



CASEY SCHMITT JULIAN ESCOBEDO CHAD BIBLE HARRISON PYATT JUSTIN GOOSSEN-BROWN



# SAN DIEGO STATE BASEBALL 2019 MEDIA GUIDE

2018 | 2017 | 2015 | 2014 | 2013  
MOUNTAIN WEST CHAMPIONS





# WHAT YOU NEED TO KNOW

The Aztecs are the **only team in the nation** to have won five conference tournament championships in the last six years.

SDSU is **one of 18 programs in the country** to have reached an NCAA Regional five times in the last six years.

SDSU is **one of nine teams in the country** to have hit .300 or better each of the last two seasons and enters 2019 having led the **Mountain West** in ERA in back-to-back seasons.

SDSU was **one of five teams in the country** last season to have a batting average above .300, an ERA below 4.05, and a fielding percentage above .973 in 2018, joined by Oregon State, New Mexico State, Ole Miss, and Minnesota.

**Mark Martinez** became the **fastest head coach in Mountain West history** to win three tournament championships in 2018, a season after becoming the fastest coach in SDSU history to win 100 games. Since starting his coaching career in 1984, Martinez has been a part of 1,030 college baseball wins.

The incoming freshmen class features three players that rank in the **top 10** at their position among class of 2018 California players (Perfect Game).

## MOST WINS AMONG CALIFORNIA DI PROGRAMS SINCE 2014

	SAN DIEGO STATE	185
	CAL STATE FULLERTON	184
	STANFORD	178
	SACRAMENTO STATE	170
	LONG BEACH STATE	169
	UC SANTA BARBARA	168

## RETURNING ALL-CONFERENCE PLAYERS



**.316**  
BATTING AVERAGE

**.419**  
ON BASE PERCENTAGE

**1.000**  
FIELDING PERCENTAGE

JULIAN ESCOBEDO

**.327**  
BATTING AVERAGE

**9**  
HOME RUNS

**42**  
RUNS BATTED IN

CHAD BIBLE



## PRESEASON ALL-AMERICAN

### CASEY SCHMITT SOPHOMORE RHP/INF



- Set SDSU's single-season ERA record at 0.28 in 2018 (minimum 30 IP)
- 2019 Collegiate Baseball Third Team Preseason All-American
- 2018 Baseball America First Team Freshman All-American
- 2018 Mountain West Championships Most Valuable Player
- Enters 2019 having thrown 25.1 consecutive scoreless innings
- One of two players in the country to have an ERA of 2.00 or lower (minimum 15 IP) and drive in 30 or more runs in 2018



# TABLE OF CONTENTS

Tony Gwynn Stadium .....	4
Head Coach Mark Martinez .....	5
Pitching Coach Sam Peraza .....	6
Assistant Coach Joe Oliveira .....	6-7
Volunteer Assistant Coach Danny Benedetti .....	7
2019 Roster .....	8
2019 Schedule .....	9
2018 Statistics .....	10
2018 Results .....	11
TV/Radio Roster .....	12
Returning Player Bios .....	13-29
#1 Julian Escobedo .....	14
#2 Ryan Orr .....	15
#3 Jacob Maekawa .....	16
#8 Casey Schmitt .....	17
#9 Matt Rudick .....	18
#10 Adrian Mardueno .....	19
#13 Casey O’Sullivan .....	20
#15 Logan Boyer .....	21
#18 Joe Fitzhugh .....	22
#23 Chad Bible .....	23
#30 Daniel Ritcheson .....	24
#31 Harrison Pyatt .....	25
#33 Christian Winston .....	26
#36 Jacob Flores .....	27
#42 Tre Brown .....	28
#48 Justin Goossen-Brown .....	29
Transfer Player Bios .....	30-34
#6 Angelo Armenta .....	31
#14 Mike Jarvis .....	32
#28 Brad Wegman .....	33
#47 Jacob Cruce .....	34
Freshman Player Bios .....	35-38
#5 Devyn Lopez .....	36
#12 David Alamillo .....	36
#20 Michael Paredes .....	36
#21 Brian Leonhardt .....	36

#22 Jaden Fein .....	37
#25 Noah Kaagan .....	37
#27 Alex Benavides .....	37
#35 Aaron Eden .....	37
#39 Troy Melton .....	38
#41 Deron Johnson .....	38
#44 Cody Rawson .....	38
Aztecs in the Pros .....	39-42
Awards .....	42-46
Records .....	47-48
Year-By-Year Batting .....	49
Year-By-Year Pitching .....	50
Annual Batting & ERA Leaders .....	51
Batting Average & ERA Top 10 .....	52
Annual Offensive Leaders .....	53-56
Annual Pitching Leaders .....	57-60
Hitting Career Records .....	61-62
Pitching Career Records .....	63
Past Head Coached .....	64
Year-by-Year Records .....	65
All-time vs. Opponents .....	66
Year-by-Year Scores .....	67-91
All-Time Letterwinners .....	92-96

## **The 2019 SDSU Baseball Media Guide**

The San Diego State University Baseball Media Guide is a publication of the SDSU athletics media relations office. The publication was written, edited, and designed by assistant media relations director Martin Foley.

Photos courtesy of Ernie Anderson, Derrick Tuskan, NCAA photos, and Major League Baseball.



# TONY GWYNN STADIUM



**Tony Gwynn Stadium** became the new home of the San Diego State baseball program during the 1997 season. Upon its opening, the facility was hailed as one of the top college baseball stadiums in the country. A poll of college coaches by Baseball America ranked it among the top 20 collegiate facilities in the nation and the fourth-best park in the western U.S.

Groundbreaking for this project took place on Aug. 21, 1996. The \$4 million facility was made possible through the generosity of San Diego Padres owner John Moores, who donated the funds to make the program's dream of a state-of-the-art stadium at San Diego State University a reality.

The structure is named in honor of the former Aztec player, head

coach, and MLB Hall of Famer. The playing field remains Charlie Smith Field in honor of the long-time former San Diego State head coach. It retains its former dimensions of 340 feet down both the right and left field lines and 410 to dead center field. Distance to the alleys is 360 feet in left center and 370 in right center.

Additional area has been added between home plate and the backstop (now 45 feet), and the warning track in the outfield has been widened to 20 feet. The field itself is a natural turf (Tif Santa Ana grass), while the infield and warning track utilize crushed brick dust.

The most recent field improvement consists of artificial field turf that extends from the end of each dugout in foul territory outside the base lines. The turf was installed prior to the start of the 2010 season. In addition, a large Aztec logo now occupies the area directly behind home plate.

The outfield is enclosed by a 10-foot high green wall made of a material designed to be resilient upon contact. The outfield wall features advertising signage as well as the names and numbers of past

players who have been honored for their accomplishments as members of the SDSU program.

Stadium lighting consists of six poles using 2000-watt fixtures, making the facility one of the most well-lit fields in college and professional baseball.

The stadium's electronic scoreboard, installed prior to the start of the 2003 season, is located behind the right centerfield fence and features a complete line score as well as video playback capability.

Seating capacity of the stadium is 3,000, and that number could reach as high as 4,000 in the future. Of the 2,200 permanent seats installed during the initial phase of construction, 800 were armchair-style around the stadium at the field level. With the addition of new seating in May 2005, that number has increased to over 1,800, as more than 1,000 chair back seats were installed in the plaza level from first to third base. The remaining seats are comprised of bleacher benches that extend down both base lines.

The latest stadium improvements came just prior to the start of the 2010 season when Field Turf was

installed in the foul territory areas in front of both dugouts and behind home plate. In addition, new sod was placed in the infield. These upgrades were made possible by a donation to the baseball program by former Aztec pitcher Stephen Strasburg.

Among the amenities contained within the stadium itself are the following:

- Two concession stands and two sets of restrooms located behind the seating area on the plaza level.

- A coaches dressing room and adjacent players' meeting room located at the east end of the first base stands to be used for team functions as well as a lounge for SDSU athletes.

- The Stephen and Mary Birch Baseball Museum located at the north end of the third base stand. The museum features numerous items relating to the history of baseball at San Diego State.



# HEAD COACH MARK MARTINEZ



Fifth Season (as head coach, 14th overall at SDSU)

Alma Mater: Mesa State '84

Year	Overall			MW			Finish
	W	L	Pct.	W	L	Pct.	
1984-88 (Asst @ Mesa State)	147	80	.648				
1989-2005 (Asst @ New Mexico)	467	491	.487	104	81	.562	
2006-14 (Asst @ SDSU)	273	267	.506	125	101	.553	
2015!* 2016 2017!* 2018!*	41 21 42 39	23 38 21 21	.641 .356 .667 .650	19 11 20 18	10 19 10 12	.655 .367 .667 .600	2 6 2 2
Total (HC)	143	103	.581	68	51	.571	

\* Mountain West Tournament Championship (3)

! NCAA Tournament Appearance (3)

Mark Martinez heads into his fifth season as head coach and 14th at SDSU in 2019 after being named the late Tony Gwynn's successor on August 20, 2014.

During his fourth season as head coach in 2018, Martinez became the fastest head coach in Mountain West history to win three conference championships. In 2017, Martinez logged his 100th win as head coach and became the fastest head coach in program history to reach the century mark.

Martinez led SDSU to a 39-21 performance in 2018, leaving the Aztecs as one of 13 teams in the nation to have won 39 or more games four times in the past five years. Since the start of the 2014 season — Martinez's final year as SDSU's head assistant coach under Gwynn — the Aztecs have recorded 185 wins, the most among all Division I California programs.

San Diego State will enter the 2019 season as the only team in Division I baseball with five conference tournament championships in the last six seasons. SDSU is one of 18 programs in the nation to have played in five NCAA Regionals in the last six years and one of just two programs in California, joined by only Cal State Fullerton. Statistically, the Aztecs are one of just nine teams to have hit .300 or better in each of the last two seasons and will enter 2019 having led the MW in earned run average in back-to-back seasons.

Martinez, who has been a part of 1,030 collegiate baseball wins since starting his coaching career in 1984, enters his fifth season as a head coach with a record of 143-103 (.581). Under his watch, SDSU has reached its highest academic progress rate, highest team grade point average, and highest total of scholar-athletes in its 82-year history. Last April, Martinez received the Center for Community Solutions Champions Award, recognizing his efforts in starting healthy relationships and consent education training with SDSU baseball student-athletes and coaches.

Fifteen Aztecs have been selected by the MLB First-Year Player draft and 10 Aztecs have been named Mountain West scholar athletes (3.5 GPA or better) since 2015. Martinez has also directed 21 student-athletes to all-MW honors over the last four seasons, including back-to-back MW Pitchers of the Year (Brett Seeburger — 2017, Garrett Hill — 2018) and 2017 MW Player of the Year Danny Sheehan.

Martinez entered the start of his head coaching career with 31 years of coaching experience as an assistant coach, split between nine

years on Gwynn's Aztec staff (2006–2014), 17 years at New Mexico (1989–2005), and five seasons at his alma mater Mesa State (1984–1988). With Gwynn, Martinez helped SDSU end an 18-year drought from the NCAA postseason with an appearance in 2009.

He has also helped build an academic program that saw the highest APR in the history of the program last season, as well as the most scholar-athletes and highest team GPA in the history of the program.

Martinez has had 42 players drafted in his time at San Diego State, and had seven of those draft picks make the major leagues (Stephen Strasburg, Addison Reed, Justin Masterson, Bruce Billings, Quintin Berry, Lance Zawadzki, and Greg Allen).

In 2017, Martinez guided SDSU to a 42-21 record and a fourth conference title in the past five seasons. Statistically, his offense was among the national leaders in several categories while the defense set a school record for fielding percentage. He also helped produce the Mountain West Tony Gwynn Player of the Year (Danny Sheehan) and the league's Pitcher of the Year (Brett Seeburger). A total of six Aztecs earned all-conference honors while two (Sheehan, Tyler Adkison) were recognized as third-team All-Americans. In his inaugural season at the helm of the Aztec program, Martinez saw his team capture its third consecutive Mountain West Championship and earn a third straight berth in the NCAA Regionals.

The team's final 41-23 record marked the first time the Aztecs finished with back-to-back 40-win campaigns since the 1990 and 1991 seasons. Seven Aztecs earned all-league honors and the team produced a Freshman All-American, three All-West Region selections, three members of the NCAA Regional all-tournament team and five athletes on the conference championship all-tourney team including the MVP for the third year in a row. Four players (Bubba Derby, Steven Pallares, Mark Seyler, Ty France) were taken in the 2015 Major League draft as well. During the 2014 season, Martinez helped lead the Aztecs to their second consecutive conference championship. The overall 42-21 record was the best win percentage in 30 years of the program. The Aztecs also made their second consecutive regional, playing in Lafayette, Louisiana, as the No. 3 seed.

After the season, the 2014 Aztecs saw six players drafted (Michael Cederoth, Greg Allen, Brad Haynal, Tim Zier, Brandon Thomas and Justin Hepner) and saw another sign as an undrafted free agent (Evan Potter). Of the six players that signed after the 2014 season, only one (Cederoth) had been drafted before their time at San Diego State. In addition closer Michael Cederoth was also named a Baseball

America First-Team All-American while third baseman Ty France was named a Baseball America Third Team All-American. Martinez was also an integral part of recruiting the 2014 recruiting class, which was ranked as the 19th-best freshman class in the country by Baseball America.

Martinez was hired as an assistant coach on July 28, 2005, arriving at SDSU after 17 years as an assistant at the University of New Mexico. His responsibilities included being in charge of the Aztec infielders and serving as SDSU's third base coach during games. In addition, is involved with the Aztec baseball camps and clinics, a series of seminars offered each winter and summer. During his tenure as a hitting and infield coach at New Mexico, Martinez was a key member in leading the Lobo offense that became one of the most prominent in the nation under his tutelage. New Mexico was ranked among the top 11 teams in the nation in hitting his final four seasons and the Lobos were ranked among the top 10 in batting, slugging, doubles, triples and homers in 2005. He also helped lead the Lobos to the 2000 Mountain West Conference regular-season title. Over his 17 seasons with New Mexico, he coached 47 all-conference selections and four conference players of the year. UNM also produced eight All-Americans, four freshman All-Americans and four Academic All-Americans during that span. In addition, 31 players were drafted in his 17 years at UNM.

The 55-year-old Martinez came to New Mexico in 1988 after a five-year stint as an assistant coach at his alma mater, Mesa State College in Grand Junction, Colo. He was an assistant there from 1984-88. Martinez played shortstop at Mesa State from 1982-84, earning all-conference and all-district honors as a senior. He received his bachelor's degree in physical education in 1984. He completed his master's in sports administration from New Mexico in January 1990. In addition to his work with the Lobos, Martinez gained valuable experience in the summers of 1993 and 1994 as head coach of the Mat-su Miners in the Alaska Summer League.

Born Dec. 18, 1961, in Aurora, Colo., Martinez graduated from Longmont (Colo.) High School in 1980. He and wife, Jada Lucey Martinez, formerly UNM's associate athletic director for development, have two children: a daughter, Marissa, and a son, Cade



# ASSISTANT COACHES



## Sam Peraza - Assistant Coach/Pitching Coach Fourth Season, San Diego State '02

Sam Peraza enters his fourth season as the Aztecs' pitching coach after being named to the position in July 2015. Peraza returned home to the west coast from Florida International where he served as the pitching coach during the 2014 and 2015 seasons. Peraza has 15 years of pitching coaching experience and during his career, he has produced five conference Pitchers of the Year and nine All-American pitchers. Heading into the 2019 season, SDSU has led the Mountain West in earned run average in each of the past two seasons.

Peraza's pitching staff in 2018 was a key part in helping the Aztecs win its fifth Mountain West Championship in the last six years. Including leading junior right-handed pitcher Garrett Hill to Mountain West Pitcher of the Year honors (second consecutive year the Aztecs have won MW Pitcher of the Year), the Aztec bullpen was nearly perfect for the duration of the Mountain West Championships, as opposing hitters went just 2-for-44 (.045) against SDSU relievers.

The 2018 Aztec bullpen was led by closer Casey Schmitt, who became a Baseball America First Team Freshman All American -- SDSU's first since Stephen Strasburg in 2007. Schmitt finished his freshman season with a 0.28 ERA, the lowest single-season mark in SDSU history.

In 2017, his pitching staff compiled a 4.12 ERA while recording 42 victories. Peraza also tutored the 2017 Mountain West Pitcher of the Year in senior left-hander Brett Seeburger, who was later drafted by the St. Louis Cardinals in the 2017 MLB First-Year Player Draft. Along with Seeburger, the Aztecs had three total pitchers taken in the 2017 MLB First-Year Player Draft, tied for the most pitching draft picks the program has had in a single season since the 2007 season.

His 2017 staff led the conference in earned run average, wins, saves, walks allowed, runs allowed, and opponent batting average. In league play, SDSU allowed the fewest hits and extra-base hits among any MW team.

During the 2015 season at Florida International, he guided the pitching staff to a 3.89 team ERA, helping lead the Panthers to a Conference USA Tournament Championship and its first regional win since 2001 (Coral Gables Regional).

Peraza also made his mark on the recruiting trail. In 2014, he helped put together a class that was nationally ranked eighth-best in the country by Perfect Game. That class featured seven incoming recruits taken in the MLB draft that June.

Peraza's first season as Florida International's pitching coach (2014) was a record-setting season for the Panther pitching staff. FIU posted a Conference USA single-season record for most shutouts (14) and lowest team ERA (2.29). The Panthers set three school records in 2014 as well, posting the lowest team ERA, fewest walks (175) and fewest triples allowed (3). In total, Peraza's pitching staff cracked the top five in 11 different school record statistical categories and individuals cracked the top 10 in eight different statistical categories.

The Panthers pitching staff was dominant from a national perspective as well. Their team ERA ranked fifth nationally, while the record-setting 14 shutouts ranked third nationally. Peraza's work in his first season with FIU earned him a finalist spot for the inaugural C-USA Assistant Coach of the Year award.

Peraza spent the 2013 season leading the pitchers at Cal State Northridge, where the Matador pitching staff had one of its best seasons in program history. His pitching staff produced the best team earned run average in the program's last 21 years. Additionally, the Matadors had the lowest walk-to-strikeout ratio since 2002 and led the conference in batters struck out looking with 117. Cal State Northridge's team had the program's most overall wins and conference (Big West) wins since 2002.

Prior to joining the Matadors, Peraza spent the summer of 2012 as the pitching coach for the Santa Barbara Foresters, a summer collegiate team. During his stint with the Foresters, Santa Barbara defeated the Seattle Studs to capture the 2012 National Baseball Congress (NBC) World Series title. Peraza's pitching staff produced an ERA of 2.41 with 570 strikeouts against only 173 walks.


Peraza's previous five seasons came at Cal State Los Angeles where he served as the Head Assistant Coach and Recruiting Coordinator. Peraza's stint with the Golden Eagle baseball program began in October 2007. While there, he handled the Golden Eagle pitching staff, assisted with all game planning, scouting, film, administration and travel. In total, Cal State L.A. produced two conference Pitcher of the Year winners during Peraza's time with program.

In the middle of his tenure with Cal State L.A., Peraza served as the head coach of the So Cal Fire, a summer collegiate baseball team, in the summer of 2008. Peraza's team, which consisted of 20 Division I athletes and seven players that were selected in the top 20 rounds of MLB Draft, earned an impressive sixth place finish (out of 64 teams) in the NBC World Series.

Before his time at Cal State L.A., Peraza was the head assistant coach and recruiting coordinator at Eastern Oklahoma State College for the 2007 season. During his time with the Mountaineers, Peraza handled all aspects of recruiting and scholarships awarded. He additionally oversaw the pitching staff, which produced the 2007 Conference Pitcher of the Year. Peraza was also in charge of the strength and conditioning programs for the Mountaineer baseball team.

Peraza's collegiate pitching career began at El Camino Community College from 1998-2000, where he sits in the record books for the program's most saves. He then attended San Francisco State University in 2001, where he was a Second Team All-Conference Selection. As the Saturday starter, he led the team in wins, ERA, strikeouts and complete games. Peraza then transferred over to San Diego State University in 2002, pitching out of the bullpen for head coach Jim Dietz and Mountain West champion Aztecs.

Peraza graduated from SDSU in 2002. He is married to Nevada, and they have two sons: Cy Marshall and Ace Samuel.



## Joe Oliveira - Assistant Coach/Recruiting Coordinator Seventh Season, Pacific '09

Joe Oliveira enters his seventh season with the Aztecs as the hitting coach/recruiting coordinator. During his time at San Diego State, Oliveira has been a part of five Mountain West Championship teams alongside four 40+ win seasons and five NCAA regional appearances.

As hitting coach, Oliveira has helped the Aztecs to be one of just nine teams in the country to have hit .300 or better in both 2018 and 2017. Four position players were selected in the MLB First-Year Player Draft in 2018, including a pair of All-Mountain West First Team honorees in Chase Calabuig and Jordan Verdon. In addition to being the hitting coach, Oliveira serves as the team's catching coach and helped Dean Nevarez to a 19th round selection by the Seattle Mariners and a Mountain West All-Tournament team selection.

At the plate, San Diego State finished in the nation's top 20 in numerous statistics, including batting average (.301, 14th), doubles (126, 13th), and hits (632, 16th).



# ASSISTANT COACHES

Oliveira, who leads the program's recruiting effort, added the 14th-ranked class in the country in 2017 according to Perfect Game, including 2 players that were drafted in June's MLB First-Year Player Draft, but decided to attend San Diego State. SDSU's 2014 recruiting class ranked 19th in the country by Baseball America while the 2015 recruiting class was ranked 17th in the country by Perfect Game. The 2016 class was rated 27th by D1Baseball.com.

In addition, he has been named the top recruiter in the Mountain West in a vote of the league's head coaches. Oliveira's responsibilities also include working with hitters, catchers, outfielders, as well as coach third base during the games. He also assists Coach Martinez with all aspects of the program, including the academic program, which has set new records each of the last two years with a new record number of scholar-athletes (22) and new team GPA (3.01) program highs.

In 2017, Oliveira helped guide lead an offense that was one of the best in the country. The team ranked nationally in batting average (13th at .314), hits (4th with 700), doubles (15th with 129, home runs (42nd with 62), slugging percentage (25th at .468), on base percentage (3rd at .388) and runs (29th with 421). The Aztec offense had 10 hitters finish with a batting average over .300, all with career-highs. The Aztec defense also set a program record with a .979 fielding percentage, which ranked 22nd in the country. The defense turned 67 double plays, which was the second most in the country. In addition, there were two hitters named to the All-Mountain West first team in Danny Sheehan and Tyler Adkison, and two more named to the All-Mountain West second team in David Hensley and Alan Trejo. Danny Sheehan also won the Tony Gwynn Mountain West Player of the Year award, becoming the first Aztec hitter to earn the honor. After the season, both Danny Sheehan and Tyler Adkison were named ABCA Rawlings Third-Team All Americans.

The 2017 Aztecs had five players drafted, including two hitters, in which Oliveira helped develop from undrafted high school players into professional prospects. Alan Trejo was a 16th round pick by the Colorado Rockies and Tyler Adkison was a 32nd round pick by the Los Angeles Dodgers. Over his first five years, Oliveira has seen 23 Aztecs drafted, including 11 hitters who had never been drafted before. The team has seen a rise in batting average and fielding percentage each year.

Oliveira was selected to coach for USA Baseball in each of the last three summers at the USA Baseball National Team Identification Series in Cary, N.C. Oliveira led Southern California's U14 team to a championship and 3-0 record during both the 2016 and 2017 seasons.

During the 2015 season, his second as a collegiate coach, Oliveira helped guide the team to their third consecutive Mountain West Championship, including 41 wins. The 2015 team also saw five players drafted by MLB clubs, three of which being hitters who had never been drafted before (Steven Pallares, Seby Zavala, Ty France). Oliveira, who focuses on the catchers, helped guide Seby Zavala to his best season as an Aztec in 2015. Zavala hit .290 with 14 home runs, 67 RBI's and threw out 47% of would-be base-stealers. Zavala was also named to the All-Mountain West Team after the season, and continued his success into the Mountain West Tournament where he was named tournament MVP. Zavala was then drafted in the 12th round by the Chicago White Sox.

During the 2014 season, his first as a collegiate coach, Oliveira helped guide the team to the Mountain West Conference Championship, including 42 wins and the best win percentage in 30 years of the program. The 2014 team also saw seven players sign professional contracts after the season, four of which being hitters (Greg Allen, Tim Zier, Brad Haynal, Evan Potter) in which Oliveira helped guide to tremendous seasons. Oliveira, also the catching coach, mentored Brad Haynal to his best season as an Aztec in 2014. Haynal hit .313 with 12 home runs and 50 RBI and threw out 53% of attempted base stealers, leading the conference in that category. Those numbers, along with Haynal's leadership, earned him a spot on the All-Mountain West Team and was named All-Mountain West Tournament MVP. After the season, he was drafted in the 18th round by the Miami Marlins and worked his way up to their Low-A affiliate in his very first season.

Oliveira served as coach at Battle Creek (Mich.) in the Northwoods League during the summer of 2013 where he began the season as an assistant coach and was soon promoted to the head coaching position.

Prior to that coaching stint, Oliveira was a player in the Baltimore Orioles organization, the team that drafted him in the 15th round out of the University of the Pacific in June 2010. During his time as a professional player, he competed for Aberdeen in the New York-Penn League, Frederick in the Carolina League and Delmarva in the South Atlantic League.

A four-time letterman at Pacific (2006-10), Oliveira was a three-time all-big West Conference selection who was rated as the ninth-best catcher in the nation by Rivals.com in 2008. He was also named to the 2009 Johnny Bench Award Watch list, an honor presented to the top collegiate catcher in the nation. In addition, Oliveira still ranks among the top 10 on the Pacific career lists in games, at bats, runs, triples, walks and total bases. Oliveira earned his bachelor's degree in communications from Pacific in 2009 as well as a master's degree in education, also from Pacific, in 2011.

Oliveira recently married his wife, Hillary, in December 2018. The couple lives in San Diego.



League Baseball First-Year Player Draft.

## Danny Benedetti - Volunteer Assistant Coach Second Season, St. John's '09

Danny Benedetti was named San Diego State baseball's Volunteer Assistant Coach and Camp Coordinator in August 2017. Benedetti, a Long Beach native, comes to the Mesa having spent the 2017 season as an assistant coach at Manhattan College, where he primarily worked with hitters while assisting with catchers and recruiting.

Benedetti helped lead SDSU to its fifth Mountain West Championship in the last six years in 2018, where he served as the team's first base coach and assisted with hitting instruction.

Prior to Manhattan, Benedetti spent three years working as a volunteer at his alma mater, St. John's. Benedetti helped lead the Red Storm's run to a 2015 Big East Championship and an appearance in the NCAA tournament. Nine players from St. John's 2015 team went on to be selected in the Major

No stranger to the west coast, Benedetti started his coaching career at Long Beach State, working as a graduate assistant from 2010-2013.

As a player for the Red Storm in 2008 and 2009, Benedetti earned back-to-back All-Big East honors and was a member of the 2008 Big East Championship squad.

# 2019 ROSTER

## NUMERICAL ROSTER

No.	Name	Pos.	B-T	Ht.	Wt.	Yr.	Hometown / Last School
1	Julian Escobedo	OF	L-L	5-11	175	Jr.	San Diego, Calif. / Eastlake HS
2	Ryan Orr	C	R-R	5-10	170	Jr.	San Diego, Calif. / La Costa Canyon HS
3	Jacob Maekawa	IF	R-R	5-9	170	Jr.	Mililani, Hawai'i / Mid-Pacific Institute /
5	Devyn Lopez	IF	R-R	5-8	165	Fr.	San Bernadino, Calif. / Cajon HS
6	Angelo Armenta	IF	S-R	5-10	190	R-Sr.	Monrovia, Calif. / USC
8	Casey Schmitt	IF/RHP	R-R	6-2	200	So.	San Diego, Calif. / Eastlake HS
9	Matt Rudick	OF	L-L	5-9	170	So.	San Diego, Calif. / Scripps Ranch HS
10	Adrian Mardueno	RHP	R-R	5-10	170	Jr.	Upland, Calif. / Upland HS
12	David Alamillo	IF	R-R	6-0	160	Fr.	Bakersfield, Calif. / Centennial HS
13	Casey O'Sullivan	RHP	R-R	6-2	185	So.	San Diego, Calif. / Valhalla HS
14	Matt Jarvis	IF	R-R	5-10	180	Jr.	San Diego, Calif. / Saddleback College
15	Logan Boyer	RHP	R-R	6-3	215	Jr.	Chandler, Ariz. / Hamilton HS
18	Joe Fitzhugh	C	R-R	6-2	185	So.	Las Vegas, Nev. / Arbor View HS
20	Michael Paredes	RHP/IF	R-R	5-11	178	Fr.	San Diego, Calif. / San Diego HS
21	Brian Leonhardt	LHP/IF	L-L	6-2	190	Fr.	San Diego, Calif. / Eastlake HS
22	Jaden Fein	OF	R-R	6-3	202	Fr.	Simi Valley, Calif. / Royal HS
23	Chad Bible	OF	R-R	6-1	225	R-Sr.	Valencia, Calif. / College of the Canyons
25	Noah Kaagan	OF	R-R	6-1	208	Fr.	San Diego, Calif. / Rancho Bernardo HS
27	Alex Benevides	RHP	R-R	6-4	190	Fr.	Gilroy, Calif. / Gilroy HS
28	Brad Wegman	RHP	R-R	6-3	205	R-Sr.	Temecula, Calif. / USC
30	Daniel Ritcheson	RHP	R-R	6-4	205	So.	Northridge, Calif. / Alemany HS
31	Harrison Pyatt	RHP	R-R	6-5	220	Sr.	Corona, Calif. / Esperanza HS
33	Christian Winston	LHP	L-L	6-5	180	So.	Barstow, Calif. / Barstow HS
35	Aaron Eden	RHP	R-R	6-1	230	Fr.	Los Angeles, Calif. / Norco HS
36	Jacob Flores	LHP	L-L	6-4	210	So.	Oxnard, Calif. / Rio Mesa HS
39	Troy Melton	RHP	R-R	6-4	190	Fr.	Anaheim, Calif. / Canyon HS
41	Deron Johnson	C	L-R	6-0	190	Fr.	Poway, Calif. / Poway HS
42	Tre Brown	RHP	R-R	6-3	170	Jr.	San Diego, Calif. / Eastlake HS
44	Cody Rawson	C	R-R	6-0	185	Fr.	Fontana, Calif. / Damien HS
47	Jacob Cruce	IF	L-R	6-3	180	Jr.	Bentwood, Calif. / San Joaquin Delta JC
48	Justin Goossen-Brown	RHP	L-R	6-2	190	R-Sr.	Sherman Oaks, Calif. / L.A. Valley JC

## ALPHABETICAL

12	David Alamillo	IF
6	Angelo Armenta	IF
27	Alex Benavides	RHP
23	Chad Bible	OF
15	Logan Boyer	RHP
42	Tre Brown	RHP
47	Jacob Cruce	IF
35	Aaron Eden	IF
1	Julian Escobedo	OF
22	Jaden Fein	OF
18	Joe Fitzhugh	C
36	Jacob Flores	LHP
48	Justin Goossen-Brown	RHP
14	Mike Jarvis	IF
41	Deron Johnson	C
25	Noah Kaagan	OF
21	Brian Leonhardt	LHP/IF
5	Devyn Lopez	IF
3	Jacob Maekawa	IF
10	Adrian Mardueno	RHP
39	Troy Melton	RHP
13	Casey O'Sullivan	RHP
2	Ryan Orr	C
20	Michael Paredes	RHP/IF
31	Harrison Pyatt	RHP
44	Cody Rawson	C
30	Daniel Ritcheson	RHP
9	Matt Rudick	OF
8	Casey Schmitt	IF/RHP
28	Brad Wegman	RHP
33	Christian Winston	LHP

## BREAKDOWN

Returning Letterwinners.....	16
Newcomers.....	15
<b>Hometown</b>	
California.....	28
San Diego County.....	11
Nevada.....	1
Hawaii.....	1
Arizona.....	1
<b>Class</b>	
Freshmen.....	11
Sophomore.....	7
Junior.....	8
Senior.....	5
<b>Position</b>	
LHP.....	3
RHP.....	13
IF.....	9
OF.....	5
C.....	4
Two-way.....	3
<b>Admissions</b>	
Entered as freshman.....	25
Transfer.....	6

## PRONUNCIATION GUIDE

- #1 Julian Escobedo - ess-ko-BAY-doe
- #3 Jacob Maekawa - may-CAH-wuh
- #9 Matt Rudick - ruhd-ick
- #10 Adrian Mardueno - mard-WAIN-yo
- #12 David Alamillo - al-ah-ME-yo
- #22 Jaden Fein - fine
- #25 Noah Kaagan - kay-gun

## COACHING STAFF

Head Coach.....	Mark Martinez
Pitching Coach.....	Sam Peraza
Assistant Coach/Recruiting Coordinator.....	Joe Oliviera
Volunteer Assistant Coach.....	Danny Benedetti
Director of Player Development.....	Eric Lally
Graduate Assistant.....	Danny Sheehan
Graduate Assistant.....	Cody Thompson



# 2019 SCHEDULE

Date	Day	Opponent	Time	Location	Note
Feb. 15	Fri.	San Francisco	6:00 p.m. PT	Tony Gwynn Stadium	▶SDSU is 4-2 in its last six season openers
Feb. 16	Sat.	San Francisco	6:00 p.m. PT	Tony Gwynn Stadium	▶5-3 all-time vs. USF - defeated Dons 5-3 in 2017
Feb. 17	Sun.	San Francisco	1:00 p.m. PT	Tony Gwynn Stadium	
Feb. 19	Tue.	UC Irvine	6:00 p.m. PT	Tony Gwynn Stadium	▶23-8 against the Big West over the last two seasons
Feb. 22	Fri.	Utah%	6:00 p.m. PT	Tony Gwynn Stadium	▶First meeting since Utah left MW in 2011 - 102-34 all-time vs. Utah
Feb. 23	Sat.	Oklahoma%	6:00 p.m. PT	Tony Gwynn Stadium	▶First meeting with Sooners since 2011
Feb. 24	Sun.	Kansas State%	2:00 p.m. PT	Tony Gwynn Stadium	▶First meeting since 2009 - No. 10 ranked KSU won, 5-4
Feb. 26	Tue.	San Diego	6:00 p.m. PT	Tony Gwynn Stadium	▶SDSU has won four of the last five meetings vs. USD
March 1	Fri.	Air Force*	2:00 p.m. MT	Colorado Springs, Colo.	▶Aztecs are 22-9 against Air Force in last 31 meetings
March 2	Sat.	Air Force*	1:00 p.m. MT	Colorado Springs, Colo.	▶Aztecs lead all-time series, 108-28
March 3	Sun.	Air Force*	1:00 p.m. MT	Colorado Springs, Colo.	▶Aztecs have averaged 9.8 runs per game in last eight at Air Force
March 5	Tue.	Texas Tech	6:00 p.m. PT	Tony Gwynn Stadium	▶2018 CWS participant; Mark Martinez is 5-5 vs. teams which played in CWS year prior
March 6	Wed.	Texas Tech	2:00 p.m. PT	Tony Gwynn Stadium	▶Texas Tech swept three-game series in 2016; Aztecs looking to snap five-game skid vs. TTU
March 8	Fri.	Nevada*	6:00 p.m. PT	Tony Gwynn Stadium	▶Aztecs won two of three vs. Wolf Pack in last home series in 2017
March 9	Sat.	Nevada*	6:00 p.m. PT	Tony Gwynn Stadium	
March 10	Sun.	Nevada*	1:00 p.m. PT	Tony Gwynn Stadium	
March 12	Tue.	CSUN	2:00 p.m. PT	Northridge, Calif.	▶SDSU is 7-1 in its last eight meetings vs. Matadors
March 15	Fri.	Seattle U	6:00 p.m. PT	Tony Gwynn Stadium	▶Only previous meeting happened in 1953 (SDSU won 13-12)
March 16	Sat.	Seattle U	6:00 p.m. PT	Tony Gwynn Stadium	
March 17	Sun.	Seattle U	1:00 p.m. PT	Tony Gwynn Stadium	
March 19	Tue.	Loyola Marymount	6:00 p.m. PT	Los Angeles, Calif.	▶SDSU has won four of last five meetings vs. LMU; first meeting since 2015
March 22	Fri.	New Mexico*	6:00 p.m. MT	Albuquerque, N.M.	▶114-80 all-time vs. UNM, good for most all-time wins against any opponent
March 23	Sat.	New Mexico*	6:00 p.m. MT	Albuquerque, N.M.	
March 24	Sun.	New Mexico*	1:00 p.m. MT	Albuquerque, N.M.	
March 25	Mon.	Arizona	6:00 p.m. PT	Tony Gwynn Stadium	▶Split two meetings last year; SDSU 4-1 in its last five games vs. Pac-12
March 26	Tue.	Cal Baptist	6:00 p.m. PT	Tony Gwynn Stadium	▶Cal Baptist is in first season reclassifying from Division II; went 35-19 in 2018
March 29	Fri.	Fresno State*	6:00 p.m. PT	Tony Gwynn Stadium	▶Aztecs gained 100-99 advantage in all-time series w/ 7-0 win in 2018
March 30	Sat.	Fresno State*	6:00 p.m. PT	Tony Gwynn Stadium	▶100 wins vs. FSU is fourth most vs. any opponent (UNM 113, AF 108, Utah 102)
March 31	Sun.	Fresno State*	1:00 p.m. PT	Tony Gwynn Stadium	
April 2	Tue.	Oregon State	5:35 p.m. PT	Corvallis, Ore.	▶Defending national champions - SDSU played in Corvallis Regional in 2018
April 3	Wed.	Oregon State	5:35 p.m. PT	Corvallis, Ore.	▶Beavers & Aztecs split two game series in Corvallis in 2016 (W 6-5, L 9-6)
April 5	Fri.	Nevada*	6:00 p.m. PT	Reno, Nev.	▶Aztecs have averaged seven runs a game in its last 6 in Reno
April 6	Sat.	Nevada*	6:00 p.m. PT	Reno, Nev.	
April 7	Sun.	Nevada*	1:00 p.m. PT	Reno, Nev.	
April 9	Tue.	Loyola Marymount	6:00 p.m. PT	Tony Gwynn Stadium	▶Have not lost to LMU at home since 2008; three-straight home wins
April 12	Fri.	Cal State Fullerton	7:00 p.m. PT	Fullerton, Calif.	▶SDSU leads Calif. with 185 wins since 2014 - CSF second in state w/ 184
April 13	Sat.	Cal State Fullerton	6:00 p.m. PT	Fullerton, Calif.	▶SDSU has won five of last six meetings vs. CSF
April 14	Sun.	Cal State Fullerton	1:00 p.m. PT	Fullerton, Calif.	
April 16	Tue.	UC Irvine	6:30 p.m. PT	Irvine, Calif.	▶SDSU is 56-37-1 all-time vs. UCI
April 18	Thu.	Air Force*	6:00 p.m. PT	Tony Gwynn Stadium	▶Aztecs are 15-2 in last 17 home games vs. Air Force
April 19	Fri.	Air Force*	6:00 p.m. PT	Tony Gwynn Stadium	
April 20	Sat.	Air Force*	1:00 p.m. PT	Tony Gwynn Stadium	
April 23	Tue.	San Diego	6:00 p.m. PT	San Diego, Calif. (Fowler Park)	▶SDSU is 8-1 all-time at Fowler Park
April 26	Fri.	UNLV*	6:00 p.m. PT	Las Vegas, Nev.	▶Rematch of 2018 MW Championship
April 27	Sat.	UNLV*	6:00 p.m. PT	Las Vegas, Nev.	▶SDSU is 9-2 in its last 11 games in Las Vegas
April 28	Sun.	UNLV*	1:00 p.m. PT	Las Vegas, Nev.	▶Aztecs have scored 141 runs in last 14 games vs. UNLV (10.1 per gm)
May 3	Fri.	San Jose State*	6:00 p.m. PT	Tony Gwynn Stadium	▶SDSU is 12-2 in its last 14 gms. vs. SJSU; 76-32 all-time vs. SJSU
May 4	Sat.	San Jose State*	6:00 p.m. PT	Tony Gwynn Stadium	▶Aztecs are 44-14 at home all-time vs. Spartans
May 5	Sun.	San Jose State*	1:00 p.m. PT	Tony Gwynn Stadium	
May 6	Mon.	BYU	6:00 p.m. PT	Tony Gwynn Stadium	▶First meeting since 2015; SDSU leads all-time series 74-60-1
May 10	Fri.	Fresno State*	6:00 p.m. PT	Fresno, Calif.	▶SDSU did not play in Fresno last season; 11-5 in last 16 at FS
May 11	Sat.	Fresno State*	6:00 p.m. PT	Fresno, Calif.	
May 12	Sun.	Fresno State*	1:00 p.m. PT	Fresno, Calif.	
May 16	Thu.	New Mexico*	6:00 p.m. PT	Tony Gwynn Stadium	▶Two programs have combined to win each of the last eight MW titles
May 17	Fri.	New Mexico*	6:00 p.m. PT	Tony Gwynn Stadium	
May 18	Sat.	New Mexico*	1:00 p.m. PT	Tony Gwynn Stadium	
May 23-26	Thu-Sun	Mountain West Championships		Reno, Nev.	▶Aztecs are only team in the country with five conf. tourney champs in last six seasons
May 31-Jun 3	Fri-Mon	NCAA Regionals		Reno, Nev.	▶One of 18 teams in the country with five NCAA appearances in last six years
June 7-10	Fri-Mon	NCAA Super Regionals		Reno, Nev.	▶Looking to reach first NCAA Super Regional in program history
June 15-26	Sun-Wed	NCAA College World Series		Omaha, Neb.	

All games in PT unless otherwise noted. Dates and times subject to change.

# 2018 STATISTICS

## RETURNING POSITION PLAYERS

Player	avg	gp-gs	ab	r	h	2b	3b	hr	rbi	tb	slg%	bb	hbp	so	gdp	ob%	sb-att	fld%
23 BIBLE, Chad	.327	58-55	214	37	70	11	2	9	42	112	.523	7	13	47	2	.385	2-6	.000
9 RUDICK, Matt	.319	59-57	226	43	72	4	3	0	19	82	.363	34	6	34	2	.419	5-10	.978
1 ESCOBEDO, Julian	.316	59-57	212	48	67	14	2	2	25	91	.429	37	2	30	3	.419	3-5	1.000
8 SCHMITT, Casey	.264	58-50	182	23	48	12	0	1	32	63	.346	11	1	29	5	.302	0-0	.908
3 MAEKAWA, Jacob	.219	60-60	196	29	43	9	0	1	21	55	.281	12	11	39	4	.300	5-8	.972
18 FITZHUGH, Joe	.192	14-7	26	3	5	0	0	1	2	8	.308	1	1	4	2	.250	0-1	.980
2 ORR, Ryan	.182	14-5	22	2	4	0	0	0	2	4	.182	1	1	7	0	.240	0-0	1.000
Totals	.301	60-60	2103	373	632	126	17	43	330	921	.438	210	51	361	38	.373	28-49	.974
Opponents	.253	60-60	2038	291	516	90	9	26	258	702	.344	206	57	467	46	.335	42-57	.966

## POSITION PLAYERS LOST

Player	avg	gp-gs	ab	r	h	2b	3b	hr	rbi	tb	slg%	bb	hbp	so	gdp	ob%	sb-att	fld%
34 CALABUIG, Chase	.350	60-60	243	54	85	21	6	5	46	133	.547	29	3	29	3	.421	4-6	.992
21 VERDON, Jordan	.333	60-60	237	44	79	27	1	12	65	144	.608	18	6	36	4	.386	1-2	.993
22 HENSLEY, David	.317	59-59	240	41	76	14	1	3	34	101	.421	27	3	35	7	.385	6-8	.935
25 NEVAREZ, Dean	.294	55-53	201	36	59	11	0	8	32	94	.468	26	3	47	2	.378	1-2	.990
40 ROSS, Sean	.333	12-3	18	3	6	1	0	0	2	7	.389	0	0	4	0	.333	0-0	1.000
32 CHAPMAN, Denz'l	.250	15-4	16	6	4	0	1	0	3	6	.375	0	0	5	0	.250	1-1	.900
41 MAYEAUX, Grant	.243	31-4	37	2	9	2	0	1	4	14	.378	4	0	4	2	.317	0-0	.941
5 PARRA, Isaiah	.211	17-3	19	2	4	0	1	0	1	6	.316	3	0	5	2	.318	0-0	.917
28 DEARTH, John	.071	9-3	14	0	1	0	0	0	0	1	.071	0	1	6	0	.133	0-0	1.000

## RETURNING PITCHERS

Player	era	w-l	app-gs	cg	sho	sv	ip	h	r	er	bb	so	2b	3b	hr	ab	b/avg
8 SCHMITT, Casey	0.28	1-1	21-0	0	0	9	32.0	17	3	1	8	24	1	0	0	108	.157
48 GOOSSEN-BROWN, Jus	3.72	5-3	19-10	1	0	1	58.0	65	33	24	14	38	5	1	3	230	.283
31 PYATT, Harrison	4.68	4-4	17-15	0	0	0	73.0	58	46	38	38	70	19	1	2	270	.215
33 WINSTON, Christian	1.76	1-0	14-0	0	0	1	15.1	15	4	3	8	7	0	1	0	57	.263
13 O'SULLIVAN, Casey	2.84	1-0	19-0	0	0	1	25.1	21	10	8	18	26	2	0	1	96	.219
15 BOYER, Logan	3.79	0-0	9-4	0	0	0	19.0	13	9	8	8	27	4	0	1	69	.188
36 FLORES, Jacob	3.86	0-0	19-2	0	0	1	21.0	17	11	9	12	19	3	1	3	77	.221
30 RITCHESON, Daniel	6.04	2-1	11-2	0	0	0	25.1	24	18	17	18	23	9	0	1	96	.250
12 MARDUENO, Adrian	6.07	7-1	30-0	0	0	0	29.2	34	26	20	14	39	4	0	2	116	.293
42 BROWN, Tre	9.00	0-0	2-0	0	0	0	1.0	3	2	1	0	0	0	0	0	6	.500
Totals	4.03	39-21	60-60	1	2	19	535.2	516	291	240	206	467	90	9	26	2038	.253
Opponents	5.33	21-39	60-60	1	2	9	522.0	632	373	309	210	361	126	17	43	2103	.301

## PITCHERS LOST

Player	era	w-l	app-gs	cg	sho	sv	ip	h	r	er	bb	so	2b	3b	hr	ab	b/avg
38 ERICKSON, Jacob	3.33	5-4	27-4	0	0	0	70.1	69	31	26	9	58	11	1	2	268	.257
39 HILL, Garrett	3.91	7-3	16-15	0	0	0	78.1	89	40	34	26	72	18	2	4	306	.291
27 FERNANDEZ, Jorge	4.86	6-3	26-7	0	0	6	63.0	64	39	34	18	46	13	2	5	248	.258
22 HENSLEY, David	0.00	0-0	5-0	0	0	1	6.0	1	0	0	1	4	0	0	0	20	.050
24 FLUMAN, Noah	6.17	0-0	9-0	0	0	0	11.2	13	8	8	6	11	1	0	1	40	.325
43 EDER, Clark	9.00	0-0	1-0	0	0	0	1.0	2	1	1	2	0	0	0	0	4	.500
20 LAMBERT, Ray	11.12	0-1	9-1	0	0	0	5.2	9	8	7	6	3	0	0	1	25	.360
40 ROSS, Sean	99.00	0-0	1-0	0	0	0	0.0	2	2	2	0	0	0	0	0	2	1.000



# 2018 RESULTS

Overall: 39-21 | Mountain West: 18-12 | Home: 25-10 | Road: 13-9 | Neutral: 1-2

DATE	OPPONENT	W/L	SCORE	SDSU R-H-E	OPP R-H-E	INNINGS	OVERALL	CONF.	PITCHER OF RECORD	ATTN.	TIME
Feb 16, 2018	UC SANTA BARBARA	W	9-1	9-12-0	1-4-1	9	1-0-0	0-0-0	ERICKSON (W 1-0)	1045	3:13
Feb 17, 2018	UC SANTA BARBARA	W	8-4	8-12-2	4-4-3	9	2-0-0	0-0-0	MARDUENO (W 1-0)	1682	3:34
Feb 18, 2018	UC SANTA BARBARA	W	7-5	7-9-2	5-8-1	9	3-0-0	0-0-0	HILL, G. (W 1-0)	1384	3:20
Feb 20, 2018	SAN DIEGO	L	2-3	2-8-1	3-10-1	(11)	3-1-0	0-0-0	FERNANDEZ (L 0-1)	366	3:42
<b>2018 TONY GWYNN LEGACY (hosted by San Diego State)</b>											
Feb 23, 2018	ARIZONA	W	3-2	3-8-1	2-6-1	(10)	4-1-0	0-0-0	FERNANDEZ (W 1-1)	1224	3:42
Feb 24, 2018	ARKANSAS	L	2-5	2-5-1	5-3-2	9	4-2-0	0-0-0	RITCHESON (L 0-1)	1532	3:33
Feb 25, 2018	GRAND CANYON	W	5-4	5-11-0	4-9-0	9	5-2-0	0-0-0	O'SULLIVAN (W 1-0)	1078	3:02
Feb 26, 2018	MICHIGAN	W	4-3	4-9-1	3-7-1	9	6-2-0	0-0-0	GOOSSEN-BROW (W 1-0)	505	2:53
Feb 27, 2018	at UC Irvine	L	4-9	4-8-1	9-9-2	9	6-3-0	0-0-0	LAMBERT (L 0-1)	419	3:33
Mar 04, 2018	at San Jose State	W	7-2	7-8-0	2-6-1	9	7-3-0	1-0-0	PYATT (W 1-0)	0	2:40
Mar 04, 2018	at San Jose State	W	11-1	11-16-1	1-7-3	9	8-3-0	2-0-0	HILL, G. (W 2-0)	361	2:41
Mar 06, 2018	at Arizona	L	4-13	4-7-1	13-15-1	9	8-4-0	2-0-0	GOOSSEN-BROW (L 1-1)	2503	3:33
Mar 09, 2018	AIR FORCE	W	3-2	3-5-2	2-5-1	9	9-4-0	3-0-0	FERNANDEZ (W 2-1)	707	2:44
Mar 11, 2018	AIR FORCE	L	3-7	3-11-2	7-10-0	9	9-5-0	3-1-0	PYATT (L 1-1)	381	2:56
Mar 11, 2018	AIR FORCE	W	3-2	3-7-2	2-4-2	9	10-5-0	4-1-0	HILL, G. (W 3-0)	801	2:50
Mar 13, 2018	at San Diego	W	9-3	9-7-1	3-8-3	9	11-5-0	4-1-0	RITCHESON (W 1-1)	1064	3:53
Mar 16, 2018	at Cal Poly	W	9-7	9-11-1	7-13-4	9	12-5-0	4-1-0	FERNANDEZ (W 3-1)	1150	3:30
Mar 17, 2018	at Cal Poly	L	4-5	4-14-0	5-10-0	9	12-6-0	4-1-0	SCHMITT (L 0-1)	1395	3:04
Mar 18, 2018	at Cal Poly	W	3-2	3-10-0	2-9-1	9	13-6-0	4-1-0	HILL, G. (W 4-0)	1321	2:48
Mar 20, 2018	CSU BAKERSFIELD	W	5-4	5-13-3	4-8-2	9	14-6-0	4-1-0	MARDUENO (W 2-0)	655	8:55
Mar 23, 2018	at UNLV	L	3-4	3-10-0	4-10-0	9	14-7-0	4-2-0	ERICKSON (L 1-1)	776	2:38
Mar 24, 2018	at UNLV	W	17-8	17-18-2	8-13-2	9	15-7-0	5-2-0	HILL, G. (W 5-0)	676	3:24
Mar 25, 2018	at UNLV	W	22-7	22-23-2	7-10-3	9	16-7-0	6-2-0	RITCHESON (W 2-1)	886	3:36
Mar 27, 2018	at Long Beach State	W	5-2	5-8-0	2-7-0	9	17-7-0	6-2-0	MARDUENO (W 3-0)	1954	3:41
Mar 29, 2018	NEW MEXICO	L	4-5	4-5-0	5-8-3	9	17-8-0	6-3-0	FERNANDEZ (L 3-2)	546	3:31
Mar 30, 2018	NEW MEXICO	L	5-9	5-9-1	9-5-1	9	17-9-0	6-4-0	PYATT (L 1-2)	743	3:42
Mar 31, 2018	NEW MEXICO	W	3-2	3-9-0	2-4-1	9	18-9-0	7-4-0	HILL, G. (W 6-0)	413	2:42
Apr 02, 2018	WASHINGTON	W	6-4	6-13-1	4-9-1	9	19-9-0	7-4-0	ERICKSON (W 2-1)	609	2:50
Apr 03, 2018	vs Long Beach State	W	5-1	5-8-1	1-2-1	9	20-9-0	7-4-0	PYATT (W 2-2)	400	2:50
Apr 07, 2018	at Air Force	L	0-2	0-5-0	2-10-0	9	20-10-0	7-5-0	HILL, G. (L 6-1)	333	2:19
Apr 07, 2018	at Air Force	L	7-12	7-17-5	12-10-2	9	20-11-0	7-6-0	FERNANDEZ (L 3-3)	111	3:04
Apr 08, 2018	at Air Force	W	15-11	15-19-0	11-19-1	9	21-11-0	8-6-0	MARDUENO (W 4-0)	101	3:12
Apr 10, 2018	UC IRVINE	L	2-10	2-10-1	10-14-1	9	21-12-0	8-6-0	ERICKSON (L 2-2)	559	2:33
Apr 13, 2018	CAL STATE FULLERTON	W	6-3	6-9-0	3-10-0	9	22-12-0	8-6-0	ERICKSON (W 3-2)	681	3:25
Apr 14, 2018	CAL STATE FULLERTON	L	9-13	9-12-2	13-18-3	9	22-13-0	8-6-0	MARDUENO (L 4-1)	1203	4:18
Apr 15, 2018	CAL STATE FULLERTON	W	9-6	9-15-2	6-10-2	9	23-13-0	8-6-0	WINSTON (W 1-0)	1203	3:42
Apr 17, 2018	CSUN	W	3-2	3-7-2	2-3-2	9	24-13-0	8-6-0	MARDUENO (W 5-1)	318	3:00
Apr 20, 2018	FRESNO STATE	W	3-2	3-9-3	2-7-1	9	25-13-0	9-6-0	MARDUENO (W 6-1)	459	3:21
Apr 21, 2018	FRESNO STATE	L	4-7	4-5-1	7-13-2	9	25-14-0	9-7-0	HILL, G. (L 6-2)	863	3:15
Apr 22, 2018	FRESNO STATE	W	7-0	7-11-0	0-4-1	9	26-14-0	10-7-0	FERNANDEZ (W 4-3)	829	2:37
Apr 24, 2018	at UC Riverside	W	19-1	19-23-0	1-6-5	9	27-14-0	10-7-0	GOOSSEN-BROW (W 2-1)	172	3:15
Apr 27, 2018	UNLV	W	1-0	1-6-0	0-4-0	9	28-14-0	11-7-0	PYATT (W 3-2)	785	2:28
Apr 28, 2018	UNLV	W	7-6	7-11-0	6-12-0	9	29-14-0	12-7-0	GOOSSEN-BROW (W 3-1)	489	3:22
Apr 29, 2018	UNLV	W	4-2	4-9-1	2-7-2	9	30-14-0	13-7-0	FERNANDEZ (W 5-3)	795	2:50
May 01, 2018	UC RIVERSIDE	W	8-6	8-9-3	6-11-2	9	31-14-0	13-7-0	GOOSSEN-BROW (W 4-1)	283	3:11
May 04, 2018	at New Mexico	W	11-5	11-15-2	5-2-0	9	32-14-0	14-7-0	PYATT (W 4-2)	675	3:10
May 05, 2018	at New Mexico	L	3-4	3-8-2	4-7-0	9	32-15-0	14-8-0	GOOSSEN-BROW (L 4-2)	533	2:52
May 06, 2018	at New Mexico	W	7-3	7-14-0	3-12-1	9	33-15-0	15-8-0	FERNANDEZ (W 6-3)	671	3:15
May 11, 2018	SAN JOSE STATE	L	2-3	2-9-1	3-7-0	9	33-16-0	15-9-0	PYATT (L 4-3)	451	3:16
May 12, 2018	SAN JOSE STATE	W	2-1	2-7-0	1-6-1	9	34-16-0	16-9-0	GOOSSEN-BROW (W 5-2)	331	2:18
May 12, 2018	SAN JOSE STATE	W	16-4	16-20-0	4-10-1	9	35-16-0	17-9-0	HILL, G. (W 7-2)	791	3:18
May 13, 2018	SAN JOSE STATE	L	4-6	4-10-0	6-12-0	(10)	35-17-0	17-10-0	ERICKSON (L 3-3)	489	3:23
May 17, 2018	at Nevada	W	12-7	12-16-2	7-15-0	9	36-17-0	18-10-0	MARDUENO (W 7-1)	750	3:55
May 18, 2018	at Nevada	L	3-13	3-8-1	13-10-0	9	36-18-0	18-11-0	PYATT (L 4-4)	793	3:15
May 19, 2018	at Nevada	L	10-12	10-12-2	12-13-2	9	36-19-0	18-12-0	GOOSSEN-BROW (L 5-3)	765	3:30
<b>2018 MOUNTAIN WEST CHAMPIONSHIPS (hosted by San Diego State)</b>											
May 24, 2018	SAN JOSE STATE	W	2-1	2-5-0	1-5-0	9	37-19-0	18-12-0	ERICKSON (W 4-3)	826	2:46
May 25, 2018	UNLV	W	4-3	4-10-0	3-7-1	(12)	38-19-0	18-12-0	SCHMITT (W 1-1)	808	3:41
May 26, 2018	UNLV	W	14-5	14-18-1	5-7-2	9	39-19-0	18-12-0	ERICKSON (W 5-3)	1203	3:01
<b>2018 CORVALLIS REGIONAL (hosted by Oregon State)</b>											
Jun 01, 2018	vs LSU	L	4-6	4-6-0	6-9-0	9	39-20-0	18-12-0	ERICKSON (L 5-4)	3589	3:10
Jun 02, 2018	vs Northwestern State	L	0-9	0-3-0	9-13-1	9	39-21-0	18-12-0	HILL, G. (L 7-3)	3533	3:04

# 2019 TV/RADIO ROSTER



**#1 JULIAN  
ESCOBEDO**



**#2 RYAN  
ORR**



**#3 JACOB  
MAEKAWA**



**#5 DEVYN  
LOPEZ**



**#6 ANGELO  
ARMENTA**



**#8 CASEY  
SCHMITT**



**#9 MATT  
RUDICK**



**#10 ADRIAN  
MARDUENO**



**#12 DAVID  
ALAMILLO**



**#13 CASEY  
O'SULLIVAN**



**#14 MIKE  
JARVIS**



**#15 LOGAN  
BOYER**



**#18 JOE  
FITZHUGH**



**#20 MIKE  
PAREDES**



**#21 BRIAN  
LEONHARDT**



**#22 JADEN  
FEIN**



**#23 CHAD  
BIBLE**



**#25 NOAH  
KAAGAN**



**#27 ALEX  
BENAVIDES**



**#28 BRAD  
WEGMAN**



**#30 DANIEL  
RITCHESON**



**#31 HARRISON  
PYATT**



**#33 CHRISTIAN  
WINSTON**



**#35 AARON  
EDEN**



**#36 JACOB  
FLORES**



**#39 TROY  
MELTON**



**#41 DERON  
JOHNSON**



**#42 TRE  
BROWN**



**#44 CODY  
RAWSON**



**#47 JACOB  
CRUCE**



**#48 JUSTIN  
GOOSSEN-BROWN**



**#7 HC MARK  
MARTINEZ**



**#26 AC SAM  
PERAZA**




**#0 AC JOE  
OLIVEIRA**



**#11 VAC DANNY  
BENEDETTI**





# RETURNING PLAYER BIOGRAPHIES







### CAREER-HIGHS

Hits ..... 4 (at Cal Poly 3/17/18, at New Mexico 5/6/2018)  
 Doubles.....2 (at Air Force 4/8/18)  
 Triples ..... 1 (Seven times)  
 Home runs ..... 1 (at Air Force 4/7/18, vs. CSU Bakersfield 3/20/18)  
 Total Bases .....5 (Five times)  
 RBI ..... 4 (at UNLV 3/25/18)  
 Runs Scored..... 3 (at UC Riverside 4/24/18, vs. UC Santa Barbara 2/17/18)  
 Walks.... 3 (vs. UC Santa Barbara 2/18/18)  
 Hit by pitch..... 1 (Four times)  
 Strikeouts.....3 (vs. San Diego 2/20/18)  
 At bats ..... 6 (at Air Force 5/14/17)  
 Stolen bases ..... 1 (12 times)



# #1

# JULIAN ESCOBEDO

JUNIOR OUTFIELDER 6'0" 185 SAN DIEGO, CALIFORNIA EASTLAKE HS

**SUMMER 2018:** Played in 59 games for the Duluth Huskies of the Northwoods League... Hit .265 with a pair of home runs and 28 RBI... Hit .308 over four postseason games... Ended the summer registering a hit in 13 of his final 15 games... Went 11-for-13 on stolen base attempts.

**2018 (SOPHOMORE):** Named an All-Mountain West Second Team selection... Played in 59 of a possible 60 games, exclusively seeing action in centerfield... Hit .317 with a .419 on base percentage which was second best on the team... Ended the season on a 24-game on-base streak... Finished 10th in the Mountain West with 48 runs scored and 15th with a .419 on-base percentage... Logged 37 walks, the second most in the Mountain West... Posted a perfect 1.000 fielding percentage over 161 chances, good for the most chances in the Mountain West without recording an error... Hit .340 in conference play while owning a .450 on-base percentage in MW play, good for the sixth-highest mark in the league... Recorded four-hit games at Cal Poly on March 17 and at New Mexico on May 6... Drove in four runs at UNLV on March 25... Hit first career home run against CSU Bakersfield on March 20... Ended the season reaching base in each of his last 15 home games and 26 Mountain West games.

**2017 (FRESHMAN):** Hit .226 with six RBI in 43 games and 25 starts as a true freshman... Went a perfect 9-for-9 in stolen base attempts, finishing with the third highest total on the team... Posted a season-best 12-game on base streak from April 18 – May 12... Team was 17-8 in his 25 starts as a true freshman... Posted a season-high two RBI in games against Seton Hall (Feb. 25) and at Fresno State (March 26)... Hit .389 when leading off an inning... Hit .333 in February and .314 in the month of April... Hit .321 (9-for-28) in the eighth inning and later of games... Hit .353 when coming off the bench in 18 games... 18 games as a substitution was the second most on the squad... Hit .343 in 17 home games played... Ended season on a seven-game hitting streak at home... Reached base in each of his last eight home games.

**HIGH SCHOOL:** Played four seasons of varsity baseball at Eastlake High School in Chula Vista, Calif., under Coach David Gallegos ... Four-time team Most Valuable Player ... Member of the 2016 San Diego Union-Tribune All-Academic Team. Was selected to the 17u USA Baseball national team identification series during summer 2015 in Cary, NC. ... 2016 Rawlings-Perfect Game Honorable Mention All-American and a California All-Region Second Team selection ... That event selects the top 40 players in the country to compete for a spot on the 17u USA team ... Also competed with the California Bears travel team during the summer and fall.

**PERSONAL:** Julian Andre Escobedo was born June 10, 1998, in Chula Vista, Calif. ... Son of Jessica Escobedo ... Favorite athlete is Tony Gwynn .... An undeclared major at SDSU... Cousin of SDSU third baseman/closer Casey Schmitt.

### CAREER STATS

Year	Avg	GP	GS	AB	R	H	2B	3B	HR	RBI	TB	SLG%	BB	HBP	SO	GDP	OB%	SF	SH	SB	ATT	PO	A	E	FLD%
2017	.226	43	25	93	14	21	0	2	0	6	25	.269	7	2	13	0	.294	0	2	9	9	69	1	2	.972
2018	.316	59	57	212	48	67	14	2	2	25	91	.429	37	2	30	3	.419	2	3	3	5	160	1	0	1.000
TOTAL	.289	102	82	305	62	88	14	4	2	31	116	.380	44	4	43	3	.383	2	5	12	14	229	2	2	.991





### CAREER-HIGHS

Hits.....1 (14 times)  
 Doubles.....1 (vs. San Jose State 4/1/17, at Fresno State 3/25/17)  
 Triples.....  
 Home runs.....  
 Total Bases 2 (vs. San Jose State 4/1/17, at Fresno State 3/25/17)  
 RBI.....1 (Six times)  
 Runs Scored.....1 (Eight times)  
 Walks.....1 (Three times)  
 Hit by pitch.....1 (Three times)  
 Strikeouts....2 (vs. UCLA 4/4/17, vs. Grand Canyon 2/25/18)  
 At bats.....5 (at Air Force 4/7/18)  
 Stolen bases ..1 (at San Jose State 5/5/17)



# #2

# RYAN ORR

JUNIOR CATCHER 5'10" 170 SAN DIEGO, CALIFORNIA LA COSTA CANYON HS

**SUMMER 2018:** Played in 19 games for the Holy Springs Salamanders of the Coastal Plain League... Hit .276 with two home runs, two triples, two doubles, and 13 RBIs... Threw out 12 runners attempting to steal for a 31% runners caught stealing percentage.

**2018 (SOPHOMORE):** Hit .182 over 11 games played, exclusively seeing action at catcher... Recorded RBIs in back-to-back appearances against UC Riverside (April 24) and San Jose State (May 12)... Did not record an error in 69 chances behind the plate... Was behind the plate in SDSU's win over Arizona where Aztec pitching struck out 16 batters... Threw out two of six potential base stealers on the year.

**2017 (FRESHMAN):** Hit .227 in 25 games and 11 starts at catcher with four RBI and a .273 on base percentage... Committed only one error in 25 games played behind the plate... Hit .450 (9-20) in the sixth inning and later of games... Hit .286 in Mountain West action with a .355 on-base percentage... Team went 9-2 in his 11 starts and 6-1 in his seven conference starts... Hit .313 in April... Made 14 appearances off the bench, good for fifth most on the team... Went 5-for-10 when coming off the bench, good for best average on the team in that situation with a minimum of two at bats.

**HIGH SCHOOL:** Earned three varsity baseball letters as a catcher at La Costa Canyon High School in Carlsbad, Calif. ... Coached there by Justin Machado ... Two-time all-Avocado League West first-team selection ... Helped lead La Costa Canyon HS to CIF titles each of his three seasons ... Second-team all-state honoree by CalHiSports in his final season ... As a senior hit .421 with 10 doubles, 28 RBI and 25 runs scored in 29 games ... His average was eighth-best in school history ... Struck only twice in 112 plate appearances ... On-base percentage of .500 with a .526 slugging mark ... Successful on eight of 10 stolen base attempts ... Committed one error behind the plate on 184 chances ... Hit .375 during his junior season and .314 as a sophomore ... Member of Academic Honor Roll ... Member of the 2016 San Diego Union-Tribune All-Academic Team... Was rated as the fifth-best high school catcher in the state of California by Perfect Game ... Was invited to compete in national showcases including the Perfect Game underclass All-American games, as well as the Perfect Game National Showcase in Fort Myers, Fla. ... Also competed for the San Diego Show travel team.

**PERSONAL:** Ryan P. Orr was born April 22, 1998, in Encinitas, Calif. ... Son of Peter and Barbara Orr ... Enjoys playing golf ... Favorite athlete is former Boston Red Sox first baseman David Ortiz ... Was also recruited by Cal Poly ... A business major at SDSU with career plans in that field.

### CAREER STATS

Year	Avg	GP	GS	AB	R	H	2B	3B	HR	RBI	TB	SLG%	BB	HBP	SO	GDP	OB%	SF	SH	SB	ATT	PO	A	E	FLD%
2017	.227	25	11	44	6	10	2	0	0	4	12	.273	2	2	8	3	.292	0	3	1	1	78	13	1	.989
2018	.182	14	5	22	2	4	0	0	0	2	4	.182	1	1	7	0	.240	1	1	0	0	61	8	0	1.000
Total	.212	39	16	66	8	14	2	0	0	6	16	.242	3	3	15	3	.274	1	4	1	1	139	21	1	.994



**CAREER-HIGHS**

Hits.....3 (vs. New Mexico 3/31/18, at New Mexico 5/4/18)

Doubles.....1 (10 times)

Triples .....

Home runs ..... 1 (at UNLV 3/24/18)

Total Bases ..... 4 (Three times)

RBI ..... 2 (Seven times)

Runs Scored.....2 (Five times)

Walks.....1 (12 times)

Hit by pitch.. 2 (vs San Jose State 5/13/18)

Strikeouts..... 2 (Six times)

At bats ..... 5 (Eight times)

Stolen bases ..... 1 (Five times)



# #3 JACOB MAEKAWA

JUNIOR - INFILDER - 5'9" - 170 - MILILANI, HAWAII - MID-PACIFIC INSTITUTE

**SUMMER 2018:** Played in 15 games for the Holy Springs Salamanders of the Coastal Plain League... Hit .229 with a .356 on-base percentage... Drove in four runs and stole two bases.

**2018 (SOPHOMORE):** Started all 60 games at second base, being one of just three SDSU players in 2018 to start every game of the season... Hit .219 with a home run and 21 RBIs... Hit a game-tying 2-RBI double in SDSU's Corvallis Regional opener against LSU... Scored SDSU's game-winning run in a 4-3 win over UNLV in the MW Championships semifinal... Made a diving play vs. Arizona on Feb. 23 that was No. 3 on SportsCenter's Top 10 plays... Also scored a game-winning run on a walk-off wild pitch later that game against Arizona... Recorded a .972 fielding percentage for the season, committing just seven errors out of 253 chances... Hit his first career home run against UNLV on March 24... Recorded a season-high three hits on May 4 vs. New Mexico... Entered the NCAA postseason with a 10-game on-base streak and hit .333 over that span... Hit .242 in Mountain West play and committed just three errors in 129 chances (.977 fielding percentage) against MW opponents.

**2017 (FRESHMAN):** Hit .273 in 23 games including three starts, split between a start at second base and two games at third base... Posted a season-high two hits, including a double on May 23 at Air Force... Committed only one error on the season, good for a .971 fielding percentage... Hit .313 in 14 appearances on the road... Batted .375 with runners on base last season... Hit .400 with two outs... Went 5-for-13 (.385) at the plate in his three starts... Hit .375 when hitting in the ninth spot in the lineup... Hit .333 in conference play... Hit .375 in the fifth inning and later of games... Posted two-hit performances in back-to-back games against San Jose State (May 7) and Air Force (May 13)... Scored a season-high two runs on May 13 against Air Force... Led the team with 20 appearances off the bench.

**HIGH SCHOOL:** Won four varsity letters as a baseball player at Mid-Pacific Institute in Honolulu ... Coached there by Dunn Muramaru ... Earned first-team all-state and first-team Interscholastic League of Honolulu honors as a junior and senior ... Honorable mention all-state selection as a sophomore ... During his senior year batted .349 with five doubles, 10 RBI and 15 runs scored in 21 games ... Team won ILH title all four years he played... Was rated as the No 4 high school player in the state by Perfect Game ... 2016 West Region Honorable Mention by Perfect Game.

**PERSONAL:** Jacob Y. Maekawa was born Sept. 6, 1997, in Honolulu, Hawai'i ... Son of Dan and Dana Maekawa ... Brother, Joey, played baseball at Hawai'i Pacific ... Enjoys surfing, fishing and going to the beach .... Favorite athlete is New York Yankees shortstop Troy Tulowitzki ... Was also recruited by Kansas and New Mexico ... A business major at San Diego State.

**CAREER STATS**

Year	Avg	GP	GS	AB	R	H	2B	3B	HR	RBI	TB	SLG%	BB	HBP	SO	GDP	OB%	SF	SH	SB	ATT	PO	A	E	FLD%
2017	.273	23	3	22	5	6	1	0	0	3	7	.318	0	0	5	1	.273	0	1	0	0	11	22	1	.971
2018	.219	60	60	196	29	43	9	0	1	21	55	.281	12	11	39	4	.300	1	8	5	8	82	164	7	.972
TOTAL	.225	83	63	218	34	49	10	0	1	24	62	.284	12	11	44	5	.298	1	9	5	8	93	186	8	.972





# #8

# CASEY SCHMITT

SOPHOMORE - IF/RHP - 6'2" - 200 - SAN DIEGO, CALIFORNIA - EASTLAKE HS

## 2019 Collegiate Baseball Preseason Third Team All-American

**2018 (FRESHMAN):** Became the first SDSU player since Stephen Strasburg in 2007 to be named a Baseball America First Team Freshman All-American after setting SDSU's single-season earned run average record with a 0.28 mark (minimum 30 IP)... Became the first freshman since Ty France in 2013 to earn Mountain West Championships Most Valuable Player honors... Hit a game-tying 2-RBI double in SDSU's championship-clinching win over UNLV and pitched three innings of one-hit, shutout relief in SDSU's extra-inning semi-final win over UNLV to earn his first collegiate win... Enters the 2019 season with 25.1 consecutive scoreless innings and 26 consecutive innings without allowing an earned run... Was one of two players in the country to have driven in 25 or more runs and have an ERA of 1.00 or lower (minimum 15 IP)... Also named a Collegiate Baseball Newspaper Freshman All-American... Recorded nine saves on the year -- all after April 2 -- to lead the country in saves after the start of April... Recorded a perfect 0.00 ERA against Mountain West opponents over 18.2 innings pitched and 10 appearances... Also held MW hitters to a .116 batting average (7-for-60)... Hit his first career home run on April 8 at Air Force... Recorded a season-high four hits at UNLV on March 24 including two doubles... Named Mountain West Pitcher of the Week on April 16 after recording a pair of saves against Cal State Fullerton... Posted a season-high four strikeouts in two innings against Fresno State on April 20.

**HIGH SCHOOL:** 2017 graduate of Eastlake HS in Chula Vista, Calif. . . 2017 Rawlings-Perfect Game Honorable Mention All-American . . . Perfect Game California All-Region First Team Selection . . . 2015 & 2016 Perfect Game Underclass High Honorable Mention . . . Ranked as the third best outfielder and 45th best overall 2017 player in California . . . Played summer and fall baseball for San Diego Show . . . Hit .500 as a junior with seven home runs while also serving as the team's closer . . . Led Eastlake HS to CIF championship game for second year in a row in 2017.

### CAREER-HIGHS

Hits.....	4 (at UNLV 3/24/18)
Doubles.....	2 (Three times)
Triples.....	
Home runs.....	1 (at Air Force 4/8/18)
Total Bases.....	7 (at Air Force 4/8/18)
RBI.....	4 (at UNLV 3/24/18)
Runs Scored.....	3 (at New Mexico 5/4/18)
Walks.....	1 (11 times)
Hit by pitch.....	1 (at UNLV 4/28/18)
Struck out ...	3 (vs San Jose State 5/11/18)
At bats.....	6 (at UNLV 3/25/18)
Stolen bases.....	1 (Five times)
Innings Pitched.....	3 (vs. UNLV 5/25/18)
Walks.....	2 (Twice)
Strikeouts.....	4 (vs. Fresno State 4/20/18)



### CAREER STATS - BATTING

Year	Avg	GP	GS	AB	R	H	2B	3B	HR	RBI	TB	SLG%	BB	HBP	SO	GDP	OB%	SF	SH	SB	ATT	PO	A	E	FLD%
2018	.264	58	50	182	23	48	12	0	1	32	63	.346	11	1	29	5	.302	5	3	0	0	34	84	12	.908
TOTAL	.264	58	50	182	23	48	12	0	1	32	63	.346	11	1	29	5	.302	5	3	0	0	34	84	12	.908

### CAREER STATS - PITCHING

Year	ERA	W	L	App	GS	CG	SHO	CBO	SV	IP	H	R	ER	BB	SO	2B	3B	HR	BF	B/Avg	WP	HBP	BK	SFA	SHA
2018	0.28	1	1	21	0	0	0	1	9	32.0	17	3	1	8	24	1	0	0	122	.157	3	2	0	1	3
TOTAL	0.28	1	1	21	0	0	0	1	9	32.0	17	3	1	8	24	1	0	0	122	.157	3	2	0	1	3



# #9 MATT RUDICK

SOPHOMORE - OUTFIELDER - 5'9" - 170 - SAN DIEGO, CALIFORNIA - SCRIPPS RANCH HS

**CAREER-HIGHS**

Hits ..... 3 (Seven times)  
 Doubles ..... 1 (Four times)  
 Triples ..... 1 (Three times)  
 Home runs .....  
 Total Bases ..... 5 (at Cal Poly 3/16/18)  
 RBI ..... 3 (at New Mexico 5/4/18)  
 Runs Scored ..... 3 (at Cal Poly 3/16/18, vs. San Jose State 5/12/18)  
 Walks ..... 3 (at San Diego 3/13/18)  
 Hit by pitch ..... 2 (vs. Washington 4/2/18)  
 Strikeouts ..... 2 (Six times)  
 At bats ..... 6 (Three times)  
 Stolen bases ..... 1 (Five times)



**SUMMER 2018:** Played in 50 games for the Willmar Stingers of the Northwoods League... Recorded a .325 batting average with three home runs and 29 RBIs... Also recorded 11 doubles... Went 5-for-9 in Willmar's two playoff games with three runs scored, two RBIs, and a double... Walked 38 times against just 22 walks... .314 regular-season batting average was third best on the team... Also threw a scoreless inning of relief against Bismark on Aug. 2, striking out two batters and allowing only one hit.

**2018 (FRESHMAN):** Played in 59 of a possible 60 games including 57 starts, primarily seeing action in left field... Finished fourth on the team with a .319 batting average and good for the best batting average by an Aztec freshman during the Mountain West era (since 2000)... Finished second on the team with a .419 on-base percentage... Led the team with 34 walks... One of three SDSU starters to record as many or more walks than strikeouts (34 walks, 34 strikeouts - also Calabuig and Escobedo)... Made 52 starts as SDSU's leadoff hitter... Hit .368 with runners on base and posted a .438 on-base percentage when leading off an inning... Hit .339 with two outs... Advanced runners 64 times out of a possible 102 chances, good for a .627 success rate -- the best mark on the team... Finished second on the team with 23 multi-hit games... Owned a .415 batting average over the first 19 games of the season... Ended the season reaching base in 14 of the last 15 games... Finished second among Mountain West freshmen with a .419 on-base percentage (also 14th best overall in the conference)... Finished tied for sixth in the Mountain West with three triples... 34 walks finished tied for third most in the conference.

**HIGH SCHOOL:** 2017 graduate of Scripps Ranch HS in San Diego... Four-year varsity starter as an outfielder and left-handed pitcher... Posted a career .360 batting average, including a career-best .481 batting average as a junior with five home runs... Also stole 28 bases over his career... Posted an 11-3 record on the mound in high school career with a 0.93 ERA... Recorded a career-best 0.50 ERA as a freshman in 2014 over 10 appearances and 14 innings pitched... 2017 Rawlings-Perfect Game Honorable Mention All-American... 2017 Perfect Game California All Region Second Team honoree... 2015 & 2016 Perfect Game Underclass High Honorable Mention All-American... Played summer baseball for CBA Marucci... Ranks as the 14th best outfielder among class of 2017 players in California... Named 2016 Eastern League Player of the Year... Member of 15U USA Baseball national team in 2014.

**CAREER STATS**

Year	Avg	GP	GS	AB	R	H	2B	3B	HR	RBI	TB	SLG%	BB	HBP	SO	GDP	OB%	SF	SH	SB	ATT	PO	A	E	FLD%
2018	.319	59	57	226	43	72	4	3	0	19	82	.363	34	6	34	2	.419	1	7	5	10	88	2	2	.978
TOTAL	.319	59	57	226	43	72	4	3	0	19	82	.363	34	6	34	2	.419	1	7	5	10	88	2	2	.978





### CAREER-HIGHS

Innings Pitched....3.2 (at Air Force 4/8/18)  
 Walks..... 2 (Four times)  
 Strikeouts..... 5 (at UNLV 4/13/17, vs. San Jose State 5/12/18)  
 Batters faced ..... 18 (at Air Force 4/8/18)



# #10 ADRIAN MARDUENO

JUNIOR RHP 5'10" 170 UPLAND, CALIFORNIA UPLAND HS

**SUMMER 2018:** Named an All-Alaska Baseball League First Team honoree after a dominating summer with the Anchorage Bucs, posting a perfect 0.00 ERA over 15 appearances and 19.2 innings pitched... Logged seven saves and allowed just two unearned runs to score... Recorded 26 strikeouts against just five walks... Posted a .119 opponent batting average for the summer and allowed only one extra base hit... Pitched two innings of a combined 11-inning no-hitter against Chugiak, with Aztec teammate Casey O'Sullivan pitching the first nine innings of the no hitter.

**2018 (SOPHOMORE):** Led the Aztecs with 30 appearances out of the bullpen... Finished tied with Garrett Hill for the team lead in wins despite not making a start... Particularly thrived in getting out of jams, stranding 29 of 44 inherited runners (65.9 percent), good for the best percentage on the team... Did not allow an earned run in 19 of his 30 appearances... Logged a career-high five strikeouts against San Jose State on May 12... Did not allow a hit over two appearances in the Mountain West Championships... Recorded three wins over just four appearances from April 8 - April 20... Recorded 39 strikeouts in just 29.2 innings, good for 11.83 strikeouts per nine innings -- the best ratio on the team (minimum 10 appearances)... Allowed a .227 opponent batting average with two outs... Recorded a 3.31 earned run average and 4-1 record in non-conference play.

**2017 (FRESHMAN):** Posted a 4.57 ERA in 21.2 innings pitched over 25 relief appearances with a 1-1 record... Had three different streaks of four or more games without allowing a run... Struck out a season-high five in only 2.1 innings of work against UNLV on April 13... Held opponents to a .208 batting average with runners on base... Finished second on the team with 11.22 strikeouts per nine innings... Owned a 3.29 ERA in non-conference play and a 2.70 ERA on the road... Allowed only one of nine inherited runners to score last season, good for best stranded runner percentage on the team (89.9%).

**HIGH SCHOOL:** Won a pair of baseball varsity letters at Upland High School in Upland, Calif. ... Coached there by Mike Alonso ... A first-team all-Baseline League selection as a senior ... Named team's Pitcher of the Year ... Served as the Scot's closer as a junior notching four saves while striking out 12 in 11.2 innings ... Record of 1-0 with a 3.00 earned run average ... Opponents hit .196 against him ... Honor roll student... Pitcher who is expected to serve in middle relief in his first season at San Diego State ... Rated the 39th-best prep pitcher in the state of California by Perfect Game ... Played during summer of 2016 with Phenom Signature, GBG (Garciaparra Baseball Group) and IPB (International Performance Baseball) Baseball ... Named a 2016 Rawlings-Perfect Game Honorable Mention All-American and California Region Honorable Mention by Perfect Game.

**PERSONAL:** Adrian Mardueño was born Feb. 3, 1998, in Arcadia, Calif. ... Son of Miguel and Jossie Mardueño ... Favorite athlete is Toronto Blue Jays pitcher Marcus Stroman ... Majoring in kinesiology at San Diego State.

### CAREER STATS

Year	ERA	W	L	App	GS	CG	SHO	CBO	SV	IP	H	R	ER	BB	SO	2B	3B	HR	BF	B/Avg	WP	HBP	BK	SFA	SHA
2017	4.57	1	1	25	0	0	0	2	0	21.2	22	11	11	13	27	5	0	3	102	.253	3	1	0	0	1
2018	6.07	7	1	30	0	0	0	0	0	29.2	34	26	20	14	39	4	0	2	139	.293	8	4	0	3	2
TOTAL	5.44	8	2	55	0	0	0	2	0	51.1	56	37	31	27	66	9	0	5	241	.276	11	5	0	3	3



**CAREER-HIGHS**

Innings Pitched..... 4.0 (vs. UC Irvine 4/10/18)  
 Walks.....3 (vs. New Mexcio 3/30/18)  
 Strikeouts.....5 (vs. UC Irvine 4/10/18)  
 Batters faced .... 19 (vs. UC Irvine 4/10/18)



# #13 CASEY O'SULLIVAN

SOPHOMORE RHP 6'2" 185 SAN DIEGO, CALIFORNIA VALHALLA HS

**SUMMER 2018:** Named an All-Alaska Baseball League Second Team selection after recording a 2.91 earned run average over nine appearances, eight starts, and 43.1 innings pitched with the Anchorage Bucs... Owned a 3-2 record... Pitched nine innings of an 11-inning no-hitter against Chugiak with Aztec teammate Adrian Mardueno pitching the final two innings... Struck out 41 batters while allowing just 27 innings on the summer... Owned a stretch of 23 consecutive scoreless innings from June 30 - July 22.

**2018 (FRESHMAN):** Made 19 appearances -- all in relief -- while recording a 2.84 earned run average and 1-0 record over 25.1 innings pitched... Held opposing hitters to a .219 batting average... Recorded a stretch of five consecutive scoreless appearances from March 4 - March 25... Did not allow an earned run in 15 of his 19 appearances... Logged a season-high five strikeouts in a season-high four-inning outing against UC Irvine... Pitched 0.2 of an inning in a 1-0 shutout win over UNLV on April 27... Held opposing hitters to a .206 batting average with two outs... Did not allow a run in Mountain West play (six appearances, 7.1 innings pitched)...

**HIGH SCHOOL:** 2017 graduate of Valhalla HS in El Cajon, Calif. ... 2017 Rawlings-Perfect Game Honorable Mention All-American... 2017 California All-Region Second Team... 2016 Perfect Game Underclass honorable mention... Ranked as the 52nd best right-handed pitcher in California among 2017 class... Posted a career 1.96 career during three varsity seasons at Valhalla, including a career-best 1.23 ERA in 57 innings pitched as a senior in 2017... Struck out 85 batters and walked just 17 in 2016... Played summer baseball for the San Diego Show.

**CAREER STATS**

Year	ERA	W	L	App	GS	CG	SHO	CBO	SV	IP	H	R	ER	BB	SO	2B	3B	HR	BF	B/Avg	WP	HBP	BK	SFA	SHA
2018	2.84	1	0	19	0	0	0	1	0	25.1	21	10	8	18	26	2	0	1	119	.219	11	3	1	2	0
TOTAL	2.84	1	0	19	0	0	0	1	0	25.1	21	10	8	18	26	2	0	1	119	.219	11	3	1	2	0



# #15

# LOGAN BOYER

JUNIOR RHP 6'3" 215 CHANDLER, ARIZONA HAMILTON HS



### CAREER-HIGHS

Innings Pitched... 3.2 (vs. UC Santa Barbara 2/16/18)  
Walks..... 3 (vs. LSU 6/1/18)  
Strikeouts..... 8 (vs. UC Santa Barbara 2/16/18)  
Batters faced ..... 17 (vs. UC Santa Barbara 2/16/18)



**2018 (SOPHOMORE):** Started the season as SDSU's Friday night starter but battled through an injury-plagued sophomore season... Opened the 2018 season with a career-high eight strikeouts in just 3.2 innings of work against UC Santa Barbara... Did not make an appearance over 67 days after suffering an injury against Arizona on Feb. 23... Recorded back-to-back scoreless, hitless outings against San Jose State and Nevada on May 12 and May 17, respectively... Held opposing hitters to just a .188 batting average while striking out 27 in 19 innings pitched... 12.79 strikeouts per nine innings marked as the best average on the team... Opposing hitters went just 3-for-43 (.070) with the bases empty.

**2017 (FRESHMAN):** Recorded a 1.46 ERA in 12.1 innings pitched over nine relief appearances and one start... Held opposing batters to just a .128 batting average... Recorded a season-high five strikeouts in a three-inning appearance against Seton Hall on Feb 25... Recorded a streak of 10 consecutive appearances from Feb. 25 – May 2 of not allowing an extra-base hit... Also did not allow a run over that streak... Recorded five appearances with at least one inning pitched and no hits allowed... Held opponents to a .056 batting average (1-for-18) with runners on base... Owned a .154 opponent batting average (2-for-13) with two outs... Finished third on the team with 9.49 strikeouts per nine innings... Did not allow a run over three appearances against Mountain West opponents... Owned a 0.81 ERA in the sixth inning and later of games.

**HIGH SCHOOL:** Won three varsity letters as a baseball player at Hamilton High School in Chandler, Ariz. ... Coached there by Mike Woods ... Team won state titles during his sophomore and senior campaigns ... As a senior went 2-0 with a 3.23 earned run average in four appearances ... Struck out 18 and walked five over 13 innings ... Batted .290 with 10 doubles and 24 RBI in 34 contests ... As a junior hit .299 with 5 doubles, four home runs and 23 RBI in 32 games ... Had a 5.25 earned run average over four mound appearances... Ranked as the fourth-best high school player in the state of Arizona by Perfect Game ... Competed for the Reds Area Code team during summer 2015 ... Also picked to play for the Diamondbacks Elite Scout Team and SACS National team, which is a hand-selected team who's criteria includes not only being a talented baseball player, but a person who serves the community and has displayed strong character off the field.

**PERSONAL:** Logan Michael Boyer was born Jan. 24, 1998, in Chandler, Ariz. ... Son of Tony and Lisa Boyer ... Enjoys hunting, fishing, camping and hiking ... Active in the Miracle League of Arizona and the Student Athletes Community Service Network ... Also recruited by Grand Canyon ... A criminal justice major at SDSU with career aspirations as a crime scene investigator.

### CAREER STATS

Year	ERA	W	L	App	GS	CG	SHO	CBO	SV	IP	H	R	ER	BB	SO	2B	3B	HR	BF	B/Avg	WP	HBP	BK	SFA	SHA
2017	1.46	1	0	10	1	0	0	1	0	12.1	5	2	2	6	13	1	0	1	48	.128	0	1	1	1	1
2018	3.79	0	0	9	4	0	0	0	0	19.0	13	9	8	8	27	4	0	1	80	.188	2	2	0	0	1
TOTAL	2.87	1	0	19	5	0	0	1	0	31.1	18	11	10	14	40	5	0	2	128	.167	2	3	1	1	2



# #18

# JOE FITZHUGH


SOPHOMORE CATCHER 6'2" 185 LAS VEGAS, NEVADA ARBOR VIEW HS

**2018 (FRESHMAN):** Appeared in 14 games with seven starts at catcher... Hit .192 with a home run and two RBIs... Hit his first career home run at Air Force on April 8... Recorded a .980 fielding percentage and threw out a pair of runners on the season... Posted season-highs in hits (2), at bats (5), and runs scored (2) at Air Force on April 8.

**HIGH SCHOOL:** 2017 graduate of Arbor View HS in Las Vegas, Nev. ... Ranked as the No. 1 catcher in the state of Nevada and No. 2 overall player in Nevada among 2017 high school graduates (Perfect Game)... 2017 Rawlings-Perfect Game Honorable Mention All-American... Perfect Game All-Region First Team honoree... 2015 Perfect Game Underclass High Honorable Mention... 2016 Perfect Game Underclass All-American Third Team selection... Hit .429 in 26 games as a senior in 2017 with six home runs, a triple, 13 doubles, and 24 RBI... Recorded a .977 fielding percentage behind the plate... Walked 20 times against only six strikeouts... Recorded a .535 on-base percentage and .857 slugging percentage.

### CAREER-HIGHS

Hits.....2 (at Air Force 4/8/18)  
 Doubles.....  
 Triples.....  
 Home runs .....1 (at Air Force 4/8/18)  
 Total Bases .....5 (at Air Force 4/8/18)  
 RBI .....1 (vs. New Mexico 3/31/18, at Air Force 4/8/18)  
 Runs Scored.....2 (at Air Force 4/8/18)  
 Walks.....1 (at Air Force 4/7/18)  
 Hit by pitch..... 1 (vs. Air Force 3/9/18)  
 Strikeouts..... 2 (Six times)  
 At bats ..... 6 (Three times)  
 Stolen bases .....



### CAREER STATS

Year	Avg	GP	GS	AB	R	H	2B	3B	HR	RBI	TB	SLG%	BB	HBP	SO	GDP	OB%	SF	SH	SB	ATT	PO	A	E	FLD%
2018	.192	14	7	26	3	5	0	0	1	2	8	.308	1	1	4	2	.250	0	1	0	1	41	7	1	.980
TOTAL	.192	14	7	26	3	5	0	0	1	2	8	.308	1	1	4	2	.250	0	1	0	1	41	7	1	.980



# #23


# CHAD BIBLE

SENIOR ▯ OUTFIELDER ▯ 6'1" ▯ 225 ▯ VALENCIA, CALIFORNIA ▯ COLLEGE OF THE CANYONS



### CAREER-HIGHS

Hits..... 4 (at UNLV 3/24/18)  
 Doubles 2 (at UC Riverside 4/24/18, at San Jose State 3/4/18)  
 Triples ...1 (vs. Cal State Fullerton 4/13/18, vs. UC Santa Barbara 2/17/18)  
 Home runs ..... 1 (9 times)  
 Total Bases ..... 8 (at UNLV 3/24/18)  
 RBI ..... 4 (at UNLV 3/24/18)  
 Runs Scored..... 4 (at UNLV 3/25/18)  
 Walks..... 2 (at UNLV 3/25/18)  
 Hit by pitch..... 1 (14 times)  
 Strikeouts..... 4 (vs. San Diego 2/20/18)  
 At bats .... 6 (at UNLV 3/24/18, at Air Force 4/8/18)  
 Stolen bases ..... 1 vs. CSU Bakersfield 3/20/18, vs. UC Riverside 5/1/18)



**2018 SUMMER:** Split the summer with the St. Cloud Rox of the Northwoods League and the Peninsula Oilers of the Alaska Baseball League... Played in nine games and hit .161 for the Rox... Played in 19 games and hit .234 with three home runs and 12 RBIs for the Oilers... Participated in the Alaska Baseball League home run derby.

**2018 (JUNIOR):** All-Mountain West Second Team selection... Played in 58 of a possible 60 games with 55 starts... Exclusively saw action as SDSU's designated hitter... Was the first player in the Mountain West to win multiple Player of the Week awards and finished the year as one of two players in the conference to do so (also teammate Jordan Verdon)... Went 8-for-13 with four doubles in games against UC Riverside and UNLV to help SDSU to a 4-0 week and earn MW Player of the Week honors on May 1... Became the first Aztec since May 2015 (Danny Sheehan & Seby Zavala) to homer in three consecutive games, doing so at UNLV from 3/23 - 3/25... Went 9-for-19 over four games against CSU Bakersfield and UNLV with three home runs, seven RBIs and a double to earn his first MW Player of the Week award... Finished 20th in the Mountain West with a .327 batting average, 16th with a .523 slugging percentage, 13th with 42 RBIs, sixth with nine home runs, and 11th with 112 total bases... Hit eight of his nine home runs in conference play, good for the fourth most total home runs in MW action... Hit .345 in conference play... Finished fifth on the team with 20 multi-hit games and second on the team with 14 multi-RBI games.

**2017 (SOPHOMORE):** Played seven games including five starts despite being diagnosed with Hodgkin's lymphoma in January 2017... Heard the good news in August 2017 that he was cancer-free... Received treatment from City of Hope in Duarte, Calif. From Dr. Stephen Forman, M.D. ... Rode on the City of Hope float at the 2018 Rose Parade on Jan. 1 in Pasadena, Calif. ... Logged a hit in six of seven games played... Went 2-for-4 at Cal State Fullerton on Feb. 22... Recorded a double in his final at bat of the season at home against Long Beach State on March 21.

**2016 (JUNIOR COLLEGE):** Played one season of baseball at College of the Canyons where he was coached by Chris Cota ... In 2016 hit .385 with seven doubles, 15 home runs and 61 RBI in 31 games ... Also had a .468 on-base percentage and a .720 slugging percentage ... Led the state in both home runs and RBI ... All-conference and CCCAA all-state selection ... A Southern California All-Region second-team selection ... Winner of Big Stick Award as the state's top offensive performer... Hit .409 in conference play... Led all junior college California players with 15 home runs.

**HIGH SCHOOL:** Played four seasons of varsity baseball at Valencia High School in Valencia, Calif. ... Was coached there by Jared Snyder and Mike Killenger ... As a senior batted .398 with 21 RBIs, 22 runs, 6 HRs and was a first-team All-Foothill League ... As a junior batted .352 with 19 RBIs, 22 runs, and 5 HR's and was a first-team All Foothill League honoree ... Played one season of varsity football as a sophomore... Redshirted one season at Cal State Fullerton after high school.

**PERSONAL:** Chad Michael Bible was born Oct. 7, 1995, in Valencia, Calif. ... Son of Chad and Evonne Bible ... Sister, Emily, plays volleyball at St. Mary's College where she is a sophomore ... Enjoys fishing and weight lifting ... Favorite athlete is NFL running back Reggie Bush ... Was also recruited by Baylor, Nebraska. Santa Clara, San Diego and UNLV .... Majoring in social science at SDSU.

### CAREER STATS (SDSU)

Year	Avg	GP	GS	AB	R	H	2B	3B	HR	RBI	TB	SLG%	BB	HBP	SO	GDP	OB%	SF	SH	SB	ATT	PO	A	E	FLD%
2017	.318	7	5	22	0	7	2	0	0	2	9	.409	1	1	7	0	.375	0	0	0	0	9	0	0	1.000
2018	.327	58	55	214	37	70	11	2	9	42	112	.523	7	13	47	2	.385	0	0	2	6	0	0	0	.000
TOTAL	.326	65	60	236	37	77	13	2	9	44	121	.513	8	14	54	2	.384	0	0	2	6	9	0	0	1.000



**CAREER-HIGHS**

Innings Pitched .....5 (at Air Force 4/7/18)  
 Walks.....4 (at Air Force 4/7/18)  
 Strikeouts.....7 (at Air Force 4/7/18)  
 Batters Faced.....23 (at Air Force 4/7/18)



# #30 DANIEL RITCHESON

SOPHOMORE → RHP → 6'4" → 205 → NORTHRIDGE, CALIFORNIA → ALEMANY HS

**2018 (FRESHMAN):** Made 11 appearances with a pair of starts as a true freshman... Suffered a season-ending injury at Air Force on April 7... Pitched three innings of one-hit relief with three strikeouts against No. 4 and eventual national runner up Arkansas on Feb. 24... Pitched a career-high five innings against Air Force, logging a career-high seven strikeouts... Opened his collegiate career with two innings of shutout relief in SDSU's 9-1 season-opening win over UC Santa Barbara... Allowed just one base runner to reach against the Gauchos... Made his first career start against San Diego on Feb. 20, allowing three hits and one run over 4.1 innings.

**HIGH SCHOOL:** 2017 graduate of Alemany HS in Mission Hills, Calif... Drafted in the 23rd round by the Toronto Blue Jays in the 2017 MLB First-Year Player Draft in June 2017... Ranked as the No. 7 California Class of 2017 right handed pitcher by Perfect Game and No. 29 best right handed pitcher in the nation... 2017 Rawlings-Perfect Game Second Team All-American... Named California – All-Region First Team selection... 2016 Underclass Third Team All-American by Perfect Game... 2015 Underclass High Honorable Mention... Posted a career 2.67 ERA in two varsity seasons at Alemany HS... Struck out 130 batters in 107.2 career innings, including a career-best 72 in 48.1 innings as a senior... Held opposing hitters to a .215 batting average in varsity career.

**CAREER STATS**

Year	ERA	W	L	App	GS	CG	SHO	CBO	SV	IP	H	R	ER	BB	SO	2B	3B	HR	BF	B/Avg	WP	HBP	BK	SFA	SHA
2018	6.04	2	1	11	2	0	0	0	0	25.1	24	18	17	18	23	9	0	1	119	.250	7	5	0	0	0
TOTAL	6.04	2	1	11	2	0	0	0	0	25.1	24	18	17	18	23	9	0	1	119	.250	7	5	0	0	0





### CAREER-HIGHS

Innings Pitched .... 8.0 (vs. Long Beach State 4/3/18)  
 Walks..... 4 (vs. New Mexico 3/30/18)  
 Strikeouts..... 9 (vs. UNLV 4/27/18)  
 Batters Faced..... 29 (vs. UNLV, 4/8/16)



# #31 HARRISON PYATT

SENIOR RHP 6'5" 220 CORONA, CALIFORNIA ESPERANZA HS

**2018 (JUNIOR):** Finished tied for the team and conference lead with 15 starts and recorded a total of 17 appearances on the year... Recorded a .215 opponent batting average, the second best average among qualified pitchers in the Mountain West... Posted a 4.68 ERA and 4-4 record... 4.68 ERA marked as the 10th best in the conference... 70 strikeouts marked as the seventh most in the MW and 20 batters struck out looking marked as the sixth highest... Finished 10th in the MW with 73 innings pitched... Allowed only two home runs on the year, tied for the lowest number among qualified pitchers in the MW... Took a pair of no-hitters into the seventh inning or later, first against Long Beach State on April 3 where Pyatt did not allow a hit until a two-out double in the eighth inning... Also had a no-hit bit at New Mexico on May 4 until allowing a one-out double in the seventh... Struck out a career-high nine against UNLV on April 27 while also pitching six shutout innings with only three hits allowed in a 1-0 win... Struck out at least five in seven of his 15 starts... Had a streak of 18.2 consecutive scoreless innings from April 13 - May 4, lowering his season ERA from 4.50 to 3.44... Currently 17th in SDSU history with 31 career games started.

**2017 (SOPHOMORE):** Logged a 5.23 ERA in 41.1 innings pitched over 22 appearances and five starts... Struck out 41 batters... Ended the season with four consecutive scoreless appearances, including a 2.1 inning outing in Long Beach Regional on 6/2, striking out four batters against Long Beach State while not allowing a run... Recorded a season-high five strikeouts on three separate occasions... Posted a 4.30 ERA in MW action.

**2016 (FRESHMAN):** Was one of SDSU's weekend starters for a majority of the 2016 season ... In his season starting debut at UC Irvine (Feb. 23), went five innings allowing a run on three hits with four strikeouts ... In his second start, tossed six innings vs. University of San Diego on March 1, allowing no runs on a hit with three walks and seven strikeouts ... Did not get credit for a win in either of those outings ... Made late-season relief appearances with one inning at UC Riverside (May 17) and two innings at San Jose State (May 20) ... Retired all nine batters he faced over those two contests and had two strikeouts ... Season high seven strikeouts came in 6.0 innings vs. USD (March 1) and in 6.2 innings vs. UNLV on April 8.

**2015 (REDSHIRT):** Redshirted during the 2015 season as a true freshman.

**HIGH SCHOOL:** Played three years of varsity baseball at Esperanza High School in Anaheim, Calif. ... Coached there by Mike Curran ... Two-year team captain ... Earned all-Century League as a sophomore and junior ... During his senior season batted .282 with five doubles, three triples, a home run and 13 RBI in 22 contests ... Also had a 2-3 record and 3.44 earn run average as a pitcher ... As a junior hit .389 with two homers along with a 6-2 record and 1.90 ERA ... Went 7-3 with a 2.10 earned run average during his sophomore campaign ... Was a member of the Esperanza HS varsity basketball team as a freshman.

**PERSONAL:** Harrison Russell Pyatt was born Oct. 5, 1995, in Orange, Calif. ... Son of Russell and Kimberly Pyatt ... Enjoys basketball, golf and woodworking ... Favorite athlete is Washington Nationals pitcher Stephen Strasburg ... Also drew interest from UC Santa Barbara, Cal State Fullerton and Loyola Marymount ... Majoring in kinesiology at SDSU ... Interested in a career in professional baseball or as a sports trainer.

### CAREER STATS

Year	ERA	W	L	App	GS	CG	SHO	CBO	SV	IP	H	R	ER	BB	SO	2B	3B	HR	BF	B/Avg	WP	HBP	BK	SFA	SHA
2016	5.69	1	6	17	11	0	0	0	0	61.2	77	47	39	24	45	16	3	4	287	.316	3	7	3	3	8
2017	5.23	3	2	22	5	0	0	0	0	41.1	47	27	24	14	41	10	4	6	185	.288	2	5	0	0	3
2018	4.68	4	4	17	15	0	0	1	0	73.0	58	46	38	38	70	19	1	2	327	.215	10	14	1	4	1
TOTAL	5.16	8	12	56	31	0	0	1	0	176.0	182	120	101	76	156	45	8	12	799	.269	15	26	4	7	12



# #33 CHRISTIAN WINSTON

SOPHOMORE LHP 6'5" 180 BARSTOW, CALIFORNIA BARSTOW HS


**SUMMER 2018:** Pitched in eight games with seven starts for the Peninsula Oilers of the Alaska Baseball League... Recorded a 3.78 earned run average over 33.1 innings pitched... Struck out 22 batters... Finished the season allowing just four earned runs in his last 15.2 innings pitched (2.30 ERA).

**2018 (FRESHMAN):** Recorded a strong 1.76 ERA over 15.1 innings pitched and 14 appearances... Did not allow a run in 10 of his 14 appearances... Held New Mexico hitless in a season-long 2.2-inning outing at New Mexico on May 4... Allowed only one extra-base hit on the season... Did not allow more than two hits in any outing... Held opponents to a .212 batting average with runners on base... Held opponents to a .231 on-base percentage when leading off an inning... Recorded a 1.04 ERA in Mountain West play (six appearances, 8.2 innings pitched).

**HIGH SCHOOL:** 2017 graduate of Barstow HS... Ranked as the No. 16 California Class of 2017 left handed pitcher according to Perfect Game... 2017 Rawlings-Perfect Game Honorable Mention All-American... Perfect Game California Region Honorable Mention... 2016 Underclass Honorable Mention by Perfect Game... Logged a 0.27 ERA in 52.1 innings pitched as a senior at Barstow HS... Finished his three-year varsity career with a 2.21 ERA... Struck out 212 batters in 158.2 innings pitched... Also hit .415 with three home runs and 45 RBI in 60 career games at the plate.

## CAREER-HIGHS

Innings Pitched ..... 2.2 (at New Mexico 5/4/18)  
 Walks... 2 (vs. Cal State Fullerton 4/15/18)  
 Strikeouts..... 2 (at UNLV 3/24/18, New Mexico 3/30/18)  
 Batters Faced..... 10 (vs. Cal State Fullerton 4/15/18, at New Mexico 5/4/18)



## CAREER STATS

Year	ERA	W	L	App	GS	CG	SHO	CBO	SV	IP	H	R	ER	BB	SO	2B	3B	HR	BF	B/Avg	WP	HBP	BK	SFA	SHA
2018	1.76	1	0	14	0	0	0	0	1	15.1	15	4	3	8	7	0	1	0	67	.263	1	1	1	1	0
TOTAL	1.76	1	0	14	0	0	0	0	1	15.1	15	4	3	8	7	0	1	0	67	.263	1	1	1	1	0





# #36

# JACOB FLORES

SOPHOMORE LHP 6'4" 210 OXNARD, CALIFORNIA RIO MESA HS


**SUMMER 2018:** Made eight appearances with one start for the Anchorage Bucs of the Alaska Baseball League... Posted a 4.26 ERA... Pitched two scoreless innings in the Alaska Baseball League Championship Game... Struck out 20 batters over 17 innings pitched while allowing eight walks.

**2018 (FRESHMAN):** Made 19 appearances including two starts while totaling 21 innings pitched... Held opponents scoreless in 11 of his 17 relief appearances... Opened the season keeping opponents scoreless over his first three outings (four innings pitched)... Logged a stretch of four consecutive outings without allowing an earned run from March 13 - March 20 and allowed only one hit over that span... Posted a 2.61 ERA in home games... Recorded a 1.69 ERA in non-conference play... Pitched two innings of perfect relief against CSU Bakersfield on March 20... Pitched a shutout inning in SDSU's regional loss to Northwestern State on June 2... Held opponents to a .171 batting average with runners on base... Held opposing hitters to a .148 batting average with two outs (4-for-27).

**HIGH SCHOOL:** 2017 graduate of Rio Mesa High School in Oxnard, Calif... Ranked as the No. 7 California Class of 2017 left-handed pitcher... 2017 Rawlings — Perfect Game Honorable Mention All-American... Named a California All-Region Second Team selection by Perfect Game... 2016 Underclass Third Team All-American by Perfect Game... 2015 Underclass Honorable Mention by Perfect Game... Named Ventura Country Star Baseball Player of the Year in 2017... As a senior, he finished with a 9-1 record, 1.25 ERA and 101 strikeouts in 72.1 innings while hitting .423 with 33 hits and two home runs at the plate.

### CAREER-HIGHS

Innings Pitched..... 3.0 (at UC Irvine 2/27/18)  
 Walks..... 3 (at UNLV 3/25/18)  
 Strikeouts..... 3 (Three times)  
 Batters Faced..... 15 (at UC Irvine 2/27/18)



### CAREER STATS

Year	ERA	W	L	App	GS	CG	SHO	CBO	SV	IP	H	R	ER	BB	SO	2B	3B	HR	BF	B/Avg	WP	HBP	BK	SFA	SHA
2018	3.86	0	0	19	2	0	0	0	1	21.0	17	11	9	12	19	3	1	3	96	.221	5	4	0	3	0
TOTAL	3.86	0	0	19	2	0	0	0	1	21.0	17	11	9	12	19	3	1	3	96	.221	5	4	0	3	0



**CAREER-HIGHS**

Innings Pitched 1 (vs. UC Irvine 4/10/18, at UNLV 4/14/17)  
 Walks..... 2 (vs. Long Beach State 3/21/17)  
 Strikeouts..... 1 (at UNLV 4/14/17)  
 Batters Faced..... 6 (vs. UC Irvine 4/10/18)



# #42 TRE BROWN

JUNIOR RHP 6'3" 170 SAN DIEGO, CALIFORNIA EASTLAKE HS

**SUMMER 2018:** Named an Alaska Baseball League All-Star, thriving out of the bullpen for the Peninsula Oilers with a 2-1 record and 1.45 ERA over 14 appearances and 24.2 innings pitched... Did not allow a run in 10 of his 14 appearances... Posted a streak of five consecutive outings without allowing an earned run from July 7 - July 26... Earned wins in back-to-back outings on July 12 against the Matsu Miners and July 17 the Chugiak Chinooks.

**2018 (SOPHOMORE):** Made two appearances on the season, both against UC Irvine... Totaled one inning of work... Did not allow a run in one inning against the Anteaters on April 10.

**2017 (FRESHMAN):** Did not allow a run over two appearances in 2017... Totaled one inning of work with one strikeout and two walks.

**HIGH SCHOOL:** Won four varsity baseball letters at Eastlake High School in Chula Vista, Calif. ... Coached there by David Gallegos ... Titans were CIF champions his sophomore year and advanced to the final each of his final two seasons .... Compiled a 0.28 earned run average during his junior year (2015) ... Also played water polo during the 2012 season ... Member of Principal's Honor Roll and also received Medical Honors and a Bi-Literacy Diploma ... Member of the 2016 San Diego Union-Tribune All-Academic Team. An outfielder and pitcher as a prep athlete who will be a member of the Aztec pitching corps this season ... Rated as the 22nd-best right-handed prep pitcher in the state of California by Perfect Game ... 2016 Rawlings-Perfect Game Honorable Mention All-American and California All-Region 2nd Team ... Was a member of the inaugural Underclass Brewers Area Code team during summer 2015, which included the 25 best underclass players in the state of California ... Was selected to play in the Perfect Game underclass during summer 2015 ... Has also competed for the San Diego Show and Tampa Bay Rays Scout team.

**PERSONAL:** Gregory Wilson Brown III was born Sept. 12, 1998, in Escondido, Calif. ... Son of Gregory Brown Jr. and Lisa Snoh ... Hobbies include building custom computers, herpetology, medicine and reading ... Favorite athlete is former Yankees shortstop Derek Jeter ... Was also recruited by Arizona State, Stanford, Arizona, Columbia and San Diego ... A biology major at SDSU with career plans as an orthopedic surgeon.

**CAREER STATS**

Year	ERA	W	L	App	GS	CG	SHO	CBO	SV	IP	H	R	ER	BB	SO	2B	3B	HR	BF	B/Avg	WP	HBP	BK	SFA	SHA
2017	0.00	0	0	2	0	0	0	0	0	1.0	0	0	0	2	1	0	0	0	5	.000	1	0	0	0	0
2018	9.00	0	0	2	0	0	0	0	0	1.0	3	2	1	0	0	0	0	0	8	.500	0	2	0	0	0
TOTAL	4.50	0	0	4	0	0	0	0	0	2.0	3	2	1	2	1	0	0	0	13	.333	1	2	0	0	0

# #48 JUSTIN GOOSSEN-BROWN

SENIOR RHP 6'2" 190 SHERMAN OAKS, CALIFORNIA LA VALLEY JC



## CAREER-HIGHS

Innings Pitched.....9 (vs. San Jose State 5/12/18)  
 Walks..... 2 (Three times)  
 Strikeouts..... 10 (vs. Michigan 2/26/18)  
 Batters Faced.....32 (vs. San Jose State 5/12/18)



**2018 (JUNIOR):** Made 19 appearances including 10 starts, recording a 3.72 ERA over 58 innings pitched... In his first SDSU start, struck out 10 while not surrendering a walk in 6.1 innings pitched against Michigan, becoming the first Aztec pitcher since Bubba Derby in 2015 to record 10 strikeouts with zero walks... Recorded SDSU's only complete game of the season against San Jose State on May 12, allowing just one run on six hits against the Spartans... Allowed more than one earned run in just four of his 19 appearances... Owned a 4-0 record and 2.30 ERA at home while holding opponents to a .205 batting average at Tony Gwynn Stadium... Owned a 2.51 ERA in his nine relief appearances.

**2017 (REDSHIRT):** Redshirted first season at San Diego State.

**2015-16 (LA VALLEY JC):** Played two seasons at Los Angeles Valley College (2015 and 2016) under Head Coach Dave Mallas ... As a sophomore in 2016 compiled a record of 2-1 with a 3.51 earned run average ... Struck out 35 and walked 10 over 48.2 innings ... Also batted .234 as a first baseman ... Named to the All-Western State Conference-South second team as a relief pitcher ... During his freshman year batted .304 and had a 5.40 earned run average in four appearances... Played for the San Luis Obispo Blues in the California Collegiate League during summer 2016 ... Made six appearances (13.1 innings) compiling a mark of 1-0 with a 2.70 earned run average ... Struck out 15 and walked only four.

**HIGH SCHOOL:** Won a pair of varsity baseball letters as a first baseman and pitcher at Notre Dame High School in Sherman Oaks, Calif. ... Coached there by Tom Dill ... As a senior hit .243 with 13 RBI in 27 games ... Pitching record of 1-0 with a 3.71 ERA in seven appearances ... Also played football for the Knights during his junior and senior years.

**PERSONAL:** Justin Elliott Goossen-Brown was born April 4, 1996, in Sherman Oaks, Calif. ... Son of Thomas Brown and Sandra Goossen-Brown ... Uncle, Greg Goossen, played in the Major Leagues from 1965-70 including four years with the New York Mets ... Brother, Josh Goossen-Brown played three seasons at Cal State Northridge and one year at University of San Diego ... Majoring in social science at San Diego State.

## CAREER STATS

Year	ERA	W	L	App	GS	CG	SHO	CBO	SV	IP	H	R	ER	BB	SO	2B	3B	HR	BF	B/Avg	WP	HBP	BK	SFA	SHA
2018	3.72	5	3	19	10	1	0	0	1	58.0	65	33	24	14	38	5	1	3	252	.283	4	4	0	1	3
TOTAL	3.72	5	3	19	10	1	0	0	1	58.0	65	33	24	14	38	5	1	3	252	.283	4	4	0	1	3



**TRANSFER PLAYER  
BIOGRAPHIES**





# #6

# ANGELO ARMENTA

SENIOR → INFILDER → 5'10" → 190 → MONROVIA, CALIFORNIA → USC

**Graduate transfer from USC with one year of eligibility remaining.**

**2018 (RS-JUNIOR):** After missing all of 2017 with an injury, Armenta started in 22 of his 33 appearances in 2018 ... Ended the season with a line of .203/.253/.304 ... Posted five RBI and five runs scored ... Had two extra-base hits, a double and homer ... Put up his first career home run against Washington on 3/29, a solo-shot that put the Trojans ahead in the bottom of the eighth inning ... Tallied multi-hit games against Villanova and UC Irvine on 2/23 and 3/20 respectively ... Only gave up one error as a fielder to cement an impressive .979 fielding percentage.

**2017 (REDSHIRT):** Sat out the 2017 season with an injury.

**2016 (SOPHOMORE):** Appeared in 39 games and made 12 starts as a sophomore in 2016 ... Finished tied for sixth on the team with a .282 batting average ... Hit three doubles, drove in 11 runs and scored 14 ... Had an on-base percentage of .338 and a slugging percentage of .324 for the season.

**2015 (FRESHMAN):** In his freshman season for the Trojans made 14 appearances ... Appeared at bat nine times ... Batted .222 for the season ... Went 2-for-9 and scored two runs ... Earned one RBI in his first game on February 13 versus Towson ... Had an on-base percentage of .222 and a slugging percentage of .222.

**HIGH SCHOOL:** Played three years of varsity baseball for head coach Mike Cordero at Loyola HS in Los Angeles, Calif. ... Ranked the No. 5 middle infielder in California and the No. 14 middle infielder in the country by Perfect Game ... 2013 Perfect Game Underclass All-American ... All-Mission League shortstop in 2012 and 2014 ... Two-time participant in the Southwest Futures All-Star Game... Two-time South Bay All-Game participant ... As a left handed hitter, went .365 at the plate in 2014 with 38 hits, 26 RBI, eight doubles, five triples, and three home runs ... Offensive MVP of Loyola HS in 2014 ... Played for Oakland A's Scout Team.

**PERSONAL:** Has two sisters, Lauren and Ashley ... Lists Derek Jeter as his biggest sports hero ... Favorite food is enchiladas ... Favorite movies are The Town and Lords of Dogtown ... Would like to visit Italy and Mexico ... Listens to Led Zeppelin and Rebelution ... Hopes to own his own business one day ... Birthdate is May 30, 1996.

### CAREER-HIGHS

Hits..... 4 (at Arizona State 5/29/16)  
 Doubles..... 2 (at Arizona State 5/29/16)  
 Triples .....  
 Home runs ..... 1 (vs Washington 3/29/18)  
 Total Bases .... 6 (at Arizona State 5/29/16)  
 RBI ..... 5 (at Arizona State 5/29/16)  
 Runs Scored... 3 (at Arizona State 5/29/16)  
 Walks..... 3 (vs Villanova 2/23/18)  
 Hit by pitch.....  
 Strikeouts..... 2 (Four times)  
 At bats ..... 6 (at Arizona State 5/29/16)  
 Stolen bases ..... 1 (vs UC Santa Barbara 3/26/16)



### CAREER STATS (USC)

Year	Avg	GP	GS	AB	R	H	2B	3B	HR	RBI	TB	SLG%	BB	HBP	SO	GDP	OB%	SF	SH	SB	ATT	PO	A	E	FLD%
2015	.222	14	0	9	2	2	0	0	0	1	2	.222	0	0	1	0	.222	0	1	0	0	2	6	0	1.000
2016	.282	39	12	71	14	20	3	0	0	11	23	.324	7	0	13	3	.338	2	2	1	2	32	43	2	.974
2018	.203	33	22	79	5	16	1	0	1	5	20	.253	11	1	11	2	.304	1	1	0	2	14	33	1	.979
CAREER	.239	86	34	159	21	38	4	0	1	17	45	.283	18	1	25	5	.315	3	4	1	4	48	82	3	.977





# #14 MIKE JARVIS

JUNIOR INFILDER 5'10" 180 SAN DIEGO, CALIFORNIA SADDLEBACK COLLEGE

**Junior college transfer with two years of eligibility remaining.**


**2017-18 (SADDLEBACK COLLEGE):** Ended his career as Saddleback's starting shortstop... Also saw action in the outfield... Logged a career .297 batting average and hit a pair of home runs during his sophomore campaign... Walked 30 times while striking out only 31 over 75 career games at Saddleback...Went 20-for-30 in stolen base attempts over his career.

**HIGH SCHOOL:** Hit .377 over two varsity seasons at nearby Clairemont High School... Posted a .396 batting average with seven home runs, six triples, and nine doubles in 31 games as a senior... Went 26-for-28 in stolen base attempts during his senior year... Two-time all-league selection.

**PERSONAL:** Son of Chip and Susan Jarvis... Has a brother, Luke Jarvis, who played baseball at Auburn and was drafted by the Miami Marlins in the 25th round of the 2018 MLB Draft... His father, Chip, played football at the University of San Diego... Also lettered in water polo at Clairemont HS... Honor roll student... Economics major at SDSU.

### CAREER-HIGHS (JC)

Hits ..... 4 (vs. Mt. San Antonio 5/19/18, at Southwestern 2/22/18)  
 Doubles.....2 (vs. Orange Coast 4/6/18)  
 Triples.....1 (Five times)  
 Home runs ..1 (at Golden West 4/26/18, at Irvine Valley 3/6/18)  
 RBI ..... 3 (vs. Compton 2/24/17, at Irvine Valley 3/6/18)  
 Runs Scored 4 (at East Los Angeles 5/4/18)  
 Walks.....2 (at East Los Angeles 5/4/18, vs. Santa Barbara 2/3/18)  
 Strikeouts.....2 (Five times)  
 At bats ..... 6 (vs. Mt. San Antonio 5/19/18)  
 Stolen bases .....2 (at Irvine Valley 3/9/18)



### CAREER STATS (SJC)

	G	AB	R	H	2B	3B	HR	RBI	BB	K	SB	CS	AVG	OBP	SLG
2017	29	85	14	27	3	2	-	5	7	10	5	3	.318	.396	.400
2018	46	178	46	51	8	3	2	28	23	21	15	7	.287	.410	.399
TOTAL	75	263	60	78	11	5	2	32	30	31	20	10	.297	.405	.399



# #28

# BRAD WEGMAN

SENIOR → RHP → 6'3" → 205 → TEMECULA, CALIFORNIA → USC



### CAREER-HIGHS

Innings Pitched..... 6.0 (vs. Coppin State 2/18/17, vs. Washington State 3/18/17)  
Walks..... 4 (at Wake Forest 2/25/17, vs. Washington State 3/18/17)  
Strikeouts..... 5 (Four times)  
Batters Faced..... 28 (vs. Michigan 3/4/17)



**Graduate transfer from USC with one year of eligibility remaining.**

**2018 (RS-JUNIOR):** Made nine appearances out of the bullpen for the Trojans in an injury shortened season, allowing just three hits and no runs through 10.0 innings pitched ... Struck out eight batters and walked just one, allowing just a .100 opponent batting average ... Was awarded a win against Loyola Marymount on 2/27, throwing 1.2 innings, giving up one hit and striking out two batters.

**2017 (RS-SOPHOMORE):** Appeared in 19 games, making seven starts on the mound for the Trojans in 2017 ... Had a 2-5 record and 4.57 ERA in 65.0 innings pitched, striking out 50 batters ... 50 strikeouts was best on the team and 4.57 ERA was best amongst starters on the team ... Tied his career-best five strikeouts three times during the season.

**2016 (SOPHOMORE):** Appeared in eight games on the year, starting two of those...Threw 20.2 total innings, going 2-1 with a 3.48 ERA and one save...Struck out 13 batters on the year...Threw a career-high 5.2 innings in relief on March 13 at TCU, allowing just one run on five hits while tallying a career-high five strikeouts in his first win of the year...Started his last two outings of the season, going five complete on March 18 vs. California, striking out four batters and allowing just three runs on five hits to earn his second win of the year as the team won 18-5...Threw 4.1 innings in his second start of the year on March 25 at UC Santa Barbara, allowing three runs (two earned) on just one hit with two strikeouts, taking the loss as USC fell 5-2...Saw his season cut short after the UC Santa Barbara outing due to injury.

**2015 (FRESHMAN):** In his rookie season for the Trojans, Wegman appeared in five games...Pitched a total of five innings...Had a season high two strikeouts in one inning versus Arizona State on May 22...Allowed 10 hits and three runs...Recorded an ERA of 5.40 with a 0-0 record.

**HIGH SCHOOL:** Was a three-year letterwinner at Great Oak HS for head coach Eric Morton ... Named to the 2014 Perfect Game California All-Region First Team ... Rated the No. 28 player in California and the No. 162 player in the country by Perfect Game ... Named MVP of the Southwest League while playing for Great Oak HS ... 2013 Underclass Third Team All-American ... Member of the 2013 New York Yankees Area Code Team ... Played for the 2013 Milwaukee Brewers Scout Team ... Named the 2013 Southwest League Pitcher of the Year ... Participated in the 2013 Perfect Game National Showcase ... Selected to the All-Southwest League in 2012 and 2013 ... Played in the 2012 Perfect Game Jr. National Showcase.

**PERSONAL:** Parents are Mike and Dana ... Has one brother, Trevor and one sister, Lexi ... Favorite food is sushi ... Favorite movie is Green Street Hooligans ... Favorite TV shows are Friday Night Lights and Workaholics ... Listens to Rebelution and Toby Keith ... Hopes to play professional baseball ... Birthdate is April 21, 1996.

### CAREER STATS (USC)

Year	ERA	W	L	App	GS	CG	SHO	CBO	SV	IP	H	R	ER	BB	SO	2B	3B	HR	BF	B/Avg	WP	HBP	BK	SFA	SHA
2015	5.40	0	0	5	0	0	0	1	0	5.0	10	3	3	0	4	2	0	0	26	.400	2	1	0	0	0
2016	3.48	2	1	8	2	0	0	0	1	20.2	17	9	8	9	13	1	2	1	91	.224	0	3	0	1	2
2017	4.57	2	5	19	7	0	0	0	1	65.0	71	47	33	24	50	12	3	3	301	.273	2	9	2	1	7
2018	0.00	1	0	9	0	0	0	0	0	10.0	3	0	0	1	8	1	0	0	33	.100	0	0	0	2	0
TOTAL	3.93	5	6	41	9	0	0	1	2	100.2	101	59	44	34	75	16	5	4	451	.258	4	13	2	4	9



# #47 JACOB CRUCE

JUNIOR INFIELDER 6'3" 180 BRENTWOOD, CALIFORNIA SAN JOAQUIN DELTA JC

Junior college transfer with two years of eligibility remaining.

**2017-18 (SAN JOAQUIN DELTA COLLEGE):** Led team in home runs with 11 while finishing second on the team with 59 RBIs as a sophomore in 2018... Led team to a CCCAA state championship and a 43-9 record... Hit an RBI double against Sacramento City in SJD's championship-clinching 7-5 win... Logged a pair of multi-homer games against Mission on Feb. 24 and against Ohlone on May 20... Opened his sophomore season on a 17-game hitting streak.

**HIGH SCHOOL:** Graduate of Heritage High School... Ranked as the No. 9 catcher in the state of California out of high school according to Perfect Game... Played catcher, first base and third base at Heritage... Logged a career .307 batting average over 76 career varsity games... Hit .354 as a junior and recorded a high school career-best three home runs as a senior.

## CAREER-HIGHS (JC)


Hits.....4 (at West Hills Coalinga 2/9/18)  
 Doubles.....1 (25 times)  
 Triples ..... 1 (vs. LA Mission 3/27/18, at Sierra 4/3/18)  
 Home runs ..... 2 (at Mission 2/24/18, vs. Ohlone 5/20/18)  
 RBI .....6 (at Mission 2/24/18)  
 Runs Scored..... 3 (at American River 4/19/18, at Santa Rosa 3/16/18)  
 Walks..... 3 (at Diablo Valley 4/24/18)  
 Strikeouts..... 4 (at Santa Rosa 3/17/18)  
 At bats ..... 6 (Four times)  
 Stolen bases ..... 2 (at LA Mission 3/29/18)



## CAREER STATS (SJDJC)

	G	AB	R	H	2B	3B	HR	RBI	BB	K	SB	CS	AVG	OBP	SLG
2017	36	104	14	23	7	0	4	19	11	20	0	0	.221	.291	.404
2018	52	211	49	68	18	2	11	59	26	57	5	1	.322	.402	.583
Total	88	315	63	91	25	2	15	78	37	77	5	1	.289	.366	.524





# FRESHMEN BIOGRAPHIES








## #5 DEVYN LOPEZ

FRESHMAN • INFILDER • 5'8" • 165 • SAN BERNARDINO, CALIFORNIA • CAJON HS

**HIGH SCHOOL:** Three-year letterwinner at Cajon HS in San Bernardino, California for head coach Robert Grande... Played shortstop, third base, and second base for the Cowboys... Earned 1st Team All-League status as a senior and 2nd Team All-League status as a junior... Hit .300 with a .373 OBP during his senior season... Honor roll student at Cajon HS with a 3.8 grade point average.

**PERSONAL:** Devyn Anthony Lopez was born on May 10, 2000 in San Bernardino, California... Son of Chris and Candy Lopez... Enjoys cooking in his free time... Athletic training major at SDSU... Lists his favorite athletes as Boston Red Sox outfielder Mookie Betts and Toronto Blue Jays pitcher Marcus Stroman... Aspires to play professional baseball or work in law enforcement.




## #12 DAVID ALAMILLO

FRESHMAN • INFILDER • 6'0" • 160 • BAKERSFIELD, CALIFORNIA • CENTENNIAL HS

**HIGH SCHOOL:** Three-year letter winner at Centennial High School in Bakersfield, California for head coach Dan Durham... Played second base and shortstop for the Golden Hawks... Named an All-Area Selection while earning Team MVP and Rookie of the Year honors during prep career... Hit .387 during high school career.

**PERSONAL:** David Alamillo was born on December 18, 1999 in Ventura, California... Son of Peter and Wendy Alamillo... His father, Peter, played baseball at Ventura College... Criminal justice major at SDSU... Lists Cleveland Indians shortstop Francisco Lindor as his favorite athlete... Aspires to play professional baseball or join the FBI.




## #20 MICHAEL PAREDES

FRESHMAN • RHP/IF • 5'11" • 178 • SAN DIEGO, CALIFORNIA • SAN DIEGO HS

**HIGH SCHOOL:** Four-year varsity letterwinner at nearby San Diego High School for head coach Will Mercado... Played middle infield and pitched for the Covers... Earned Team MVP honors three times and was named San Diego City League Player of the Year twice... Earned second team All-CIF honors and named a 2018 San Diego

County All-Star... Hit .382 over high school career while owning a 2.02 earned run average on the mound... Totaled 182 strikeouts over prep career... Led team to a 2015 Division 4 CIF Championship as a freshman.

**PERSONAL:** Michael Paredes was born on July 27, 2000 in San Diego, California... Son of Michael and Allison Paredes... Participated in the Academy of Finance at San Diego HS and was SDHS's 2018 salutatorian... Business management major at SDSU... Aspires to play professional baseball... Lists former NBA player Allen Iverson as his favorite athlete.



## #21 BRIAN LEONHARDT

FRESHMAN • LHP/IF • 6'2" • 190 • SAN DIEGO, CALIFORNIA • EASTLAKE HS

**HIGH SCHOOL:** Four-year varsity letterwinner at nearby Eastlake High School in Chula Vista, California for head coach David Gallegos... Two-time all-CIF selection... 3-time Metro Mesa All-League honoree... Earned MVP and Player of the Year honors in high school... Earned Best Pitcher award in 2014 for Team USA All-Development team... Hit .415 with five home runs while owning a 11-1 record on the mound... Led team three Metro Mesa league championships, a state championship, and a CIF open division championship.. Also played shooting guard for the basketball team and was a two-time team MVP.

**PERSONAL:** Brian Leonhardt was born on June 2, 2000 in San Diego, California... Son of Karla and Brian... Aspires to be a teacher after college... Both of his parents are also teachers... Social science major at SDSU... Also recruited by San Diego, Oregon, Cal Poly and Arizona State... Lists Chicago Cubs third baseman Kris Bryant as his favorite athlete.





## #22 JADEN FEIN

FRESHMAN • OUTFIELDER • 6'3" • 202 • SIMI VALLEY, CALIFORNIA • ROYAL HS  
**HIGH SCHOOL:** Four-year letterwinner at Royal HS in Simi Valley, California for head coach Dan Maye... Played outfield and corner infield for the Highlanders... Ranks as the No. 9 outfielder and 45th best class of 2018 overall player in California according to Perfect Game... 2018 Perfect Game All-Region First Team honoree... Member of the 15U USA Baseball National

Team that won the gold medal at the COPABE Pan-American Games... 2017-18 All-Academic Team honoree.

**PERSONAL:** Jaden Dean Fein was born on August 15, 2000 in Simi Valley, California... Son of Candie and David... His father, David, played Division III baseball and football in college... Enjoys surfing and playing guitar in his free time... Works as a baseball camp counselor in the summers... Business administration major at SDSU... Aspires to play professional baseball or be a sports agent... Lists his favorite athlete as Los Angeles Angels outfielder Mike Trout.





## #25 NOAH KAAGAN

FRESHMAN • OUTFIELDER • 6'1" • 208 • SAN DIEGO, CALIFORNIA • RANCHO BERNARDO HS  
**HIGH SCHOOL:** Three-year letterwinner at nearby Rancho Bernardo HS for head coach Sam Blalock... Played outfield for the Broncos... Named to All-Academic team... Ranks as the No. 11 outfielder and No. 55 overall player among California class of 2018 players... Owned a career .282 varsity batting average with 10 home runs in 87

games played.

**PERSONAL:** Noah Kaagan was born on September 13, 2000 in San Diego, California... Son of Lyn and Eloit... Business major at SDSU... Lists former MLB outfielder Ken Griffey Jr. as his favorite athlete.




## #27 ALEX BENAVIDES

FRESHMAN • RHP • 6'4" • 190 • GILROY, CALIFORNIA • GILROY HS

**HIGH SCHOOL:** Two-year letterwinner at Gilroy HS in Gilroy, California for head coach Billy Holler... Pitched and played first base for the Mustangs... Two-time Team MVP, earning the honor in both his junior and senior seasons... Three-time first-team all-league selection... Also played basketball small forward for the Gilroy HS

basketball team... Chose San Diego State over Cal State Fullerton, UC Santa Barbara, UNLV, Nebraska, Utah, and Nevada during the recruiting process.

**PERSONAL:** Alexander Abraham Benavides was born on March 22, 2000 in Gilroy, California... Son of Amanda Bertero and Jose Benavides... Criminal justice major at SDSU... Coaches youth baseball during the summer... Lists two-time Cy Young Award winner Tim Lincecum as his favorite athlete... Aspires to play professional baseball or work as a detective.



## #35 AARON EDEN

FRESHMAN • RHP • 6'1" • 230 • LOS ANGELES, CALIFORNIA • NORCO HS

**HIGH SCHOOL:** Four-year letterwinner at Norco High School in Corona, California... Pitched and played designated hitter for the Cougars... Earned Team MVP honors and was a first-team All-Big 8 selection during his senior year, leading the league with 78 strikeouts... Named to Press Enterprise High School GameTime First Team... Recorded an 10-1 record with a 1.30 earned run average... Chose San Diego State over Long Beach State and Pepperdine in the recruiting process.

**PERSONAL:** Aaron Deandre Eden was born on November 16, 1999 in Los Angeles, California... Son of Jammie Hill and Aaron Eden... His brother, Chandler, played baseball at Texas Tech and was later drafted by the Los Angeles Dodgers... Enjoys cleaning shoes, reading books, working out, listening to music and watching movies in his free time... Computer science major at SDSU... Aspires to work in aerospace... Lists 16-year MLB veteran Dave Stewart as his favorite athlete.







## #39 TROY MELTON

FRESHMAN RHP 6'4" 190 ANAHEIM, CALIFORNIA CANYON HS

**HIGH SCHOOL:** Two-year varsity letterwinner at Canyon High School in Anaheim, California for head coach Mike Najera... Pitched and played catcher, third base and first base for the Comanches... Posted a 2.34 ERA with 48 strikeouts in 59.2 innings pitched during his senior year... Also hit .306 with a .386 on base percentage... Led team to a pair of North Hills

League Championship titles... Named Team MVP and an Orange County All-Star... Named North Hills League MVP while earning scholar-athlete status four times in his career... Chose San Diego State over UC Santa Barbara, Cal State Fullerton, California, UC Santa Cruz, St. Mary's UC San Diego, and Point Loma.

**PERSONAL:** Troy Melton was born on December 3, 2000 in Newport Beach, California... Son of Charles and Tracie Melton... His father, Charles, played soccer at the University of Arizona... Majoring in Business Administration... Lists Los Angeles Angels outfielder Mike Trout as his favorite athlete.




## #41 DERON JOHNSON

FRESHMAN CATCHER 6'0" 190 POWAY, CALIFORNIA POWAY HS

**HIGH SCHOOL:** One-year letterwinner at nearby Poway High School for head coach Bob Parry... Played catcher and first base for the Titans... Hit .336 with 24 RBIs and five doubles as a senior.

**PERSONAL:** Deron Johnson was born on October 19, 1999 in Poway, California... Son of Deron and Debi Johnson... His father, Deron, played baseball at San Diego State in 1985 and 1986... Also has a grandfather who played professional baseball... Coaches youth baseball in the summers... Criminal justice major at SDSU... Lists his favorite athlete as Los Angeles Angels outfielder Mike Trout.




## #44 CODY RAWSON

FRESHMAN CATCHER 6'0" 185 FONTANA, CALIFORNIA DAMIEN HS

**HIGH SCHOOL:** Three-year letterwinner at Damien High School in La Verne, California under head coach Andy Nieto... Played catcher for the Spartans... Two-time Baseline League Second Team selection... Earned Defensive Player of the Year honors... Helped team reach

the semifinals in the CIF tournament during his sophomore season... Held honor roll status all four years of high school... Chose SDSU over UC Santa Barbara, Pepperdine, and UCLA.

**PERSONAL:** Cody Michael Rawson was born on November 30, 1999 in Glendora, California... Son of Tamala and Teddy Rawson... Enjoys fishing, bowling, and working on cars... Aspires to work as a fire fighter... Lists his favorite athlete as former MLB player Chone Figgins.





# AZTECS IN THE PROS

MLB Draft Picks since 1965 - major leaguers in bold - current MLB players in bold italics

Draft	Round	Pick	Team	Name	Pos.	HiLvl	Current Team	Status
2018	19	568	SEA	Dean Nevarez	C	RK	AZL Mariners (Rk) >> Seattle Mariners	Minors
2018	23	675	DET	Jordan Verdon	IF	A+	Connecticut Tigers (A-) >> Detroit Tigers	Minors
2018	26	765	DET	Garrett Hill	RHP	RK	GCL Tigers (Rk) >> Detroit Tigers	Minors
2018	26	792	HOU	David Hensley	IF	A	Quad City River Bandits (A) >> Houston Astros	Minors
2018	27	803	OAK	Chase Calabuig	OF	A+	Stockton Ports (A+) >> Oakland Athletics	Minors
2017	10	304	SLN	Brett Seeburger	P	A-	State College Spikes (A-) >> St. Louis Cardinals	Minors
2017	16	476	COL	Alan Trejo	SS	A+	Lancaster Jethawks (A+) >> Colorado Rockies	Minors
2017	28	844	SLN	C.J. Saylor	P	A	Peoria Chiefs (A) >> St. Louis Cardinals	Minors
2017	32	970	LAN	Tyler Adkison	OF	A		
2017	38	1149	TOR	Marcus Reyes	P	A-	Vancouver (A-) >> Toronto Blue Jays	Minors
2015	6	188	OAK	Bubba Derby	P	AAA	Colorado Springs (AAA) >> Milwaukee Brewers	Minors
2015	10	308	OAK	Steven Pallares	OF	A		
2015	12	352	CHA	Seby Zavala	C	A+	Charlotte Knights (AAA) >> Chicago White Sox	Minors
2015	19	573	NYA	Mark Seyler	P	A-		
2015	34	1017	SDN	Ty France	3B	AA	El Paso Chihuahuas (AAA) >> San Diego Padres	Minors
2014	3	79	MIN	Michael Cederoth	P	A+	San Jose (A+) >> San Francisco Giants	Minors
<b>2014</b>	<b>6</b>	<b>188</b>	<b>CLE</b>	<b>Greg Allen</b>	<b>OF</b>	<b>MLB</b>	<b>Cleveland Indians</b>	<b>Active</b>
2014	18	527	MIA	Brad Haynal	C	A+		
2014	21	622	PHI	Tim Zier	2B	A+		
2014	24	723	KCA	Brandon Thomas	P	RK		
2014	36	1067	MIA	Justin Hepner	P	RK		
2013	12	374	NYA	Philip Walby	P	A+		
2013	14	413	BOS	Jake Romanski	C	AAA	Pawtucket (AAA) >> Boston Red Sox	Minors
2013	22	672	SFN	Ethan Miller	P	A-		
2011	6	190	HOU	Brandon Meredith	LF	AA		
<b>2010</b>	<b>3</b>	<b>95</b>	<b>CHA</b>	<b>Addison Reed</b>	<b>P</b>	<b>MLB</b>	<b>Minnesota Twins</b>	<b>Active</b>
2010	4	122	NYN	Cory Vaughn	CF	AAA		
<b>2009</b>	<b>1</b>	<b>1</b>	<b>WAS</b>	<b>Stephen Strasburg</b>	<b>RHP</b>	<b>MLB</b>	<b>Washington Nationals</b>	<b>Active</b>
2009	10	311	HOU	Erik Castro	3B	AAA		
2009	23	703	CHA	Goldy Simmons	RHP	RK		
2009	33	984	SDN	Jon Berger	RHP	AAA		
2009	50	1509	SLN	Tyler Lavigne	RHP	A-		
2008	5	156	MIN	Nick Romero	3B	AAA		
2008	16	496	PHI	Troy Hanzawa	SS	AAA		
2008	28	837	SFN	Shane Kaufman	P	AA		
2008	30	907	LAN	Garrett Green	2B	AAA		
2008	37	1122	SEA	Brandon Pullen	P	A+		
2007	7	240	OAK	Lance Sewell	P	AA		
2007	8	255	SEA	Donnie Hume	P	A+		
2007	9	302	MIN	Steven Hirschfeld	P	AAA		
2007	12	376	MIA	Garrett Parcell	P	AAA		
2007	24	752	MIN	Charles Nolte	P	A+		
<b>2007</b>	<b>30</b>	<b>912</b>	<b>COL</b>	<b>Bruce Billings</b>	<b>P</b>	<b>MLB</b>		
2007	50	1436	PIT	Brandon Glover	OF	NCAA		
<b>2006</b>	<b>2</b>	<b>71</b>	<b>BOS</b>	<b>Justin Masterson</b>	<b>P</b>	<b>MLB</b>		
<b>2006</b>	<b>5</b>	<b>157</b>	<b>PHI</b>	<b>Quintin Berry</b>	<b>CF</b>	<b>MLB</b>		
<b>2006</b>	<b>15</b>	<b>466</b>	<b>SLN</b>	<b>Lance Zawadzki</b>	<b>SS</b>	<b>MLB</b>		
2006	23	703	BOS	Paul Smyth	OF	A		
2006	25	740	PIT	Adam Simon	P	A+		
2006	30	902	MIL	Jordan Swaydan	C	RK		
2006	30	914	NYA	Brock Ungricht	C	RK		
<b>2006</b>	<b>31</b>	<b>937</b>	<b>PHI</b>	<b>Bruce Billings</b>	<b>P</b>	<b>MLB</b>		
2006	37	1124	NYA	Tim O'Brien	3B	A+		
2005	6	186	MIA	James Guerrero	2b	A+		
<b>2005</b>	<b>15</b>	<b>462</b>	<b>SFN</b>	<b>Alex Hinshaw</b>	<b>P</b>	<b>MLB</b>		
2005	26	772	KCA	Jake McLintock	P	RK		
2004	5	155	BOS	Ryan Schroyer	P	AAA		
2004	19	558	CIN	Drew Jenson	P	RK		
2004	22	663	SEA	David Hall	OF	A		




Stephen Strasburg



Greg Allen




Addison Reed



Quintin Berry

# AZTECS IN THE PROS

Draft	Round	Pick	Team	Name	Pos.	HiLvl
2004	23	672	SDN	Rielly Embrey	1B	A-
2004	23	687	TOR	Daryl Harang	P	AA
2004	27	811	MIN	Landon Burt	OF	A
<b>2003</b>	<b>2</b>	<b>39</b>	<b>MIL</b>	<b>Tony Gwynn Jr.</b>	<b>OF</b>	<b>MLB</b>
2003	4	101	SDN	Peter Stonard	SS	A+
2003	19	562	CHA	Mike Moat	P	A+
2003	20	606	ARI	Joe Carque	P	AAA
2003	47	1385	CLE	Chad Corona	3B	NCAA
<b>2002</b>	<b>1</b>	<b>18</b>	<b>CHA</b>	<b>Royce Ring</b>	<b>P</b>	<b>MLB</b>
2002	3	73	PIT	Taber Lee	SS	AAA
2002	3	101	HOU	Rory Shortell	P	A+
2002	9	269	PHI	Rob Harrand	P	A-
2002	13	389	PHI	Brian Manfred	C	A
2002	14	407	MON	Erik Fiedler	P	A
2002	15	458	OAK	Chris Dunwell	P	A+
2002	33	986	TOR	Carlo Cota	2B	AAA
2001	5	157	CLE	Marcos Mendoza	P	AA
2001	9	280	LAN	Sean Pierce	OF	A+
2001	12	374	SLN	Ben Julianel	P	AAA
2001	18	548	ARI	Mike Garber	P	A+
2001	24	722	MIA	John Skinner	P	AA
2001	29	884	SLN	Pilar Amaya		RK
2001	48	1421	HOU	Ben Leuthard **	P	NCAA
2000	10	304	TEX	Billy Montgomery	OF	RK
2000	19	560	ANA	Brandon Rogers	C	AA
2000	24	727	HOU	Paul Lockhart	OF	A
<b>2000</b>	<b>30</b>	<b>886</b>	<b>TBA</b>	<b>Edgar Gonzalez</b>	<b>IF</b>	<b>MLB</b>
<b>1999</b>	<b>6</b>	<b>195</b>	<b>TEX</b>	<b>Aaron Harang</b>	<b>P</b>	<b>MLB</b>
1999	24	733	TOR	Jeremy Cook **	P	AA
1999	42	1271	LAN	Rob Harrand **	P	A-
<b>1998</b>	<b>42</b>	<b>1252</b>	<b>SDN</b>	<b>Alex Pelaez</b>	<b>IF</b>	<b>MLB</b>
1997	19	592	ATL	Stewart Smothers	OF	AAA
<b>1997</b>	<b>20</b>	<b>614</b>	<b>SLN</b>	<b>Justin Brunette</b>	<b>P</b>	<b>MLB</b>
<b>1997</b>	<b>24</b>	<b>720</b>	<b>NYN</b>	<b>Jason Phillips</b>	<b>C</b>	<b>MLB</b>
1997	31	927	ANA	Steve Hagins	OF	AA
1997	36	1094	SLN	Andy Bevins	Of	AAA
<b>1996</b>	<b>1</b>	<b>2</b>	<b>MIN</b>	<b>Travis Lee</b>	<b>1B</b>	<b>MLB</b>
<b>1996</b>	<b>8</b>	<b>235</b>	<b>CAL</b>	<b>Jerrod Riggan</b>	<b>P</b>	<b>MLB</b>
1996	9	270	CIN	Desi Herrera	P	RK
1996	16	479	NYA	Justin Rayment	P	NCAA
1996	18	535	CAL	Mark Harriger	P	AA
1996	33	983	TEX	Ryan Smith p	A	
1995	8	224	CHA	Adam Virchis	P	AAA
<b>1995</b>	<b>10</b>	<b>273</b>	<b>NYN</b>	<b>Dan Murray</b>	<b>P</b>	<b>MLB</b>
<b>1995</b>	<b>13</b>	<b>345</b>	<b>MIA</b>	<b>Jerrod Riggan</b>	<b>P</b>	<b>MLB</b>
<b>1995</b>	<b>26</b>	<b>708</b>	<b>OAK</b>	<b>Jeff DaVanon</b>	<b>OF-2B</b>	<b>MLB</b>
1995	43	1204	CHA	Justin Rayment **	P	NCAA
1994	2	38	MIL	Doug Webb	P	AA
1994	15	405	CAL	Mike Freehillp		AAA
1994	31	857	CLE	Heath Hayes	3B	AAA
1994	38	1046	SDN	Jarman Leach	P	A
1993	28	781	DET	Steve Dietz	SS	A
1993	41	1150	SDN	Daniel Drewien	P	A+
1993	43	1195	CAL	Marshall Faulk	OF	
1993	43	1200	DET	Mike Richardson	P	A-
1992	1	20	OAK	Benji Grigsby	P	AAA
1992	6	169	SDN	Brad Gennaro	OF	AA
1992	6	170	BOS	Derek Vinyard	OF	A+
1992	13	364	DET	Rick Navarrop		A+
1992	13	376	MIA	Jerry Stafford	P	A+
1992	35	975	CHN	Jay Hassel	P	A



Justin Masterson



Tony Gwynn Jr.




Aaron Harang



Travis Lee

# AZTECS IN THE PROS


Draft	Round	Pick	Team	Name	Pos.	HiLvl
1991	4	105	HOU	Brian Holliday	P	A+
1991	34	893	MON	Scott Dennison	2B	A
1990	1	19	SFN	Eric Christopherson	OF	AAA
<b>1990</b>	<b>4</b>	<b>112</b>	<b>MON</b>	<b>Jeff Barry</b>	<b>OF</b>	<b>MLB</b>
1990	10	277	MIL	Kurt Archer	P	AAA
<b>1990</b>	<b>16</b>	<b>443</b>	<b>BOS</b>	<b>Erik Plantenberg</b>	<b>P</b>	<b>MLB</b>
1990	19	530	CAL	Brian Grebeck	SS	AAA
1990	35	944	TOR	Rusty Filter	p	A-
1990	41	1082	SLN	Andy Petersen	p	RK
1990	42	1104	SLN	Kevin Nielsen	p	A+
1989	16	405	TEX	Rob Brown	p	AAA
1989	20	505	BAL	David Riddle	p	A+
1989	20	524	CIN	Harry Henderson	1B	RK
1989	22	578	LAN	Billy Miller	OF	A+
1989	25	647	KCA	Kevin Nielsen **	p	A+
1989	34	889	DET	Kasey McKeon	C	A+
1989	38	998	OAK	Jim Gibbs	p	A
1989	40	1025	BAL	John Hemmerly	p	A-
<b>1988</b>	<b>8</b>	<b>188</b>	<b>SDN</b>	<b>Nikco Riesgo</b>	<b>3B-OF</b>	<b>MLB</b>
1988	13	327	CHA	Scott Middaugh	p	AA
1988	33	841	BAL	Jeff Champ	C	A+
1987	2	43	CAL	Mike Erb	P	AAA
1987	14	354	SDN	Rich Holsman	p	AA
1987	18	470	HOU	Doug Royalty	p	A
<b>1987</b>	<b>32</b>	<b>821</b>	<b>KCA</b>	<b>Jim Campbell</b>	<b>P</b>	<b>MLB</b>
1987	32	823	OAK	Bob Parry	OF	A+
1986	8	196	SDN	Tom LeVasseur	3B	AAA
1986	10	255	DET	Russ Elsberry	P	A-
1986	13	324	CHN	Steve Hill	2B	A+
1986	19	494	SLN	Scott Lawrence	p	A+
1986	29	714	SEA	Deron Johnson	1B	A
1986	29	715	CHN	Eric Woods	OF	A+
<b>1985</b>	<b>1</b>	<b>10</b>	<b>LAN</b>	<b>Chris Gwynn</b>	<b>OF</b>	<b>MLB</b>
1985	13	338	SDN	Bill Blount	p	AAA
1985	18	456	HOU	Tim Arnsberg	p	AA
1985	20	514	SLN	Rob Knowles	OF	A-
<b>1985</b>	<b>24</b>	<b>622</b>	<b>CHN</b>	<b>Mark Grace</b>	<b>1B</b>	<b>MLB</b>
1984	3	80	CHA	Kent Torve	3B-OF	AA
1984	4	99	ATL	Flavio Alfaro	SS	A+
1984	10	242	CAL	Terry Jones	OF-1B	AA
1984	26	646	SLN	Steve Barnard	C	A+
1984	28	680	CHN	Bill Blount **	p	AAA
1984	29	695	NYN	Lew Graham	OF	A-
1983	9	229	BOS	Chris Cannizzaro	2B	AAA
<b>1982</b>	<b>4</b>	<b>83</b>	<b>SDN</b>	<b>Mark Williamson</b>	<b>P</b>	<b>MLB</b>
1982	10	239	SDN	Rigo Rodriguez	3B	AA
1982	22	565	DET	Paul Sokolowski	1B	RK
1982	23	596	OAK	Tim Lambert	p	AAA
1982	25	624	SDN	Greg Crabb	p	A+
1982	26	649	SDN	Kevin Wiggins	OF	AAA
<b>1981</b>	<b>1</b>	<b>8</b>	<b>SLN</b>	<b>Bob Meacham</b>	<b>SS</b>	<b>MLB</b>
<b>1981</b>	<b>3</b>	<b>58</b>	<b>SDN</b>	<b>Tony Gwynn</b>	<b>OF</b>	<b>MLB</b>
1981	6	152	KCA	Nick Harsh	P	AA
1981	8	182	SEA	Vic Martin	1B-P	AAA
<b>1981</b>	<b>12</b>	<b>308</b>	<b>KCA</b>	<b>Mark Williamson</b>	<b>p</b>	<b>MLB</b>
1981	15	369	SDN	Steve Schefsky	p	AAA
1981	21	522	CAL	Mark Smelko	1B	A+
1981	24	618	HOU	Joe Ferrante	p	A+
1980	16	397	SFN	Ben Gallo	p	A+
1980	24	609	KCA	Al Romero **	OF	AAA
1979	13	314	NYN	Doug Elliott	2B	A-




Tony Gwynn



Mark Grace



Bud Black




Bob Meacham



# AZTECS IN THE PROS

Draft	Round	Pick	Team	Name	Pos.	HiLvl
1979	17	417	SEA	Bud Black	P	MLB
1979	24	601	HOU	Michael Finch	OF	A+
1979	25	625	HOU	Chris Jones	OF	MLB
1979	25	632	CAL	Paul Wirkus **	OF	A
1978	3	71	PIT	Pat Rubino	C	A
1978	15	375	HOU	Thad Troedson	p	AA
1978	25	597	TOR	Jimmie Ranson **	1B	NCAA
1977	4	93	MIN	Kevin McWhirter	OF	AA
1977	12	291	DET	Gary Armstrong	SS	AA
1977	30	704	PIT	Chick Valley	1B-p	AAA
1976	8	169	HOU	Dave Smith	P	MLB
1976	8	188	BAL	Kevin Kennedy	C	AAA
1976	20	457	HOU	Jeff Ellison	OF	AA
1975	12	287	BAL	Jim Skaalen	1B-3b	AA
1975	20	457	SDN	Kurt Wittmayer	SS	AA
1975	21	480	SDN	Greg Wilkes	p	AAA
1975	25	569	SDN	Marty French	p	AA
1974	12	278	MIN	John Helfrick	3B	
1974	16	361	SDN	Bill Delormier	p	
1973	6	129	KCA	Bob Kellison	OF	
1972	15	349	NYN	David Wiggins	OF	
1972	19	433	SDN	Marv Owen	OF	
1970	16	368	SDN	Doug Hunt	OF	
1968	4	76	MIN	Jim Nettles	OF	MLB
1968	7	155	SDN	Dave Robinson	OF	MLB
1968	48	883	KCA	Terry Schofield	C	
1966	21	405	CHN	Thomas Whelan	C-1B	
1966	34	658	LAN	James McCray	OF	
1966	45	765	SLN	Michael Steele	1B	
1965	4	74	MIN	Graig Nettles	3B	MLB
1965	35	636	NYN	Don Shaw	p	MLB




Dave Robinson



Mark Williamson



Graig Nettles



Jim Nettles

# AWARDS

## ALL-AMERICANS

### American Baseball Coaches Assn.

1979	Bobby Meacham, SS	3rd Team
1980	Tony Gwynn, OF	1st Team
1982	Chris Cannizzaro, 2B	2nd Team
1987	James Campbell, P	2nd Team
1987	Bob Parry, OF	3rd Team
1996	Travis Lee, 1B	1st Team
2002	Royce Ring, P	2nd Team
2009	Stephen Strasburg, P	1st Team
2009	Addison Reed, P	1st Team
2017	Tyler Adkison, OF	3rd Team
2017	Danny Sheehan, SS	3rd Team

### Sporting News

1981	Tony Gwynn, OF	3rd Team
1985	Chris Gwynn, OF	1st Team
1996	Travis Lee, 1B	1st Team

### Baseball America

1984	Chris Gwynn, OF	1st Team
1990	Eric Christopherson, C	3rd Team
1992	Benji Grigsby, P	2nd Team
1995	Travis Lee, 1B	1st Team
1996	Travis Lee, 1B	1st Team
2008	Stephen Strasburg, P	1st Team
2009	Stephen Strasburg, P	1st Team
2009	Addison Reed, P	2nd Team
2014	Ty France, 3B	3rd Team

### Collegiate Baseball (Louisville Slugger)

2002	Royce Ring, P	3rd Team
2008	Stephen Strasburg, P	1st Team
2009	Stephen Strasburg, P	1st Team
2009	Addison Reed, P	1st Team
2014	Michael Cederoth, P	1st Team
2017	Danny Sheehan, SS	3rd Team

### NCBWA

2008	Stephen Strasburg, P	1st Team
2009	Stephen Strasburg, P	1st Team
2009	Addison Reed, P	1st Team
2014	Michael Cederoth, P	2nd Team

### Rivals.com

2008	Stephen Strasburg, P	1st Team
2009	Stephen Strasburg, P	1st Team

### Ping Baseball

2008	Stephen Strasburg, P	1st Team
2008	Stephen Strasburg, P	1st Team
2009	Addison Reed, P	1st Team

## FRESHMAN ALL-AMERICANS

### Baseball America

1986	Nikko Riesgo, 3B	1st Team
1994	Travis Lee, 1B	1st Team
1998	Robert Womack, OF	1st Team
2004	Brock Ungricht, DH	2nd Team
2007	Stephen Strasburg, RHP	1st Team
2013	Ty France, 3B	2nd Team
2018	Casey Schmitt, IF/RHP	1st Team

### Collegiate Baseball

1994	Kalin Foulds, 2B	1st Team
1994	Travis Lee, 1B	H.M.
1998	Robert Womack, OF	1st Team
2000	Rory Shortell, P-SS	H.M.
2001	Anthony Gwynn, OF	H.M.
2001	Mike Moat, P	H.M.
2002	Jake McLintock, OF	1st Team
2004	Brock Ungricht, DH	1st Team
2011	Cody Smith, OF	1st Team
2011	Cole Swanson, LHP	1st Team
2013	Bubba Derby, RHP	1st Team
2015	Chase Calabuig, OF	1st Team
2018	Casey Schmitt, IF/RHP	1st Team

### Ping

2007	Stephen Strasburg, RHP	1st Team
2008	Addison Reed, RHP	H.M.
2009	Brandon Meredith, 1B	3rd Team

## ALL-DISTRICT/REGION

1976	Gary Armstrong, SS	West 1st Team
1977	Kevin McWhirter, OF	District 8 1st Team
1979	Bobby Meacham, SS	District 8 1st Team
1981	Tony Gwynn, OF	District IX 1st Team
1982	Chris Cannizzaro, 2B	District IX 1st Team
1983	Kerwin Danley, OF	District IX 1st Team
1984	Chris Gwynn, OF	District IX 1st Team
	Terry Jones, 1B	District IX 1st Team
	Kirk Hansell, 2B	District IX 1st Team

Flavio Alfaro, SS	District IX 2nd Team
Bill Blount, P	District IX 2nd Team

1985	Chris Gwynn, OF	District IX 1st Team
------	-----------------	----------------------

1986	Mike Erb, P	District IX 1st Team
	Eric Woods, OF	District IX 2nd Team
	Nikko Riesgo, DH	District IX 2nd Team

1987	Bob Parry, OF	Region 8 1st Team
	James Campbell, P	Region 8 2nd Team

1988	John Marshall, P	Region IX 1st Team
	Steve Montejano, SS	Region IX 1st Team
	Jeff Barry, OF	Region IX 2nd Team
	Lance Pinnell, 3B	Region IX 2nd Team
	Rob Brown, P	Region IX 2nd Team

1989	Jeff Barry, OF	Region IX 2nd Team
------	----------------	--------------------

1990	Kurt Archer, P	Region VII 1st Team
	Jeff Barry, OF	Region VII 1st Team
	Brian Grebeck, SS	Region VII 1st Team
	Scott Dennison, 2B	Region VII 2nd Team
	Anthony Johnson, 3B	Region VII 2nd Team

1991	Derek Vinyard, OF	Region IX 1st Team
	Scott Dennison, 2B	Region IX 2nd Team

1992	Rick Navarro, P	Region IX 1st Team
	Benji Grigsby, P	Region IX 1st Team
	Steve Dietz, SS	Region IX 1st Team
	Derek Vinyard, OF	Region IX 1st Team
	Brad Gennaro, OF	Region IX 2nd Team

1993	Pat Mummy, 2B	District 9 2nd Team
	Steve Dietz, SS	District 9 2nd Team
	Rich Juarez, P	District 9 2nd Team

1995	Travis Lee, 1B	District 8 1st Team
	Tony Zaragoza, SS	District 8 2nd Team

# AWARDS

1996  
Travis Lee, 1B  
Region 8 1st Team

2001  
Royce Ring, P  
West Reg. 1st Team

2002  
Royce Ring, P  
West Reg. 1st Team  
Taber Lee, SS  
West Reg. 2nd Team

2005  
Quintin Berry, OF  
West Reg. 2nd Team

2008  
Stephen Strasburg, P  
West. Reg. 1st Team  
Troy Hanzawa, SS  
West. Reg. 2nd Team

2009  
Stephen Strasburg, P  
West Reg. 1st Team  
Addison Reed, P  
West Reg. 1st Team

2014  
Brad Haynal, C  
West Reg. 1st Team  
Michael Cederoth, P  
West Reg. 2nd Team

2015  
Bubba Derby, P  
West Reg 2nd Team  
Steve Pallares, 1B  
West Reg 2nd team  
Seby Zavala, C  
West Reg 2nd Team

2017  
Tyler Adkison, OF  
West Reg 1st Team  
Danny Sheehan, SS  
West Reg 1st Team

## All-Southern California Intercollegiate Athletic Association

1936 First Team Al Churchman, P  
First Team Glen Garbani, SS  
First Team Bill Larson, OF

1937 First Team Frank Galindo, P  
First Team T.S. Walker, P  
First Team Walt Sefton, 1B  
First Team Reed Hastings, OF  
First Team Hideo Higashi, UT

1938 First Team T.S. Walker, P  
First Team Frank Galindo, C  
First Team Walt Sefton, 1B  
First Team Bob Ford, 2B  
First Team Eddie Priesler, OF  
First Team Reed Hastings, OF

1939 First Team Buss DeVolder, P  
First Team Eddie Priesler, OF

## All-California Collegiate Athletic Association

1940 First Team Bob Thomas, C  
Second Team Jerry Davison, OF

1941 First Team Hal Webster, OF  
First Team Bill Nettles, P  
First Team Bob Thomas, C  
First Team Jack Maupin, IF  
First Team Remo Sabatini, IF  
Second Team Jerry Davison, C

1942 First Team Nick Ellis, P  
First Team Jim Wilson, P  
First Team John Ritchey, C  
First Team Dick Mitchell, 1B  
First Team Bob Menke, 2B  
First Team Johnny Peters, SS  
First Team Jack Maupin, 3B  
First Team Hal Summers, OF  
Second Team Jerry Davison, C-OF

1946 First Team Jim Gleason, P  
First Team John Ritchey, C  
First Team Phil Seewald, P  
First Team Mickey Aguirre, CF

1947 First Team Jim Gleason, P  
First Team Earle Brucker, C  
First Team Fred Pierce, OF  
Second Team Mickey Aguirre, 2B  
Second Team Bob Kennedy, SS  
Second Team Bill Ruzich, P

1948 First Team Bob Kennedy, SS  
First Team Earle Brucker, C  
First Team Bill Ruzich, P  
First Team Hal Abbott, UT  
Second Team Jim Kennedy, OF

1949 Second Team Willie Steele, 1B  
Second Team Don Smith, 2B  
Second Team Fred Pierce, OF  
Second Team Dick Barnes, P  
Second Team Bill Ruzich, P

1950 First Team Bob Nelson, 1B  
First Team Dick Barnes, P  
Second Team Jim Bass, OF  
Second Team Bill Ruzich, P

1951 First Team Art Preston, RF  
Second Team Eddie Thile, 1B  
Second Team Jim Poole, P  
Second Team Bert Grigsby, P  
Second Team Jim Jackson, UT

1953 First Team Ed Thile, 1B  
First Team Bob Johnson, 3B  
First Team Walt Haase, OF  
Second Team Jim Poole, P  
Second Team Noel Mickelsen, P

1955 First Team William Lachemann, C  
First Team Noel Mickelsen, P  
First Team Dick North, 2B

1956 First Team Mike Brown, OF  
First Team Jim Pyles, 3B  
First Team Noel Mickelsen, P  
Second Team Dave Cavallin, P  
Second Team Butch Marliani, 1B  
Second Team Dick Warren, SS  
Second Team Dick Pomeroy, OF

1957 First Team Tom Rinks, 3B  
First Team Rowland Hill, OF  
Second Team Dave Cavallin, P

1958 First Team Rowland Hill, P  
First Team Tom Rinks, 3B  
First Team Dave Cavallin, P  
Second Team Gerald Wayt, OF  
Second Team Jerry Smith, 1B  
Second Team Art Flaming, C

1959 First Team Jerry Smith, 1B  
First Team Gerald Wayt, OF  
First Team Robert Imlay, P  
Second Team Art Flaming, C  
Second Team Marty Nellis, SS

1960 First Team Dick Saloman, CF  
First Team Tom Biscotti, P  
First Team Bob Imlay, UT  
Second Team Rick Sutherland, SS  
Second Team Dennis Rickards, LF

1961 First Team Dick Saloman, RF  
Second Team Dennis Rickards, LF  
Second Team Tom Biscotti, P  
Second Team Jerry Stryker, UT

1962 Second Team Jerry Stryker, 1B  
Second Team Burt Swaim, 2B  
Second Team Butch Rickards, OF  
Second Team Dick Saloman, OF  
Second Team Bob Steele, C

1963 First Team Dave Flesner, 1B  
First Team Bob Estavillo, OF  
First Team Stan Michaels, P  
Second Team Tony Carrasco, OF

1964 First Team Craig Nettles, SS  
Second Team Bob Estavillo, OF

1965 First Team Graig Nettles, SS  
First Team Mike Steele, 3B  
First Team Tom Whelan, OF

1966 First Team Dick Eveleth, 2B  
First Team Jim Rupe, OF  
Second Team Bob Cluck, P

1967 First Team Mike Everett, OF  
First Team Dave Robinson, OF  
First Team Bob Cluck, P



# AWARDS

	First Team	Ron Dargo, P
	First Team	Rick Eveleth, 2B
	Second Team	Bob Conen, 1B
	Second Team	Jim Nettles, OF
1968	First Team	Paul Zetts, SS
	First Team	Dave Robinson, OF

## All-Pacific Coast Athletic Association

1970	First Team	Doug Hunt, OF
	First Team	Mike Gallagher, C
	First Team	Casey Fulcher, P
	Second Team	Moses Hidalgo, UT
	Second Team	John Andrews, P
1971	First Team	Ron Layton, UT
	Second Team	Brad Cutler, P
	Second Team	Larry Luxemburg, P
1972	Second Team	Ron Weyand, OF
1973	First Team	Bob Kellison, OF
	Second Team	Ray Cocco, 2B
	Second Team	Stan DeKoven, 3B
	Second Team	Billy Getz, OF
1974	First Team	Jim Skaalen, 1B
	First Team	John Helfrick, 3B
	First Team	Billy Getz, OF
	Second Team	Kurt Wittmayer, SS
	Second Team	Bob Gale, C
	Second Team	Bill deLorimer, P
	Second Team	Greg Wilkes, P
1975	First Team	Kurt Wittmayer, SS
	First Team	Gary Armstrong, 3B
	Second Team	Kevin Kennedy, C
	Second Team	Marty French, P
1976	First Team	Gary Armstrong, SS
	First Team	Chick Valley, P
	Second Team	Kevin Kennedy, C
	Second Team	Chick Valley, 1B
	Second Team	Henry Macias, OF
	Second Team	Dave Smith, P

## All-Southern California Collegiate Baseball Assn.

1977	First Team	Kevin McWhirter, OF
	First Team	Chick Valley, P
	Second Team	Jeff Doyle, OF
	Second Team	Scott Davis, P
1978	First Team	Jeff Doyle, OF
	First Team	Pat Rubino, C
	Second Team	Tony Camara, 1B
	Second Team	Doug Elliott, 3B
	Second Team	Bruce Schiff, 2B

## All-Western Athletic Conference

1979	First Team	Bobby Meacham, IF
	First Team	Monte McAbee, OF
	First Team	Curtis Burkhead, P
1980	First Team	Bobby Meacham, IF
	First Team	Al Romero, DH
1981	First Team	Bobby Meacham, IF
	First Team	Al Newman, IF
	First Team	Tony Gwynn, OF
	First Team	Nick Harsh, P
	First Team	Al Romero, DH
1982	First Team	Chris Cannizzaro, IF
	First Team	Rick Barlow, OF
	First Team	Mark Williamson, P
1983	First Team	Chris Cannizzaro, IF
	First Team	Kerwin Danley, OF
	First Team	Bill Blount, P
1984	First Team	Terry Jones, 1B
	First Team	Flavio Alfaro, IF
	First Team	Chris Gwynn, OF
1986	First Team	Mike Erb, P
	First Team	Matt Haar, P
	First Team	Nikco Riesgo, OF
1987	First Team	James Campbell, P
	First Team	Bob Parry, OF
	Second Team	Mike Erb, P
	Second Team	Nikco Riesgo, 3B
1988	First Team	Steve Montejano, SS
	First Team	Jeff Barry, OF
	First Team	Rob Brown, P
	Second Team	Billy Miller, OF
	Second Team	Lance Pinnell, 3B
1989	First Team	Lance Pinnell, 3B
	First Team	Billy Miller, OF
	First Team	Rob Brown, P
	Second Team	Jeff Barry, OF
1990	First Team	Brian Grebeck, SS
	First Team	Jeff Barry, OF
	First Team	Kurt Archer, P
	First Team	Eric Christopherson, DH
	Second Team	Scott Dennison, 2B
	Second Team	Anthony Johnson, SS
	Second Team	Andy Petersen, P
1991	First Team	Scott Dennison, 2B
	First Team	Rick Navarro, P
	Second Team	Derek Vinyard, OF
	Second Team	Bill Dunkel, OF
1992	First Team	Derek Vinyard, OF
	First Team	Benji Grigsby, P
	First Team	Brad Gennaro, DH
	First Team	Steve Dietz, SS
	Second Team	Rick Navarro, P

1993	First Team	Pat Mummy, 2B
	First Team	Heath Hayes, 3B
	First Team	Rich Juarez, P
1994	First Team	Kalin Foulds, 2B
	First Team	Tony Zaragoza, SS
	First Team	Jeff DaVanon, OF
	First Team	Heath Hayes, P
1995	First Team	Travis Lee, 1B
	First Team	Tony Zaragoza, SS
	First Team	David Sanchez, OF
1996	First Team	Travis Lee, 1B
1997	Second Team	Andy Bevins, OF
	Second Team	Alex Pelaez, 3B
	Second Team	Chad Wanders, P
	Second Team	Jeff Dufek, P
1998	First Team	Damien Kolb, OF
	Second Team	Alex Pelaez, 3B
	Second Team	Chad Wanders, P

## All-Mountain West Conference

2000	First Team	Matt Ricardy, 2B
	First Team	Brandon Rogers, C
	Second Team	Billy Montgomery, OF
2001	First Team	Taber Lee, SS
	First Team	Andy Litteral, OF
	First Team	Marcos Mendoza, P
	First Team	Royce Ring, P
	Second Team	Sean Pierce, OF
	Second Team	Carlo Cota, 2B
	Second Team	Rory Shortell, P
2002	First Team	Taber Lee, SS
	First Team	Brian Manfred, C
	First Team	Chris Dunwell, P
	First Team	Rory Shortell, P
	First Team	Royce Ring, P
	Second Team	Jake McLintock, OF
2003	First Team	Josh Allen, C
	First Team	Anthony Gwynn, OF
	Second Team	Drew Jenson, P
2004	First Team	Landon Burt, OF
	First Team	Rielly Embrey, 1B
	First Team	James Guerrero, SS
	First Team	Daryl Harang, P
	First Team	Drew Jenson, P
	First Team	Jake McLintock, OF
	First Team	Ryan Schroyer, P
	First Team	Scott Shoemaker, P
	First Team	Jordan Swaydan, C
	First Team	Brock Ungricht, DH
2005	First Team	Quintin Berry, OF

# AWARDS

2006  
 First Team Bruce Billings, P  
 First Team James Guerrero, SS  
 First Team Alex Hinshaw, P  
 First Team Jake McLintock, OF  
 First Team Jordan Swaydan, C  
 First Team Lance Zawadzki, 3B  
 First Team Bruce Billings, P  
 Second Team Quintin Berry, OF  
 Second Team Justin Masterson, P  
 2007  
 First Team Nick Romero, 2B  
 Second Team Nick Romero, 3B  
 Second Team Bruce Billings, P  
 Second Team Brandon Glover, OF  
 Second Team Troy Hanzawa, SS  
 Second Team Frank LoNigro, C  
 Second Team Stephen Strasburg, P  
 2008  
 First Team Troy Hanzawa, SS  
 First Team Nick Romero, 3B  
 First Team Stephen Strasburg, P  
 Second Team Pat Colwell, OF  
 Second Team Shane Kaufman, P  
 2009  
 First Team Addison Reed, P  
 First Team Stephen Strasburg, P  
 First Team Cory Vaughn, OF  
 Second Team Erik Castro, DH/UT  
 Second Team Tyler Lavigne, P  
 2010  
 First Team Brandon Meredith, OF  
 Second Team Mitch Blackburn, 2B  
 Second Team Addison Reed, P  
 Second Team Cory Vaughn, OF  
 2011  
 Second Team Brandon Meredith, 1B  
 Second Team Cody Smith, OF  
 Second Team Cole Swanson, P  
 Second Team Chris Wilson, OF  
 2013  
 First Team Ryan Doran, RHP  
 First Team Tim Zier, 2B  
 Second Team Michael Cederoth, RHP  
 Second Team Bubba Derby, RHP  
 Second Team Ryan Muno, 1B  
 Second Team Jake Romanski, C  
 2014  
 First Team Michael Cederoth, RHP  
 First Team Bubba Derby, RHP  
 First Team Ty France, 3B  
 First Team Tim Zier, 2B  
 Second Team Brad Haynal, C  
 2015  
 First Team Bubba Derby, RHP  
 First Team Ty France, 3B  
 First Team Danny Sheehan, SS  
 First Team Mark Seyler, RHP  
 Second Team Chase Calabuig, OF  
 Second Team Steve Pallares, DH  
 Second Team Seby Zavala, C  
 2016  
 Second Team Domninic Purpura, LHP

2017  
 Second Team Justin Wylie, 2B  
 First Team Brett Seeburger, LHP  
 First Team Danny Sheehan, SS  
 First Team Tyler Adksion, OF  
 First Team Dominic Pupura, LHP  
 Second Team David Hensley, UTIL  
 Second Team Alan Trejo, 2B  
 2018  
 First Team Chase Calabuig, OF  
 First Team Jordan Verdon, 1B  
 First Team Garrett Hill, RHP  
 Second Team Jacob Erickson, LHP  
 Second Team Chad Bible, DH  
 Second Team Julian Escobedo, OF

## Team Most Valuable Player

1958 Tommy Rinks, 3B  
 1959 Jerry Smith, 1B  
 1960 Bob Imlay, RHP  
 1961 Dennis Rickards, OF  
 1962 Burt Swaim, 2B  
 1963 Dave Flesner, 1B  
 1964 Graig Nettles, SS  
 1965 Graig Nettles, SS; Tom Whelan, C  
 1966 Mike Steele, 1B; Jim Rupe, OF  
 1967 Bob Cluck, P; Dave Robinson, OF  
 1968 Dave Robinson, OF  
 1969 Tommy Kam, 1B  
 1970 Doug Hunt, IF  
 1971 Ron Layton, 2B  
 1972 Larry Luxemburg, RHP  
 1973 Bob Kellison, OF  
 1974 John Helfrick, 3B  
 1975 Kurt Wittmayer, SS  
 1976 Kevin Kennedy, C  
 1977 Chick Valley, P-1B  
 1978 Jeff Doyle, OF  
 1979 Chris Jones, OF  
 1980 Al Romero, C-DH  
 1981 Bobby Meacham, SS  
 1982 Mark Williamson, RHP  
 1983 Kerwin Danley, OF  
 1984 Flavio Alfaro, SS  
 1985 Mark Grace, 1B  
 1986 Eric Woods, OF; Steve Montejano, SS  
 1987 Bob Parry, OF  
 1988 Steve Montejano, SS  
 1989 Rob Brown, P  
 1990 Eric Christopherson, C  
 1991 Bill Dunckel, OF; Scott Dennison, 2B  
 1992 Steve Dietz, 2B  
 1993 Steve Dietz, SS; Pat Mummy, 2B  
 1994 Heath Hayes, 3B/RHP  
 1995 Brian Kooiman, 3B

1996 Travis Lee, 1B  
 1997 Jason Phillips, C  
 1998 Kalin Foulds, 2B; Alex Pelaez, 3B  
 1999 Paul Lockhart, OF  
 2000 Brandon Rogers, C  
 2001 Brian Manfred, C  
 2002 Royce Ring, RHP  
 2003 Anthony Gwynn, OF  
 2004 Rielly Embrey, 1B  
 2005 James Guerrero, SS  
 2006 Paul Smyth, OF  
 2007 Stephen Strasburg, RHP  
 2008 Stephen Strasburg, RHP  
 2009 Stephen Strasburg, RHP  
 2010 Brandon Meredith, OF  
 2011 Jomel Torres, 1B  
 2012 Greg Allen, OF  
 2013 Tim Zier, 2B  
 2014 Michael Cederoth, RHP  
 2015 Steven Pallares, 1B; Seby Zavala, C  
 2016 Alan Trejo, SS; Justin Wylie, 2B  
 2017 Tyler Adkison, OF  
 2018 Jordan Verdon, 1B

## Team Most Valuable Pitcher

1980 Vic Martin, RHP  
 1981 Nick Harsh, RHP  
 1982 Mark Williamson, RHP  
 1983 Bill Blount, LHP  
 1984 Phil Torres, LHP  
 1985 Mike Erb, RHP  
 1986 Scott Lawrence, RHP  
 1987 James Campbell, LHP  
 1988 John Marshall, RHP  
 1989 Rob Brown, RHP  
 1990 Kurt Archer, RHP; Andy Petersen, RHP  
 1991 Rick Navarro, LHP  
 1992 Rick Navarro, LHP; Benji Grigsby, RHP  
 1993 Richie Juarez, LHP  
 1994 Heath Hayes, RHP  
 1995 Adam Virchis, RHP  
 1996 Brian Scott, RHP  
 1997 Chad Wanders, RHP; Brian Scott, RHP  
 1998 Chad Wanders, RHP  
 1999 Aaron Harang, RHP  
 2000 Chris Hartshorn, RHP  
 2001 Marcos Mendoza, LHP  
 2002 Royce Ring, LHP  
 2003 Drew Jenson, LHP  
 2004 Ryan Schroyer; Scott Shoemaker, RHP  
 2005 Bruce Billings, RHP  
 2006 Justin Masterson, RHP  
 2007 Stephen Strasburg, RHP

# AWARDS

2008 Stephen Strasburg, RHP  
2009 Stephen Strasburg, RHP  
2010 Addison Reed, RHP  
2011 Cole Swanson, LHP  
2012 Ryan Doran, RHP; Justin Hepner, RHP  
2013 Ryan Doran, RHP  
2014 Bubba Derby, RHP; Michael Cederoth, RHP  
2015 Bubba Derby, RHP; Mark Seyler, RHP  
2016 Dominic Purpura, LHP  
2017 Brett Seeburger, LHP  
2018 Garrett Hill, RHP

## Team Most Valuable Offensive

1983 Terry Jones, 1B  
1984 Chris Gwynn, OF  
1985 Mark Grace, 1B  
1986 Bob Parry, OF  
1987 Bob Parry, OF  
1988 Steve Montejano, SS  
1989 Harry Henderson, 1B  
1990 Scott Dennison, 2B  
1991 Derek Vinyard, OF  
1992 Steve Dietz, 2B  
1993 Pat Mummy, 2B  
1994 Jeff DaVanon, OF  
1995 Tony Zaragoza, SS  
1996 Travis Lee, 1B  
1997 Andy Bevins, OF  
1998 Kalin Foulds, 2B; Alex Pelaez, 3B  
1999 Paul Lockhart, OF  
2000 Paul Lockhart, OF  
2001 Carlo Cota, 2B  
2002 Jake McLintock, OF  
2003 Anthony Gwynn, OF  
2004 Brock Ungricht, C/DH  
2005 Quintin Berry, OF  
2006 Paul Smyth, OF  
2007 Nick Romero, 3B  
2008 Nick Romero, 3B  
2009 Erik Castro, 3B/C  
2010 Cory Vaughn, OF  
2011 Cody Smith, OF  
2012 Tim Zier, 2B  
2013 Tim Zier, 2B  
2014 Ty France, 3B  
2015 Steven Pallares, 1B  
2016 Tyler Adkison, OF  
2017 Danny Sheehan, SS  
2018 Chase Calabuig, OF

## Team Most Valuable Defensive

1983 Joe Holvey, 3B  
1984 Steve Hill, 2B

1985 Mark Grace, 1B  
1986 Tom LeVasseur, 3B  
1987 Bob Parry, OF  
1988 Harry Henderson, 1B  
1989 None Named  
1990 Eric Christopherson, C  
1991 Steve Dietz, SS  
1992 Rick Page, C  
1993 Steve Dietz, SS-2B  
1994 Tony Zaragoza, SS  
1995 Brian Kooiman, 3B  
1996 Jason Phillips, C  
1997 Alex Pelaez, 3B  
1998 Alex Pelaez, 3B  
1999 Brandon Rogers, C  
2000 Matt Ricardy, 2B  
2001 Anthony Gwynn, OF  
2002 Jon Stephens, 1B  
2003 Anthony Gwynn, OF  
2004 Landon Burt, OF  
2005 Jake McLintock, OF  
2006 Quintin Berry, OF; Jordan Swaydan, C  
2007 Troy Hanzawa, SS  
2008 Troy Hanzawa, SS  
2009 Mitch Blackburn, 2B  
2010 Mitch Blackburn, 2B  
2011 Brandon Meredith, 1B  
2012 Greg Allen, OF  
2013 Greg Allen, OF  
2014 Evan Potter, SS  
2015 Danny Sheehan, SS  
2016 Jordan Verdon, 1B-3B  
2017 Jordan Verdon, 1B  
2018 Julian Escobedo, CF



# RECORDS

## Individual Batting

<u>Games</u>	
Season	90 by Rigo Rodriguez, 1982 *
Career	225 by Jake McLintock, 2002-05
<u>At Bats</u>	
Game	8 by many Last time by Brad Haynal, Ryan Muno, Danny Sheen, Tim Zier at UNLV, 4/19/13
Season	358 by Chris Gwynn, 1984
Career	843 by Jake McLintock, 2002-05
<u>Runs</u>	
Game	6 by Frank LoNigro vs. AF, 4/22/07; Quintin Berry at Air Force, 5/5/06; Lance Zawadzki at Air Force, 5/5/06, Quintin Berry vs. Air Force, 5/24/06; Rick Sutherland vs. Westmont, 3/28/59 Al Fodor vs. Camp Stoneman, 4/2/50 Art Preston vs. Westmont, 3/30/50
Season	95 by Chris Gwynn, 1984
Career	214 by Bobby Meacham, 1979-81
<u>Hits</u>	
Game	7 by Lance Zawadzki vs. Air Force, 5/5/06
Season	137 by Chris Gwynn, 1984
Career	281 by Jake McLintock, 2002-05

### Season Batting Average

100-149 AB	.477 by Art Preston, 1952
150-199 AB	.417 by Bob Parry, 1987
200-249 AB	.419 by Quintin Berry, 2005
250+ AB	.399 by Kerwin Danley, 1983

### Career Batting Average

250-349 AB	.403 by Jerry Davison, 1940-42, 47
350-449 AB	.431 by Art Preston, 1950-52
450+ AB	.384 by Terry Jones, 1983-84

### Total Bases

Season	243 by Chris Gwynn, 1984
Career	411 by Jake McLintock, 2002-05

### Doubles

Game	4, by Evan Potter vs. Santa Clara, 3/25/14, 4/7/12
Season	31 by Terry Jones, 1984; Chris Gwynn, 1984
Career	54 by Chris Gwynn, 1983-85 Terry Jones, 1983-84

### Triples

Game	2, last time by James Guerrero vs. New Mexico, 4/9/05
Season	10 by Nikco Riesgo, 1987; Chris Gwynn, 1984
Career	16 by James Guerrero, 2003-05

### Home Runs

Game	3 by Javier Ramos at AF, 3/21/99; Brad Gennaro at Air Force, 4/4/92
Season	19 by Chris Gwynn, 1984 Pat Rubino, 1978
Career	28 by Curt Mendoza, 2003-06; Paul Lockhart, 1997-2000

### Runs Batted In

Game	8 by Jason Phillips vs. CS Northridge, 5/12/95; Phil Woolsey vs. Masters, 4/29/86 Karl Goodwalt vs. Camp Stoneman, 4/2/50
Season	95 by Chris Gwynn, 1984
Career	178 by Jake McLintock, 2002-05

### Stolen Bases

Game	5 by Bob Parry vs. Colorado State, 4/15/87; Mark Lessel vs. Hawaii, 5/8/83 Al Newman vs. UTEP, 4/9/81
Season	58 by Kalin Foulds, 1998
Career	132 by Kalin Foulds, 1994-96, 98

### Walks

Game	6 by Steve Vickery vs. California, 3/27/74
Season	83 by Chris Canizzarro, 1983
Career	169 by Chris Canizzarro, 1981-83

### Hit by Pitch

Game	3 by Ty France vs. Long Beach State, 5/6/14; Landon Burt vs. Utah, 3/14/03
Season	20 by Ty France, 2015
Career	48 by Ty France, 2013-15

### Sacrifice Bunts

Game	3 by Chase Calabuig vs. UNM, 5/24/15 Evan Potter vs. St. Mary's, 3/11/12; Brian Manfred vs. Utah, 3/5/01
Season	14 by Danny Sheehan, 2015 Evan Potter, 2013; Steve Boucher, 1990
Career	31 by Steve Dietz, 1990-93

### Sacrifice Flies

Game	2 by several; last time by Alan Trejo vs. CSU Fullerton, 5/3/16
Season	10 by Kerwin Danley, 1983
Career	18 by Jake McLintock, 2002-05

### Consecutive Hits

Season	10 by Tyler Adkison, 2017 Tony Camara, 1978
--------	--

### Hitting Streak

Single Season	28 games by Derek Vinyard, April 2 - May 13, 1991; Steve Dietz, April 4 - May 15, 1992
Two Seasons	30 games by Steve Dietz, April 4, 1992 - Jan. 29, 1993

### Consecutive Times On Base

Season	15 by Tyler Adkison, 2017
--------	---------------------------

## Individual Pitching

### Appearances

Season	41 by Mark Williamson, 1982
Career	106 by Kevin Piper, 1982-85

### Innings Pitched

Game	15 by Marty French vs. Fresno State, 5/10/75; Jim Poole vs. Seattle, 5/30/53
Season	146 by Al Churchman, 1936
Career	343 by Bill Blount, 1982-85

### Victories

Season	13 by Stephen Strasburg, 2009 13 by Bill Blount, 1983
Career	32 by Bill Blount, 1982-85

### Most Complete Games (since 1960)

Season	11 by Rob Brown, 1989
Career	17 by Rob Brown, 1988-89; Norm Marr, 1962-64

### Most Shutouts

Season	3 by Andy Petersen, 1990; Rob Brown, 1989; Bill Blount, 1984; Tim Arnsberg, 1984
Career	5 by Rob Brown, 1988-89; Bill Blount, 1982-85

### Most Saves

Season	20 by Addison Reed, 2009
Career	26 by Royce Ring, 2000-02

# RECORDS

## Best Record

Season 10-0 by Curtis Burkhead, 1979

## Season Earned Run Average

50-75 I 1.37 by Rick Navarro, 1992

75-100 IP 1.54 by Scott Simon, 1968

100+ IP 1.32 by Stephen Strasburg, 2009

## Career Earned Run Average

125-200 IP 1.72 by Mark Williamson, 1981-82

201+ IP 1.59 by Stephen Strasburg, 2007-09

## Strikeouts

Game 23 by Stephen Strasburg vs. Utah, 4/11/08

Season 195 by Stephen Strasburg, 2009

Career 375 by Stephen Strasburg, 2007-09

## Most Runs Allowed

Season 106 by Jeremy Cook, 1999

## Fewest Runs Allowed

Season 14 by Mark Williamson, 1981 (53.1 IP)

## Most Earned Runs Allowed

Game 13 by Marty French vs. Arizona, 3/15/74

Season 72 by Jeremy Cook, 1999 (108.2)

## Fewest Earned Runs (Min. 50 IP)

Season 10 by Mark Williamson, 1981 (53.1 IP)

## Most Hits Allowed

Game 17 by John Lippert vs. Long Beach State, 4/30/65

Season 137 by Al Churchman, 1936

## Fewest Hits Allowed (Min. 50 IP)

Season 33 by Bob Rands, 1965 (55 IP)

## Most Walks Allowed

Game 10 by Erik Plantenberg vs. Temple, 3/8/88; by David Provencher vs. Washington State, 3/31/84

Season 77 by Bert Grigsby, 1951

## Fewest Walks Allowed (Min. 50 IP)

Season 12 by Jon Berger, 2009 (88 IP)

12 by Brad Cutler, 1971 (58 IP)

## Most Hit Batters

Game 5 by Chris Dunwell vs. Gonzaga, 2/24/01

Season 16 by Justin Masterson, 2006;

Rory Shortell, 2002

Career 34 by Rory Shortell, 2000-02

## **Team Batting**

### Games Played

Season 91 by 1982 team \*

### At Bats

Game 65 at UNLV, 4/19/13

Season 2998 by 1984 team

### Runs

Game Div. I — 36 at Air Force, 5/5/06

Season 708 by 1984 team

### Hits

Game 29 vs. Air Force, 4/22/07

29 vs. Colorado State, 5/6/90

Season 996 by 1984 team

### Doubles

Game 8 at Air Force, 3/22/03;

vs. Air Force 5/13/90;

vs. Wyoming, 4/30/87; vs. Utah, 5/17/88

Season 196 by 1984 team

### Triples

Game 5 vs. Point Loma, 2/10/87,

vs. Western New Mexico, 3/18/84

Season 37 by 1981 team

### Home Runs

Game 6 at Air Force, 5/5/06;

at Brigham Young, 4/16/99

Season 85 by 1984 team

### Runs Batted In

Game 34 at Air Force, 5/5/06

Season 629 by 1984 team

### Stolen Bases

Game 14 vs. Colorado State, 3/2/87

Season 238 by 1983 team

### Total Bases

Season 1517 by 1984 team

### Walks

Season 464 by 1983 team

### Hit By Pitch

Season 73 by 2006 team

## Strikeouts

Season 467 by 1982 team

## Batting Average

Season .336 by 1998 team

## Sacrifice Bunts

Season 77 by 1991 team

## Winning Streak

24 games from April 10 to May 3, 1983

## **Team Pitching**

### Innings Pitched

Game 17 at UNLV, 4/19/13;

vs. Loyola Marymount, 3/1/85;

vs. CS Northridge, 2/21/72

Season 756 by 1982 team \*

### Most Strikeouts (Div. I)

Season 581 by 1997 team (64 games)

### Most Walks (Div. I)

Season 414 by 1982 team (91 games)

### Earned Run Average (Div. I)

Season 2.53 by 1972 team (55 games)

### Consecutive Shutout Innings

Season 30 by 1977 team

## **Team Defense**

### Putouts

Season 2268 by 1982 team \*

### Assists

Season 1119 by 1984 team

### Errors

Season 144 by 1987 team

### Fielding Chances

Season 3504 by 1984 team

### Fielding Percentage

Season .979 by 2017 team

\* NCAA Record

(Terry Jones also set an NCAA record with 793 putouts in 1984)

# YEAR-BY-YEAR BATTING

Year	G	Avg	AB	R	H	2B	3B	HR	RBI	SLG	BB	K	SH	SF	SB	PO	A	E	FPCT
1936	26	.305	714	165	218	21	5	6	153	.374	80	115	7	-	35	469	142	60	.911
1937	29	.266	842	166	236	27	8	12	137	.374	94	143	33	-	76	642	260	74	.924
1938	31	.317	1011	259	320	36	15	17	193	.432	127	149	29	-	41	730	319	89	.931
1939	22	.293	998	205	292	-	-	-	182	-	119	147	-	-	-	-	-	-	-
1940	27	.295	907	153	268	30	4	10	137	.370	99	95	35	-	70	712	271	63	.940
1941	24	.253	772	116	196	16	8	8	97	.326	92	106	19	-	20	584	213	33	.960
1942	24	.293	837	186	245	25	16	8	146	.389	111	124	20	-	48	593	215	52	.940
1946	39	.278	1250	274	347	42	27	16	239	.393	236	210	44	-	81	936	388	76	.947
1947	33	.291	977	233	287	38	23	13	199	.420	200	145	28	-	42	825	348	72	.942
1948	29	.284	920	179	261	29	18	15	135	.403	130	134	20	-	29	807	362	92	.927
1949	36	.275	1172	193	322	25	23	8	165	.356	152	173	38	-	50	915	380	121	.915
1950	35	.284	1058	225	302	47	9	15	177	.389	159	177	24	-	40	845	401	139	.900
1951	33	.302	1149	266	347	45	24	17	250	.427	180	168	24	-	43	866	354	111	.917
1952	35	.284	1029	198	292	36	18	8	160	.377	209	133	21	-	36	879	385	98	.928
1953	39	.268	1350	241	362	41	22	23	199	.382	218	255	23	-	38	1020	417	92	.940
1954	31	.268	939	195	252	27	17	21	165	.400	209	197	42	-	36	796	349	73	.940
1955	28	.317	930	282	311	41	23	22	234	.499	204	141	41	-	41	737	309	63	.943
1956	38	.310	1340	347	416	60	21	21	288	.434	243	241	50	-	61	994	376	106	.928
1957	33	.288	1084	260	312	42	13	25	209	.420	174	168	45	-	38	829	327	68	.944
1958	34	.303	1119	294	339	34	17	25	255	.431	229	162	45	-	37	861	373	50	.961
1959	37	.248	1206	294	335	40	12	22	243	.386	258	176	38	-	35	947	388	100	.930
1960	38	.292	1279	246	373	40	17	14	220	.382	152	165	43	-	40	981	402	84	.956
1961	36	.296	1192	271	253	40	18	20	230	.410	169	203	41	-	47	894	-	-	-
1962	38	.302	1286	285	389	69	14	14	259	.411	197	173	39	-	39	976	-	-	-
1963	37	.270	1182	211	320	37	22	16	152	.380	146	210	46	-	41	897	355	71	.946
1964	36	.260	1145	229	323	47	13	17	189	.390	180	215	44	-	20	905	383	92	.933
1965	42	.285	1377	247	392	65	20	34	212	.435	148	236	42	-	63	1066	457	78	.951
1966	45	.288	1513	299	436	62	15	37	245	.422	214	253	33	-	95	1178	466	74	.963
1967	36	.302	1221	222	369	46	25	18	177	.425	140	197	37	-	39	911	394	77	.944
1968	52	.275	1734	319	476	88	23	25	260	.395	243	279	48	-	83	1338	642	91	.956
1969	45	.280	1525	230	427	62	17	15	199	.372	219	275	37	-	90	1198	518	106	.945
1970	49	.272	1598	275	436	62	18	14	230	.360	249	278	28	-	130	1257	616	91	.954
1971	55	.241	1744	226	420	38	11	12	184	.296	245	309	64	-	91	1420	704	116	.948
1972	58	.279	1896	281	529	65	13	27	238	.370	237	347	41	-	80	1454	721	106	.954
1973	57	.279	1805	276	504	69	17	31	243	.388	207	301	33	-	90	1405	678	93	.957
1974	61	.286	1872	338	535	67	16	38	292	.400	271	229	47	-	118	1430	739	85	.962
1975	47	.269	1503	228	405	56	17	17	198	.363	204	239	45	-	60	1167	595	89	.951
1976	59	.277	1825	305	506	68	24	38	270	.403	291	326	64	-	84	1474	-	-	-
1977	66	.307	2150	434	659	100	23	38	368	.427	335	329	81	-	122	1728	-	-	-
1978	65	.312	2166	448	678	111	22	50	381	.454	334	320	42	19	105	1662	786	99	.961
1979	74	.322	2326	521	750	119	22	59	430	.469	382	313	50	31	168	1824	876	123	.956
1980	69	.300	2194	473	659	124	26	55	403	.456	318	298	26	31	138	1691	803	132	.950
1981	68	.333	2252	572	751	105	37	58	483	.490	352	253	26	46	221	1673	794	100	.961
1982	91	.304	2988	572	907	121	24	36	493	.396	404	467	49	31	217	1673	794	100	.961
1983	77	.328	2552	641	837	147	32	42	534	.460	464	341	44	42	238	1926	995	123	.963
1984	89	.332	2998	708	996	196	35	85	629	.506	422	370	55	40	160	2211	937	115	.961
1985	73	.300	2407	452	721	126	24	25	394	.403	374	338	31	29	158	2257	1119	128	.963
1986	66	.321	2102	457	675	117	26	40	395	.459	330	312	44	30	166	1850	862	130	.954
1987	61	.302	1963	383	592	116	25	26	333	.426	290	327	41	26	153	1631	760	144	.943
1988	66	.320	2190	515	701	121	24	39	451	.451	310	321	38	31	168	1523	645	117	.949
1989	62	.281	1905	343	535	85	15	31	286	.390	255	285	26	26	105	1514	623	89	.960
1990	71	.319	2298	535	732	135	28	50	461	.467	380	351	67	28	160	1795	795	107	.960
1991	64	.310	2041	412	632	83	28	13	358	.397	281	264	77	27	162	1643	734	114	.954
1992	57	.316	1828	399	577	100	33	25	346	.447	299	297	44	21	145	1416	564	84	.959
1993	58	.274	1987	294	544	89	27	29	259	.379	256	355	28	13	117	1552	688	87	.963
1994	58	.317	2108	430	669	109	14	29	387	.424	277	350	45	35	158	1591	708	97	.960
1995	55	.319	1949	390	622	110	18	46	352	.465	200	368	38	30	96	1451	660	78	.964
1996	59	.290	2058	337	597	85	20	31	303	.396	244	337	46	12	117	1606	640	80	.966
1997	64	.315	2298	477	725	134	27	45	426	.456	255	373	50	24	113	1715	654	110	.958
1998	57	.336	2075	489	697	125	34	47	415	.497	255	343	42	25	122	1517	607	86	.961
1999	59	.294	2113	399	622	107	19	52	348	.437	230	445	30	16	67	1569	640	115	.951
2000	62	.315	2212	461	696	126	20	45	401	.451	232	423	37	30	111	1620	647	135	.944
2001	60	.309	2141	390	661	116	20	24	340	.415	213	397	31	31	98	1604	592	114	.951
2002	66	.324	2322	476	753	131	26	30	429	.442	295	454	50	37	68	1734	670	75	.970
2003	61	.299	2191	402	655	127	29	36	373	.433	231	409	23	17	54	1623	679	97	.960
2004	64	.298	2203	428	656	121	18	49	385	.436	309	462	31	25	72	1678	620	84	.965
2005	59	.315	2141	435	674	124	33	38	397	.457	240	445	29	20	48	1554	515	99	.954
2006	59	.290	2077	390	603	105	22	57	355	.444	222	452	37	27	55	1547	596	101	.955
2007	59	.291	2048	360	596	98	23	20	317	.391	207	413	42	21	77	1576	569	91	.959
2008	59	.290	2079	366	602	105	24	42	339	.424	238	455	32	21	57	1586	581	83	.963
2009	64	.291	2193	389	638	113	12	47	346	.418	260	464	37	21	53	1717	688	65	.974
2010	56	.312	1974	430	616	87	13	44	390	.436	299	443	34	30	71	1504	596	84	.962
2011	58	.259	1952	299	505	100	11	22	267	.355	280	445	43	19	51	1553	608	78	.965
2012	60	.278	2075	346	577	99	12	23	305	.371	226	439	43	19	66	1586	688	97	.959
2013	62	.273	2107	321	575	102	8	18	300	.355	237	407	53	18	93	1652	614	52	.978
2014	63	.288	2115	359	609	109	18	25	313	.392	216	318	37	32	77	1665	664	68	.972
2015	64	.291	2185	404	635	118	12	27	371	.420	2								



# YEAR-BY-YEAR PITCHING

Year	ERA	W	L	SV	CG	Sho	IP	H	R	ER	BB	SO	WP	HB	
1936	2.39	19	6	-	19	3	196.0	174	94	52	63	145	8	15	
1937	1.84	19	9	-	18	2	215.0	162	46	44	88	157	5	8	
1938	3.86	20	11	-	19	1	240.0	224	152	103	164	142	9	18	
1939							statistics not available								
1940	2.90	18	9	-	19	1	233.0	202	115	75	106	155	4	10	
1941	2.34	15	10	-	14	3	204.0	152	74	53	104	152	12	8	
1942	2.50	17	7	-	17	2	205.0	170	79	57	79	158	13	6	
1946	2.81	32	7	-	22	5	304.1	252	142	95	164	214	9	8	
1947	2.49	25	8	-	20	4	275.9	239	111	76	131	190	18	11	
1948	3.95	17	14	-	11	1	269.0	244	164	118	94	159	11	9	
1949	3.87	16	20	-	12	3	305.0	319	212	131	137	175	10	15	
1950	3.06	20	14	-	14	2	288.2	276	178	98	116	208	6	14	
1951	3.71	21	12	-	17	0	281.2	256	227	116	202	170	24	9	
1952	3.44	20	15	-	20	3	293.0	278	176	112	151	126	7	17	
1953	3.23	24	15	-	17	6	340.0	273	152	122	140	142	7	14	
1954	2.54	16	15	-	15	4	265.1	240	146	75	84	138	6	11	
1955	2.60	22	6	-	15	3	249.0	215	117	72	128	174	6	6	
1956	3.43	26	12	-	24	3	330.2	300	211	126	179	243	22	12	
1957	3.42	23	9	-	19	3	276.2	228	150	105	123	218	11	13	
1958	2.42	36	7	-	15	7	282.1	241	104	76	139	161	16	19	
1959	3.76	28	9	-	18	1	313.2	289	211	131	181	182	21	28	
1960	3.06	25	13	-	20	3	324.0	262	158	110	160	233	16	18	
1961	4.20	22	14	-	16	3	298.0	277	206	139	179	206	17	13	
1962	3.57	28	10	-	8	4	325.1	286	174	129	151	262	15	6	
1963	3.40	23	14	-	19	2	307.0	292	174	116	132	245	-	9	
1964	3.34	19	16	-	17	2	301.2	286	163	112	101	191	-	6	
1965	3.60	27	14	-	10	1	355.1	321	178	142	133	256	25	10	
1966	3.80	27	18	-	8	3	392.2	365	214	166	179	309	24	12	
1967	3.23	22	13	-	13	4	303.2	263	161	109	220	254	27	14	
1968	3.03	32	20	-	13	4	446.0	387	211	150	193	269	28	11	
1969	3.72	16	27	-	10	1	399.1	369	235	165	231	274	25	11	
1970	3.09	28	18	-	11	6	419.0	387	212	144	212	148	-	23	
1971	2.53	29	24	-	10	6	473.1	423	200	133	195	234	32	8	
1972	4.34	25	32	-	11	2	484.2	506	307	234	270	314	48	25	
1973	4.54	31	25	9	16	4	468.0	520	306	236	272	298	34	8	
1974	4.36	37	24	8	16	5	504.1	548	281	247	252	272	17	14	
1975	3.90	22	25	9	13	1	390.0	366	238	169	198	264	15	15	
1976	3.51	36	22	8	17	6	491.1	485	239	192	192	334	19	14	
1977	3.29	49	16	11	15	8	576.0	533	269	217	225	372	30	26	
1978	4.73	38	27	10	14	6	554.0	592	369	292	311	358	8	15	
1979	3.97	55	18	19	20	6	608.0	576	346	268	343	442	25	17	
1980	4.02	40	26	6	14	5	563.2	527	359	252	367	367	42	30	
1981	3.52	51	17	10	15	6	575.2	500	284	225	349	378	36	28	
1982	3.79	58	30	21	10	5	756.0	713	410	318	414	471	40	48	
1983	4.30	62	15	16	17	6	644.1	637	376	308	360	419	40	32	
1984	4.09	66	23	12	12	12	752.1	763	421	342	355	458	55	27	
1985	4.26	42	30	12	12	5	616.2	613	365	292	320	424	57	35	
1986	3.81	42	23	9	15	5	543.2	520	342	230	333	426	60	22	
1987	4.15	32	28	8	11	5	507.2	485	304	234	284	424	62	40	
1988	4.37	47	18	12	12	5	562.2	583	342	273	303	431	53	38	
1989	3.17	37	25	8	19	5	504.2	471	236	178	206	460	28	29	
1990	3.61	49	22	12	15	10	598.1	593	294	240	242	465	34	23	
1991	4.38	43	21	11	6	4	546.2	563	328	266	268	436	42	36	
1992	4.18	39	18	12	2	2	472.0	465	270	219	223	447	31	24	
1993	4.77	22	36	6	12	2	517.1	540	338	274	291	328	47	42	
1994	4.19	35	23	5	8	3	530.1	558	335	247	274	304	46	43	
1995	4.08	30	25	4	4	3	483.2	469	294	219	233	357	53	50	
1996	3.31	32	25	11	3	0	535.1	494	254	197	212	509	44	34	
1997	4.47	41	22	17	5	2	571.2	627	373	284	263	581	40	39	
1998	7.01	32	25	14	7	0	505.2	687	459	394	300	414	68	45	
1999	6.35	27	32	4	7	0	523.0	651	466	369	286	434	42	56	
2000	5.46	32	28	7	4	0	540.0	625	407	310	281	444	44	60	
2001	4.28	34	26	12	4	3	534.2	551	329	254	215	520	60	53	
2002	4.64	43	23	20	3	5	578.0	613	352	298	237	486	67	64	
2003	5.21	29	32	10	4	3	541.0	635	394	313	191	372	54	60	
2004	5.10	35	29	16	5	5	559.1	640	383	317	210	457	52	62	
2005	6.19	24	35	6	4	1	518.0	635	437	356	245	417	45	64	
2006	6.72	23	36	10	5	2	515.2	625	451	385	264	460	59	73	
2007	3.97	29	30	9	2	2	525.1	508	300	232	213	452	43	38	
2008	4.97	31	28	8	4	5	528.2	573	348	292	184	493	52	51	
2009	4.04	41	23	24	4	6	572.1	577	311	257	165	571	42	68	
2010	5.65	28	28	10	3	4	501.1	644	400	315	217	412	44	55	
2011	5.25	22	36	10	1	2	517.2	574	361	302	235	428	61	61	
2022	5.42	26	34	12	1	1	528.1	638	388	318	283	386	50	37	
2013	4.10	31	31	12	4	3	550.2	537	286	251	265	461	48	53	
2014	3.71	42	21	22	1	3	555.0	565	269	229	212	415	74	53	
2015	4.15	41	23	16	3	2	581.2	601	310	268	213	510	58	42	
2016	5.19	21	38	6	2	2	513.1	615	362	296	175	341	28	41	
2017	4.12	42	21	16	1	5	567.1	585	298	260	188	437	33	44	
2018	4.03	39	21	19	1	2	535.2	516	291	240	206	467	71	57	

# ANNUAL BATTING & ERA LEADERS

<b>Annual Batting Champions</b>		
Year	Player	Average
1936	Hideo Higashi	.405
1937	Walt Sefton	.398
1938	Moose Siraton	.404
1939	Eddie Preisler	.440
1940	Jerry Davison	.459
1941	Jerry Davison	.349
1942	Jerry Davison	.438
1946	John Ritchey	.356
1947	Earle Brucker	.400
1948	Jim Kennerly	.376
1949	Al Fodor	.382
1950	Al Fodor	.384
1951	Art Preston	.467
1952	Art Preston	.477
1953	Walt Haase	.338
1954	Dick North	.350
1955	Mike Brown	.432
1956	Jim Pyles	.396
1957	Jerry Smith	.349
1958	Jerry Smith	.378
1959	Jerry Smith	.400
1960	Bob Moss	.343
1961	Dennis Rickards	.356
1962	Burt Swaim	.347
1963	Dave Flesner	.353
1964	Dick Neel	.381
1965	Graig Nettles	.355
1966	Craig Scoggins	.344
1967	Mike Everett	.378
1968	Dave Robinson	.325
1969	Tom Kam	.419
1970	Doug Hunt	.379
1971	Ron Layton	.301
1972	Bob Kellison	.341
1973	Bill Getz	.380
1974	John Helfrick	.401
1975	Gary Armstrong	.346
1976	Kevin Kennedy	.342
1977	Kevin McWhirter	.357
1978	Jeff Doyle	.373
1979	Chris Jones	.364
1980	Tony Gwynn	.423
1981	Tony Gwynn	.416
1982	Kevin Wiggins	.362
1983	Kerwin Danley	.399
1984	Flavio Alfaro	.383
1985	Mark Grace	.395
1986	Eric Woods	.383
1987	Bob Parry	.417
1988	Harry Henderson	.391
1989	Harry Henderson	.421
1990	Scott Dennison	.362
1991	Derek Vinyard	.383
1992	Steve Dietz	.404

1993	Pat Mummy	.364
1994	Jeff DaVanon	.390
1995	Tony Zaragoza	.373
1996	Travis Lee	.355
1997	Tavares Comeaux	.375
1998	Alex Pelaez	.399
1999	Chad Chop	.326
2000	Billy Montgomery	.368
2001	Carlo Cota	.346
2002	Jake McLintock	.374
2003	Anthony Gwynn	.359
2004	Brock Ungricht	.373
2005	Quintin Berry	.419
2006	Paul Smyth	.370
2007	Joe Spiers	.328
2008	Troy Hanzawa	.370
2009	Erik Castro	.382
2010	Brandon Meredith	.383
2011	Cody Smith	.320
2012	Tim Zier	.318
2013	Tim Zier	.341
2014	Ty France	.356
2015	Steven Pallares	.352
2016	Alan Trejo, Justin Wylie	.305
2017	David Hensley	.357
2018	Chase Calabuig	.350

<b>Annual ERA Champions</b>		
Year	Player	ERA
1936	Bill Raaka	2.34
1937	Hideo Higashi	1.15
1938	Bill Raaka	2.96
1939	Unavailable	
1940	Buss DeVolder	2.33
1941	William Nettles	1.54
1942	John Beck	2.01
1946	Fulton Vickery	1.76
1947	Phil Seewald	1.08
1948	Walt Whittemore	3.09
1949	Dick Barnes	2.80
1950	Don Crickmore	1.71
1951	Jim Poole	2.58
1952	Jim Poole	2.34
1953	Noel Mickelson	3.23
1954	Jim Poole	1.77
1955	Noel Mickelson	1.66
1956	Dave Cavallin	2.36
1957	Don Leigh	2.80
1958	Steve Evans	1.22
1959	Bob Imlay	2.16
1960	Tom Biscotti	2.54
1961	Tom Biscotti	3.68
1962	Norm Marr	2.10
1963	Larry Kramer	1.93
1964	Bill Lefler	3.11
1965	Galen Earls	2.42

1966	Jack Milks	1.54
1967	Ron Coleman	1.15
1968	Scott Simon	1.54
1969	Scott Simon	3.28
1970	Casey Fulcher	2.09
1971	Larry Luxemburg	1.39
1972	Hayden Thomas	3.29
1973	Bill deLorimier	2.57
1974	Greg Wilkes	3.04
1975	Marty French	2.06
1976	Dave Smith	2.59
1977	Mike Couchee	2.04
1978	Curt Burkhead	2.45
1979	Curt Burkhead	2.35
1980	John Lyons	2.28
1981	Mark Williamson	1.69
1982	Mark Williamson	1.73
1983	Kevin Piper	2.84
1984	Bill Blount	2.32
1985	Mike Erb	2.63
1986	Mike Erb	2.80
1987	James Campbell	2.02
1988	Jim Gibbs	2.52
1989	Dave Riddle	2.52
1990	Kurt Archer	2.42
1991	Brian Holliday	3.38
1992	Rick Navarro	1.37
1993	Rich Juarez	2.91
1994	John Lynn	2.97
1995	Adam Virchis	3.38
1996	Brian Scott	2.93
1997	Chad Wanders	3.09
1998	Chad Wanders	4.68
1999	Aaron Harang	4.47
2000	Chris Hartshorn	3.68
2001	John Skinner	3.58
2002	Chris Dunwell	3.92
2003	Mike Moat	4.58
2004	Scott Shoemaker	3.99
2005	Bruce Billings	3.85
2006	Bruce Billings	3.43
2007	Lance Sewell	3.16
2008	Stephen Strasburg	1.57
2009	Stephen Strasburg	1.32
2010	Addison Reed	2.50
2011	Cole Swanson	3.23
2012	Justin Hepner	2.94
2013	Ryan Doran	2.82
2014	Bubba Derby	3.08
2015	Mark Seyler	2.77
2016	Dominic Purpura	3.25
2017	CJ Saylor	2.45
2018	Casey Schmitt	0.28

# BATTING AVG & ERA TOP 10

## Season Batting Average

<u>100-149 At Bats</u>	
Art Preston, 1952	.477
Art Preston, 1951	.467
Ron Vanegas, 1984	.440
Jerry Davison, 1942	.438
Tony Gwynn, 1980	.423
Moose Siraton, 1938	.404
Chris Gwynn, 1985	.403
Jerry Smith, 1959	.400
Jim Pyles, 1956	.396
Walt Sefton, 1938	.395

## 150-199 At Bats

Bob Parry, 1987	.417
Tony Gwynn, 1981	.416
Nikco Riesgo, 1987	.413
Steve Dietz, 1992	.404
Robert Womack, 1998	.390
Damien Kolb, 1998	.383
Eric Woods, 1986	.383
Bill Getz, 1973	.380
Doug Hunt, 1970	.379
Tavares Comeaux, 1997	.375

## 200-249 At Bats

Quintin Berry, 2005	.419
John Helfrick, 1974	.401
Alex Pelaez, 1998	.399
Jeff DaVanon, 1994	.390
Terry Jones, 1983	.387
Brandon Meredith, 2010	.383
Derek Vinyard, 1991	.383
Erik Castro, 2009	.382
Kent Torve, 1984	.380
Al Romero, 1981	.376

## 250+ At Bats

Kerwin Danley, 1983	.399
Mark Grace, 1985	.395
Flavio Alfaro, 1984	.383
Chris Gwynn, 1984	.383
Terry Jones, 1984	.382
Bobby Meacham, 1981	.375
Troy Hanzawa, 2008	.370
Chris Jones, 1979	.364
Chris Cannizzaro, 1983	.363
Kevin Wiggins, 1982	.362

## Season ERA

<u>50-75 Innings Pitched</u>	
Rick Navarro, 1992	1.37
Larry Luxemburg, 1971	1.39

Mark Williamson, 1981	1.69
Larry Kramer, 1963	1.93
Mike Couchee, 1977	2.04
Steve Taylor, 1971	2.07
Casey Fulcher, 1970	2.09
Bob Imlay, 1958	2.13
Bob Imlay, 1959	2.16
Buss DeVolder, 1940	2.33

## 75-100 Innings Pitched

Scott Simon, 1968	1.54
Stephen Strasburg, 2008	1.57
Al Churchman, 1937	1.63
Noel Mickelsen, 1955	1.66
Jim Gleason, 1947	1.68
Jim Poole, 1954	1.77
Bob Cluck, 1967	1.94
Jim Campbell, 1987	2.02
John Lyons, 1980	2.28
Bill Blount, 1984	2.32

## 100+ Innings Pitched

Stephen Strasburg, 2009	1.32
Brad Cutler, 1971	1.69
Mark Williamson, 1982	1.73
Kurt Archer, 1990	2.42
Rob Brown, 1988	2.53
Dave Smith, 1976	2.59
Al Churchman, 1936	2.71
Mike Erb, 1986	2.80
Rich Juarez, 1993	2.91
Rob Brown, 1989	2.98

## Career Batting Average

<u>250-349 At Bats</u>	
Jerry Davison, 1940-42, 47	.403
Walt Sefton, 1937-39	.378
Ralf Nasif, 1969-70	.369
Doug Hunt, 1969-70	.367
Graig Nettles, 1965-66	.356
Robert Womack, 1998-99	.348
Dave Robinson, 1966-68	.347
Burt Swaim, 1960-62	.329
Bob Steel, 1960-62	.326
Dennis Rickards, 1960-62	.321

## 350-449 At Bats

Art Preston, 1950-52	.431
Tony Gwynn, 1979-81	.398
Alex Pelaez, 1997-98	.377
Kevin Wiggins, 1981-82	.367
John Helfrick, 1973-74	.364
Jerry Smith, 1956-59	.361
Bob Parry, 1986-87	.361

Chris Jones, 1978-79	.353
Rick Page, 1990-92	.352
Bill Getz, 1973-74	.348

## 450+ At Bats

Terry Jones, 1983-84	.384
Quintin Berry, 2005-06	.376
Al Romero, 1980-81	.364
Chris Gwynn, 1983-85	.363
Bobby Meacham, 1979-81	.361
Kerwin Danley, 1980-83	.357
Harry Henderson, 1986-89	.354
Steve Montejano, 1985-88	.344
Scott Dennison, 1990-91	.344
Kent Torve, 1982-84	.343

## Career ERA

### 125-200 Innings Pitched

Mark Williamson, 1981-82	1.72
Stephen Strasburg, 2007-09	1.81
Brad Cutler, 1970-71	2.05
Addison Reed, 2008-10	2.16
Jim Gleason, 1946-47	2.26
Scott Simon, 1968-69	2.34
Larry Luxemburg, 1971-72	2.42
John Lyons, 1980-81	2.61
Scott Davis, 1975-77	2.86
Mike Finch, 1977-79	2.95

### 200+ Innings Pitched

Stephen Strasburg, 2007-09	1.59
Al Churchman, 1936-37	2.30
Jim Poole, 1951-54	2.41
Rick Navarro, 1989-92	2.58
Bob Imlay, 1957-60	2.67
Rob Brown, 1988-89	2.76
Richard Walker, 1952-55	2.80
Casey Fulcher, 1969-70	2.87
Noel Mickelsen, 1953-56	2.88
Curtis Burkhead, 1978-81	2.90
Bob Cluck, 1966-67	2.90

### Aztec No-Hitters

Richard "Dixie" Walker	March 6, 1954
	SDSU 18, Whittier 0
Bill Lefler	March 28, 1964
	SDSU 6, BYU 0
Ron Dargo	March 28, 1966
	SDSU 5, BYU 0
Matt Giampaoli	March 22, 1982
	SDSU 7, UCSD 0
Mike Erb	April 22, 1986
	SDSU 7, Utah 1
Jim Gibbs, Kevin Nielsen	April 23, 1989
	SDSU 14, Air Force 0
Stephen Strasburg	May 8, 2009



# ANNUAL OFFENSIVE LEADERS

## Runs

1936	Bill Larson	29
1937	Hideo Higashi	22
1938	Morris Siraton	38
1939	Not available	
1940	Jerry Davison	20
1941	Bill Webster	20
1942	John Ritchey	30
1946	John Ritchey	40
1947	Earle Brucker	31
1948	Earle Brucker, Bob Kennedy	28
1949	Willie Steele	32
1950	Art Preston	40
1951	Art Preston	42
1952	Art Preston	41
1953	Eddie Thile	34
1954	Dick North	30
1955	Dick North	33
1956	Bill Row	44
1957	Bob Schertzer	34
1958	Jerry Smith	40
1959	Jerry Smith	44
1960	Dick Salomon	32
1961	Dennis Rickards	35
1962	Dick Salomon	38
1963	Dave Flesner	36
1964	Charlie Neel	32
1965	Graig Nettles	38
1966	Craig Scoggins	33
1967	Mike Everett	31
1968	Jim Nettles	49
1969	Doug Hunt	37
1970	Doug Hunt, Dennis Major	40
1971	Dan Doty, Ron Layton, Chris Ward	22
1972	Roy Weyand	28
1973	Billy Getz	41
1974	George McPherson	55
1975	Jim Skaalen	34
1976	Gary Armstrong	50
1977	Chick Valley	57
1978	Pat Rubino	50
1979	Chris Jones	76
1980	Bobby Meacham	68
1981	Bobby Meacham	90
1982	Chris Cannizzaro	81
1983	Chris Cannizzaro	87
1984	Chris Gwynn	95
1985	Mark Grace, Steve Hill	63
1986	Nikco Riesgo	58
1987	Nikco Riesgo	58
1988	Steve Montejano	59
1989	Brian Dunn	49
1990	Scott Dennison	70
1991	Bill Dunckel	56
1992	Steve Dietz	60

1993	Steve Dietz	44
1994	Travis Lee	60
1995	Travis Lee	48
1996	Travis Lee	57
1997	Stewart Smothers	53
1998	Kalin Foulds	58
1999	Paul Lockhart	50
2000	Matt Ricardy	58
2001	Anthony Gwynn	48
2002	Anthony Gwynn	58
2003	James Guerrero	52
2004	Landon Burt	61
2005	Quintin Berry	60
2006	Quintin Berry	61
2007	Troy Hanzawa	47
2008	Troy Hanzawa	53
2009	Cory Vaughn	54
2010	Mitch Blackburn	63
2011	Brandon Meredith	44
2012	Greg Allen	44
2013	Greg Allen	51
2014	Ty France	55
2015	Steven Pallares	69
2016	Justin Wylie	42
2017	Alan Trejo	58
2018	Chase Calabuig	54

## Hits

1936	Bill Larson	34
1937	Walt Sefton	39
1938	Walt Sefton	45
1939	Not available	
1940	Jerry Davison	45
1941	Bill Webster	32
1942	Jerry Davison	46
1946	Mickey Aguirre	55
1947	Mickey Aguirre	39
1948	Earle Brucker	39
1949	Willie Steele	44
1950	Art Preston	48
1951	Art Preston	64
1952	Art Preston	61
1953	Walt Haase, Paul Held	39
1954	Dick North	42
1955	Dick North	37
1956	Dick Warren	49
1957	Bob Schertzer	41
1958	Jerry Smith	45
1959	Jerry Smith	56
1960	Dick Salomon	50
1961	Dennis Rickards	37
1962	Burt Swaim	52
1963	Dave Flesner	48
1964	Graig Nettles	45
1965	Graig Nettles	55
1966	Ken Rupe, Tom Whelan	47

1967	Mike Everett	45
1968	Dave Robinson	68
1969	Doug Hunt	62
1970	Doug Hunt	64
1971	Ron Layton	52
1972	Bob Kellison	59
1973	Billy Getz	70
1974	John Helfrick	85
1975	Gary Armstrong	63
1976	Gary Armstrong	67
1977	Kevin McWhirter	82
1978	Doug Elliott	81
1979	Chris Jones	92
1980	Bobby Meacham	91
1981	Bobby Meacham	97
1982	Chris Cannizzaro	101
1983	Kerwin Danley	108
1984	Chris Gwynn	137
1985	Mark Grace	107
1986	Eric Woods	72
1987	Bob Parry	83
1988	Harry Henderson	81
1989	Jeff Barry, Harry Henderson	71
1990	Scott Dennison	84
1991	Derek Vinyard	80
1992	Steve Dietz	76
1993	Pat Mummy	79
1994	Jeff DaVanon	92
1995	Travis Lee	70
1996	Travis Lee	78
1997	Stewart Smothers	82
1998	Alex Pelaez	93
1999	Paul Lockhart	72
2000	Billy Montgomery	82
2001	Carlo Cota	82
2002	Carlo Cota	91
2003	Anthony Gwynn	97
2004	Brock Ungricht	93
2005	Quintin Berry	96
2006	Paul Smyth	84
2007	Troy Hanzawa	75
2008	Troy Hanzawa	95
2009	Erik Castro	83
2010	Mitch Blackburn	87
2011	Tim Zier	68
2012	Tim Zier	67
2013	Tim Zier	86
2014	Ty France	83
2015	Steven Pallares	90
2016	Alan Trejo, Justin Wylie	73
2017	Danny Sheehan	86
2018	Chase Calabuig	85

## Doubles

1936	Glen Garbani	4
1937	Reed Hastings	7

# ANNUAL OFFENSIVE LEADERS

1938	Eddie Preisler	7	1994	Heath Hayes	22	1966	Ed Mendez, Craig Scoggins	3
1939	Not available		1995	Steve Hagins, Travis Lee	13	1967	Mike Everett, Paul Zetts	4
1940	Hal Webster	6	1996	Travis Lee	14	1968	Jim Nettles	4
1941	Bill Webster	4	1997	Jason Phillips	19	1969	Doug Hunt	4
1942	Jerry Davison, John Peters	4	1998	Alex Pelaez	20	1970	Doug Hunt, Dennis Major	5
1946	John Ritchey	11	1999	Paul Lockhart	18	1971	D. Doty, B. Kellison, R. Layton	2
1947	Mickey Aguirre, Bob Kennedy	5	2000	Matt Ricardy	22	1972	Steve Dean, Stan DeKoven	3
1948	Don Smith	5	2001	Carlo Cota	13	1973	Bob Kellison	5
1949	Willie Steele	8	2002	Carlo Cota	26	1974	John Helfrick	5
1950	Al Fodor, Art Preston	9	2003	Garrett Cook	21	1975	Jeff Ellison	4
1951	Art Preston	10	2004	Brock Ungricht	21	1976	Gary Armstrong	6
1952	Art Preston, Bud Smith	9	2005	Quintin Berry	18	1977	G. Armstrong, K. McWhirter	4
1953	Sumpter Smith, Eddie Thile	6	2006	Paul Smyth	19	1978	Chris Jones	5
1954	Dick North	6	2007	Brandon Glover	16	1979	Chris Jones	5
1955	Dick North, Dick Pomeroy	6	2008	Troy Hanzawa, Brandon Glover	15	1980	Ed Amelung	6
1956	Dick Warren	8	2009	Erik Castro	20	1981	Vic Martin	8
1957	Jerry Smith	9	2010	Cory Vaughn, Chris Wilson	14	1982	Chris Cannizzaro	4
1958	Jerry Smith	8	2011	J. Torres, B. Meredith	15	1983	Joe Holvey	5
1959	Jerry Smith	10	2012	T. Zier, G. Allen, R. Muno	12	1984	Chris Gwynn	9
1960	Dick Salomon	6	2013	Ryan Muno	17	1985	Mark Grace	5
1961	Jerry Stryker	5	2014	Ty France	18	1986	Steve Hill, Nikco Riesgo	5
1962	Bob Estavillo	10	2015	Andrew Brown, Ty France, Steven Pallares	17	1987	Nikco Riesgo	10
1963	Dave Flesner	9	2016	Tyler Adkison	15	1988	Jeff Champ	6
1964	Charlie Neel	14	2017	Andrew Martinez	19	1989	Anthony Johnson	4
1965	Mike Everett	12	2018	Jordan Verdon	27	1990	Bill Dunckel	6
1966	Tom Whelan	11		<b>Triples</b>		1991	Bill Dunckel	8
1967	Mike Everett	8	1936	Five tied with	1	1992	Brad Gennaro	6
1968	Dave Robinson	16	1937	Norval Gardner	2	1993	Malcolm Warfield, Pat Mummy, Jason Ledford, Greg Quam	3
1969	Doug Hunt	8	1938	Morris Siraton	3	1994	Jeff DaVanon	3
1970	Dan Doty	9	1939	Not available		1995	Travis Lee, David Sanchez	4
1971	Dan Morrow	8	1940	Hal Webster	2	1996	Steve Hagins	6
1972	Bob Kellison	12	1941	Eight tied with	1	1997	Stewart Smothers	9
1973	Stan DeKoven	13	1942	N. Ellis, D. Mitchell, H. Summers	3	1998	Javier Ramos	6
1974	John Helfrick	12	1946	Mickey Aguirre, John Ritchey	6	1999	Sean Pierce, Robert Womack	4
1975	Jim Skaalen	11	1947	Earle Brucker	8	2000	Edgar Gonzalez, Paul Lockhart, Billy Montgomery	4
1976	Kevin McWhirter	13	1948	Earle Brucker	6	2001	Anthony Gwynn	4
1977	Doug Elliott	15	1949	Willie Steele	7	2002	Carlo Cota	5
1978	Jeff Doyle	18	1950	Bob Nelson	6	2003	Anthony Gwynn	7
1979	Chris Jones, Monte McAbee	20	1951	Art Preston	8	2004	Landon Burt, James Guerrero	4
1980	Monte McAbee	20	1952	Art Preston	6	2005	James Guerrero	8
1981	Bobby Meacham	15	1953	Walt Haase, Eddie Thile	3	2006	Paul Smyth	6
1982	Kerwin Danley	19	1954	Jim Beasley	4	2007	Glover, Hanzawa, Romero	5
1983	Terry Jones	23	1955	M. Brown, D. North, C. Thomas	3	2008	Troy Hanzawa	7
1984	Chris Gwynn, Terry Jones	31	1956	Dick Pomeroy	4	2009	Cory Vaughn	4
1985	Mark Grace	17	1957	Jerry Smith	4	2010	Josh Chasse	3
1986	Steve Montejano	19	1958	Bob Schertzer	3	2011	C. Smith, B. Meredith	4
1987	Bob Parry	19	1959	Jerry Smith	3	2012	Spencer Thornton	3
1988	Steve Montejano	21	1960	Dick Salomon	4	2013	Tim Zier	2
1989	Harry Henderson	15	1961	Bob Steel	5	2014	Greg Allen	6
1990	Eric Christopherson	18	1962	Dennis Rickards	4	2015	Ty France, Spencer Thornton	3
1991	Bill Dunckel	16	1963	Dave Flesner, Pete Force	4	2016	Tyler Adkison	4
1992	Derek Vinyard, Brad Gennaro, Jason Ledford, Steve Dietz	10	1964	Bob Estavillo	4	2017	Jordan Verdon	5
1993	Greg Quam	11	1965	Mike Everett	4	2018	Chase Calabuig	6

# ANNUAL OFFENSIVE LEADERS

## Home Runs

1936	Six tied with	1
1937	Walt Sefton	3
1938	Reed Hastings	4
1939	Not available	
1940	Buss DeVolder, Eddie Preisler	2
1941	Bill Webster	2
1942	Jerry Davison, John Ritchey, Hal Summers	2
1946	Mickey Aguirre	5
1947	E. Brucker, B. Goodbody	4
1948	Earle Brucker	5
1949	Willie Steele	3
1950	Bob Nelson	4
1951	Art Preston	7
1952	Bud Smith	3
1953	Eddie Thile	9
1954	Walt Haase	6
1955	Dick North, Bill Lachermann	5
1956	Tom Rinks	6
1957	Tom Rinks	6
1958	Tom Rinks	13
1959	Jerry Wayt	6
1960	Dennis Rickards	3
1961	Dick Salomon	6
1962	Dennis Rickards	4
1963	Bob Estavillo	6
1964	Charlie Neel	4
1965	Graig Nettles	9
1966	Mike Steele	7
1967	Jim Nettles	5
1968	Glen Shoemaker	6
1969	Doug Hunt	3
1970	Dennis Major	5
1971	Tim Wulfemeyer	5
1972	Chris Ward	6
1973	Bob Kellison	8
1974	John Helfrick	16
1975	Jim Skaalen	7
1976	Kevin Kennedy	7
1977	Kevin McWhirter	8
1978	Pat Rubino	19
1979	Paul Wirkus	12
1980	Al Romero	12
1981	Tony Gwynn	11
1982	Rick Barlow	8
1983	Steve Mocarret	8
1984	Chris Gwynn	19
1985	Steve Hill	5
1986	Deron Johnson, Bob Parry	8
1987	Nikco Riesgo	8
1988	Steve Montejano	12
1989	Brian Lutes	8
1990	Jeff Barry, Brian Grebeck	9
1991	Marcelino Garcia, Brad Gennaro	3
1992	Brad Gennaro	9
1993	Heath Hayes	14
1994	Heath Hayes	8
1995	Brian Kooiman	12
1996	Travis Lee	14
1997	Andy Bevins	10
1998	Alex Pelaez	16
1999	Paul Lockhart	11
2000	Paul Lockhart	11
2001	Sean Pierce	6
2002	Chad Corona	9
2003	Rielly Embrey	8
2004	Chad Corona	7
2005	Lance Zawadzki	10
2006	Tim O'Brien, Paul Smyth	11
2007	Frank LoNigro	8
2008	Nick Romero	12
2009	Erik Castro	11
2010	Cory Vaughn	9
2011	C. Wilson, B. Meredith	5
2012	Chris Wilson	10
2013	Ty France	5
2014	Brad Haynal	12
2015	Seby Zavala	14
2016	Spencer Thornton	7
2017	Tyler Adkison	15
2018	Jordan Verdon	12
<b>Runs Batted In</b>		
1936	Bill Larson	27
1937	Frank Galindo	25
1938	Walt Sefton	28
1939	Not available	
1940	Hal Webster	16
1941	Remo Sabatini	15
1942	John Ritchey	25
1946	John Ritchey	38
1947	Don Smith	30
1948	Earle Brucker	24
1949	Willie Steele	29
1950	Art Preston	29
1951	Art Preston	49
1952	Bob Smith	36
1953	Eddie Thile	32
1954	Walt Haase	34
1955	Bill Lachermann	31
1956	Tom Rinks	35
1957	Tom Rinks	32
1958	Tom Rinks	47
1959	Jerry Smith	34
1960	Bob Imlay	31
1961	Dick Salomon	31
1962	Dennis Rickards	39
1963	Bob Estavillo	24
1964	Charlie Neel	27
1965	Mike Steele	35
1966	Mike Steele	34
1967	Jim Nettles	25
1968	Jim Nettles	38
1969	Greg Mattinson	27
1970	Steve Abbey	27
1971	Steve Abbey	21
1972	Chris Ward	30
1973	Bob Kellison	36
1974	John Helfrick	70
1975	Jim Skaalen	39
1976	Chick Valley	39
1977	Kevin McWhirter	58
1978	Pat Rubino	67
1979	Monte McAbee	57
1980	Al Romero	68
1981	Al Romero	66
1982	Kerwin Danley	61
1983	Terry Jones	68
1984	Chris Gwynn	95
1985	Mark Grace	55
1986	Deron Johnson	46
1987	Nikco Riesgo	59
1988	Steve Montejano	66
1989	Brian Dunn	38
1990	Jeff Barry	59
1991	Scott Dennison	43
1992	Brad Gennaro	52
1993	Heath Hayes	55
1994	Heath Hayes	68
1995	Brian Kooiman	62
1996	Travis Lee	60
1997	Andy Bevins	53
1998	Alex Pelaez	69
1999	Paul Lockhart	56
2000	Paul Lockhart	54
2001	Pilar Amaya	48
2002	Jake McLintock	58
2003	Garrett Cook	40
2004	Rielly Embrey	57
2005	James Guerrero	54
2006	Paul Smyth	63
2007	Nick Romero	47
2008	Nick Romero	61
2009	Erik Castro	56
2010	Cory Vaughn	55
2011	Brandon Meredith	38
2012	Chris Wilson	37
2013	Ryan Muno	45
2014	Brad Haynal	50
2015	Seby Zavala	67
2016	Tyler Adkison	40
2017	Tyler Adkison	64
2018	Jordan Verdon	65



# ANNUAL OFFENSIVE LEADERS

## Walks

1936	Glen Garbani	20
1937	Frank Galindo	22
1938	Morris Siraton	27
1939	Not available	
1940	Bob Menke	15
1941	Jim Wilson	13
1942	John Ritchey	21
1946	John Ritchey	35
1947	Don Brorson	42
1948	Earle Brucker, Bob Kennedy	25
1949	Jim Bass	34
1950	Tom Jones	28
1951	Tom Jones	23
1952	Eddie Thile	27
1953	Eddie Thile	28
1954	Walt Haase	41
1955	Clyde Thomas	36
1956	Tom Rinks	37
1957	Rowland Hill	32
1958	Bud Gardner	34
1959	Jerry Smith	34
1960	Dennis Rickards	27
1961	Dennis Rickards	27
1962	Bob Lucas	35
1963	Tony Carrasco	28
1964	Bob Estavillo, Charlie Neel	25
1965	Graig Nettles	23
1966	Seiran Stepanian	36
1967	Seiran Stepanian	28
1968	Terry Scholfield	44
1969	Doug Hunt	31
1970	Doug Hunt	34
1971	Dan Doty	30
1972	Chris Ward	40
1973	Bob Kellison	32
1974	Billy Getz	45
1975	Jim Skaalen	33
1976	Jeff Ellison	43
1977	Gary Armstrong	59
1978	Jeff Doyle	35
1979	Steve Mobberly	44
1980	Monte McAbee	48
1981	Al Newman	65
1982	Chris Cannizzaro	68
1983	Chris Cannizzaro	83
1984	Flavio Alfaro	45
1985	Steve Hill	45
1986	Steve Hill	52
1987	Nikco Riesgo	41
1988	Chuck McInnis	37
1989	Brian Dunn	36
1990	Brian Grebeck	59
1991	Steve Dietz	34

1992	Rick Page	34
1993	Steve Dietz	33
1994	Heath Hayes	36
1995	Travis Lee	31
1996	Travis Lee	55
1997	Andy Bevins	30
1998	Jason Pacheco	36
1999	Robert Womack	36
2000	Edgar Gonzalez	36
2001	Sean Pierce	23
2002	Jon Stephens	36
2003	James Guerrero	36
2004	James Guerrero	46
2005	Brock Ungricht	38
2006	Tim O'Brien	32
2007	Nick Romero	32
2008	Brandon Glover	36
2009	Erik Castro	44
2010	Jomel Torres	43
2011	Jomel Torres	43
2012	Spencer Thornton	23
2013	Greg Allen	36
2014	Greg Allen	30
2015	Chase Calabuig, Steven Pallares	37
2016	Justin Wylie	29
2017	Tyler Adkison	39
2018	Julian Escobedo	37

## Stolen Bases

1936	Glen Garbani	9
1937	Hideo Higashi	15
1938	Morris Siraton	11
1939	Not available	
1940	Bob Menke	14
1941	Bill Webster	7
1942	John Ritchey	14
1946	John Ritchey	25
1947	Mickey Aguirre	9
1948	Bob Kennedy	6
1949	Jim Bass	17
1950	Art Preston	15
1951	Art Preston	14
1952	Art Preston	16
1953	Walt Haase, Eddie Thile	6
1954	Walt Haase, Dick Pomeroy	8
1955	Dick Pomeroy	10
1956	Jim Pyles	14
1957	Clyde Thomas	12
1958	Rowland Hill	6
1959	Jerry Wayt	8
1960	Dave Olsen	8
1961	Dick Salomon	13
1962	Burt Swaim	9
1963	Dave Flesner	12

1964	Ed Mendez	6
1965	Ed Mendez	17
1966	Craig Scoggins	22
1967	Mike Everett	8
1968	Dave Robinson	23
1969	Doug Hunt	29
1970	Doug Hunt	22
1971	Dan Doty	17
1972	Tim Wulfemeyer	15
1973	Billy Getz	22
1974	George McPherson	37
1975	Reggie Bramlett	13
1976	Tim Cashman	15
1977	Gary Armstrong	26
1978	Jeff Doyle	22
1979	Chris Jones	40
1980	Bobby Meacham	52
1981	Al Newman	45
1982	Rick Barlow	32
1983	Chris Cannizzaro	39
1984	Lewis Graham, Steve Hill	25
1985	Steve Hill	44
1986	Eric Woods	34
1987	Bob Parry	24
1988	Jeff Barry	35
1989	Jeff Barry	27
1990	Jeff Barry	40
1991	Derek Vinyard	34
1992	Derek Vinyard	29
1993	Steve Dietz	31
1994	Travis Lee	34
1995	Jeff DaVanon	23
1996	Kalin Foulds	42
1997	Andy Bevins	29
1998	Kalin Foulds	58
1999	Robert Womack	18
2000	Billy Montgomery	28
2001	Taber Lee	24
2002	Anthony Gwynn	25
2003	Anthony Gwynn	25
2004	Landon Burt	30
2005	Quintin Berry	18
2006	Quintin Berry	32
2007	Cameron Johnson, Joe Spiers	14
2008	Troy Hanzawa	11
2009	Cory Vaughn	15
2010	C. Vaughn, J. Van Hoosier	15
2011	Cody Smith	15
2012	Greg Allen	11
2013	Greg Allen	25
2014	Greg Allen	25
2015	Steven Pallares	15
2016	Tyler Adkison	11
2017	Danny Sheehan	11
2018	David Hensley	6

# ANNUAL PITCHING LEADERS

## Appearances

1936	Al Churchman	19
1937	Al Churchman	19
1938	Dodd Davies, Bill Raaka	13
1939	Not available	
1940	Buss DeVolder, Bill Rowland	9
1941	Jack Frost	8
1942	Nick Ellis	12
1946	Jim Gleason	15
1947	Jim Gleason	13
1948	Bill Ruzich	13
1949	Bill Ruzich	12
1950	Bill Ruzich	14
1951	Jim Poole	18
1952	Jim Poole, Dick Walker	15
1953	Jim Poole	19
1954	Jim Poole	14
1955	Noel Mickelsen	11
1956	Ken Bailey	16
1957	Don Leigh	12
1958	Bob Imlay, Don Leigh	15
1959	Tom Biscotti	18
1960	Not available	
1961	Not available	
1962	Not available	
1963	Norm Marr	18
1964	Norm Marr	18
1965	John Lippert	19
1966	Bob Cluck	20
1967	Bob Cluck	17
1968	Dave Middleton, Scott Simon	18
1969	Scott Simon	20
1970	Brad Cutler	25
1971	Brad Cutler	22
1972	Larry Luxemburg	25
1973	Bill deLorimer	25
1974	Bill deLorimer	25
1975	Marty French	20
1976	Thad Troedson	24
1977	Thad Troedson	26
1978	Thad Troedson	23
1979	Curtis Smith	29
1980	Vic Martin	29
1981	Mark Williamson	30
1982	Tim Lambert	32
1983	Kevin Piper	30
1984	Phil Torres	36
1985	Paul Claes	29
1986	Matt Haar	29
1987	Doug Royalty	36
1988	Rusty Filter	26
1989	Dave Riddle	24
1990	Rusty Filter	37
1991	Mark Gapski	32
1992	John Lynn	34
1993	Steve Trainor	26
1994	Doug Webb	32
1995	Desi Herrera	24
1996	Justin Brunette	27
1997	Jeff Dufek	34
1998	Ruben Aguilera	22
1999	A.J. Samadani	29
2000	John Skinner	33
2001	Royce Ring	32
2002	Royce Ring	36
2003	Drew Jenson, Ronnie Lindsey, Mike Moat, Joe Carque	18
2004	Ryan Schroyer	28
2005	Ben Coon	21
2006	Adam Simon	28
2007	Mike Koons	33
2008	Addison Reed	24
2009	Andrew Leary	26
2010	Ryan Wynveen	29
2011	Rasmussen, Wynveen, Crabb	22
2012	Justin Hepner	22
2013	Ethan Miller	26
2014	Michael Cederoth	32
2015	Brian Heldman	37
2016	Jacob Erickson	27
2017	Jacob Erickson	34
2018	Adrian Mardueno	30
	<b>Games Started</b>	
1936	Al Churchman	14
1937	Al Churchman	6
1938	Bill Raaka	8
1939	Not Available	
1940	Buss DeVolder	9
1941	Bill Nettles	8
1942	Nick Ellis	11
1946	Hal Clarke, Jim Gleason	9
1947	Jim Gleason	11
1948	Bob Palash	11
1949	Bill Ruzich	10
1950	Bill Ruzich	10
1951	Bert Grigsby	11
1952	Jim Poole	11
1953	Dick Walker	12
1954	Dick Walker	9
1955	Noel Mickelsen	10
1956	Ken Bailey	9
1957	Dave Cavallin, Don Leigh	9
1958	Don Leigh	11
1959	Don Leigh	12
1960	Tom Biscotti	12
1961	Tom Biscotti	9
1962	Paul Scollard	9
1963	Larry Kramer, Stan Michaels	11
1964	Norm Marr	11
1965	John Lippert	12
1966	Bob Cluck	13
1967	Ron Dargo	12
1968	Dave Middleton	12
1969	Scott Simon	11
1970	Larry Hemphill	15
1971	Brad Cutler	16
1972	Steve Taylor	14
1973	Ray Bolton	13
1974	Marty French	12
1975	Dave Smith	14
1976	Dave Smith, Chick Valley	14
1977	Thad Troedson	12
1978	Bud Black	14
1979	Curtis Burkhead, Scott Hergott	13
1980	Scott Hergott	12
1981	Joe Ferrante, Nick Harsh	14
1982	Greg Crabb	21
1983	Bill Blount	18
1984	Scott Kannenberg	18
1985	T. Arnsberg, B. Blount, M. Erb	13
1986	Mike Erb	16
1987	Mike Erb	15
1988	Rob Brown	17
1989	Rob Brown, Erik Plantenberg	15
1990	Erik Plantenberg	19
1991	Rick Navarro	17
1992	Rick Navarro	10
1993	Rich Juarez	15
1994	Heath Hayes	11
1995	Adam Virchis	11
1996	Brian Scott	16
1997	Justin Brunette	13
1998	Chad Wanders	13
1999	Aaron Harang	16
2000	Jeremy Cook	17
2001	Marcos Mendoza	14
2002	Rory Shortell	18
2003	Mike Moat, Joe Carque	17
2004	Scott Shoemaker	19
2005	Bruce Billings	16
2006	Justin Masterson	16
2007	Lance Sewell, Bruce Billings, Steven Hirschfeld	15
2008	Nate Solow	15
2009	Stephen Strasburg	15
2010	Bryan Crabb	13
2011	Ethan Miller	12
2012	Ryan Doran	13
2013	Ryan Doran	16
2014	Bubba Derby, Mark Seyler	16
2015	Mark Seyler	17
2016	Dominic Purpura	12
2017	Dominic Purpura	16
2018	Garrett Hill, Harrison Pyatt	15

# ANNUAL PITCHING LEADERS

## Complete Games

1936	Al Churchman	14
1937	Al Churchman	6
1938	Bill Raaka	8
1939	Not available	
1940	Buss DeVolder	7
1941	Bill Nettles	8
1942	Nick Ellis	6
1946	Hal Clarke, Jim Gleason	6
1947	Jim Gleason	8
1948	Bill Ruzich	4
1949	Dick Barnes	5
1950	Bill Ruzich	6
1951	Bert Grigsby, Jim Poole	6
1952	Jim Poole	7
1953	Bill Walker	7
1954	Dick Walker	6
1955	Noel Mickelsen	6
1956	Ken Bailey	10
1957	Dave Cavallin	6
1958	Don Leigh	4
1959	Bob Imlay	6
1960	Tom Biscotti	4
1961	Tom Biscotti, Larry Thompson	5
1962	Stan Michaels	3
1963	Norm Marr	9
1964	Norm Marr	8
1965	Dave Bruen, John Lippert	3
1966	Bob Cluck	4
1967	Bob Cluck, Ron Dargo	6
1968	Scott Simon	8
1969	Scott Simon	3
1970	John Andrews	4
1971	Brad Cutler	7
1972	Mike Harrison, Steve Taylor	3
1973	Ray Bolton	8
1974	Bill deLorimer	4
1975	M. French, D. Smith, G. Wilkes	4
1976	Dave Smith	7
1977	Chick Valley	7
1978	Bud Black	5
1979	Burkhead, Casarez, Hergott	4
1980	Vic Martin	3
1981	Nick Harsh	5
1982	Greg Crabb	4
1983	Bill Blount	8
1984	T. Arnsberg, S. Kannenberg	6
1985	Tim Arnsberg, Mike Erb	4
1986	Mike Erb	7
1987	Mike Erb	5
1988	Rob Brown	6
1989	Rob Brown	11
1990	Kurt Archer, Andy Petersen	5
1991	Clint Borman	3

1992	Jerry Stafford	6
1993	Rich Juarez	7
1994	Heath Hayes	3
1995	Adam Virchis	3
1996	Jerrold Riggan	2
1997	Chad Wanders	3
1998	Chad Wanders	5
1999	Aaron Harang	3
2000	Jeremy Cook, Chris Dunwell, Chris Hartshorn, Rory Shortell	1
2001	Marcos Mendoza	3
2002	Dunwell, Shortell, Moat	1
2003	Mike Moat	2
2004	Scott Shoemaker	3
2005	Alex Hinshaw	3
2006	Justin Masterson	4
2007	Bruce Billings, Steven Hirschfeld	1
2008	Stephen Strasburg	4
2009	Stephen Strasburg	2
2010	Addison Reed	2
2011	Corey Black	1
2012	Justin Hepner	1
2013	M. Cederoth, R. Doran	2
2014	Mark Seyler	1
2015	Derby, Erickson, Thompson	1
2016	Dominic Purpura	2
2017	Dominic Purpura	1
2018	Justin Goossen-Brown	1
	<b>Innings Pitched</b>	
1936	Al Churchman	146.0
1937	Al Churchman	88.1
1938	T.S. Walker	78.9
1939	Not available	
1940	Buss DeVolder	66.0
1941	Jack Frost	40.2
1942	Nick Ellis	86.0
1946	Hal Clark, Jim Gleason	65.2
1947	Jim Gleason	90.0
1948	Bill Ruzich	64.0
1949	Bill Ruzich	90.0
1950	Bill Ruzich	78.0
1951	Bert Grigsby	89.1
1952	Jim Poole	84.1
1953	Jim Poole	103.2
1954	Jim Poole	79.2
1955	Noel Mickelsen	86.0
1956	Ken Bailey	105.1
1957	Dave Cavallin	73.2
1958	Don Leigh	87.2
1959	Don Leigh	82.1
1960	Tom Biscotti	101.1
1961	Tom Biscotti	70.2
1962	Larry Kramer	63.0
1963	Norm Marr	111.1

1964	Norm Marr	110.1
1965	John Lippert	101.2
1966	Bob Cluck	113.1
1967	Ron Dargo	95.0
1968	Scott Simon	99.1
1969	Scott Simon	85.0
1970	John Andrews	94.2
1971	Brad Cutler	117.1
1972	Steve Taylor	90.2
1973	Ray Bolton	97.2
1974	Bill deLorimer	108.1
1975	Dave Smith	91.0
1976	Chick Valley	107.2
1977	Thad Troedson	101.2
1978	Bud Black	87.1
1979	Bud Black	80.2
1980	Vic Martin	91.2
1981	Nick Harsh	102.0
1982	Greg Crabb	129.1
1983	Bill Blount	120.1
1984	Scott Kannenberg	118.0
1985	Mike Erb	96.0
1986	Mike Erb	109.1
1987	Mike Erb	98.2
1988	Rob Brown	110.1
1989	Rob Brown	114.2
1990	Erik Plantenberg	114.2
1991	Rick Navarro	98.1
1992	Benji Grigsby	79.0
1993	Rich Juarez	117.2
1994	Heath Hayes	99.1
1995	Adam Virchis	88.0
1996	Brian Scott	98.1
1997	Chad Wanders	102.0
1998	Chad Wanders	90.1
1999	Jeremy Cook, Aaron Harang	108.2
2000	Jeremy Cook	95.1
2001	Marcos Mendoza	91.1
2002	Rory Shortell	113.2
2003	Mike Moat	108.0
2004	Scott Shoemaker	112.2
2005	Bruce Billings	107.2
2006	Justin Masterson	116.0
2007	Bruce Billings	84.1
2008	Stephen Strasburg	97.1
2009	Stephen Strasburg	109.0
2010	Addison Reed	79.1
2011	Cole Swanson	78.0
2012	Ryan Doran	88.0
2013	Ryan Doran	111.2
2014	Bubba Derby	105.1
2015	Mark Seyler	107.1
2016	Dominic Purpura	69.1
2017	Brett Seeburger	93.1
2018	Garrett Hill	78.1



# ANNUAL PITCHING LEADERS

## Wins

1936	Al Churchman	12
1937	Al Churchman	8
1938	T.S. Walker	9
1939	Not available	
1940	Buss DeVolder, Jack Frost	5
1941	William Nettles	6
1942	Nick Ellis	8
1946	Jim Gleason	8
1947	Jim Gleason	9
1948	Bob Palash, Bill Ruzich, Phil Seewald	3
1949	Dick Barnes, Bill Ruzich	4
1950	Bill Ruzich	6
1951	Jim Poole	9
1952	Dick Walker	7
1953	Noel Mickelsen	8
1954	Jim Poole	6
1955	Noel Mickelsen	8
1956	Ken Bailey	10
1957	Dave Cavallin, Don Leigh	7
1958	Bob Imlay, Don Leigh	7
1959	Don Leigh	8
1960	Tom Biscotti	8
1961	Larry Thompson	5
1962	Stan Michaels	6
1963	Norm Marr, Stan Michaels	7
1964	Norm Marr	7
1965	John Lippert	9
1966	Bob Cluck	7
1967	Ron Dargo	8
1968	Scott Simon	7
1969	Scott Simon	5
1970	John Andrews	8
1971	Brad Cutler	9
1972	Larry Luxemburg	6
1973	Ray Bolton	7
1974	Bill deLorimer	8
1975	Greg Wilkes	7
1976	Matt Orvick, Chick Valley	8
1977	Thad Troedson	10
1978	Jim Leicht	9
1979	Curtis Burkhead	10
1980	Vic Martin	11
1981	Nick Harsh	9
1982	Greg Crabb	8
1983	Bill Blount	13
1984	Tim Arnsberg	11
1985	Mike Erb	7
1986	Mike Erb	9
1987	James Campbell	8
1988	John Marshall	11
1989	Rob Brown	10
1990	A. Petersen, E. Plantenberg	10
1991	Rick Navarro	8
1992	Benji Grigsby, Rick Navarro	9

1993	Rich Juarez	7
1994	Heath Hayes, Doug Webb	7
1995	Adam Virchis	6
1996	Jerrold Riggan, Brian Scott	5
1997	Chad Wanders	9
1998	Chad Wanders	9
1999	Aaron Harang	8
2000	Jeremy Cook, Chris Hartshorn	7
2001	Marcos Mendoza	7
2002	Joe Carque	9
2003	Drew Jenson	8
2004	Scott Shoemaker	9
2005	Bruce Billings	6
2006	Bruce Billings, Justin Masterson	6
2007	Steven Hirschfeld, Lance Sewell	5
2008	Stephen Strasburg	8
2009	Stephen Strasburg	13
2010	Addison Reed	8
2011	Swanson, Black, Miller	4
2012	Justin Hepner	5
2013	RyanDoran	8
2014	Bubba Derby, Mark Seyler	8
2015	Mark Seyler	9
2016	J. Erickson, D. Purpura	4
2017	Brett Seeburger	10
2018	Garrett Hill, Adrian Mardueno	7

## Saves

1973	Bill deLorimer	5
1974	Greg Wilkes	3
1975	Thad Troedson	5
1976	Matt Orvick	4
1977	Thad Troedson	4
1978	Ken Jungsten, Thad Troedson, Steve Young	2
1979	Curtis Smith	12
1980	John Lyons, Vic Martin	2
1981	Mark Williamson	6
1982	Mark Williamson	11
1983	Phil Torres	4
1984	Phil Torres	7
1985	Paul Claes	6
1986	Matt Haar	7
1987	Matt Haar	5
1988	Jim Gibbs	7
1989	Dave Riddle	3
1990	Rusty Filter	6
1991	Mark Gapski	5
1992	Benji Grigsby	7
1993	Mark Gapski	2
1994	Doug Webb	4
1995	Desi Herrera, Rey Neder, Brian Scott	2
1996	Justin Brunette	4
1997	Jeff Dufek	9

1998	Ruben Aguilera	8
1999	A.J. Samadani	3
2000	Rory Shortell	3
2001	Royce Ring	9
2002	Royce Ring	17
2003	Drew Jenson	5
2004	Ryan Schroyer	13
2005	Andres Eqsuibel	2
2006	Adam Simon	7
2007	Stephen Strasburg	7
2008	Addison Reed	4
2009	Addison Reed	20
2010	John Pecoraro	6
2011	Rasmussen, Crabb	3
2012	Justin Hepner	7
2013	Bubba Derby	10
2014	Michael Cederoth	20
2015	CJ Saylor	11
2016	J. Erickson, B. Heldman	2
2017	CJ Saylor	13
2018	Casey Schmitt	9

## Walks

1936	Al Churchman	47
1937	Al Churchman	30
1938	Bill Raaka, T.S. Walker	46
1939	Not Available	
1940	Dan Rowland	28
1941	William Nettles	32
1942	Nick Ellis	39
1946	Jim Gleason, Fulton Vickery	36
1947	Jim Gleason	33
1948	Bob Palash	25
1949	Bill Ruzich	44
1950	Dick Barnes	33
1951	Bert Grigsby	77
1952	Bert Grigsby	46
1953	Bert Grigsby	47
1954	Dick Walker	24
1955	Noel Mickelsen	34
1956	Ken Bailey	70
1957	Don Leigh	35
1958	Don Leigh, Bob Lusky	44
1959	Don Leigh	51
1960	Tom Biscotti	57
1961	Tom Biscotti	51
1962	Larry Kramer	31
1963	Norm Marr	51
1964	Stan Michaels	31
1965	Don Shaw	35
1966	Bob Cluck	59
1967	Ron Dargo	65
1968	Dirk Van Dyke	36
1969	Dale Davis	59

# ANNUAL PITCHING LEADERS

1970	Dale Davis	55
1971	Mike Harrison	43
1972	Steve Taylor	43
1973	Ray Bolton	57
1974	Marty French	55
1975	Wayne Steele	40
1976	Chick Valley	39
1977	Scott Davis	32
1978	Bud Black	58
1979	Bud Black, Vic Martin	46
1980	Vic Martin	60
1981	Vic Martin	54
1982	Bill Blount	53
1983	Bill Blount	57
1984	David Provencher	50
1985	Tim Arnsberg	43
1986	Rusty Elsberry	66
1987	Mike Erb, John Hemmerly	44
1988	Erik Plantenberg	53
1989	Erik Plantenberg	36
1990	Erik Plantenberg	54
1991	Brian Holliday	45
1992	Benji Grigsby	34
1993	Mike Richardson	42
1994	John Lynn	42
1995	Adam Virchis	29
1996	Jerrold Riggan	41
1997	Brian Scott	33
1998	Aaron Harang	42
1999	Aaron Harang	47
2000	Rory Shortell	42
2001	Rory Shortell	38
2002	Rory Shortell	42
2003	Joe Carque	32
2004	Daryl Harang	57
2005	Alex Hinshaw	39
2006	Bruce Billings	43
2007	Bruce Billings	35
2008	Nate Solow	31
2009	Tyler Lavigne	28
2010	Bryan Crabb	35
2011	Corey Black	42
2012	Michael Cederoth	48
2013	Philip Walby	51
2014	Bubba Derby	39
2015	Mark Seyler	35
2016	H. Pyatt, C. Thompson	24
2017	Brett Seeburger	30
2018	Harrison Pyatt	38

## Strikeouts

1936	Al Churchman	100
1937	Al Churchman	73
1938	T.S. Walker	47

1939	Not available	
1940	Buss DeVolder	63
1941	William Nettles	49
1942	Nick Ellis	55
1946	Jim Gleason	57
1947	Jim Gleason	47
1948	Bill Ruzich	52
1949	Bill Ruzich	71
1950	Bill Ruzich	84
1951	Bert Grigsby	49
1952	Dick Walker	44
1953	Jim Poole	52
1954	Dick Walker	49
1955	Noel Mickelsen	63
1956	Ken Bailey	88
1957	Dave Cavallin	74
1958	Bob Lusky	39
1959	Tom Biscotti	64
1960	Tom Biscotti	84
1961	Tom Biscotti	57
1962	Larry Kramer	65
1963	Norm Marr	93
1964	Norm Marr	74
1965	John Lippert	78
1966	Bob Cluck	115
1967	Bob Cluck	99
1968	Scott Simon	92
1969	Scott Simon	68
1970	John Andrews	65
1971	Brad Cutler	53
1972	Larry Luxemburg	62
1973	Ray Bolton	57
1974	Bill deLorimer	64
1975	Dave Smith	61
1976	Chick Valley	103
1977	Chick Valley	76
1978	Bud Black	85
1979	Bud Black	82
1980	Vic Martin	84
1981	John Lyons	55
1982	Mark Williamson	113
1983	Bill Blount	80
1984	Tim Arnsberg	71
1985	Mike Erb	93
1986	Mike Erb	101
1987	Mike Erb	105
1988	Rob Brown	99
1989	Rob Brown	122
1990	Erik Plantenberg	101
1991	Rick Navarro	91
1992	Benji Grigsby	107
1993	Rich Juarez	73
1994	Doug Webb	48
1995	Adam Virchis	61

1996	Brian Scott	87
1997	Brian Scott	98
1998	A.J. Samadani	85
1999	Aaron Harang	101
2000	Jeremy Cook	63
2001	Marcos Mendoza	118
2002	Chris Dunwell	89
2003	Mike Moat	72
2004	Scott Shoemaker	110
2005	Bruce Billings	112
2006	Justin Masterson	108
2007	Lance Sewell	74
2008	Stephen Strasburg	133
2009	Stephen Strasburg	195
2010	Addison Reed	90
2011	Corey Black	78
2012	Michael Cederoth	62
2013	Michael Cederoth	109
2014	Bubba Derby	100
2015	Bubba Derby	131
2016	Marcus Reyes	56
2017	Brett Seeburger	69
2018	Garrett Hill	72

# HITTING CAREER RECORDS

## Games

Chase Calabuig (2015-18)	238
Tim Zier (2011-14)	236
Jake McLintock (2002-05)	225
Steve Hill (1984-86)	217
Evan Potter (2011-14)	216
Monte McAbee (1977-80)	215
Spencer Thornton (2012, 2014-16)	213
Joe Holvey (1982-84, 86)	213
Kalin Foulds (1994-96, 98)	212
Bobby Meacham (1979-81)	209
Steve Dietz (1990-93)	207
Anthony Johnson (1987-90)	207
Paul Lockhart (1997-2000)	206
Chris Cannizzaro (1981-83)	202
Rigo Rodriguez (1979-82)	202
Joe Holvey (1982-84)	199
David Hensley (2015-18)	198
Steve Montejano (1985-88)	198
Harry Henderson (1986-89)	195
Chris Gwynn (1983-85)	194
Kent Torve (1982-84)	193
Mark Smelko (1978-81)	193

## At Bats

Tim Zier (2011-14)	936
Chase Calabuig (2015-18)	853
Jake McLintock (2002-05)	843
Bobby Meacham (1979-81)	767
Kalin Foulds (1994-96, 98)	750
Greg Allen (2012-14)	740
Paul Lockhart (1997-2000)	737
Chris Wilson (2009-12)	718
David Hensley (2015-18)	712
Ty France (2013-15)	698
Anthony Gwynn (2001-03)	697
Chris Gwynn (1983-85)	697
Andrew Brown (2014-17)	696
James Guerrero (2003-05)	692
Nick Romero (2006-08)	687
Brock Ungricht (2004-06)	686
Tim Zier (2011-Present)	685
Monte McAbee (1977-80)	679
Doug Elliott (1977-79)	671
Steve Hill (1984-86)	667
Travis Lee (1994-96)	665
Alan Trejo (2015-17)	661
Jeff Barry (1988-90)	657
Jordan Verdon (2016-18)	656
Pat Colwell (2007-9, 11)	653

## Runs

Bobby Meacham (1979-81)	214
Chris Cannizzaro (1981-83)	179
Kalin Foulds (1994-96, 98)	165
Travis Lee (1994-96)	165

Steve Hill (1984-86)	165
Chris Gwynn (1983-85)	165
Jake McLintock (2002-05)	164
Chase Calabuig (2015-18)	160
James Guerrero (2003-05)	156
Anthony Gwynn (2001-03)	156
Paul Lockhart (1997-2000)	154
Jeff Barry (1988-90)	152
Steve Dietz (1990-93)	151
Brandon Meredith (2009-11)	150
Tim Zier (2011-14)	149
Monte McAbee (1977-80)	148
Greg Allen (2012-14)	147
Nikco Riesgo (1986-88)	145
Steve Montejano (1985-88)	145
Jerry Smith (1956-59)	137
Derek Vinyard (1990-92)	136
Doug Elliott (1977-79)	136

## Hits

Tim Zier (2011-14)	301
Jake McLintock (2002-05)	281
Bobby Meacham (1979-81)	277
Chase Calabuig (2015-18)	256
Chris Gwynn (1983-85)	247
Anthony Gwynn (2001-03)	238
Ty France (2013-15)	235
Paul Lockhart (1997-2000)	232
James Guerrero (2003-05)	231
Travis Lee (1994-96)	231
Greg Allen (2012-14)	225
Doug Elliott (1977-79)	223
David Hensley (2015-18)	222
Monte McAbee (1977-80)	220
Brock Ungricht (2004-06)	218
Kerwin Danley (1980-83)	214
Nick Romero (2006-08)	212
Jeff Barry (1988-90)	211
Harry Henderson (1986-89)	211
Chris Cannizzaro (1981-83)	211
Kalin Foulds (1994-96, 98)	210

## Total Bases

Jake McLintock (2002-05)	411
Chris Gwynn (1983-85)	404
Paul Lockhart (1997-2000)	385
Bobby Meacham (1979-81)	380
Chase Calabuig (2015-18)	365
Travis Lee (1994-96)	365
Tim Zier (2011-14)	360
Nick Romero (2006-08)	345
Monte McAbee (1977-80)	342
James Guerrero (2003-05)	331
Ty France (2013-15)	330
Terry Jones (1983-84)	326
Jeff Barry (1988-90)	321

Cory Vaughn (2008-10)	316
Steve Montejano (1985-88)	315
Brandon Meredith (2009-11)	312
Anthony Gwynn (2001-03)	303
Tyler Adkison (2015-17)	301
Doug Elliott (1977-79)	297
Steve Hill (1984-86)	295
Brock Ungricht (2004-06)	294

## Doubles

Chris Gwynn (1983-85)	54
Terry Jones (1983-84)	54
Monte McAbee (1977-80)	53
Jake McLintock (2002-05)	51
Bobby Meacham (1979-81)	51
Steve Montejano (1985-88)	50
Ty France (2013-15)	47
Tim Zier (2011-14)	47
Chris Wilson (2009-12)	46
Paul Lockhart (1997-2000)	45
Ryan Muno (2012-15)	44
Harry Henderson (1986-89)	44
Brandon Meredith (2009-11)	43
Travis Lee (1994-96)	42
Chris Cannizzaro (1981-83)	41
Tyler Adkison (2015-17)	41
Carlo Cota (1999-2002)	40
Jason Phillips (1995-97)	40
Brock Ungricht (2004-06)	39
Brad Haynal (2011-14)	38
Kerwin Danley (1980-83)	38
Doug Elliott (1977-79)	38

## Triples

James Guerrero (2003-05)	16
Anthony Gwynn (2001-03)	15
Nikco Riesgo (1986-88)	15
Art Preston (1950-52)	15
Jake McLintock (2002-05)	14
Bill Dunckel (1990-91)	14
Chris Gwynn (1983-85)	14
Earle Brucker (1947-48)	14
Stewart Smothers (1995-97)	13
Troy Hanzawa (2007-08)	12
Monte McAbee (1977-80)	12
Chase Calabuig (2015-18)	11
Brock Ungricht (2004-06)	11
Gary Armstrong (1977-79)	11
Paul Lockhart (1997-2000)	10
Javier Ramos (1996-99)	10
Greg Quam (1991-93)	10
Anthony Johnson (1987-90)	10
Chris Jones (1978-79)	10
Spencer Thornton (2012, 2014-16)	9
Greg Allen (2012-14)	9
Mike Everett (1965-67)	9
Dennis Rickards (1960-62)	9



# HITTING CAREER RECORDS

Richard Saloman (1960-62)	9
Jerry Smith (1956-59)	9
Ed Thile (1951-53)	9
Mickey Aguirre (1946-48)	9

## Home Runs

Curt Mendoza (2003-06)	28
Paul Lockhart (1997-2000)	28
Nick Romero (2006-08)	27
Travis Lee (1994-96)	26
Chris Wilson (2009-12)	25
Cory Vaughn (2008-10)	25
Tommy Rinks (1956-58)	25
Chris Gwynn (1983-85)	23
Chad Corona (2001-04)	22
Heath Hayes (1993-94)	22
Tyler Adkison (2015-17)	21
Brandon Rogers (1998-2000)	21
Alex Pelaez (1997-98)	21
Jeff Barry (1988-90)	20
Al Romero (1980-81)	20
John Helfrick (1973-74)	20
Dean Nevarez (2016-18)	19
Jordan Verdon (2016-18)	19
Brandon Meredith (2009-11)	19
Steve Hagins (1995-97)	19
Pat Rubino (1978)	19
Brad Haynal (2011-14)	18
Steve Montejano (1985-88)	18
Tony Gwynn (1979-81)	18
Paul Wirkus (1979-80)	18

## Runs Batted In

Jake McLintock (2002-05)	178
Chris Gwynn (1983-85)	168
Paul Lockhart (1997-2000)	161
Travis Lee (1994-96)	155
Nick Romero (2006-08)	154
Monte McAbee (1977-80)	148
Steve Montejano (1985-88)	140
Terry Jones (1983-84)	137
Brandon Meredith (2009-11)	136
Jordan Verdon (2016-18)	134
Chris Wilson (2009-12)	134
Cory Vaughn (2008-10)	134
Al Romero (1980-81)	134
Jeff Barry (1988-90)	132
Bobby Meacham (1979-81)	131
Ty France (2013-15)	130
Tyler Adkison (2015-17)	130
Jomel Torres (2009-12)	129
Jerry Smith (1956-59)	128
Tim Zier (2011-14)	127
Harry Henderson (1986-89)	127
Kerwin Danley (1980-83)	126
Chase Calabuig (2015-18)	126

## Stolen Bases

Kalin Foulds (1994-96, 98)	132
Bobby Meacham (1979-81)	116
Jeff Barry (1988-90)	102
Steve Hill (1984-86)	102
Travis Lee (1994-96)	86
Derek Vinyard (1990-91)	78
Chris Cannizzaro (1981-83)	77
Kalin Foulds (1994-96)	74
Anthony Gwynn (2001-03)	69
Rick Barlow (1980-82)	65
Steve Dietz (1990-93)	63
Greg Allen (2012-14)	61
Jeff DaVanon (1983-95)	58
Scott Dennison (1990-91)	56
Chris Jones (1978-79)	55
Doug Hunt (1969-70)	51
Quintin Berry (2005-06)	50
Doug Elliott (1977-79)	50
Lewie Graham (1982-84)	49
Tim Zier (2011-14)	48
Chris Gwynn (1983-85)	48

## Walks

Chris Cannizzaro (1981-83)	169
Steve Hill (1984-86)	141
Travis Lee (1994-96)	119
Chase Calabuig (2015-18)	117
James Guerrero (2003-05)	116
Gary Armstrong (1975-77)	113
Monte McAbee (1977-80)	111
Jomel Torres (2009-12)	109
Steve Dietz (1990-93)	103
Brandon Meredith (2009-11)	102
Eric Christopherson (1988-90)	98
Bobby Meacham (1979-81)	95
Tommy Rinks (1956-58)	92
Flavio Alfaro (1983-84)	91
Spencer Thornton (2012, 2014-16)	88
Kalin Foulds (1994-96, 98)	88
Nick Romero (2006-08)	86
Brock Ungricht (2004-06)	86
Greg Allen (2012-14)	85
Landon Burt (2001-04)	85
Paul Lockhart (1997-2000)	84
Derek Vinyard (1990-92)	84

## Hit By Pitch

Ty France (2013-15)	48
Pat Colwell (2007-09, 11)	36
Brandon Meredith (2009-11)	35
Tim Zier (2011-14)	32
Evan Potter (2011-14)	30
Jake McLintock (2002-05)	29
Danny Sheehan (2014-17)	28
Seby Zavala (2012, 2014-15)	26
Cory Vaughn (2008-10)	24
Jordan Verdon (2016-18)	22
Ryan Muno (2012-15)	22
Brad Haynal (2011-14)	22
James Guerrero (2003-05)	21
Landon Burt (2001-04)	21
Greg Allen (2012-14)	20

Jomel Torres (2009-12)	20
Chad Corona (2001-04)	18
Steve Hagins (1995-97)	18
Cory Vaughn (2008-09)	17
Steven Pallares (2012-15)	16
Taber Lee (2000-2002)	16
Nikco Riesgo (1986-88)	16

## Sacrifice Bunts

Evan Potter (2011-14)	33
Steve Dietz (1990-93)	31
Kalin Foulds (1994-96, 98)	29
Chase Calabuig (2015-18)	28
David Hensley (2015-18)	25
Steve Boucher (1990-91)	24
Flavio Alfaro (1983-84)	24
Danny Sheehan (2014-17)	24
Pat Colwell (2007-09, 11)	23
Tim Zier (2011-14)	22
Derek Vinyard (1990-92)	22
Greg Allen (2012-14)	21
Danny Sheehan (2013-15)	20
Brandon Decker (2007-10)	20
Marty Nellis (1958-60)	20
Spencer Thornton (2012, 2014-16)	19
Jomel Torres (2009-12)	19
Jim Bass (1946, 1948-50)	19
Anthony Gwynn (2001-03)	17
Burt Swaim (1960-62)	17
Dennis Rickards (1960-62)	17
Jason Phillips (1995-97)	16
Stewart Smothers (1995-97)	16


## Sacrifice Flies

Jordan Verdon (2016-18)	18
Jake McLintock (2002-05)	18
Brad Haynal (2011-14)	14
Chris Wilson (2009-12)	14
Tyler Adkison (2015-17)	14
Seby Zavala (2012, 2014-15)	13
Nick Romero (2006-08)	13
Carlo Cota (1999-2002)	13
Steve Hill (1984-86)	13
Kerwin Danley (1980-83)	13
Bobby Meacham (1979-81)	13
Garett Green (2007-08)	12
James Guerrero (2003-05)	12
Spencer Thornton (2012, 2014-16)	11
Ty France (2013-15)	11
Marcelino Garcia (1991-92)	11
Steve Montejano (1985-88)	11
Flavio Alfaro (1983-84)	11
Al Romero (1980-81)	11
Monte McAbee (1977-80)	11
Paul Lockhart (1997-2000)	10
David Hensley (2015-18)	9
Brandon Meredith (2009-11)	9
Scott Dennison (1990-91)	9
Brian Grebeck (1989-90)	9
Chuck McInnis (1987-88)	9
Chris Gwynn (1983-85)	9

# PITCHING CAREER RECORDS

<u>Appearances</u>			
Jacob Erickson (2015-18)	120	Scott Hergott (1979-80)	11
Kevin Piper (1982-85)	106	Scott Simon (1968-69)	11
Royce Ring (2000-02)	92	Larry Thompson (1960-62)	11
Thad Troedson (1975-78)	92	Tim Arnsberg (1984-85)	10
Matt Haar (1984-87)	91	Curtis Burkhead (1978-81)	9
Justin Brunette (1994-97)	83	Ray Bolton (1972-73)	9
Chris Hartshorn (2000-02, 04)	81	Chad Wanders (1997-98)	8
Rusty Filter (1987-90)	80	Scott Kannenberg (1983-84)	8
Scott Lawrence (1982, 84-86)	79	Bud Black (1978-79)	8
John Lynn (1991-92, 94)	77	Rich Juarez (1992-93)	7
Ben Coon (2003-06)	76	Vic Martin (1979-81)	7
Cody Thompson (2014-2017)	76	Steve Taylor (1971-72)	7
Jeff Dufek (1995-97, 99)	72	Brad Cutler (1971)	7
Jeremy Cook (1997-2000)	71	Ron Dargo (1966-67)	7
Mark Williamson (1981-82)	71		
Mark Gapski (1991-94)	69	<u>Innings Pitched</u>	
Rick Navarro (1989-91)	69	Bill Blount (1982-85)	342.2
Brett Seeburger (2014-17)	69	James Poole (1951-54)	332.2
Vic Martin (1979-81)	67	Bruce Billings (2004-07)	323.1
Bruce Billings (2004-07)	66	Mike Erb (1985-87)	304.0
James Poole (1951-54)	64	Jeremy Cook (1997-2000)	296.0
Craig Rasmussen (2008-11)	63	Noel Mickelsen (1953-56)	294.0
John Skinner (2000-01)	63	Bill Ruzich (1947-50)	270.0
		Erik Plantenberg (1988-90)	266.2
<u>Games Started</u>		Cody Thompson (2014-17)	264.0
Bill Blount (1982-85)	57	Richard Walker (1952-55)	260.1
Bruce Billings (2004-07)	54	Bert Grigsby (1951-54)	260.0
Erik Plantenberg (1988-90)	46	Thad Troedson (1975-78)	259.2
Mike Erb (1985-87)	44	Rick Navarro (1989-92)	257.2
Jeremy Cook (1997-2000)	42	Norm Marr (1962-64)	251.2
Rory Shortell (2000-02)	40	Tom Biscotti (1959-61)	250.1
Rick Navarro (1989-92)	40	Chris Hartshorn (2000-02, 04)	248.0
Brian Scott (1995-97)	39	Dave Smith (1974-76)	248.0
Cody Thompson (2014-17)	38	Bubba Derby (2013-15)	244.0
Dave Smith (1974-76)	37	Stephen Strasburg (2007-09)	243.1
John Hemmerly (1987-89)	35	Don Leigh (1957-59)	242.2
Chris Hartshorn (2000-02, 04)	34	Stan Michaels (1962-64)	241.1
Scott Kannenberg (1983-85)	33		
Curtis Burkhead (1978-81)	33	<u>Strikeouts</u>	
Rob Brown (1988-89)	32	Stephen Strasburg (2007-09)	375
Brett Seeburger (2014-17)	32	Bruce Billings (2004-07)	304
Harrison Pyatt (2016-present)	31	Mike Erb (1985-87)	299
Ben Coon (2003-06)	30	Bubba Derby (2013-15)	275
Aaron Harang (1997-99)	30	Rick Navarro (1989-91)	243
Mike Moat (2001-03)	29	Bill Ruzich (1948-50)	237
Tim Arnsberg (1984-85)	29	Brian Scott (1995-97)	228
Stephen Strasburg (2007-09)	28	Jeremy Cook (1997-2000)	227
Gary Henderson (1982-84)	28	Michael Cederoth (2011-14)	226
		Erik Plantenberg (1988-90)	224
<u>Complete Games</u>		Rob Brown (1988-89)	221
Rob Brown (1988-89)	17	Bill Blount (1982-85)	219
Norm Marr (1962-64)	17	Bob Cluck (1966-67)	209
Bill Blount (1982-85)	14	Tom Biscotti (1959-61)	205
Stan Michaels (1962-64)	14	Noel Mickelson (1953-56)	195
Mike Erb (1985-87)	13	Norm Marr (1962-64)	194
Chick Valley (1976-77)	13	Rory Shortell (2000-02)	192
Dave Smith (1974-76)	13	Cody Thompson (2014-17)	181
Tom Biscotti (1959-61)	13	Chris Hartshorn (2000-02, 04)	179
		Aaron Harang (1997-99)	179
		Chick Valley (1976-77)	179
		<u>Victories</u>	
		Bill Blount (1982-85)	32
		Rick Navarro (1989-92)	27
		James Poole (1951-54)	27
		Vic Martin (1979-81)	26
		Noel Mickelsen (1953-56)	25
		Erik Plantenberg (1988-90)	24
		Stephen Strasburg (2007-09)	22
		Bruce Billings (2004-07)	22
		Mike Erb (1985-87)	22
		Don Leigh (1957-59)	22
		Richard Walker (1952-55)	21
		Bubba Derby (2013-15)	20
		Rory Shortell (2000-02)	20
		Curtis Burkhead (1978-81)	20
		Dave Cavallin (1955-58)	20
		Al Churchman (1936-37)	20
		Rob Brown (1988-89)	19
		Stan Michaels (1962-64)	19
		Tom Biscotti (1959-61)	19
		Bob Imlay (1957-60)	19
		<u>Saves</u>	
		Royce Ring (2000-02)	26
		Addison Reed (2008-09)	24
		CJ Saylor (2014-17)	24
		Michael Cederoth (2011-14)	20
		Mark Williamson (1981-82)	17
		Thad Troedson (1975-78)	14
		Ryan Schroyer (2004)	13
		Matt Haar (1984-87)	13
		CJ Saylor (2013-15)	11
		Phil Torres (1983-84)	11
		Jeff Dufek (1995-97, 99)	11
		Curtis Smith (1978-79)	11
		Bubba Derby (2013-16)	10
		Rusty Filter (1987-90)	10
		Casey Schmitt (2018-present)	9
		Kevin Piper (1982-85)	9
		Justin Hepner (2011-13)	8
		Ruben Aguilera (1997-98)	8
		Jorge Fernandez (2017-18)	8
		Justin Hepner (2010-11)	7
		Stephen Strasburg (2007)	7
		Adam Simon (2006)	7
		Drew Jenson (2002-04)	7
		John Lynn (1991-92, 94)	7
		Mark Gapski (1991, 93-94)	7
		Benji Grigsby (1992)	7
		Jim Gibbs (1988-89)	7
		Paul Claes (1984-85)	7
		Matt Orvick (1976-77)	7
		Bill deLorimier (1973-74)	7

# PAST HEAD COACHES



## CHARLIE SMITH 1936-64

Charlie Smith was San Diego State's head coach when the sport was elevated to "major" status in 1936. In his 26 seasons at the helm of the Aztec program, he had just one losing campaign. His teams won 11 conference titles and finished second on 10 occasions. Smith's 1958 squad won the NAIA national championship. He ended his SDSU coaching career with a mark of 555-289-10 for a .656 winning percentage.

Smith attended nearby Coronado High School and went on to win 12 varsity letters as an athlete at San Diego State, including four each in the sports of football, basketball and baseball. He graduated from SDSU

in 1931 and soon thereafter began a long and illustrious career in the Aztec Athletic Department.

Smith began his association with SDSU athletics immediately after graduation, and over the next 35 years held a variety of administrative and coaching positions with the Aztecs. He was an assistant on the football coaching staff for 26 years and was also the varsity basketball coach for two seasons.

In addition, Smith served as the school's Athletic Director for eight years, from 1947 until 1954. Among his other administrative duties were as president of the California Collegiate Athletic Association (CCAA) and as the district representative to the National Association of Intercollegiate Athletics (NAIA).

He served as an army officer during World War II and continued his military role as a major in the Air Force Reserve. Smith received a master's degree from USC in 1946. He also spent time in the off-season as a baseball scout for the Brooklyn Dodgers.

Smith passed away in 1969, and San Diego State's playing field (Charlie Smith Field at Tony Gwynn Stadium) is named in his honor.



## LYLE OLSEN 1965-71

Lyle Olsen became San Diego State's head baseball coach after Charlie Smith retired at the end of the 1964 season. Olsen was also a member of the physical education staff at SDSU for 19 years (1961-1989).

In his seven seasons with the Aztecs, he compiled a record of 181-134-9 (.573) as the program moved from the Division II California Collegiate Athletic Association to the Division I Pacific Coast Athletic Association. In 1973, Olsen began coaching for the UC San Diego baseball club, where he remained until after the 1978 season - all the while serving as a professor at San Diego


State University.

A native of San Mateo, Calif., Olsen attended Chico State University where he earned both an A.B. and M.A. degree in physical education. He distinguished himself in baseball and basketball, leading to a career in professional baseball. He was a member of the Brooklyn Dodgers organization for six seasons, reaching the AAA level with St. Paul of the American Association and Sacramento and Spokane of the P.C.L.

After concluding his pro baseball career, he earned a doctoral degree from Columbia. Prior to his arrival at San Diego State, Olsen held three other baseball coaching posts. He was an assistant at Queen's College (1960-61), head coach at Chico High School and assistant at Columbia (1958-60). He also coached teams in Alaska, Canada and Sweden.

In 1983, while a professor at SDSU, he founded the Sports Literature Association, which publishes the international journal, *Aethlon: The Journal of Sports Literature*.

In 1989, he relocated to Tennessee, where he served as adjunct professor of English for Eastern Tennessee State University until his passing in 2000.



## JIM DIETZ 1972-2002

Jim Dietz, who retired at the end of the 2002 campaign, finished a 31-year career at SDSU as one of the all-time winningest coaches in NCAA history. His final mark of 1,231-750-18 (.620) ranked seventh nationally among active Division I coaches at the time when he concluded his final season with the Aztecs.

Born in Eugene, Ore., Dietz played at Southern Oregon College and went on to play three seasons as a member of the Detroit organization. He began his baseball coaching career at Lowell (Ore.) High and coached at the University of Oregon before arriving at San Diego State in

1972.

Over the next three decades, his Aztec teams won numerous conference, divisional, and regular-season titles. He guided his 1979 squad to the school's first-ever appearance in the NCAA tournament, a feat he accomplished eight times during his tenure.

Dietz earned both conference and regional coach-of-the-year honors during his tenure at SDSU. Among his other honors were the Super Star Award from Collegiate Baseball, the Citizen of the Year Award from the City Club of San Diego, and the Breitbard Award for his contributions through baseball to the San Diego community.

Dietz was also one of the most successful summer league coaches in history, taking his teams to seven National Baseball Congress National Finals and winning four national summer championships during the 1970s. For his efforts he was named the NBC Coach of the Decade.

Dietz was inducted into the American Baseball Coaches Association Hall of Fame in January 2002.



## TONY GWYNN 2002-14

Former major league all-star and San Diego State outfielder Tony Gwynn served as the Aztecs' head coach from 2003 to 2014, a 12-year span that saw him compile a 363-363 record. Along the way his teams won three Mountain West titles (one regular-season, two tourney titles), made three NCAA Regional appearances and he was named conference Coach of the Year in 2004.

An All-American at San Diego State as a collegiate player, Gwynn was named SDSU's head baseball coach on September 21, 2001, and officially took the reins of the Aztec program in July 2003. He had served as

a volunteer assistant coach with the Aztecs during the 2002 campaign under former head coach Jim Dietz, who retired at the end of that season.

Gwynn concluded a 20-year career with the San Diego Padres on Sept. 30, 2001, as one of only 16 players (including four National Leaguers) to have played at least 20 seasons and spent their entire careers with one team.

In his 20 seasons with the Padres, Gwynn compiled a career average of .338, a mark that ranks 17th all-time among major league players. He hit .300 or better against every team in the National League with a high-water mark of .379 against the Colorado Rockies.

Gwynn was 16-time National League All-Star and was voted to start that contest 11 times. He was named to the all-star squad 12 of his final 13 seasons (all but 2000) and 16 of his last 18 campaigns. He was inducted in the National Baseball Hall of Fame in January 2007.

As a baseball player at SDSU, Gwynn was a two-time All-American and also played four seasons of basketball. He still holds the Aztec hoop records for assists in a game, season and career.

Gwynn passed away in June 2014 at the age of 54.



# YEAR-BY-YEAR TEAM RECORDS

## Southern California Intercollegiate Athletic Conference

Year	Overall		Conf.		Place	Coach
	W-L-T	Pct.	W-L-T	Pct.		
1936	19-6-1	.750	3-1-0	.750	1st (T)	Charlie Smith
1937	19-9-1	.672	10-2-0	.867	1st	Charlie Smith
1938	20-11-0	.645	13-2-0	.800	1st	Charlie Smith
1939	14-8-0	.636	10-3-0	.769	2nd	Charlie Smith

## California Collegiate Athletic Association

Year	Overall		Conf.		Place	Coach
	W-L-T	Pct.	W-L-T	Pct.		
1940	18-9-1	.661	7-5-0	.583	2nd	Charlie Smith
1941	15-9-0	.625	6-3-0	.667	1st (T)	Charlie Smith
1942	17-7-0	.708	6-0-0	1.000	1st	Charlie Smith
1946	32-7-0	.821	11-1-0	.917	1st	Charlie Smith
1947	24-8-1	.742	13-4-0	.765	1st	Charlie Smith
1948	17-14-1	.547	6-9-0	.400	4th (T)	Charlie Smith
1949	16-20-1	.446	6-9-0	.400	4th (T)	Charlie Smith
1950	20-14-1	.586	3-4-1	.438	2nd*	Charlie Smith
1951	21-12-0	.636	11-4-0	.733	2nd	Charlie Smith
1952	20-15-0	.571	8-4-0	.667	1st (T)	Charlie Smith
1953	24-15-0	.615	13-2-0	.867	1st	Charlie Smith
1954	16-15-0	.516	9-6-0	.667	2nd (T)	Charlie Smith
1955	22-6-0	.786	5-3-0	.625	2nd	Charlie Smith
1956	27-12-0	.692	10-2-0	.800	2nd	Charlie Smith
1957	23-9-1	.712	12-3-0	.800	1st	Charlie Smith
1958	26-7-1	.779	13-2-0	.867	1st	Charlie Smith
1959	28-9-0	.757	10-5-0	.667	2nd	Charlie Smith
1960	25-13-0	.658	11-4-0	.733	1st	Charlie Smith
1961	22-14-0	.611	10-6-0	.625	2nd	Charlie Smith
1962	28-10-0	.737	11-7-0	.611	3rd	Charlie Smith
1963	23-14-0	.622	10-6-0	.625	3rd	Charlie Smith
1964	19-16-1	.542	7-8-0	.467	4th	Charlie Smith
1965	27-14-1	.655	7-8-0	.467	4th (T)	Lyle Olsen
1966	27-18-0	.600	10-10-0	.500	4th	Lyle Olsen
1967	22-13-1	.625	13-4-0	.765	2nd	Lyle Olsen
1968	32-20-0	.615	13-8-0	.619	3rd	Lyle Olsen
1969	16-27-2	.378	Independent			Lyle Olsen

\* CCAA Southern Division

## Pacific Coast Athletic Association

Year	Overall		Conf.		Place	Coach
	W-L-T	Pct.	W-L-T	Pct.		
1970	28-18-3	.609	9-5-1	.633	2nd	Lyle Olsen
1971	29-24-2	.545	12-8-0	.600	3rd	Lyle Olsen
1972	25-32-1	.438	10-8-0	.556	3rd	Jim Dietz
1973	31-25-1	.554	9-9-0	.500	3rd (T)	Jim Dietz
1974	37-24-0	.607	17-9-0	.654	2nd	Jim Dietz
1975	22-25-0	.468	8-10-0	.444	4th	Jim Dietz
1976	36-22-1	.621	13-8-0	.619	2nd	Jim Dietz

## Southern California Baseball Association

Year	Overall		Conf.		Place	Coach
	W-L-T	Pct.	W-L-T	Pct.		
1977	49-16-1	.750	16-8-0	.667	3rd	Jim Dietz
1978	38-27-0	.585	12-16-0	.400	4th	Jim Dietz

## Western Athletic Conference

Year	Overall		Conf.		Place	Coach
	W-L-T	Pct.	W-L-T	Pct.		
1979	55-18-1	.750	12-4-0	.750	1st #	Jim Dietz
1980	40-26-3	.601	11-12-1	.479	3rd #	Jim Dietz
1981	51-17-0	.750	14-1-0	.933	1st #	Jim Dietz
1982	58-30-3	.654	14-10-0	.583	2nd #	Jim Dietz
1983	62-15-0	.805	21-3-0	.875	1st #	Jim Dietz
1984	66-23-0	.742	14-10-0	.583	2nd #	Jim Dietz
1985	42-30-1	.582	6-16-0	.272	4th #	Jim Dietz
1986	42-23-1	.644	16-8-0	.667	1st +	Jim Dietz
1987	32-28-1	.534	12-10-0	.545	2nd +	Jim Dietz
1988	47-18-1	.720	21-5-0	.808	1st	Jim Dietz
1989	37-25-0	.597	17-9-0	.654	2nd	Jim Dietz
1990	49-22-0	.690	21-7-0	.750	1st	Jim Dietz
1991	43-21-0	.672	15-6-0	.714	2nd	Jim Dietz
1992	39-18-0	.684	18-8-0	.692	2nd	Jim Dietz
1993	22-36-0	.379	7-15-0	.318	5th +	Jim Dietz
1994	35-23-0	.603	15-9-0	.625	1st (T) +	Jim Dietz
1995	30-25-0	.545	13-16-0	.448	4th +	Jim Dietz
1996	32-25-2	.559	16-14-0	.533	4th+	Jim Dietz
1997	41-22-1	.631	17-13-0	.614	3rd+	Jim Dietz
1998	32-25-0	.561	18-12-0	.600	2nd+	Jim Dietz
1999	27-32-0	.458	14-16-0	.467	7th	Jim Dietz

# WAC Southern Division + WAC Western Division

## Mountain West Conference

Year	Overall		Conf.		Place	Coach
	W-L-T	Pct.	W-L-T	Pct.		
2000	34-28	.548	17-12	.586	2nd	Jim Dietz
2001	34-26	.567	19-11	.633	2nd	Jim Dietz
2002	43-23	.652	20-10	.667	1st	Jim Dietz
2003	29-32	.475	18-12	.600	2nd (T)	Tony Gwynn
2004	35-29	.547	19-9	.679	1st	Tony Gwynn
2005	26-35	.426	17-13	.567	3rd	Tony Gwynn
2006	23-36	.390	14-8	.636	2nd (T)	Tony Gwynn
2007	29-30	.492	12-12	.500	3rd (T)	Tony Gwynn
2008	31-28	.525	16-8	.667	2nd (T)	Tony Gwynn
2009	41-23	.641	15-9	.625	4th	Tony Gwynn
2010	28-28	.500	13-11	.542	3rd	Tony Gwynn
2011	22-36	.379	11-13	.458	4th	Tony Gwynn
2012	26-34	.433	12-12	.500	3rd	Tony Gwynn
2013	31-31	.500	15-15	.500	3rd	Tony Gwynn
2014	42-21	.667	17-13	.567	3rd	Tony Gwynn
2015	41-23	.641	19-10	.655	2nd	Mark Martinez
2016	21-38	.356	11-19	.367	6th	Mark Martinez
2017	42-21	.667	20-10	.667	2nd	Mark Martinez
2018	39-21	.650	18-12	.600	2nd	Mark Martinez

## ALL-TIME COACHING RECORDS

Charlie Smith	1936-64	555-289-10	.656
Lyle Olsen	1965-71	181-134-9	.573
Jim Dietz	1972-2002	1231-750-18	.620
Tony Gwynn	2003-14	363-363	.500
Mark Martinez	2015-Present	143-103	.581
<b>Totals</b>	<b>1936-2018</b>	<b>2473-1639-37</b>	<b>.601</b>

# ALL-TIME VS. OPPONENTS

## Collegiate Opponents

Team	W	L	T	First Mtg	Last Mtg
Air Force	108	28	0	1961	2018
Alabama-Birmingham	1	0	0	2010	2010
Arizona	34	58	4	1939	2018
Arizona State	15	16	0	1940	2003
Arkansas	1	9	0	2001	2018
Army	1	0	0	1984	1984
Baylor	2	5	0	1993	2007
Bethune-Cookman	1	0	0	2009	2009
Bowling Green	1	0	0	1987	1987
Brigham Young	74	60	1	1957	2015
Bryant	0	1	0	2016	2016
California	5	3	0	1947	2011
Cal Baptist	2	1	0	1990	1992
Cal Lutheran	8	2	0	1979	1992
Cal Poly Pomona	45	32	3	1959	1992
Cal Poly SLO	66	33	0	1946	2018
Cal Tech	5	0	0	1939	1957
CSU Bakersfield	1	0	0	2018	2018
CSU Dominguez Hills	14	3	0	1973	1981
CSU Fullerton ^	24	47	1	1964	2018
CSU Los Angeles	75	46	0	1951	1998
CSU Northridge #	46	40	0	1960	2018
CSU Sacramento	19	13	0	1990	2004
Central Washington	1	0	0	1983	1983
Chapman	22	12	0	1957	1993
Chico State	0	2	0	1973	1973
Citadel	1	0	0	2001	2001
Claremont-Mudd	2	0	0	1973	1973
Colorado	2	1	0	1980	1980
Colorado State	24	1	0	1980	1992
Connecticut	0	1	0	2011	2011
Cornell	1	1	0	1982	1982
Creighton	1	0	0	1994	1994
Dartmouth	1	0	0	1997	1997
Delaware	0	2	0	1982	1982
Eastern Washington	0	1	0	1987	1987
Elon	1	0	0	1958	1958
Florida	1	4	1	1988	1989
Florida International	2	1	0	1989	1989
Fresno State	100	99	0	1939	2018
Gonzaga	6	0	0	1996	2001
Grand Canyon	12	7	0	1993	2018
Hartford	1	0	0	1991	1991
Harvard	2	0	0	1985	2008
Hawaii	67	78	0	1980	2006
Hawaii-Hilo	21	7	0	1997	2004
Houston	7	3	0	1982	2008
Indiana	1	0	0	2000	2000
Iona	6	0	0	1982	1991
Iowa	1	1	0	1988	1988
Kansas	2	2	0	1998	2009
Kansas State	1	3	0	1999	2012
Kentucky	1	1	0	2010	2016
La Verne	8	0	0	1938	1968
Lewis & Clark	0	2	0	1978	1978
Lewis-Clark State	3	2	0	1981	1984
Long Beach State	86	55	1	1956	2018
Louisiana-Lafayette	0	1	0	2014	2014
Louisville	0	1	0	2004	2004
Loyola Marymount	67	41	0	1940	2015
LSU	0	1	0	2018	2018
Massachusetts	5	0	0	1981	1983
Masters	4	0	0	1987	1990
Miami (Fla.)	0	4	0	2001	2003
Miami (Ohio)	1	0	0	1979	1979
Michigan	2	0	0	2007	2018
Michigan State	1	0	0	1979	1979
Middle Tennessee State	1	0	0	1990	1990
Milwaukee	1	0	0	2012	2012
Minnesota	1	2	0	1998	2001
Mississippi State	0	1	0	2014	2014
Missouri	1	1	1	1985	2008

Team	W	L	T	First Mtg	Last Mtg
Monmouth	1	0	0	2010	2010
Montana State	1	0	0	1964	1964
Nebraska	7	4	0	1985	2004
Nevada	18	27	0	1986	2018
New Mexico	114	78	0	1960	2018
New Mexico State	1	1	0	1995	1999
New Orleans	2	4	0	1989	1990
North Carolina State	2	4	0	2004	2005
Northern Arizona	8	1	0	1961	1981
Northern Colorado	1	0	0	1984	1984
Northwestern	2	1	0	2016	2016
Northwestern State	0	1	0	2018	2018
Notre Dame	1	1	0	2004	2017
Occidental	13	2	0	1936	1958
Oklahoma	1	7	0	2001	2011
Oklahoma City	2	1	0	1985	1985
Oklahoma State	3	7	0	1995	2008
Oral Roberts	6	6	0	1981	2011
Oregon	2	4	1	1965	2016
Oregon State	7	12	1	1973	2016
Pacific	37	25	1	1946	2017
Pepperdine	52	34	1	1946	2006
Pt. Loma Nazarene *	41	0	0	1955	2002
Pomona	2	0	0	1939	1939
Portland	2	1	0	1991	1998
Portland State	3	0	0	1979	1981
Purdue	4	0	0	2014	2014
Redlands	16	4	0	1936	1992
Rice	3	8	0	1994	1999
St. Cloud	1	0	0	1958	1958
St. Francis (NY)	1	1	0	1993	1996
St. Mary's	7	9	0	1938	2015
San Diego	75	57	3	1962	2018
San Francisco	5	3	0	1942	2017
San Francisco State	6	2	0	1962	1992
San Jose State	76	32	0	1938	2018
Santa Clara	18	15	0	1963	2014
Seattle	1	0	0	1953	1953
Seton Hall	3	2	0	1984	2017
Sonoma State	1	1	0	1992	1992
South Alabama	2	2	0	2003	2005
Southern California	26	61	3	1947	2017
Southern	0	1	0	2009	2009
Southern Illinois	1	1	0	1981	1990
Southern Utah	10	1	0	1994	2009
Southwestern Oklahoma	1	0	0	1958	1958
Southwest Texas	2	0	0	1999	1999
Spring Arbor	2	0	0	1975	1975
Stanford	7	13	0	1938	1991
Stony Brook	1	1	0	2010	2010
Sul Ross	0	0	1	1957	1957
Temple	1	0	0	1988	1988
Tennessee	0	1	0	2017	2017
Texas	0	6	0	2004	2005
Texas A&M	0	3	0	2012	2012
Texas Christian	13	24	0	1998	2012
Texas-El Paso	40	12	1	1979	1985
Texas-Pan American	0	1	0	1986	1986
Texas Tech	2	13	0	1988	2016
Toledo	2	0	0	1994	1996
Tulane	2	3	0	1999	2000
UC Davis	4	1	0	1973	2009
UC Irvine	56	37	1	1970	2018
UCLA	33	49	2	1948	2017
UC Riverside	41	27	2	1968	2018
UC San Diego	20	3	0	1971	2002
UC Santa Barbara +	84	29	1	1936	2018
UNLV	93	61	0	1978	2018
U.S. International %	57	26	2	1962	1991
Utah	102	34	0	1964	2011
Utah State	2	0	0	1957	1959
Valparaiso	3	0	0	2015	2015
Vanderbilt	0	1	0	2011	2011

Team	W	L	T	First Mtg	Last Mtg
Vanguard	13	2	0	1978	1992
Virginia	0	2	0	2009	2015
Wagner	5	0	0	1982	2010
Washington	8	6	0	1965	2012
Washington State	10	6	0	1984	2000
West Virginia	2	1	0	2014	2014
Western Carolina	3	0	0	2011	2011
Western Kentucky	3	1	0	1993	2002
Western New Mexico	4	0	0	1984	1985
Western Oregon St. S	11	0	0	1978	1988
Westmont	3	1	0	1950	1975
Whittier	30	7	0	1936	1967
Wichita State	2	4	0	1983	1999
Willamette	2	0	0	1978	1978
Winthrop	1	1	0	2011	2011
Wisconsin	3	0	0	1989	1989
Wyoming	31	15	0	1977	1992
Yale	1	0	0	1984	1984

## Non-Collegiate Opponents

Team	W	L	T	First Mtg	Last Mtg
Amphib Training Base	1	0	0	1946	1946
Aztec Frosh	4	2	0	1936	1938
Baltimore Oriole Rookies	2	0	0	1972	1972
Camp Elliott	1	0	0	1946	1946
Camp Pendleton	5	8	0	1947	1959
Camp Stoneman	3	0	0	1947	1950
Castle Army-Air Base	1	0	0	1946	1946
Central All Stars	1	1	0	1936	1936
Cramer's	1	0	0	1936	1936
Destroyers Pacific	4	0	1	1939	1948
El Toro Marine Air Base	3	1	0	1950	1954
Fleet Air (Air Pacific)	2	0	0	1949	1950
Fort Ord	1	3	0	1952	1956
Fort Rosecrans	4	1	0	1941	1942
Grossmont HS	1	0	0	1936	1936
Hatfield All Stars	1	0	0	1936	1936
Hawaii Islanders	0	1	0	1963	1963
Hoover HS	5	1	1	1936	1938
Litchfield Naval Base	1	0	0	1953	1953
Los Alamitos NAS	0	1	0	1953	1953
Marine Corps Rcr. Depot	46	47	1	1936	1970
Memorial Playground	1	0	0	1936	1946
Miramar NAS	7	2	0	1946	1963
Moffett Field NAS	1	1	0	1946	1952
Muehleisen Company	1	1	0	1936	1936
NAS North Island	7	6	1	1946	1956
Naval Repair Base	1	0	0	1946	1946
Naval Station Long Beach	1	0	0	1952	1952
Naval Training Center	19	8	0	1942	1961
PhibPac	7	3	0	1950	1954
Point Mugu NAS	1	0	0	1956	1956
Pro All-Stars	4	1	0	1940	1951
S.D. Naval Hospital	2	0	0	1937	1946
St. Augustine HS	1	1	1	1936	1937
San Diego HS	4	5	0	1937	1942
San Diego Naval Station	2	0	0	1956	1956
San Diego Padres	1	3	0	1937	1941
Submarine Base	2	1	0	1948	1948
Taft JC	1	0	0	1940	1940
TraPac	2	0	0	1951	1952
USS Lexington	1	0	0	1940	1940
USS Melville	1	0	0	1940	1940
USS Omaha	1	0	0	1936	1936
USS Piedmont	2	0	0	1949	1949
USS Ranger	2	0	0	1936	1936
USS Whitney	1	0	0	1937	1937
Vandenberg AFB	1	0	0	1965	1965
Waseda (Japan)	0	1	0	1936	1936
Williams AFB	1	0	0	1951	1951

# YEAR-BY-YEAR SCORES

## 1936

Record: 19-6-1 (3-1 SCIAM)

Head Coach: Charlie Smith

F. 29	Memorial Playground	W	4-3
F. 29	at Cramer's (10)	W	6-5
M. 6	at St. Augustine HS	W	11-0
M. 7	USS Omaha	W	16-0
M. 12	at Central All-Stars	L	1-8
M. 14	USS Ranger	W	8-5
M. 18	Grossmont HS	W	10-0
M. 20	at MCRD	W	12-8
M. 21	Aztec Frosh	W	4-3
M. 28	Occidental*	W	14-3
A. 3	Whittier*	W	4-3
A. 7	at MCRD	W	6-5
A. 8	Hatfield All-Stars	W	6-1
A. 9	USS Ranger	W	9-4
A. 14	at Hoover HS	T	5-5
A. 17	Santa Barbara State*	L	0-2
A. 21	at Hoover HS	W	5-2
A. 23	at Central All-Stars	W	10-1
A. 25	at MCRD	L	3-4
A. 28	Hoover HS	W	8-2
A. 29	Muehleisen Co.	W	7-1
M. 2	at Redlands*	W	8-7
M. 9	at MCRD	L	7-8
M. 13	Muehleisen Co.	L	6-7
M. 16	at MCRD	W	15-1
M. 20	Waseda (Japan)	L	2-3

\* SCIAM Game

## 1937

Record: 19-9-1 (10-2 SCIAM)

Head Coach: Charlie Smith

M. 6	at MCRD	L	5-6
M. 9	Hoover HS	W	5-2
M. 11	St. Augustine HS	T	5-5
M. 20	San Diego HS	L	1-2
M. 20	San Diego HS (10)	W	1-0
M. 24	Naval Hospital	W	7-5
M. 30	at San Diego Padres	L	2-4
M. 31	USS Whitney	W	8-0
A. 1	at Hoover HS	W	9-7
A. 3	San Diego HS	L	3-5
A. 3	San Diego HS	W	4-2
A. 5	Aztec Frosh	W	13-7
A. 6	St. Augustine HS	L	1-2
A. 10	Aztec Frosh	W	9-1
A. 16	at Occidental*	W	4-3
A. 17	at Occidental*	W	13-2
A. 17	at Occidental*	W	5-1
A. 20	at MCRD	W	7-3
A. 23	Redlands*	W	8-2
A. 24	Redlands*	L	0-1
A. 24	Redlands*	W	7-2
A. 27	at MCRD	L	5-8
A. 30	at Whittier*	W	11-4
M. 1	at Whittier*	W	10-2
M. 1	at Whittier*	W	4-1
M. 4	at MCRD	L	1-2
M. 6	at Santa Barbara State*	L	2-10
M. 7	at Santa Barbara State*	W	16-5

M. 8	at Santa Barbara State*	W	9-7
------	-------------------------	---	-----

\* SCIAM Game

## 1938

Record: 20-11 (13-2 SCIAM)

Head Coach: Charlie Smith

F. 26	at Hoover HS	L	6-7
F. 26	at Hoover HS	W	9-1
M. 15	at San Diego Padres	L	3-9
M. 17	Aztec Frosh	L	4-6
M. 19	at MCRD	W	6-4
M. 19	at MCRD	W	6-3
M. 22	San Diego HS	L	4-5
M. 25	San Jose State (10)	W	5-4
M. 26	Stanford	L	5-9
M. 29	San Diego HS	L	3-4
A. 1	at La Verne*	W	25-4
A. 2	at La Verne*	W	11-4
A. 2	at La Verne*	W	13-2
A. 5	Aztec Frosh	W	11-0
A. 6	Aztec Frosh	L	0-5
A. 8	at Redlands*	W	11-9
A. 9	at Redlands*	L	5-6
A. 9	at Redlands*	W	7-6
A. 13	at MCRD	W	19-6
A. 14	at MCRD (10)	L	4-5
A. 16	at MCRD	W	16-12
A. 22	Whittier*	W	13-3
A. 23	Whittier*	W	5-4
A. 23	Whittier*	W	5-2
A. 24	St. Mary's	L	3-6
A. 28	Santa Barbara State*	W	7-3
A. 30	Santa Barbara State*	L	4-10
A. 30	Santa Barbara State*	W	9-1
M. 6	Occidental*	W	18-4
M. 7	Occidental*	W	7-3
M. 7	Occidental*	W	16-9

\* SCIAM Game

## 1939

Record: 14-8 (10-3 SCIAM)

Head Coach: Charlie Smith

M. 22	San Diego HS	W	4-2
M. 24	at MCRD	L	13-16
M. 25	MCRD	L	1-7
M. 29	Destroyers Pacific	W	8-1
A. 1	Fresno State	L	5-13
A. 1	Fresno State	W	5-4
A. 4	at Occidental*	W	4-1
A. 5	at Occidental*	W	13-3
A. 5	at Occidental*	W	10-3
A. 7	at San Jose State	L	0-1
A. 8	at San Jose State	W	7-6
A. 11	Arizona	L	2-4
A. 14	Redlands*	W	13-5
A. 15	Redlands*	W	3-1
A. 15	Redlands*	W	11-10
A. 22	at Cal Tech*	W	7-1
A. 22	at Cal Tech*	W	4-0
A. 28	at Whittier*	L	2-3
A. 29	at Whittier*	L	2-9
A. 29	at Whittier*	L	4-6

M. 6	Pomona*	W	14-0
M. 6	Pomona*	W	10-1

\* SCIAM Game

## 1940

Record: 18-9-1 (11-1 CCAA)

Head Coach: Charlie Smith

F. 24	MCRD	W	6-2
F. 24	MCRD	W	5-2
M. 2	USS Melville	W	7-5
M. 6	Pro All-Stars	W	13-2
M. 9	USS Lexington	W	8-2
M. 15	at MCRD	L	2-6
M. 16	at MCRD	L	7-10
M. 18	at MCRD	L	8-9
M. 19	at MCRD	L	5-13
M. 22	San Jose State*	W	13-1
M. 23	San Jose State*	L	2-8
M. 26	Arizona	T	4-4
M. 29	at Santa Barbara State*	L	2-3
M. 30	at Santa Barbara State*	W	4-3
A. 2	at San Jose State*	W	5-0
A. 2	at San Jose State*	W	6-2
A. 3	at Fresno State* (10)	L	1-2
A. 4	at Fresno State*	W	7-5
A. 5	at Taft JC	W	2-1
A. 6	at Loyola Marymount	W	7-5
A. 12	Santa Barbara State*	L	1-8
A. 13	Santa Barbara State*	L	4-7
A. 16	Arizona State	W	7-3
A. 19	Whittier	W	8-1
A. 20	Whittier	W	6-2
A. 21	Whittier	W	4-2
A. 26	Fresno State*	W	8-3
A. 27	Fresno State*	W	6-2

## 1941

Record: 15-9 (6-3 CCAA)

Head Coach: Charlie Smith

M. 8	Loyola Marymount	L	1-3
M. 15	San Diego Padres	L	1-2
M. 16	San Diego Padres	W	4-0
M. 18	San Jose State*	W	5-3
M. 19	San Jose State*	W	7-3
M. 21	at Whittier	W	5-4
M. 22	at Whittier	W	9-2
M. 22	at Whittier	W	8-4
M. 28	at MCRD	L	1-5
M. 29	Pro All-Stars	W	7-0
A. 8	at San Jose State*	W	3-1
A. 11	at Fresno State*	L	3-7
A. 12	at Fresno State*	W	1-0
A. 18	Arizona	W	7-4
A. 19	Arizona	W	4-3
A. 23	St. Mary's	L	4-5
A. 25	Fresno State*	W	6-1
A. 26	Fresno State*	L	5-9
M. 2	Santa Barbara State*	L	0-2
M. 3	Santa Barbara State*	W	10-7
M. 7	Fort Rosecrans	W	10-1
M. 9	at Fresno State+	L	1-2
M. 10	at Fresno State+	W	9-1



# YEAR-BY-YEAR SCORES

M. 10 at Fresno State+ L 1-6  
 \* CCAA Game  
 + CCAA Playoff Series

## 1942

**Record: 17-7 (6-0 CCAA)**

**Head Coach: Charlie Smith**

M. 7 at MCRD W 6-5  
 M. 7 at MCRD W 5-4  
 M. 11 San Diego HS L 2-3  
 M. 13 at Fort Rosecrans L 1-2  
 M. 18 Fort Rosecrans W 10-6  
 M. 21 Loyola Marymount W 21-3  
 M. 23 MCRD L 1-2  
 M. 25 San Diego HS W 7-2  
 M. 27 at Fresno State\* W 9-4  
 M. 28 at Fresno State\* W 10-3  
 M. 30 at San Francisco W 6-3  
 A. 1 at San Jose State\* W 13-1  
 A. 2 at San Jose State\* W 23-3  
 A. 14 at Naval Training Center W 10-0  
 A. 18 Fresno State\* W 9-4  
 A. 18 Fresno State\* W 13-4  
 A. 24 at MCRD W 6-3  
 A. 25 at MCRD W 6-0  
 A. 29 at Naval Training Ctr (10) L 4-5  
 A. 30 Fort Rosecrans W 9-5  
 M. 1 at MCRD L 5-6  
 M. 6 at MCRD L 0-5  
 M. 7 at Fort Rosecrans W 2-1  
 M. 8 at MCRD L 4-5

\* CCAA Game

## 1943-45

**WW II – No Teams**

## 1946

**Record: 32-7 (11-1 CCAA)**

**Head Coach: Charlie Smith**

M. 6 at Camp Elliott W 7-5  
 M. 9 at Naval Training Center W 7-5  
 M. 9 at Naval Training Center W 7-3  
 M. 16 at MCRD L 4-6  
 M. 16 at MCRD L 1-2  
 M. 22 at Naval Hospital W 12-1  
 M. 25 San Jose State\* W 13-11  
 M. 26 San Jose State\* L 4-6  
 A. 2 Amphibious Training Base W 10-1  
 A. 6 Pepperdine W 10-1  
 A. 6 Pepperdine W 5-0  
 A. 10 Miramar NAS L 5-6  
 A. 13 at Fresno State\* W 15-13  
 A. 13 at Fresno State\* (10) W 20-15  
 A. 14 at Castle Army-Air Base W 9-2  
 A. 15 at Pacific W 5-0  
 A. 16 at Moffett Field NAS W 12-1  
 A. 17 at San Jose State\* W 7-6  
 A. 17 at San Jose State\* W 9-5  
 A. 19 Cal Poly SLO W 17-10  
 A. 20 at Santa Barbara State\* W 4-1  
 A. 20 at Santa Barbara State\* W 6-1  
 A. 23 at MCRD W 8-0

A. 27 Fresno State\* W 3-2  
 A. 27 Fresno State\* W 7-4  
 M. 1 at Miramar NAS (11) L 4-5  
 M. 3 at S.D. Naval Air Station L 7-8  
 M. 4 Santa Barbara State\* (10) W 5-4  
 M. 4 Santa Barbara State\*+ W 9-0  
 M. 10 at Pepperdine W 10-5  
 M. 10 at Pepperdine W 6-3  
 M. 13 Naval Repair Base W 5-2  
 M. 15 at MCRD W 5-1  
 M. 17 Loyola Marymount W 13-1  
 M. 18 Whittier (14) W 5-4  
 M. 18 Whittier W 9-3  
 M. 22 at Naval Training Center W 2-0  
 M. 25 Pacific L 3-7  
 M. 25 Pacific W 5-2

\* CCAA Game + Forfeit win to SDSU

## 1947

**Record: 24-8-1 (13-4-1 CCAA)**

**Head Coach: Charlie Smith**

M. 12 at Naval Training Center W 16-2  
 M. 14 Pro All-Stars W 6-5  
 M. 15 at Naval Training Center W 8-3  
 M. 18 Pro All-Stars L 2-6  
 M. 21 Whittier (10) W 7-6  
 M. 22 Pepperdine W 11-0  
 M. 22 Pepperdine W 8-1  
 M. 25 San Jose State\* W 7-3  
 M. 25 San Jose State\* L 0-2  
 M. 27 at Fresno State\* W 7-4  
 M. 29 at Fresno State\* W 7-0  
 M. 31 at Camp Stoneman W 9-6  
 A. 1 at California W 13-2  
 A. 4 at Cal Poly SLO\* W 7-5  
 A. 4 at Cal Poly SLO\* W 2-1  
 A. 8 Arizona L 7-10  
 A. 12 Cal Poly SLO\* W 9-0  
 A. 12 Cal Poly SLO\* W 6-3  
 A. 19 Fresno State\* W 10-3  
 A. 19 Fresno State\* W 8-1  
 A. 25 at Santa Barbara State\* W 3-2  
 A. 25 at Santa Barbara State\* W 4-2  
 A. 26 at Pepperdine W 20-5  
 A. 26 at Pepperdine L 2-3  
 M. 1 Arizona State W 28-0  
 M. 3 Santa Barbara State\* W 5-4  
 M. 3 Santa Barbara State\* W 4-2  
 M. 9 at Camp Pendleton W 17-1  
 M. 17 at Pacific\* L 2-3  
 M. 17 at Pacific\* (10) L 3-4  
 M. 19 USC L 1-3  
 M. 24 Pacific\* L 7-15  
 M. 24 Pacific\* T 8-8

\* CCAA Game

## 1948

**Record: 17-14-1 (6-9 CCAA)**

**Head Coach: Charlie Smith**

M. 6 Destroyers Pacific T 1-1  
 M. 6 Destroyers Pacific W 6-0

M. 10 at Naval Training Center W 7-2  
 M. 11 Submarine Base W 10-3  
 M. 12 Destroyers Pacific W 6-5  
 M. 13 at Camp Pendleton L 2-9  
 M. 20 at Naval Training Center W 5-1  
 M. 22 Pacific\* L 3-4  
 M. 23 Pacific\* W 8-2  
 M. 23 Pacific\* L 4-7  
 M. 26 Fresno State\* W 5-4  
 M. 27 Fresno State\* L 6-7  
 M. 27 Fresno State\* W 8-1  
 A. 2 Submarine Base W 9-4  
 A. 6 Submarine Base L 4-5  
 A. 13 USC L 7-10  
 A. 17 Pepperdine L 2-7  
 A. 17 Pepperdine (8) W 10-9  
 A. 23 Santa Barbara State\* W 13-1  
 A. 24 Santa Barbara State\* W 9-6  
 A. 24 Santa Barbara State\* L 4-6  
 A. 30 Destroyers Pacific W 12-6  
 M. 7 at San Jose State\* W 12-5  
 M. 7 at San Jose State\* L 4-6  
 M. 8 at San Jose State\* L 11-18  
 M. 11 at UCLA L 3-11  
 M. 15 at Pepperdine (11) W 8-6  
 M. 15 at Pepperdine W 14-5  
 M. 18 at Naval Training Center W 2-1  
 M. 21 at Cal Poly SLO\* L 0-5  
 M. 22 at Cal Poly SLO\* L 6-8  
 M. 22 at Cal Poly SLO\* L 6-7

\* CCAA Game

## 1949

**Record: 16-20-1 (6-9 CCAA)**

**Head Coach: Charlie Smith**

M. 4 USS Piedmont W 15-4  
 M. 5 at S.D. Naval Air Station W 8-3  
 M. 12 at Naval Training Center W 11-4  
 M. 15 USS Piedmont W 12-2  
 M. 17 Fleet Air (AirPac) W 3-0  
 M. 18 at Camp Pendleton L 4-9  
 M. 21 S.D. Naval Air Station T 5-5  
 M. 25 at USC L 6-10  
 M. 26 at USC L 1-3  
 A. 1 Arizona State L 3-8  
 A. 2 Pepperdine L 2-4  
 A. 2 Pepperdine L 1-7  
 A. 8 at Fresno State\* L 0-14  
 A. 9 at Fresno State\* W 7-5  
 A. 9 at Fresno State\* L 3-7  
 A. 10 at Camp Stoneman W 5-2  
 A. 11 at St. Mary's L 0-5  
 A. 12 at Pacific\* W 6-3  
 A. 13 at Pacific\* L 4-5  
 A. 13 at Pacific\* L 10-11  
 A. 14 at Stanford L 7-10  
 A. 16 at Loyola Marymount W 14-0  
 A. 22 San Jose State\* L 3-4  
 A. 23 San Jose State\* L 5-9  
 A. 23 San Jose State\* L 0-7  
 A. 26 at Naval Training Center W 11-5  
 A. 29 at Arizona L 9-15  
 A. 30 at Arizona W 10-8

# YEAR-BY-YEAR SCORES

A. 30	at Arizona	L	0-1
M. 6	at Santa Barbara State*	L	3-6
M. 7	at Santa Barbara State*	W	9-2
M. 7	at Santa Barbara State*	W	9-2
M. 13	Cal Poly SLO*	L	3-14
M. 14	Cal Poly SLO*	W	3-0
M. 14	Cal Poly SLO*	W	7-2
M. 21	at Pepperdine	L	7-10
M. 21	at Pepperdine	W	4-1

\* CCAA Game

## 1950

**Record: 20-14-1 (3-4-1 CCAA)**

**Head Coach: Charlie Smith**

M. 4	at MCRD	L	2-6
M. 4	at MCRD	L	6-8
M. 9	Whittier	W	8-6
M. 11	Loyola Marymount	W	5-4
M. 14	Air Pac	W	3-1
M. 16	PhibPac	W	6-5
M. 17	at Naval Training Center	W	9-3
M. 18	at USC	L	4-15
M. 21	at Naval Training Center	W	8-4
M. 22	PhibPac	W	12-2
M. 24	at El Toro MAS	W	7-4
M. 27	Arizona State	W	6-1
M. 30	Westmont	W	26-0
A. 1	at Fresno State	W	16-7
A. 1	at Fresno State	L	8-10
A. 2	at Camp Stoneman	W	33-0
A. 3	at St. Mary's	L	5-13
A. 4	at San Jose State	L	3-5
A. 5	at Cal Poly SLO	W	8-5
A. 6	at Loyola Marymount	W	8-4
A. 8	Arizona	L	0-14
A. 10	Arizona	W	3-2
A. 10	Arizona	L	2-5
A. 12	at MCRD	L	5-6
A. 15	at Pepperdine*	L	3-9
A. 15	at Pepperdine*	T	3-3
A. 18	at UCLA	L	8-9
A. 22	UC Santa Barbara*	L	5-8
A. 22	UC Santa Barbara*	W	9-2
A. 24	El Toro Marine Air Station	W	13-4
M. 3	at MCRD	W	4-2
M. 6	at UC Santa Barbara*	L	0-1
M. 6	at UC Santa Barbara*	L	3-4
M. 13	Pepperdine*	W	9-5
M. 13	Pepperdine*	W	3-1

\* CCAA Game

## 1951

**Record: 21-12 (11-4 CCAA)**

**Head Coach: Charlie Smith**

M. 8	at MCRD	L	8-9
M. 10	at Whittier	W	18-5
M. 14	Pro All-Stars	W	5-3
M. 17	at Arizona	L	5-23
M. 19	at Arizona State	W	15-10
M. 20	at Arizona State (10)	W	9-8
M. 21	at Williams AFB	W	12-9
M. 24	USC	W	12-10

M. 29	TraPac	W	15-3
M. 30	at Redlands	L	1-8
M. 31	at El Toro MAS	L	6-17
A. 7	Pepperdine* (11)	L	3-5
A. 7	Pepperdine*	W	8-5
A. 10	MCRD	W	11-1
A. 12	S.D. Naval Air Station	W	7-6
A. 14	Fresno State*	W	6-4
A. 14	Fresno State*	L	0-2
A. 18	PhibPac	W	4-3
A. 20	at UC Santa Barbara*	W	13-6
A. 21	at Cal Poly SLO*	W	7-1
A. 21	at Cal Poly SLO*	L	0-2
A. 27	CSU Los Angeles*	W	10-9
A. 28	UC Santa Barbara*	W	16-14
A. 28	UC Santa Barbara*	W	7-6
M. 1	at USC	L	2-3
M. 4	Cal Poly SLO*	W	7-4
M. 5	at Naval Training Center	L	1-9
M. 9	Naval Training Center (10)	L	11-12
M. 11	at Pepperdine*	W	8-5
M. 12	at Fresno State*	L	0-12
M. 16	at MCRD	L	3-4
M. 19	at CSU Los Angeles*	W	21-6
M. 19	at CSU Los Angeles*	W	20-5

\* CCAA Game

## 1952

**Record: 20-15 (8-4 CCAA)**

**Head Coach: Charlie Smith**

M. 22	USC	W	3-1
M. 22	Whittier	W	8-5
M. 24	Miramar NAS	W	11-4
M. 25	Fort Ord	L	5-12
M. 26	Naval Training Center	L	4-7
M. 28	at Camp Pendleton	L	1-2
M. 29	Loyola Marymount	W	14-4
A. 1	Miramar NAS	W	7-2
A. 2	PhibPac	W	27-10
A. 5	at Pepperdine*	L	6-10
A. 5	at Pepperdine*	W	3-1
A. 6	at Fort Ord	L	0-11
A. 8	at Stanford (10)	W	5-3
A. 8	at Stanford	L	1-2
A. 9	at Moffett NAS	L	6-13
A. 16	Arizona	L	3-9
A. 16	Camp Pendleton	L	4-10
A. 19	Cal Poly SLO*	W	11-0
A. 19	Cal Poly SLO*	W	4-0
A. 21	PhibPac	W	2-1
A. 22	MCRD	L	6-13
A. 29	PhibPac	W	13-7
A. 30	TraPac	W	5-4
M. 2	at Loyola Marymount	W	7-1
M. 3	at Naval Sta. Long Beach	W	16-0
M. 5	S.D. Naval Air Station	L	4-12
M. 9	Pepperdine* (10)	W	3-2
M. 10	UC Santa Barbara*	L	3-10
M. 13	MCRD	L	5-7
M. 17	CSU Los Angeles*	W	6-5
M. 17	CSU Los Angeles*	W	5-2
M. 19	at Cal Poly SLO*	L	1-2

M. 23	at CSU Los Angeles*	W	10-2
M. 24	at UC Santa Barbara*	L	3-4
M. 24	at UC Santa Barbara*	W	8-4

\* CCAA Game

## 1953

**Record: 24-15 (13-2 CCAA)**

**Head Coach: Charlie Smith**

M. 6	at Whittier	L	7-11
M. 7	at Camp Pendleton	L	4-5
M. 10	Los Alamitos NAS	L	6-7
M. 11	S.D. Naval Air Station	L	0-5
M. 14	USC	L	4-8
M. 14	Arizona State	W	9-0
M. 17	at Miramar NAS	W	6-1
M. 19	San Jose State	W	11-0
M. 21	at Naval Training Center	W	6-3
M. 24	at MCRD	L	0-7
M. 28	at Arizona	L	3-15
M. 30	at Litchfield Naval Base	W	19-4
M. 31	at Arizona State	W	16-10
A. 4	Fresno State*	L	5-10
A. 4	Fresno State*	L	0-7
A. 7	PhibPac	L	5-12
A. 8	MCRD	L	1-7
A. 11	Pepperdine*	W	3-0
A. 17	at UC Santa Barbara*	W	5-4
A. 18	at Cal Poly SLO*	W	3-0
A. 18	at Cal Poly SLO*	W	4-2
A. 22	at MCRD	L	1-8
A. 25	at Pepperdine*	W	12-6
A. 25	at Pepperdine*	W	7-0
M. 2	at CSU Los Angeles*	W	8-4
M. 2	at CSU Los Angeles*	W	5-2
M. 5	at S.D. Naval Air Station	W	6-5
M. 6	Naval Training Center	L	10-12
M. 9	Cal Poly SLO*	W	6-0
M. 12	at PhibPac	W	8-4
M. 16	UC Santa Barbara*	W	4-2
M. 16	UC Santa Barbara*	W	2-1
M. 19	Miramar NAS	W	19-1
M. 23	at Fresno State*	W	7-3
M. 26	CSU Los Angeles*	W	6-3
M. 29	at USC#	L	6-12
M. 30	Seattle# (15)	W	13-12
M. 30	at USC#	W	3-1
M. 30	at USC#	L	1-3

\* CCAA Game

# NCAA District 8 Playoffs at USC

## 1954

**Record: 16-15 (9-6 CCAA)**

**Head Coach: Charlie Smith**

M. 6	Whittier	W	18-0
M. 9	MCRD	L	2-4
M. 12	at S.D. Naval Air Station	L	6-7
M. 13	at Naval Training Center	L	1-2
M. 17	PhibPac	L	5-12
M. 26	at Camp Pendleton	W	13-9
M. 27	at Loyola Marymount	W	5-0
M. 30	at Naval Training Center	W	3-2
A. 3	Fresno State*	W	8-5

# YEAR-BY-YEAR SCORES

A. 6	at PhibPac (14)	L	1-2
A. 10	Pepperdine*	W	18-6
A. 10	Pepperdine*	W	11-3
A. 13	Pacific	W	11-5
A. 16	at UC Santa Barbara*	W	9-4
A. 16	at UC Santa Barbara*	L	3-8
A. 17	at Cal Poly SLO*	L	0-3
A. 20	Fort Ord	L	1-5
A. 21	Arizona	L	1-3
A. 24	at Pepperdine*	L	2-5
A. 27	Camp Pendleton	W	9-8
A. 30	at Fresno State*	L	9-10
A. 30	at Fresno State*	L	1-7
M. 1	at CSU Los Angeles*	L	2-6
M. 3	El Toro Marine Air Station	W	8-3
M. 4	S.D. Naval Air Station	L	6-10
M. 8	Cal Poly SLO*	W	6-2
M. 8	Cal Poly SLO*	W	9-0
M. 10	MCRD	L	4-5
M. 14	CSU Los Angeles*	W	9-8
M. 14	CSU Los Angeles*	W	13-0
M. 15	UC Santa Barbara*	W	7-2

\* CCAA Game

## 1955

**Record: 22-6 (5-3 CCAA)**

**Head Coach: Charlie Smith**

M. 5	Occidental	W	10-6
M. 11	at Naval Training Center	W	14-0
M. 15	S.D. Naval Air Station	W	7-6
M. 18	at Pasadena	W	15-0
M. 19	at Whittier	W	9-6
M. 22	Naval Training Center	W	8-1
M. 25	at S.D. Naval Air Station	W	5-3
M. 26	at MCRD	W	8-5
A. 1	Fresno State*	W	6-3
A. 1	Fresno State*	L	2-4
A. 2	Cal Poly SLO*	W	20-10
A. 4	USC	L	2-7
A. 5	Whittier	W	8-2
A. 8	Pacific	W	19-4
A. 9	Pepperdine	W	11-8
A. 15	at Camp Pendleton	L	4-9
A. 16	at Pepperdine*	W	22-1
A. 16	at Pepperdine	L	1-2
A. 19	S.D. Naval Air Station	W	23-4
A. 23	at Fresno State*	L	2-4
A. 27	Arizona State	W	3-0
A. 29	Pasadena	W	6-5
A. 30	Loyola Marymount	W	22-7
M. 6	at UC Santa Barbara*	W	13-4
M. 10	MCRD	W	19-1
M. 13	Cal State Los Angeles	W	14-5
M. 14	UC Santa Barbara*	L	3-9
M. 14	UC Santa Barbara*	W	6-1

\* CCAA Game

## 1956

**Record: 27-12 (10-2 CCAA)**

**Head Coach: Charlie Smith**

M. 2	San Diego Naval Station	W	17-4
M. 6	S.D. Naval Air Station	W	13-9

M. 9	at Cal Tech	W	8-4
M. 10	at Pasadena	W	15-2
M. 10	at Occidental	L	4-5
M. 13	MCRD	W	20-0
M. 16	Occidental	W	10-1
M. 17	Whittier	L	6-10
M. 21	Cal Tech	W	11-2
M. 23	Pasadena	W	16-8
M. 24	Pepperdine	L	4-6
M. 26	Stanford	W	12-3
M. 28	Stanford	L	1-14
M. 30	at Long Beach State	W	3-2
M. 31	at Pepperdine	L	2-7
A. 3	Naval Training Center	L	4-12
A. 6	Fresno State* (10)	L	4-5
A. 6	Fresno State*+	W	9-0
A. 7	at Cal Poly SLO*	W	8-6
A. 10	at S.D. Naval Air Station	L	6-19
A. 11	San Diego Naval Station	W	11-3
A. 13	at Arizona	L	2-5
A. 14	at Arizona	W	8-5
A. 16	Loyola Marymount	W	9-3
A. 17	Point Magu NAS	W	8-1
A. 21	CSU Los Angeles*	W	18-5
A. 21	CSU Los Angeles*	W	7-1
A. 24	Fort Ord	W	20-14
A. 27	Fresno State*	L	3-4
A. 28	UC Santa Barbara*	W	5-0
M. 1	Naval Training Center (10)	L	8-9
M. 4	Long Beach State	W	9-3
M. 5	Cal Poly SLO*	W	8-7
M. 5	Cal Poly SLO*	W	10-1
M. 8	at MCRD	W	12-2
M. 11	at CSU Los Angeles*	W	10-4
M. 12	UC Santa Barbara*	W	14-6
M. 12	UC Santa Barbara*	W	12-6
M. 12	USC	L	10-13

\* CCAA Game

+ Forfeit win to SDSU

## 1957

**Record: 23-9-1 (12-3 CCAA)**

**Head Coach: Charlie Smith**

M. 2	Loyola Marymount	W	12-3
M. 5	Naval Training Center	W	10-4
M. 7	Sul Ross	T	10-10
M. 8	at Occidental	W	6-4
M. 20	at MCRD	L	3-4
M. 22	Cal Tech	W	15-6
M. 23	La Verne	W	14-1
M. 23	La Verne	W	14-0
M. 26	Brigham Young	W	17-1
M. 27	at Naval Training Center	W	8-4
M. 29	Chapman	W	11-5
M. 30	Long Beach State*	W	10-7
A. 2	Utah State	W	13-5
A. 5	at UC Santa Barbara*	L	4-7
A. 6	Cal Poly SLO*	W	2-0
A. 6	Cal Poly SLO*	W	8-3
A. 9	at Naval Training Center	L	2-3
A. 10	MCRD	L	0-2
A. 13	at Long Beach State*	W	2-1

A. 13	at Long Beach State* (8)	W	4-3
A. 15	at Santa Clara	L	10-11
A. 16	at Stanford	L	5-7
A. 26	Redlands	W	15-3
A. 27	Fresno State*	W	6-4
A. 27	Fresno State*	W	4-0
A. 30	CSU Los Angeles* (11)	W	11-10
M. 3	Cal Poly SLO*	W	8-6
M. 4	UC Santa Barbara*	W	9-4
M. 4	UC Santa Barbara*	L	6-9
M. 7	at MCRD	L	4-16
M. 10	at Fresno State*	L	0-6
M. 16	at CSU Los Angeles*	W	13-3
M. 16	at CSU Los Angeles*	W	7-3

\* CCAA Game

## 1958

**Record: 26-7-1 (13-2 CCAA)**

**Head Coach: Charlie Smith**

M. 1	Occidental	L	4-7
M. 5	at Naval Training Center	W	20-1
M. 8	at Redlands	W	15-2
M. 12	at Camp Pendleton	L	1-3
M. 14	Pepperdine	W	5-3
M. 15	Redlands	W	14-0
M. 18	at MCRD	L	0-3
M. 25	Stanford	W	5-3
M. 31	at Pepperdine	W	4-2
A. 8	Arizona State	W	4-1
A. 11	at Cal Poly SLO*	W	4-0
A. 12	at Fresno State*	L	2-6
A. 12	at Fresno State*	W	5-3
A. 15	Naval Training Center	W	11-0
A. 18	Fresno State* (11)	W	6-5
A. 19	Cal Poly SLO*	W	12-0
A. 19	Cal Poly SLO*	W	20-1
A. 22	MCRD (12)	T	7-7
A. 25	UC Santa Barbara*	W	6-2
A. 26	CSU Los Angeles*	W	8-3
A. 26	CSU Los Angeles*	W	10-0
A. 28	Camp Pendleton	L	9-12
M. 2	at CSU Los Angeles*	W	10-3
M. 3	at UC Santa Barbara* (10)	L	7-8
M. 3	at UC Santa Barbara*	W	1-0
M. 6	Whittier	W	12-4
M. 9	at Pasadena	W	9-1
M. 10	at Long Beach State*	W	10-4
M. 12	at MCRD	L	3-7
M. 17	Long Beach State*	W	8-1
M. 17	Long Beach State*	W	10-5
J. 5	Elon#	W	12-1
J. 6	State Cloud#	W	17-0
J. 7	Southwestern Oklahoma#	W	23-9

\* CCAA Game

# NAIA World Series at Alpine, Texas

## 1959

**Record: 28-9 (10-5 CCAA)**

**Head Coach: Charlie Smith**

M. 2	Naval Training Center	W	10-4
M. 6	at Whittier	L	0-4
M. 7	at Pepperdine	W	16-9
M. 11	MCRD	W	8-4



# YEAR-BY-YEAR SCORES

M. 14	UCLA	W	11-4
M. 17	Camp Pendleton	W	13-11
M. 20	at Arizona State	W	16-3
M. 21	at Arizona State	L	4-5
M. 23	Utah State#	W	8-2
M. 24	USC#	W	9-7
M. 25	at MCRD#	W	3-0
M. 26	Fresno State#	L	9-10
M. 26	Fresno State#	L	6-10
M. 28	Chapman	W	10-6
M. 28	Westmont	W	29-17
M. 31	at Naval Training Center	W	7-2
A. 3	at Fresno State*	W	5-3
A. 4	at Cal Poly SLO*	L	0-2
A. 4	at Cal Poly SLO*	W	5-2
A. 7	at MCRD	W	10-6
A. 10	Cal Poly SLO*	W	8-6
A. 11	Fresno State*	L	4-6
A. 11	Fresno State*	W	8-4
A. 14	at Chapman	W	12-3
A. 17	CSU Los Angeles*	W	6-1
A. 18	UC Santa Barbara*	W	13-12
A. 18	UC Santa Barbara*	W	10-6
A. 21	Cal Poly Pomona	W	14-10
A. 24	at UC Santa Barbara*	W	7-6
A. 27	Pepperdine	W	6-5
A. 29	at MCRD	W	10-9
M. 2	at Long Beach State*	W	3-1
M. 2	at Long Beach State*	L	5-6
M. 6	at Camp Pendleton	W	6-4
M. 9	Long Beach State*	W	9-8
M. 16	at CSU Los Angeles*	L	2-8
M. 16	at CSU Los Angeles*	L	1-4

# MCRD Tournament in San Diego

\* CCAA Game

## 1960

**Record: 25-13 (11-4 CCAA)**

**Head Coach: Charlie Smith**

M. 4	at Cal Poly Pomona	W	12-3
M. 5	Whittier	W	14-4
M. 8	MCRD	W	8-7
M. 11	at Cal Poly Pomona	L	3-5
M. 12	at UCLA	L	3-5
M. 18	Chapman	W	5-1
M. 19	Pepperdine	L	5-9
M. 21	Brigham Young	W	12-3
M. 22	Stanford	L	2-6
M. 25	at Pepperdine (10)	L	4-5
M. 26	at Loyola Marymount	W	9-4
A. 1	Fresno State*	L	1-2
A. 2	Cal Poly SLO*	W	7-0
A. 2	Cal Poly SLO*	W	8-3
A. 5	at Arizona State	W	11-4
A. 8	UC Santa Barbara*	W	13-0
A. 9	CSU Los Angeles*	W	4-0
A. 9	CSU Los Angeles*	L	6-8
A. 11	USC#	L	2-3
A. 12	UCLA#	W	4-3
A. 13	at MCRD#	L	4-9
A. 14	Fresno State#	L	4-9
A. 15	New Mexico#	W	15-5

A. 16	San Fernando Valley State	W	15-4
A. 22	at CSU Los Angeles*	L	5-11
A. 23	at UC Santa Barbara*	W	10-5
A. 23	at UC Santa Barbara*	W	3-2
A. 29	at Chapman	W	5-2
A. 30	at Long Beach State*	W	9-4
M. 3	MCRD	W	4-1
M. 6	Loyola Marymount	W	10-1
M. 7	Long Beach State*	W	9-4
M. 7	Long Beach State*	L	1-7
M. 11	MCRD	W	10-5
M. 13	at Cal Poly SLO*	W	5-4
M. 14	at Fresno State* (10)	W	4-3
M. 14	at Fresno State*	W	3-2
M. 20	Pepperdine+	L	2-3

\* CCAA Game

# MCRD Tournament in San Diego

+ NCAA District B Playoff at El Camino JC

## 1961

**Record: 22-14 (10-6 CCAA)**

**Head Coach: Charlie Smith**

M. 3	Chapman	W	16-11
M. 7	MCRD	L	0-5
M. 10	at Cal Poly Pomona	W	12-11
M. 11	at Whittier	W	2-1
M. 14	Naval Training Center	W	25-4
M. 18	Pepperdine	W	7-4
M. 18	Pepperdine	L	2-8
M. 20	Brigham Young	W	11-6
M. 24	Arizona	L	8-9
M. 25	Arizona	L	5-10
M. 25	Arizona	L	2-5
M. 27	Northern Arizona#	W	6-1
M. 29	USC#	L	2-15
M. 30	Fresno State#	L	4-7
A. 1	Air Force	W	5-3
A. 1	Air Force	W	8-3
A. 4	Naval Training Center	W	12-0
A. 7	UC Santa Barbara*	W	15-2
A. 8	UC Santa Barbara*	W	3-2
A. 8	UC Santa Barbara*	W	13-4
A. 14	at CSU Los Angeles*	L	7-16
A. 15	at CSU Los Angeles*	L	8-18
A. 15	at CSU Los Angeles*	W	3-0
A. 18	at MCRD	W	4-3
A. 21	Long Beach State*	W	14-2
A. 28	San Fernando Valley State*	W	8-2
A. 29	San Fernando Valley State*	W	17-4
A. 29	San Fernando Valley State*	W	5-2
M. 2	Cal Poly Pomona	L	7-10
M. 5	at Cal Poly SLO*	W	8-4
M. 6	at Cal Poly SLO*	W	7-0
M. 6	at Cal Poly SLO*	L	2-5
M. 8	MCRD	W	13-9
M. 12	Fresno State*	L	3-7
M. 13	Fresno State*	L	6-10
M. 13	Fresno State*	L	3-4

# MCRD Tournament in San Diego

\* CCAA Game

## 1962

**Record: 28-10 (11-7 CCAA)**

**Head Coach: Charlie Smith**

M. 2	Whittier	L	4-11
M. 3	Cal Western	W	10-0
M. 9	at Redlands	W	5-1
M. 10	at Pepperdine (10)	W	6-5
M. 14	Miramar NAS	W	8-2
M. 15	San Diego	W	5-2
M. 17	Northern Arizona	W	4-0
M. 17	Northern Arizona	W	15-3
M. 23	Long Beach State*	W	14-6
M. 24	Long Beach State*	W	11-3
M. 24	Long Beach State*	W	4-2
M. 26	Stanford	W	6-5
M. 27	Stanford	W	20-2
M. 30	at San Fernando Valley Si*	L	0-8
M. 31	at San Fernando Valley Si*	W	11-6
M. 31	at San Fernando Valley Si*	W	8-2
A. 3	San Diego	W	6-5
A. 6	at Fresno State*	L	4-6
A. 7	at Fresno State*	L	8-9
A. 7	at Fresno State*	L	2-8
A. 10	Pasadena	W	10-4
A. 13	Cal Western	L	5-9
A. 14	Air Force	W	3-2
A. 14	Air Force	W	4-0
A. 18	San Francisco State	L	1-4
A. 19	San Francisco State	W	6-0
A. 23	San Diego	W	9-6
A. 27	CSU Los Angeles*	L	10-12
A. 28	CSU Los Angeles*	W	8-6
A. 28	CSU Los Angeles*	L	3-8
M. 1	Chapman	W	21-1
M. 4	Cal Poly SLO*	W	11-5
M. 5	Cal Poly SLO*	L	3-8
M. 5	Cal Poly SLO*	W	7-4
M. 8	Miramar NAS	W	16-2
M. 11	at UC Santa Barbara*	W	9-5
M. 12	at UC Santa Barbara*	W	7-6
M. 12	at UC Santa Barbara*	W	5-4

\* CCAA Game

## 1963

**Record: 23-14 (10-6 CCAA)**

**Head Coach: Charlie Smith**

M. 1	at Whittier	W	6-1
M. 2	Cal Poly Pomona	L	5-9
M. 2	Cal Poly Pomona	W	7-4
M. 5	at San Diego	W	6-2
M. 8	Redlands	W	11-1
M. 9	Pepperdine	L	3-16
M. 9	Pepperdine	W	4-3
M. 12	San Diego	W	13-11
M. 15	Pasadena	W	9-4
M. 16	Hawaii Islanders	L	3-6
M. 22	San Fernando Valley Si*	W	11-5
M. 23	San Fern. Valley State* (10)	W	4-3
M. 23	San Fernando Valley Si*	L	3-10
M. 26	Cal Western	W	6-4
A. 3	Miramar NAS	W	19-0
A. 6	Air Force	W	8-4

# YEAR-BY-YEAR SCORES

A. 6	Air Force	L	3-6
A. 8	at Westmont	L	4-5
A. 9	at Santa Clara	L	0-2
A. 10	at San Francisco State	W	5-3
A. 16	Cal Western	L	5-15
A. 19	at CSU Los Angeles*	L	0-4
A. 19	at CSU Los Angeles*	L	0-4
A. 23	Pasadena	W	8-2
A. 27	at Cal Poly SLO*	W	15-3
A. 27	at Cal Poly SLO*	W	1-0
A. 30	Cal Western	L	1-5
M. 3	UC Santa Barbara*	W	3-1
M. 4	UC Santa Barbara*	W	12-3
M. 4	UC Santa Barbara*	W	9-7
M. 7	San Diego	W	4-2
M. 10	at Long Beach State*	W	3-2
M. 11	at Long Beach State*	W	6-3
M. 11	at Long Beach State*	W	3-2
M. 17	Fresno State*	L	6-7
M. 18	Fresno State*	L	2-8
M. 18	Fresno State*	L	3-7

\* CCAA Game

## 1964

**Record: 19-16-1 (7-8 CCAA)**

**Head Coach: Charlie Smith**

F. 29	Orange State	W	16-1
F. 29	Orange State	L	0-2
M. 4	Cal Western	W	23-
M. 7	Whittier	W	3-2
M. 9	at Cal Western	L	3-5
M. 13	at Redlands	L	5-6
M. 14	at USC	L	0-5
M. 17	Utah	W	15-0
M. 20	Pepperdine	W	13-8
M. 21	Chapman	L	4-7
M. 21	Chapman	W	3-1
M. 26	Montana State	W	7-2
M. 28	Brigham Young	W	7-1
M. 28	Brigham Young	W	6-0
M. 31	San Diego	W	4-2
A. 3	Air Force	L	3-8
A. 4	Air Force	L	7-16
A. 4	Air Force	L	2-5
A. 7	Cal Western	W	15-2
A. 10	at Fresno State*	L	1-7
A. 11	at Fresno State*	L	3-5
A. 11	at Fresno State*	L	3-5
A. 17	Cal Poly SLO*	W	8-5
A. 18	Cal Poly SLO*	L	5-9
A. 18	Cal Poly SLO*	W	2-1
A. 21	San Diego (11)	T	2-2
A. 24	Long Beach State*	L	4-5
A. 25	Long Beach State*	W	11-4
A. 25	Long Beach State*	L	0-4
A. 28	San Diego	W	5-2
M. 1	at San Fernando Valley St*	W	11-5
M. 2	at San Fernando Valley St*	W	12-4
M. 2	at San Fernando Valley St*	L	3-4
M. 8	CSU Los Angeles*	W	12-3
M. 9	CSU Los Angeles*	L	3-11
M. 9	CSU Los Angeles* (10)	W	8-7

\* CCAA Game

## 1965

**Record: 27-14-1 (7-8 CCAA)**

**Head Coach: Lyle Olsen**

F. 27	at Whittier	W	9-5
M. 2	San Diego	W	14-7
M. 5	at Pepperdine	W	6-4
M. 6	at CSU Fullerton	W	5-1
M. 6	at CSU Fullerton	W	6-2
M. 12	Redlands	W	11-4
M. 13	Pepperdine	W	4-3
M. 13	Pepperdine	L	1-2
M. 17	MCRD	W	13-4
M. 18	at MCRD	W	10-4
M. 26	Washington	W	5-4
M. 26	Washington	W	12-6
M. 27	Utah	W	5-4
M. 27	Oregon	T	5-5
M. 30	at MCRD	W	13-7
A. 6	Brigham Young	W	5-4
A. 6	Brigham Young	L	0-2
A. 12	San Jose State#	W	9-4
A. 13	New Mexico#	W	5-0
A. 14	Pacific#	L	3-6
A. 15	San Francisco State#	L	2-8
A. 16	Northern Arizona (10)	L	5-7
A. 19	San Diego	L	4-8
A. 22	at Vandenberg AFB	W	8-3
A. 23	at Cal Poly SLO*	L	6-7
A. 24	at Cal Poly SLO*	W	11-3
A. 24	at Cal Poly SLO*	W	10-4
A. 27	at Cal Western	W	9-5
A. 30	at Long Beach State* (10)	L	2-3
M. 1	at Long Beach State*	W	5-4
M. 1	at Long Beach State*	W	2-1
M. 4	Cal Poly Pomona	W	4-3
M. 5	Cal Western	W	6-2
M. 7	San Fernando Valley St*	L	5-6
M. 8	San Fernando Valley St*	W	9-8
M. 8	San Fernando Valley St*	L	2-5
M. 10	Fresno State*	L	1-7
M. 11	Fresno State*	L	1-4
M. 11	Fresno State*	W	3-2
M. 14	at CSU Los Angeles*	L	4-5
M. 15	at CSU Los Angeles*	W	5-2
M. 15	at CSU Los Angeles*	L	2-3

# MCRD Tournament in San Diego

\* CCAA Game

## 1966

**Record: 27-18 (10-10 CCAA)**

**Head Coach: Lyle Olsen**

F. 25	at USC	L	10-14
F. 26	at UCLA	W	10-5
F. 26	at UCLA	L	4-5
M. 1	San Diego	W	4-3
M. 5	Whittier	W	11-2
M. 8	Cal Western	W	15-0
M. 9	Pepperdine	W	17-5
M. 11	La Verne	W	9-2
M. 12	Cal Poly Pomona	W	5-4
M. 12	Cal Poly Pomona	L	0-3
M. 17	at Redlands	W	9-3

M. 19	Pepperdine	W	14-3
M. 19	Pepperdine	W	8-2
M. 21	Santa Clara# (11)	L	3-5
M. 22	at Long Beach State*	L	0-5
M. 23	Stanford#	W	9-2
M. 25	at Cal Poly SLO*	W	9-3
M. 26	at Cal Poly SLO* (11)	W	7-6
M. 28	Brigham Young	W	5-0
M. 29	San Diego	W	6-3
M. 30	at Cal Poly Pomona	L	8-10
A. 1	San Fernando Valley St*	L	7-8
A. 2	Cal Poly SLO*	W	4-3
A. 2	Cal Poly SLO*	W	12-0
A. 4	San Jose State+	W	9-6
A. 5	USC+	W	3-1
A. 6	at MCRD+	L	0-12
A. 7	USC+	L	5-10
A. 8	at Fresno State*	W	7-3
A. 9	at Fresno State* (14)	L	3-7
A. 12	Long Beach State*	L	1-2
A. 13	at MCRD	W	6-5
A. 15	San Fern. Valley State*	W	8-5
A. 16	at CSU Los Angeles*	L	6-7
A. 16	at CSU Los Angeles*	W	10-8
A. 22	at San Fern. Valley St* (10)	L	6-7
A. 23	at San Fernando Valley St*	L	1-6
A. 26	at Long Beach State* (11)	W	6-2
A. 28	MCRD	W	7-6
A. 29	Fresno State*	L	5-7
A. 30	Fresno State*	L	7-8
M. 3	Long Beach State*	L	3-4
M. 4	Cal Western	L	0-3
M. 6	CSU Los Angeles*	W	8-4
M. 7	CSU Los Angeles*	W	6-5

# MCRD Spring Tournament in San Diego

+ MCRD Easter Tournament in San Diego

\* CCAA Game

## 1967

**Record: 22-13-1 (13-4 CCAA)**

**Head Coach: Lyle Olsen**

F. 23	San Diego (11)	W	11-1
M. 7	MCRD	W	5-0
M. 8	at San Diego (11)	L	6-7
M. 11	La Verne	W	3-2
M. 14	MCRD	W	8-4
M. 17	at USC (11)	T	3-3
M. 20	USC#	W	5-1
M. 21	Santa Clara#	L	3-10
M. 21	USC#	L	0-10
M. 23	San Francisco State	W	8-6
M. 24	at Whittier	W	12-4
M. 29	Stanford	L	5-7
A. 8	at Fresno State*	L	1-6
A. 8	at Fresno State*	W	3-0
A. 12	at MCRD	L	2-6
A. 14	Cal Poly SLO*	W	7-0
A. 15	Cal Poly SLO*	W	12-1
A. 15	Cal Poly SLO*	W	12-6
A. 20	San Diego	W	17-6
A. 21	Cal Poly Pomona*	W	6-1
A. 25	Cal Western	L	3-4
A. 28	Long Beach State*	L	4-9

# YEAR-BY-YEAR SCORES

A. 29	at Long Beach State*	W	12-5
A. 29	at Long Beach State*	W	7-4
M. 5	at CSU Los Angeles*	W	6-3
M. 6	CSU Los Angeles*	W	3-2
M. 6	CSU Los Angeles*	W	3-2
M. 9	Cal Western	L	2-8
M. 12	CSU Fullerton	L	4-6
M. 13	at CSU Fullerton	L	10-17
M. 13	at CSU Fullerton	W	6-0
M. 16	at Cal Poly Pomona*	W	12-6
M. 16	Cal Poly Pomona*	L	4-6
M. 19	at San Fernando Valley St*	L	1-2
M. 20	at San Fernando Valley St*	W	12-4
M. 20	at San Fernando Valley St*	W	5-3

# MCRD Tournament in San Diego

\* CCAA Game

## 1968

**Record: 32-20 (13-8 CCAA)**

**Head Coach: Lyle Olsen**

F. 10	at UC Riverside	W	5-4
F. 10	at UC Riverside	L	4-8
F. 24	at USC	L	3-5
F. 24	at USC	L	0-2
F. 27	Chapman	W	7-1
F. 28	at UCLA (10)	L	2-3
M. 2	La Verne	W	17-1
M. 5	San Diego (10)	W	10-9
M. 11	at MCRD (10)	W	7-6
M. 12	at Chapman	L	2-5
M. 14	at Arizona State	L	4-5
M. 15	at Arizona	L	0-8
M. 16	at Arizona	W	10-3
M. 16	at Arizona	W	7-1
M. 19	Utah#	W	14-1
M. 20	Cal Western# (16)	L	4-5
M. 21	Utah#	W	6-1
M. 22	at MCRD#	W	14-5
M. 22	Cal Western#	W	7-5
M. 23	Cal Poly Pomona#	W	4-1
M. 23	Cal Poly Pomona#	W	8-2
M. 26	San Diego	L	8-12
M. 29	Fresno State*	W	9-3
M. 30	Fresno State*	W	6-5
M. 30	Fresno State*	W	4-3
A. 5	at Cal Poly SLO*	L	2-3
A. 6	at Cal Poly SLO*	L	3-4
A. 6	at Cal Poly SLO*	W	11-0
A. 8	CSU Los Angeles+	W	6-4
A. 9	San Fernando Valley St+	W	2-0
A. 10	at MCRD+	W	10-3
A. 11	at MCRD+ (14)	W	5-3
A. 12	Arizona State	W	15-9
A. 16	Cal Western	W	8-2
A. 19	at Cal Poly Pomona*	L	2-5
A. 20	Cal Poly Pomona*	W	5-3
A. 20	Cal Poly Pomona*	L	3-5
A. 22	MCRD	L	8-10
A. 26	Long Beach State*	W	10-9
A. 27	at Long Beach State*	W	4-0
A. 27	at Long Beach State*	W	8-5
A. 30	San Diego	L	0-2

M. 3	CSU Los Angeles*	W	8-6
M. 4	at CSU Los Angeles*	L	0-5
M. 4	at CSU Los Angeles* (8)	L	8-9
M. 7	at MCRD	L	2-3
M. 10	at CSU Fullerton*	W	6-0
M. 11	CSU Fullerton*	W	10-1
M. 11	CSU Fullerton*	W	10-4
M. 17	at San Fernando Valley St*	L	9-10
M. 18	San Fernando Valley St*	W	2-1
M. 18	San Fernando Valley St*	L	0-1

# MCRD Spring Tourn. in San Diego

+ MCRD Easter Tourn. in San Diego

\* CCAA Game

## 1969

**Record: 16-27-2 (Independent)**

**Head Coach: Lyle Olsen**

M. 3	San Diego	L	3-4
M. 3	San Diego	L	4-7
M. 4	at Cal Western	L	0-5
M. 6	San Diego	W	10-8
M. 8	UCLA	L	2-10
M. 8	UCLA	T	3-3
M. 12	at Arizona State	L	2-3
M. 13	at Arizona State	L	1-5
M. 14	at Arizona	L	1-6
M. 15	at Arizona	L	3-5
M. 15	at Arizona	W	7-6
M. 18	MCRD	W	8-1
M. 19	at San Diego	L	5-6
M. 22	at USC	L	2-5
M. 22	at USC	L	4-5
M. 27	Utah	W	4-3
M. 28	Utah	W	13-3
A. 1	Long Beach State#	W	8-5
A. 3	Cal Western#	W	2-0
A. 4	San Fernando Valley St#	W	10-8
A. 4	at MCRD#	L	3-5
A. 5	at MCRD# (11)	L	5-6
A. 9	at UCLA	L	8-9
A. 11	Cal Poly Pomona	L	2-5
A. 12	at Cal Poly Pomona	L	3-4
A. 12	at Cal Poly Pomona	W	5-2
A. 14	MCRD	W	8-1
A. 18	at Long Beach State (13)	W	10-7
A. 19	Long Beach State	W	6-4
A. 19	Long Beach State	T	6-6
A. 22	at MCRD	L	1-2
A. 25	at CSU Los Angeles	L	2-7
A. 26	CSU Los Angeles	W	16-8
A. 26	CSU Los Angeles	L	2-6
A. 29	Cal Western	W	8-1
M. 2	CSU Fullerton	L	3-6
M. 3	at CSU Fullerton	L	3-6
M. 3	at CSU Fullerton	L	2-9
M. 10	San Fernando Valley St	L	3-5
M. 11	at San Fernando Valley St	L	5-6
M. 11	at San Fernando Valley St	L	3-6
M. 15	UC Santa Barbara (11)	L	8-9
M. 16	at Fresno State	W	12-2
M. 17	at Fresno State	L	3-7
M. 17	at Fresno State	W	7-6

# MCRD Tournament in San Diego

## 1970

**Record: 28-18-3 (9-5-1 PCAA)**

**Head Coach: Lyle Olsen**

F. 14	Cal State Fullerton	W	6-0
F. 14	Cal State Fullerton	W	11-0
F. 17	U.S. International	W	6-3
F. 21	at UC Irvine	W	12-6
F. 21	at UC Irvine	T	4-4
F. 23	at UCLA	L	9-13
F. 24	at MCRD	L	3-4
F. 27	at Arizona State	W	7-5
F. 28	at Arizona State	L	2-5
F. 28	at Arizona State	W	4-1
M. 2	at Arizona (11)	W	8-5
M. 3	at Arizona	L	2-3
M. 7	at U.S. International	W	4-3
M. 11	San Diego	L	7-8
M. 18	MCRD	W	21-7
M. 20	at CSU Fullerton	T	5-5
M. 24	Utah# (11)	W	8-5
M. 25	at MCRD#	W	9-2
M. 26	Utah#	W	5-1
M. 27	Utah#	W	4-1
M. 31	at Chapman	L	4-6
A. 3	at UC San Diego	W	2-0
A. 3	at USC	L	2-3
A. 4	at USC	L	2-14
A. 4	at USC	L	1-8
A. 7	MCRD	L	3-4
A. 8	San Diego (11)	L	3-4
A. 10	at Long Beach State*	L	2-4
A. 11	Long Beach State*	L	0-7
A. 11	Long Beach State*	W	5-0
A. 15	at Cal Poly SLO	W	9-0
A. 16	at Stanford	W	9-8
A. 17	at Fresno State*	L	1-3
A. 18	at Fresno State*	L	4-10
A. 18	at Fresno State*	W	11-6
A. 20	Cal Poly Pomona	L	3-6
A. 21	at Cal Poly Pomona	W	7-5
A. 24	UC Santa Barbara*	W	5-4
A. 25	UC Santa Barbara*	W	11-5
A. 25	UC Santa Barbara*	T	3-3
A. 29	San Diego	L	8-10
M. 1	San Jose State*	W	3-1
M. 2	San Jose State*	W	3-1
M. 2	San Jose State*	W	3-0
M. 5	UC Irvine	W	9-5
M. 13	Chapman	W	5-4
M. 15	at CSU Los Angeles*	W	6-0
M. 16	at CSU Los Angeles*	L	3-6
M. 16	at CSU Los Angeles*	W	9-4

# MCRD Tourn. in San Diego \* PCAA Game

## 1971

**Record: 29-24-2 (12-8 PCAA)**

**Head Coach: Lyle Olsen**

F. 13	at CSU Fullerton	W	4-1
F. 13	at CSU Fullerton	L	2-4
F. 15	at Cal Poly Pomona	L	3-5
F. 20	UC Riverside	L	1-2
F. 20	UC Riverside	L	5-6



# YEAR-BY-YEAR SCORES

F. 23	at UC Irvine	L	4-7
F. 26	at Arizona State	L	1-5
F. 27	at Arizona State	L	0-9
F. 27	at Arizona State	L	1-2
M. 1	at Arizona	W	3-1
M. 2	at Arizona	L	2-3
M. 5	Arizona (12)	T	6-6
M. 6	Arizona	W	5-3
M. 6	Arizona	W	3-0
M. 9	at Chapman	W	10-8
M. 12	Fresno State*	W	5-2
M. 13	Fresno State* (16)	L	4-5
M. 13	Fresno State*	L	1-6
M. 18	U.S. International	W	8-5
M. 19	Utah	W	7-4
M. 20	Utah	W	14-3
M. 20	Utah	W	4-1
M. 23	San Diego	W	4-2
M. 26	at USC	L	2-4
M. 27	at USC	W	3-1
M. 27	at USC	L	2-9
M. 31	Cal Poly Pomona	W	6-2
A. 2	CSU Los Angeles*	W	10-2
A. 3	CSU Los Angeles*	W	7-3
A. 3	CSU Los Angeles*	W	3-0
A. 7	at Cal Poly SLO	L	3-8
A. 8	at Stanford	L	3-9
A. 9	at San Jose State* (11)	L	1-2
A. 10	at San Jose State*	W	8-4
A. 10	at San Jose State*	L	0-6
A. 13	at UC Riverside (14)	T	5-5
A. 15	at UC San Diego	W	6-3
A. 17	UC Irvine	W	9-8
A. 17	UC Irvine	L	2-6
A. 20	at UCLA	L	5-6
A. 23	at Long Beach State*	L	0-2
A. 24	at Long Beach State*	L	2-3
A. 24	at Long Beach State*	W	6-1
A. 28	San Diego	W	3-2
A. 30	at CSU Los Angeles*	L	0-5
M. 1	at CSU Los Angeles*	L	2-3
M. 1	at CSU Los Angeles*	W	2-0
M. 4	at U.S. International (13)	W	2-1
M. 8	Long Beach State*	W	3-2
M. 8	Long Beach State*	W	6-0
M. 10	Chapman	W	5-1
M. 13	San Diego	L	5-6
M. 14	at UC Santa Barbara*	W	10-6
M. 15	at UC Santa Barbara*	W	7-0
M. 15	at UC Santa Barbara*	W	1-0

\* PCAA Game

## 1972

Record: 25-32-1 (10-8 PCAA)

Head Coach: Jim Dietz

F. 5	UCLA	W	10-6
F. 5	UCLA	T	4-4
F. 12	at San Fern. Valley State	L	10-12
F. 12	at San Fern. Valley State	L	4-10
F. 15	UC Irvine	W	4-3
F. 19	Baltimore Oriole Rookies	W	10-9
F. 19	Baltimore Oriole Rookies	W	8-0

F. 21	San Fern. Valley St. (17)	L	7-10
F. 25	at Arizona State	L	1-11
F. 26	at Arizona State	L	4-5
F. 26	at Arizona State	L	0-13
F. 28	at Arizona	L	8-16
F. 29	at Arizona	L	7-10
M. 3	Arizona	L	3-4
M. 4	Arizona	L	4-5
M. 4	Arizona	W	6-4
M. 7	at UCLA	L	3-9
M. 10	San Diego	W	8-3
M. 14	San Diego	L	5-6
M. 17	at USC	L	2-4
M. 18	at USC	L	4-8
M. 18	at USC	L	2-6
M. 20	Oregon	L	5-6
M. 20	Utah	W	9-7
M. 21	Oregon	W	6-4
M. 21	Utah	W	7-2
M. 22	Oregon	W	10-3
M. 24	at Long Beach State*	L	2-5
M. 25	at Long Beach State*	L	0-3
M. 25	at Long Beach State* (10)	W	2-1
M. 30	at Chapman	W	10-5
M. 30	at Chapman	L	4-6
A. 4	Chapman	L	1-3
A. 7	Loyola Marymount	W	7-2
A. 8	at UC Irvine	W	9-7
A. 8	at UC Irvine	L	0-4
A. 11	Cal Poly Pomona	L	1-5
A. 14	San Jose State*	W	6-4
A. 15	San Jose State*	W	5-3
A. 15	San Jose State*	W	11-2
A. 18	at Loyola Marymount	W	9-7
A. 21	UC Santa Barbara*	W	9-1
A. 22	UC Santa Barbara*	W	8-2
A. 22	UC Santa Barbara*	L	4-5
A. 25	at Cal Poly Pomona	L	5-6
A. 28	Pacific* (12)	W	3-2
A. 29	Pacific*	L	1-2
A. 29	Pacific*	W	5-4
M. 2	at U.S. International	W	2-0
M. 3	at San Diego	L	6-7
M. 5	at CSU Los Angeles* (10)	L	4-5
M. 6	at CSU Los Angeles*	L	1-7
M. 6	at CSU Los Angeles*	L	0-1
M. 9	U.S. International	L	2-10
M. 11	at Cal Poly SLO	L	4-6
M. 12	at Fresno State*	L	1-9
M. 13	at Fresno State*	W	3-1
M. 13	at Fresno State*	W	7-2

\* PCAA Game

## 1973

Record: 31-25-1 (9-9 PCAA)

Head Coach: Jim Dietz

F. 9	Cal Poly Pomona	W	3-1
F. 10	at UC Riverside	W	4-2
F. 10	at UC Riverside	T	1-1
F. 14	UCLA	L	6-11
F. 16	UC Riverside	L	9-11
F. 17	at USC	L	1-6

F. 17	at USC	L	3-5
F. 18	Loyola Marymount	W	11-9
F. 18	Loyola Marymount	W	7-6
F. 20	San Diego	L	2-8
F. 23	at Arizona	W	3-2
F. 24	at Arizona	L	4-8
F. 24	at Arizona	W	2-1
M. 2	at U.S. International	L	5-6
M. 4	at Loyola Marymount	W	11-8
M. 4	at Loyola Marymount	W	8-6
M. 7	San Diego	L	3-10
M. 9	Arizona	L	1-9
M. 10	Arizona	L	7-8
M. 10	Arizona	W	2-0
M. 13	at Chapman	W	6-3
M. 17	at Claremont-Mudd	W	5-4
M. 17	at Claremont-Mudd	W	2-1
M. 19	Utah	W	6-2
M. 19	Oregon State (12)	W	5-4
M. 21	Utah	W	6-1
M. 21	Oregon State	W	11-6
M. 23	Fresno State*	L	3-9
M. 24	Fresno State*	L	3-8
M. 24	Fresno State*	L	3-6
M. 30	at UC Santa Barbara* (10)	W	10-9
M. 31	at UC Santa Barbara*	W	6-5
M. 31	at UC Santa Barbara*	W	5-3
A. 3	San Diego	W	4-2
A. 6	at Pacific*	L	1-3
A. 7	at Pacific*	W	3-1
A. 7	at Pacific*	L	1-3
A. 10	at San Diego	W	14-10
A. 13	CSU Los Angeles*	W	5-3
A. 14	CSU Los Angeles*	L	6-10
A. 14	CSU Los Angeles*	W	5-4
A. 15	CSU Dominguez Hills	L	2-8
A. 15	CSU Dominguez Hills	W	2-0
A. 18	at Chico State	L	0-4
A. 18	at Chico State	L	10-23
A. 19	at UC Davis	W	7-4
A. 20	at UC Irvine	W	2-0
A. 21	UC Irvine	L	6-11
A. 21	UC Irvine	L	2-3
A. 24	Chapman	W	7-0
A. 27	at San Jose State*	L	0-1
A. 28	at San Jose State*	L	1-9
A. 28	at San Jose State*	L	2-6
M. 1	U.S. International	L	8-9
M. 4	Long Beach State*	W	8-6
M. 5	Long Beach State*	W	11-7
M. 5	Long Beach State*	W	5-2

\* PCAA Game

## 1974

Record: 37-24 (17-9 PCAA)

Head Coach: Jim Dietz

F. 8	at Cal Poly Pomona	W	3-1
F. 9	Cal Poly Pomona	W	9-7
F. 9	Cal Poly Pomona	L	3-4
F. 12	at CSU Dominguez Hills	W	6-2
F. 15	at Loyola Marymount	W	8-5
F. 18	at USC	L	4-5
F. 18	at USC	L	3-5

# YEAR-BY-YEAR SCORES

F. 22	Pepperdine	W	6-4
F. 23	at UCLA	W	5-1
F. 23	at UCLA	L	3-7
F. 26	at Loyola Marymount	W	10-5
M. 1	at Arizona	L	2-9
M. 2	at Arizona	L	2-9
M. 2	at Arizona	L	1-11
M. 6	UCLA	L	5-10
M. 11	Loyola Marymount	W	5-4
M. 11	Loyola Marymount	W	5-3
M. 12	at Cal Poly Pomona	W	9-7
M. 15	Arizona	L	3-13
M. 16	Arizona	W	4-3
M. 16	Arizona	L	2-3
M. 18	Utah	W	4-1
M. 19	Utah	W	14-2
M. 20	Utah	L	0-1
M. 20	Utah	W	10-3
M. 21	Washington	W	12-0
M. 22	Santa Clara	L	2-12
M. 23	Santa Clara	W	10-5
M. 25	Washington	L	1-5
M. 25	Washington	W	8-0
M. 26	Washington	L	3-4
M. 26	Washington	W	9-3
M. 27	California	W	21-14
M. 28	California	L	8-10
M. 28	CSU Dominguez Hills	W	10-2
A. 2	at Long Beach State*	W	2-1
A. 5	at Fresno State*	L	2-9
A. 6	at Fresno State*	L	2-4
A. 6	at Fresno State*	W	5-0
A. 9	at UC Santa Barbara*	W	2-0
A. 12	UC Santa Barbara*	W	8-4
A. 13	UC Santa Barbara*	W	4-1
A. 13	UC Santa Barbara*	W	6-5
A. 16	CSU Los Angeles*	L	3-13
A. 19	Pacific*	W	13-3
A. 20	Pacific*	W	4-1
A. 20	Pacific*	W	6-0
A. 23	Long Beach State*	W	5-3
A. 26	at CSU Los Angeles*	L	1-5
A. 27	at CSU Los Angeles*	L	2-3
A. 27	at CSU Los Angeles*	L	0-6
A. 30	UC Santa Barbara*	W	6-2
A. 30	UC Santa Barbara*	W	6-5
M. 3	San Jose State*	W	12-3
M. 4	San Jose State*	W	3-2
M. 4	San Jose State*	L	7-8
M. 7	at CSU Los Angeles*	W	2-1
M. 7	at CSU Los Angeles*	L	4-11
M. 10	at Long Beach State*	W	4-3
M. 11	at Long Beach State*	L	10-11
M. 11	at Long Beach State*	W	6-2

\* PCAA Game

## 1975

Record: 22-25 (8-10 PCAA)

Head Coach: Jim Dietz

F. 14	Cal Poly Pomona	W	9-5
F. 15	at Loyola Marymount	W	5-3
F. 15	at Loyola Marymount	L	0-5

F. 17	at UCLA	L	4-9
F. 17	at UCLA	L	6-9
F. 21	at Arizona	L	0-29
F. 22	at Arizona	L	6-7
F. 22	at Arizona	L	3-6
F. 25	at CSU Dominguez Hills	L	1-3
F. 28	at UCLA	W	6-5
M. 1	Loyola Marymount	L	3-6
M. 1	Loyola Marymount	W	5-1
M. 4	UC Riverside (11)	L	2-4
M. 15	Loyola Marymount	W	5-3
M. 15	Loyola Marymount	L	1-7
M. 16	at USC	L	0-3
M. 16	at USC	L	5-6
M. 18	Loyola Marymount	L	4-9
M. 24	at Westmont	W	9-5
M. 25	Spring Arbor	W	6-1
M. 27	Spring Arbor	W	4-3
M. 28	at Long Beach State*	L	3-4
M. 29	at Long Beach State*	W	7-5
M. 29	at Long Beach State*	L	1-6
M. 30	Utah	W	8-5
M. 31	Utah	W	24-8
M. 31	Utah	W	17-0
A. 12	CSU Fullerton*	L	3-7
A. 12	CSU Fullerton*	W	5-4
A. 15	at UC Irvine	W	4-2
A. 18	at CSU Fullerton*	L	2-7
A. 19	at CSU Fullerton*	L	0-5
A. 19	at CSU Fullerton*	W	4-2
A. 22	UC Irvine	W	8-7
A. 25	Long Beach State*	W	8-2
A. 26	Long Beach State*	W	10-1
A. 26	Long Beach State*	L	3-12
A. 29	at Cal Poly Pomona (10)	L	2-3
A. 30	CSU Dominguez Hills	L	4-7
M. 2	at Pacific*	L	1-2
M. 3	at Pacific*	L	0-2
M. 3	at Pacific*	L	0-1
M. 7	Chapman	W	7-5
M. 9	Fresno State* (11)	L	8-11
M. 10	Fresno State* (15)	W	6-5
M. 10	Fresno State*	W	5-1
M. 16	CSU Fullerton* (11)	W	4-3

\* PCAA Game

## 1976

Record: 36-22-1 (13-8 PCAA)

Head Coach: Jim Dietz

F. 12	Cal Poly Pomona	W	4-3
F. 13	Cal Poly Pomona	L	5-8
F. 14	Cal Poly Pomona	L	5-6
F. 14	Cal Poly Pomona	W	3-2
F. 16	at USC	L	0-3
F. 16	at USC	W	7-5
F. 17	at Chapman	L	0-5
F. 19	Loyola Marymount	W	5-4
F. 20	Loyola Marymount	W	4-0
F. 21	Loyola Marymount	L	3-4
F. 21	Loyola Marymount	L	1-5
F. 24	Pt. Loma Nazarene	W	7-1
F. 26	at Arizona	W	7-6

F. 27	at Arizona	L	5-11
F. 28	at Arizona	L	3-5
F. 28	at Arizona	L	13-14
M. 6	at Loyola Marymount	W	11-9
M. 6	at Loyola Marymount	W	4-3
M. 9	at Cal Poly Pomona	L	1-2
M. 11	Arizona	L	1-7
M. 12	Arizona	W	5-1
M. 13	Arizona	W	6-4
M. 13	Arizona	L	4-6
M. 16	Chapman	W	7-5
M. 17	U.S. International	W	7-4
M. 19	CSU Fullerton*	L	4-8
M. 20	at CSU Fullerton*	L	0-2
M. 20	at CSU Fullerton*	L	2-5
M. 23	Utah	W	15-3
M. 23	Utah	W	6-4
M. 26	at Long Beach State*	W	10-7
M. 27	Long Beach State*	L	3-5
M. 27	Long Beach State*	W	4-3
M. 30	UCLA	W	6-3
M. 30	UCLA	W	4-3
M. 31	UCLA	W	3-2
A. 2	San Jose State*	W	12-3
A. 3	San Jose State*	W	5-3
A. 3	San Jose State*	W	2-1
A. 6	at UC Irvine	L	6-10
A. 9	at CSU Fullerton*	W	6-1
A. 10	CSU Fullerton*	L	2-10
A. 10	CSU Fullerton*	W	6-1
A. 12	Pt. Loma Nazarene	W	10-4
A. 15	CSU Dominguez Hills	W	8-4
A. 16	CSU Dominguez Hills	W	7-0
A. 20	at UC Riverside	W	11-7
A. 23	Long Beach State* (12)	W	4-3
A. 24	at Long Beach State*	L	7-8
A. 24	at Long Beach State*	L	0-2
A. 27	UC Riverside	W	13-0
A. 28	USC	T	5-5
A. 30	Pacific*	W	2-1
M. 1	Pacific*	W	8-0
M. 1	Pacific*	W	3-0
M. 4	UC Irvine	L	4-5
M. 7	at Fresno State*	W	3-0
M. 8	at Fresno State*	W	4-2
M. 8	at Fresno State*	L	1-2

\* PCAA Game

## 1977

Record: 49-16-1 (16-8 SCBA)

Head Coach: Jim Dietz

F. 11	UCLA	W	8-6
F. 12	UCLA	W	11-4
F. 12	UCLA	W	9-7
F. 18	Cal Poly Pomona	W	8-1
F. 18	Cal Poly Pomona	W	11-2
F. 19	Cal Poly Pomona	W	10-1
F. 21	USC	W	8-5
F. 24	at Arizona	W	9-2
F. 25	at Arizona	W	8-3
F. 26	at Arizona	W	8-4
M. 1	at UC Irvine	W	8-5

# YEAR-BY-YEAR SCORES

M. 4	CSU Fullerton* (11)	L	2-5
M. 5	at Long Beach State*	W	12-9
M. 10	Arizona	W	9-4
M. 11	Arizona	W	9-1
M. 12	Arizona	L	6-26
M. 12	Arizona (9)	L	8-9
M. 13	Wyoming	W	3-1
M. 15	Wyoming	L	2-5
M. 16	Wyoming	W	8-4
M. 16	Wyoming (10)	W	4-3
M. 18	Pepperdine*	W	3-1
M. 19	at Chapman	W	4-2
M. 19	at Chapman	W	7-5
M. 23	Utah	W	8-3
M. 23	Utah	L	5-7
M. 24	Utah	W	9-4
M. 28	Arizona#	T	3-3
M. 29	Stanford#	L	4-6
M. 30	San Francisco#	W	6-1
M. 31	Pacific#	W	9-4
A. 1	Oregon State#	L	5-7
A. 1	at San Jose State#	W	3-0
A. 2	Arizona# (10)	W	12-11
A. 5	UC Irvine	W	4-0
A. 8	at Loyola Marymount*	L	4-5
A. 9	at CSU Los Angeles*	L	4-5
A. 9	at CSU Los Angeles*	W	9-3
A. 14	UC Santa Barbara*	W	15-5
A. 16	at UC Santa Barbara*	W	4-2
A. 16	at UC Santa Barbara*	W	2-0
A. 17	at UC Santa Barbara*	W	6-3
A. 18	USC	W	7-3
A. 19	Pt. Loma Nazarene	W	13-2
A. 22	Pepperdine*	W	4-0
A. 23	at Pepperdine*	W	5-0
A. 23	at Pepperdine*	W	2-0
A. 25	Pt. Loma Nazarene (12)	W	8-7
A. 26	U.S. International	W	13-3
A. 29	at Long Beach State*	W	13-5
A. 30	Long Beach State*	L	3-5
A. 30	Long Beach State*	W	6-2
M. 2	at Cal Poly Pomona	L	6-7
M. 4	CSU Dominguez Hills	W	12-0
M. 6	CSU Fullerton*	L	1-7
M. 7	at CSU Fullerton*	W	3-2
M. 7	at CSU Fullerton*	L	1-4
M. 13	Chapman	L	2-6
M. 14	Chapman	W	7-2
M. 14	Chapman	W	2-0
M. 17	CSU Los Angeles*	L	5-7
M. 17	CSU Los Angeles*	L	3-5
M. 18	at UC Irvine	W	5-4
M. 20	at Loyola Marymount*	W	11-9
M. 21	Loyola Marymount*	W	9-3
M. 21	Loyola Marymount*	W	9-5

# Spartan Classic at San Jose State

\* Southern California Baseball Assn. Game

## 1978

**Record: 38-27 (12-16 SCBA)**

**Head Coach: Jim Dietz**

F. 10	Cal Poly Pomona	W	13-5
-------	-----------------	---	------

F. 10	Cal Poly Pomona	W	9-6
F. 11	Cal Poly Pomona	W	10-9
F. 11	Cal Poly Pomona	W	6-4
F. 18	at CSU Los Angeles*	W	12-0
F. 18	at CSU Los Angeles*	L	3-7
F. 21	at Southern California Coll	W	6-5
F. 23	Chapman	L	7-8
F. 24	at Chapman	L	3-4
F. 25	at UC Santa Barbara*	W	15-13
F. 25	at UC Santa Barbara*	L	2-3
M. 7	Pt. Loma Nazarene	W	5-4
M. 8	Southern California College	L	2-3
M. 11	at CSU Fullerton*	L	5-9
M. 13	New Mexico	W	14-2
M. 13	Wyoming	W	2-0
M. 14	New Mexico	W	8-5
M. 14	Wyoming	W	11-5
M. 15	Wyoming	W	8-3
M. 16	Wyoming	W	7-2
M. 17	at UC Irvine*	L	10-13
M. 18	Loyola Marymount*	L	7-17
M. 20	Oregon Coll. of Education#	W	14-0
M. 21	Willamette#	W	18-0
M. 22	Utah#	W	16-6
M. 23	U.S. International#	L	2-4
M. 23	Pacific#	W	9-1
M. 24	Loyola Marymount#	W	7-4
M. 25	Willamette#	W	11-1
M. 26	Pacific#	W	6-2
M. 28	UNLV	W	7-2
M. 29	UNLV	W	3-2
A. 2	Lewis & Clark	L	6-7
A. 2	Lewis & Clark	L	0-1
A. 4	Chapman (11)	L	7-9
A. 6	U.S. International	W	8-0
A. 8	UC Santa Barbara*	W	6-4
A. 8	UC Santa Barbara*	L	0-8
A. 9	CSU Los Angeles*	W	7-3
A. 9	CSU Los Angeles*	W	7-5
A. 11	U.S. International	W	12-6
A. 12	CSU Dominguez Hills	W	19-6
A. 13	at Pepperdine*	L	2-9
A. 14	at Pepperdine* (10)	W	12-11
A. 21	Long Beach State*	W	13-12
A. 22	Long Beach State* (10)	W	7-6
A. 22	Long Beach State*	W	1-0
A. 23	Pepperdine*	L	0-3
A. 23	Pepperdine*	L	0-1
A. 24	Pt. Loma Nazarene	W	7-4
A. 28	at CSU Fullerton*	L	4-23
A. 29	CSU Fullerton*	L	2-15
A. 29	CSU Fullerton* (8)	L	5-7
M. 2	at UCLA	L	2-8
M. 2	at UCLA	L	6-7
M. 3	at Cal Poly Pomona	L	1-4
M. 3	at Cal Poly Pomona	W	11-10
M. 5	at UC Irvine*	W	15-6
M. 6	UC Irvine*	L	3-9
M. 6	UC Irvine*	W	12-11
M. 9	at Chapman	L	3-11
M. 10	Long Beach State* (15)	L	3-4
M. 12	Loyola Marymount*	W	11-3

M. 13	at Loyola Marymount*	L	4-6
M. 13	at Loyola Marymount* (8)	L	6-7

# Sun-Lite Classic in San Diego

\* Southern California Baseball Assn. Game

## 1979

**Record: 55-18-1 (12-4 WAC)**

**Head Coach: Jim Dietz**

F. 10	at Cal Poly Pomona	L	7-8
F. 10	at Cal Poly Pomona	T	2-2
F. 11	at USC	W	4-2
F. 11	at USC	L	1-4
F. 16	Loyola Marymount	L	4-10
F. 17	Loyola Marymount	W	12-3
F. 17	Loyola Marymount	W	5-3
F. 19	Cal Poly Pomona (15)	L	2-3
F. 19	Cal Poly Pomona	W	5-0
F. 20	at CSU Los Angeles	L	4-5
F. 27	Long Beach State	W	11-7
F. 28	at San Diego	W	15-3
M. 2	UC Irvine	W	2-0
M. 3	UC Irvine	W	7-3
M. 3	UC Irvine	W	4-3
M. 6	at Long Beach State	L	1-5
M. 8	San Diego	W	7-6
M. 9	at Southern California Coll	W	5-3
M. 10	CSU Fullerton	L	6-13
M. 10	CSU Fullerton	L	3-10
M. 11	at CSU Fullerton	L	4-10
M. 13	Wyoming	W	8-1
M. 14	Wyoming	W	17-3
M. 15	Wyoming	W	5-4
M. 15	CSU Los Angeles	W	9-8
M. 16	CSU Los Angeles	W	3-2
M. 16	Wyoming	W	8-2
M. 18	Oregon College of Educ.%	W	7-0
M. 18	So. California Coll.%	W	4-1
M. 21	Loyola Marymount%	W	11-6
M. 21	Brigham Young%	W	13-5
M. 21	U.S. International%	W	10-2
M. 22	Portland State%	W	2-0
M. 22	CSU Dominguez Hills%	W	7-1
M. 23	Oregon Coll. of Educ%	W	7-1
M. 23	San Diego %	W	7-1
M. 24	San Diego %	W	11-1
M. 26	Cal Lutheran	W	7-3
M. 26	Cal Lutheran	W	10-0
A. 3	UCLA	L	2-5
A. 6	New Mexico*	W	4-1
A. 6	New Mexico* (8)	L	3-11
A. 7	New Mexico*	W	12-9
A. 7	New Mexico*	W	4-2
A. 9	at Brigham Young	W	10-9
A. 10	at Brigham Young	W	12-11
A. 13	at Texas-El Paso*	L	6-8
A. 13	at Texas-El Paso*	W	20-6
A. 14	at Texas-El Paso*	W	10-1
A. 14	at Texas-El Paso*	W	9-6
A. 17	at Pt. Loma Nazarene	W	12-1
A. 18	U.S. International	W	3-1
A. 20	Southern California Coll	W	14-0
A. 23	at CSU Dominguez Hills	W	5-2
A. 24	Pt. Loma Nazarene	W	9-1



# YEAR-BY-YEAR SCORES

A. 27	Texas-El Paso*	W	7-1
A. 27	Texas-El Paso*	W	9-7
A. 28	Texas-El Paso*	W	4-1
A. 28	Texas-El Paso*	W	4-1
A. 30	CSU Dominguez Hills	W	11-2
M. 1	CSU Dominguez Hills	W	5-4
M. 2	U.S. International	W	7-6
M. 4	at New Mexico*	L	3-6
M. 5	at New Mexico*	L	1-9
M. 5	at New Mexico*	W	10-9
M. 8	at New Mexico*	W	12-11
M. 18	at UCLA	W	11-6
M. 19	at Brigham Young+	W	11-10
M. 19	at Brigham Young+	L	6-10
M. 25	at Brigham Young+	L	3-7
M. 26	Miami (Ohio)#	W	11-6
M. 27	Pepperdine#	L	9-15
M. 27	at Michigan State#	W	5-4
M.	Pepperdine#	L	2-13

% Sun-Lite Classic in San Diego

\* WAC Southern Division

+ WAC Championship Series

# NCAA Regional at East Lansing, Mich.

## 1980

**Record: 40-26-3 (11-12-1 WAC)**

**Head Coach: Jim Dietz**

F. 8	at UC Irvine	W	6-2
F. 8	at UC Irvine	L	1-3
F. 10	at UC Irvine	W	8-4
F. 10	at UC Irvine	W	13-1
F. 18	at Arizona (11)	W	5-3
F. 19	at Arizona	L	2-7
F. 20	at Arizona	L	8-14
F. 23	Loyola Marymount	L	2-8
F. 23	Loyola Marymount	W	5-2
F. 24	Loyola Marymount (10)	L	6-7
F. 24	at Loyola Marymount	W	6-2
F. 26	at Loyola Marymount	L	2-3
F. 28	at CSU Los Angeles	W	10-4
F. 29	Cal Poly Pomona	W	6-2
F. 29	Cal Poly Pomona	W	6-3
M. 1	at Cal Poly Pomona (10)	W	8-7
M. 1	at Cal Poly Pomona	T	2-2
M. 11	Wyoming	W	6-1
M. 11	Wyoming	W	1-0
M. 12	Wyoming	W	12-4
M. 12	U.S. International	W	7-5
M. 17	U.S. International %	L	7-8
M. 18	Oregon Coll. of Educ.%	W	6-5
M. 18	Northern Arizona %	W	10-4
M. 19	Portland State %	W	12-4
M. 20	Colorado State %	W	9-8
M. 20	San Diego %	W	17-5
M. 21	Arizona %	L	5-7
M. 22	Arizona %	T	7-7
M. 25	Southern California Coll	W	14-3
M. 25	Southern California Coll	W	9-5
M. 28	Colorado (11)	W	4-3
M. 29	Colorado	W	11-7
M. 29	Colorado	L	10-11
M. 31	CSU Dominguez Hills	W	12-6

A. 4	New Mexico* (10)	W	6-5
A. 4	New Mexico*	W	10-0
A. 5	New Mexico*	L	3-4
A. 5	New Mexico* (10)	L	6-7
A. 8	UCLA	L	3-8
A. 10	at San Diego	L	6-10
A. 11	Texas-El Paso*	W	13-3
A. 11	Texas-El Paso*	W	8-2
A. 12	Texas-El Paso*	W	11-5
A. 12	Texas-El Paso*	W	7-2
A. 14	Pt. Loma Nazarene	W	2-0
A. 15	UC San Diego	W	10-0
A. 16	U.S. International	L	8-13
A. 17	at Hawaii*	L	4-7
A. 18	at Hawaii*	L	4-11
A. 19	at Hawaii*	L	5-6
A. 19	at Hawaii*	L	4-7
A. 20	at Hawaii	W	9-4
A. 22	UC San Diego	W	8-1
A. 26	at New Mexico*	L	6-7
A. 26	at New Mexico*	L	5-11
A. 27	at New Mexico*	W	11-6
A. 27	at New Mexico*	L	12-13
A. 28	at Pt. Loma Nazarene	W	9-6
A. 29	at UCLA	L	4-14
M. 2	Hawaii*	L	1-7
M. 2	Hawaii*	W	3-2
M. 3	Hawaii*	W	8-5
M. 3	Hawaii*	L	3-9
M. 7	San Diego	L	3-5
M. 9	at Texas-El Paso*	W	3-0
M. 9	at Texas-El Paso*	L	4-5
M. 10	at Texas-El Paso*	W	10-2
M. 10	at Texas-El Paso* (9)	T	9-9

% Sun-Lite Classic at San Diego

\* WAC Southern Division

## 1981

**Record: 51-17 (14-1 WAC)**

**Head Coach: Jim Dietz**

F. 7	UC Irvine	W	13-1
F. 7	UC Irvine	L	1-4
F. 13	California	W	10-9
F. 13	California	L	6-8
F. 14	Cal Poly Pomona	L	1-3
F. 14	Cal Poly Pomona	W	7-1
F. 17	CSU Los Angeles	W	7-6
F. 19	at Long Beach State	L	5-12
F. 20	Pepperdine	L	1-11
F. 21	Pepperdine	W	10-3
F. 21	Pepperdine	W	7-3
F. 24	at USC	W	9-5
F. 27	at Loyola Marymount	W	7-2
M. 3	at Pt. Loma Nazarene	W	1-0
M. 3	UC San Diego	W	7-2
M. 4	at UC Irvine	L	0-14
M. 9	Southern California Coll	W	12-0
M. 9	Southern California Coll	W	13-1
M. 10	at San Diego	L	5-6
M. 14	Northern Arizona	W	6-5
M. 14	Northern Arizona	W	18-4
M. 15	Northern Arizona	W	7-3

M. 17	at UCLA	W	14-5
M. 18	Northern Arizona	W	12-4
M. 20	Massachusetts	W	18-1
M. 20	Loyola Marymount	W	11-3
M. 21	Loyola Marymount	W	11-1
M. 21	Loyola Marymount	L	2-3
M. 22	Massachusetts %	W	9-4
M. 23	Pt. Loma Nazarene %	W	6-4
M. 24	Oregon College of Educ.%	W	13-9
M. 25	Portland State %	W	11-0
M. 25	CSU Dominguez Hills %	W	8-4
M. 26	U.S. International %	W	16-3
M. 27	Lewis-Clark State %	W	13-8
M. 27	Washington %	W	10-1
M. 28	Lewis-Clark State %	W	11-2
M. 30	at Cal Poly Pomona	L	0-3
M. 31	San Diego	L	6-7
A. 4	U.S. International	W	18-2
A. 4	U.S. International	L	4-6
A. 9	at Texas-El Paso*	W	9-7
A. 10	at Texas-El Paso*	W	18-1
A. 10	at Texas-El Paso*	W	6-0
A. 11	at Texas-El Paso*	W	9-7
A. 14	at Texas-El Paso*	W	14-3
A. 14	Pt. Loma Nazarene	W	11-5
A. 15	UC San Diego	W	13-3
A. 16	New Mexico*	W	8-0
A. 17	New Mexico*	W	12-3
A. 17	New Mexico*	W	16-3
A. 18	New Mexico*	W	14-1
A. 18	New Mexico*	W	8-3
A. 23	Hawaii*	W	10-9
A. 24	Hawaii*	L	6-9
A. 24	Hawaii* (13)	W	9-8
A. 25	Hawaii*	W	6-5
A. 25	Hawaii*	W	8-0
A. 27	U. S. International	W	7-4
A. 30	at Hawaii+	L	7-10
M. 1	at Hawaii+	W	9-8
M. 1	at Hawaii+	L	1-3
M. 2	at Hawaii+	W	6-1
M. 2	at Hawaii+	L	5-6
M. 11	Pt. Loma Nazarene	W	8-1
M. 12	at Pt. Loma Nazarene	W	3-1
M. 22	Southern Illinois#	L	3-4
M. 30	Oral Roberts#	L	1-3

% Sun-Lite Classic in San Diego

\* Western Athletic Conference Game

+ WAC Southern Division Playoffs

# NCAA Regional at Tulsa, Okla.

## 1982

**Record: 58-30-3 (14-10 WAC)**

**Head Coach: Jim Dietz**

F. 6	at UC Irvine	W	9-4
F. 6	at UC Irvine	W	5-3
F. 11	at UC Riverside	L	3-5
F. 12	at Loyola Marymount	W	12-4
F. 13	at Loyola Marymount	L	6-7
F. 13	at Loyola Marymount	W	4-3
F. 14	U.S. International	W	5-3
F. 17	at USC	W	2-1

# YEAR-BY-YEAR SCORES

F. 18	USC	L	3-9
F. 19	Southern California Coll@	W	9-0
F. 19	Southern California Coll	W	8-0
F. 20	at CSU Los Angeles	W	8-6
F. 20	at CSU Los Angeles	W	13-2
F. 23	UC Riverside	W	7-2
F. 25	Long Beach State#	W	14-0
F. 26	CSU Northridge#	W	7-4
F. 27	Nebraska#	W	8-6
F. 27	at UNLV#	W	10-7
F. 28	at UNLV# (10)	W	7-6
M. 3	at San Diego	L	4-6
M. 5	at Pepperdine	W	7-5
M. 6	at Pepperdine	L	2-11
M. 6	at Pepperdine	L	4-5
M. 8	UC Irvine	W	6-3
M. 9	at Long Beach State	W	7-4
M. 13	CSU Los Angeles	W	9-4
M. 13	CSU Los Angeles	W	5-4
M. 15	Iona	W	6-2
M. 16	San Diego	T	6-6
M. 18	Massachusetts	W	19-14
M. 19	Loyola Marymount (10)	L	3-4
M. 20	Loyola Marymount	W	6-1
M. 20	Loyola Marymount	W	11-2
M. 22	UC San Diego %	W	7-0
M. 23	Lewis-Clark State %	L	3-4
M. 24	CSU Los Angeles %	W	8-3
M. 24	Massachusetts %	W	8-3
M. 25	Air Force %	W	9-2
M. 26	Wagner %	W	16-2
M. 26	Delaware %	L	4-5
M. 27	U. S. International %	T	5-5
M. 27	Delaware %	L	3-4
M. 28	Cornell	L	6-8
M. 28	Cornell	W	3-2
M. 30	Cal Poly Pomona	L	5-9
A. 3	UNLV	L	2-7
A. 3	UNLV	W	3-1
A. 4	UNLV	W	10-2
A. 5	Cal Lutheran	W	16-2
A. 6	at Cal Poly Pomona	T	7-7
A. 6	at Hawaii*	L	9-10
A. 9	at Hawaii*	L	2-3
A. 10	at Hawaii*	W	6-5
A. 11	at Hawaii*	L	1-7
A. 12	UC San Diego	W	14-1
A. 13	U.S. International	W	6-1
A. 14	at UCLA	L	2-3
A. 16	at New Mexico*	W	8-5
A. 16	at New Mexico*	W	6-5
A. 17	at New Mexico*	L	5-10
A. 17	at New Mexico*	W	3-1
A. 18	at Texas-El Paso*	L	4-5
A. 19	at Texas-El Paso*	W	10-5
A. 19	at Texas-El Paso*	W	11-0
A. 10	at Texas-El Paso*	W	12-10
A. 22	Pt. Loma Nazarene	W	17-0
A. 24	U.S. International	L	2-3
A. 24	U.S. International	W	8-1
A. 27	New Mexico*	L	0-2
A. 27	New Mexico*	W	11-5

A. 18	New Mexico*	W	3-1
A. 28	New Mexico*	W	5-3
A. 29	UC San Diego	W	6-2
A. 30	Texas-El Paso* (10)	W	5-4
M. 1	Texas-El Paso*	W	10-1
M. 1	Texas-El Paso*	W	5-2
M. 2	Texas-El Paso* (11)	L	3-4
M. 7	Hawaii*	L	5-17
M. 8	Hawaii*	L	2-12
M. 8	Hawaii*	W	5-2
M. 9	Hawaii*	L	0-3
M. 10	UCLA	L	3-7
M. 14	U.S. International	W	12-5
M. 15	U.S. International (8)	W	6-5
M. 15	U.S. International	W	2-1
M. 20	Brigham Young \$	W	4-1
M. 21	at Hawaii S	L	4-12
M. 21	Brigham Young S	W	4-3
M. 22	at Hawaii S	L	5-12
M. 28	Arizona State+	L	1-6
M. 29	Houston+	L	3-13

@ Forfeit win to SDSU  
 # UNLV Desert Classic in Las Vegas  
 % Sun-Lite Classic in San Diego  
 \* Western Athletic Conference Game  
 \$ WAC Tournament in Honolulu, HI  
 + NCAA Regional in Tempe, Ariz.

## 1983

Record: 62-15 (21-3 WAC)

Head Coach: Jim Dietz

F. 11	Loyola Marymount	W	7-6
F. 12	Loyola Marymount	W	4-1
F. 12	Loyola Marymount	W	11-5
F. 14	at Pt. Loma Nazarene	W	11-2
F. 15	at UC Riverside	W	11-7
F. 18	at Arizona	W	11-10
F. 19	at Arizona	L	8-15
F. 19	at Arizona (8)	W	13-12
F. 22	UC Riverside (11)	W	7-6
F. 24	Fresno State#	W	6-5
F. 25	at UNLV#	L	16-17
F. 25	CSU Northridge#	L	8-10
F. 26	Fresno State#	W	26-20
F. 27	at UNLV#	L	5-6
M. 8	Long Beach State	W	6-1
M. 11	at Long Beach State	L	2-4
M. 12	UC Irvine (9)	W	3-2
M. 12	UC Irvine	W	16-5
M. 13	Wichita State	L	1-18
M. 13	Wichita State	W	6-1
M. 14	Wichita State	W	7-1
M. 15	San Diego	W	7-6
M. 20	UC San Diego %	W	11-1
M. 23	Central Washington %	W	5-4
M. 23	Massachusetts %	W	13-2
M. 23	UC Santa Barbara %	W	2-1
M. 25	U.S. International %	W	7-3
M. 26	Lewis-Clark State %	L	3-7
M. 26	Washington %	W	13-0
M. 28	at UC Irvine	W	3-1
M. 30	St. Mary's (10)	W	4-3

M. 31	at CSU Los Angeles	W	6-0
A. 1	Pacific	W	5-1
A. 4	Pt. Loma Nazarene	W	15-11
A. 8	Hawaii*	W	10-1
A. 9	Hawaii*	W	8-7
A. 9	Hawaii*	L	2-4
A. 10	Hawaii*	W	5-2
A. 13	CSU Los Angeles	W	9-2
A. 15	Texas-El Paso*	W	4-0
A. 15	Texas-El Paso*	W	7-2
A. 16	Texas-El Paso*	W	5-4
A. 16	Texas-El Paso*	W	6-2
A. 18	New Mexico*	W	3-2
A. 18	New Mexico*	W	7-2
A. 19	New Mexico*	W	12-2
A. 19	New Mexico*	W	12-1
A. 22	U.S. International	W	6-0
A. 22	U.S. International	W	14-1
A. 23	U.S. International	W	9-3
A. 23	U.S. International	W	8-0
A. 26	at Texas-El Paso*	W	12-5
A. 26	at Texas-El Paso*	W	21-9
A. 27	at Texas-El Paso*	W	11-6
A. 27	at Texas-El Paso*	W	6-2
A. 29	at New Mexico*	W	13-2
A. 29	at New Mexico*	W	14-9
A. 30	at New Mexico*	W	7-0
A. 30	at New Mexico*	W	9-2
M. 3	U.S. International	W	14-6
M. 3	UC San Diego	W	11-2
M. 6	at Hawaii*	L	8-18
M. 7	at Hawaii*	L	5-9
M. 7	at Hawaii*	W	12-5
M. 8	at Hawaii*	W	4-2
M. 11	at UCLA	L	7-9
M. 13	UNLV	W	5-3
M. 14	UNLV	W	4-2
M. 14	UNLV	W	10-4
M. 19	Wyoming+	W	13-4
M. 20	at Brigham Young+	L	1-3
M. 20	Hawaii+	W	16-11
M. 21	Brigham Young+	W	10-6
M. 21	Brigham Young+	L	7-10
M. 27	UC Santa Barbara S	W	7-5
M. 28	Stanford S (11)	L	3-4
M. 29	UC Santa Barbara S	L	5-9

# Desert Classic in Las Vegas, Nev.

% Sun-Lite Classic in San Diego

\* Western Athletic Conference Game

+ WAC Tournament in Provo, Utah

S NCAA Regional in Palo Alto, Calif.

## 1984

Record: 66-23 (14-10 WAC)

Head Coach: Jim Dietz

F. 8	at Pt. Loma Nazarene	W	8-2
F. 9	at UC Irvine	W	8-4
F. 10	Cal Lutheran	W	7-4
F. 10	Cal Lutheran	W	19-4
F. 11	Cal Poly Pomona	W	8-0
F. 11	Cal Poly Pomona	W	4-3
F. 13	Pt. Loma Nazarene	W	17-3
F. 14	San Diego	W	8-7

# YEAR-BY-YEAR SCORES

F. 17	at Loyola Marymount	W	7-4
F. 18	at Loyola Marymount	L	5-7
F. 18	at Loyola Marymount	W	13-2
F. 20	UCLA	W	12-7
F. 23	Lewis-Clark State#	W	9-6
F. 23	at UNLV#	W	6-3
F. 24	St. Mary's#	W	10-5
F. 25	St. Mary's#	W	10-5
F. 26	at UNLV#	W	6-4
F. 28	U.S. International	W	7-5
F. 29	Long Beach State	W	3-1
M. 1	at San Diego	L	6-7
M. 3	at Cal Poly Pomona	W	7-0
M. 3	at Cal Poly Pomona	L	5-6
M. 6	UC Irvine	W	7-1
M. 7	at Long Beach State	W	5-2
M. 9	Pepperdine (10)	W	5-4
M. 10	Pepperdine	L	3-10
M. 13	Iona	W	18-1
M. 14	Iona	W	11-2
M. 14	Army	W	15-6
M. 15	Arizona	W	5-4
M. 16	Arizona	W	3-2
M. 17	Arizona	W	9-3
M. 18	Western New Mexico %	W	14-8
M. 19	U.S. International %	W	16-5
M. 20	Northern Colorado %	W	5-4
M. 21	UC San Diego %	W	20-0
M. 21	Western New Mexico %	W	11-6
M. 21	U.S. International %	W	5-0
M. 11	Utah %	W	13-0
M. 23	Yale %	W	9-3
M. 24	U.S. International %	W	13-0
M. 27	CSU Fullerton@	W	4-0
M. 28	Washington State@	L	4-5
M. 28	Oral Robert@	W	12-5
M. 29	Seton Hall@	L	7-9
M. 29	Brigham Young@ (13)	L	3-5
M. 30	Oregon State@	W	12-7
M. 31	at UC Riverside@ (15)	W	8-7
M. 31	Washington State@	W	12-0
A. 6	at Hawaii*	L	4-13
A. 7	at Hawaii*	L	5-11
A. 7	at Hawaii*	L	0-10
A. 8	at Hawaii*	L	1-3
A. 11	at UC San Diego	W	10-3
A. 13	at Texas-El Paso*	W	15-4
A. 13	at Texas-El Paso*	W	13-2
A. 14	at Texas-El Paso*	L	9-24
A. 14	at Texas-El Paso*	W	10-7
A. 16	at New Mexico*	L	3-8
A. 16	at New Mexico*	W	10-3
A. 17	at New Mexico*	W	8-6
A. 17	at New Mexico*	L	0-7
A. 20	U.S. International	W	4-2
A. 21	U.S. International	L	3-7
A. 21	U.S. International	W	14-3
A. 24	Texas-El Paso*	W	6-2
A. 24	Texas-El Paso*	L	6-8
A. 25	Texas-El Paso*	W	8-7
A. 25	Texas-El Paso*	W	4-1
A. 27	New Mexico*	W	9-2

A. 27	New Mexico*	W	6-3
A. 28	New Mexico*	L	2-5
A. 28	New Mexico*	L	5-7
M. 1	U.S. International	W	10-0
M. 4	Hawaii*	W	9-0
M. 5	Hawaii*	W	5-3
M. 5	Hawaii*	W	11-10
M. 6	Hawaii*	W	9-8
M. 9	at UCLA (10)	L	3-4
M. 17	Brigham Young+	L	4-9
M. 18	Utah+	W	7-0
M. 18	Brigham Young+	W	7-0
M. 19	at Hawaii+	W	8-6
M. 19	at Hawaii+	L	4-5
M. 25	at Fresno State^	W	10-6
M. 26	CSU Fullerton^	L	6-16
M. 27	at Fresno State^	W	10-7
M. 27	CSU Fullerton^	W	9-5
M. 28	CSU Fullerton^ (11)	L	7-8

# Desert Classic in Las Vegas, Nev.

% Sun-Lite Classic in San Diego

@ Riverside Invitational in Riverside, Calif.

\* Western Athletic Conference Game

+ WAC Tournament in Honolulu, Hawaii

^ NCAA Regional in Fresno, Calif.

## 1985

Record: 42-30-1 (6-16 WAC)

Head Coach: Jim Dietz

F. 5	at CSU Los Angeles	W	11-6
F. 6	Long Beach State	W	11-2
F. 12	at Pt. Loma Nazarene	W	18-2
F. 13	at Long Beach State	W	8-4
F. 14	U.S. International	W	3-2
F. 15	UC Irvine	W	7-6
F. 18	at San Diego	W	6-3
F. 22	at Arizona	L	2-13
F. 22	at Arizona	L	6-17
F. 23	at Arizona	L	7-8
F. 26	at UC San Diego	W	7-5
F. 27	San Diego	W	9-2
F. 28	CSU Los Angeles	W	6-5
F. 28	CSU Los Angeles (10)	L	6-13
M. 1	Loyola Marymount (17)	L	3-4
M. 1	Loyola Marymount	L	5-6
M. 4	Pt. Loma Nazarene	W	7-0
M. 5	at Cal Poly Pomona	W	3-2
M. 6	at USC	L	2-4
M. 7	UC San Diego	W	11-6
M. 9	Cal Poly Pomona	W	4-3
M. 9	Cal Poly Pomona	W	5-4
M. 10	Oklahoma City	W	8-7
M. 11	Oklahoma City	W	9-6
M. 11	Oklahoma City	L	0-5
M. 12	U.S. International	L	2-3
M. 13	Iona	W	3-2
M. 13	Iona	W	15-2
M. 19	Western New Mexico	W	13-0
M. 20	USC	W	10-4
M. 21	Western New Mexico	W	7-0
M. 22	Nebraska	W	6-5
M. 22	Nebraska	W	11-6

M. 23	Nebraska	W	8-7
M. 23	Nebraska (8)	L	3-8
M. 24	Nebraska	L	8-24
M. 25	Oregon State#	L	3-4
M. 25	Air Force#	W	11-7
M. 26	Harvard#	W	8-4
M. 26	at UC Riverside#	W	6-2
M. 29	UCLA#	W	4-2
M. 29	Arizona State#	W	9-4
M. 30	Missouri#	T	10-10
M. 30	Oregon State#	L	5-6
A. 2	at UCLA	L	6-7
A. 3	at CSU Los Angeles	W	16-2
A. 6	Hawaii*	L	1-6
A. 7	Hawaii*	L	2-4
A. 7	Hawaii*	L	3-5
A. 8	Hawaii*	W	7-0
A. 9	at UC Irvine	W	13-7
A. 22	Texas-El Paso*	L	3-4
A. 12	Texas-El Paso*	W	3-1
A. 12	Texas-El Paso*	W	9-1
A. 13	Texas-El Paso*	L	3-5
A. 15	New Mexico*	L	1-4
A. 15	New Mexico* (10)	L	1-2
A. 16	New Mexico*	W	6-5
A. 16	New Mexico*	W	13-3
A. 18	at San Diego	W	10-7
A. 19	U.S. International	W	13-1
A. 20	U.S. International	W	5-4
A. 20	U.S. International	W	10-6
A. 22	at Texas-El Paso*	L	1-2
A. 23	at Texas-El Paso*	L	7-8
A. 23	at Texas-El Paso*	L	4-11
A. 24	at Texas-El Paso*	L	1-10
A. 27	at New Mexico*	L	0-3
A. 27	at New Mexico*	W	3-2
M. 3	at Hawaii* (11)	L	2-3
M. 4	at Hawaii*	L	2-9
M. 4	at Hawaii*	L	1-6
M. 5	at Hawaii*	L	0-4

# Riverside Invitational in Riverside, Calif.

\* Western Athletic Conference Game

## 1986

Record: 42-23-1 (16-8 WAC)

Head Coach: Jim Dietz

F. 8	at UCLA	W	8-4
F. 8	at UCLA	L	6-7
F. 11	at CSU Fullerton	L	2-10
F. 12	UC Riverside	W	3-2
F. 18	UC San Diego	W	7-3
F. 26	San Diego	W	12-1
F. 27	at Pt. Loma Nazarene	W	6-1
F. 28	at Loyola Marymount	W	12-1
M. 1	at Loyola Marymount	L	1-4
M. 1	at Loyola Marymount	W	6-0
M. 5	at San Diego (10)	L	5-6
M. 7	CSU Los Angeles	W	4-1
M. 9	Washington State	L	2-3
M. 13	U.S. International	W	9-1
M. 13	U.S. International	W	9-4
M. 17	Nebraska# (11)	W	3-2



# YEAR-BY-YEAR SCORES

M. 18	Washington State#	L	4-12
M. 19	at Fresno State#	W	16-4
M. 20	Nevada#	W	4-3
M. 21	Brigham Young#	T	7-7
M. 22	Washington State#	W	3-2
M. 24	U.S. International	L	4-7
M. 25	CSU Fullerton	L	2-3
M. 26	at U.S. International	W	5-3
M. 26	Western Oregon State	W	8-2
M. 27	Western Oregon State	W	11-5
M. 29	at Pepperdine	L	2-12
M. 29	at Pepperdine	W	4-3
A. 1	UCLA (10)	L	13-14
A. 1	UC Irvine	W	6-3
A. 2	Long Beach State (10)	W	8-7
A. 5	at Hawaii*	L	6-7
A. 6	at Hawaii*	L	0-10
A. 6	at Hawaii*	L	2-12
A. 7	at Hawaii*	L	6-10
A. 11	at Brigham Young*	L	7-9
A. 11	at Brigham Young*	W	14-13
A. 12	at Brigham Young*	L	12-13
A. 12	at Brigham Young*	L	9-10
A. 14	at Utah*	L	8-10
A. 15	at Utah*	W	6-4
A. 15	at Utah*	W	14-7
A. 15	at Utah*	W	11-0
A. 18	at U.S. International	W	7-6
A. 19	U.S. International	L	4-5
A. 19	U.S. International	L	2-8
A. 22	Utah*	W	5-1
A. 22	Utah*	W	6-0
A. 23	Utah*	W	7-1
A. 23	Utah*	W	6-2
A. 25	Brigham Young*	W	19-5
A. 25	Brigham Young*	W	12-2
A. 26	Brigham Young*	W	6-0
A. 26	Brigham Young*	W	6-4
A. 29	Masters	W	12-0
A. 29	Masters	W	21-1
M. 2	Hawaii*	W	8-7
M. 3	Hawaii*	W	4-2
M. 3	Hawaii*	W	7-1
M. 4	Hawaii*	W	5-2
M. 8	New Mexico+	W	8-4
M. 9	Hawaii+	W	2-1
M. 10	Hawaii+	L	3-10
M. 10	Hawaii+	W	9-2
M. 22	Arizona S	L	5-26
M. 23	Texas-Pan American S	L	6-10

# Best in the West Classic in Fresno, Calif.

\* Western Athletic Conference Game

+ WAC Tournament in San Diego

S NCAA Regional at Austin, Texas

## 1987

**Record: 32-28-1 (12-10 WAC)**

**Head Coach: Jim Dietz**

F. 3	at UC Riverside	L	5-9
F. 7	Southern California Coll	W	8-0
F. 7	Southern California Coll	W	20-5
F. 10	Pt. Loma Nazarene	W	11-4

F. 11	Long Beach State	W	14-1
F. 13	Cal Poly SLO	W	9-4
F. 14	Cal Poly SLO	W	8-7
F. 17	at Cal Poly Pomona (10)	L	3-4
F. 20	CSU Northridge	L	2-6
F. 21	Pepperdine	L	4-7
F. 21	Pepperdine	L	5-8
F. 27	Cal Poly Pomona	L	3-4
F. 28	at UC Irvine	W	8-2
F. 28	at UC Irvine	W	5-3
M. 3	San Diego	W	12-3
M. 4	UCLA	L	2-7
M. 7	CSU Los Angeles	L	2-5
M. 7	CSU Los Angeles	W	6-2
M. 10	CSU Fullerton	L	1-10
M. 12	Masters	W	1-0
M. 16	UC Santa Barbara#	W	4-3
M. 17	Eastern Washington#	L	4-7
M. 18	at Fresno State#	L	3-4
M. 19	U.S. International#	T	7-7
M. 20	Oregon State#	L	7-8
M. 22	Bowling Green	W	8-1
M. 25	at Long Beach State	W	17-14
M. 26	CSU Los Angeles	L	4-5
M. 28	Western Oregon State	W	10-0
M. 29	Western Oregon State	W	2-0
M. 31	at UCLA	W	6-5
A. 1	at UC Irvine	W	4-1
A. 4	Hawaii*	L	3-5
A. 4	Hawaii*	L	3-5
A. 5	Hawaii*	L	3-4
A. 5	Hawaii*	W	4-3
A. 7	at UC San Diego	L	4-7
A. 9	Wyoming*	W	8-2
A. 10	Wyoming*	L	1-3
A. 10	Wyoming*	W	6-1
A. 11	Wyoming*	W	7-6
A. 13	Colorado State*	W	8-3
A. 13	Colorado State*	W	2-1
A. 14	Colorado State*	W	3-0
A. 14	Colorado State*	W	5-3
A. 17	at U.S. International	L	4-9
A. 18	U.S. International	W	5-4
A. 21	San Diego	L	4-7
A. 23	at Hawaii*	L	1-3
A. 24	at Hawaii* (10)	L	5-6
A. 24	at Hawaii*	L	0-9
A. 25	at Hawaii*	L	6-13
A. 29	at Wyoming*	L	6-7
A. 29	at Wyoming*	W	13-2
A. 30	at Wyoming*	W	10-2
A. 30	at Wyoming* (10)	L	14-15
M. 2	at Colorado State*	W	11-1
M. 2	at Colorado State*	W	15-6
M. 7	at Brigham Young+	W	6-1
M. 8	Hawaii+	L	10-17
M. 8	at Brigham Young+	L	11-13

# Best in West Classic in Fresno, Calif.

\* Western Athletic Conference Game

\* WAC Tournament in Provo, Utah

## 1988

**Record: 47-18-1 (21-5 WAC)**

**Head Coach: Jim Dietz**

F. 5	UC Irvine	L	4-10
F. 6	UC Riverside	W	4-3
F. 7	UC Riverside	W	11-9
F. 9	at Cal Poly Pomona	W	15-9
F. 13	UCLA	L	5-11
F. 14	UCLA	L	7-16
F. 16	Cal Poly Pomona	L	3-6
F. 17	Texas Tech	W	11-4
F. 19	CSU Northridge	W	9-2
F. 20	CSU Northridge	W	7-6
F. 21	CSU Northridge	W	13-1
F. 23	at San Diego	W	6-4
F. 26	at Florida	L	2-12
F. 27	at Florida	L	4-11
F. 28	at Florida	T	8-8
M. 2	Long Beach State	W	8-4
M. 4	CSU Los Angeles	W	8-4
M. 5	CSU Los Angeles	L	8-14
M. 6	CSU Los Angeles	L	6-11
M. 8	Temple	W	8-2
M. 9	Washington State	L	1-4
M. 10	Washington State	W	7-1
M. 12	at Pepperdine	W	8-7
M. 12	at Pepperdine	W	6-2
M. 19	Iowa	W	9-2
M. 20	Iowa	L	2-6
M. 22	Western Oregon State	W	3-1
M. 23	Western Oregon State	W	9-4
M. 25	Brigham Young*	L	4-5
M. 25	Brigham Young* (10)	L	10-11
M. 26	Brigham Young*	W	14-10
M. 26	Brigham Young*	W	14-6
M. 29	at Long Beach State	L	8-9
A. 2	Colorado State*	W	8-1
A. 2	Colorado State*	W	13-5
A. 3	Colorado State*	W	3-0
A. 3	Colorado State*	W	5-0
A. 5	San Diego	W	7-6
A. 10	at Air Force*	W	9-0
A. 10	at Air Force*	W	17-8
A. 11	at Air Force*	W	11-6
A. 11	at Air Force*	W	19-13
A. 15	Oral Roberts	W	13-2
A. 16	Oral Roberts	W	6-1
A. 17	Oral Roberts	W	11-2
A. 19	UC San Diego	W	10-3
A. 23	New Mexico*	W	4-0
A. 24	New Mexico*	W	13-0
A. 24	New Mexico*	W	8-4
A. 25	New Mexico*	W	7-2
A. 26	at UC Irvine	W	11-4
A. 30	at Wyoming*	W	9-3
A. 30	at Wyoming*	L	5-8
M. 1	at Wyoming*	W	14-8
M. 1	at Wyoming*	L	0-5
M. 7	at Utah*	W	9-3
M. 7	at Utah*	W	26-4
M. 10	at UCLA	W	3-1
M. 13	at Hawaii*	W	5-4
M. 14	at Hawaii*	W	6-3

# YEAR-BY-YEAR SCORES

M. 14	at Hawaii*	L	4-12
M. 15	at Hawaii*	W	6-2
M. 19	Wyoming+	L	3-5
M. 20	at Hawaii+	W	8-7
M. 20	Wyoming+	W	4-2
M. 21	Brigham Young+	L	1-3

\* Western Athletic Conference Game

+ WAC Tournament in Honolulu, Hawaii

## 1989

**Record: 37-25 (17-9 WAC)**

**Head Coach: Jim Dietz**

F. 1	San Diego	W	7-5
F. 3	Florida International	W	5-0
F. 5	Florida International	W	5-4
F. 5	Florida International	L	3-4
F. 7	at UC Riverside	L	0-8
F. 11	Pacific	W	10-2
F. 12	Pacific	W	11-1
F. 14	at San Diego	W	16-2
F. 17	UC Irvine	W	2-1
F. 18	UC Irvine	W	4-3
F. 19	at Fresno State	L	10-13
F. 24	Florida	L	7-9
F. 25	Florida	L	1-10
F. 26	Florida	W	5-4
M. 3	at Pacific	L	5-6
M. 7	UC Riverside	W	10-5
M. 8	at USC	W	1-0
M. 11	Pepperdine (10)	L	3-5
M. 12	Pepperdine	L	2-7
M. 14	at CSU Fullerton	L	1-2
M. 15	CSU Fullerton	L	0-1
M. 18	Wisconsin	W	11-2
M. 19	Wisconsin	W	7-0
M. 20	Wisconsin	W	18-2
M. 21	Long Beach State	W	3-2
M. 24	Utah*	W	3-2
M. 26	Utah*	L	3-6
M. 26	Utah* (8)	L	2-6
M. 26	Utah*	W	3-2
A. 1	Wyoming*	L	3-4
A. 1	Wyoming* (10)	W	6-5
A. 2	Wyoming* (8)	W	4-3
A. 2	Wyoming*	W	12-5
A. 5	at Long Beach State	W	8-5
A. 8	at New Mexico*	W	10-3
A. 8	at New Mexico*	W	11-2
A. 9	at New Mexico*	W	6-3
A. 9	at New Mexico*	L	1-8
A. 11	at New Orleans	W	4-3
A. 12	at New Orleans	L	1-2
A. 13	at New Orleans	L	1-5
A. 14	at Oral Roberts	L	3-4
A. 15	at Oral Roberts (10)	L	5-6
A. 16	at Oral Roberts	W	8-4
A. 22	Air Force*	W	3-0
A. 22	Air Force*	W	3-1
A. 23	Air Force*	W	14-0
A. 23	Air Force*	L	2-3
A. 26	at UC Irvine	W	9-1
A. 29	at Colorado State*	W	4-1

A. 29	at Colorado State*	L	3-6
M. 5	at Brigham Young*	W	6-2
M. 5	at Brigham Young*	W	7-6
M. 6	at Brigham Young*	L	1-2
M. 6	at Brigham Young*	L	4-5
M. 14	Hawaii*	L	3-9
M. 15	Hawaii* (8)	W	4-3
M. 15	Hawaii*	W	12-1
M. 16	Hawaii*	W	5-1
M. 18	at Hawaii+	L	5-6
M. 19	Wyoming+	W	8-3
M. 19	at Hawaii+	L	9-10

\* Western Athletic Conference Game

+ WAC Tournament in Honolulu, Hawaii

## 1990

**Record: 49-22 (21-7 WAC)**

**Head Coach: Jim Dietz**

F. 2	Masters	W	11-4
F. 3	at Cal Poly Pomona (10)	L	6-7
F. 5	Cal Poly Pomona	W	6-4
F. 9	Pacific	W	4-1
F. 10	Pacific	W	4-0
F. 11	Pacific	W	10-2
F. 14	U.S. International	W	6-3
F. 19	San Francisco State	W	4-3
F. 21	Cal Lutheran	W	7-0
F. 23	New Orleans	L	4-5
F. 24	New Orleans	W	5-1
F. 25	New Orleans	L	2-4
F. 27	at Long Beach State	L	4-8
M. 2	Long Beach State	L	2-7
M. 3	UC Irvine	W	4-3
M. 4	UC Irvine	L	3-4
M. 6	at San Diego	W	7-2
M. 7	UC San Diego	W	12-3
M. 9	at UNLV	W	11-4
M. 10	at UNLV (10)	L	13-14
M. 11	at UNLV	W	9-6
M. 13	at UC Riverside	L	5-6
M. 16	CSU Sacramento	W	15-5
M. 17	CSU Sacramento	W	5-0
M. 18	CSU Sacramento	L	3-4
M. 20	at USC	L	3-10
M. 23	Utah*	W	4-3
M. 24	Utah*	W	3-2
M. 24	Utah*	W	10-4
M. 25	Utah*	W	19-8
M. 30	Brigham Young*	W	5-1
M. 30	Brigham Young*	L	5-8
M. 31	Brigham Young*	W	11-7
M. 31	Brigham Young*	L	5-9
A. 2	Cal Baptist	W	14-4
A. 4	CSU Los Angeles	W	11-1
A. 6	at New Mexico*	W	15-3
A. 7	at New Mexico*	W	1-0
A. 7	at New Mexico*	W	5-4
A. 8	at New Mexico*	W	11-4
A. 12	at Nevada	W	4-3
A. 13	at Nevada	L	3-7
A. 14	at Nevada	L	8-9
A. 17	USC	W	9-6

A. 20	at Hawaii*	W	7-2
A. 21	at Hawaii*	L	2-3
A. 21	at Hawaii*	W	7-0
A. 22	at Hawaii*	L	2-6
A. 24	UC Irvine	L	3-8
A. 37	Wyoming*	L	2-4
A. 28	Wyoming*	W	7-0
A. 28	Wyoming*	L	4-8
A. 29	Wyoming*	L	5-8
M. 4	at Colorado State*	W	17-0
M. 5	at Colorado State*	W	10-5
M. 5	at Colorado State*	W	13-0
M. 6	at Colorado State*	W	27-10
M. 8	San Diego	W	3-1
M. 9	at UC San Diego	W	10-2
M. 11	at Air Force*	W	18-0
M. 12	at Air Force*	W	4-0
M. 12	at Air Force*	W	9-2
M. 13	at Air Force*	W	28-6
M. 17	at Hawaii+ (11)	W	5-4
M. 18	Brigham Young+	W	5-3
M. 19	Brigham Young+ (11)	W	5-4
M. 24	Middle Tennessee State#	W	18-6
M. 25	Fresno State#	W	8-4
M. 26	at Stanford#	L	2-6
M. 26	Southern Illinois# (10)	W	4-3
M. 28	at Stanford#	L	2-6

\* Western Athletic Conference Game

+ WAC Tournament in Honolulu, Hawaii

# NCAA Regional in Palo Alto, Calif.

## 1991

**Record: 43-21 (15-6 WAC)**

**Head Coach: Jim Dietz**

F. 1	CSU Los Angeles	W	5-4
F. 2	CSU Los Angeles	L	4-5
F. 3	CSU Los Angeles	L	2-6
F. 5	Cal Poly Pomona	W	8-6
F. 8	Pacific (10)	W	7-6
F. 9	Pacific	W	4-0
F. 10	Pacific	W	9-4
F. 15	San Jose State	L	3-6
F. 16	San Jose State	W	4-3
F. 17	San Jose State	W	9-7
F. 18	San Francisco State	W	6-4
F. 19	UC San Diego	L	1-2
F. 22	Cal Lutheran	L	2-5
F. 23	Cal Lutheran	W	10-5
F. 24	Cal Lutheran	W	4-3
F. 26	at Cal Poly Pomona	L	6-12
M. 8	UC Irvine	W	8-7
M. 9	UC Irvine (10)	W	3-2
M. 10	UC Irvine	L	9-12
M. 16	UNLV	W	15-4
M. 16	UNLV (10)	W	6-5
M. 17	UNLV (10)	W	11-10
M. 22	Colorado State*	W	9-0
M. 23	Colorado State*	W	8-5
M. 23	Colorado State*	W	6-5
M. 24	Colorado State*	W	13-1
M. 25	Iona	W	6-2
M. 29	Hartford	W	10-1

# YEAR-BY-YEAR SCORES

A. 1	Pt. Loma Nazarene	W	7-6
A. 2	at UC Riverside (10)	W	7-4
A. 5	New Mexico*	W	6-2
A. 6	New Mexico*	W	7-6
A. 6	New Mexico*	L	8-9
A. 7	New Mexico*	W	4-2
A. 9	Utah*	W	7-6
A. 9	Utah*	L	5-7
A. 12	CSU Northridge (13)	W	10-9
A. 13	CSU Northridge	L	2-6
A. 14	CSU Northridge	W	12-1
A. 16	U.S. International	W	17-0
A. 19	at Wyoming*	L	6-9
A. 20	at Wyoming*	L	5-6
A. 20	at Wyoming*	W	6-2
A. 23	UC San Diego	W	10-4
A. 30	UC Riverside	L	2-3
M. 2	at Pt. Loma Nazarene	W	8-7
M. 3	Hawaii*	L	0-5
M. 3	Hawaii*	W	4-0
M. 4	Hawaii*	L	9-11
M. 4	Hawaii*	W	5-4
M. 6	at U.S. International	L	1-7
M. 7	at U.S. International	L	6-7
M. 11	Air Force*	W	8-1
M. 11	Air Force*	W	2-1
M. 12	Air Force*	W	8-7
M. 12	Air Force*	W	7-2
M. 13	U.S. International	L	3-7
M. 16	Brigham Young+	L	1-19
M. 17	Wyoming+	W	12-2
M. 18	Brigham Young+ (10)	W	6-4
M. 19	at Hawaii+	W	6-4
M. 19	at Hawaii+ (10)	W	7-2
M. 23	Stanford#	L	5-12
M. 24	Portland#	L	5-12

\* Western Athletic Conference Game  
 + WAC Tournament in Honolulu, Hawaii  
 # NCAA Regional in Fresno, Calif.

## 1992

Record: 39-18 (18-8 WAC)

Head Coach: Jim Dietz

F. 3	at Pt. Loma Nazarene	W	4-0
F. 5	Southern Cal College	L	2-4
F. 8	Cal Poly Pomona	W	5-1
F. 9	Sonoma State	L	4-6
F. 9	Sonoma State	W	4-3
F. 11	at San Diego	L	6-10
F. 16	San Diego	W	5-4
F. 18	San Francisco State (10)	W	9-8
F. 18	Cal Lutheran	L	1-9
F. 21	CSU Los Angeles	W	11-3
F. 22	CSU Los Angeles	W	8-2
F. 23	CSU Los Angeles	L	5-6
F. 25	Pt. Loma Nazarene	W	11-2
F. 27	Cal Baptist	W	9-4
F. 28	Southern Cal. College	W	10-1
M. 4	Cal Poly Pomona	W	7-4
M. 6	at UNLV	L	1-7
M. 10	UC Irvine	W	14-3
M. 11	Portland	W	10-0

M. 13	at CSU Sacramento	W	8-5
M. 15	at CSU Sacramento	W	3-2
M. 17	USC	W	14-4
M. 21	Brigham Young*	L	5-10
M. 21	Brigham Young*	W	11-2
M. 21	Brigham Young*	W	3-2
M. 27	Utah*	W	13-2
M. 28	Utah*	W	4-1
M. 28	Utah*	W	5-3
M. 29	Utah*	W	7-1
A. 4	at Air Force*	W	7-5
A. 4	at Air Force*	W	10-9
A. 5	at Air Force*	W	11-7
A. 5	at Air Force*	W	7-4
A. 7	UC Riverside	W	4-1
A. 9	at Cal Baptist	L	3-4
A. 15	Redlands	W	11-3
A. 17	at New Mexico*	W	9-6
A. 17	at New Mexico*	W	4-2
A. 18	at New Mexico*	L	10-11
A. 18	at New Mexico*	L	5-13
A. 21	at San Diego (10)	L	6-7
A. 24	at Colorado State*	W	12-5
A. 25	at Colorado State*	W	7-2
A. 25	at Colorado State*	W	12-5
A. 26	at Colorado State* (11)	W	6-4
A. 28	at UC Riverside (11)	W	6-4
M. 2	Hawaii*	L	2-11
M. 2	Hawaii*	W	2-1
M. 3	Hawaii*	L	4-6
M. 3	Hawaii*	L	2-5
M. 5	San Diego	W	6-3
M. 9	at Wyoming*	L	8-11
M. 10	at Wyoming*	L	6-7
M. 10	at Wyoming*	W	9-4
M. 14	Brigham Young+	W	11-6
M. 15	Hawaii+ (10)	L	0-1
M. 15	New Mexico+ (12)	L	2-3

\* Western Athletic Conference Game  
 + WAC Tournament in Honolulu, Hawaii

## 1993

Record: 22-36 (7-15 WAC)

Head Coach: Jim Dietz

J. 28	Baylor	L	4-11
J. 29	Baylor	L	4-7
J. 30	Baylor	L	3-11
F. 2	at UC Riverside	W	6-2
F. 5	at Pacific	W	13-3
F. 6	at Pacific	L	1-4
F. 7	at Pacific	L	4-10
F. 10	at USC	W	5-0
F. 12	at San Jose State	L	3-5
F. 13	at San Jose State	W	2-1
F. 14	at San Jose State	W	7-2
F. 16	at UCLA	L	4-6
F. 17	State Francis (NY)#	L	5-8
F. 21	Nevada#	L	4-7
F. 21	Western Kentucky#	W	6-4
F. 22	Nevada#	L	4-10
F. 22	Western Kentucky#	L	5-10
F. 27	CSU Los Angeles	W	9-4

F. 27	CSU Los Angeles	L	0-5
F. 28	CSU Los Angeles	L	3-4
M. 5	UNLV	L	3-7
M. 6	UNLV	L	0-5
M. 7	UNLV	W	10-1
M. 9	UC Riverside	W	12-5
M. 12	at CSU Sacramento*	L	5-9
M. 13	at CSU Sacramento*	L	0-2
M. 14	at CSU Sacramento*	L	9-10
M. 16	at UC Riverside	L	8-9
M. 19	CSU Northridge*	L	1-8
M. 20	CSU Northridge*	L	3-10
M. 21	CSU Northridge*	W	9-6
M. 23	at San Diego	L	2-7
M. 27	Fresno State*	L	5-6
M. 30	Chapman	L	3-9
A. 2	Grand Canyon	W	5-0
A. 3	Grand Canyon	L	8-14
A. 4	Grand Canyon	W	13-5
A. 5	San Diego	W	10-7
A. 9	at CSU Northridge*	L	3-8
A. 10	at CSU Northridge*	W	5-1
A. 1	at CSU Northridge*	L	0-6
A. 12	UC Riverside	W	5-3
A. 16	CSU Sacramento*	L	7-14
A. 17	CSU Sacramento*	L	5-6
A. 18	CSU Sacramento*	L	7-12
A. 20	at Long Beach State	L	9-11
A. 23	at Hawaii*	L	1-3
A. 24	at Hawaii*	W	8-3
A. 25	at Hawaii*	L	4-6
A. 27	at Chapman	W	2-1
M. 4	Long Beach State	L	1-3
M. 7	at Fresno State*	W	11-9
M. 8	at Fresno State*	W	8-1
M. 9	at Fresno State*	L	1-2
M. 11	USC	W	9-5
M. 14	Hawaii*	L	1-4
M. 15	Hawaii*	W	4-3
M. 15	Hawaii*	W	5-4

# Gallagher Classic in San Diego  
 \* Western Athletic Conference Game

## 1994

Record: 35-23 (15-9 WAC)

Head Coach: Jim Dietz

J. 28	Grand Canyon	L	7-8
J. 29	Grand Canyon	W	9-3
J. 30	Grand Canyon	W	16-3
F. 5	Pacific	W	3-2
F. 6	Pacific	W	9-2
F. 11	at UNLV	L	10-17
F. 12	at UNLV	W	7-0
F. 13	at UNLV	L	1-4
F. 16	Creighton#	W	16-5
F. 19	Toledo#	W	10-7
F. 19	Washington#	L	4-8
F. 25	San Jose State	W	5-4
F. 26	San Jose State	W	12-8
F. 27	San Jose State	W	6-3
M. 2	at UCLA	W	12-11
M. 4	Rice (11)	W	10-9
M. 5	Rice	L	9-13



# YEAR-BY-YEAR SCORES

M. 6	Rice	W	20-3
M. 8	at USC	L	3-4
M. 10	at Baylor	L	2-11
M. 11	at Baylor	L	5-10
M. 12	at Baylor	W	11-6
M. 15	UC Riverside	L	7-8
M. 18	at Hawaii*	L	8-10
M. 19	at Hawaii* (11)	L	4-5
M. 20	at Hawaii*	W	6-1
M. 22	CSU Los Angeles	W	9-5
M. 25	at CSU Sacramento*	W	15-11
M. 26	at CSU Sacramento*	W	14-7
M. 27	at CSU Sac.* (10)	W	12-10
M. 29	at UC Riverside	L	5-6
A. 1	Fresno State*	W	9-5
A. 2	Fresno State*	L	3-4
A. 3	Fresno State* (11)	W	4-3
A. 5	at Loyola Marymount	L	0-3
A. 8	CSU Northridge*	W	9-8
A. 10	CSU Northridge*	L	2-7
A. 10	CSU Northridge*	W	12-7
A. 12	Long Beach State	W	15-3
A. 13	UCLA (10)	L	7-12
A. 16	Southern Utah	W	3-0
A. 17	Southern Utah	W	12-6
A. 19	at San Diego	L	4-8
A. 22	Hawaii* (15)	W	6-5
A. 23	Hawaii*	W	8-2
A. 24	Hawaii* (11)	W	10-9
A. 29	at CS Northridge* (12)	L	6-7
A. 30	at CS Northridge* (10)	L	9-10
M. 1	at CSU Northridge*	W	7-3
M. 3	San Diego	L	1-3
M. 7	at Fresno State*	L	2-3
M. 8	at Fresno State*	L	4-5
M. 8	at Fresno State* (10)	W	3-1
M. 10	at Long Beach State	W	3-0
M. 11	USC	W	4-3
M. 13	CSU Sacramento*	W	8-7
M. 16	CSU Sacramento*	W	10-3
M. 16	CSU Sacramento*	L	2-4

# Gallagher Classic in San Diego

\* Western Athletic Conference Game

## 1995

Record: 30-25 (13-16 WAC)

Head Coach: Jim Dietz

J. 27	at Grand Canyon	W	11-5
J. 28	at Grand Canyon	L	6-8
J. 29	at Grand Canyon	W	11-7
F. 1	at UCLA	L	6-8
F. 3	at Pacific	L	4-5
F. 4	at Pacific	W	15-1
F. 5	at Pacific	L	4-5
F. 17	at San Jose State	W	10-5
F. 18	at San Jose State	W	8-2
F. 19	at San Jose State	W	7-2
F. 22	Southern Utah#	W	5-0
F. 23	Southern Utah	W	11-4
F. 24	Oklahoma State#	L	1-10
F. 25	Nebraska	L	5-6
F. 25	Nebraska#	W	6-1

F. 26	New Mexico State#	W	9-2
M. 4	UNLV	L	1-3
M. 4	UNLV	W	4-0
M. 7	USC	W	12-5
M. 12	CSU Sacramento* (10)	W	7-6
M. 13	CSU Sacramento*	W	4-3
M. 13	CSU Sacramento*	W	11-1
M. 14	at San Diego	W	3-2
M. 17	at Hawaii*	W	8-1
M. 18	at Hawaii*	L	2-6
M. 19	at Hawaii*	L	5-10
M. 25	Fresno State*	W	3-2
M. 26	Fresno State*	L	2-3
M. 27	Fresno State*	W	11-4
M. 31	at CSU Northridge*	L	6-9
A. 1	at CSU Northridge*	W	7-2
A. 2	at CSU Northridge*	L	9-21
A. 4	Long Beach State	W	7-4
A. 7	at Cal Poly SLO*	L	1-4
A. 8	at Cal Poly SLO*	W	16-12
A. 9	at Cal Poly SLO*	W	24-0
A. 11	at Loyola Marymount (10)	L	8-9
A. 14	Hawaii*	L	2-7
A. 15	Hawaii*	W	10-4
A. 18	at Long Beach State (11)	W	13-10
A. 21	at CSU Sacramento*	L	4-5
A. 22	at CSU Sacramento*	L	5-10
A. 23	at CSU Sacramento*	W	16-2
A. 25	Loyola Marymount	W	5-4
A. 28	at Fresno State*	L	4-10
A. 29	at Fresno State*	L	3-8
A. 30	at Fresno State*	L	5-6
M. 2	San Diego	W	4-2
M. 5	Cal Poly SLO	L	3-5
M. 6	Cal Poly SLO	L	3-10
M. 7	Cal Poly SLO	L	5-6
M. 9	UCLA	L	3-5
M. 12	CSU Northridge	W	21-5
M. 13	CSU Northridge	L	2-9
M. 14	CSU Northridge	W	12-8

# Gallagher Classic in San Diego

\* Western Athletic Conference Game

## 1996

Record: 32-25-2 (16-14 WAC)

Head Coach: Jim Dietz

J. 26	at Grand Canyon	W	10-5
J. 26	at Grand Canyon (10)	L	2-4
J. 27	at Grand Canyon	L	1-6
J. 30	Pt. Loma Nazarene	W	9-1
F. 2	Texas Tech	L	3-5
F. 3	Texas Tech	L	1-3
F. 4	Texas Tech	L	4-5
F. 6	Southern Cal (7)	T	3-3
F. 9	San Jose State (11)	L	2-3
F. 10	San Jose State (12)	W	2-1
F. 11	San Jose State	W	2-1
F. 13	at Loyola Marymount	W	16-6
F. 15	Utah#	W	3-2
F. 16	Oregon State# (12)	W	4-3
F. 17	San Diego#	W	9-4
F. 18	Oregon State#	T	10-10

F. 18	St. Francis (NY)#	W	11-4
F. 23	at Hawaii*	L	2-4
F. 24	at Hawaii*	W	7-6
F. 25	at Hawaii*	W	7-3
M. 1	Toledo (at UNLV)	W	8-1
M. 2	at UNLV (11)	W	2-1
M. 3	at UNLV	L	0-1
M. 8	CSU Sacramento*	W	16-2
M. 9	CSU Sacramento*	W	7-6
M. 10	CSU Sacramento*	W	5-3
M. 11	Gonzaga	W	10-1
M. 15	at CSU Northridge*	W	12-4
M. 16	at CSU Northridge*	L	5-6
M. 17	at CSU Northridge*	L	4-10
M. 19	Long Beach State	L	2-5
M. 22	Southern Utah	W	12-2
M. 26	Fresno State*	L	1-2
M. 27	Fresno State*	W	9-5
M. 29	Cal Poly SLO*	L	4-6
M. 30	Cal Poly SLO*	W	2-1
M. 31	Cal Poly SLO*	L	3-5
A. 2	at Southern Cal	L	5-6
A. 4	at Fresno State*	L	2-3
A. 5	at Fresno State*	W	9-4
A. 6	at Fresno State*	W	6-2
A. 9	at San Diego	W	7-4
A. 12	at CSU Sacramento*	W	9-1
A. 13	at CSU Sacramento* (10)	L	3-4
A. 14	at CSU Sacramento*	W	5-4
A. 16	Fresno State*	W	5-2
A. 17	at UCLA	W	8-7
A. 19	Hawaii* (14)	W	4-3
A. 20	Hawaii*	L	4-8
A. 21	Hawaii*	W	6-5
A. 26	CSU Northridge*	L	2-8
A. 27	CSU Northridge*	W	5-2
A. 28	CSU Northridge*	L	2-6
A. 30	Loyola Marymount	L	4-13
M. 1	UCLA (11)	L	7-8
M. 3	at Cal Poly SLO*	L	8-12
M. 4	at Cal Poly SLO*	L	3-4
M. 5	at Cal Poly SLO*	L	1-5
M. 7	San Diego	W	2-1

# San Diego Classic in San Diego

\* Western Athletic Conference Game

## 1997

Record: 41-22-1 (17-13 WAC)

Head Coach: Jim Dietz

J. 31	at Grand Canyon (10)	L	4-5
F. 1	at Grand Canyon	W	10-5
F. 2	at Grand Canyon	W	10-5
F. 4	at Loyola Marymount	L	4-5
F. 6	Washington State	W	13-4
F. 7	Washington State	W	10-3
F. 8	Washington State	W	12-11
F. 9	Washington State	W	14-7
F. 11	at CSU Northridge	W	5-4
F. 19	Utah#	W	9-4
F. 19	Missouri#	W	5-4
F. 22	San Diego#	W	6-3
F. 23	Loyola Marymount#	W	8-4

# YEAR-BY-YEAR SCORES

M. 3	CSU Los Angeles	W	17-8
M. 4	at San Diego	W	3-0
M. 5	at Pt. Loma Nazarene	W	5-2
M. 7	at Fresno State	L	3-7
M. 8	at Fresno State	W	10-1
M. 9	at Fresno State	L	6-7
M. 14	Brigham Young*	W	16-8
M. 15	Brigham Young*	W	6-3
M. 17	Brigham Young+	L	4-5
M. 17	Brigham Young*	L	3-9
M. 18	Dartmouth+	W	7-2
M. 19	San Diego+	T	5-5
M. 21	at Pt. Loma Nazarene+	W	6-2
M. 21	San Jose State*	W	5-3
M. 22	San Jose State* (11)	L	4-7
M. 23	San Jose State*	L	8-9
M. 25	at USC	L	6-13
M. 29	at UNLV*	W	22-1
M. 30	at UNLV*	W	14-9
M. 31	at UNLV*	W	20-10
A. 1	USC	L	3-20
A. 4	at Utah*	L	10-12
A. 6	at Utah*	W	13-3
A. 6	at Utah*	W	16-11
A. 9	Pt. Loma Nazarene	W	8-5
A. 11	Hawaii*	L	2-8
A. 12	Hawaii*	L	4-7
A. 13	Hawaii*	W	9-4
A. 16	CSU Northridge	W	8-7
A. 18	Fresno State*	W	6-3
A. 19	Fresno State*	W	4-2
A. 20	Fresno State* (12)	L	7-9
A. 22	UC San Diego	L	4-13
A. 25	at San Jose State*	L	4-9
A. 26	at San Jose State*	W	7-5
A. 27	at San Jose State*	W	6-2
A. 29	San Diego	W	10-8
M. 2	New Mexico*	W	5-2
M. 3	New Mexico*	W	5-3
M. 4	New Mexico*	L	3-7
M. 6	at Hawaii-Hilo	W	2-0
M. 7	at Hawaii-Hilo (10)	L	7-8
M. 9	at Hawaii-Hilo	W	11-4
M. 9	at Hawaii*	L	3-7
M. 10	at Hawaii*	W	8-7
M. 11	at Hawaii* (10)	L	3-4
M. 14	San Jose State^	W	9-4
M. 15	Fresno State^	W	7-4
M. 16	Rice^	L	5-7
M. 16	Fresno State^	W	7-2
M. 17	Rice^	L	1-11

# San Diego Classic in San Diego

\* Western Athletic Conference Game

+ Point Loma Nazarene Tournament

^ WAC Tournament in San Diego

## 1998

Record: 32-25 (18-12 WAC)

Head Coach: Jim Dietz

F. 5	Washington State	L	6-13
F. 7	Houston	W	10-3
F. 7	Washington State	W	12-10

F. 13	Kansas	L	3-10
F. 15	Kansas	L	4-8
F. 18	Oregon State#	W	6-3
F. 19	UC Santa Barbara#	L	1-20
F. 20	Portland#	W	12-3
F. 21	Minnesota# (10)	L	7-10
F. 25	Minnesota	L	12-18
F. 27	Rice*	L	3-7
F. 28	Rice*	L	4-5
M. 1	Rice*	L	3-15
M. 3	at Hawaii-Hilo	W	10-8
M. 4	at Hawaii-Hilo	W	5-4
M. 5	at Hawaii-Hilo	W	11-5
M. 6	at Hawaii*	W	16-10
M. 7	at Hawaii*	W	10-3
M. 8	at Hawaii*	L	6-7
M. 10	Gonzaga	W	10-4
M. 11	Gonzaga	W	15-2
M. 17	at UCLA	L	13-14
M. 20	at San Jose State*	L	7-10
M. 21	at San Jose State	W	11-3
M. 22	at San Jose State*	W	4-3
M. 24	Wichita State	L	8-16
M. 26	Air Force*	W	9-3
M. 27	Air Force*	W	5-3
M. 28	Air Force*	W	11-1
M. 31	at San Diego	L	2-7
A. 3	at Grand Canyon*	W	10-3
A. 4	at Grand Canyon*	W	16-7
A. 5	at Grand Canyon*	L	8-12
A. 7	at Loyola Marymount	W	16-15
A. 9	Fresno State*	L	6-7
A. 10	Fresno State*	W	3-2
A. 13	CSU Los Angeles	W	10-4
A. 14	UCLA	W	21-4
A. 17	at Texas Christian*	L	5-20
A. 18	at Texas Christian*	L	7-17
A. 19	at Texas Christian*	W	16-5
A. 21	USC	L	4-9
A. 24	San Jose State*	W	13-9
A. 25	San Jose State*	W	20-4
A. 26	San Jose State*	W	16-9
A. 28	at USC	L	10-17
A. 29	San Diego	W	7-4
M. 1	Hawaii*	W	5-4
M. 2	Hawaii*	W	10-3
M. 3	Hawaii*	W	8-7
M. 6	at Fresno State*	L	2-11
M. 7	at Fresno State*	L	3-11
M. 8	at Fresno State*	W	9-2
M. 9	at Fresno State*	L	5-10
M. 13	Texas Christian+	W	14-12
M. 14	Fresno State+	L	2-18
M. 15	New Mexico+	L	6-7

# San Diego Classic in San Diego

\* Western Athletic Conference

+ WAC Tournament in San Diego

## 1999

Record: 27-32 (14-16 WAC)

Head Coach: Jim Dietz

F. 5	New Mexico State^	L	7-11
------	-------------------	---	------

F. 6	Kansas State^	W	10-7
F. 7	Nebraska^	W	12-11
F. 8	at Hawaii-Hilo (10)	L	4-5
F. 9	at Hawaii-Hilo	W	5-3
F. 9	at Hawaii-Hilo	W	12-6
F. 10	at Hawaii-Hilo	W	5-2
F. 12	Nevada	L	5-16
F. 12	Tulane	W	4-2
F. 13	Tulane	L	2-4
F. 18	Texas Tech#	L	2-6
F. 19	Oklahoma State+	L	2-12
F. 20	Arizona (10)#	W	12-9
F. 21	UCLA#	L	5-8
F. 26	at Houston	L	5-15
F. 27	SW Texas+ (13)	W	14-13
F. 28	Southwest Texas+	W	13-12
M. 2	CSU Fullerton	L	7-15
M. 3	Long Beach State (10)	W	10-9
M. 5	Utah*	W	6-3
M. 6	Utah*	W	5-2
M. 7	Utah*	W	9-2
M. 9	at San Diego	L	3-4
M. 12	Rice* (12)	W	5-4
M. 13	Rice*	L	7-9
M. 14	Rice*	L	3-11
M. 19	at Air Force*	L	7-15
M. 20	at Air Force*	L	13-14
M. 21	at Air Force*	W	17-9
M. 25	at Texas Christian*	L	2-8
M. 26	at Texas Christian*	L	1-6
M. 27	at Texas Christian*	L	7-8
M. 30	at USC	L	0-13
A. 2	Hawaii-Hilo	W	3-1
A. 2	Hawaii-Hilo	W	12-3
A. 3	Hawaii-Hilo	W	12-9
A. 6	at Long Beach State	L	0-6
A. 9	New Mexico*	L	2-10
A. 10	New Mexico*	W	7-2
A. 11	New Mexico*	L	10-12
A. 15	at Brigham Young*	W	8-5
A. 15	at Brigham Young*	W	19-12
A. 16	at Brigham Young*	W	23-14
A. 20	at Wichita State	L	3-13
A. 21	at Wichita State	L	4-10
A. 23	Fresno State*	L	2-11
A. 24	Fresno State*	W	2-1
A. 25	Fresno State*	L	5-7
A. 27	San Diego	L	2-14
A. 30	at UNLV*	W	12-10
M. 1	at UNLV*	W	3-1
M. 2	at UNLV*	W	12-4
M. 4	USC	L	4-5
M. 6	Hawaii*	L	3-4
M. 7	Hawaii*	W	6-4
M. 8	Hawaii*	L	10-11
M. 13	at San Jose State*	L	6-7
M. 14	at San Jose State*	L	3-8
M. 15	at San Jose State*	L	5-8

^ Shootout in the Desert at Peoria, Ariz.

# ARCO San Diego Classic in San Diego

+ at U. of Houston

\* Western Athletic Conference game

# YEAR-BY-YEAR SCORES

## 2000

Record: 34-28 (17-12 MWC)

Head Coach: Jim Dietz

J. 27	at Hawaii-Hilo	L	6-9
J. 28	at Hawaii-Hilo	W	7-3
J. 129	at Hawaii-Hilo	W	13-2
J. 29	at Hawaii-Hilo	W	11-6
J. 30	at Hawaii-Hilo	L	2-5
F. 4	Oklahoma State^	W	3-2
F. 5	Oklahoma State^	W	10-3
F. 6	Oklahoma State^	L	8-14
F. 1	at Tulane	L	2-4
F. 12	at Tulane	L	2-4
F. 13	at Tulane	W	8-5
F. 17	Oklahoma State#	L	1-12
F. 18	Indiana#	W	5-2
F. 19	San Diego#	L	3-6
F. 22	at UC Riverside	W	16-7
F. 26	Washington State	W	5-4
F. 26	Washington State	W	6-3
F. 27	Washington State	L	3-6
F. 29	UCLA (10)	W	9-8
M. 3	at Texas Tech	L	3-11
M. 4	at Texas Tech	L	6-14
M. 5	at Texas Tech	L	2-11
M. 10	Utah*	W	20-1
M. 11	Utah*	L	6-7
M. 12	Utah*	W	8-6
M. 14	at UCLA	L	6-7
M. 17	at New Mexico*	W	24-21
M. 19	at New Mexico*	L	20-21
M. 19	at New Mexico*	L	3-9
M. 21	San Diego	W	10-3
M. 24	Air Force*	W	6-1
M. 25	Air Force*	W	10-6
M. 26	Air Force*	W	12-1
M. 28	USC	L	4-11
M. 30	Brigham Young*	W	7-3
M. 31	Brigham Young*	W	6-3
A. 1	Brigham Young*	L	6-7
A. 7	at UNLV*	L	1-8
A. 8	at UNLV*	L	1-6
A. 9	at UNLV*	L	3-8
A. 11	at USC	L	4-6
A. 13	at Utah*	L	4-12
A. 14	at Utah*	W	8-4
A. 15	at Utah*	W	4-2
A. 22	New Mexico*	W	4-3
A. 22	New Mexico*	W	13-3
A. 23	New Mexico*	W	5-4
A. 25	at San Diego	L	1-3
A. 28	at Air Force*	L	9-11
A. 29	at Air Force*	W	14-9
M. 2	at Cal State Fullerton	L	7-11
M. 4	at Brigham Young*	L	6-15
M. 5	at Brigham Young*	W	16-5
M. 6	at Brigham Young*	W	9-2
M. 9	UC Riverside	W	14-3
M. 12	UNLV*	L	3-8
M. 13	UNLV*	W	16-6
M. 14	UNLV*	L	7-8
M. 17	at UNLV+	W	7-6

M. 18	Brigham Young+	W	6-5
M. 19	Brigham Young+	W	11-7
M. 20	Air Force+	W	9-4
^ at Yuma, Ariz.			
# ARCO San Diego Classic in San Diego			
* Mountain West Conference Game			
+ MWC Tournament in Las Vegas, Nev.			

## 2001

Record: 34-26 (19-11 MWC)

Head Coach: Jim Dietz

F. 2	UC Riverside+	L	4-5
F. 3	Oklahoma State+	L	2-16
F. 4	The Citadel+	W	5-3
F. 9	Houston	W	3-2
F. 10	Houston	L	7-13
F. 11	Houston	W	5-4
F. 15	Oregon State# (10)	L	7-4
F. 16	Oklahoma#	W	9-8
F. 17	Texas Tech#	L	1-9
F. 18	UC Riverside#	W	16-5
F. 24	Gonzaga (10)	W	6-5
F. 24	Gonzaga	W	11-2
F. 25	Gonzaga	W	5-4
M. 2	Miami^	L	6-8
M. 3	Arkansas^	L	4-6
M. 4	at Minnesota^	W	3-2
M. 9	Brigham Young*	W	7-5
M. 10	Brigham Young*	L	4-5
M. 10	Brigham Young*	L	5-8
M. 13	Loyola Marymount	W	6-5
M. 16	at UNLV*	W	11-0
M. 17	at UNLV*	W	8-4
M. 18	at UNLV*	W	9-2
M. 20	at Loyola Marymount	W	11-3
M. 23	at New Mexico*	W	8-5
M. 24	at New Mexico*	L	4-5
M. 25	at New Mexico*	L	3-9
M. 28	at USC	L	7-16
M. 30	Utah*	W	5-3
M. 31	Utah*	W	6-3
A. 1	Utah* (10)	W	6-5
A. 3	USC (10)	L	1-2
A. 7	at Air Force*	L	2-6
A. 7	at Air Force*	W	19-1
A. 8	at Air Force*	W	9-5
A. 10	UCLA	L	2-3
A. 13	UNLV*	W	2-1
A. 14	UNLV*	W	11-1
A. 15	UNLV*	L	3-6
A. 17	at San Diego (11)	L	7-8
A. 20	New Mexico*	W	3-1
A. 22	New Mexico*	W	8-7
A. 22	New Mexico*	W	13-5
A. 24	San Diego	W	10-5
A. 26	at Brigham Young*	L	9-15
A. 27	at Brigham Young*	L	5-17
A. 28	at Brigham Young*	L	12-13
M. 1	at UCLA	L	1-3
M. 3	at Utah*	W	9-7
M. 4	at Utah*	L	3-13
M. 5	at Utah*	W	5-3

M. 8	at Pepperdine (10)	L	4-5
M. 11	Air Force*	W	19-4
M. 12	Air Force*	W	7-0
M. 13	Air Force*	L	5-7
M. 16	UNLV^	L	0-1
M. 17	Air Force^	W	8-0
M. 18	Utah^	W	5-4
M. 19	New Mexico^	W	12-5
M. 19	Brigham Young^	L	3-4

+ Caballeros Classic in Yuma, Ariz.  
# San Diego Classic in San Diego  
^ Hormel Foods Classic in Minneapolis, Minn.  
\* Mountain West Conference Game  
& MWC Tournament in San Diego

## 2002

Record: 43-20 (20-10 MWC)

Head Coach: Jim Dietz

J.31	at Hawaii-Hilo	L	4-8
F. 1	at Hawaii-Hilo	W	10-0
F. 2	at Hawaii-Hilo	W	9-0
F. 2	at Hawaii-Hilo	W	7-4
F. 3	at Hawaii-Hilo	W	6-0
F. 5	UC Riverside	W	5-4
F. 7	at Arizona	L	0-1
F. 8	at Arizona	L	3-6
F. 9	at Arizona	L	5-7
F. 15	Western Kentucky	W	17-3
F. 16	Western Kentucky	W	4-2
F. 20	UC San Diego	W	3-0
F. 22	Nevada#	L	1-10
F. 23	Nevada#	W	13-7
F. 24	Nevada#	W	6-1
F. 26	at Loyola Marymount	L	3-6
F. 27	Pt. Loma Nazarene	W	12-9
M. 1	Southern Utah	W	11-2
M. 2	Southern Utah	W	19-4
M. 3	Southern Utah	W	4-3
M. 8	at UC Irvine	W	5-2
M. 9	UC Irvine	W	8-7
M. 10	at UC Irvine	L	3-12
M. 15	Air Force*	W	2-1
M. 16	Air Force*	L	6-7
M. 17	Air Force*	W	14-5
M. 28	USC	L	6-8
M. 21	at Brigham Young*	W	17-8
M. 22	at Brigham Young*	W	9-7
M. 23	at Brigham Young*	W	12-10
M. 26	CSU Northridge	W	7-2
M. 29	at Utah*	L	3-5
M. 30	at Utah*	W	16-1
M. 31	at Utah*	L	1-3
A. 2	San Diego (10)	L	3-4
A. 5	New Mexico*	W	4-2
A. 6	New Mexico*	W	7-2
A. 7	New Mexico*	W	13-9
A. 9	at UC Riverside	W	8-0
A. 12	UNLV*	W	10-3
A. 13	UNLV*	W	5-4
A. 14	UNLV*	W	6-4
A. 26	at CSU Northridge	L	1-13
A. 18	Brigham Young*	W	10-2



# YEAR-BY-YEAR SCORES

A. 19	Brigham Young*	W	6-3
A. 20	Brigham Young*	W	7-6
A. 23	at USC	L	8-10
A. 27	Utah*	L	9-14
A. 27	Utah*	L	1-2
A. 28	Utah*	W	5-4
A. 30	at San Diego	W	8-5
M. 3	at Air Force*	L	7-8
M. 4	at Air Force*	L	3-7
M. 5	at Air Force*	L	4-8
M. 7	UC Irvine	W	4-3
M. 10	at New Mexico*	L	5-6
M. 11	at New Mexico*	W	21-15
M. 12	at New Mexico*	W	15-11
M. 16	at UNLV*	L	1-12
M. 17	at UNLV*	W	10-5
M. 18	at UNLV*	W	8-5
M. 22	New Mexico+	W	8-2
M. 23	Air Force+	W	9-6
M. 24	at Brigham Young+	W	11-10
M. 25	at Brigham Young+	L	4-6
M. 25	at Brigham Young+	L	3-5

# at Yuma, Ariz.

\* Mountain West Conference Game

+ MWC Tournament in Provo, Utah

## 2003

Record: 29-32 (18-12 MWC)

Head Coach: Tony Gwynn

J. 24	at Arizona State	L	5-7
J. 25	at Arizona State	L	3-4
J. 26	at Arizona State	L	9-24
J. 31	at UC Santa Barbara	L	1-2
F. 1	at UC Santa Barbara	W	10-2
F. 2	at UC Santa Barbara	W	6-3
F. 13	South Alabama	W	5-0
F. 14	Santa Clara	W	5-4
F. 15	Santa Clara	L	6-9
F. 16	Santa Clara	W	9-3
F. 21	at Miami	L	3-6
F. 22	at Miami	L	1-4
F. 23	at Miami	L	3-6
F. 28	Oregon State#	L	6-10
M. 1	CSU Northridge#	W	5-4
M. 2	Washington#	L	5-8
M. 4	at Long Beach State (10)	L	4-5
M. 6	Oral Roberts	L	7-11
M. 7	UC Irvine	L	5-10
M. 8	at UC Irvine	L	2-7
M. 9	UC Irvine	W	5-3
M. 12	Long Beach State	L	11-14
M. 14	Utah*	W	9-7
M. 15	Utah*	W	13-5
M. 16	Utah* (11)	L	7-9
M. 21	Air Force*	W	10-3
M. 22	Air Force*	W	18-4
M. 23	Air Force*	W	19-2
M. 28	at UNLV*	L	0-5
M. 29	at UNLV* (10)	W	4-3
M. 30	at UNLV* (12)	L	9-10
A. 3	Brigham Young*	W	2-1
A. 4	Brigham Young*	L	5-7

A. 5	Brigham Young* (10)	W	4-3
A. 11	at New Mexico*	W	10-9
A. 12	at New Mexico*	L	11-14
A. 13	at New Mexico* (10)	L	4-5
A. 15	San Diego	L	4-8
A. 17	at Utah*	L	2-7
A. 19	at Utah*	W	5-3
A. 19	at Utah*	W	10-9
A. 22	at San Diego	W	13-8
A. 25	at Air Force*	W	11-7
A. 26	at Air Force*	L	0-3
A. 27	at Air Force*	W	13-5
A. 29	at UC Riverside	L	6-8
M. 2	UNLV*	L	3-7
M. 3	UNLV*	L	3-15
M. 4	UNLV*	W	3-0
M. 6	UC Riverside	L	12-15
M. 9	at Brigham Young*	W	11-4
M. 9	at Brigham Young*	L	5-9
M. 10	at Brigham Young*	L	4-5
M. 15	New Mexico*	W	7-5
M. 16	New Mexico* (12)	W	3-2
M. 16	New Mexico*	W	8-3
M. 21	Utah+	W	7-4
M. 22	Brigham Young+	W	6-0
M. 23	UNLV+	L	1-13
M. 23	Brigham Young+	W	15-7
M. 24	UNLV+	L	9-14

# Clash of the Conferences in Lancaster, Calif.

\* Mountain West Conference Game

+ MWC Tournament in Albuquerque, N.M.

## 2004

Record: 35-29 (19-9 MWC)

Head Coach: Tony Gwynn

J. 24	at Hawai'i-Hilo	W	6-3
J. 24	at Hawai'i-Hilo	L	13-15
J. 25	at Hawai'i-Hilo	W	9-2
J. 25	at Hawai'i-Hilo	L	3-5
J. 26	at Hawai'i-Hilo (10)	W	6-2
J. 30	Sacramento State	L	5-6
J. 31	Sacramento State	L	5-10
F. 1	Sacramento State	W	11-7
F. 6	UC Santa Barbara	L	2-8
F. 7	UC Santa Barbara	W	8-5
F. 8	UC Santa Barbara	L	0-2
F. 13	at Santa Clara	L	2-6
F. 14	at Santa Clara	L	5-7
F. 15	at Santa Clara	W	4-0
F. 20	Notre Dame^	L	1-7
F. 21	Louisville^	L	6-19
F. 24	CSU Northridge	W	8-3
F. 27	at Texas	L	0-6
F. 28	at Texas (10)	L	2-3
F. 29	at Texas	L	0-9
M. 5	North Carolina State	L	1-3
M. 6	North Carolina State	W	7-4
M. 7	North Carolina State	W	8-6
M. 9	at CSU Northridge	L	9-10
M. 11	Houston+	W	4-0
M. 13	Long Beach State+	L	0-5
M. 14	Nebraska+	L	2-6

M. 19	Air Force*	W	14-0
M. 20	Air Force*	W	13-3
M. 21	Air Force*	W	5-4
M. 26	at New Mexico*	W	4-3
M. 27	at New Mexico*	L	7-13
M. 28	at New Mexico*	W	11-9
M. 30	UCLA	W	5-1
A. 2	UNLV*	W	8-2
A. 3	UNLV*	W	8-4
A. 4	UNLV*	L	5-10
A. 6	at San Diego	L	2-9
A. 9	at Air Force* (5)	W	13-1
A. 15	at Brigham Young* (11)	L	6-7
A. 16	at Brigham Young*	W	10-6
A. 17	at Brigham Young*	L	5-6
A. 23	Utah*	W	3-2
A. 24	Utah*	L	6-7
A. 25	Utah*	L	4-9
A. 27	Loyola Marymount	W	7-4
A. 30	New Mexico*	W	7-3
M. 1	New Mexico*	W	1-0
M. 2	New Mexico*	L	9-18
M. 3	USC	W	10-5
M. 7	at UNLV*	W	13-9
M. 8	at UNLV*	L	11-18
M. 9	at UNLV*	W	14-8
M. 11	California	W	6-5
M. 12	Brigham Young*	L	2-11
M. 13	Brigham Young*	W	11-8
M. 14	Brigham Young*	W	9-4
M. 20	at Utah*	W	6-4
M. 21	at Utah*	W	7-1
M. 22	at Utah*	W	18-2
M. 27	Utah#	W	8-0
M. 28	UNLV#	L	3-14
M. 28	New Mexico#	W	24-8
M. 29	UNLV#	L	3-6

^ Public Storage Classic in Los Angeles, Calif.

+ Aztec Invitational in San Diego

\* Mountain West Conference Game

# MWC Tournament in Las Vegas, Nev.

## 2005

Record: 26-35 (17-13 MWC)

Head Coach: Tony Gwynn

F. 4	Texas	L	3-9
F. 5	Texas	L	5-13
F. 6	Texas	L	0-7
F. 8	at USC	L	0-6
F. 13	Santa Clara	W	8-4
F. 13	Santa Clara	L	3-8
F. 15	CSU Northridge	W	15-6
F. 18	at North Carolina State	L	6-8
F. 19	at North Carolina State	L	5-8
F. 20	at North Carolina State	L	4-9
F. 25	at Long Beach State	L	1-2
F. 26	at Long Beach State	L	1-2
F. 27	at Long Beach State	L	1-6
M. 1	CSU Fullerton	L	8-18
M. 4	at South Alabama (10)	L	4-5
M. 5	at South Alabama	L	8-16
M. 6	at South Alabama (11)	W	6-5
M. 8	at UC Irvine	W	8-6

# YEAR-BY-YEAR SCORES

M. 11	San Diego	L	3-7
M. 12	at San Diego	W	13-6
M. 13	San Diego	L	2-10
M. 18	Utah*	W	9-3
M. 19	Utah*	L	2-4
M. 20	Utah*	W	5-3
A. 1	at UNLV*	L	1-6
A. 2	at UNLV*	L	4-10
A. 3	at UNLV*	L	15-16
A. 8	New Mexico*	W	17-9
A. 9	New Mexico*	W	15-4
A. 10	New Mexico*	L	4-6
A. 12	UC Irvine	L	2-15
A. 14	at Brigham Young*	W	10-4
A. 15	at Brigham Young*	L	12-13
A. 16	at Brigham Young*	L	11-18
A. 19	UCLA	W	9-6
A. 22	Air Force*	W	21-0
A. 22	Air Force*	W	8-1
A. 23	Air Force*+	W	9-0
A. 23	Air Force*	W	20-9
A. 24	Air Force*+	W	9-0
A. 24	Air Force* (9)	W	9-8
A. 26	at CSU Northridge	L	3-5
A. 29	UNLV*	W	7-3
A. 30	UNLV*	L	14-17
M. 1	UNLV* (14)	L	3-7
M. 3	at CSU Fullerton (11)	L	3-4
M. 7	at Utah* (10)	W	11-9
M. 7	at Utah*	W	7-5
M. 8	at Utah* 10)	W	11-8
M. 10	USC	L	6-10
M. 12	at New Mexico*	L	0-16
M. 13	at New Mexico*	L	1-4
M. 14	at New Mexico*	W	28-10
M. 18	Brigham Young*	L	4-6
M. 19	Brigham Young*	L	3-4
M. 20	Brigham Young*	W	12-1
M. 25	Air Force#	W	21-6
M. 26	Brigham Young#	L	3-4
M. 26	New Mexico#	W	7-5
M. 27	Utah#	W	10-3
M. 28	UNLV#	L	3-14

\* Mountain West Conf. + Forfeit win  
# MWC Tournament in Las Vegas, Nev.

## 2006

Record: 23-36 (14-8 MWC)

Head Coach: Tony Gwynn

F. 1	at Hawai'i	L	2-6
F. 2	at Hawai'i	L	9-11
F. 3	at Hawai'i	L	7-9
F. 4	at Hawai'i	W	7-5
F. 10	at Santa Clara	L	3-4
F. 11	at Santa Clara	W	10-4
F. 12	at Santa Clara	L	6-10
F. 17	Cal Poly	L	2-11
F. 18	Cal Poly	L	1-4
F. 19	Cal Poly	W	10-8
F. 21	at USC	W	6-1
F. 24	at UC Irvine	L	2-4
F. 25	at UC Irvine	L	1-12

F. 26	UC Irvine (10)	L	6-8
M. 3	Pepperdine	W	3-1
M. 4	Pepperdine	W	13-3
M. 5	Pepperdine	L	7-11
M. 7	at CSU Fullerton	L	5-10
M. 10	at San Diego	L	1-3
M. 12	at San Diego	L	1-16
M. 12	San Diego	L	5-10
M. 14	at Oklahoma State	L	7-10
M. 15	at Oklahoma State	L	6-16
M. 17	at UCLA	L	6-14
M. 18	at UCLA	L	2-12
M. 19	at UCLA	L	1-9
M. 24	Pacific	L	2-7
M. 25	Pacific	L	3-6
M. 26	Pacific	L	4-10
M. 29	New Mexico*+ (10)	L	2-3
M. 30	Utah*+	W	5-0
A. 1	TCU*+	W	9-7
A. 2	UNLV*+	W	11-10
A. 7	New Mexico*	W	10-4
A. 8	New Mexico*	L	2-8
A. 9	New Mexico*	L	7-15
A. 11	Long Beach State	W	4-3
A. 13	Utah*	W	7-6
A. 14	Utah*	L	7-20
A. 15	Utah*	W	9-3
A. 21	at UNLV* (12)	L	5-6
A. 22	at UNLV*	W	8-6
A. 23	at UNLV*	W	16-8
A. 25	at Long Beach State	L	4-16
A. 28	TCU*	W	6-0
A. 29	TCU* (10)	L	5-7
A. 30	TCU*	W	5-2
M. 2	San Diego	L	7-15
M. 5	at Air Force*	W	36-11
M. 6	at Air Force*	W	7-5
M. 7	at Air Force*	W	16-2
M. 9	UC Irvine	L	1-8
M. 11	Brigham Young*	L	5-9
M. 12	Brigham Young*	L	3-12
M. 13	Brigham Young*	W	10-5
M. 16	CSU Fullerton	W	9-8
M. 23	Utah#	L	5-8
M. 24	Air Force#	W	26-1
M. 25	UNLV#	L	5-8

+ MWC Preseason Tournament in San Diego

\* Mountain West Conference Game

# MWC Tournament in Las Vegas, Nev.

## 2007

Record: 29-30 (12-12 MWC)

Head Coach: Tony Gwynn

F. 2.	at Cal Poly	W	9-5
F. 3	at Cal Poly	L	6-11
F. 4	at Cal Poly	L	0-4
F. 9	Santa Clara	W	7-4
F. 10	Santa Clara	W	2-1
F. 11	Santa Clara	W	6-2
F. 13	Loyola Marymount	W	10-6
F. 16	at USC	L	3-7
F. 17	USC	L	4-5

F. 18	USC	W	12-11
F. 20	CSU Fullerton	W	8-7
F. 23	UC Riverside	L	1-4
F. 24	UC Riverside	L	4-16
F. 25	UC Riverside	W	5-0
F. 27	at CSU Fullerton	L	8-9
M. 1	at Pacific	W	3-1
M. 2	at Pacific#	W	6-2
M. 3	San Francisco#	L	1-3
M. 4	Baylor#	W	6-2
M. 9	Oklahoma^	L	1-4
M. 10	Michigan^	W	4-1
M. 11	San Diego^	L	4-6
M. 13	at UC Riverside (10)	L	3-4
M. 16	UCLA	W	8-2
M. 17	UCLA	W	12-6
M. 18	UCLA	W	5-3
M. 22	at Air Force*	W	12-9
M. 23	at Air Force*	W	21-10
M. 27	at San Diego	L	3-9
M. 30	at New Mexico*	L	5-11
M. 31	at New Mexico*	L	4-8
A. 1	at New Mexico*	L	1-6
A. 5	New Mexico*	W	6-3
A. 6	New Mexico* (10)	W	6-5
A. 7	New Mexico*	W	13-6
A. 10	at Loyola Marymount	L	1-3
A. 13	at Utah*	W	8-3
A. 14	at Utah*	L	4-5
A. 15	at Utah*	L	8-9
A. 17	San Diego	W	6-4
A. 20	Air Force*	W	8-3
A. 21	Air Force*	W	18-2
A. 22	Air Force*	W	4-1
A. 22	Air Force*	W	31-0
A. 24	at Long Beach State	L	0-4
A. 27	at TCU* (10)	L	5-6
A. 28	at TCU*	L	5-6
A. 29	at TCU*	L	1-11
M. 1	UC Riverside	L	1-7
M. 4	UNLV*	L	3-6
M. 5	UNLV*	L	6-7
M. 6	UNLV*	L	1-6
M. 8	Long Beach State	L	3-6
M. 10	Brigham Young*	W	9-1
M. 11	Brigham Young* (13)	L	3-4
M. 12	Brigham Young* (13)	L	3-7
M. 23	New Mexico+	L	0-1
M. 23	Utah+	W	12-1
M. 24	New Mexico+	L	1-4

# Pacific State Bank Tiger Classic

^ Tony Gwynn 2007 Classic

\* Mountain West Conference game

+ MWC Tournament at Las Vegas, Nev.

## 2008

Record: 31-28 (16-8 MWC)

Head Coach: Tony Gwynn

F. 22	San Diego	W	11-2
F. 23	at San Diego	L	11-17
F. 24	San Diego	W	15-2
F. 25	at San Diego	W	7-1

# YEAR-BY-YEAR SCORES

F. 26	USC	W	2-1
F. 28	Cal Poly#	W	9-8
F. 29	Missouri#	L	1-3
M. 1	California#	L	3-5
M. 2	Fresno State#	L	2-9
M. 4	at UC Riverside	W	6-5
M. 7	Santa Clara^	L	6-10
M. 8	Loyola Marymount^	L	2-7
M. 9	Oklahoma State^	W	12-4
M. 10	Oregon State	L	3-22
M. 13	Brigham Young* (14)	W	5-4
M. 14	Brigham Young*	W	6-5
M. 15	Brigham Young*	W	13-6
M. 17	Southern Utah	L	3-5
M. 18	at Long Beach State	L	2-6
M. 20	at Utah*	W	7-2
M. 21	at Utah*	L	5-7
M. 22	at Utah*	W	9-3
M. 25	UCLA	W	6-3
M. 26	Harvard	W	4-0
M. 28	Houston	W	8-0
M. 29	Houston	W	7-6
M. 30	Houston	W	9-6
A. 1	at UCLA	L	2-6
A. 4	New Mexico*	L	2-5
A. 5	New Mexico*	L	4-5
A. 6	New Mexico* (11)	W	3-2
A. 8	Arizona	L	6-11
A. 9	Arizona	L	2-5
A. 11	Utah*	W	1-0
A. 12	Utah*	W	9-2
A. 13	Utah*	W	6-2
A. 15	UC Riverside	W	10-7
A. 18	at UNLV*	W	17-1
A. 19	at UNLV* (10)	L	18-19
A. 20	at UNLV	L	16-20
A. 22	at USC	W	6-3
A. 25	TCU*	W	4-1
A. 26	TCU*	L	5-16
A. 27	TCU*	L	6-13
A. 29	at Arizona	L	2-3
A. 30	at Arizona	L	4-13
M. 2	at Air Force*	W	15-0
M. 3	at Air Force* (10)	W	5-4
M. 4	at Air Force*	W	14-6
M. 8	at Brigham Young*	W	8-1
M. 9	at Brigham Young*	L	4-10
M. 10	at Brigham Young*	W	9-5
M. 13	Long Beach State	L	0-10
M. 15	at Cal State Fullerton	L	3-4
M. 16	at Cal State Fullerton	L	3-10
M. 17	at Cal State Fullerton	L	5-8
M. 20	UNLV+	L	2-6
M. 21	Brigham Young+	W	1-0
M. 22	Utah+	L	0-1

# USD Tournament at San Diego, Calif.

^ Aztec Invitational at San Diego, Calif.

\* Mountain West Conference game

+ MWC Tournament in Fort Worth, Texas

<b>2009</b>			
<b>Record: 41-23 (15-9 MWC)</b>			
<b>Head Coach: Tony Gwynn</b>			
F. 20	Bethune-Cookman^	W	6-3
F. 21	Southern^	L	2-4
F. 22	at San Diego^	W	3-0
F. 24	Cal State Fullerton	L	6-8
F. 26	Nevada#	W	5-2
F. 28	Pacific#	L	3-6
F. 28	Pacific#	W	8-3
M. 1	Kansas State# (10)	L	4-5
M. 3	Cal State Fullerton	L	2-7
M. 5	at San Diego	W	5-3
M. 6	San Diego (10)	W	6-4
M. 7	at San Diego	W	6-5
M. 8	San Diego	L	7-10
M. 11	at UCLA	W	10-6
M. 13	UNLV*	W	4-3
M. 14	UNLV*	W	6-1
M. 15	UNLV*	W	15-2
M. 17	Kansas	W	1-0
M. 18	Kansas	W	9-8
M. 19	Brigham Young*	L	2-6
M. 20	Brigham Young*	L	2-4
M. 21	Brigham Young*	W	11-5
M. 23	Southern Utah	W	8-7
M. 24	Southern Utah	W	11-4
M. 27	at TCU*	W	11-5
M. 28	at TCU*	L	5-8
M. 29	at TCU*	W	2-1
M. 31	at UC Santa Barbara	W	7-4
A. 1	UC Santa Barbara	L	8-15
A. 3	UC DavisS	W	14-0
A. 4	UC Davis	W	9-4
A. 4	UC Davis	W	5-3
A. 5	UC Davis	L	5-6
A. 7	at Long Beach State	W	4-3
A. 9	at UNLV*	W	15-4
A. 10	at UNLV*	W	8-6
A. 11	at UNLV*	L	6-9
A. 14	UCLA	L	3-7
A. 17	at New Mexico*	W	1-0
A. 18	at New Mexico*	L	4-12
A. 19	at New Mexico*	L	5-6
A. 21	Long Beach State	W	6-3
A. 24	TCU*	W	4-3
A. 25	TCU*	L	7-8
A. 26	TCU*	L	5-6
M. 1	at Santa Clara	W	5-0
M. 2	at Santa Clara	W	7-5
M. 2	at Santa Clara	L	2-7
M. 3	at Santa Clara	W	4-3
M. 8	Air Force*	W	5-0
M. 9	Air Force*	W	5-2
M. 10	Air Force*	W	12-2
M. 11	San Francisco	W	12-4
M. 14	at Utah+	W	11-2
M. 15	at Utah+	L	5-15
M. 16	at Utah+ (12)	W	10-9
M. 19	UNLV&	W	12-1
M. 20	New Mexico&	W	2-1
M. 21	Utah&	W	9-8

M. 22	Utah	L	1-4
M. 23	Utah	L	3-9
M. 29	Virginia%	W	1-5
M. 30	Fresno State%	W	4-1
M. 31	at UC Irvine%	L	3-14

^ MLB Urban Invitational at Compton, CA

# USD Tournament (at TGS)

\* Mountain West Conference game

S at PETCO Park

+ at Ogden, UT

& MWC Tournament at Fort Worth, TX

% NCAA Regional at Irvine, CA

<b>2010</b>			
<b>Record: 28-28 (13-11 MWC)</b>			
<b>Head Coach: Tony Gwynn</b>			
F. 19	Oklahoma	L	4-7
F. 20	Oklahoma	L	5-17
F. 20	Oklahoma	L	5-9
F. 21	Oklahoma	L	2-5
F. 23	UC Riverside	W	14-1
F. 25	San Diego	W	5-2
F. 26	at San Diego	L	0-2
F. 28	at San Diego	W	9-5
M. 2	at UC Riverside	L	4-10
M. 4	Kentucky	W	12-4
M. 5	Monmouth	W	7-0
M. 9	at Long Beach State	L	3-4
M. 11	UAB#	W	8-7
M. 12	Cal State Fullerton#	L	1-11
M. 13	Fresno State#	L	3-10
M. 14	San Francisco#	L	3-5
M. 20	Santa Clara	W	7-5
M. 21	Santa Clara	W	7-0
M. 22	Santa Clara	W	13-6
M. 23	Santa Clara	L	1-5
M. 26	at New Mexico*	L	7-12
M. 27	at New Mexico*	L	5-8
M. 28	at New Mexico*	L	4-5
M. 29	Stony Brook	W	11-10
M. 30	Stony Brook (14)	L	14-18
A. 1	at TCU*	L	1-4
A. 2	at TCU*	L	5-11
A. 3	at TCU*	W	3-1
A. 6	at UC Irvine	W	6-5
A. 9	at Air Force* (10)	W	14-9
A. 10	at Air Force*	W	16-9
A. 11	at Air Force* (10)	W	8-7
A. 13	at Cal State Northridge	L	2-3
A. 16	Utah*	W	8-6
A. 17	Utah*	W	4-3
A. 18	Utah*	L	4-5
A. 20	UC Irvine	L	4-9
A. 23	Wagner	W	18-0
A. 24	Wagner-1	W	7-2
A. 24	Wagner-2	W	12-1
A. 25	Wagner	W	21-12
A. 27	Long Beach State (10)	L	8-11
A. 30	New Mexico*	W	11-0
M. 1	New Mexico*	L	1-14
M. 2	New Mexico*	L	8-20
M. 7	Air Force*	W	13-4
M. 8	Air Force*	W	21-6



# YEAR-BY-YEAR SCORES

M. 9	Air Force*	W	17-9
M. 13	at Brigham Young* (10)	L	9-10
M. 14	at Brigham Young*	L	5-13
M. 15	at Brigham Young*	L	10-16
M. 20	UNLV*	W	8-4
M. 21	UNLV*	W	12-6
M. 22	UNLV*	W	6-4
M. 25	Utah+	L	6-12
M. 26	Brigham Young+	L	8-16

# Aztec Invitational at San Diego, Calif.

\* Mountain West Conference game

+ MWC Tournament at San Diego, Calif.

## 2011

**Record: 22-36 (11-3 MWC)**

**Head Coach: Tony Gwynn**

F. 18	Winthrop	L	9-14
F. 19	Vanderbilt	L	3-7
F. 20	Winthrop	W	6-1
F. 22	UC Irvine (10)	L	3-7
F. 25	San Diego	L	3-6
F. 27	San Diego	L	2-9
M. 1	UCLA	L	2-5
M. 3	Oklahoma	L	0-4
M. 4	California	W	2-1
M. 5	Connecticut	L	3-9
M. 6	Oklahoma	L	5-13
M. 8	at Cal State Northridge	L	9-12
M. 10	Arkansas	L	4-12
M. 11	Arkansas	L	4-12
M. 12	Arkansas	W	3-2
M. 13	Arkansas	L	2-5
M. 15	at Loyola Marymount	L	0-5
M. 18	New Mexico*	W	7-4
M. 19	New Mexico*	W	13-10
M. 20	New Mexico*	L	4-6
M. 22	at UC Riverside	W	5-1
M. 24	at Brigham Young*	L	4-8
M. 26	at Brigham Young*	L	4-6
M. 26	at Brigham Young* (10)	W	5-3
M. 29	Cal State Northridge	W	10-0
A. 1	Oral Roberts	L	4-5
A. 2	Oral Roberts (14)	W	4-3
A. 3	Oral Roberts	L	7-11
A. 5	at Long Beach State	L	1-3
A. 8	Utah*	W	5-3
A. 9	Utah*	W	11-8
A. 10	Utah*	L	6-10
A. 12	at UC Irvine	L	0-3
A. 15	TCU*	L	4-11
A. 16	TCU*	L	2-8
A. 17	TCU* (10)	L	4-7
A. 19	at UCLA	L	6-14
A. 21	at Air Force*	W	15-1
A. 22	at Air Force*	L	3-7
A. 23	at Air Force*	L	7-14
A. 26	UC Riverside	L	3-5
A. 29	at Western Carolina	W	4-3
A. 30	at Western Carolina	W	11-5
M. 1	at Western Carolina (7)	W	11-9
M. 3	Long Beach State (12)	L	6-7
M. 6	at Utah*	L	0-3

M. 7	at Utah*	W	14-8
M. 8	at Utah*	L	3-5
M. 10	Cal State Northridge	W	6-5
M. 12	Brigham Young*	W	14-8
M. 13	Brigham Young*	W	2-1
M. 14	Brigham Young*	L	3-9
M. 19	at UNLV*	L	3-4
M. 20	at UNLV*	W	11-4
M. 21	at UNLV*	W	6-0
M. 24	UNLV+	W	4-3
M. 25	Utah+	L	3-7
M. 26	Brigham Young+	L	2-8

# USD Tournament at San Diego, Calif. (TGS)

\* Mountain West Conference game

+ Mountain West Tournament at San Diego, Calif.

## 2012

**Record: 26-34 (12-12 MWC)**

**Head Coach: Tony Gwynn**

F. 17	Washington	L	4-7
F. 18	Washington	L	9-12
F. 19	Washington	W	10-9
F. 21	at UC Riverside	L	1-7
F. 23	Kansas State#	L	2-7
F. 24	Oregon State#	W	18-2
F. 25	Kansas State#	L	7-15
F. 25	Pacific#	W	5-4
F. 28	at Cal State Fullerton	L	0-3
M. 1	Cal Poly^	W	4-3
M. 2	Milwaukee^	W	7-4
M. 3	San Francisco^	W	6-1
M. 4	Cal State Northridge^	W	12-9
M. 6	at Long Beach State	W	3-1
M. 9	St. Mary's	L	3-6
M. 10	St. Mary's	W	4-1
M. 11	St. Mary's (13)	L	5-8
M. 16	at New Mexico*	L	9-11
M. 17	at New Mexico*	L	2-11
M. 18	at New Mexico*	L	6-8
M. 20	San Diego	L	1-5
M. 23	at Cal Poly	W	10-4
M. 23	at Cal Poly	L	5-6
M. 24	at Cal Poly	L	4-7
M. 24	at Cal Poly	L	0-7
M. 27	UC Riverside	W	7-3
M. 30	Air Force*	W	18-13
M. 31	Air Force*	W	6-2
A. 1	Air Force*	W	5-3
A. 3	Cal State Fullerton	L	1-7
A. 5	at UNLV*	W	12-6
A. 6	at UNLV* (11)	W	6-3
A. 7	at UNLV*	W	9-5
A. 9	San Diego	L	2-6
A. 10	Long Beach State	L	4-9
A. 14	New Mexico*	L	1-5
A. 14	New Mexico*	L	4-11
A. 15	New Mexico*	W	4-3
A. 17	at UC Irvine	L	5-10
A. 20	TCU*	L	1-6
A. 21	TCU*	L	1-5
A. 22	TCU*	W	5-3
A. 27	at Air Force*	L	7-10

A. 28	at Air Force*	W	12-2
A. 29	at Air Force*	L	8-10
M. 1	UC Irvine	L	2-6
M. 4	UNLV*	W	10-7
M. 5	UNLV*	W	9-2
M. 6	UNLV*	L	4-5
M. 11	at Texas A&M	L	1-4
M. 12	at Texas A&M	L	0-1
M. 13	at Texas A&M	L	2-4
M. 15	Loyola Marymount	W	13-7
M. 18	at TCU*	W	3-0
M. 19	at TCU*	L	0-4
M. 20	at TCU*	L	2-10
M. 24	TCU+	L	15-16
M. 25	at UNLV+	W	15-9
M. 26	TCU+	W	12-11
M. 26	New Mexico+	L	3-22

# USD Tournament at San Diego, Calif. (TGS)

^ Aztec Invitational at San Diego, Calif.

\* Mountain West Conference game

+ Mountain West Tournament at Las Vegas, Nev.

## 2013

**Record: 31-31 (15-15 MWC)**

**Head Coach: Tony Gwynn**

F. 14	at San Diego	W	8-1
F. 15	at San Diego	W	4-2
F. 16	at San Diego	W	5-3
F. 21	Oregon State	L	1-8
F. 22	Oregon State	L	0-2
F. 23	Oregon State	L	0-5
F. 24	Oregon State	L	1-7
F. 26	at Santa Clara	L	3-12
F. 27	at Santa Clara	W	7-4
M. 1	Seton Hall	W	4-3
M. 2	Seton Hall	W	10-4
M. 3	Seton Hall	W	6-2
M. 7	at Arkansas	L	0-2
M. 8	at Arkansas	L	3-4
M. 9	at Arkansas	L	2-8
M. 9	at Arkansas	L	1-4
M. 12	at UC Irvine	L	2-4
M. 15	at Fresno State*	L	0-1
M. 16	at Fresno State*	W	11-6
M. 17	at Fresno State*	W	4-2
M. 19	Long Beach State	W	12-2
M. 22	UNLV*	W	5-3
M. 23	UNLV*	L	2-4
M. 24	UNLV*	W	5-4
M. 28	at New Mexico*	L	3-14
M. 29	at New Mexico*	L	5-7
M. 30	at New Mexico*	W	13-6
A. 1	UC Riverside	W	10-2
A. 2	at UC Riverside	L	3-6
A. 5	Nevada*	W	2-0
A. 6	Nevada*	W	5-4
A. 7	Nevada*	W	8-1
A. 9	at Long Beach State (11)	L	3-4
A. 12	at Air Force*	W	4-2
A. 13	at Air Force*	L	9-10
A. 14	at Air Force*	W	11-0
A. 19	at UNLV* (17)	L	8-9

# YEAR-BY-YEAR SCORES

A. 20	at UNLV*	L	3-4
A. 21	at UNLV*	L	2-5
A. 23	UC Irvine	W	18-2
A. 26	Fresno State*	L	5-7
A. 27	Fresno State*	W	10-8
A. 28	at Fresno State*	W	4-2
A. 29	San Francisco	L	2-8
M. 3	at Nevada*	L	1-7
M. 4	at Nevada* (10)	W	4-3
M. 5	at Nevada*	L	3-4
M. 7	at UC Riverside	W	6-2
M. 10	Air Force*	L	2-4
M. 11	Air Force*	W	7-2
M. 12	Air Force*	W	9-2
M. 16	New Mexico*	L	6-14
M. 17	New Mexico*	L	1-3
M. 18	New Mexico*	L	7-11
M. 22	Air Force#	W	15-6
M. 23	UNLV#	L	3-6
M. 24	at Fresno State#	W	4-0
M. 25	UNLV#	W	6-2
M. 25	New Mexico#	W	8-7
M. 26	New Mexico#	W	9-4
M. 31	at UCLA+	L	2-5
J. 1	San Diego+	L	3-6

\* MW game # MW Tournament at Fresno, Calif.  
+ NCAA Regional at UCLA (Los Angeles, Calif.)

## 2014

**Record: 42-21 (17-13 MWC)**

**Head Coach: Tony Gwynn**

F. 14	at San Jose State*	L	4-6
F. 15	at San Jose State*	W	5-3
F. 16	at San Jose State*	W	13-8
F. 18	Loyola Marymount	W	9-2
F. 21	West Virginia	L	2-6
F. 22	West Virginia (10)	W	2-1
F. 23	West Virginia	W	7-2
F.25	at UC Riverside	W	8-7
M. 1	at St. Mary's	W	7-4
M. 2	at St. Mary's	W	16-6
M. 2	at St. Mary's (7)	L	0-2
M. 4	San Diego	W	8-5
M. 7	Nevada*	L	3-4
M. 8	Nevada*	W	10-4
M. 9	Nevada*	W	3-0
M. 11	at CSU Northridge	W	12-0
M. 14	Purdue	W	8-7
M. 15	Purdue	W	11-2
M. 16	Purdue	W	18-3
M. 17	Purdue (10)	W	6-5
M. 21	at UNLV*	L	4-5
M. 22	at UNLV*	W	5-2
M. 23	at UNLV*	L	1-9
M. 25	Santa Clara	W	12-4
M. 26	Santa Clara	W	4-3
M. 28	Fresno State*	W	2-1
M. 29	Fresno State*	L	4-6
M. 30	Fresno State*	W	1-0
A. 1	at San Diego	L	1-7
A. 4	Air Force*	W	5-1
A. 5	Air Force*	W	9-3

A. 6	Air Force*	W	4-3
A. 8	UC Riverside	W	6-5
A. 11	at Nevada*	L	2-4
A. 12	at Nevada*	L	0-8
A. 13	at Nevada*	L	4-11
A. 15	UC Riverside	W	6-5
A. 17	at UC Irvine	W	3-1
A. 18	at UC Irvine	L	0-3
A. 19	at UC Irvine	W	4-3
A. 22	CSU Northridge	W	7-5
A. 25	San Jose State* (11)	W	3-2
A. 26	San Jose State*	L	5-9
A. 27	San Jose State*	W	14-3
A. 29	at Loyola Marymount	L	1-7
M. 2	at New Mexico*	W	6-5
M. 3	at New Mexico*	L	1-6
M. 4	at New Mexico*	L	5-13
M. 6	at Long Beach State	W	6-3
M. 9	UNLV*	L	1-6
M. 10	UNLV*	W	7-3
M. 11	UNLV*	W	3-2
M. 15	at Fresno State*	W	9-2
M. 16	at Fresno State*	L	3-4
M. 17	at Fresno State*	W	11-8
M. 21	San Jose State#	W	15-1
M. 22	New Mexico#	W	11-5
M. 23	at UNLV#	L	4-5
M. 24	Nevada#	W	3-2
M. 24	at UNLV#	W	9-1
M. 25	at UNLV#	W	4-3
M. 30	Mississippi State^	L	2-5
M. 31	at Louisiana-Lafayette^	L	2-9

\* Mountain West Conference game  
# Mountain West Tournament at Las Vegas, Nev.  
^ NCAA Regional at Lafayette, La.

## 2015

**Record: 41-23 (19-10 MWC)**

**Head Coach: Mark Martinez**

F. 13	Valparaiso	W	5-4
F. 14	Valparaiso	W	22-12
F. 15	Valparaiso	W	3-0
F. 17	Loyola Marymount	W	7-6
F. 29	UC Riverside	W	6-2
F. 20	UC Riverside	L	2-3
F. 21	at UC Riverside	W	7-6
F. 22	at UC Riverside	W	12-6
F. 24	San Diego (13)	W	5-4
F. 27	San Jose State*	W	4-2
F. 27	San Jose State*	W	7-5
F. 28	San Jose State*	W	5-1
M. 3	at UC Irvine	W	6-2
M.6	at New Mexico*	L	2-6
M. 7	at New Mexico* (10)	L	10-11
M. 8	at New Mexico*	W	10-8
M. 10	at Long Beach state	W	16-1
M. 13	Texas Tech	W	9-0
M. 14	Texas Tech	L	0-11
M. 15	Texas Tech	L	3-6
M. 17	at Loyola Marymount	W	2-1
M. 20	Air Force*	W	14-2
M. 21	Air Force*	W	13-1

M. 22	Air Force*	W	9-2
M. 24	UCLA (12)	L	2-5
M. 27	at UNLV*	W	7-5
M. 28	at UNLV*	W	7-6
M. 29	at UNLV*	W	7-3
M. 30	Brigham Young	L	0-4
A. 2	New Mexico*	L	4-7
A. 3	New Mexico* (10)	W	4-3
A. 4	New Mexico*	W	4-3
A. 6	Long Beach State	L	5-10
A.7	UC Irvine	L	4-7
A. 10	at San Jose State*	W	11-2
A. 11	at San Jose State*	W	6-1
A. 12	at San Jose State*	L	2-11
A. 14	UC Irvine	W	4-3
A. 17	Nevada*	L	3-14
A. 18	Nevada*	L	5-8
A. 19	Nevada*	L	4-16
A. 21	at Cal State Northridge	L	2-6
A. 24	at Fresno State* (10)	L	4-5
A. 25	at Fresno State*	W	15-3
A. 26	at Fresno State*	W	9-4
A. 28	Cal State Northridge	W	5-3
M. 1	UNLV*	W	4-1
M. 2	UNLV*	L	2-3
M. 3	UNLV*	L	3-4
M. 5	at San Diego	W	3-0
M. 8	at Air Force*	W	8-2
M. 9	at Air Force* (10)	W	2-1
M. 14	St. Mary's	W	20-6
M. 15	St. Mary's	L	3-4
M. 16	St. Mary's	L	3-5
M. 21	Fresno State#	L	7-15
M. 22	Air Force#	W	8-2
M. 22	at Nevada#	W	9-7
M. 23	Fresno State# (10)	W	7-6
M. 23	New Mexico# (7)	W	11-1
M. 24	New Mexico#	W	6-4
M. 29	UC Santa Barbara^	W	4-3
M. 30	Virginia^	L	1-3
M. 31	Southern California^	L	11-12

\* Mountain West Conference game  
# Mountain West Tournament at Reno, Nev.  
^ NCAA Regional at Lake Elsinore, Calif.

## 2016

**Record: 21-38 (11-19 MWC)**

**Head Coach: Mark Martinez**

F. 19	Oregon	L	2-8
F. 20	Oregon	L	5-10
F. 21	Oregon	L	3-4
F. 23	at UC Irvine	W	4-2
F. 25	San DiegoS	L	6-9
F. 26	Bryant#	L	2-10
F. 27	Kentucky#	L	0-6
F. 28	Arizona#	L	3-7
M. 1	San Diego	L	2-4
M. 4	Fresno State* (10)	L	2-3
M. 5	Fresno State*	L	5-10
M. 6	Fresno State*	W	5-4
M. 10	Northwestern	W	11-6
M. 11	Northwestern	L	7-13
M. 12	Northwestern	W	15-10

# YEAR-BY-YEAR SCORES

M. 15	at CSU Fullerton	L	1-8
M. 20	at Air Force*	L	13-17
M. 20	at Air Force*	L	7-11
M. 22	UC Riverside (10)	L	2-3
M. 24	New Mexico*	L	3-5
M. 25	New Mexico*	L	2-4
M. 26	New Mexico*	W	11-6
M. 28	at Oregon State	W	6-5
M. 29	at Oregon State	L	6-9
A. 1	at Nevada* (10)	L	5-6
A. 2	at Nevada*	L	2-3
A. 3	at Nevada* (11)	L	6-7
A. 5	Long Beach State (12)	W	6-5
A. 8	UNLV*	L	6-7
A. 9	UNLV*	W	9-7
A. 10	UNLV*	W	4-2
A. 12	at San Diego W		7-3
A. 15	at Texas Tech	L	1-3
A. 16	at Texas Tech	L	0-10
A. 17	at Texas Tech	L	2-7
A. 19	UC Irvine	W	5-1
A. 23	at New Mexico*	L	5-10
A. 24	at New Mexico*	L	7-13
A. 25	at New Mexico*	W	10-9
A. 26	at Long Beach State	L	2-4
A. 29	Nevada*	L	5-8
A. 30	Nevada*	L	0-5
M. 1	Nevada*	L	9-13
M. 3	CSU Fullerton	W	7-2
M. 6	at Fresno State*	W	4-2
M. 7	at Fresno State* (10)	L	0-1
M. 8	at Fresno State*	L	3-4
M. 13	Air Force*	W	4-2
M. 14	Air Force*	L	2-5
M. 14	Air Force*	W	8-5
M. 15	Air Force*	W	11-5
M. 17	at UC Riverside	L	3-8
M. 19	at San Jose State*	W	5-0
M. 20	at San Jose State*	L	1-2
M. 21	at San Jose State*	W	6-0
M. 25	vs. San Jose State+	W	7-3
M. 25	vs. Nevada+	L	5-13
M. 26	vs. UNLV+	W	18-8
M. 27	vs. Nevada+	L	3-5

+ Mountain West Tournament in San Diego, Calif.

## 2017

**Record: 42-21 (20-10 MW)**

**Head Coach: Mark Martinez**

F. 17	Pacific	W	11-5
F. 18	Pacific	L	1-5
F. 19	Pacific	W	11-0
F. 21	UC Irvine	L	5-7
F. 22	at #7 Cal State Fullerton	W	5-4
F. 24	Tennessee#	L	4-8
F. 25	Seton Hall#	L	5-10
F. 25	Notre Dane#	W	7-6
F. 28	at Long Beach State	W	6-2
M. 3	Cal Poly	W	5-0
M. 4	Cal Poly	W	6-4
M. 5	Cal Poly	W	2-0
M. 7	USC	L	0-1

M. 10	at Nevada	W	7-2
M. 11	at Nevada	W	7-3
M. 12	at Nevada	L	3-7
M. 14	at #25 San Diego	W	10-1
M. 17	UNLV	L	3-5
M. 18	UNLV	W	10-5
M. 19	UNLV	W	11-5
M. 21	Long Beach State	W	12-5
M. 25	at Fresno State-1	W	5-4
M. 25	at Fresno State-2	W	12-0
M. 26	at Fresno State	L	7-8
M. 28	at USC	L	0-2
M. 31	San Jose State	W	5-4
A. 1	San Jose State	W	7-3
A. 2	San Jose State	W	5-1
A. 3	San Francisco	W	4-2
A. 4	UCLA	W	5-4
A. 7	Nevada	W	6-3
A. 8	Nevada (11)	L	1-3
A. 9	Nevada	W	7-2
A. 11	UC Irvine	W	9-3
A. 13	at UNLV	L	3-7
A. 14	at UNLV	W	20-6
A. 15	at UNLV	W	16-3
A. 18	at UC Riverside	W	10-1
A. 21	at UC Santa Barbara	W	5-3
A. 22	at UC Santa Barbara	L	5-6
A. 23	at UC Santa Barbara	W	5-4
A. 25	UC Riverside	L	4-7
A. 28	New Mexico	W	4-0
A. 29	New Mexico	L	6-11
A. 30	New Mexico	L	10-12
M. 2	at UCLA	W	8-6
M. 5	at San Jose State	W	8-4
M. 6	at San Jose State (12)	W	5-3
M. 7	at San Jose State (10)	W	6-5
M. 12	at Air Force	L	1-9
M. 13	at Air Force	W	18-11
M. 14	at Air Force	W	17-5
M. 16	San Diego	W	9-5
M. 18	Fresno State	L	0-4
M. 19	Fresno State	W	13-3
M. 20	Fresno State	L	2-11
M. 25	vs. Fresno State+	W	18-10
M. 26	vs. New Mexico+	W	9-8
M. 27	vs. Fresno State (7)+	L	1-12
M. 28	vs. Fresno State+	W	5-3
J. 2	vs. #9 Long Beach State!	L	0-6
J. 3	vs. UCLA (13)!	W	3-2
J. 4	vs. #9 Long Beach State!	L	4-7

#Tony Gwynn Classic in San Diego, Calif.

+Mountain West Tournament in Albuquerque, N.M.

!NCAA Regional in Long Beach, Calif.

## 2018

**Record: 39-21 (18-12 MW)**

**Head Coach: Mark Martinez**

F. 16	UC Santa Barbara	W	9-1
F. 17	UC Santa Barbara	W	8-4
F. 18	UC Santa Barbara	W	7-5
F. 20	San Diego (11)	L	2-3
F. 23	Arizona (10)~	W	3-2

F. 24	#4 Arkansas ~	L	2-5
F. 25	Grand Canyon~	W	5-4
F. 26	Michigan	W	4-3
F. 27	at UC Irvine	L	4-9
M. 4	at San Jose State	W	7-2
M. 4	at San Jose State	W	11-1
M. 6	at Arizona	L	4-13
M. 9	Air Force	W	3-2
M. 11	Air Force	L	3-7
M. 11	Air Force	W	3-2
M. 13	at San Diego	W	9-3
M. 16	at Cal Poly	W	9-7
M. 17	at Cal Poly	L	4-5
M. 18	at Cal Poly	W	3-2
M. 20	CSU Bakersfield	W	5-4
M. 23	at #24 UNLV	L	3-4
M. 24	at #24 UNLV	W	17-8
M. 25	at #24 UNLV	W	22-7
M. 27	at Long Beach State	W	5-2
M. 29	New Mexico	L	4-5
M. 30	New Mexico	L	5-9
M. 31	New Mexico	W	3-2
A. 2	Washington	W	6-4
A. 3	vs. Long Beach State	W	5-1
A. 7	at Air Force	L	0-2
A. 7	at Air Force	L	7-12
A. 8	at Air Force	W	15-11
A. 10	UC Irvine	L	2-10
A. 13	Cal State Fullerton	W	6-3
A. 14	Cal State Fullerton	L	9-13
A. 15	Cal State Fullerton	W	9-6
A. 17	CSUN	W	3-2
A. 20	Fresno State	W	3-2
A. 21	Fresno State	L	4-7
A. 22	Fresno State	W	7-0
A. 24	at UC Riverside	W	19-1
A. 27	UNLV	W	1-0
A. 28	UNLV	W	7-6
A. 29	UNLV	W	4-2
M. 1	UC Riverside	W	8-6
M. 4	at New Mexico	W	11-5
M. 5	at New Mexico	L	3-4
M. 6	at New Mexico	W	7-3
M. 11	San Jose State	L	2-3
M. 12	San Jose State	W	2-1
M. 12	San Jose State	W	16-4
M. 13	San Jose State (10)	L	4-6
M. 17	at Nevada	W	12-7
M. 18	at Nevada	L	3-13
M. 19	at Nevada	L	10-12
M. 24	San Jose State^	W	2-1
M. 25	UNLV^ (12)	W	4-3
M. 26	UNLV^	W	14-5
J. 1	LSU*	L	4-6
J. 2	Northwestern State*	L	0-9

~Tony Gwynn Legacy in San Diego, Calif.

^Mountain West Tournament in San Diego, Calif.

\*NCAA Regional in Corvallis, Ore.



# ALL-TIME LETTER WINNERS

## - A -

Aaberg, Kevin - 1991  
 Abbey, Steve - 1970-71  
 Adams, Art - 1961  
 Adams, Bill - 1953-54-55  
 Adams, Manuel - 1978  
 Adkison, Tyler - 2014, 2016-17  
 Aguilera, Ruben - 1997-98  
 Aguirre, Mickey - 1946-47-48  
 Alcala, Robert - 2010  
 Alfaro, Flavio - 1983-84  
 Allen, Greg - 2012-13-14  
 Allen, Josh - 2002-03  
 Altheide, Tod - 1995-96  
 Alvarez, Albert - 2010  
 Alvarez, Ryan - 2014-15  
 Amador, Bruce - 1980  
 Amaya, Pilar - 2001  
 Ambler, Dale - 1971  
 Amelung, Ed - 1980  
 Anawalt, Adam - 2012  
 Anaya, Mike - 1972-73-74-75  
 Anderson, Chris - 2006-07  
 Anderson, Don - 1952  
 Anderson, Jack - 1936  
 Anderson, Jay - 1972-73  
 Anderson, John - 1987-88  
 Andrews, John - 1970  
 Andruos, Gary - 1956  
 Anfanger, Dave - 1948-49  
 Angus, Rob - 1986  
 Archer, Kurt - 1990  
 Arevalo, Len - 1961-62  
 Ariardo, Joe - 1993  
 Armitage, Dean - 1982-83  
 Armstrong, Gary - 1975-76-77  
 Arnsberg, Tim - 1984-85  
 Atkinson, John - 1983  
 Austin, Paul - 1989

## - B -

Babitt, Zach - 2009  
 Bailey, Ken - 1955-56  
 Bailey, Rob - 1988  
 Bain, Dick - 1941  
 Baird, Curt - 1976  
 Balog, Steve - 1980  
 Barcus, Beau - 1998  
 Barlow, Al - 1938  
 Barlow, Rick - 1980-81-82  
 Barnard, Steve - 1984  
 Barnes, Dick - 1949-50  
 Barrett, Riley - 2002  
 Barry Jeff - 1988-89-90  
 Bass, Jim - 1946, 48-49-50  
 Basteyns, Brian - 1993-94-95-96  
 Battee, Dion - 1998-99  
 Baylor, Gary - 1965-66-67-68  
 Baylor, Ron - 1965  
 Beasley, Jim - 1954-55-56  
 Beato, Keith - 1983

Bechtel, Ken - 1978  
 Beck, Ernie - 1946-47-48-49  
 Beck, John - 1942  
 Berger, Jon - 2008-09  
 Bermudes, David - 1984  
 Bernhard, Joe - 1997-98  
 Bernstein, Randy - 1980-81-82  
 Berry, Quintin - 2005-06  
 Beseda, Rubin - 1946-47  
 Bevin, Andy - 1995-96-97  
 Bible, Chad - 2017-18  
 Billings, Bruce - 2004-05-06-07  
 Bills, Walt - 1991-92  
 Bischoff, Bill - 1969  
 Biscotti, Tom - 1959-60-61  
 Bitter, Mike - 1987, 89-90  
 Black, Bud - 1978-79  
 Black, Corey - 2011  
 Blackburn, Mitch - 2009-10  
 Blier, Roger - 1979-80  
 Blocker, Jim - 1954-55  
 Blocker, Larry - 1955  
 Blount, Bill - 1982-83-84-85  
 Bluman, Mitch - 2010-11-12-14  
 Ballar, Avondre - 2012-13  
 Bolton, Ray - 1972-73  
 Bonatus, Don - 1952-53  
 Bonatus, Ken - 1949  
 Borman, Clint - 1991-92  
 Bott, Jason - 1988  
 Boucher, Steve - 1990-91  
 Bowles, Darrell - 2001  
 Bowser, Norm - 1956  
 Boyer, Logan - 2017-18  
 Brady, Aaron - 2007  
 Bradshaw, John - 1946  
 Bramlett, Reggie - 1974-75  
 Branstetter, Gary - 1963  
 Brennan, Dave - 1986  
 Bresler, Elya - 1937  
 Brinton, Bill - 1961  
 Bronson, Hal - 1953  
 Brorson, Don - 1946-47  
 Brown, Andrew - 2014-15-16-17  
 Brown, Dan - 1988-89  
 Brown, Doug - 1977-78  
 Brown, Hal - 1958  
 Brown, John - 1970  
 Brown, Mark - 1982-83  
 Brown, Mike - 1954-55  
 Brown, Rob - 1988-89  
 Brown, Rod - 1975-76  
 Brown, Tre - 2017-18  
 Bruckart, Dan - 2005-06  
 Brucker, Earle (Jr.) - 1947-48  
 Bruen, Dave - 1965-66  
 Brunette, Justin - 1994-95-96-97  
 Bryant, Dillon - 2011-12  
 Bryant, Jim - 1956  
 Buckle, Larry - 1977  
 Burkhead, Curtis - 1978-79-80-81

Burne, Stan - 1936  
 Burt, Landon - 2002-03-04  
 Burton, Clarence - 1947  
 Busch, Bill - 1971  
 Butler, Mitch - 1975

## - C -

Cadiente, Brett - 1996  
 Calabuig, Chase - 2015-16-17-18  
 Callahan, Steve - 1973-74  
 Callaway, Rob - 1990-91-92  
 Camara, Tony - 1977-78-79  
 Cameron, Brad - 1977-78  
 Campagna, Dave - 1985-86  
 Campbell, Cody - 2005  
 Campbell, James - 1987  
 Cannizzaro, Chris - 1981-82-83  
 Cappeletti, Vince - 1979  
 Cares, John - 1948-49-50-51  
 Carloni, Josh - 1993  
 Carlson, John - 1982-83-84  
 Caron, David - 1999  
 Carque, Joe - 2002-03  
 Carrasco, Tony - 1963  
 Carrillo, Anthony - 2010  
 Carroll, Scott - 1997  
 Casarez, Paul - 1978-79  
 Cashman, Tim - 1976-77  
 Cassie, Les - 1939, 1946-47  
 Cassie, Tom - 1964-65  
 Castleberry, Steve - 1984-85-86  
 Castro, Erik - 2008-09  
 Cavallin, Dave - 1955-56-57-58  
 Cederroth, Michael - 2012-13-14  
 Changnon, Garrett - 2004  
 Champ, Jeff - 1988  
 Chapman, Denz'l - 2015-16-17-18  
 Chasse, Josh - 2007-08-09-10  
 Chleborad, John - 1984  
 Chop, Chad - 1999-2000  
 Christopherson, Eric - 1988-89-90  
 Churchman, Al - 1936-37  
 Claes, Paul - 1984-85  
 Clancy, Kevin - 1987  
 Clark, Art - 1955  
 Clark, Pat - 1971  
 Clark, Roger - 1963-64  
 Clarke, Hal - 1946-47  
 Cleek, Matt - 1992  
 Cluck, Bob - 1966-67  
 Cocco, Ray - 1973-74  
 Coddington, Rob - 1997  
 Cohen, Bruce - 1962-63  
 Cole, Jeff - 1973-74  
 Coleman, Ron - 1967  
 Collins, Chris - 2016  
 Collins, Jim - 1949  
 Colwell, Pat - 2007-08-09, 11  
 Comeaux, Tavares - 1997-98  
 Conen, Bob - 1966-67  
 Cook, Eldridge - 1961

Cook, Garrett - 2000-01-02-03  
 Cook, Jeremy - 1997-98-99-2000  
 Coon, Ben - 2003-04-05-06  
 Coronado, Giancarlo - 2017  
 Cornado, Paul - 1954  
 Corona, Chad - 2001-02-03-04  
 Cortez, Rick - 1985  
 Cota, Arnold - 1963  
 Cota, Carlo - 1999-2000-01-02  
 Couchee, Mike - 1977  
 Courter, Chris - 1968  
 Crabb, Bryan - 2010-11-12-13  
 Crabb, Greg - 1981-82  
 Crawford, Bernie - 1961  
 Crawford, Walt - 1969  
 Cremidan, Al - 1957  
 Crickmore, Don - 1948-49-50  
 Cross, Aaron - 2014  
 Cunningham, George - 1956  
 Curtis, Clint - 1978  
 Cusimano, Joe - 1969-70  
 Cusimano, Russ - 1993  
 Cutler, Brad - 1971

## - D -

Danley, Kerwin - 1980-81-82-83  
 Dapper, Brian - 1966-67  
 Darcuil, Faruq - 1994  
 Dargo, Ron - 1966-67  
 DaVanon, Jeff - 1993-94-95  
 Davies, Dodd - 1938-39  
 Davis, Dale - 1969-70-71-72  
 Davis, James - 1991-92  
 Davis, Scott - 1975-76-77  
 Davison, Jerry - 1940-41-42, 47  
 Dean, Steve - 1971-72  
 Dearth, John - 2018  
 Decker, Brandon - 2007-08-09-10  
 DeKoven, Stan - 1972-73  
 deLorimier, Bill - 1973-74  
 Dennison, Scott - 1990-91  
 Derby, Bubba - 2013-14-15  
 Dergnac, Steve - 1977-78-79  
 Derner, Doug - 1981-82-83-84  
 Desme, Grant - 2005  
 DeVolder, Buss - 1939-40  
 Diamond, Mike - 2016  
 Dietz, Steve - 1990-91-92-93  
 Dinsmore, Jerry - 1961  
 Dixon, Michael - 2008  
 Domschot, Jim - 1982-83  
 Doran, Ryan - 2012-13  
 Dornfeld, Matt - 1997  
 Doty, Dan - 1970-71  
 Doty, Paul - 1978  
 Douglas, Brett - 2005-06  
 Douty, Dalton - 2015-16  
 Downing, Bill - 1941-42  
 Downing, Chuck - 1971  
 Doyle, Jeff - 1977-78  
 Dufek, Jeff - 1996-97, 99

# ALL-TIME LETTER WINNERS

Duggan, Joe - 1991, 94  
 Duich, Jake - 1939  
 Dukes, Warren - 1950  
 Dunckel, Bill - 1990-91  
 Dunn, Brian - 1988-89  
 Dunwell, Chris - 1999-2000, 02  
 Durrett, Steve - 1982-83  
 Dykes, Gene - 1950

## - E -

Earls, Galen - 1965  
 Early, John - 1956-57  
 Echelbarger, Tyler - 1999-2000  
 Eder, Clark - 2018  
 Eigenhuis, Erick - 1998, 2003  
 Elliott, Doug - 1977-78-79  
 Ellis, Nick - 1940-41-42  
 Ellison, Jeff - 1975-76  
 Elsberry, Russell - 1985-86  
 Embrey, Rielly - 2001-02-03-04  
 Enomoto, Tony - 1990-91-92  
 Eppeneder, Jamie - 1998  
 Erb, Mike - 1985-86-87  
 Erickson, Bill - 1949-50  
 Erickson, Jacob - 2015-16-17-18  
 Esau, Steve - 1978-79-80  
 Escobedo, Julian - 2017-18  
 Esquibel, Andres - 2005  
 Estavillo, Bob - 1962-63-64  
 Estes, Joe - 1946  
 Evans, Garrick - 2005  
 Evans, Steve - 1958  
 Eveleth, Rick - 1966-67-68  
 Everett, Mike - 1965-66-67

## - F -

Fajer, Cameron - 1986  
 Faris, Ted - 1960-61  
 Faryniarz, Tony - 1986  
 Fellows, Mike - 1968  
 Ferguson, Brent - 1991-92  
 Ferguson, John - 1962  
 Fernandez, Jorge - 2017-18  
 Ferrante, Joe - 1980-81  
 Ferrazi, Gabe - 1940  
 Fiedler, Erik - 2001-02  
 Filter, Rusty - 1987-88-89-90  
 Finch, Mike - 1977-78-79  
 Fink, John - 1965-66-67  
 Fitchjian, Gary - 1980  
 Fitzhugh, Joe - 2018  
 Flaherty, Bernie - 1954  
 Flaming, Art - 1957-58-59  
 Fleak, Walt - 1955  
 Flesner, Dave - 1962-63-64  
 Flores, Jacob - 2018  
 Floquet, Kyle - 2003-04  
 Fluman, Noah - 2018  
 Fodor, Al - 1949-50  
 Force, Pete - 1963  
 Ford, Bob - 1937-38

Foulds, Kalin - 1994-95-96, 98  
 Fowler, Dan - 1995  
 Fowler, Jered - 1994  
 Frabotta, John - 1962-63  
 Frame, Joe - 1937  
 France, Ty - 2013-14-15  
 Franco, Matt - 1992-93  
 Franklin, Harry - 1941  
 French, Jim - 1977-78  
 French, Marty - 1974-75  
 Frost, Jack - 1939-40-41  
 Fryhoff, John - 1983  
 Fulcher, Casey - 1969-70

## - G -

Gabalton, Joe - 1962  
 Gage, Vance - 1961, 63  
 Gale, Bob - 1973-74  
 Galindo, Frank - 1937-38  
 Gallagher, Mike - 1970  
 Gallo, Ben - 1979-80  
 Gapski, Mark - 1991, 93-94  
 Garbani, Glen - 1936-37  
 Garber, Mike - 1998-99-2000-01  
 Garcia, Joey - 1997  
 Garcia, Marcelino - 1991-92  
 Gardner, Bud - 1958-59  
 Gardner, Norval - 1936-37-38  
 Garibaldi, Joe - 1998  
 Gaswell, George - 1946  
 Gennaro, Brad - 1990-91-92  
 Getz, Bill - 1973-74  
 Gheorghe, Justin - 2013  
 Giampaoli, Matt - 1982  
 Gibbs, Jim - 1988-89  
 Gibson, Dave - 1975  
 Gilmore, Bill - 1984  
 Glantz, Al - 1967  
 Gleason, Jim - 1946-47  
 Glover, Brandon - 2007-08  
 Glover, Jason - 1982-83  
 Goddard, Tim - 1984  
 Goertz, Jim - 1981-82-83  
 Gonzalez, Edgar - 1998-99-2000  
 Gonzalez, Gil - 1969-70  
 Goodbody, Bernie - 1947  
 Goodchild, Bill - 1940  
 Goodwalt, Karl - 1949-50  
 Goossen-Brown, Justin - 2018  
 Gowin, Jack - 1946-47  
 Grace, Mark - 1985  
 Graham, Lewie - 1982-83-84  
 Grebeck, Brian - 1989-90  
 Green, Garrett - 2007-08  
 Green, Marshall - 1993-94  
 Griffith, Brad - 1965  
 Grigsby, Benji - 1992  
 Grigsby, Bert - 1951-52-53-54  
 Grove, John - 1963-64  
 Grund, Dave - 1966-67  
 Guerrero, James - 2003-04-05

Gundry, Bill - 1957  
 Gust, Easton - 2009  
 Gwynn, Anthony - 2001-02-03  
 Gwynn, Chris - 1983-84-85  
 Gwynn, Tony - 1979-80-81

## - H -

Haar, Matt - 1984-85-86-87  
 Haase, Walt - 1953-54  
 Hachadorian - 2011-12  
 Hacker, Jack - 1974-75  
 Hagins, Steve - 1995-96-97  
 Haley, Gene - 1950-51-52  
 Hall, David - 2003-04  
 Hall, Levon - 1993, 95  
 Hallahan, Francis - 1940-41  
 Halverson, Ty - 1998  
 Hammerschmidt, Ben - 1938  
 Hammons, Ryan - 1997-98  
 Hanks, Ron - 1970  
 Hansell, Kirk - 1984-85  
 Hansen, Taylor - 2012  
 Hanson, Randy - 1975  
 Hanzawa, Troy - 2007-08  
 Harang, Aaron - 1997-98-99  
 Harang, Daryl - 2002-03-04  
 Harrand, Rob - 2001-02  
 Harriger, Mark - 1994-95-96  
 Harrison, Mike - 1971  
 Harrison, Steve - 1972  
 Harsh, Nick - 1978, 80-81  
 Hartshorn, Chris - 2000-01-02, 04  
 Hartzog, Eddie - 1953  
 Harvey, Damon - 1981  
 Harvey, Doug - 1955-56  
 Haskins, Lonny - 1976  
 Hassel, Jay - 1992  
 Hastings, Reed - 1937-38  
 Haven, Cody - 2001  
 Hawks, Ron - 1969  
 Hayes, Asahel - 1949  
 Hayes, Heath - 1993-94  
 Hayes, Kyle - 2011  
 Hayes, Ralph - 1967  
 Hayes, Ron - 1968  
 Haynal, Austin - 2011  
 Haunal, Brad - 2011, 13-14  
 Held, Paul - 1952-53  
 Heldman, Brian - 2015-16  
 Helfrick, John - 1973-74  
 Heminger, Martin - 1995-96  
 Hemmerly, John - 1987-88-89  
 Hemphill, Larry - 1970-71-72  
 Henderson, Gary - 1982-83-84  
 Henderson, Harry - 1986-87-88-89  
 Henderson, Mike - 1976  
 Hensley, David - 2015-16-17-18  
 Henthorn, Bob - 1949  
 Hepner, Justin - 2011-12-13-14  
 Hergott, Scott - 1979-80  
 Herman, John - 1950

Herman, Randy - 1971  
 Herrera, Abel - 1997-98  
 Herrera, Desi - 1995-96  
 Hess, Todd - 1970  
 Hidalgo, Moses - 1970-71  
 Higashi, Hideo - 1936-37  
 Hill, Garrett - 2018  
 Hill, Jim - 1978  
 Hill, Josh - 2001-02-04  
 Hill, Rich - 1981-82  
 Hill, Rowland - 1957-58  
 Hill, Steve - 1984-85-86  
 Hilliard, Larry - 1966  
 Hinshaw, Alex - 2005  
 Hirschfeld, Steven - 2007  
 Hofstede, Scott - 1992-93-94-95  
 Hokama, Steve - 1985  
 Holliday, Brian - 1990-91  
 Holsman, Rich - 1985-86-87  
 Holvey, Joe - 1982-83-84, 86  
 Holvey, Mark - 1985  
 Hooper, Al - 1952  
 Hopkins, Roger - 1936  
 Horgan, Thomas - 1972  
 Houston, Joe - 1969  
 Huebach, Phil - 1954  
 Human, Eric - 2002  
 Hume, Donnie - 2007  
 Hunt, Doug - 1969-70  
 Hunt, Jared - 2011  
 Hurd, Ryan - 1998-99  
 Huskins, Joey - 2006  
 Hutson, Bob - 1942

## - I -

Imlay, Bob - 1957-58-59-60  
 Intermill, Mark - 1971  
 Iwashita, Charlie - 1938-39-40

## - J -

Jackson, Jim - 1951-52-53  
 Janguard, Jerry - 1960  
 Jenson, Drew - 2002-03-04  
 Johnson, Anthony - 1987-88-89-90  
 Johnson, Bob - 1951-52-53  
 Johnson, Cameron - 2007-08  
 Johnson, Deron - 1985-86  
 Johnson, Gary - 1963  
 Johnson, Randy - 1975  
 Jones, Chris - 1978-79  
 Jones, Terry - 1983-84  
 Jones, Tom - 1949-50-51  
 Jorgensen, Erik - 1997  
 Juarez, Rich - 1992-93  
 Julianel, Ben - 2000-01  
 Jungsten, Ken - 1977-78  
 - K -  
 Kam, Tom - 1968-69-70  
 Kannenberg, Scott - 1983-84  
 Kaufman, Shane - 2007-08  
 Keating, Tom - 1991

# ALL-TIME LETTER WINNERS

Keesey, Tom - 1948  
 Kellison, Bob - 1971-72-73  
 Kendall, Mike - 1991, 93  
 Kendzora, TJ - 2011-12-13-14  
 Kennedy, Bob - 1941-42, 47-48  
 Kennedy, Jim - 1960-61  
 Kennedy, Kevin - 1974-75-76  
 Kennerly, Jim - 1948  
 Keteyian, Armen - 1975  
 Kettnerberg, Bill - 1949  
 Kim, Adam - 1998  
 Kinsman, Brian - 2006  
 Kirkendall, Brad - 1979-80  
 Klatt, Jason - 1997  
 Knowles, Rob - 1983-84-85  
 Koenig, Ray - 1963  
 Kolb, Damien - 1998  
 Kooiman, Brian - 1994-95  
 Koons, Mike - 2006-07  
 Kramer, Larry - 1961-62-63  
 Kuhlmeier, Kasey - 1997  
 Kwan, Stan - 1990

- L -  
 Lachermann, Bill - 1953, 55  
 Lambert, Ray - 2017-18  
 Lambert, Tim - 1981-82  
 Lamke, Gene - 1968-69  
 Langford, Parry - 1971  
 LaPierre, Kenny - 2016-17  
 Larson, Bill - 1936  
 Laub, Rod - 1972  
 Lavigne, Tyler - 2009  
 Lawrence, Scott - 1982-83-84, 86  
 Layton, Ron - 1970-71  
 Leach, Jarman - 1994  
 Leary, Andrew - 2009-10  
 Ledford, Jason - 1990-91-92-93  
 Lee, Taber - 2000-01-02  
 Lee, Travis - 1994-95-96  
 Leech, Mike - 1971  
 Lefler, Bill - 1962-63-64  
 Legg, Dave - 1978  
 LeGrand, John - 1940  
 Leicht, Jim - 1977-78  
 Leigh, Don - 1957-58-59  
 Lenox, Brandon - 1996  
 Lessel, Mark - 1981-82-83  
 Leuthard, Ben - 1999-2000-01, 03  
 LeVasseur, Tom - 1986  
 Levy, David - 2003  
 Liebeck, Brad - 1977  
 Lindgren, Jim - 1985  
 Lindsey, Ronnie - 2003  
 Linert, Jerry - 1976-77  
 Lippert, John - 1965  
 Lipsey, Jeremy - 1994-95  
 Lisec, Jim - 1960  
 Litteral, Andy - 2000-01  
 Livingston, Bob - 1987, 89-90  
 Lizalde, Milo - 1965

Lockhart, Paul - 1997-98-99-2000  
 Loizeaux, Bill - 1951-52, 55  
 LoNigro, Frank - 2007  
 Lopes, Dan - 1986  
 Lopez, Oscar - 1997-98  
 Loptien, Tyler - 2015-16  
 Lucas, Bob - 1960-61-62  
 Lucas, Brian - 2007  
 Luce, Chris - 1996  
 Lundberg, David - 1996  
 Lusky, Bob - 1957-58-59  
 Lutes, Brian - 1988-89  
 Luxemburg, Larry - 1971-72  
 Lynch, Justin - 2006  
 Lynn, John - 1991-92, 94  
 Lyons, John - 1980-81

- M -  
 Macias, Henry - 1976  
 MacKinnon, Mike - 1989-90  
 Maekawa, Jacob - 2017-18  
 Maffei, John - 1970  
 Majam, Ros - 1977-78-79  
 Major, Dennis - 1969  
 Maldonado, David - 2016  
 Manfred, Brian - 1999, 2001-02  
 Mann, Jim - 1962-63  
 Mardueno, Adrian - 2017-18  
 Mark, Justin - 1995  
 Marliani, Butch - 1956  
 Marlow, John - 1974  
 Marr, Norm - 1962-63-64  
 Marseille, Bill - 1963-64  
 Marshall, Glenn - 1972  
 Marshall, John - 1988-89  
 Martelli, Marco - 2008  
 Martin, Vic - 1979-80-81  
 Martinez, Andrew - 2017  
 Martinez, Danny - 1986-87  
 Martinez, Rich - 1976  
 Masterson, Justin - 2006  
 Matlock, Vince - 1973  
 Matthews, Joel - 2005  
 Matthie, W. - 1939  
 Mattinson, Greg - 1969  
 Maupin, Jack - 1941-42  
 Maxey, Dick - 1962-63  
 Mayeaux, Grant - 2018  
 Mazzocco, Mike - 1983  
 McAbee, Monte - 1977-78-79-80  
 McCandless, Mike - 1980, 82  
 McClimon, John - 1980  
 McCray, Jim - 1966  
 McCune, Kevin - 1975  
 McDaniel, Matthew - 2010-11  
 McGaffey, John - 1978  
 McGhee, Darrin - 1990-91  
 McGhee, Mike - 1963-64  
 McInnis, Chuck - 1987-88  
 McInnis, Dan - 1977-78  
 McKeon, Kasey - 1986-87-88-89

McLaughlin, James - 2008-09  
 McLintock, Jake - 2002-03-04-05  
 McMurray, Kurston - 1993-94  
 McNeil, David - 1983-84  
 McPherson, George - 1973-74  
 McWhirter, Kevin - 1975-76-77  
 Meacham, Bob - 1979-80-81  
 Meister, Paul - 1967  
 Mendez, Ed - 1964-65-66  
 Mendicina, Frank - 1985  
 Mendoza, Curt - 2003-04-05-06  
 Mendoza, Marcos - 1999-2000-01  
 Menke, Bob - 1940-41-42  
 Mercado, Herb - 1961  
 Meredith, Brandon - 2009-10-11  
 Meyers, Jesse - 1939  
 Meza, Orlando - 2014  
 Michaels, Stan - 1962-63-64  
 Mickelsen, Noel - 1952-54-55-56  
 Middaugh, Scott - 1986-87  
 Middleton, Dave - 1968-69  
 Milks, Jack - 1965-66  
 Miller, Bart - 1967-68  
 Miller, Bill - 1987-88-89  
 Miller, Brett - 2008-09  
 Miller, Ernie - 1960  
 Miller, Ethan - 2010-11-12-13  
 Miller, Jim - 1980  
 Miller, Will - 2003, 05-06  
 Mills, Steve - 1986-87  
 Minter, Jacob - 2000-01  
 Minter, Jon - 2000-01  
 Mitchell, Dick - 1940, 42  
 Mitchell, Rah-Miel - 2001  
 Moat, Mike - 2001-02-03  
 Moberly, Steve - 1977-78-79  
 Moffett, Jim - 1972-73  
 Monsees, R. - 1939  
 Montague, Kyle - 1978-79  
 Montejano, Steve - 1985-86-87-88  
 Montgomery, Billy - 1999-2000  
 Moore, Blair - 2010-11  
 Mora, Adrian - 1998  
 Moranda, Steven - 2010-11  
 More, Bob - 1964  
 Moreno, Bryan - 1996  
 Morgan, Brad - 1987  
 Morrison, Doug - 1974  
 Morrow, Dan - 1971-72  
 Mort, Ken - 1983-84  
 Moscarret, Steve - 1983-84-85  
 Moss, Bob - 1959-60-61  
 Muir, Ron - 1980-81  
 Mullen, Riley - 1968  
 Mummy, Pat - 1992-93  
 Muno, Ryan - 2012-13-14-15  
 Munoz, Matt - 2012-13  
 Murphy, Frank - 1966  
 Murphy, J.R. - 2007-08  
 Murphy, Mike - 1962-63-64  
 Murray, Daniel - 1995

Murrillo, Sef - 1941  
 - N -  
 Nadolski, Matt - 2010  
 Nasif, Ralph - 1969-70  
 Navarro, Niko - 2016  
 Navarro, Rick - 1989-90-91-92  
 Neder, Rey - 1995-96  
 Neel, Charlie - 1964  
 Nellis, Marty - 1958-59-60  
 Nelson, Ben - 1999  
 Nelson, Bob - 1950  
 Nelson, Clyde - 1957  
 Nelson, Fred - 1956  
 Nelson, Thad - 1993  
 Nettles, Bill - 1939-40-41  
 Nettles, Graig - 1964-65  
 Nettles, Jim - 1967-68  
 Nettles, Ryan - 1993-94  
 Nevares, Ernie - 1941  
 Nevarez, Dean - 2016-17-18  
 Newhouse, Todd - 1993  
 Newlee, Barney - 1946-47  
 Newman, Al - 1981  
 Newman, Morgan - 1962  
 Newton, Bob - 1949-50  
 Nichols, Bert - 1937-38-39  
 Nielsen, Kevin - 1989-90  
 Nogle, Darold - 1973-74  
 Nolte, Charles - 2006-07  
 North, Dick - 1954-55  
 Nunez, Jim - 1940-41

- O -  
 O'Brien, Tim - 2005-06  
 O'Leary, Erren - 1993-94-95  
 O'Neil, Ed - 1952  
 O'Sullivan, Casey - 2018  
 O'Sullivan, Ryan - 2009-10  
 Oakley, Zack - 2013-14-15  
 Ohlson, Henry - 1948-49-50-51  
 Olsen, Dave - 1960  
 Orellana, Collin - 2013  
 Orozco, Adrian - 2016  
 Orr, Ryan - 2017-18  
 Orvick, Matt - 1976-77  
 Oswald, Steve - 1974  
 Owens, Marv - 1972  
 Overby, Ken - 1993-94  
 Ozaki, Tom - 1967

- P -  
 Pace, Joey - 2004  
 Pacheco, Jason - 1998  
 Page, Greg - 1987-88  
 Page, Rick - 1990-91-92  
 Painter, Ken - 1960  
 Palash, Bob - 1947-48  
 Pallares, Steven - 2012-13-14-15  
 Pallett, Vern - 1994  
 Papadopoulos, Mark - 1991



# ALL-TIME LETTER WINNERS

Parcell, Garrett - 2007  
Parker, Matt - 2007, 2009-10  
Parma, Leon - 1949  
Parra, Isaiah - 2018  
Parry, Bob - 1986-87  
Parry, John - 1987  
Pashales, John - 1999-2000  
Pattison, Ken - 1954  
Patton, Neal - 1976  
Payne, Jason - 1995  
Pecoraro, John - 2010-11  
Pelaez, Alex - 1997-98  
Penwarden, Roy - 1938  
Pepper, Sam - 2004-05-06  
Perdue, Jim - 1972  
Perdue, Troy - 2003  
Perry, Kasey - 2005  
Perry, Kevin - 2005  
Persell, Verne - 1947  
Peters, John - 1940-41-42  
Peterson, Andy - 1990  
Petrovick, Hayden - 2017  
Petty, Bob - 1952  
Phillips, Jason - 1995-96-97  
Pickler, Scott - 1972  
Pieratt, Mike - 1971  
Pierce, Fred - 1947-48-49  
Pierce, Sean - 1999-2000-01  
Pinnell, Lance - 1987-88-89  
Piper, Kevin - 1982-83-84-85  
Pitcher, Travis - 2012-13  
Plantenberg, Erik - 1988-89-90  
Plarski, Rob - 1994  
Plum, Jim - 1985-86  
Pohl, Gene - 1950-51  
Poist, Louie - 1973-74  
Poloski, Tom - 1979-80  
Pomeroy, Dick - 1953-54-55-56  
Pongs, Cameron - 2012  
Poole, Jim - 1951-52-53-54  
Porter, Bob - 1972  
Potter, Evan - 2011-12-13-14  
Preisler, Eddie - 1938-39-40  
Preston, Art - 1950-51-52  
Provencher, Dave - 1983-84-85  
Pullen, Brandon - 2007-08  
Purpura, Dominic - 2016-17  
Purse, Dave - 1977  
Pyatt, Harrison - 2016-17-18  
Pyles, Jim - 1956

- Q -

Quam, Greg - 1991-92-93  
Quest, Roger - 1961-62  
Quick, Mike - 1991

- R -

Raaka, Bill - 1936, 38  
Radovich, Nick - 1950  
Rafalovich, Czar - 1941  
Rainbolt, Joe - 1954

Ramos, Javier - 1996-97-98-99  
Randolph, Bob - 1959-60-61  
Rands, Bob - 1965  
Rapp, Fred - 1946  
Rasmussen, Craig - 2008-09-10-11  
Rayment, Justin - 1995-96  
Reagan, Ralph - 1977  
Redfern, Chad - 2000-01-02  
Reed, Addison - 2008-09-10  
Reibenspies, Tanner - 2012, 14-15  
Renna, John - 1967  
Reyes, Marcus - 2014-15-16-17  
Reynolds, Eric - 1986  
Ricardy, Matt - 1999-2000  
Richards, Butch - 1962  
Richardson, Bill - 1955  
Richardson, Frank - 1954  
Richardson, Jim - 1951, 57  
Richardson, Mike - 1993  
Rickards, Dennis - 1960-61-62  
Riddle, Dave - 1986-87-88-89  
Riesgo, Nikco - 1986-87-88  
Riggan, Jerrod - 1995-96  
Riley, Sean - 1984-85  
Rinegart, Jim - 1951  
Ring, Royce - 2000-01-02  
Rinks, Tom - 1956-57-58  
Ritcheson, Daniel - 2018  
Ritchey, John - 1942, 46  
RoBards, Mike - 2012-13-14  
Robbins, Frank - 1942  
Roberts, Larry - 1956, 58  
Robertson, Tony - 1991  
Robinson, Dave - 1966-67-68  
Rodriguez, Rene - 1996  
Rodriguez, Rigo - 1980-81-82  
Roe, Tony - 1956-57  
Rogers, Brandon - 1998-99-2000  
Rogers, Dick - 1953  
Rohn, Grady - 1997  
Romanski, Jake - 2012-13  
Romero, Al - 1980-81  
Romero, Nick - 2006-07-08  
Rosenthal, Ben - 2000  
Ross, Mike - 1981  
Ross, Sean - 2018  
Row, Bill - 1956-57  
Rowland, Dan - 1940  
Royalty, Doug - 1986-87  
Rubino, Pat - 1978  
Ruddy, Bubba - 2008  
Rudick, Matt - 2018  
Rupe, Jim - 1964, 66-67  
Rupe, Ken - 1967  
Rushford, Jim - 1992-93-94-95  
Rutan, Ken - 1978-79-80  
Ruzich, Bill - 1947-48-49-50  
Ryan, Jim - 1972

- S -

Sabatini, Remo - 1941

Sada, Don - 1964  
Salbato, Chuck - 1959  
Saloman, Dick - 1960-61-62  
Samadani, A.J. - 1998-99  
Sanchez, David - 1995-96  
Sanford, Shawn - 2010  
Sapp, Tyler - 2013  
Saucier, Jack - 1950  
Sayers, Phil - 1967  
Sayles, Steve - 1980-81-82  
Saylor, CJ - 2014-15-16-17  
Scaperotta, Joseph - 2005  
Schaniel, Jason - 2008  
Schefsky, Steve - 1980-81  
Schertzer, Robert - 1957-58-59  
Schiff, Bruce - 1977-78  
Schiff, Pete - 1968-69  
Schimpf, Larry - 1957-58  
Schmitt, Casey - 2018  
Schloss, Rick - 1977  
Scholfield, Terry - 1968  
Schroyer, Ryan - 2004  
Schultz, Jeff - 1993  
Schultz, Sol - 1938  
Schulz, Claus - 1989, 91  
Schutz, Randy - 1967  
Shwartz, Mike - 1991  
Scoggins, Craig - 1966  
Scollard, Paul - 1961-62  
Scott, Brian - 1995-96-97  
Scott, Ed - 1952-53-54  
Scott, Gus - 1951  
Scott, James - 2005  
Scott, Shell - 1983  
Seeburger, Brett - 2014-15-16-17  
Seewald, Phil - 1946-47-48  
Sefton, Dick - 1962  
Sefton, Walt - 1937-38-39  
Seiler, Matt - 1995, 97-98  
Self, Joe - 1970  
Serrano, Rick - 1962-63-64  
Sethman, Arvin - 1960  
Sewell, Lance - 2006-07  
Seyler, Mark - 2013-14-15  
Shapard, Steven - 1972-73  
Sharp, Kegan - 2009-10  
Shaver, Kyle - 2010  
Shaw, Don - 1965  
Sheehan, Danny - 2013-14-15-17  
Sheehy, Craig - 1983  
Shoemaker, Glenn - 1968-69  
Shoemaker, Scott - 2004  
Shortell, Rory - 2000-01-02  
Silguero, Blake - 2009-10  
Silvett, Kevin - 2008  
Simmons, Bob - 1966  
Simmons, Goldy - 2009  
Simon, Adam - 2006  
Simon, Scott - 1968-69  
Simon, Steve - 1965  
Siron, Morris - 1938

Sitocsky, Bob - 1964  
Skaalen, Jim - 1974-75  
Skelley, Ted - 1942  
Skinner, John - 2000-01  
Skipper, Matt - 2009  
Skog, Jack - 1988  
Slader, Cody - 2011  
Slattery, Mike - 1968  
Sleek, Tom - 1980  
Sluder, Kenn - 1973  
Smelko, Mark - 1978-79-80-81  
Smith, Bud - 1952  
Smith, Cody - 2011-12  
Smith, Curtis - 1978-79  
Smith, Dave - 1974-75-76  
Smith, Dennis - 1983-84  
Smith, Don - 1946-47-48-49  
Smith, Jerry - 1956-57-58-59  
Smith, Ryan - 1993, 1996  
Smith, Sumpter - 1951, 53  
Smothers, Stewart - 1995-96-97  
Smyer, Ted - 1942  
Smyth, Ed - 1936-37-38-39  
Smyth, Paul - 2006  
Snelling, Bob - 1954  
Snyder, George - 2008-09  
Snyder, Mark - 1979  
Sokolowski, Paul - 1982  
Solari, Brian - 1987-88  
Solow, Nate - 2007-08-09  
Sos, Cody - 2014  
Spiers, Joe - 2007  
Spirk, John - 2012-13  
Spirnak, Brent - 2006  
Stafford, Jerry - 1991-92  
Stanley, Tom - 1985  
Steel, Bob - 1960-61-62  
Steele, Mike - 1965-66  
Steele, Wayne - 1974-75-76-77  
Steele, Willie - 1949  
Stepanian, Seiran - 1966-67  
Stephens, Bob - 1957  
Stephens, Jon - 2002-03  
Stephens, Les - 1952  
Stepina, Sean - 2011  
Stevens, Jody - 1996-97  
Stevens, Mike - 1981-82  
Stevenson, Frank - 1954  
Stewart, Ralph - 1968  
Stock, Gary - 1969-70  
Stonard, Peter - 2003  
Stone, Art - 1938  
Strasburg, Stephen - 2007-08-09  
Stratton, Hunter - 2015-16-17  
Stroberg, Shane - 1996-97-98  
Strong, Ken - 1973  
Stryker, Jerry - 1961-62  
Summers, Hal - 1940-41-42  
Suozzo, Joe - 1941  
Sutherland, Rick - 1957-58-59-60  
Suwyn, Jared - 2005-06

# ALL-TIME LETTER WINNERS

Swaim, Burt - 1960-61-62  
Swann, Ed - 1940  
Swanson, Cole - 2011-12  
Swaydan, Jordan - 2003-04-05-06  
Sweet, Larry - 1971

- T -

Takitani, Ty - 1985  
Tanos, Brett - 2008  
Tarter, Ron - 1978  
Tatum, Ron - 1978  
Taylor, Jack - 1951-52  
Taylor, Steve - 1971-72  
Teasley, Jeff - 2004  
Tenney, Don - 1960  
Tereschuk, Pete - 1976  
Thile, Eddie - 1951-52-53  
Thomas, Bob - 1938, 40-41  
Thomas, Brandon - 2012-13-14  
Thomas, Chase - 2008-09  
Thomas, Clyde - 1955-56-57  
Thomas, Dick - 1940-41-42  
Thomas, Hayden - 1972-73  
Thomas, Sully - 1942  
Thomas, T.J. - 2008-09  
Thompson, Cody - 2014-15-16-17  
Thompson, Larry - 1960-61-62  
Thornbury, Dennis - 1973  
Thornton, Spencer - 2012, 14-15-16  
Thursby, Tom - 1972  
Tice, Mike - 1971-72  
Timmons, Bill - 1938-39  
Tolen, Don - 2000  
Torres, J.C. - 1941, 47  
Torres, Jomel - 2009-10-11-12  
Torres, Phil - 1983-84  
Torres, Sef - 1948  
Torve, Kent - 1982-83-84  
Trainor, Steve - 1992-93  
Trejo, Alan - 2015-16-17  
Trentine, David - 1996  
Triolo, Mark - 2006  
Troedson, Thad - 1975-76-77-78  
Twombly, Dale - 1971

- U -

Underwood, Lon - 1967  
Ungricht, Brock - 2004-05-06

- V -

Vail, Bob - 1964  
Vallarelli, Mike - 1993  
Valley, Chick - 1976-77  
Valverde, Joe - 1989  
Van Dyke, Dirk - 1968-69  
Van Hoosier, Jordan - 2010  
Vanegas, Ron - 1984-85  
Vasko, Ben - 2011  
Vaughn, Cory - 2008-09-10  
Verdon, Jordan - 2016-17-18  
Vessey, Tom - 1976-77

Vickery, Fulton - 1946-47  
Vickery, Steve - 1973-74  
Vigo, Danny - 2011  
Villalobos, Brandon - 2008  
Vinyard, Derek - 1990-91-92  
Virchis, Adam - 1995

- W -

Wagner, John - 1992  
Wagner, Chuck - 1958  
Wahl, Tim - 1985  
Walby, Philip - 2011-12-13  
Walden, Dave - 1962  
Walker, Dick - 1952-53-54-55  
Walker, T.S. - 1937-38  
Waller, Derric - 1994-95  
Wanders, Chad - 1997-98  
Ward, Chris - 1971-72  
Ward, Herb - 1937-38-39  
Warfield, Malcolm - 1992-93-94  
Warner, Bob - 1952  
Warren, Dick - 1954-55-56  
Waters, Larry - 1971  
Waters, Mark - 1985  
Wayt, Jerry - 1958-59  
Weaver, Charles - 1956  
Webb, Doug - 1992-93-94  
Webb, Scott - 1984-85, 87-88  
Webster, Bill - 1941  
Webster, Hal - 1940  
Weiner, Bill - 1952  
Westcott, Rod - 1965  
Westmoreland, Brody - 2015  
Weyand, Roy - 1972  
Weymiller, Al - 1954-55, 57  
Whately, Michael - 1996  
Wheelock, Kevin - 1981-82-83  
Whelan, Tom - 1965-66  
Whittemore, Walt - 1948-49  
Wickham, Ryan - 1998  
Widman, Dwayne - 1984  
Wiggins, Dave - 1973  
Wiggins, Kevin - 1981-82  
Wilkes, Greg - 1974-75  
Wilkins, Jack - 1950-51-52  
Willeford, Guy - 2009-10  
Willeford, Mike - 2006-07-08  
Williams, Jack - 1937  
Williamson, Mark - 1981-82  
Willis, Jim - 1968  
Wilson, Chris - 2009-10-11-12  
Wilson, Gary - 1974  
Wilson, Jim - 1941-42  
Wilson, Ryan - 2002-03-04  
Winkelman, Greg - 1995-96  
Winston, Christian - 2018  
Wirkus, Paul - 1979-80  
Witzak, Walt - 1976  
Wittmayer, Brent - 1981  
Wittmayer, Kurt - 1973-74-75  
Wolf, Mike - 1967

Wolfe, Bryan - 1996  
Womack, Robert - 1998-99  
Woods, Eric - 1986  
Woodward, Lee - 1965  
Woodward, Marc - 1990-91  
Woolsey, Phil - 1985-86  
Wulfemeyer, Ken - 1948  
Wulfemeyer, Tim - 1971-72  
Wyke, Jordon - 2016  
Wylie, Justin - 2015-16-17  
Wynveen, Ryan - 2010-11

- Y -

Yednakovich, John - 1967  
Yerke, Chris - 1997  
Young, Hal - 1970-71  
Young, Steve - 1977-78  
Yount, Jack - 1936

- Z -

Zaragoza, Tony - 1994-95  
Zavala, Seby - 2012, 14-15  
Zawadzki, Lance - 2004-05-06  
Zender, Ed - 1938, 40  
Zetts, Paul - 1966-67  
Zier, Tim - 2011-12-13-14  
Zink, J.T. - 2004









# 2019 SCHEDULE

## FEBRUARY

15	vs. SAN FRANCISCO
	6:00 PM
16	vs. SAN FRANCISCO
	6:00 PM
17	vs. SAN FRANCISCO
	1:00 PM
19	vs. UC IRVINE
	6:00 PM
	<b>TONY GWYNN LEGACY</b>
22	vs. UTAH
	6:00 PM
23	vs. OKLAHOMA
	6:00 PM
24	vs. KANSAS STATE
	2:00 PM
26	vs. SAN DIEGO
	6:00 PM

## MARCH

1	at Air Force*
	2:00 PM MT
2	at Air Force*
	1:00 PM MT
3	at Air Force*
	1:00 PM MT
5	vs. TEXAS TECH
	6:00 PM
6	vs. TEXAS TECH
	2:00 PM
8	vs. NEVADA*
	6:00 PM
9	vs. NEVADA*
	6:00 PM
10	vs. NEVADA*
	1:00 PM
12	at CSUN
	2:00 PM
15	vs. SEATTLE U
	6:00 PM
16	vs. SEATTLE U
	6:00 PM
17	vs. SEATTLE U
	1:00 PM
19	at Loyola Marymount
	6:00 PM
22	at New Mexico*
	6:00 PM MT
23	at New Mexico*
	6:00 PM MT
24	at New Mexico*
	1:00 PM MT
25	vs. ARIZONA
	6:00 PM
26	vs. CAL BAPTIST
	6:00 PM
29	vs. FRESNO STATE*
	6:00 PM
30	vs. FRESNO STATE*
	6:00 PM
31	vs. FRESNO STATE*
	1:00 PM

## APRIL

2	at Oregon State
	5:35 PM
3	at Oregon State
	5:35 PM
5	at Nevada*
	6:00 PM
6	at Nevada*
	6:00 PM
7	at Nevada*
	1:00 PM
9	vs. LOYOLA MARYMOUNT
	6:00 PM
12	at Cal State Fullerton
	7:00 PM
13	at Cal State Fullerton
	6:00 PM
14	at Cal State Fullerton
	1:00 PM
16	at UC Irvine
	6:30 PM
18	vs. AIR FORCE*
	6:00 PM
19	vs. AIR FORCE*
	6:00 PM
20	vs. AIR FORCE*
	1:00 PM
23	at San Diego
	6:00 PM
26	at UNLV*
	6:00 PM
27	at UNLV*
	6:00 PM
28	at UNLV*
	1:00 PM

## MAY

3	vs. SAN JOSE STATE*
	6:00 PM
4	vs. SAN JOSE STATE*
	6:00 PM
5	vs. SAN JOSE STATE*
	1:00 PM
6	vs. BYU
	6:00 PM
10	at Fresno State*
	6:00 PM
11	at Fresno State*
	6:00 PM
12	at Fresno State*
	1:00 PM
16	vs. NEW MEXICO*
	6:00 PM
17	vs. NEW MEXICO*
	6:00 PM
18	vs. NEW MEXICO*
	6:00 PM

**Mountain West Championships**  
Reno, Nevada  
May 23 - 26

**NCAA Regionals**  
TBD  
May 31 - June 3

**NCAA Super Regionals**  
TBD  
June 7 - June 10

**College World Series**  
Omaha, Nebraska  
June 15 - June 26