



Sports Media Relations Office ▶ 1337 Lower Campus Road ▶ Honolulu, HI 96822 ▶ HawaiiAthletics.com

# RAINBOW WARRIOR FOOTBALL NEWS

Football Contacts: Derek Inouchi ▶ inouchi@hawaii.edu ▶ 808-954-0234 (cell) & Neal Iwamoto ▶ niwamoto@hawaii.edu ▶ 808-375-6819 (cell)

## GAME STORYLINES

▶ The game features two of the nation's top running backs in UH's Diocemy Saint Juste (4th, 156.3 ypg) and SDSU's Rashaad Penny (5th, 139.4 ypg). The duo ranks first and second, respectively, in the Mountain West.

▶ UH seeks its first win against San Diego State since joining the Mountain West in 2012. The Aztecs have won all five MW meetings with four by double digits. UH's last win over SDSU came in a non-conference match-up in Honolulu in 2005 and its last conference win occurred in 1989, when both were members of the WAC.

▶ SDSU leads the all-time series 20-9-2 which began in 1939. The Aztecs also hold a 10-6-2 advantage in games played in Honolulu. Last year was the first shutout in the series since the first-ever meeting in 1939.

▶ The teams met every year from 1980-98 as WAC members and only twice from 1999 to 2011, until UH joined the MW in 2012.

▶ UH ranks 18th nationally in total offense (480.1 ypg) while SDSU ranks 24th nationally in total defense (318.8 ypg).

▶ UH is 1-1 following bye weeks under coach Nick Rolovich, including 0-1 this season. Also under Rolovich, UH is 2-4 in MW home games, compared to 3-3 in MW road games. The Warriors snapped a four-game MW home losing streak two weeks ago with a 37-26 win over San José State.

▶ UH is 0-3 on national TV this season and 2-34 in its last 36 games. UH's last regular season home game televised by the ESPN networks was against BYU, Dec. 3, 2011 (L, 41-20).

## GAME 8



**HAWAII**  
**RAINBOW WARRIORS**  
(3-4, 1-3 MW)

VS



**SAN DIEGO STATE**  
**AZTECS**  
(6-2, 2-2 MW)

**When:** Saturday, Oct. 28, 2017

**Time:** 5:15 p.m. HT

**Where:** Honolulu, O'ahu

**Stadium:** Hawaiian Tel FCU Field at Aloha Stadium (50,000)

**Television:** Live nationally on ESPN2 with Clay Matvick (play-by-play) and Kirk Morrison (analyst).

**Radio:** ESPN 1420 AM will carry the game live with Bobby Curran (play-by-play), John Veneri (analyst), and Mark Veneri (sidelines). Chris Hart and Gary Dickman host the "Countdown To Kickoff" beginning at 3:15 p.m. HT, and also the halftime show. Neighbor islands can listen live on KNUI on Maui, KPUA on the Big Island, KTOH on Kaua'i, and KNWJ in Pago Pago, American Samoa.

**Video Streaming:** WatchESPN.com/WatchESPN app

**Audio Streaming:** ESPN1420am.com/Sideline Hawaii app

**Live Stats:** HawaiiAthletics.com

**Series Information:** SDSU leads, 20-9-2.

## UH-SAN DIEGO STATE SERIES HISTORY

**Series History:** 32nd meeting  
**Overall Series Record:** SDSU, 20-9-2  
**in Honolulu:** SDSU leads, 10-6-2  
**in San Diego:** SDSU leads 10-3

**First Meeting:** Nov. 15, 1939

**Last Meeting:** Nov. 5, 2016

**Longest UH Win Streak:** 3 (1983-85)

**Longest SDSU Win Streak:** 9 (1990-98)

**Largest UH Win Margin:** 26 (33-7, 2006)

**Largest SDSU Win Margin:** 55 (55-0, 2016)

**Smallest UH Win Margin:** 1 (41-40, 2002)

**Smallest SJSU Win Margin:** 3 (31-28, 1982)

**Shutouts:** UH 1 (1939); SDSU 1 (2016)

**Overtimes:** 1 (2013)

### Last 10 Results

Date	Result	Site
11/05/16	L, 0-55	San Diego
10/10/15	L, 14-28	Honolulu
10/18/14	L, 10-20	San Diego
11/16/13	L, 21-28 (ot)	Honolulu
10/06/12	L, 14-52	San Diego
12/03/05	W, 49-38	Honolulu
12/07/02	W, 41-40	Honolulu
10/09/98	L, 13-35	San Diego
10/25/97	L, 3-10	Honolulu
10/11/96	L, 8-56	San Diego

## THIS WEEK'S SCHEDULE

MONDAY	TUESDAY	WEDNESDAY	THURSDAY	FRIDAY	SATURDAY
<b>PRACTICE</b> 7-9 am Players/ coaches available after practice	<b>PRACTICE</b> 7-9 am Players/ coaches available after practice	<b>PRACTICE</b> 7-9 am Players/ coaches available after practice	<b>CLOSED</b> <b>PRACTICE</b>  No media availability	<b>CLOSED</b> <b>WALK-THROUGH</b>  No media availability	<b>GAME VS.</b> <b>SAN DIEGO</b> <b>STATE</b> 5:15 p.m. HT

## 2017 HAWAII SCHEDULE

Date	Opponent (AP/Coaches)	Result/Time	TV	Series	Notes
Aug. 26	at UMass	W, 38-35	Eleven Sports Net	UH leads 2-0	UH scores final 10 points, go-ahead TD w/:48 left
Sept. 2	<b>Western Carolina</b>	W, 41-18	Spectrum PPV	UH leads 1-0	15th straight win over FCS team; Record 3 blocked kicks
Sept. 9	at UCLA	L, 23-56	Pac-12 Networks	UCLA leads 3-0	Bruins led 35-7 at half; UH out-gained UCLA, 515-505
Sept. 23	at Wyoming*	L, 21-28 ot	ESPN2	WYO leads 14-9	2nd straight OT game in Laramie; 5th straight loss in Laramie
Sept. 30	<b>Colorado State*</b>	L, 21-51	Spectrum PPV	CSU leads 15-9	Rams 7th straight win in series; Warriors trailed 31-7 at half
Oct. 7	at Nevada*	L, 21-35	CBSSN	NEV leads 13-9	5th straight loss for UH in Reno; UN scores 14 pts off UH TO
Oct. 14	<b>San José St.* (Homecoming)</b>	W, 37-26	Spectrum PPV	UH leads 20-19-1	UH snaps 5-game Homecoming losing streak
Oct. 28	<b>San Diego State*</b>	5:15 p.m.	ESPN2	SDSU leads 20-9-2	UH yet to beat Aztecs in five Mountain West meetings
Nov. 4	at UNLV*	3:00 pm PDT	Spectrum PPV	UH leads 15-11	Winner has scored 40+ in 5 of last 7 contests
Nov. 11	<b>Fresno State*</b>	6:00 pm HT	Spectrum PPV	FS leads 26-22-1	50th meeting, the most of any UH opponent
Nov. 18	at Utah State*	1:00 pm MST	Spectrum PPV	USU leads 8-6	All but 2 of 14 all-time meetings decided by double-digits
Nov. 25	<b>Brigham Young (Senior Night)</b>	6:00 pm HT	CBSSN	BYU leads 21-8	First meeting since 2012; Cougars have won 9 of last 10

**BOLD CAPS** = Home games played at Hawaiian Tel FCU Field at Aloha Stadium    All times local to site    \* = Mountain West game

OPPONENT COMPARISON

POST GAME NOTES VS. SAN JOSÉ STATE

HAWAI'I	OPPONENT	CATEGORY	SDSU	OPPONENT
202	249	<b>Total Points</b>	208	174
28.9	35.6	<b>Points Per Game</b>	26.0	21.8
154	160	<b>First Downs</b>	148	119
69	65	<b>1st By Rushing</b>	73	59
76	81	<b>1st By Passing</b>	60	51
9	14	<b>1st By Penalty</b>	14	9
1534	1286	<b>Rushing Yards</b>	1585	1141
270	256	<b>Rushing Attempts</b>	345	288
5.7	5.0	<b>Yards Per Rush</b>	4.6	4.0
219.1	183.7	<b>Rushing Yards Per Game</b>	198.1	142.6
13	12	<b>Rushing TDs</b>	14	11
1827	2063	<b>Passing Yards</b>	1315	1409
152-239-7	143-212-4	<b>Pass Att.-Comp.-Int</b>	104-180-1	110-189-8
261.0	294.7	<b>Passing Yards Per Game</b>	164.4	176.1
14	19	<b>Passing TDs</b>	8	9
3361	3349	<b>Total Offense</b>	2900	2550
509	468	<b>Total Offensive Plays</b>	525	477
480.1	478.4	<b>Total Offense Per Game</b>	362.5	318.8
9-3	14-4	<b>Fumbles-Lost</b>	7-5	11-4
63-564	47-431	<b>Penalties-Yards</b>	51-451	40-367

- ▶ UH takes the series lead 20-19-1 and snapped a two-game home losing streak to SJSU, for the first series home win since 2010.
- ▶ UH's victory ended a four-game losing streak, the longest under Nick Rolovich.
- ▶ UH snapped a string of four straight MW home losses dating back to last year and ended a string of five straight Homecoming losses since 2012.
- ▶ UH has lost the coin toss in each of its seven games this season.
- ▶ Trayvon Henderson has his string of 20 straight starts end vs. San Jose State. His last missed start came in 2015 (redshirted).
- ▶ Diocemy Saint Juste had a string of 190 straight carries without a fumble come to an end when he lost a fumble on UH's first possession. His last fumble came vs. New Mexico on Oct. 29 of last season.
- ▶ With 37 points, UH scored its most points since its win over Western Carolina (41) on Sept. 2.
- ▶ UH churned out 14 plays on its first touchdown drive, its most on a scoring drive this year.
- ▶ UH tied its season lows in both penalties (7) and penalty yards (41), matching totals against Colorado State (Sept. 30).
- ▶ After Diocemy Saint Juste eclipsed 1,000 rushing yards on the season, the Warriors now have had three straight seasons with a 1,000-yard rusher, a program first (Saint Juste, 2016, '17, Paul Harris, '15).
- ▶ Diocemy Saint Juste rushed for 202 yards on 39 carries, surpassing 200-yards for the third time this season and fourth in his career.
- ▶ Saint Juste's 39 carries set a school record, breaking the previous mark of 37 by Joey Iosefa against San Diego State in 2013.
- ▶ Saint Juste notched his fifth 100-yard game this season (10th of his career) and seventh 100-yard game in the last nine contests, dating back to last year.
- ▶ With his 38-yard run in the third quarter, Saint Juste surpassed the 1,000-yard mark for the season and became the first UH player to go over 1,000 yards rushing in back-to-back seasons.
- ▶ Redshirt freshman Cole McDonald threw the first touchdown pass of his career when he found Dakota Torres in the back of the endzone for a 4-yd touchdown in the final minute of the first half.
- ▶ John Ursua was limited to one catch for 14 yards after leaving the game early in the second quarter due to injury.

TOP STATISTICAL LEADERS

HAWAI'I					SDSU				
Rushing	Att.	Yd.	Avg	TD	Rushing	Att.	Yd.	Avg	TD
Diocemy Saint Juste	183	1094	6.0	6	Rashaad Penny	179	1115	6.2	10
Passing	Comp.	Att.	Yds	TD	Passing	Comp.	Att.	Yds	TD
Dru Brown	149	234	1816	13	Christian Chapman	102	173	1285	8
Receiving	Rec.	Yds	Avg	TD	Receiving	Rec.	Yds	Avg	TD
John Ursua	47	667	14.2	5	Mikah Holder	29	383	13.2	0
Ammon Barker	25	273	10.9	0	Rashaad Penny	17	136	8.0	2
Punt Returns	No.	Yds	Avg	LG	Punt Returns	No.	Yds	Avg	LG
John Ursua	2	11	5.5	11	Quest Truxton	16	151	9.4	37
Kick Returns	No.	Yds	Avg	LG	Kick Returns	No.	Yds	Avg	LG
Keelan Ewaliko	23	489	21.3	38	Rashaad Penny	11	279	25.4	99
Tackles	UT-AT	TT	TFL	SK	Tackles	UT-AT	TT	TFL	SK
Jahlani Tavai	39-22	61	7.5	3.5	Parker Baldwin	25-26	51	0	0
Daniel Lewis	30-9	39	0.5	0	Ronley Lakalaka	27-24	51	3.5	2.0

2017 HAWAI'I OPPONENT COMPOSITE SCHEDULE/RESULTS

	HAWAI'I L, 35-38	COASTAL CAR. L, 28-38	OLD DOMINION L, 7-17	TEMPLE L, 21-29	TENNESSEE L, 13-17	OHIO L, 50-58	BYE	GEORGIA SO W, 55-20	APPALCHIAN ST	MISS. ST.	MAINE	BYU	FIU
	HAWAI'I L, 18-41	DAVIDSON W, 63-17	GARDNER-WEBB W, 42-27	SAMFORD W, 38-34	CHATTANOOGA W, 45-7	WOOFORD L, 28-35	ETSU W, 49-10	VMI W, 26-7	FURMAN	THE CITADEL	MERCER	NORTH CAROLINA	
	TEXAS A&M W, 45-44	HAWAI'I W, 56-23	MEMPHIS L, 45-48	STANFORD L, 34-58	COLORADO W, 27-23	BYE	ARIZONA L, 30-47	OREGON L, 14-31	WASHINGTON	UTAH	ARIZONA ST.	USC	CALIFORNIA
	IOWA L, 3-24	GARDNER-WEBB W, 27-0	OREGON L, 13-49	HAWAI'I W, 28-21	TEXAS STATE W, 45-10	BYE	UTAH STATE W, 28-23	BOISE STATE L, 14-24	NEW MEXICO	COLORADO ST	AIR FORCE	WYOMING	SAN JOSE ST.
	OREGON ST W, 58-27	COLORADO L, 3-17	ABILENE CH. W, 38-10	ALABAMA L, 23-41	BYE	HAWAI'I W, 51-21	UTAH STATE W, 27-14	NEVADA W, 44-42	NEW MEXICO	AIR FORCE	WYOMING	BOISE STATE	SAN JOSE ST.
	NORTHWESTERN L, 20-31	TOLEDO L, 24-37	IDAHO ST. L, 28-30	WASH ST. L, 7-45	FRESNO ST. L, 21-41	HAWAI'I W, 35-21	COLORADO ST. L, 42-44	AIR FORCE L, 42-45	BYE	BOISE ST.	SAN JOSE ST	SAN DIEGO ST.	UNLV
	SOUTH FLA L, 35-38	CAL POLY W, 34-13	TEXAS L, 0-56	UTAH L, 16-54	UTAH STATE L, 10-61	UNLV L, 13-41	FRESNO ST L, 10-27	HAWAI'I L, 26-37	BYE	BYU	SAN DIEGO ST.	NEVADA	COLORADO ST.
	UC DAVIS W, 38-17	ARIZONA ST. W, 30-20	STANFORD W, 20-17	AIR FORCE W, 28-24	NO. ILLINOIS W, 34-28	UNLV W, 41-10	BOISE STATE L, 14-31	FRESNO ST. L, 3-27	HAWAI'I	SAN JOSE ST.	BYE	NEVADA	NEW MEXICO
	HOWARD W, 44-43	IDAHO W, 44-16	BYE	OHIO STATE L, 21-54	SAN JOSE ST. W, 41-13	SAN DIEGO ST. L, 10-41	AIR FORCE L, 30-34	UTAH STATE L, 28-52	UTAH ST.	HAWAI'I	BYU	NEW MEXICO	NEVADA
	INCARNATE WORD W, 66-0	ALABAMA L, 10-41	WASHINGTON L, 16-48	BYE	NEVADA W, 41-21	SAN JOSE ST. W, 27-10	NEW MEXICO W, 38-0	SAN DIEGO ST. W, 27-3	UNLV	BYU	HAWAI'I	WYOMING	BOISE ST.
	WISCONSIN L, 10-59	IDAHO ST. W, 51-13	WAKE FOREST L, 10-46	SAN JOSE ST. W, 61-10	BYU W, 40-24	COLORADO ST. L, 14-27	WYOMING L, 23-28	UNLV W, 52-28	BOISE STATE	NEW MEXICO	BYE	HAWAI'I	AIR FORCE
	PORTLAND ST W, 20-6	LSU L, 0-27	WISCONSIN L, 6-40	BYE	UTAH STATE L, 24-40	BOISE STATE L, 7-24	MISS ST. L, 10-35	EAST CAROLINA L, 17-33	SAN JOSE ST	FRESNO ST.	UNLV	UMASS	HAWAI'I

**CHASING SIMS**

Running back Diocemy Saint Juste is on pace to shatter Travis Sims' single-season rushing record of 1,498 yards set in 1992. Through seven games, Saint Juste has 1,094 yards - sixth-best in program history - compared to 895 yards for Sims. Saint Juste is on pace for 1,875 yards without counting for a potential bowl. He will need to average 81 yards through the team's final five games to break Sims' mark. In addition, Saint Juste's single-game average of 156.3 yards per game would be more than 30 yards better than Sims' record of 124.8 per contest in 1992.

**Single-Season Yards**

Rk.	Player	Yards	Year
1.	Travis Sims	1,498	1992
2.	Alex Green	1,199	2010
3.	Albert Holmes	1,146	1972
4.	Paul Harris	1,132	2015
5.	Larry Sherrer	1,129	1971
6.	<b>Diocemy Saint Juste</b>	<b>1,094</b>	<b>2017</b>

**MOVING ON UP**

Diocemy Saint Juste moved up to No. 2 on the school's all-time rushing list with 2,686 yards, trailing only leader Gary Allen, who totaled 3,451 yards from 1978-81. Saint Juste would need to average 153 yards in the team's final five regular season games in order to reach Allen or 128 yards per game if UH plays in a bowl game.

In addition, Saint Juste needs 66 all-purpose yards to break into the school's career Top 10 list. He currently has 3,275 yards which ranks 11th.

**NATION'S LEADERS**

Diocemy Saint Juste's average of 156.3 yards per game ranks fourth nationally and first in the Mountain West while his 1,094 rushing yards is fifth in FBS. The last time a UH player finished in the top 35 nationally was Travis Sims, who was sixth in 1992 (124.8 ypg). Saint Juste's current ranking would be the best ever for a Hawai'i player. UH's best rusher statistically since Sims was Paul Harris in 2015 (94.3 ypg), who was 39th.

**1,000-YARD CLUB**

Diocemy Saint Juste became the first UH player to rush for 1,000 yards in consecutive seasons. He and Gary Allen (1979 and '81) are the only players with multiple 1,000-yard seasons. In addition, this season marks the third consecutive year UH has a 1,000-yard rusher (Paul Harris, 2015), a first in program history. To this point, there have only been 11, 1,000-yard rushing seasons in UH history. By comparison, with UH's strong passing tradition, there have been 19, 1,000-yard receivers.

**SELECT COMPANY**

Diocemy Saint Juste's is one of only two FBS players with three 200-yard rushing games in 2017, along with Wisconsin's Jonathan Taylor. Saint Juste's 241 yards against Nevada is tied for the 12th-best in FBS this season and the most for a UH player since Alex Green rushed for a school-record 327 yards at New Mexico State in 2010. The first player in school history to log multiple 200-yard games, Saint Juste is one of three current FBS players with four career 200-yard games joining Old Dominion's Ray Larwry (4) and New Mexico State's Larry Rose III (4). Saint Juste has four of UH's six 200+ games in the last 20 years.

**BREAKING 100**

Diocemy Saint Juste has made a habit of rushing for 100 yards or more in a game. He has five 100-yard games this season and seven in his last nine contests dating back to last year. The single-season school record for 100-yard games is nine by Travis Sims in 1992. Saint Juste also has 10 career 100-yard games which is tied with Sims for second all-time. Gary Allen is the leader with 15.

**MW'S BEST**

Diocemy Saint Juste has three of the MW's top five rushing games this season. His 241 yards versus Nevada is No. 1 and the most by a MW rusher since Wyoming's Brian Hill ran for 281 yards against Fresno State last season. Saint Juste's 202 yards against San José State and Western Carolina is tied for No. 4. With 2,686 career yards, he is also the MW's active career rushing leader, ahead of CSU's Dalyn Dawkins (2,656) and San Diego State's Rashaad Penny (2,523).

**RUNNING WITH THE 'BOWS**

With an average of 219.1 rushing yards per game, UH ranks fourth in the MW and 26th nationally. It is the highest rushing average by a UH team since 1995 (224.0 ypg). The team's season-high of 299 yards rushing versus Western Carolina was its fifth 299+ performance since 1996. Two of those 299+ totals have come in the last two years under Nick Rolovich, including last season's 344-yard outburst against Nevada. Since 2010, UH has 22, 200+ rushing games with nine in the last two years alone including four this season.

**BAD BREAK**

Slot receiver John Ursua is out for the remainder of the season with a torn ACL in his right knee. The sophomore suffered the injury in the second quarter against San José State. He entered the game leading the nation in receiving yards and was No. 2 in receptions per game. In six games played, he eclipsed 100-yards three times and caught a touchdown in each of the first five games. Ursua was attempting to become the first UH receiver to lead the NCAA in yards. Against UMass, he came within 36 yards of the single-game school record with 272 yards (12 rec.), which continues to be the most in FBS this season and is fourth-best in MW history. His 85-yard touchdown reception against the Minutemen was the fifth-longest pass play in program history.

Ursua is not the only offensive starter to suffer a season-ending injury. Tight end Metuisela 'Unga is out with a foot injury after appearing in only four games this season.

**SLOW STARTS**

The Warriors have either trailed or were tied after the first quarter in six of seven games this season with a 2-4 mark. In two seasons under Nick Rolovich, UH has trailed or were tied after the first quarter in 18 of 21 games with a 7-11 record. In contrast, UH is a perfect 7-0 when leading at the half under Rolovich.

**BIG-PLAY 'BOWS**

The UH offense has been one of the most explosive in the country when it comes to big plays. They're ninth nationally with nine plays of 50+ yards, three of which went for touchdowns.

Overall, Hawai'i has produced 36 explosive plays (20+ yards), which includes a season-high nine versus Colorado State.

On the defensive side of the ball, safety Trayvon Henderson recorded the team's longest play of the season with an 89-yard TD return off a blocked kick. Against UMass, receiver John Ursua had six of his team-leading 10 explosive plays on the season. Dylan Collie and Saint Juste are tied for second on the team with eight explosives.

**ANCHOR OF DEFENSE**

Junior Jahlan Tavai has led the UH defense this season with four games of double digit tackles. The native of Inglewood, Calif., who was among the nation's top tacklers last year, has a team-leading 61 tackles, which is 11th-best in the MW. He also ranks in the MW's Top 10 in sacks (t-6th) and tackles for loss (5th). This year Tavai is on the watch lists for three different awards: the Polynesian College Football Player of the Year and the Chuck Bednarik and Bronco Nagurski awards given to the nation's top defensive player.

**BROWN WINNING QB**

Over the last two seasons, Dru Brown has a career record of 9-8 as the starting quarterback. The last Warrior signal caller to have a better winning percentage was Bryant Moniz who went 18-14 over his career (2009-11). Head coach Nick Rolovich (2000-01) had a career record of 8-4 was the first UH QB to post a winning career record in 10 years when his playing career ended in 2001.

Brown's career-high 391 yards passing against UMass was his second 300-plus yard passing game against the Minutemen (threw for 311 yards last season) and was the most yards by a UH quarterback in a season-opener since Colt Brennan tossed for 416 yards in one half of action against Northern Colorado in 2007.

**BLOCK PARTY**

UH leads the nation with five blocked kicks (4-FG, 1-PAT), three of which came against Western Carolina that set a new single-game school record. Defensive lineman Meffy Koloamatangi blocked two kicks in that game while Viane Moala had one. With a blocked PAT against San José State, Moala now has two on the season and he and Koloamatangi are tied for the national lead with nine others. The team's single-season school record for blocks is eight (1980).

**UH ON NATIONAL TELEVISION**

UH has made 93 all-time appearances on national television and owns a 20-71-2 record. UH has lost 32 of its last 34 games on national television. One of the two wins during that stretch was a win over Middle Tennessee in the 2016 Hawai'i Bowl. UH is 0-3 on national TV this season.

**OTHER NOTABLES**

► UH has been on the losing end of all seven coin tosses this season and has received the opening kick-off in 6-of-7 games.

► UH has the second longest streak in the country at 109 games without allowing a punt block. The best is Auburn who is at 111.

► UH has allowed two kick returns for touchdowns this season, tied for the most in a single-season in

program history (1998, 2001, '07).

▶ UH has three punt returns on the season, which is tied with Missouri for 127th nationally. Only Tulsa and Arkansas have fewer (1).

▶ UH has not attempted a field goal in three of the last four games. In fact, UH has attempted only four field goals all season with one make in the opener versus UMass.

▶ Punter Stan Gaudion does not have a touch-back in 27 punts this season.

▶ The Warriors tallied 14 tackles for loss against Western Carolina, the most by a UH defense since recording 15 against Alabama in 2003.

▶ UH is 6-4 at home under Nick Rolovich. Since 2014, UH is 12-12 at home compared to 5-17 on the road or neutral site.

**AUSSIE, AUSSIE, AUSSIE, (AUSSIE)**

Four players from Down Under grace the 2017 roster and all of them play important roles. Redshirt freshman Stan Gaudion is the starting punter and ranks fifth in the MW with an average of 42.5. He has 12 punts inside the 20 and three 50+. Sophomore Ryan Meskell, who previously played soccer at Lewis & Clark (Ill.), is the primary field goal kicker and handles kickoffs. He is 1-of-4 in field goals with a 29-yarder as his only make and misses of 38, 47, and 50. Sophomore Ben Scruton and redshirt freshman Maxwell Hendrie both play key roles on special teams.

**HAWAI'I IN THE MOUNTAIN WEST**

Hawai'i holds a **9-35 (.186)** record in five seasons in the Mountain West. Hawai'i is 5-17 (.227) in MW home games and are 4-18 (.182) in road games. In 2016, UH's four MW wins and second place finish in the West Division was its best ever.

**UH AT ALOHA STADIUM**

The 2017 campaign is the Rainbow Warriors' 43rd season at Aloha Stadium. The Warriors boast an all-time mark of 196-135-4 for a 59.1 winning percentage in the Halawa venue. UH went 4-3 at Aloha Stadium in 2016, posting its first winning record in the facility since 2011 (4-3). The Warriors are 2-1 at home this season.

**FREQUENT FLYERS**

Through the course of the 12-game slate, the Rainbow Warriors will make six road trips and play in four different time zones. UH will rack up 38,392 miles by air during the season. The "Road Warriors" will also log 700 miles by bus.

Of course this type of travel is nothing new for the Warriors who averaged more than 43K miles in the each of the previous two seasons.

Destination	Opponent	RT Air Miles
New York	UMass	9,962
Los Angeles	UCLA	5,110
Denver	Wyoming	6,728
Oakland/Reno	Nevada	5,180
Las Vegas	UNLV	5,524
Salt Lake City	Utah State	5,888
<b>Total Miles</b>		<b>38,392</b>

**ROAD WARRIORS**

From 2012-15, the Warriors were 1-23 on the road. UH snapped a 13-game non-conference road losing streak with a season-opening win at UMass

to open 2017. Since head coach Nick Rolovich took over last season, UH is 4-7 away from home (includes neutral site loss to Cal last year) with a 1-3 mark this season.

**NFL WARRIORS**

Two former Warriors are currently on NFL 53-man squads - rookie punter/kicker Rigoberto Sanchez (Indianapolis) and second-year receiver Trevor Davis (Green Bay). Davis started his career at UH before finishing at Cal. In addition, three others are on practice squads - LB Jerrol Garcia-Williams (Denver), WR Marcus Kemp (Kansas City) and OL Leo Koloamatangi (Detroit).

**NOT JUST ROLO**

Nick Rolovich isn't the only former Warrior in the FBS coaching ranks joining Syracuse's Dino Babers ('83) and Navy's Ken Nuimatalolo ('89). In addition, Army HC Todd Monken received a graduate degree from UH in 1991.

**AVOIDING THE SOPHOMORE JINX?**

Nick Rolovich looks to avoid the fate of his three predecessors who each saw their win totals drop in their second seasons. Rolovich was an assistant under Greg McMackin and a quarterback under June Jones. Both coaches led their team to a bowl game in their first seasons, but suffered losing records the next year. Rolovich will aim to be the first coach in program history to guide his team to back-to-back bowls in the first two years.

Coach	Year 1	Year 2	Win Diff
Norm Chow	3-9	1-11	-2
Greg McMackin	7-7	6-7	-1
June Jones	9-4	3-9	-6

**GREEN & WHITE LIDS**

For the 2017 season, the team unveiled new green matte helmets which the Warriors have worn primarily at home. Last year, UH used white helmets throughout the entire season, the first time since 1998 the Warriors did so. UH has continued to use the white helmets on the road with the exception of the Nevada game which the team wore the matte greens.

**LIKE FATHER, LIKE SON**

A total of six Rainbow Warriors have fathers who also suited up for UH. That number is tied for sixth most in the FBS. Clemson and Michigan lead the nation with nine.

Player	Father (Years Played)
Frank Abreu	Sean Abreu (1988-90)
Shawn McCarthy	Thomas McCarthy (1982-84)
Kumoku Noa	Henry Noa (1972-73)
Austin Pang Kee	Tony Pang Kee (1990-91)
Keala Santiago	Louis Santiago (1981-85)
Tumua Tuinei	Tom Tuinei (1976)

**ALL IN THE FAMILY**

▶ Freshman twins **Kade Greeley** (TE) and **Karson Greeley** (QB) not only excelled in football at Vista Murrieta High in California, but also in volleyball. Their older sister Kalei is a senior outside hitter for the Wahine volleyball team.

▶ Junior LB **KK Padello**, a former Hawai'i prep state defensive player of the year, joined the team this year after playing at Southern Oregon and serving in the Hawai'i National Guard. His younger brother is second-year DL **Kaimana Padello**.

▶ Freshman WR **Drake Stallworth**'s cousin Jaaron Stallworth joined the UH basketball team this summer as a junior college transfer. Jaaron's brother Keoni is a redshirt freshman defensive back at conference rival San Diego State.

▶ JC transfer **Manu Hudson-Rasmussen**'s first cousin Kory Rasmussen was a starting defensive lineman for the Warriors the past two seasons.

▶ Freshman defensive lineman **Makai Manuwai**'s cousin is a distinguished UH alum. Vince Manuwai was a UH All-American in 2002 at offensive guard, before enjoying an eight-year career with the NFL's Jacksonville Jaguars.

**NAOTALA ON THE MEND**

Kalepo Naotala, a freshman from Virginia suffered a serious spinal cord injury on July 1, 2017 while diving near Waikiki Beach. After receiving treatment at The Queen's Medical Center, Naotala was transferred to Craig Hospital in Englewood, Colo., for further rehabilitation, and where the team visited him during its road trip to Wyoming. The College Football Assistance Fund (CFAF) provided a \$10,000 grant to help with expenses. UH also established a "Friends of Kalepo Naotala Fund" at the Bank of Hawaii-Moiliili Branch.

**DIVERSITY U**

UH is the most diverse squad in the country with players from 19 different states, encompassing six time zones (Hawaiian, Alaskan, Pacific, Mountain, Central and Eastern time). More than half of the 116-man roster hails from Hawai'i (41) and California (34). The Rainbow Warriors also boast players from Australia (4), Canada (1), Japan (1) and American Samoa (7). Oregon State is second in the country with 12 players from Hawai'i.

**'BOW BITS**

▶ **Tumua Tuinei** has a part-time gig as a stand-up comedian and was the opening act of a comedy show this summer.

▶ **John Ursua** is fluent in French after serving a two-year mission in Paris. **Hekili Keililiki** is fluent in Mandarin after serving a two-year mission in Brisbane, Australia. **Dylan Collie** and **Noah Borden** also served a Mormon missions (Richmond, Va. and Las Vegas, Nev.).

▶ **Larry Tuileta** joined the team after competing with the U.S. Volleyball Team at the Pan American Cup this summer. A 2017 AVCA All-American, he is UH's first dual-sport male athlete since Jeremiah Ostrowski suited up for football (WR) and basketball (PG) teams during the 2011 and '12 seasons.

▶ **Jahlani Tavai** is not only an outstanding football player, but was also a standout rugby player. He earned high school All-American honors and a spot on the U18 U.S. National Team. His cousin is former rugby star Peter Schuster.

▶ **Asotul Eli** was born in Canada and graduated from high school at Kealakehe on Hawai'i Island, but was raised in Samoa where his father Vaeluaga was a tribal chief.

▶ At 27 years of age, **Terrence Sayles** is tied for the 8th oldest player in FBS and oldest in the MW and is one of only 10 players at 27+. Prior to UH, Sayles spent five years in the U.S. Army.

## GENERAL NOTES

## HAWAI'I VS. SAN DIEGO STATE (OCT. 28, 2017)

### INDIVIDUAL STATS & STREAKS

**300+ yd Pass Games**    **2017**    **Streak**    **Career**  
Dru Brown                            2           -           4

**100+ yd Rush Games**    **2017**    **Streak**    **Career**  
Diocemy Saint Juste            5           2           10

**100+ yd Rec. Games**    **2017**    **Streak**    **Career**  
John Ursua                            3           -           5  
Dylan Collie                           2           -           3  
Devan Stubblefield               -           -           2

**Consecutive Games With A Catch**  
17, John Ursua

**Consecutive Attempts Without An INT**  
31, Dru Brown  
Last INT: at Nevada (10/7/17)

**Consec. Attempts Without A Fumble Lost**  
37, Diocemy Saint Juste  
Last fumble lost: vs. San Jose State (10/14/17)

**Consec. Starts (O):** John Wa'a (OL) - 21  
**Consec. Starts (D):** Jahlani Tavai (LB) - 21

### CURRENT TEAM STREAKS

**Home Wins: 1**  
last loss: Colorado State (21-51), 9/30/17

**Road Losses: 3**  
last win: at UMass (38-35), 8/26/17

**Conference Wins: 1**  
last win: at Nevada (21-35), 10/7/17

**Conference Home Wins: 1**  
last loss: Colorado State (21-51), 9/30/17

**Conference Road Losses: 2**  
last win: at Fresno State (14-13), 11/19/16

**Non-Conference Home Wins: 8**  
last loss: Oregon State (30-38), 9/6/14

**Non-Conference Road Losses: 1**  
last win: at UMass (38-35), 8/26/17

### UH IN THE MW/NCAA RANKINGS

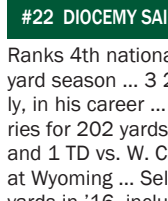
Team	STAT	MW	NCAA
Scoring Offense	28.9	6	63
Scoring Defense	35.6	9	109
Passing Offense	261.0	3	42
Passing Defense	294.7	12	127
Rushing Offense	219.1	4	26
Rushing Defense	183.7	7	89
Total Offense	480.1	2	18
Total Defense	478.4	9	117
Passing Efficiency	141.3	4	46
Passing Efficiency Defense	175.0	12	128
3rd Down Conversions	43.5%	3	40
Opp. 3rd Down Conversions	50.0%	12	125
4th Down Conversions	41.2%	6	96
Opp. 4th Down Conversions	63.6%	10	101
Sacks By	19	T2	T26
Sacks Against	14	T6	68
Turnover Margin	-0.29	9	84
Time of Possession	32:58	2	14
Red Zone Offense	71.4%	11	117
Red Zone Defense	75.9%	3	28
Kickoff Return Average	21.3	7	64
Punt Return Average	4.7	11	99
Net Punting	38.0	4	66

### NOTABLE PLAYERS



**#2 DRU BROWN** | QB | 6-0 | 200 | Jr. | San Mateo, Calif. | College of San Mateo

Ranks 32nd nationally in passing (259.4 ypg), 33rd in total offense (265.0), and 40th in passing efficiency (141.2) ... Career-high 391 yards on 25-of-38 passing with 3 TDs (including 1 rushing) in season-opening win over UMass ... Career-high in completions (31) and attempts (47) vs. Colorado State ... Also passed for 362 yards and 2 TDs vs. Cowboys ... Threw for 154 yards and 2 TDs vs. Western Carolina ... Tossed 2 TDs and 227 yards vs. UCLA and 2 TDs and 229 yards at Nevada... One of four team captains this year ... Averaged 228.3 ypg and had 19 TD passes in 10 starts in 2016.



**#22 DIOCEMY SAINT JUSTE** | RB | 5-8 | 195 | Sr. | Boynton Beach, Fla. | Santaluces HS

Ranks 4th nationally and 1st in the MW in rushing (156.3 ypg) ... 2nd straight 1,000-yard season ... 3 200-yard and 5 100-yard games in '17 ... Has 4 and 10, respectively, in his career ... Career-high 241 yards and 1 TD at Nevada ... School-record 39 carries for 202 yards and career-high 2 TDs vs. San Jose State ... 202 yards (25 carries) and 1 TD vs. W. Carolina ... 154 yards (27 carries) vs. UCLA ... 120 yards (26 carries) at Wyoming ... Selected to the Doak Walker Award Watch List ... Finished with 1,006 yards in '16, including 205 yards (19 carries, 10.8 ypc) vs. Nevada (10/1/16).




**#50 DEJON ALLEN** | OL | 6-3 | 290 | Sr. | Compton, Calif. | Dominguez HS

Saw streak of 42 straight starts dating back to his redshirt freshman season come to an end vs. Colorado State (head) ... Second straight year starting at left tackle ... Preseason All-Mountain West ... Two-time All-Mountain West pick (2016 - 2nd TM/2015 - HM) ... Started at guard first 2 years ... Graded out 90 percent or above in all 14 games in 2016 ... Did not give up a single sack all season during drop-back pass plays ... Has started 44 of 45 career games.



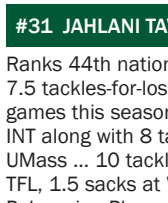
**#23 DYLAN COLLIE** | WR/PR | 5-10 | 175 | Jr. | El Dorado Hills, Calif. | BYU

3rd on the team with 24 receptions for 288 yards and 2 TDs ... Has 2 100-yard receiving games in '17 and 3 in his career ... Tied career-high with 7 catches (104 yards) vs. Western Carolina ... 5 catches for 100 yards vs. Colorado State ... Has 8 explosive plays (20+ yards) this season - 7 receiving, 1 rushing ... Has a reception in 6 of 7 games ... Season-long 50-yard reception vs. WCU ... Career-high 113 yards at New Mexico (10/17/15) ... Career totals of 86 receptions for 952 yards and 7 TDs.



**#39 TRAYVON HENDERSON** | DB | 6-0 | 200 | Sr. | Sacramento, Calif. | Grant Union HS

Missed the SJSU game due to injury (leg) ... 2nd career TD scoring off a blocked kick vs. Western Carolina ... Season-high 8 tackles with 1 PBU at Nevada ... Tallied 5 tackles in season-opening win over UMass ... One of four team captains this year ... 2016 All-Mountain West Honorable mention and 2017 Preseason All-MW ... Team's Coach Bob Wagner Defensive MVP in '16 ... Ranked 2nd on team with 90 tackles ... Appeared in 43 career games with 32 starts at safety.



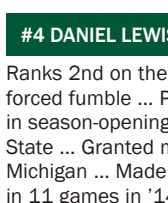
**#31 JAHLANI TAVAI** | LB | 6-4 | 235 | Jr. | Inglewood, Calif. | Mira Costa HS

Ranks 44th nationally in tackles (8.7 pg) ... Leads team with 61 tackles (39 solo) and 7.5 tackles-for-loss ... Also has 3.5 sacks in '17 and 13.5 in his career ... 4 10+ tackle games this season, including career-high 14 against Colorado State ... 2nd career INT along with 8 tackles vs. San Jose State ... 13 tackles and 2 sacks in opener vs. UMass ... 10 tackles and 1 fumble recovery vs. Western Carolina ... 10 tackles, 2.5 TFL, 1.5 sacks at Wyoming ... Selected to the Chuck Bednarik, Bronco Nagurski, and Polynesian Player of the Year watch lists ... 2016 All-Mountain West first team.



**#97 MEFFY KOLOAMATANGI** | DL | 6-5 | 240 | Sr. | East Palo Alto, Calif. | Woodside HS

Leads the team with 4 sacks ... Tied for the national lead with two blocked kicks, both of which occurred vs. Western Carolina ... Had 5 tackles and 1 sack in season-opener versus UMass ... Recovered fumble and had 3 quarterback hurries vs. San Jose State ... Has 7 career sacks ... Named to the 2017 Polynesian College Football Player of the Year Watch List ... 2016 All-Mountain West Honorable mention ... Older brother Leo is a former UH offensive lineman and Detroit Lions practice squad member.



**#4 DANIEL LEWIS, JR.** | DB | 5-11 | 190 | Jr. | New Iberia, La. | New Iberia HS

Ranks 2nd on the team with 39 tackles (30 solo) ... Also has 3 PBU, 1 INT, and 1 forced fumble ... Posted 6 tackles, INT and FFvs. Western Carolina ... Tallied 8 tackles in season-opening win over UMass and at Nevada ... 7 tackles, all solo, vs. Colorado State ... Granted medical hardship in '16 after suffering a season-ending injury vs. Michigan ... Made 10 starts in '15 and finished with 47 tackles (34 solo) ... Appeared in 11 games in '14, making 2 starts at safety and 2 at nickelback and had 2 INT.





**NICK ROLOVICH**  
 Head Coach, 2nd Season  
 Overall Record: 10-11  
 MW Record: 5-7  
 @NickRolovich

In just his first season as head coach, former Warrior quarterback Nick Rolovich reinvigorated a University of Hawai'i football program and returned it back to national relevancy both on the field and in the football community.

His "Live Aloha, Play Warrior" and "Pride Rock" slogans, which echoed throughout his introductory press conference, were the foundation of his inaugural season of 2016 that saw the Rainbow Warriors reach a bowl game for the first time in six years. In addition, his witty theatrics helped promote the program off the field through numerous ESPN SportsCenter Top Plays and viral videos across social media. He also re-energized a fan base, including the alumni with the help of three of his former UH teammates on the coaching staff.

Most importantly, the Warriors won on the field finishing with seven wins capped by a 52-35 victory over Middle Tennessee in the Hawai'i Bowl, while snapping a five-year losing drought. When he took over the program as the fifth-youngest head coach in NCAA Division I FBS at the age of 37 after a four-year stint as Nevada's offensive coordinator, Rolovich promised a refined offense and he came through in the form of a 1,000-yard rusher and a 1,000-yard receiver for just the second time in program history.

Also in 2016, the Warriors scored 30 or more points eight times, its most since 2010, when Rolovich was UH's offensive coordinator. The team rushed for an average of 163.8 yards per game, its highest output since 1995. UH won three road games and finished runner-up in the West Division of the Mountain West, its highest finish since joining the league in 2012.

Rolovich became the 23rd head coach for the Rainbow Warrior program when he was hired in December 2015. Regarded as one of the top offensive minds in the country, Rolovich has proven an accomplished play-caller in operating the Run and Shoot, as well as the Pistol offense.

While the offensive coordinator at Nevada from 2012-15, the Wolf Pack offense ranked as high as eighth nationally in total offense, while making three bowl games.

Meanwhile, Rolovich's first coaching stint at UH was wildly productive from 2008-11, directing one of the top passing offenses in the nation. He was the quarterbacks coach all four seasons and spent the final two years as the Warriors' offensive coordinator. In 2010, Hawai'i led the nation in passing offense (394.3 ypg) and finished sixth in total offense (500.6 ypg).

Rolovich was a two-year letterwinner at quarterback for Hawai'i from 2000-01, starting the bulk of the 2001 season and leading the team to an 8-1 record as a starter. He passed for 4,176 career yards and 40 touchdowns and still holds six school passing records. As a senior that season, he ranked 10th nationally in passing efficiency with a 150.5 rating and broke 19 school passing and eight total offense records.

COACHES NOTES

► **Nick Rolovich** is one of 22 head coaches in the FBS who've returned to lead their alma mater and among those the second youngest to Kliff Kingsbury of Texas Tech just five months his elder. Of the 22 HCs, 13 were QBs. Rolovich is also the 10th youngest head coach in FBS.

► UH boasts four former Warriors on its full-time coaching staff; Rolovich, **Brian Smith** (OC/RB), **Craig Stutzmann** (QB) and **Abe Elimimian** (DB). All four were teammates on the 2001 squad that finished 9-3. Rolovich (QB), Smith (C), and Stutzmann (WR) were senior starters on offense, while Elimimian was a redshirt freshman who started six games at cornerback.

► Rolovich enjoyed a six-year pro football career before going into coaching. He played two years in the Arena Football League and is one of seven current FBS head coaches to play in the AFL - Bret Bielema (Arkansas), Jumbo Fischer (Florida St), Justin Fuente (Virginia Tech), Scotty Montgomery (East Carolina), Tim Lester (Western Michigan), and Mike Neu (Ball St).

► At 24 years, **Sean Duggan** is the youngest assistant coach in the FBS. Duggan finished his playing career in 2014 at Boston College before serving as a defensive graduate assistant.

► Special teams coordinator **Mayur Chaudhari** is the son-in-law of Dick Tomey, former head coach at Hawai'i, Arizona, and San José State. Chaudhari served as a graduate assistant at San José State under Tomey, coaching special teams, the secondary and linebackers.

► Offensive line coach **Chris Naeole** left the coaching staff after the team's fifth game of the season. Naeole spent four-plus seasons with UH on both Norm Chow and Nick Rolovich's staffs. He was the interim head coach for the final four games of the 2015 season.

► After spending 2016 as UH's defensive line coach, **Legi Suaiauno** takes over as defensive coordinator this season. It will be his second stint as defensive coordinator and first on the FBS level after serving at the same capacity at Eastern Oregon in 2009.

► Wide receivers coach **Kefense Hynson** has served as an offensive coordinator at three different schools, including Montana, where he coached alongside current UH defensive coordinator Legi Suaiauno.

► **Jacob Yoro**, the newest member of the staff, is one of two Hawai'i natives on staff along with **Craig Stutzmann**. Like Stutzmann, Yoro played prep football at nearby Saint Louis School under legendary high school coach and former UH assistant Cal Lee.

► With the departure of Naeole, the average age of the 9-member coaching staff is 35.8.

THE ROLOVICH FILE

PERSONAL

Hometown: Novato, Calif.

EDUCATION

Bachelor's: Hawai'i, 2004  
 Master's: New Mexico Highlands, 2007

PLAYING EXPERIENCE

City College of San Francisco (1998-99); Hawai'i (2000-01); Rhein Fire [NFL Europe] (2002-03); San Jose SaberCats [Arena] (2004-05); Arizona Rattlers [AFL] (2006); Chicago Rush [AFL] (2006); Las Vegas Gladiators [AFL] (2007)

COACHING RESUME

Years	School/Team	Position
2016-	Hawai'i	Head Coach
2012-15	Nevada	Offensive Coordinator/QBs
2010-11	Hawai'i	Offensive Coordinator/QBs
2008-09	Hawai'i	Quarterbacks
2006-07	C.C. of San Francisco	Quarterbacks
2003-04	Hawai'i	Student Assistant
2002	San Marin (Calif.) HS	Assistant Coach

YEAR-BY-YEAR RECORD AS A HEAD COACH

Year	Team	Total Conf.		
		W-L	Finish	Bowl/Playoffs
2016	Hawai'i (MW)	7-7	T2nd	Hawai'i
2017	Hawai'i (MW)	3-4	-	-
<b>Total</b>		<b>10-11</b>		

COACHING STAFF



**Brian Smith**  
 Offensive Coordinator/  
 Running Backs  
 BOOTH



**Legi Suaiauno**  
 Defensive Coordinator/  
 Defensive Tackles  
 BOOTH



**Mayur Chaudhari**  
 Special Teams Coord./  
 Defensive Ends  
 FIELD



**Craig Stutzmann**  
 Passing Game Coord./  
 Quarterbacks  
 FIELD



**Sean Duggan**  
 Linebackers  
 FIELD



**Abe Elimimian**  
 Secondary  
 FIELD



**Kefense Hynson**  
 Wide Receivers  
 BOOTH



**Jacob Yoro**  
 Safeties  
 FIELD

Graduate Assistants: Makana Garrigan (LB-Booth), Marc Moody (DL-Booth), John Estes (OL-Field), Mikahael Waters (WR/TE-Field)

**2017 MW STANDINGS**

<b>MOUNTAIN Division (Coaches/AP)</b>	<b>MW</b>	<b>Pct</b>	<b>Home</b>	<b>Away</b>	<b>Overall</b>	<b>Pct</b>	<b>Home</b>	<b>Away</b>	<b>Neut</b>	<b>Streak</b>
Colorado State (RV/NR)	4-0	1.000	1-0	3-0	6-2	.750	3-0	3-1	0-1	W4
Boise State (RV/NR)	3-0	1.000	2-0	1-0	5-2	.714	3-1	2-1	0-0	W3
Wyoming	2-1	.667	1-0	1-1	4-3	.571	3-1	1-2	0-0	L1
Utah State	2-2	.333	0-2	1-0	4-4	.429	2-2	2-2	0-0	W1
Air Force	2-2	.333	1-1	0-1	3-4	.429	2-1	1-3	0-0	W2
New Mexico	1-3	.333	1-1	0-2	3-4	.429	2-2	1-2	0-0	L2

<b>WEST Division (Coaches/AP)</b>	<b>MW</b>	<b>Pct</b>	<b>Home</b>	<b>Away</b>	<b>Overall</b>	<b>Pct</b>	<b>Home</b>	<b>Away</b>	<b>Neut</b>	<b>Streak</b>
Fresno State	4-0	1.000	2-0	2-0	5-2	.714	3-0	2-2	0-0	W4
San Diego State (RV/RV)	2-2	.500	0-2	2-0	6-2	.750	3-2	3-0	0-0	L2
<b>Hawai'i</b>	<b>1-3</b>	<b>.250</b>	<b>1-1</b>	<b>0-2</b>	<b>3-4</b>	<b>.429</b>	<b>2-1</b>	<b>1-3</b>	<b>0-0</b>	<b>W1</b>
UNLV	1-3	.250	1-2	0-1	2-5	.286	1-3	1-2	0-0	L3
Nevada	1-3	.250	1-1	0-1	1-7	.125	1-3	0-4	0-0	L2
San José State	0-4	.000	0-2	0-2	1-7	.125	1-3	0-4	0-0	L6



**PLAYERS OF THE WEEK**

- Offense**
- S 4 \_\_\_\_\_ Rashaad Penny, SDSU
  - S 11 \_\_\_\_\_ Rashaad Penny, SDSU
  - S 18 \_\_\_\_\_ Rashaad Penny, SDSU
  - S 25 \_\_\_\_\_ Rashaad Penny, SDSU
  - O 2 \_\_\_\_\_ Richard McQuarley, UNM
  - O 9 \_\_\_\_\_ Kelton Moore, NEV
  - O 16 \_\_\_\_\_ Michael Gallup, CSU
  - O 23 \_\_\_\_\_ Jordan Love, USU
  - O 30 \_\_\_\_\_ \_\_\_\_\_
  - N 6 \_\_\_\_\_
  - N 13 \_\_\_\_\_
  - N 20 \_\_\_\_\_
  - N 27 \_\_\_\_\_

- Defense**
- S 4 \_\_\_\_\_ Jake Rothschilder, UNM
  - S 11 \_\_\_\_\_ Noble Hall, SDSU
  - S 18 \_\_\_\_\_ Kameron Kelly, SDSU
  - S 25 \_\_\_\_\_ Andrew Wingard, WYO
  - O 2 \_\_\_\_\_ Jalen Davis, USU
  - O 9 \_\_\_\_\_ Juju Hughes, FRES
  - O 16 \_\_\_\_\_ Carl Granderson, WYO
  - O 23 \_\_\_\_\_ Jeffrey Allison, FSU
  - O 30 \_\_\_\_\_ \_\_\_\_\_
  - N 6 \_\_\_\_\_
  - N 13 \_\_\_\_\_
  - N 20 \_\_\_\_\_
  - N 27 \_\_\_\_\_

- Special Teams**
- S 4 \_\_\_\_\_ Avery Williams, BSU
  - S 11 \_\_\_\_\_ Rashaad Penny, SDSU
  - S 18 \_\_\_\_\_ Bryce Crawford, SJSU
  - S 25 \_\_\_\_\_ Jason Sanders, UNM
  - O 2 \_\_\_\_\_ Juwan Washington, SDSU
  - O 9 \_\_\_\_\_ DJ Nelson, USU
  - O 16 \_\_\_\_\_ Avery Williams, BSU
  - O 23 \_\_\_\_\_ Luke Strelbel, AF
  - O 30 \_\_\_\_\_ \_\_\_\_\_
  - N 6 \_\_\_\_\_
  - N 13 \_\_\_\_\_
  - N 20 \_\_\_\_\_
  - N 27 \_\_\_\_\_

**2017 MW PREDICTED ORDER**

- West Rank (1st Place Votes) \_\_\_\_\_ Points**
1. San Diego State (28) \_\_\_\_\_ 168
  2. **Hawai'i** \_\_\_\_\_ **135**
  3. UNLV \_\_\_\_\_ 105
  4. Nevada \_\_\_\_\_ 79
  5. San José State \_\_\_\_\_ 54
  6. Fresno State \_\_\_\_\_ 47

- Mountain Rank (1st Place Votes) \_\_\_\_\_ Points**
1. Boise State (21) \_\_\_\_\_ 161
  2. Colorado State (6) \_\_\_\_\_ 135
  3. Wyoming (1) \_\_\_\_\_ 114
  4. Air Force \_\_\_\_\_ 82
  5. New Mexico \_\_\_\_\_ 68
  6. Utah State \_\_\_\_\_ 28

**PRESEASON ALL-MW**

**Off. Player of the Year:** Josh Allen, QB, Wyoming  
**Def. Player of the Year:** Andrew Wingard, DB, Wyoming  
**ST Player of the Year:** Rashad Penny, KR, SDSU

**Offense**

- QB Josh Allen, Wyoming
- WR Michael Gallup, Colorado State
- WR Devonte Boyd, UNLV
- RB Rashaad Penny, San Diego State
- RB Tyrone Owens, New Mexico
- OL Jake Bennett, Colorado State
- OL Austin Corbett, Nevada
- OL Dejon Allen, Hawai'i
- OL Aaron Jenkins, New Mexico
- OL Mason Hampton, Boise State
- TE David Wells, San Diego State

**Defense**

- DL David Moe, Boise State
- DL Malik Reed, Nevada
- DL Garrett Hughes, New Mexico
- DL Mike Hughes Jr., UNLV
- LB Jahlani Tavai, Hawai'i
- LB Logan Wilson, Wyoming
- LB Frank Ginda, San José State
- DB Andrew Wingard, Wyoming
- DB Andre Chachere, San José State
- DB Tyler Horton, Boise State
- DB Trayvon Henderson, Hawai'i

**Specialists**

- P Michael Carrizosa, San José State
- PK John Baron II, San Diego State
- Ret. Rashad Penny, San Diego State

**NATIONAL POLLS**

**ASSOCIATED PRESS**

(Week 9; Oct. 22)

**Rk Team (1st place)**

- 1 Alabama (61)
- 2 Penn State
- 3 Georgia
- 4 TCU
- 5 Wisconsin
- 6 Ohio State
- 7 Clemson
- 8 Miami
- 9 Notre Dame
- 10 Oklahoma
- 11 Oklahoma State
- 12 Washington
- 13 Virginia Tech
- 14 NC State
- 15 Washington State
- 16 Michigan State
- 17 South Florida
- 18 UCF
- 19 Auburn
- 20 Stanford
- 21 USC
- 22 West Virginia
- 23 LSU
- 24 Memphis
- 25 Iowa State

*bold = 2017 opponent*

**AMWAY COACHES**

(Week 9; Oct. 22)

**Rk Team (1st place)**

- 1 Alabama (63)
- 2 Penn State
- 3 Georgia
- 4 TCU
- 5 Wisconsin
- 6 Ohio State
- 7 Clemson
- 8 Miami
- 9 Oklahoma
- 10 Notre Dame
- 11 Washington
- 12 Oklahoma State
- 13 Virginia Tech
- 14 South Florida
- 15 NC State
- 16 Washington State
- 17 UCF
- 18 Michigan State
- 19 Auburn
- 20 Stanford
- 21 USC
- 22 West Virginia
- 23 LSU
- 24 Texas A&M
- 25 Michigan

**RAINBOW WARRIORS ON "WATCH LISTS"**

**Chuck Bednarik Award Watch List:** Jahlani Tavai, LB, Jr.

**Bronco Nagurski Award Watch List:** Jahlani Tavai, LB, Jr.

**Doak Walker Award Watch List:** Diocemy Saint Juste, RB, Sr.

**Mackey Award Watch List:** Metuisela 'Unga, TE, Sr.

**Rimington Award Watch List:** Asotui Eli, OL, Jr.

**Wuerffel Trophy Watch List:** Noah Borden, LS, Jr.

**Polynesian College Football Player of the Year:** Asotui Eli, OL, Jr.; Meffy Koloamatangi, DL, Sr. Viane Moala, DL, So.; Jahlani Tavai, LB, Jr.; Metuisela 'Unga, TE, Sr.; John Ursua, WR, So.

## OFFENSE

<b>LT</b>	<b>50</b>	<b>Dejon Allen</b>	<b>6-3</b>	<b>290</b>	<b>Sr.</b>	<b>Compton, Calif.</b>
	67	Brandon Kipper	6-6	270	Fr.	Caldwell, Idaho
<b>LG</b>	<b>51</b>	<b>John Wa'a</b>	<b>6-4</b>	<b>315</b>	<b>Sr.</b>	<b>Hau'ula, O'ahu</b>
	77	Alesana Sunia	6-3	305	Fr.	Leone, American Samoa
<b>C</b>	<b>65</b>	<b>Asotui Eli</b>	<b>6-4</b>	<b>315</b>	<b>Jr.</b>	<b>Kailua-Kona, Hawai'i</b>
	63	Taaga Tuulima	6-2	280	Fr.	'Ewa Beach, O'ahu
<b>RG</b>	<b>57</b>	<b>J.R. Hensley</b>	<b>6-5</b>	<b>310</b>	<b>So.</b>	<b>Edmond, Okla.</b>
	64	Fred Ulu-Perry	6-2	305	So.	Honolulu, Hawai'i
<b>RT</b>	<b>60</b>	<b>Chris Posa</b>	<b>6-4</b>	<b>290</b>	<b>Sr.</b>	<b>Commerce, Mich.</b>
	72	Matt Norman	6-5	270	Sr.	Monrovia, Calif.
<b>TE</b>	<b>45</b>	<b>Dakota Torres</b>	<b>6-2</b>	<b>245</b>	<b>Jr.</b>	<b>Wai'anae, O'ahu</b>
	83	Kade Greeley	6-6	225	Fr.	Murrieta, Calif.
<b>X</b>	<b>12</b>	<b>Keelan Ewaliko</b>	<b>5-11</b>	<b>200</b>	<b>Sr.</b>	<b>Wailuku, Maui</b>
	85	Marcus Armstrong-Brown	6-3	200	Jr.	Napa, Calif.
<b>Z</b>	<b>80</b>	<b>Ammon Barker</b>	<b>6-4</b>	<b>215</b>	<b>Sr.</b>	<b>Salt Lake City, Utah.</b>
	84	Isaiah Bernard	6-1	190	Sr.	Santa Clarita, Calif.
<b>H</b>	<b>23</b>	<b>Dylan Collie</b>	<b>5-10</b>	<b>175</b>	<b>Jr.</b>	<b>El Dorado Hills, Calif.</b>
	30	Davine Tullis	6-1	195	So.	Seattle, Wash.
<b>RB</b>	<b>22</b>	<b>Diocemy Saint Juste</b>	<b>5-8</b>	<b>195</b>	<b>Sr.</b>	<b>Boynton Beach, Fla.</b>
	48	Ryan Tuiasoa	5-11	210	Sr.	Kailua, O'ahu
<b>QB</b>	<b>2</b>	<b>Dru Brown</b>	<b>6-0</b>	<b>200</b>	<b>Jr.</b>	<b>San Mateo, Calif.</b>
	13	Cole McDonald	6-4	200	Fr.	La Mirada, Calif.

## DEFENSE

<b>DE</b>	<b>97</b>	<b>Meffy Koloamatangi</b>	<b>6-5</b>	<b>240</b>	<b>Sr.</b>	<b>East Palo Alto, Calif.</b>
	43	Tevarua Eldridge	6-2	230	Jr.	Wailuku, Maui
<b>NT</b>	<b>91</b>	<b>Samiuela Akoteu</b>	<b>6-2</b>	<b>320</b>	<b>So.</b>	<b>Inglewood, Calif.</b>
	8	Penitito Faalologo	5-11	300	Sr.	Pago Pago, American Samoa
<b>DT</b>	<b>98</b>	<b>Viane Moala</b>	<b>6-7</b>	<b>270</b>	<b>So.</b>	<b>'Ili'ili, American Samoa</b>
	66	Eperone Moananu	6-2	290	So.	Pago Pago, American Samoa
<b>DE</b>	<b>3</b>	<b>David Manoa</b>	<b>6-3</b>	<b>240</b>	<b>Sr.</b>	<b>Hayward, Calif.</b>
	99	Zeno Choi	6-3	260	Jr.	Honolulu, O'ahu
<b>SAM</b>	<b>27</b>	<b>Solomon Matautia</b>	<b>6-1</b>	<b>230</b>	<b>So.</b>	<b>'Ewa Beach, Calif.</b>
	10	Jeremiah Pritchard	6-0	210	So.	Leone, American Samoa
<b>MIKE</b>	<b>31</b>	<b>Jahlani Tavai</b>	<b>6-4</b>	<b>235</b>	<b>Jr.</b>	<b>Inglewood, Calif.</b>
	33	Penei Pavihi	6-2	230	Fr.	Pago Pago, American Samoa
<b>WILL</b>	<b>44</b>	<b>Russell Williams, Jr.</b>	<b>6-1</b>	<b>230</b>	<b>Sr.</b>	<b>Elk Grove, Calif.</b>
	40	Dany Mulanga	6-3	200	Jr.	Bedford, Texas
<b>CB</b>	<b>17</b>	<b>Terrance Sayles</b>	<b>6-3</b>	<b>195</b>	<b>Jr.</b>	<b>Kerens, Texas</b>
	14	Manu Hudson-Rasmussen	6-0	185	Jr.	Tigard, Ore.
<b>S</b>	<b>39</b>	<b>Trayvon Henderson</b>	<b>6-0</b>	<b>200</b>	<b>Sr.</b>	<b>Sacramento, Calif.</b>
	16	Kalen Hicks	6-3	200	So.	Las Vegas, Nev.
	-or- 11	Jay Dominique	6-2	190	Fr.	Montreal, Canada
<b>S</b>	<b>4</b>	<b>Daniel Lewis, Jr.</b>	<b>5-11</b>	<b>180</b>	<b>Jr.</b>	<b>New Iberia, La.</b>
	13	Keala Santiago	6-0	200	So.	Hau'ula, O'ahu
<b>CB</b>	<b>18</b>	<b>Rojesterman Farris II</b>	<b>6-1</b>	<b>180</b>	<b>So.</b>	<b>Coral Springs, Fla.</b>
	19	Eugene Ford	6-2	195	Fr.	Venice, Calif.

## SPECIALISTS

<b>PK</b>	<b>94</b>	<b>Ryan Meskill</b>	<b>6-0</b>	<b>180</b>	<b>So.</b>	<b>Gold Coast, Australia</b>
	-or- 46	Alex Trifonovitch	6-1	180	So.	Honolulu, O'ahu
<b>KO</b>	<b>94</b>	<b>Ryan Meskill</b>	<b>6-0</b>	<b>180</b>	<b>So.</b>	<b>Gold Coast, Australia</b>
	46	Alex Trifonovitch	6-1	180	So.	Honolulu, O'ahu
<b>P</b>	<b>99</b>	<b>Stan Gaudion</b>	<b>6-3</b>	<b>210</b>	<b>Fr.</b>	<b>Melbourne, Australia</b>
	46	Alex Trifonovitch	6-1	180	So.	Honolulu, O'ahu
<b>LS</b>	<b>1</b>	<b>Noah Borden</b>	<b>6-1</b>	<b>215</b>	<b>Jr.</b>	<b>Pearl City, O'ahu</b>
<b>HOLD</b>	<b>99</b>	<b>Stan Gaudion</b>	<b>6-3</b>	<b>210</b>	<b>Fr.</b>	<b>Melbourne, Australia</b>
<b>PR</b>	<b>23</b>	<b>Dylan Collie</b>	<b>5-10</b>	<b>175</b>	<b>Jr.</b>	<b>El Dorado Hills, Calif.</b>
<b>KR</b>	<b>12</b>	<b>Keelan Ewaliko</b>	<b>5-11</b>	<b>200</b>	<b>Sr.</b>	<b>Wailuku, Maui</b>
	17	Terrance Sayles	6-3	195	Jr.	Kearns, Texas

## PRONUNCIATION CHART

(Alphabetical order)

Name	Pronunciation
Samiuela Akoteu	sam-YEW-eh-lah ah-KO-tay-oooh
Dejon Allen	DEE-zjon
Justice Augafa	owng-afa
Ramsey Aviu	ah-VEE-you
Ammon Barker	am-men (rhymes with salmon)
Austin Borengasser	bor-un-gasser
Zeno Choi	ZEE-No
Kaiwi Chung	kah-E-vee
Tevarua Eldridge	teh-vah-roo-ah
Asotui Eli	ah-so-TOO-E eh-lee
Keelan Ewaliko	eh-vah-LEE-ko
Wesley Faagau	fah-un-gow
Penitito Faalologo	fah-ah-low-low-n-go
Rashaan Falemalu	fah-lay-MAH-loo
Rojesterman Farris	roe-jester-mun
Akil Francisco	ah-keel
Dayton Furuta	fuh-ROO-tuh
Stan Gaudion	gaw-dee-an
Dalton Gouveia	GO-VAY-uh
Emil Graves	E-mill
Manu Hudson-Rasmussen	MAH-new
Genta Ito	gen-tah E-tow
Hekili Kelililiki	hey-KEY-lee
	kay-LEE-EE-lee-key
Tristin Kamaka	kah-mah-kah
Meffy Koloamatangi	KO-low-ah-MAH-tungy
La'akea Look	lah-ah-kay-ah
Malachi Mageo	ma-lah-KYE mon-GAY-o
Makai Manuwai	mah-kye mah-new-why
Solomon Matautia	mah-TAO-tee-ah
Ryan Meskill	mess-kul
Viane Moala	vee-ah-nay mo-ah-la
Eperone Moananu	ep-er-row-nay mo-ah-NAH-new
Kumoku Noa	coo-mo-coo noah
Joey Nu'uuanu-Kuhi'iki	new-oo-ah-new coo-he-ee-key
Ikem Okeke	EE-come oh-kay-kay
Kaimana Padello	kye-mah-nah
Penei Pavihi	pe-nay pa-VEE-hee
Fanupo Peapealalo	fah-NEW-po pay-ah-pay-lah-low
Kana'i Picanco	kuh-nuh-ee pee-KAHN-so
Diocemy Saint Juste	DEE-awesome-ME saint just
Scheyenne Sanittoa	sah-ni-tow-ah
Keala Santiago	kay-ah-lah
Azia Seei	ah-zy-ah say-eh
Alesana Sunia	ah-lay-sah-nah soo-nee-ah
Jahlani Tavai	tah-VIE
Kalakaua Timoteo	kah-lah-kow-ah tee-mo-tay-oh
Alex Trifonovitch	trif-on-oh-vitch
Ryan Tuiasoa	too-E-ah-so-ah
Larry Tuileta	too-E-let-ah
Tumua Tuinei	too-moo-AH TOO-ee-nay
Davine Tullis	duh-VINE
Taaga Tuulima	tah-un-gah too-oo-lee-mah
Justin Uahinui	OO-ahi-new-ee
Metuisela 'Unga	may-TOO-ee-say-lah OO-n-gah
John Wa'a	wah-ah



## ALPHABETICAL

No	Name	Pos
31	Frank Abreu	WR
91	Samiuela Akoteu	DL
50	Dejon Allen	OL
85	Marcus Armstrong-Brown	WR
26	Justice Augafa	DB
76	Ramsey Aviu	OL
80	Ammon Barker	WR
71	Stephan Bernal-Wendt	OL
84	Isaiah Bernard	WR
1	Noah Borden	LB/LS
25	Austin Borengasser	DB
52	Michael Boyle	PK
59	Max Broman	LB
2	Dru Brown	QB
17	Cole Brownholtz	QB
89	Cole Carter	DL
99	Zeno Choi	DL
47	Kaiwi Chung	TE
23	Dylan Collie	WR
25	Elijah Dale	RB
29	Donovan Dalton	DB
33	Melvin Davis	RB
11	Jay Dominique	DB
43	Tevarua Eldridge	DL
65	Asotui Eli	OL
68	Ra Elkington	OL
12	Keelan Ewaliko	WR
61	Wesley Faagau	LB
8	Penitito Faalologo	DL
58	Rashaan Falemalu	LB
18	Rojesterman Farris II	DB
19	Eugene Ford	DB
23	Akil Francisco	DB
42	Dayton Furuta	TE
15	Kyle Gallup	QB
99	Stan Gaudion	P
37	Austin Gerard	DB
52	Dalton Gouveia	LB
59	Emil Graves	OL
83	Kade Greeley	TE
16	Karson Greeley	QB
28	Cameron Hayes	DB
39	Trayvon Henderson	DB
92	Maxwell Hendrie	DL
57	J.R. Hensley	OL
16	Kalen Hicks	DB
21	Freddie Holly III	RB
14	Manu Hudson-Rasmussen	DB
20	Hunter Hughes	QB
29	Genta Ito	RB
44	Hekili Kelililiki	RB
49	Tristin Kamaka	WR
67/95	Brandon Kipper	OL
97	Meffy Koloamatangi	DL
88	Isaia Leeth	WR
4	Daniel Lewis Jr.	DB
54	La'akea Look	LB
38	Malachi Mageo	LB
3	David Manoa	DL
51	Makai Manuwai	OL
27	Solomon Matautia	LB
13	Cole McDonald	QB
43	Shawn McCarthy	LS
12	Damario Mclean	DB
93	Anthony Mermea	DL
94	Ryan Meskell	PK
98	Viane Moala	DL
66	Eperone Moananu	DL

## NUMERICAL

No	Name	Pos	Ht	Wt	Cl	Exp	Hometown/Last School
1	Noah Borden	LB/LS	6-1	215	Jr.	2L	Pearl City, O'ahu (Kamehameha Schools-Kapālama)
2	Dru Brown	QB	6-0	200	Jr.	1L	San Mateo, Calif. (College of San Mateo)
3	David Manoa	DL	6-3	240	Sr.	3L	Hayward, Calif. (Aragon HS)
4	Daniel Lewis, Jr.	DB	5-11	190	Jr.	2L	New Iberia, La. (New Iberia HS)
5	John Ursua	WR	5-10	165	So.	1L	Kailua-Kona, Hawaii'i (Cedar City HS)
7	Metuisela 'Unga	TE	6-5	240	Sr.	3L	Rochester, Calif. (Rancho Cucamonga HS)
8	Penitito Faalologo	DL	5-11	300	Sr.	3L	Pago Pago, American Samoa (Fagaitua HS)
9	Devan Stubblefield	WR	6-0	190	Jr.	1L	'Ewa Beach, O'ahu (Saint Louis School)
10	Justin Uahinui	QB	6-3	195	Fr.	HS	Honolulu, O'ahu (Farrington HS)
10	Jeremiah Pritchard	LB	6-0	210	So.	1L	Leone, American Samoa (Silverado HS)
11	Jay Dominique	DB	6-2	190	Fr.	HS	Montreal, Canada (Old Montreal Cegep)
12	Keelan Ewaliko	WR	5-11	200	Sr.	3L	Wailuku, Maui (Baldwin HS)
12	Damario Mclean	DB	6-1	185	Fr.	HS	Sacramento, Calif. (Elk Grove HS)
13	Cole McDonald	QB	6-4	205	Fr.	RS	La Mirada, Calif. (Sonora HS)
13	Keala Santiago	DB	6-0	200	So.	1L	Hau'ula, O'ahu (Kahuku HS)
14	Larry Tuileta	QB	6-2	200	Jr.	TR	Honolulu, O'ahu (USC)
14	Manu Hudson-Rasmussen	DB	6-0	185	Jr.	JC	Tigard, Ore. (Riverside City College)
15	Kyle Gallup	QB	6-2	210	So.	TR	Parker, Colo. (Marshall)
15	Paul Scott	LB	6-2	210	Fr.	HS	Oakland, Calif. (McClymonds Senior HS)
16	Karson Greeley	QB	6-5	210	Fr.	HS	Murrieta, Calif. (Vista Murrieta HS)
16	Kalen Hicks	DB	6-3	200	So.	1L	Las Vegas, Nev. (Bishop Gorman HS)
17	Cole Brownholtz	QB	6-4	210	So.	JC	Carmichael, Calif. (Sierra JC)
17	Terrence Sayles	DB	6-3	195	Jr.	SQ	Kerens, Texas (Kerens HS)
18	Rojesterman Farris II	DB	6-1	180	So.	1L	Coral Springs, Fla. (Coral Springs Charter HS)
19	Eugene Ford	DB	6-2	195	Fr.	HS	Venice, Calif. (University HS)
20	Hunter Hughes	QB	5-11	190	Sr.	SQ	Lake Zurich, Ill. (Lake Zurich HS)
20	Zach Wilson	DB	5-11	170	So.	1L	Upland, Calif. (Mt. SAC)
21	Freddie Holly III	RB	6-0	210	Fr.	RS	Riverside, Calif. (Norte Vista HS)
22	Diocemy Saint Juste	RB	5-8	200	Sr.	3L	Boynton Beach, Fla. (Santaluces HS)
22	Ikem Okeke	LB	6-0	220	So.	1L	Las Vegas, Nev. (Bishop Gorman HS)
23	Dylan Collie	WR	5-10	175	Jr.	2L	El Dorado Hills, Calif. (BYU)
23	Akil Francisco	DB	6-0	160	Fr.	HS	Alameda, Calif. (Encinal HS)
24	Mykal Tolliver	DB	6-0	175	Fr.	RS	Bellflower, Calif. (St. John Bosco HS)
25	Elijah Dale	RB	5-10	210	Jr.	JC	San Francisco, Calif. (City College of San Francisco)
25	Austin Borengasser	DB	6-2	205	So.	SQ	Honolulu, O'ahu (Kamehameha Schools-Kapālama)
26	Miles Reed	RB	5-8	190	Fr.	HS	Corona, Calif. (Centennial HS)
26	Justice Augafa	DB	5-11	205	Jr.	JC	Anchorage, Alaska (LA Harbor College)
27	Solomon Matautia	LB	6-1	230	So.	1L	'Ewa Beach, O'ahu (Campbell HS)
28	Cameron Hayes	DB	5-11	180	So.	1L	Los Angeles, Calif. (Junipero Serra HS)
29	Genta Ito	RB	5-8	195	Jr.	JC	Inabe, Japan (Santa Monica College)
29	Donovan Dalton	DB	6-4	200	Fr.	HS	Apple Valley, Minn. (Saguaro HS)
30	Davine Tullis	WR	6-1	195	So.	1L	Seattle, Wash. (Ballard HS)
31	Frank Abreu	WR	6-0	200	Sr.	1L	Honolulu, O'ahu (Notre Dame College)
31	Jahlani Tavai	LB	6-4	235	Jr.	2L	Inglewood, Calif. (Mira Costa HS)
33	Melvin Davis	RB	6-2	235	Sr.	1L	Compton, Calif. (Santa Monica College)
33	Penei Pavihi	LB	6-2	230	Fr.	HS	Pago Pago, American Samoa (Tafuna HS)
34	Austin Pang Kee	DB	5-10	155	So.	SQ	Kane'ohe, O'ahu (Damien HS)
35	Kayson Smith-Bejgrowicz	DB	6-3	195	So.	HS	'Ewa Beach, O'ahu (Kamehameha Schools-Kapālama)
36	Ben Scruton	DB	6-1	200	So.	1L	Melbourne, Australia (Melbourne University)
37	Austin Gerard	DB	6-1	195	Sr.	1L	Pearl City, O'ahu (College of the Sequoias)
38	Malachi Mageo	LB	6-2	210	Jr.	2L	Carson, Calif. (Junipero Serra HS)
39	Trayvon Henderson	DB	6-0	200	Sr.	3L	Sacramento, Calif. (Grant Union HS)
40	Dany Mulanga	LB	6-3	200	Jr.	2L	Bedford, Texas (Trinity HS)
41	Scheyenne Sanitua	DB	6-0	200	Fr.	RS	Fagatogo, American Samoa (Samoana HS)
42	Dayton Furuta	TE	5-11	230	So.	1L	Mililani, O'ahu (Mililani HS)
43	Shawn McCarthy	LS	6-4	250	Jr.	JC	Honolulu, O'ahu (Puget Sound)
43	Tevarua Eldridge	DL	6-2	230	Jr.	2L	Wailuku, Maui (Baldwin HS)
44	Hekili Kelililiki	RB	6-2	225	Fr.	HS	Bentonville, Ark. (Bentonville HS)
44	Russell Williams, Jr.	LB	6-1	230	Sr.	2L	Elk Grove, Calif. (Sacramento City College)
45	Dakota Torres	TE	6-2	245	Jr.	1L	Wai'anae, O'ahu (Punahou School)
46	Alex Trifonovitch	PK/P	6-1	180	So.	1L	Honolulu, O'ahu (Punahou School)
47	Kaiwi Chung	TE	5-11	240	Jr.	1L	Honolulu, O'ahu (Kamehameha Schools-Kapālama)
48	Ryan Tuiasoa	RB	5-11	210	Sr.	2L	Kailua, O'ahu (Weber State)
49	Tristin Kamaka	WR	5-8	165	Sr.	TR	'Ewa Beach, Oahu (Midland [Neb.] University).
49	Manly Williams	DL	6-2	220	So.	1L	Honolulu, O'ahu (Farrington HS)
50	Dejon Allen	OL	6-3	290	Sr.	3L	Compton, Calif. (Dominguez HS)
51	John Wa'a	OL	6-4	315	Sr.	3L	Hau'ula, O'ahu (Kahuku HS)

## NUMERICAL

No	Name	Pos	Ht	Wt	Cl	Exp	Hometown/Last School
51	Makai Manuwai	DL	6-1	260	Fr.	HS	Medford, Ore. (South Medford HS)
52	Michael Boyle	PK	6-1	175	Fr.	HS	Washougal, Wash. (Camas HS)
52	Dalton Gouveia	LB	6-1	225	So.	SQ	Mooresville, N.C. (Charlotte Christian HS)
53	Kana'i Picanco	LB	6-1	230	Jr.	JC	Kane'ohe, O'ahu (Pima CC)
54	La'akea Look	LB	6-0	225	So.	1L	Waipahu, O'ahu (Punahou School)
55	Micah Vanterpool	OL	6-6	285	Fr.	HS	Phoenix, Ariz. (Phoenix Central HS)
56	KK Padello	DL	5-11	215	Jr.	TR	Mililani, O'ahu (Southern Oregon)
57	J.R. Hensley	OL	6-5	310	So.	1L	Edmond, Okla. (Santa Fe HS)
58	Rashaan Falemalu	LB	6-1	230	Jr.	1L	Hau'ula, O'ahu (Kahuku HS)
59	Emil Graves	OL	6-3	295	Jr.	JC	Lynwood, Calif. (Fullerton College)
59	Max Broman	LB	6-1	220	Sr.	1L	Draper, Utah (Alta HS)
60	Chris Posa	OL	6-4	290	Sr.	1L	Commerce, Mich. (Alabama)
61	Wesley Faagau	LB	6-0	220	Fr.	RS	Wai'anae, O'ahu (Kamehameha Schools-Kapālama)
62	Doug Russell	DL	6-5	300	Fr.	HS	Seattle, Wash. (O'Dea HS)
63	Taaga Tuulima	OL	6-2	280	Fr.	RS	'Ewa Beach, O'ahu ('Iolani School)
64	Fred Ulu-Perry	OL	6-2	305	So.	TR	Honolulu, O'ahu (UCLA)
65	Asotui Eli	OL	6-4	315	Jr.	2L	Kailua-Kona, Hawai'i (Kealakehe HS)
66	Eperone Moananu	DL	6-2	290	So.	1L	Pago Pago, American Samoa (Tafuna HS)
67/95	Brandon Kipper	OL	6-6	270	Fr.	HS	Nampa, Idaho (Columbia HS)
68	Ra Elkington	OL	6-5	330	Fr.	HS	Laie, O'ahu (Kahuku HS)
69	Azia Seei	DL	5-11	265	Jr.	TR	Honolulu, O'ahu (William Penn University)
70	Joey Nu'uuanu-Kuhi'iiki	DL	6-3	260	Fr.	RS	Wai'anae, O'ahu (Wai'anae HS)
71	Stephan Bernal-Wendt	OL	6-3	315	Fr.	HS	Honolulu, O'ahu (Salesian HS)
72/90	Matt Norman	OL	6-5	270	Sr.	1L	Monrovia, Calif. (Fullerton College)
75	Kalepo Naotala	DL	6-3	300	Fr.	HS	Newport News, Va. (Menchville HS)
76	Ramsey Aviu	OL	6-2	300	Fr.	HS	'Aiea, Oahu ('Aiea HS)
77	Alesana Sunia	OL	6-3	305	Fr.	RS	Leone, American Samoa (Leone HS)
80	Ammon Barker	WR	6-4	225	Sr.	3L	Salt Lake City, Utah (Alta HS)
81	Kalakaua Timoteo	WR	6-1	190	So.	1L	Mililani, O'ahu (Mililani HS)
82	Drake Stallworth	WR	6-1	185	Fr.	HS	Folsom, Calif. (Folsom HS)
83	Kade Greeley	TE	6-6	225	Fr.	HS	Murrieta, Calif. (Vista Murrieta HS)
84	Isaiah Bernard	WR	6-1	190	Sr.	1L	Santa Clarita, Calif. (Glendale CC)
85	Marcus Armstrong-Brown	WR	6-3	210	Jr.	JC	Napa, Calif. (Diablo Valley College)
86	Don'Yeh Patterson	WR	6-0	195	Jr.	1L	Carson, Calif. (Carson HS)
87	Kumoku Noa	WR	5-11	175	Fr.	RS	Honolulu, O'ahu (Kamehameha Schools-Kapālama)
88	Isaia Leeth	WR	6-3	190	Fr.	HS	Portland, Ore. (Madison HS)
88	Tumua Tuinei	DB	5-9	210	Jr.	2L	Honolulu, O'ahu (Punahou School)
89	Jason-Matthew Sharsh	WR	6-0	195	Jr.	JC	Honolulu, O'ahu (Santa Barbara City College)
89	Cole Carter	DL	6-4	265	Fr.	RS	Ashburn, Va. (Fork Union Military Academy)
90	Fanupo Peapealalo	DL	6-3	245	Jr.	TR	Oceanside, Calif. (Graceland University)
91	Samiuela Akoteu	DL	6-2	320	So.	1L	Inglewood, Calif. (Junipero Serra HS)
92	Maxwell Hendrie	DL	6-4	245	Fr.	RS	Sydney, Australia (The Scots College)
93	Anthony Mermea	DL	6-3	325	Fr.	HS	Bellflower, Calif. (Vista Murrieta HS)
94	Ryan Meskell	PK	6-0	180	So.	TR	Gold Coast, Australia (Lewis & Clark CC)
96	Kaimana Padello	DL	6-0	205	So.	1L	Mililani, O'ahu (Mililani HS)
97	Meffy Koloamatangi	DL	6-5	240	Sr.	2L	East Palo Alto, Calif. (Woodside HS)
98	Viane Moala	DL	6-7	270	So.	1L	Ili'iili, American Samoa (Fa'asao Marist HS)
99	Stan Gaudion	P	6-3	210	Fr.	RS	Melbourne, Australia (Scotch College)
99	Zeno Choi	DL	6-3	260	Jr.	1L	Honolulu, O'ahu (Kaiser HS)

### STAFF

**Head Coach:** Nick Rolovich, 2nd season  
**Associate Head Coach/Offensive Coordinator/RBs/TEs:** Brian Smith  
**Defensive Coordinator/Defensive Tackles:** Legi Suaiaunoa  
**Special Teams Coordinator/Defensive Ends:** Mayur Chaudhari  
**Passing Game Coordinator/Quarterbacks:** Craig Stutzmann  
**Offensive Line:** Chris Naeole  
**Wide Receivers:** Kefense Hynson  
**Linebackers:** Sean Duggan  
**Secondary:** Abe Elimimian  
**Safeties:** Jacob Yoro  
**Director of Operations:** Jimmy Morimoto  
**Director of Recruiting & Retention:** Jason Cvercko  
**Strength & Conditioning Coordinator:** Bubba Reynolds  
**Graduate Assistants:** John Estes, Makana Garrigan, Marc Moody, Mikahael Waters  
**Video Coordinator:** Olivia Vea  
**Interns:** Brodie Nakama, Damien Packer

## ALPHABETICAL

No	Name	Pos
40	Dany Mulanga	LB
75	Kalepo Naotala	DL
87	Kumoku Noa	WR
72/90	Matt Norman	OL
70	Joey Nu'uuanu-Kuhi'iiki	DL
20	Ikem Okeke	LB
96	Kaimana Padello	DL
56	KK Padello	DL
34	Austin Pang Kee	DB
86	Don'Yeh Patterson	WR
33	Penei Pavihi	LB
90	Fanupo Peapealalo	DL
53	Brandon Picanco	LB
60	Chris Posa	OL
10	Jeremiah Pritchard	LB
26	Miles Reed	RB
62	Doug Russell	DL
22	Diocemy Saint Juste	RB
41	Scheyenne Sanitoba	DB
13	Keala Santiago	DB
17	Terrence Sayles	DB
15	Paul Scott	LB
36	Ben Scruton	DB
69	Azia Seei	DL
89	Jason-Matthew Sharsh	WR
35	Kayson Smith-Bejgrowicz	DB
82	Drake Stallworth	WR
9	Devan Stubblefield	WR
77	Alesana Sunia	OL
31	Jahlani Tavai	LB
81	Kalakaua Timoteo	WR
24	Mykal Tolliver	DB
45	Dakota Torres	TE
46	Alex Trifonovitch	PK/P
48	Ryan Tuiasoa	RB
14	Larry Tuileta	QB
88	Tumua Tuinei	DB
30	Davine Tullis	WR
63	Taaga Tuulima	OL
10	Justin Uahinui	QB
64	Fred Ulu-Perry	OL
7	Metuisela 'Unga	TE
5	John Ursua	WR
55	Micah Vanterpool	OL
51	John Wa'a	OL
49	Manly Williams	DL
44	Russell Williams, Jr.	LB
20	Zach Wilson	DB

### STAFF PRONUNCIATIONS

Name	Pronunciation
Mayur Chaudhari	May-yer
	Chow-d-hah-ree
Sean Duggan	dug-gan
Abe Elimimian	elum-im-e-un
Chris Naeole	NY-oh-lee
Legi Suaiaunoa	Leng-ee
	S00-ee-ow-noah
Jacob Yoro	yo-row

CAREER LEADERS

PASSING YARDS

No	Player	GP	Yds
1.	Timmy Chang	2000-04	17,072
2.	Colt Brennan	2005-07	14,193
3.	Bryant Moniz	2009-11	10,169
4.	Dan Robinson	1997-99	6,038
5.	Garrett Gabriel	1987-90	5,631
6.	Raphel Cherry	1981-84	5,046
7.	Sean Schroeder	2012-13	4,838
8.	Gregg Tipton	1985-86	4,775
9.	<b>Dru Brown</b>	<b>2016-</b>	<b>4,304</b>

RUSHING YARDS

No	Player	Years Played	Yds
1.	Gary Allen	1978-81	3,451
2.	<b>D. Saint Juste</b>	<b>2013-14, '16-</b>	<b>2,686</b>

TOTAL OFFENSE

No	Player	Years Played	Yds
1.	Timmy Chang	2000-04	16,910
2.	Colt Brennan	2005-07	14,740
3.	Bryant Moniz	2009-11	10,681
4.	Garrett Gabriel	1987-90	6,181
5.	Michael Carter	1990-93	6,032
6.	Raphel Cherry	1981-84	5,944
7.	Dan Robinson	1997-99	5,920
8.	Warren Jones	1985-88	4,764
9.	<b>Dru Brown</b>	<b>2016-</b>	<b>4,649</b>

ALL-PURPOSE YARDS

No	Player	Years Played	Yds
1.	Chad Owens	2001-04	5,461
2.	Gary Allen	1978-81	4,558
3.	Greg Salas	2007-10	4,400
4.	Jeff Sydner	1989-91	4,137
5.	Jason Rivers	2003-04, '06-07	3,919
6.	Davone Bess	2005-07	3,877
7.	Nate Ilaoa	2002-03, '05-06	3,383
8.	Kealoha Pilares	2007-10	3,379
9.	Ryan Grice-Mullen	2005-07	3,370
10.	Ashley Lelie	1998-2001	3,341
11.	<b>D. Saint Juste</b>	<b>2013-14, '16-</b>	<b>3,275</b>

INTERCEPTIONS

No	Player	Years Played	Tkl
1.	Mana Silva	2008-10	14
2.	Keoni Jardine	1977-80	13
	Kelvin Millhouse, Jr.	2001-03	13
4.	Abraham Elimimian	2001-04	12
5.	Walter Briggs	1986-89	11
	Harold Stringert	1972-73	11
7.	Kent Kafentzis	1981-82, 84-85	10
8.	Kyle Kafentzis	1983-86	9
	Quincy LeJay	1998-99	9
	Ken Shibata	1973-74	9
	Jeris White	1970-73	9
12.	<b>Trayvon Henderson</b>	<b>2013-14, '16-</b>	<b>8</b>

KICKOFF RETURNS

No	Player	Years Played	Yds.	Avg.
1.	Mike Edwards	2011-12	2,301	27.4
2.	<b>Keelan Ewaliko</b>	<b>2014-</b>	<b>1,965</b>	<b>22.1</b>

GEOGRAPHICAL ROSTER

HAWAI'I (42)

O'ahu (38)

'Aiea: Ramsey Aviu

'Ewa Beach: Tristin Kamaka, Solomon Matautia, Kayson Smith-Bejgrowicz, Devan Stubblefield, Taaga Tuulima

Hau'ula: Rashaan Falemalu, Keala Santiago, John Wa'a

Honolulu: Frank Abreu, Stephan Bernal-Wendt, Austin Borengasser, Zeno Choi, Kaiwi Chung, Shawn McCarthy, Kumoku Noa, Azia Seei, Jason Mathew Sharsh, Alex Trifonovitch, Larry Tuileta, Tumua Tuinei, Fred Ulu-Perry, Manly Williams, Justin Uahinui

Kailua: Ryan Tuiasoa

Kāne'ohe: Austin Pang Kee, Kana'i Picanco

Laie: Ra Elkington

Milliani: Dayton Furuta, Kaimana Padello, KK Padello, Kalakaua Timoteo

Pearl City: Noah Borden, Austin Gerard

Wa'anae: Wesley Faagau, Joey Nu'uuanu-Kuhi'iki, Dakota Torres

Waipahu: La'akea Look

Hawai'i (2)

Kailua-Kona: Asotui Eli, John Ursua

Maui (2)

Wailuku: Tevarua Eldridge, Keelan Ewaliko

CONTINENTAL U.S. (61)

Alaska (1)

Anchorage: Justice Augafa

Arizona (1)

Phoenix: Micah Vanterpool

Arkansas (1)

Bentonville: Hekili Kelililiki

California (34)

Alameda: Akil Francisco

Bellflower: Anthony Mermea, Mykal Tolliver

Carmichael: Cole Brownholtz

Carson: Malachi Mageo, Don'Yeh Patterson,

Compton: Dejon Allen, Melvin Davis

Corona: Miles Reed

East Palo Alto: Meffy Koloamatangi

El Dorado Hills: Dylan Collie

Elk Grove: Russell Williams, Jr.

Folsom: Drake Stallworth

Hayward: David Manoa

Inglewood: Samiuela Akoteu, Jahlani Tavai

La Mirada: Cole McDonald

Los Angeles: Cameron Hayes

Lynwood: Emil Graves

Monrovia: Matt Norman

Murrieta: Kade Greeley, Karson Greeley

Napa: Marcus Armstrong-Brown

Oakland: Paul Scott

Oceanside: Fanuop Peapealalo

Riverside: Freddie Holly III

Rochester: Metuisela 'Unga

Sacramento: Trayvon Henderson, Damario Mclean

San Francisco: Elijah Dale

San Mateo: Dru Brown

Santa Clarita: Isaiah Bernard

Upland: Zach Wilson

Venice: Eugene Ford

Colorado (1)

Parker: Kyle Gallup

Florida (2)

Boynton Beach: Diocemy Saint Juste

Coral Springs: Rojesterman Farris II

Idaho (1)

Caldwell: Brandon Kipper

Illinois (1)

Lake Zurich: Hunter Hughes

Louisiana (1)

New Iberia: Daniel Lewis, Jr.

Michigan (1)

Commerce: Chris Posa

Minnesota (1)

Apple Valley: Donovan Dalton

Nevada (2)

Las Vegas: Kalen Hicks, Ikem Okeke

North Carolina (1)

Mooreville: Dalton Gouveia

Oklahoma (1)

Edmond: J.R. Hensley

Oregon (3)

Portland: Isaia Leeth

Medford: Makai Manuwai

Tigard: Manu Hudson-Rasmussen

Texas (2)

Bedford: Dany Mulanga

Kerens: Terrence Sayles

Utah (2)

Draper: Max Broman

Salt Lake City: Ammon Barker

Virginia (2)

Ashburn: Cole Carter

Newport News: Kalepo Naotala

Washington (3)

Seattle: Doug Russell, Davine Tullis

Washougal: Michael Boyle

AMERICAN SAMOA (7)

Ili'ili: Viane Moala

Fagatogo: Scheyenne Sanitua

Leone: Jeremiah Pritchard, Alesana Sunia

Pago Pago: Penitito Faalologo, Eperone

Moanuanu, Penei Pavih

AUSTRALIA (4)

Gold Coast: Ryan Meskell

Melbourne: Stan Gaudion, Ben Scruton

Sydney: Maxwell Hendrie

CANADA (1)

Montreal: Jay Dominique

JAPAN (1)

Inabe: Genta Ito

**MEDIA INFORMATION**

**MEDIA RELATIONS FOOTBALL CONTACTS**

Derek Inouchi, Media Relations Director  
Office: (808) 956-4478 ▶ Cell: (808) 954-0234  
E-mail: inouchi@hawaii.edu

Neal Iwamoto, Asst. Media Relations Director  
Office: (808) 956-9748 ▶ Cell: (808) 375-6819  
E-mail: mstambau@hawaii.edu

**INTERVIEW POLICY**

Contact the UH Sports Media Relations Office to arrange player or coach interviews at least 24 hours in advance. Players and coaches will be available for interviews after practice on Tuesday and Wednesday. Every effort will be made to accommodate interview requests but players will not be asked to miss class, study hall, practices, or medical treatment. Players mobile or home numbers will not be released by the Sports Media Relations Office.

**MEDICAL POLICY**

The UH Sports Media Relations Office abides by federal law pertaining to the releasing of injury information. We will not disseminate any information about a student-athletes' injury without written consent. The only information given to the media will be if a student-athlete is "probable," "questionable," or "doubtful" to play. However, the student-athlete may release information about his/her injury.

**WE ARE THE "RAINBOW WARRIORS"**

When referring to the UH football team, please use the nickname "Rainbow Warriors." In an effort to standardize its nicknames, on July 1, 2013, the University of Hawai'i officially changed its men's team nickname to "Rainbow Warriors." The school's women's teams are still referred to as "Rainbow Wahine." The word "Wahine" (pronounced wah-HEE-nay) means woman in the Hawaiian language. The rainbow has been part of UH's nickname since 1923.

**WHAT'S AN 'OKINA?**

What's that punctuation mark in the word Hawai'i? A: In the Hawaiian language, it's called an 'okina, which translated literally in English means separator. Phonetically it is referred to as a glottal stop, similar to the sound that would be made in the English oh-oh. The 'okina is actually a letter in the Hawaiian language and typed out looks like a backwards, inverted apostrophe. The practice of the UH Sports Media Relations office is to use the 'okina in all Hawaiian words in which they occur.

**COLLEGE PRESS BOX.COM**

Collegepressbox.com is the official media website for Mountain West football. Access and download weekly game notes, quotes, statistics, media guides, headshots, logos and more for the conference and each of its member schools. Login information will be distributed to accredited media or you can apply for a password by sending an email to: password@collegepressbox.com.

**POST-GAME PRESS CONFERENCE**

Head coach Nick Rolovich and selected players will be available at the Aloha Stadium Hospitality Room approximately 15 minutes after each home game. The media will NOT be allowed to conduct interviews with players and coaches on the field or in the locker room. There will be a 10-minute "cooling off" period for all games (home and away).

**ALOHA STADIUM INFORMATION**

**PARKING GATES:** Upper and Lower Halawa parking lot (Gates 3 & 4) opens 5 (five) hours prior to kickoff while all other gates (UH Reserved) will open 4 (four) hours prior. Parking is \$7. Alternate parking is available at Leeward Community College (FREE parking with \$2/ person shuttle service). Shuttle service runs two and a half hours prior to kickoff until one hour after the game. Parking is also available at Radford High School beginning three and a half hours prior to kickoff to one hour after the game (\$5 parking with no shuttle service). No tailgating is allowed at alternate parking sites.

**STADIUM GATES:** Stadium turnstiles open one and a half hours prior to kickoff.

**STADIUM SECURITY:** Security measures are in effect. Only fanny packs, purses, backpacks and handbags will be allowed into the stadium, but are subject to inspection by stadium security.

Contraband items include: weapons, noise makers, illegal narcotics, outside food or beverages, cans or bottles, umbrellas, coolers, fireworks, inflatable objects, confetti, balloons, laser pointers, poles or sticks, skateboards, scooters, rollerblades, bicycles, animals (except service animals), motorized remote controlled devices (drones) and/or any item that may pose a health or safety issue to guests and/or employees.

Smoking is prohibited except within a posted designated smoking area. (this includes vapor and electronic cigarettes).

**TRAFFIC ADVISORY:** Updates on ESPN 1420 AM, Twitter (@AlohaStadiumHI) and Facebook (AlohaStadiumHI).

**UH FOOTBALL EXPRESS:** Air-conditioned bus transportation to Aloha Stadium is available throughout O'ahu by Roberts Hawaii's "UH Football Express." Season passes can be purchased for \$84 for all six games, \$70 for five games, or \$17 for one game. One-way rides can be purchased on-site for \$10 per person if space is available. Reservations for the UH Football Express are required for all round-trips and may be made online at UHFootballExpress.com, or by calling Roberts Hawaii at 808-954-8625.

Pick-up locations are: Hawai'i Kai Park n' Ride; Kahala Mall curbside near Bank of Hawaii; Kailua Recreation Center (Kainalu Drive); Kane'ohe (Alaloa Street above Sears at Windward Mall); and Mililani Mauka Park n' Ride.

**TICKET INFORMATION**

Fans can purchase individual game tickets online at HawaiiAthletics.com and print them from their home computer. They can also visit the Stan Sheriff Center Box Office (M-F, 9 a.m. until 5 p.m.) or call 944-2697 during the same hours. UH Manoa students receive admission to home games by presenting a valid UH identification card.

Section	Price
Sideline	\$30-75
South Endzone (Adult)	\$30-40
South Endzone (Orange: Senior Citizen [65+])	\$25
South Endzone (Orange: Student [4-HS])	\$22
North Endzone (Orange, Blue & Brown: Adult)	\$25
North Endzone (Orange, Blue & Brown: Senior Citizen)	\$20
North Endzone (Orange, Blue & Brown: Adult: Student)	\$17

**MW BOWL AFFILIATIONS**

**GILDAN NEW MEXICO BOWL**  
Dec. 16 ▶ Albuquerque, N.M. ▶ Dreamstyle Stadium  
2:30 p.m. MT ▶ TV: ESPN  
MW vs. Conference USA

**LAS VEGAS BOWL**  
Dec. 16 ▶ Las Vegas, Nev.  
Sam Boyd Stadium  
12:30 p.m. PT ▶ TV: ABC  
MW vs. Pac-12

**FAMOUS IDAHO POTATO BOWL**  
Dec. 22 ▶ Boise, Idaho ▶ Albertsons Stadium  
2:00 p.m. MT ▶ TV: ESPN  
MW vs. MAC

**HAWAI'I BOWL**  
Dec. 24 ▶ Honolulu, HI ▶ Aloha Stadium  
3:30 p.m. HT ▶ TV: ESPN  
MW vs. American Athletic

**NOVA HOME LOANS ARIZONA BOWL**  
Dec. 29 ▶ Tucson, Ariz. ▶ Arizona Stadium  
Time: TBD ▶ TV: CBSN  
MW vs. Sun Belt

**FUTURE SCHEDULES**

**2018**

Date	Opponent	Site
Sept. 1	Navy	Honolulu
Sept. 8	Rice	Honolulu
Sept. 15	at Army	West Point, N.Y.
Sept. 22	Duquesne	Honolulu
Nov. 17	at BYU	Provo, Utah

**2019**

Date	Opponent	Site
Aug. 31	Arizona	Honolulu
Sept. 7	Oregon State	Honolulu
Sept. 14	at Washington	Seattle
Sept. 21	Central Arkansas	Honolulu
Nov. 30	Army	Honolulu

**2020**

Date	Opponent	Site
Sept. 5	Arizona	Tucson, Ariz.
Sept. 12	Fordham	Honolulu
Sept. 19	at Oregon	Eugene, Ore.

**2021**

Date	Opponent	Site
Sept. 11	at Oregon State	Corvallis, Ore.

**2022**

Date	Opponent	Site
Aug. 27	at Vanderbilt	Nashville, Tenn.
Sept. 3	Western Ky.	Honolulu
Sept. 17	at Wisconsin	Madison, Wisc.

**2023**

Date	Opponent	Site
Sept. 16	Oregon	Eugene, Ore.
Sept. 30	Vanderbilt	Nashville, Tenn.

**2024**

Date	Opponent	Site
Aug. 31	Wisconsin	Honolulu
Sept. 21	Oregon	Honolulu
Nov. 30	Army	Honolulu

**2025**

Date	Opponent	Site
Aug. 30	Arizona	Honolulu

UH's RECORD WHEN...	2017	2016	Under
	Overall	Overall	Role
Overall Record	3-4	7-7	10-11
MW Record	1-3	4-4	5-7
Non-Conference	2-1	3-3	5-4
Home	2-1	4-3	6-4
Away	1-3	3-3	4-6
Neutral	-	0-1	0-1
Day Games	0-1	3-3	3-4
Night Games	3-3	4-4	7-7
On National Television	0-3	1-5	1-8
In August	1-0	0-1	1-1
In September	1-3	1-2	2-5
In October	1-1	3-2	4-3
In November	-	2-2	2-2
In December	-	1-0	1-0
Against A.P. Top 25 Teams	-	0-2	0-2
Against A.P. Top 10 Teams	-	0-1	0-1
vs. Non-Ranked Teams	3-4	7-5	10-9
On Natural Grass	0-1	0-2	0-3
On Artificial Turf	3-3	7-5	10-8
When UH Scores First	2-1	3-0	5-1
Opponent Scores First	1-3	4-7	5-10
Leading After 1st Quarter	1-0	2-0	3-0
Behind After 1st Quarter	1-2	2-6	3-8
Tied After 1st Quarter	1-2	3-1	4-3
Leading At Halftime	2-0	5-0	7-0
Behind At Halftime	0-3	1-5	1-8
Tied At Halftime	1-1	1-2	2-3
Leading After 3rd Quarter	2-0	5-0	7-0
Behind After 3rd Quarter	1-3	1-6	2-9
Tied After 3rd Quarter	0-1	1-1	1-2
Overtime	0-1	1-0	1-1
Scoring 20 points or less	-	1-3	1-3
Scoring 21 points or more	3-4	6-4	9-8
Scoring 30 points or more	3-0	6-2	9-2
Scoring 40+	1-0	3-0	4-0
Allowing 10 points or less	-	-	-
Allowing 20 points or less	1-0	3-0	4-0
Allowing 21 points or more	2-4	4-7	6-11
With a 100-yard rusher	2-3	3-2	5-5
Allowing a 100-yard rusher	1-3	3-6	4-9
With a 300-yard passer	1-1	2-0	3-1
Allowing a 300-yard passer	1-2	2-2	3-4
More Total Offense Than Opp.	2-2	3-0	5-2
Total Offense 300-plus yards	3-4	6-4	9-8
Total Offense 400-plus yards	3-4	4-3	7-7
Total Offense 500-plus yards	1-2	2-0	3-2
Allow 300-plus yards total offense	3-3	7-7	10-10
No Turnovers	-	1-0	1-0
No Takeaways	0-3	2-4	2-7
Fewer Turnovers than opponent	3-0	4-0	7-0
Equal Turnovers	-	1-1	1-1
More Turnovers than opponent	0-4	2-6	2-10
Won Time of Possession	3-2	2-3	5-5
Opponent Controls T.O.P.	0-2	5-4	5-6

2017 START CHART

OFFENSE	2017	Current	
		Streak	Career
John Wa'a, OL	7	21	24
Asotui Eli, OL	7	7	30
Diocemy Saint Juste, RB	7	9	18
Dru Brown	7	17	17
Chris Posa	7	7	7
Dejon Allen, OL	6	2	44
Dylan Collie, WR	6	3	16
John Ursua, WR	6	5	19
Fred Ulu-Perry, OL	4	-	4
Dakota Torres, TE	3	1	14
J.R. Hensley, OL	3	3	4
Metuisela 'Unga	3	-	13
Ammon Barker, WR	3	-	13
Keelan Ewaliko, WR	3	-	7
Kaiwi Chung, TE	2	2	4
Matt Norman, OL	1	-	1
Kala Timoteo	1	-	1
Kade Greeley, TE	1	-	1
Devan Stubblefield, WR	-	-	8
Isaiah Bernard, WR	-	-	6

DEFENSE	2017	Current	
		Streak	Career
Jahlani Tavai, LB	7	21	32
Daniel Lewis	7	7	19
Meffy Koloamatangi	7	13	18
Russell Williams, Jr., LB	7	7	13
Solomon Matuatia, LB	7	7	11
David Manoa, DL	7	7	12
Trayvon Henderson, DB	6	-	33
Manu Hudson-Rasmussen, DB	6	-	6
Rojesterman Farris II, DB	6	2	12
Samiuela Akoteau, DL	5	3	6
Viane Moala	4	1	6
Keala Santiago, DB	2	-	3
Penitito Faalologo, DL	2	-	17
Eugene Ford, DB	1	-	1
Zeno Choi, DL	1	-	3
Terrence Sayles, DB	1	1	1
Kalen Hicks	1	1	1
Malachi Mageo, LB	-	-	13
Dany Mulanga	-	-	4
Jeremiah Pritchard, LB	-	-	2
Ikem Okeke, LB	-	-	1

SPECIAL TEAMS	2017	Current	
		Streak	Career
Noah Borden, LS	7	32	32
Stan Gaudion, P	7	7	7
Ryan Meskell, PK	3	-	3
Alex Trifonovitch, PK	4	2	4

2017 UH OPENING DRIVES

Opponent	Result (Ply-Yd-TOP)
at UMass	TO on downs (8-36-2:59)
Western Carolina	Interception (3[-8]-1:36)
at UCLA	Punt (9-41-4:56)
at Wyoming	Punt (6-9-3:20)
Colorado State	Punt (3[-7]-1:03)
at Nevada	Punt (8-32-3:53)
San José State	Fumble (2-2-0:41)
San Diego State	
at UNLV	
Fresno State	
at Utah State	
BYU	

2017 OPP. OPENING DRIVES

Opponent	Result (Ply-Yd-TOP)
at UMass	Interception (2-8-0:17)
Western Carolina	Blocked FG (7-8-3:44)
at UCLA	Touchdown (7-99-3:21)
at Wyoming	Punt (6-11-2:58)
Colorado State	Touchdown (8-60-3:40)
at Nevada	Punt (6-37-3:22)
San José State	Punt (6-21-2:27)
San Diego State	
at UNLV	
Fresno State	
at Utah State	
BYU	

2017 CONVERSIONS

Opponent	3rd Down	4th Down
at UMass	6-14	2-4
Western Carolina	5-12	0-1
at UCLA	8-16	0-3
at Wyoming	6-15	2-3
Colorado State	4-12	2-3
at Nevada	1-8	1-2
San José State	10-15	0-1
San Diego State		
at UNLV		
Fresno State		
at Utah State		
BYU		
<b>Total</b>	<b>40-92 (.435)</b>	<b>7-17 (.412)</b>
<b>Opponent</b>	<b>47-94 (.500)</b>	<b>7-11 (.636)</b>

2017 COIN TOSS RESULTS

Opponent	Result
at UMass	Lost, received
Western Carolina	Lost, received
at UCLA	Lost, received
at Wyoming	Lost, received
Colorado State	Lost, received
at Nevada	Lost, received
San José State	Lost, kicked
San Diego State	
at UNLV	
Fresno State	
at Utah State	
BYU	

## GAME-BY-GAME STARTERS

## HAWAI'I VS. SAN DIEGO STATE (OCT. 28, 2017)

OFFENSE	QB	RB	WR	WR	WR	TE	LT	LG	C	RG	RT
at UMass	Brown	Saint Juste	Torres (TE)	Collie	Ursua	'Unga	Allen	Waa	Eli	Posa	Ulu-Perry
Western Carolina	Brown	Saint Juste	Ewaliko	Collie	Barker	Timoteo (WR)	Allen	Waa	Eli	Posa	Ulu-Perry
at UCLA	Brown	Saint Juste	Torres (TE)	Collie	Ursua	'Unga	Allen	Waa	Eli	Posa	Ulu-Perry
at Wyoming	Brown	Saint Juste	Ewaliko	Barker	Ursua	'Unga	Allen	Waa	Eli	Ulu-Perry	Posa
Colorado State	Brown	Saint Juste	Ewaliko	Barker	Ursua	Colle (WR)	Posa	Waa	Eli	Hensley	Norman
at Nevada	Brown	Saint Juste	Greeley (TE)	Collie	Ursua	Chung	Allen	Waa	Eli	Hensley	Posa
San José State	Brown	Saint Juste	Torres (TE)	Collie	Ursua	Chung	Allen	Waa	Eli	Hensley	Posa
San Diego State											
at UNLV											
Fresno State											
at Utah State											
BYU											

DEFENSE	DE	NT	DT	DE	SAM	MIKE	WILL	CB	S	S	CB
at UMass	Koloamatangi	Akoteu	Moala	Manoa	Matautia	Tavai	R. Williams	H-Rasmussen	Henderson	Lewis	Farris
Western Carolina	Koloamatangi	Santiago (DB)	Moala	Manoa	Matautia	Tavai	R. Williams	H-Rasmussen	Henderson	Lewis	Farris
at UCLA	Koloamatangi	Akoteu	Faalologo	Manoa	Matautia	Tavai	R. Williams	H-Rasmussen	Henderson	Lewis	Farris
at Wyoming	Koloamatangi	Faalologo	Choi	Manoa	Matautia	Tavai	R. Williams	H-Rasmussen	Henderson	Lewis	Ford
Colorado State	Koloamatangi	Akoteu	Moala	Manoa	Matautia	Tavai	R. Williams	H-Rasmussen	Henderson	Lewis	Farris
at Nevada	Koloamatangi	Akoteu	Moala	Manoa	Matautia	Tavai	R. Williams	Sayles	Hicks	Lewis	Farris
San José State											
San Diego State											
at UNLV											
Fresno State											
at Utah State											
BYU											

SPECIAL TEAMS	KO	PK	P	H	PR	KR	KR	LS
at UMass	Meskill	Trifonovitch	Gaudion	Gaudion	Ursua	Ewaliko	Sayles	Borden
Western Carolina	Meskill	Meskill	Gaudion	Gaudion	Collie	Ewaliko	Sayles	Borden
at UCLA	Meskill	Meskill	Gaudion	Gaudion	Collie	Ewaliko	Sayles	Borden
at Wyoming	Meskill	Trifonovitch	Gaudion	Gaudion	Ursua	Ewaliko	Sayles	Borden
Colorado State	Meskill	Trifonovitch	Gaudion	Gaudion	Ursua	Ewaliko	Sayles	Borden
at Nevada								
San José State								
San Diego State								
at UNLV								
Fresno State								
at Utah State								
BYU								

## GAME-BY-GAME INDIVIDUAL LEADERS

Opponent	Passing	Rushing	Receptions	Receiving Yards	Touchdowns	Tackles
at UMass	Brown (391)	Saint Juste (78)	Ursua (12)	Ursua (272)	Five w/ (1)	Tavai (13)
Western Carolina	Brown (154)	Saint Juste (202)	Collie (7)	Collie (104)	Tuiaso (2)	Tavai (10)
at UCLA	Brown (227)	Saint Juste (154)	Ursua (10)	Ursua (79)	Three w/ (1)	Henderson/Lewis (5)
at Wyoming	Brown (280)	Saint Juste (120)	Ursua (8)	Ursua (102)	Three w/ (1)	Tavai (10)
Colorado State	Brown (362)	Saint Juste (97)	Barker (8)	Collie (100)	Three w/ (1)	Tavai (14)
at Nevada	Brown (229)	Saint Juste (241)	Ursua (9)	Ursua (126)	Three w/ (1)	Farris (9)
San José State	Brown (173)	Saint Juste (202)	Three w/ (3)	Ewalikko (36)	Saint Juste (2)	R. Williams (9)
San Diego State						
at UNLV						
Fresno State						
at Utah State						
BYU						

# SCORING PLAYS

# HAWAI'I VS. SAN DIEGO STATE (OCT. 28, 2017)

## HAWAI'I

Opponent	Qtr	Ply-Yd	TOP	SCR	Time	Play (Conversion)
UMass	1	7-55	2:53	TD	8:51	Brown 29-yd run (Trifonovitch)
UMass	2	2-83	0:42	TD	1:57	Ursua 85-yd pass from Brown (Trifonovitch)
UMass	3	8-72	2:26	TD	2:09	Tuiasoa 2-yd run (Trifonovitch)
UMass	4	2-15	0:47	TD	13:34	Armstrong-Brown 8-yd pass from Brown (Trifonovitch)
UMass	4	12-47	6:18	FG	5:23	Meskeill 29-yd field goal
UMass	4	8-73	2:04	TD	0:48	'Unga 7-yd pass from Brown (Trifonovitch)
WCU	1	7-80	2:26	TD	1:33	Saint-Juste 1-yd run (Trifonovitch)
WCU	2	6-21	2:23	TD	13:32	Collie 7-yd pass from Brown (Trifonovitch)
WCU	2	6-68	3:05	TD	4:23	Tuiasoa 1-yd run (Trifonovitch)
WCU	3	-	-	TD	11:24	Henderson 89-yd blocked FG return (PAT blk)
WCU	3	9-55	4:02	TD	5:10	Torres 9-yd pass from Brown (Trifonovitch)
WCU	4	10-98	4:10	TD	7:31	Tuiasoa 1-yd run (Trifonovitch)
UCLA	2	11-75	4:24	TD	11:52	Saint Juste 4-yd pass from Brown (Trifonovitch)
UCLA	3	13-79	5:56	TD	7:01	Ursua 2-yd pass from Brown (Trifonovitch)
UCLA	4	-	-	SFTY	7:38	Team safety
UCLA	4	4-75	1:54	TD	1:54	McDonald 8-yd run (Trifonovitch)
Wyoming	2	13-75	7:30	TD	5:52	Tuiasoa 1-yd run (Trifonovitch)
Wyoming	3	13-89	6:52	TD	0:54	Saint Juste 5-yd run (Trifonovitch)
Wyoming	4	7-89	3:35	TD	8:18	Ursua 50-yd pass from Brown (Trifonovitch)
Colorado St	2	9-87	4:32	TD	1:45	Saint Juste 1-yd run (Trifonovitch)
Colorado St	3	6-75	2:41	TD	10:23	Greeley 30-yd pass from Brown (Trifonovitch)
Colorado St	4	9-84	3:35	TD	12:47	Ursua 22-yd pass from Brown (Trifonovitch)
Nevada	1	6-80	2:53	TD	7:45	Ursua 10-yd pass from Brown (Trifonovitch)
Nevada	2	8-84	4:53	TD	3:55	Greeley 42-yd pass from Brown (Trifonovitch)
Nevada	3	1-75	0:11	TD	1:40	Saint Juste 75-yd run (Trifonovitch)
SJSU	2	14-75	6:29	TD	13:02	Saint Juste 1-yd run (Trifonovitch)
SJSU	2	10-83	4:14	TD	0:34	Torres 4-yd pass from McDonald (Trifonovitch)
SJSU	3	6-75	2:17	TD	12:43	Collie 22-yd pass from Brown (Trifonovitch)
SJSU	4	9-66	4:32	TD	9:00	Saint Juste 1-yd run (Trifonovitch)
SJSU	4	-	-	2XP	8:44	Farris PAT return
SJSU	4	5-63	2:28	TD	6:09	Tuiasoa 3-yd run (Trifonovitch)

### DRIVE BREAKDOWN

#### Longest Drives

Plays: 14 vs. San Jose State (75 yds, TD)  
Yards: 98 vs. Western Carolina (10 play, TD)  
Time: 7:30 at Wyoming (13 pl, 75 yd, TD)

#### By Score

Touchdowns: 27

Field Goals: 1

#### By Distance

10-19 yds: 1  
20-29 yds: 1  
30-39 yds: 0  
40-49 yds: 1  
50-59 yds: 2  
60-69 yds: 3  
79-79 yds: 10  
80-89 yds: 8  
90-99 yds: 1

#### By Quarter

1st: 3 (3 td)  
2nd: 9 (9 td)  
3rd: 7 (7 td)  
4th: 9 (8 td, 1fg)

#### Most Points

Quarter: 17 in 4th qtr at UMass  
1st Half: 21 vs. Western Carolina  
2nd Half: 24 at UMass

## OPPONENTS

Opponent	Qtr	Ply-Yd	TOP	SCR	Time	Play (Conversion)
UMass	1	9-76	2:51	TD	6:00	Isabella 6-yd run (Schreiner)
UMass	2	8-63	1:55	TD	0:02	Isabella 2-yd pass from Ford (Schreiner)
UMass	3	10-79	3:48	TD	11:12	Young 1-yd run (Schreiner)
UMass	3	12-65	4:58	TD	4:35	Lee 3-yd pass from Ford (Schreiner)
UMass	4	5-46	1:53	TD	11:41	Young 21-yd run (Schreiner)
WCU	2	11-70	2:16	TD	11:11	Robinson 16-yd pass from Adams (Berryman)
WCU	2	8-54	2:06	FG	1:31	Berryman 30-yd field goal
WCU	3	-	-	2XP	11:24	Keion Crosson PAT return
WCU	3	10-75	2:40	TD	2:24	Holloway 2-yd run (2-pt failed)
UCLA	1	7-99	3:21	TD	6:43	Andrews 25-yd pass from Rosen (Molson)
UCLA	1	7-68	2:01	TD	1:16	Howard 26-yd pass from Rosen (Molson)
UCLA	2	10-73	4:46	TD	7:00	Felton 1-yd rush (Molson)
UCLA	2	4-48	1:05	TD	2:41	Andrews 9-yd pass from Rosen (Molson)
UCLA	2	-	-	TD	2:34	Holmes 30-yd interception return (Molson)
UCLA	3	6-73	1:57	TD	13:03	Andrews 34-yd pass from Rosen (Molson)
UCLA	3	6-41	4:49	TD	4:49	Olorunfunmi 1-yd rush (Molson)
UCLA	4	7-89	3:13	TD	11:40	Willson 2-yd pass from Rosen (Molson)
Wyoming	2	7-61	2:15	TD	13:22	Woods 34-yd run (Rothe)
Wyoming	3	-	-	TD	0:39	Hall 97-yd kickoff return (Rothe)
Wyoming	4	5-86	1:46	TD	11:53	Conway 3-yd rush (Rothe)
Wyoming	OT	-	-	TD	-	Price 25-yd pas from Allen (Rothe)
Colorado St	1	8-63	3:40	TD	10:17	Clark 36-yd pass from Stevens (Bryan)
Colorado St	1	6-61	2:36	TD	6:34	Clark 38-yd pass from Stevens (Bryan)
Colorado St	2	11-56	4:33	TD	14:56	Fackrell 2-yd pass from Stevens (Bryan)
Colorado St	2	8-55	4:09	FG	6:22	Bryan 33-yd field goal
Colorado St	2	2-80	0:17	TD	1:21	Matthews 4-yd rush (Bryan)
Colorado St	3	4-77	1:49	TD	13:04	Dawkins 19-yd rush (PAT missed)
Colorado St	3	7-78	3:46	TD	6:30	Gallup 29-yd pass from Stevens (Bryan)
Colorado St	4	6-86	3:43	TD	3:37	Matthews 66-yd run (Bryan)
Nevada	1	5-91	2:15	TD	4:47	Mannix 7-yd pass from Gangi (Pettit)
Nevada	2	4-75	1:23	TD	2:32	Gangi 17-yd rush (Pettit)
Nevada	2	4-65	0:26	TD	0:18	Dempts 2-yd pass from Gangi (Pettit)
Nevada	3	5-46	2:00	TD	1:56	Moore 22-yd pass from Gangi (Pettit)
Nevada	4	4-36	1:45	TD	11:15	Demps 32-yd pass from Gangi (Pettit)
SJSU	1	7-26	2:35	FG	9:14	Crawford 28-yd field goal
SJSU	1	8-72	3:05	TD	4:31	Johnson 15-yd pass from Aaron (Crawford)
SJSU	2	4-47	0:28	FG	0:00	Crawford 52-yd field goal
SJSU	3	2-67	0:24	TD	1:47	Johnson 59-pass from Aaron (Crawford)
SJSU	4	-	-	TD	8:44	Johnson 96-yd kickoff return (PAT blocked)

### DRIVE BREAKDOWN

#### Longest Drives

Plays: 12 by UMass (65 yd, TD)  
Yards: 99 by UCLA (7 plays, TD)  
Time: 4:58 by UMass (12 pl, 65 yd, TD)

#### By Score

Touchdowns: 30

Field Goals: 4

#### By Distance

10-19 yds: 0  
20-29 yds: 1 (1 fg)  
30-39 yds: 1 (1 td)  
40-49 yds: 5 (4 td, 1 fg)  
50-59 yds: 3 (1 td, 2 fg)  
60-69 yds: 8 (8 td)  
79-79 yds: 10 (10 td)  
80-89 yds: 4 (4 td)  
90-99 yds: 2 (2 td)

#### By Quarter

1st: 8 (7 td, 1 fg)  
2nd: 12 (9 td, 3 fg)  
3rd: 9 (9 td)  
4th: 5 (5 td)

#### Most Points

Quarter: 21 in 2nd qtr by UCLA  
1st Half: 35 by UCLA  
2nd Half: 21, 2x, by UMass and UCLA

## HAWAI'I

## PASSING (20 yards or longer)

Opponent	Yards	Play (Quarter)
UMass	85	Ursua from Brown (2nd)*
SJSU	56	Ewaliko from Brown (4th)
UMass	52	Ursua from Brown (4th)
Wyoming	50	Ursua from Brown (4th)*
WCU	50	Collie from Brown (1st)
Nevada	42	Greeley from Brown (2nd)*
Colorado State	38	Collie from Brown (2nd)
UCLA	37	Chung from Brown (1st)
Nevada	33	Ursua from Brown (2nd)
UMass	31	Ursua from Brown (3rd)
Colorado State	30	Greeley from Brown (3rd)*
WCU	30	Collie from Brown (1st)
Colorado State	25	Barker from Brown (3rd)
Colorado State	25	Ursua from Brown (2nd)
Colorado State	23	Collie from Brown (4th)
Wyoming	23	Collie from Brown (3rd)
UMass	23	Ursua from Brown (4th)
SJSU	22	Collie from Brown (3rd)*
Colorado State	22	Ursua from Brown (4th)*
UCLA	21	Ewaliko from Brown (3rd)
Colorado State	20	Collie from Brown (2nd)
UMass	20	Ursua from Brown (2nd)
UMass	20	Ursua from Brown (1st)

## RUSHING (20 yards or longer)

Opponent	Yards	Play (Quarter)
Nevada	75	Saint Juste rush (3rd)*
UCLA	66	Saint Juste rush (4th)
UCLA	58	McDonald rush (4th)
WCU	57	Saint Juste rush (2nd)
Colorado State	49	Tuiasoa rush (4th)
SJSU	38	Saint Juste (3rd)
WCU	32	Tuiasoa rush (4th)
UMass	29	Brown rush (1st)*
Colorado State	27	Saint Juste rush (3rd)
SJSU	26	Saint Juste rush (4th)
WCU	23	Collie rush (2nd)
Nevada	22	Saint Juste rush (1st)
Nevada	21	Saint Juste rush (4th)

## DEFENSIVE (20 yards or longer)

Opponent	Yards	Play (Quarter)
WCU	24	Lewis interception return (1st)

## SPECIAL TEAMS (40 yds/KO; 20 yds/punt return)

Opponent	Yards	Play (Quarter)
WCU	89	Henderson blocked FG return (3rd)*

\* resulted in touchdown

## OPPONENTS

## PASSING (20 yards or longer)

Opponent	Yards	Play (Quarter)
Colorado St	76	Gallup from Stevens (2nd)
SJSU	59	Johnson from Aaron (3rd)*
SJSU	48	Blackwell from Aaron (3rd)
UMass	41	Breneman from Ford (3rd)
UCLA	39	Starks from Wilson (2nd)
Colorado State	38	Clark from Stevens (1st)*
Nevada	37	Armstrong from Gangi (2nd)
Colorado State	36	Clark from Stevens (1st)*
SJSU	35	Blackwell from Aaron (3rd)
UCLA	34	Andrews from Rosen (3rd)*
WCU	33	Robinson from Adams, lateral to Newsome (1st)
UMass	33	Palmer from Ford (2nd)
Nevada	32	Dempts from Gangi (4th)*
SJSU	31	Neuens from Aaron (1st)
Nevada	31	Dempts from Gangi (2nd)
Colorado State	29	Gallup from Stevens (3rd)*
UMass	28	Breneman from Ford (1st)
SJSU	27	Hartley from Aaron (2nd)
Colorado St	26	Gallup from Stevens (3rd)
UCLA	26	Howard from Rosen (1st)*
WCU	26	Newsome from Adams (2nd)
UMass	26	Breneman from Ford (3rd)
Wyoming	25	Price from Allen (OT)*
UCLA	25	Pabico from Rosen (4th)
UCLA	25	Andrews from Rosen (1st)*
Colorado St	24	Gallup from Stevens (3rd)
UCLA	24	Andrews from Rosen (2nd)
WCU	24	Spencer from Adams (3rd)
WCU	23	Payne from Adams (1st)
UMass	23	Breneman from Comis (2nd)
Colorado State	22	Gallup from Stevens (3rd)
Nevada	22	O'Leary-Orange from Gangi (1st)
Nevada	22	Moore from Gangi (3rd)*
SJSU	21	Oliver from Aaron (3rd)
Colorado State	21	Butler from Stevens (2nd)
Nevada	21	Dempts from Gangi (2nd)
UCLA	20	Starks from Rosen (3rd)

## RUSHING (20 yards or longer)

Opponent	Yards	Play (Quarter)
Colorado State	66	Matthews rush (4th)*
Nevada	66	Moore rush (1st)
Wyoming	59	Woods rush (4th)
WCU	49	Holloway rush (3rd)
Colorado State	46	Dawkins rush (4th)
Nevada	43	Moore rush (2nd)
Wyoming	34	Woods rush (2nd)*
WCU	28	Adams rush (2nd)
UCLA	25	Stephens rush (4th)
UCLA	25	Felton rush (4th)
UCLA	25	Starks rush (1st)
WCU	24	Adams rush (3rd)
Wyoming	22	Allen rush (2nd)
Nevada	22	Moore rush (3rd)
SJSU	21	Aaron rush (1st)
UMass	21	Young rush (4th)*

## DEFENSIVE (20 yards or longer)

Opponent	Yards	Play (Quarter)
UCLA	30	Holmes interception return (2nd)*
Wyoming	24	Wingard interception return (3rd)

## SPECIAL TEAMS (40 yds/KO; 20 yds/punt return)

Opponent	Yards	Play (Quarter)
Wyoming	97	Hall kick return (3rd)*
SJSU	96	Johnson kick return (4th)*
UCLA	54	Holmes kick return (3rd)
UMass	44	Isabella kick return (4th)
Wyoming	37	Conway punt return (4th)

\* resulted in touchdown





**PASSING****Pass yards**

Stat	Individual	Total	Opponent	Date
500+	Kellen Moore	507	Boise State	11/6/10
400+	Brent Stockstill	432	Middle Tennessee	12/24/16
300+	Montel Aaron	322	San Jose State	10/14/17

**Touchdown Passes**

Stat	Individual	Total	Opponent	Date
7+	Brett Smith	7	Wyoming	11/23/13
6+	Zack Greenlee	6	Fresno State	11/14/15
5+	Josh Rosen	5	UCLA	9/9/17

**Pass Attempts**

Stat	Individual	Total	Opponent	Date
50+	Brent Stockstill	51	Middle Tennessee	12/24/16

**Pass Completions**

Stat	Individual	Total	Opponent	Date
35+	Davis Webb	38	Cal	8/27/16

**RECEIVING****Receiving yards**

Stat	Individual	Total	Opponent	Date
250+	J.R. Toliver	283	San Diego St.	12/7/02
200+	Michael Gallup	212	Colorado State	9/30/17
150+	Adam Breneman	179	at UMass	8/26/17

**Touchdown Receptions**

Stat	Individual	Total	Opponent	Date
4+	Robert Herron	4	Wyoming	11/23/13

**Receptions**

Stat	Individual	Total	Opponent	Date
15+	Anthony Crissinger-Hill	15	Fla. Atlantic	9/4/04
12+	Chad Hansen	14	Cal	8/27/16
10+	Ty Lee	10	Middle Tennessee	12/24/16

**Long Reception**

Stat	Individual	Yds	Opponent	Date
90+	John Ross	91	Washington	8/30/14
80+	Aaron Criswell	85	at UNLV	11/7/15
70+	Michael Gallup	76	Colorado State	9/30/17

**Two Players with 100+ yards receiving**

Richie James (162), Ty Lee (100), Middle Tennessee, 12/24/16

**RUSHING****Rush Yards**

Stat	Individual	Total	Opponent	Date
300+	Ron Dayne	339	Wisconsin	11/30/96
200+	Kelton Moore	216	Nevada	10/7/17
150+	Kelton Moore	216	Nevada	10/7/17
100+	Kelton Moore	216	Nevada	10/7/17

**Rush Attempts**

Stat	Individual	Total	Opponent	Date
35+	Kasey Carrier	35	New Mexico	10/13/12
30+	Jacobi Owens	30	Air Force	10/31/15

**Rush Touchdowns**

Stat	Individual	Total	Opponent	Date
6+	Stefphon Jefferson	6	Nevada	9/22/12
5+	Stefphon Jefferson	6	Nevada	9/22/12
4+	A.J. Schurr	4	Army	11/30/13

**Long Rush**

Stat	Individual	Total	Opponent	Date
80+	Tim Cornett	80	UNLV	9/17/11
70+	Rashaad Penny	73	San Diego State	11/5/16
60+	Kelton Moore	66	Nevada	10/6/17
50+	Kelton Moore	66	Nevada	10/6/17

**Two players rushed for 100+ yards**

Donnel Pumphrey (112), Rashaad Penny (108), San Diego State, 11/5/16

**Total Touchdowns**

Stat	Individual	Total	Opponent	Date
7+	Stefphon Jefferson	7	Nevada	9/22/12
6+	Stefphon Jefferson	7	Nevada	9/22/12
5+	Stefphon Jefferson	7	Nevada	9/22/12
4+	Garrett Grayson	4	Colorado State	11/8/14

**DEFENSE****Interceptions**

Stat	Individual	Total	Opponent	Date
3+	Brandyn Thompson	3	Boise St.	10/17/08

**An interception was returned for a TD...**

Darnay Holmes (30 yards), UCLA, 9/9/17

**A fumble was returned for a touchdown...**

Lee Crosby (46 yds), New Mexico, 10/29/16

**A safety was recorded...**

by Oregon State, 9/7/13

**SPECIAL TEAMS****A kickoff was returned for a TD**

Rashead Johnson (96 yds) San Jose State , 10/14/17

**A punt was returned for a TD**

Londell Lee (79 yds) UT Martin, 9/10/16

**A punt was blocked**

Sergio Brown, Notre Dame, 12/24/08

**Blocked punt returned for a TD**

T.J. Jones, Northwestern, 11/27/04

**A field goal was blocked**

Jordan Dobrich, Nevada, 10/25/14

**A PAT was blocked...**

Keion Crossen, Western Carolina, 9/2/17

**A blocked PAT was returned for 2 pts...**

Keion Crossen, Western Carolina, 9/2/17

**A field goal of 50+ yards**

Nolan Kohorst (50 yd), UNLV, 9/17/11

**Did Not Attempt a Punt...**

at Michigan, 9/3/16

**TEAM****Total Offense**

Stat	Opponent	Total	Date
700+	Wyoming	793	11/23/13
600+	Colorado State	610	9/30/17
500+	San Jose State	504	10/14/17
200<	South Alabama	166	12/1/12

**Pass Yards**

Stat	Opponent	Total	Date
500+	Boise State	507	11/6/10
400+	Middle Tennessee	432	12/24/16
300+	San Jose State	381	10/14/17
100<	Wyoming	92	9/23/17

**Rush Yards**

Stat	Opponent	Total	Date
500+	Fresno St.	503	11/12/04
400+	Air Force	496	10/31/15
300+	Air Force	389	10/22/16
200+	Nevada	268	10/7/17
100<	UNLV	51	11/22/14

**Points**

Stat	Opponent	Total	Date
60+	Michigan	63	9/3/16
50+	Colorado State	51	9/30/17
40+	Colorado State	51	9/30/17

**Turnovers**

Stat	Opponent	Total	Date
7+	at Washington St.	7	9/12/09
6+	San José St.	6	10/14/11
5+	Fresno State	5	9/28/13

**Turnovers Forced**

Stat	Opponent	Total	Date
6+	at Nevada	6	9/21/13
5+	at Boise State	5	10/3/15

**Interceptions**

Stat	Opponent	Total	Date
5+	Tulsa	5	12/24/10

**Sacks**

Stat	Opponent	Total	Date
8+	Notre Dame	8	12/24/08
7+	at Rice	7	10/4/14

**COMBINED****Two teams combined for 100+ points...**

Hawai'i (56) at Wyoming (59), 115 points, 11/23/13

**Two teams combined for 1,000 or more yards of total offense...**

Hawai'i (477) vs Nevada (566), 1,043 yards, 10/7/17

**Two teams combined for 1,400 or more yards of total offense...**

Hawai'i (624) at Wyoming (793), 1,417 yards, 11/23/13

**Two teams rushed for less than 100 yards in a game...**

Oregon State (57) vs. Hawai'i (69), 9/7/13

**Two teams passed for less than 100 yards in a game...**

SMU (83) vs. Hawai'i (79), 10/3/98

Team Statistics	UH	OPP
SCORING	202	249
Points Per Game	28.9	35.6
Points Off Turnovers	21	31
FIRST DOWNS	154	160
Rushing	69	65
Passing	76	81
Penalty	9	14
RUSHING YARDAGE	1534	1286
Yards gained rushing	1671	1492
Yards lost rushing	137	206
Rushing Attempts	270	256
Average Per Rush	5.7	5.0
Average Per Game	219.1	183.7
TDs Rushing	13	12
PASSING YARDAGE	1827	2063
Comp-Att-Int	152-239-7	143-212-4
Average Per Pass	7.6	9.7
Average Per Catch	12.0	14.4
Average Per Game	261.0	294.7
TDs Passing	14	19
TOTAL OFFENSE	3361	3349
Total Plays	509	468
Average Per Play	6.6	7.2
Average Per Game	480.1	478.4
KICK RETURNS: #-Yards	26-553	35-767
PUNT RETURNS: #-Yards	3-14	13-122
INT RETURNS: #-Yards	4-48	7-79
KICK RETURN AVERAGE	21.3	21.9
PUNT RETURN AVERAGE	4.7	9.4
INT RETURN AVERAGE	12.0	11.3
FUMBLES-LOST	9-3	14-4
PENALTIES-Yards	63-564	47-431
Average Per Game	80.6	61.6
PUNTS-Yards	27-1148	24-975
Average Per Punt	42.5	40.6
Net punt average	38.0	38.4
KICKOFFS-Yards	36-2064	44-2752
Average Per Kick	57.3	62.5
Net kick average	35.3	40.3
TIME OF POSSESSION/Game	32:59	27:01
3RD-DOWN Conversions	40/92	47/94
3rd-Down Pct	43%	50%
4TH-DOWN Conversions	7/17	7/11
4th-Down Pct	41%	64%
SACKS BY-Yards	19-127	14-94
MISC YARDS	89	-5
TOUCHDOWNS SCORED	28	34
FIELD GOALS-ATTEMPTS	1-4	4-11
ON-SIDE KICKS	0-0	0-0
RED-ZONE SCORES	(20-28) 71%	(22-29) 76%
RED-ZONE TOUCHDOWNS	(19-28) 68%	(19-29) 66%
PAT-ATTEMPTS	(27-28) 96%	(31-33) 94%
ATTENDANCE	76178	96951
Games/Avg Per Game	3/25393	4/24238
Neutral Site Games		0/0

Score by Quarters	1st	2nd	3rd	4th	OT	Total
Hawai'i	21	63	55	63	0	202
Opponents	52	79	70	41	7	249

## INDIVIDUAL STATISTICS

## HAWAI'I VS. SAN DIEGO STATE (OCT. 28, 2017)

Rushing	gp-gs	att	gain	loss	net	avg	td	lg	avg/g
SAINT JUSTE, D.	7-7	183	1123	29	1094	6.0	6	75	156.3
TUIASOA, Ryan	7-0	34	246	1	245	7.2	5	49	35.0
MCDONALD, Cole	4-0	7	93	4	89	12.7	1	58	22.2
BROWN, Dru	7-7	30	134	95	39	1.3	1	29	5.6
HOLLY III, F.	2-0	9	30	3	27	3.0	0	9	13.5
COLLIE, Dylan	7-6	1	23	0	23	23.0	0	23	3.3
GAUDION, Stan	7-0	1	19	0	19	19.0	0	19	2.7
TORRES, Dakota	6-3	1	3	0	3	3.0	0	3	0.5
TEAM	4-0	4	0	5	-5	-1.2	0	0	-1.2
Total	7	270	1671	137	1534	5.7	13	75	219.1
Opponents	7	256	1492	206	1286	5.0	12	66	183.7

Passing	gp-gs	effic	comp-att-int	pct	yds	td	lg	avg/g
BROWN, Dru	7-7	141.22	149-234-7	63.7	1816	13	85	259.4
MCDONALD, Cole	4-0	140.90	2-4-0	50.0	4	1	4	1.0
BROWNHOLTZ, C.	1-0	158.80	1-1-0	100.0	7	0	7	7.0
Total	7	141.28	152-239-7	63.6	1827	14	85	261.0
Opponents	7	175.00	143-212-4	67.5	2063	19	76	294.7

Receiving	gp-gs	no.	yds	avg	td	lg	avg/g
URSUA, John	6-6	47	667	14.2	5	85	111.2
BARKER, Ammon	7-3	25	273	10.9	0	25	39.0
COLLIE, Dylan	7-6	24	288	12.0	2	50	41.1
ARMSTRONG-BROWN	7-0	15	126	8.4	1	17	18.0
EWALIKO, Keelan	7-3	12	176	14.7	0	56	25.1
'UNGA, M.	4-3	9	86	9.6	1	19	21.5
SAINT JUSTE, D.	7-7	9	67	7.4	1	16	9.6
GREELEY, Kade	5-1	4	85	21.2	2	42	17.0
TORRES, Dakota	6-3	4	23	5.8	2	9	3.8
CHUNG, Kaiwi	6-2	1	37	37.0	0	37	6.2
TULLIS, Davine	3-0	1	0	0.0	0	0	0.0
TIMOTEO, K.	5-1	1	-1	-1.0	0	0	-0.2
Total	7	152	1827	12.0	14	85	261.0
Opponents	7	143	2063	14.4	19	76	294.7

Punt Returns	no.	yds	avg	td	lg
URSUA, John	2	11	5.5	0	11
COLLIE, Dylan	1	3	3.0	0	3
Total	3	14	4.7	0	11
Opponents	13	122	9.4	0	37

Interceptions	no.	yds	avg	td	lg
LEWIS, Daniel	1	24	24.0	0	24
MATAUTIA, S.	1	1	1.0	0	1
FARRIS, R.	1	15	15.0	0	15
TAVAI, Jahlani	1	8	8.0	0	8
Total	4	48	12.0	0	24
Opponents	7	79	11.3	1	30

Kick Returns	no.	yds	avg	td	lg
EWALIKO, Keelan	23	489	21.3	0	38
SAYLES, T.	3	64	21.3	0	22
Total	26	553	21.3	0	38
Opponents	35	767	21.9	2	97

Fumble Returns	no.	yds	avg	td	lg
FALEMALU, R.	1	9	9.0	0	9
TAVAI, Jahlani	1	15	15.0	0	15
HENDERSON, T.	0	0	0.0	1	0
Total	2	24	12.0	1	15
Opponents	0	0	0.0	0	0

# INDIVIDUAL STATISTICS

# HAWAI'I VS. SAN DIEGO STATE (OCT. 28, 2017)

Scoring	td	fg	PAT				dxp	saf	pts
			kick	rush	rcv	pass			
SAINT JUSTE, D.	7	-	-	-	-	-	-	42	
URSUA, John	5	-	-	-	-	-	-	30	
TUIASOA, Ryan	5	-	-	-	-	-	-	30	
TRIFONOVITCH	-	-	27-28	-	-	-	-	27	
GREELEY, Kade	2	-	-	-	-	-	-	12	
COLLIE, Dylan	2	-	-	-	-	-	-	12	
TORRES, Dakota	2	-	-	-	-	-	-	12	
MCDONALD, Cole	1	-	-	-	-	-	-	6	
ARMSTRONG-BROWN	1	-	-	-	-	-	-	6	
HENDERSON, T.	1	-	-	-	-	-	-	6	
'UNGA, M.	1	-	-	-	-	-	-	6	
BROWN, Dru	1	-	-	-	-	-	-	6	
MESKELL, Ryan	-	1-4	-	-	-	-	-	3	
PADELLO, K.	-	-	-	-	-	-	1	2	
FARRIS, R.	-	-	-	-	-	-	1	2	
Total	28	1-4	27-28	-	-	-	1 1	202	
Opponents	34	4-11	31-33	0-1	-	-	1	249	

Total Offense	g	plays	rush	pass	total	avg/g
BROWN, Dru	7	264	39	1816	1855	265.0
SAINT JUSTE, D.	7	183	1094	0	1094	156.3
TUIASOA, Ryan	7	34	245	0	245	35.0
MCDONALD, Cole	4	11	89	4	93	23.2
HOLLY III, F.	2	9	27	0	27	13.5
COLLIE, Dylan	7	1	23	0	23	3.3
GAUDION, Stan	7	1	19	0	19	2.7
BROWNHOLTZ, C.	1	1	0	7	7	7.0
TORRES, Dakota	6	1	3	0	3	0.5
TEAM	4	4	-5	0	-5	-1.2
Total	7	509	1534	1827	3361	480.1
Opponents	7	468	1286	2063	3349	478.4

Field Goals	fg	pct.	01-19	20-29	30-39	40-49	50-99	lg	blk
MESKELL, Ryan	1-4	25.0	0-0	1-1	0-1	0-1	0-1	29	0

Punting	no.	yds	avg	lg	tb	fc	i20	50+	blk
GAUDION, Stan	27	1148	42.5	55	0	8	12	3	0
Total	27	1148	42.5	55	0	8	12	3	0
Opponents	24	975	40.6	55	2	11	11	4	0

FG Sequence	Hawai'i	Opponents
Massachusetts	(29)	-
Western Carolina	38	45,25,(30),29,37
UCLA	50	-
Wyoming Cowboys	-	47
Colorado State	47	(33)
Nevada	-	42
San Jose State	-	(28),(52),51

Kickoffs	no.	yds	avg	tb	ob	retn	net	ydln
MESKELL, Ryan	36	2064	57.3	1	0			
Total	36	2064	57.3	1	0	21.9	35.3	29
Opponents	44	2752	62.5	17	0	21.3	40.3	24

Numbers in (parentheses) indicate field goal was made.

All Purpose	g	rush	rcv	pr	kr	ir	total	avg/g
SAINT JUSTE,	7	1094	67	0	0	0	1161	165.9
URSUA, John	6	0	667	11	0	0	678	113.0
EWALIKO, Keel	7	0	176	0	489	0	665	95.0
COLLIE, Dylan	7	23	288	3	0	0	314	44.9
BARKER, Ammo	7	0	273	0	0	0	273	39.0
TUIASOA, Ryan	7	245	0	0	0	0	245	35.0
ARMSTRONG-B	7	0	126	0	0	0	126	18.0
MCDONALD, Co	4	89	0	0	0	0	89	22.2
'UNGA, M.	4	0	86	0	0	0	86	21.5
GREELEY, Kad	5	0	85	0	0	0	85	17.0
SAYLES, T.	7	0	0	0	64	0	64	9.1
BROWN, Dru	7	39	0	0	0	0	39	5.6
CHUNG, Kaiwi	6	0	37	0	0	0	37	6.2
HOLLY III, F.	2	27	0	0	0	0	27	13.5
TORRES, Dakot	6	3	23	0	0	0	26	4.3
LEWIS, Daniel	7	0	0	0	0	24	24	3.4
GAUDION, Stan	7	19	0	0	0	0	19	2.7
FARRIS, R.	6	0	0	0	0	15	15	2.5
TAVAI, Jahlani	7	0	0	0	0	8	8	1.1
MATAUTIA, S.	7	0	0	0	0	1	1	0.1
TIMOTEO, K.	5	0	-1	0	0	0	-1	-0.2
TEAM	4	-5	0	0	0	0	-5	-1.2
Total	7	1534	1827	14	553	48	3976	568.0
Opponents	7	1286	2063	122	767	79	4317	616.7

**DEFENSIVE STATS**

**HAWAI'I VS. SAN DIEGO STATE (OCT. 28, 2017)**

#	Defensive Leaders	gp-gs	Tackles				tfl/yds	Sacks		Pass defense			Fumbles		blkd	
			ua	a	tot			no-yds	int-yds	brup	qbh	rcv-yds	ff	kick	saf	
31	TAVAI, Jahlani	7-7	39	22	61	7.5-29	3.5-20	1-8	.	1	1-15	.	.	.		
4	LEWIS, Daniel	7-7	30	9	39	0.5-1	.	1-24	3	.	.	1	.	.		
27	MATAUTIA, S.	7-7	24	14	38	1.5-2	.	1-1	.	1	.	2	.	.		
39	HENDERSON, T.	6-6	24	6	30	.	.	.	2	.	.	.	.	.		
44	WILLIAMS, R.	7-7	18	10	28	2.5-12	1.0-9	.	1	1	.	.	.	.		
18	FARRIS, R.	6-6	17	10	27	0.5-0	.	1-15	3	.	.	.	.	.		
3	MANOA, David	7-7	17	4	21	7.0-28	3.0-16	.	.	1	.	1	.	.		
10	PRITCHARD, J.	7-0	15	3	18	5.0-23	3.0-17	.	.	.	.	.	.	.		
98	MOALA, Viane	6-4	10	8	18	5.0-13	.	.	.	1	.	1	2	.		
14	HUDSONRASMUSSEN	7-5	12	6	18	1.0-1	.	.	4	.	.	.	.	.		
97	KOLOAMATANGI, M	7-7	7	9	16	4.0-26	4.0-26	.	.	3	1-0	.	2	.		
91	AKOTEU, Sam	6-4	7	8	15	1.0-1	.	.	.	1	.	.	.	.		
16	HICKS, Kalen	7-1	11	4	15	1.5-17	1.0-17	.	.	.	.	.	.	.		
99	CHOI, Zeno	7-1	10	4	14	2.5-9	0.5-3	.	1	1	.	.	.	.		
13	SANTIAGO, Keala	7-2	9	3	12	1.0-5	1.0-5	.	.	.	.	1	.	.		
19	FORD, Eugene	7-2	9	3	12	1.0-1	.	.	1	.	.	.	.	.		
92	HENDRIE, M.	6-0	3	8	11	0.5-5	0.5-5	.	.	.	.	.	.	.		
8	FAALOLOGO, P.	6-3	3	7	10	.	.	.	.	.	.	.	.	.		
43	ELDRIDGE, T.	4-0	4	3	7	1.0-3	0.5-3	.	.	.	.	.	.	.		
96	PADELLO, K.	7-0	5	2	7	1.0-6	1.0-6	.	.	.	.	.	.	1		
17	SAYLES, T.	7-1	4	1	5	1.0-3	.	.	.	.	.	.	.	.		
40	MULANGA, Dany	7-0	4	1	5	.	.	.	.	.	.	.	.	.		
2B	OKEKE, Ikem	7-0	1	4	5	.	.	.	.	.	.	.	.	.		
24	TOLLIVER, Mykal	4-0	3	1	4	.	.	.	.	.	.	.	.	.		
11	DOMINIQUE, Jay	5-0	2	2	4	.	.	.	.	.	.	.	.	.		
58	FALEMALU, R.	7-0	2	1	3	0.5-2	.	.	.	.	1-9	.	.	.		
37	GERARD, Austin	7-0	3	.	3	.	.	.	.	.	.	.	.	.		
20	WILSON, Zach	2-0	2	1	3	0.5-1	.	.	.	.	.	.	.	.		
80	BARKER, Ammon	7-3	2	.	2	.	.	.	.	.	.	.	.	.		
42	FURUTA, Dayton	7-0	2	.	2	.	.	.	.	.	.	.	.	.		
36	SCRUTON, Ben	7-0	2	.	2	.	.	.	.	.	.	.	.	.		
33	PAVIHI, Penei	7-0	2	.	2	.	.	.	.	.	.	.	.	.		
61	FAAGAU, Wesley	6-0	1	1	2	.	.	.	.	.	.	.	.	.		
1	BORDEN, Noah	7-0	.	2	2	.	.	.	.	.	.	.	.	.		
12	EWALIKO, Keelan	7-3	1	.	1	.	.	.	.	.	.	.	.	.		
4F	MESKELL, Ryan	7-0	.	1	1	.	.	.	.	.	.	.	.	.		
59	BROMAN, Max	6-0	.	1	1	.	.	.	.	.	.	.	.	.		
28	HAYES, Cameron	1-0	1	.	1	.	.	.	.	.	.	.	.	.		
83	GREELEY, Kade	5-1	1	.	1	.	.	.	.	.	.	.	.	.		
81	TIMOTEO, K.	5-1	1	.	1	.	.	.	.	.	.	.	.	.		
66	MOANANU, E.	7-0	.	1	1	.	.	.	.	.	.	.	1	.		
60	POSA, Chris	7-7	1	.	1	.	.	.	.	.	.	.	.	.		
85	ARMSTRONG-BROWN	7-0	1	.	1	.	.	.	.	.	.	.	.	.		
9I	GAUDION, Stan	7-0	1	.	1	.	.	.	.	.	.	.	.	.		
48	TUIASOA, Ryan	7-0	.	.	.	.	.	.	.	.	1-0	.	.	.		
Total		7	311	160	471	46-188	19-127	4-48	15	10	4-24	6	5	1		
Opponents		7	319	152	471	34-134	14-94	7-79	30	.	3-0	4	1	.		

**INDIVIDUAL GAME HIGHS**

Rushes	39	SAINT JUSTE, D. vs San Jose State (Oct 14, 2017)
Yards Rushing	241	SAINT JUSTE, D. at Nevada (Oct 07, 2017)
TD Rushes	2	TUIASOA, Ryan vs Western Carolina (Sep 02, 2017)
	2	SAINT JUSTE, D. vs San Jose State (Oct 14, 2017)
Long Rush	75	SAINT JUSTE, D. at Nevada (Oct 07, 2017)
Pass attempts	47	BROWN, Dru vs Colorado State (Sep 30, 2017)
Pass completions	31	BROWN, Dru vs Colorado State (Sep 30, 2017)
Yards Passing	391	BROWN, Dru at Massachusetts (Aug 26, 2017)
TD Passes	3	BROWN, Dru at Massachusetts (Aug 26, 2017)
Long Pass	85	BROWN, Dru at Massachusetts (Aug 26, 2017)
Receptions	12	URSUA, John at Massachusetts (Aug 26, 2017)
Yards Receiving	272	URSUA, John at Massachusetts (Aug 26, 2017)
TD Receptions	1	URSUA, John at Massachusetts (Aug 26, 2017)
	1	'UNGA, M. at Massachusetts (Aug 26, 2017)
	1	ARMSTRONG-BROWN at Massachusetts (Aug 26, 2017)
	1	COLLIE, Dylan vs Western Carolina (Sep 02, 2017)
	1	TORRES, Dakota vs Western Carolina (Sep 02, 2017)
	1	URSUA, John at UCLA (Sep 09, 2017)
	1	SAINT JUSTE, D. at UCLA (Sep 09, 2017)
	1	URSUA, John at Wyoming Cowboys (Sep 23, 2017)
	1	URSUA, John vs Colorado State (Sep 30, 2017)
	1	GREELEY, Kade vs Colorado State (Sep 30, 2017)
	1	URSUA, John at Nevada (Oct 07, 2017)
	1	GREELEY, Kade at Nevada (Oct 07, 2017)
	1	COLLIE, Dylan vs San Jose State (Oct 14, 2017)
	1	TORRES, Dakota vs San Jose State (Oct 14, 2017)
Long Reception	85	URSUA, John at Massachusetts (Aug 26, 2017)
Field Goals	1	MESKELL, Ryan at Massachusetts (Aug 26, 2017)
Long Field Goal	29	MESKELL, Ryan at Massachusetts (Aug 26, 2017)
Punts	5	GAUDION, Stan at Wyoming Cowboys (Sep 23, 2017)
	5	GAUDION, Stan at Nevada (Oct 07, 2017)
Punting Avg	47.2	GAUDION, Stan at Wyoming Cowboys (Sep 23, 2017)
Long Punt	55	GAUDION, Stan at Wyoming Cowboys (Sep 23, 2017)
Punts inside 20	3	GAUDION, Stan at Nevada (Oct 07, 2017)
Long Punt Return	11	URSUA, John vs Colorado State (Sep 30, 2017)
Long Kickoff Return	38	EWALIKO, Keelan at Massachusetts (Aug 26, 2017)
Tackles	14	TAVAI, Jahlani vs Colorado State (Sep 30, 2017)
Sacks	2.0	PRITCHARD, J. at Massachusetts (Aug 26, 2017)
	2.0	TAVAI, Jahlani at Massachusetts (Aug 26, 2017)
Tackles For Loss	3.0	MOALA, Viane vs Western Carolina (Sep 02, 2017)
Interceptions	1	MATAUTIA, S. at Massachusetts (Aug 26, 2017)
	1	LEWIS, Daniel vs Western Carolina (Sep 02, 2017)
	1	FARRIS, R. at Nevada (Oct 07, 2017)
	1	TAVAI, Jahlani vs San Jose State (Oct 14, 2017)

**OPPONENT INDIVIDUAL GAME HIGHS**

Rushes	23	Tyrie Adams, vs Western Carolina (Sep 02, 2017)
Yards Rushing	216	MOORE, Kelton, at Nevada (Oct 07, 2017)
TD Rushes	2	YOUNG, Marquis, at Massachusetts (Aug 26, 2017)
	2	MATTHEWS, I., vs Colorado State (Sep 30, 2017)
Long Rush	66	MATTHEWS, I., vs Colorado State (Sep 30, 2017)
	66	MOORE, Kelton, at Nevada (Oct 07, 2017)
Pass attempts	40	Tyrie Adams, vs Western Carolina (Sep 02, 2017)
Pass completions	25	GANGI, Ty, at Nevada (Oct 07, 2017)
Yards Passing	351	STEVENS, N., vs Colorado State (Sep 30, 2017)
TD Passes	5	Rosen, Josh, at UCLA (Sep 09, 2017)
Long Pass	76	STEVENS, N., vs Colorado State (Sep 30, 2017)
Receptions	9	BRENEMAN, Adam, at Massachusetts (Aug 26, 2017)
	9	T. Robinson, vs Western Carolina (Sep 02, 2017)
Yards Receiving	212	GALLUP, M., vs Colorado State (Sep 30, 2017)
TD Receptions	3	Andrews, Darren, at UCLA (Sep 09, 2017)
Long Reception	76	GALLUP, M., vs Colorado State (Sep 30, 2017)
Field Goals	2	CRAWFORD, Bryce, vs San Jose State (Oct 14, 2017)
Long Field Goal	52	CRAWFORD, Bryce, vs San Jose State (Oct 14, 2017)
Punts	6	ZALESKI, Tim, at Wyoming Cowboys (Sep 23, 2017)
Punting Avg	47.0	Ian Berryman, vs Western Carolina (Sep 02, 2017)
	47.0	STONEHOUSE, R., vs Colorado State (Sep 30, 2017)
Long Punt	55	STONEHOUSE, R., vs Colorado State (Sep 30, 2017)
Punts inside 20	3	ZALESKI, Tim, at Wyoming Cowboys (Sep 23, 2017)
Long Punt Return	37	CONWAY, Austin, at Wyoming Cowboys (Sep 23, 2017)
Long Kickoff Return	97	HALL, Tyler, at Wyoming Cowboys (Sep 23, 2017)
Tackles	14	WILSON, Logan, at Wyoming Cowboys (Sep 23, 2017)
Sacks	2.0	REED, Malik, at Nevada (Oct 07, 2017)
Tackles For Loss	3.0	PAULHUS, Austin, at Nevada (Oct 07, 2017)
Interceptions	1	RODGERS, Isaiah, at Massachusetts (Aug 26, 2017)
	1	Marvin Tillman, vs Western Carolina (Sep 02, 2017)
	1	Kendall White, vs Western Carolina (Sep 02, 2017)
	1	Holmes, Darnay, at UCLA (Sep 09, 2017)
	1	WINGARD, A., at Wyoming Cowboys (Sep 23, 2017)
	1	MALUIA, Cassh, at Wyoming Cowboys (Sep 23, 2017)
	1	CRUMBIE, Vosean, at Nevada (Oct 07, 2017)

**TEAM GAME HIGHS**

Rushes	50	vs San Jose State (Oct 14, 2017)
Yards Rushing	299	vs Western Carolina (Sep 02, 2017)
Yards Per Rush	7.1	vs Colorado State (Sep 30, 2017)
TD Rushes	3	vs Western Carolina (Sep 02, 2017)
	3	vs San Jose State (Oct 14, 2017)
Pass attempts	47	vs Colorado State (Sep 30, 2017)
Pass completions	31	vs Colorado State (Sep 30, 2017)
Yards Passing	391	at Massachusetts (Aug 26, 2017)
Yards Per Pass	10.3	at Massachusetts (Aug 26, 2017)
TD Passes	3	at Massachusetts (Aug 26, 2017)
Total Plays	81	at UCLA (Sep 09, 2017)
Total Offense	515	at UCLA (Sep 09, 2017)
Yards Per Play	7.7	at Nevada (Oct 07, 2017)
Points	41	vs Western Carolina (Sep 02, 2017)
Sacks By	5	at Massachusetts (Aug 26, 2017)
	5	vs Western Carolina (Sep 02, 2017)
First Downs	25	at UCLA (Sep 09, 2017)
Penalties	11	vs Western Carolina (Sep 02, 2017)
	11	at Nevada (Oct 07, 2017)
Penalty Yards	114	at Nevada (Oct 07, 2017)
Turnovers	2	vs Western Carolina (Sep 02, 2017)
	2	at Wyoming Cowboys (Sep 23, 2017)
	2	at Nevada (Oct 07, 2017)
Interceptions By	1	at Massachusetts (Aug 26, 2017)
	1	vs Western Carolina (Sep 02, 2017)
	1	at Nevada (Oct 07, 2017)
	1	vs San Jose State (Oct 14, 2017)
Punts	5	at Wyoming Cowboys (Sep 23, 2017)
	5	at Nevada (Oct 07, 2017)
Punting Avg	47.2	at Wyoming Cowboys (Sep 23, 2017)
Long Punt	55	at Wyoming Cowboys (Sep 23, 2017)
Punts inside 20	3	at Nevada (Oct 07, 2017)
Long Punt Return	11	vs Colorado State (Sep 30, 2017)

**OPPONENT TEAM GAME HIGHS**

Rushes	48	vs Western Carolina (Sep 02, 2017)
Yards Rushing	268	at Nevada (Oct 07, 2017)
Yards Per Rush	7.1	at Nevada (Oct 07, 2017)
TD Rushes	3	at Massachusetts (Aug 26, 2017)
	3	vs Colorado State (Sep 30, 2017)
Pass attempts	41	vs Western Carolina (Sep 02, 2017)
Pass completions	26	at Nevada (Oct 07, 2017)
Yards Passing	381	vs San Jose State (Oct 14, 2017)
Yards Per Pass	16.0	vs Colorado State (Sep 30, 2017)
TD Passes	5	at UCLA (Sep 09, 2017)
Total Plays	89	vs Western Carolina (Sep 02, 2017)
Total Offense	610	vs Colorado State (Sep 30, 2017)
Yards Per Play	10.3	vs Colorado State (Sep 30, 2017)
Points	56	at UCLA (Sep 09, 2017)
Sacks By	4	at Massachusetts (Aug 26, 2017)
	4	at Nevada (Oct 07, 2017)
First Downs	30	vs Western Carolina (Sep 02, 2017)
Penalties	11	vs San Jose State (Oct 14, 2017)
Penalty Yards	104	vs San Jose State (Oct 14, 2017)
Turnovers	3	vs Western Carolina (Sep 02, 2017)
Interceptions By	2	vs Western Carolina (Sep 02, 2017)
	2	at Wyoming Cowboys (Sep 23, 2017)
Punts	6	at Wyoming Cowboys (Sep 23, 2017)
Punting Avg	47.0	vs Western Carolina (Sep 02, 2017)
	47.0	vs Colorado State (Sep 30, 2017)
Long Punt	55	vs Colorado State (Sep 30, 2017)
Punts inside 20	3	at Wyoming Cowboys (Sep 23, 2017)
Long Punt Return	37	at Wyoming Cowboys (Sep 23, 2017)

TEAM STATISTICS

Date	Opponent	Rushing				Receiving				Passing				Kick Returns			Punt Returns				tot off	
		no.	yds	td	lg	no.	yds	td	lg	cmp-att-int	yds	td	lg	no.	yds	td	lg	no.	yds	td		lg
Aug 26	at Massachusetts	35	112	2	29	25	391	3	85	25-38-1	391	3	85	6	159	0	38	1	0	0	0	503
Sep 02	WESTERN CAROLINA	49	299	3	57	12	154	2	50	12-24-2	154	2	50	4	83	0	21	1	3	0	3	453
Sep 09	at UCLA	42	281	1	66	24	234	2	37	24-39-1	234	2	37	4	71	0	23	0	0	0	0	515
Sep 23	at Wyoming Cowboys	38	170	2	17	29	280	1	50	29-40-2	280	1	50	3	55	0	19	0	0	0	0	450
Sep 30	COLORADO STATE	21	150	1	49	31	362	2	38	31-47-0	362	2	38	7	129	0	35	1	11	0	11	512
Oct 07	at Nevada	35	248	1	75	18	229	2	42	18-27-1	229	2	42	1	20	0	20	0	0	0	0	477
Oct 14	SAN JOSE STATE	50	274	3	38	13	177	2	56	13-24-0	177	2	56	1	36	0	36	0	0	0	0	451
Opponents		270	1534	13	75	152	1827	14	85	152-239-7	1827	14	85	26	553	0	38	3	14	0	11	3361
Opponents		256	1286	12	66	143	2063	19	76	143-212-4	2063	19	76	35	767	2	97	13	122	0	37	3349

Games: 7 • Avg/rush: 5.7 • Avg/catch: 12.0 • Pass effic: 141.28 • KR avg: 21.3 • PR avg: 4.7 • All purpose avg/game: 568.0 • Total offense avg/gm: 480.1

Date	Opponent	Tackles				Sacks	Fumble		Pass Defense			blkd	PAT Attempts			off		
		ua	a	total	tfl-yds	no-yds	ff	fr-yds	int-yds	qbh	brup	kick	kick	rush	rcv	saf	t/o	pts
Aug 26	at Massachusetts	35	50	85	7.0-22	5.0-20	0	1-0	1-1	0	1	0	5-5	0	0	0	14	38
Sep 02	WESTERN CAROLINA	60	22	82	14.0-54	5.0-28	3	2-24	1-24	2	4	3	5-6	0	0	0	7	41
Sep 09	at UCLA	42	6	48	6.0-27	3.0-23	1	0-0	0-0	0	3	0	3-3	0	0	1	0	23
Sep 23	at Wyoming Cowboys	31	20	51	5.0-24	2.0-15	0	0-0	0-0	0	2	0	3-3	0	0	0	0	21
Sep 30	COLORADO STATE	40	26	66	3.0-6	0.0-0	0	0-0	0-0	0	0	0	3-3	0	0	0	0	21
Oct 07	at Nevada	54	18	72	4.0-9	0.0-0	2	0-0	1-15	0	1	1	3-3	0	0	0	0	21
Oct 14	SAN JOSE STATE	49	18	67	7.0-46	4.0-41	0	1-0	1-8	8	3	1	5-5	0	0	0	0	37
Opponents		311	160	471	46.0-188	19.0-127	6	4-24	4-48	10	14	5	27-28	0	0	1	21	202
Opponents		319	152	471	34.0-134	14.0-94	4	3-0	7-79	0	30	1	31-33	0	0	0	31	249

Date	Opponent	Punting										Field Goals			Kickoffs				
		no.	yds	avg	long	blkd	tb	fc	50+	i20	md-att	long	blkd	no.	yds	avg	tb	ob	
Aug 26	at Massachusetts	3	104	34.7	37	0	0	1	0	2	1-1	29	0	7	360	51.4	0	0	
Sep 02	WESTERN CAROLINA	4	160	40.0	45	0	0	2	0	2	0-1	0	0	7	398	56.9	0	0	
Sep 09	at UCLA	2	78	39.0	45	0	0	1	0	2	0-1	0	0	4	247	61.8	0	0	
Sep 23	at Wyoming Cowboys	5	236	47.2	55	0	0	0	2	1	0-0	0	0	4	232	58.0	0	0	
Sep 30	COLORADO STATE	4	179	44.8	46	0	0	0	0	1	0-1	0	0	4	222	55.5	0	0	
Oct 07	at Nevada	5	214	42.8	52	0	0	1	1	3	0-0	0	0	4	236	59.0	1	0	
Oct 14	SAN JOSE STATE	4	177	44.2	49	0	0	3	0	1	0-0	0	0	6	369	61.5	0	0	
Opponents		27	1148	42.5	55	0	0	8	3	12	1-4	29	0	36	2064	57.3	1	0	
Opponents		24	975	40.6	55	0	2	11	4	11	4-11	52	4	44	2752	62.5	17	0	



**OPPONENT STATISTICS**

Date	Opponent	Rushing				Receiving				Passing				Kick Returns				Punt Returns				tot off		
		no.	yds	td	lg	no.	yds	td	lg	cmp	att	int	yds	td	lg	no.	yds	td	lg	no.	yds		td	lg
Aug 26	at Massachusetts	41	115	3	21	22	298	2	41	22	34	1	298	2	41	7	120	0	44	1	4	0	0	413
Sep 02	WESTERN CAROLINA	48	212	1	49	23	270	1	26	23	41	1	270	1	26	7	90	0	18	1	8	0	8	482
Sep 09	at UCLA	26	132	2	25	24	373	5	39	24	29	0	373	5	39	4	120	0	54	0	0	0	0	505
Sep 23	at Wyoming Cowboys	29	177	2	59	9	92	1	25	9	19	0	92	1	25	4	161	1	97	3	58	0	37	269
Sep 30	COLORADO STATE	37	259	3	66	18	351	4	76	18	22	0	351	4	76	4	57	0	21	4	33	0	14	610
Oct 07	at Nevada	38	268	1	66	26	298	4	37	26	34	1	298	4	37	3	34	0	13	3	3	0	10	566
Oct 14	SAN JOSE STATE	37	123	0	21	21	381	2	59	21	33	1	381	2	59	6	185	1	96	1	16	0	16	504
		256	1286	12	66	143	2063	19	76	143	212	4	2063	19	76	35	767	2	97	13	122	0	37	3349
Hawai'i		270	1534	13	75	152	1827	14	85	152	239	7	1827	14	85	26	553	0	38	3	14	0	11	3361

Games: 7 • Avg/rush: 5.0 • Avg/catch: 14.4 • Pass effic: 175.00 • KR avg: 21.9 • PR avg: 9.4 • All purpose avg/game: 616.7 • Total offense avg/gm: 478.4

Date	Opponent	Tackles				Sacks no-yds	Fumble		Pass Defense			blkd kick	PAT Attempts			off								
		ua	a	total	tfl-yds		ff	fr-yds	int-yds	qbh	brup		kick	rush	rcv	saf	t/o	pts						
Aug 26	at Massachusetts	32	46	78	5.0-30	4.0-28	0	0-0	1-0	0	5	0	5-5	0	0	0	0	0	0	0	0	0	0	35
Sep 02	WESTERN CAROLINA	52	6	58	4.0-18	2.0-16	0	0-0	2-26	0	5	1	1-1	0	0	0	0	0	0	0	0	0	0	18
Sep 09	at UCLA	51	22	73	7.0-24	1.0-10	0	0-0	1-30	0	3	0	8-8	0	0	0	0	0	0	0	7	56		
Sep 23	at Wyoming Cowboys	48	34	82	5.0-12	2.0-4	0	0-0	2-22	0	6	0	4-4	0	0	0	0	0	0	0	0	0	28	
Sep 30	COLORADO STATE	51	6	57	2.0-3	1.0-2	1	1-0	0-0	0	6	0	6-7	0	0	0	0	0	0	0	7	51		
Oct 07	at Nevada	38	24	62	9.0-43	4.0-34	2	1-0	1-1	0	3	0	5-5	0	0	0	0	0	0	14	35			
Oct 14	SAN JOSE STATE	47	14	61	2.0-4	0.0-0	1	1-0	0-0	0	2	0	2-3	0	0	0	0	0	0	3	26			
		319	152	471	34.0-134	14.0-94	4	3-0	7-79	0	30	1	31-33	0	0	0	0	0	0	31	249			
Hawai'i		311	160	471	46.0-188	19.0-127	6	4-24	4-48	10	14	5	27-28	0	0	0	0	0	1	21	202			

Date	Opponent	Punting										Field Goals			Kickoffs				
		no.	yds	avg	long	blkd	tb	fc	50+	i20	md-att	long	blkd	no.	yds	avg	tb	ob	
Aug 26	at Massachusetts	5	167	33.4	41	0	0	2	0	1	0-0	0	0	6	357	59.5	0	0	
Sep 02	WESTERN CAROLINA	4	188	47.0	54	0	0	2	2	2	1-5	30	3	4	220	55.0	0	0	
Sep 09	at UCLA	1	37	37.0	37	0	0	1	0	0	0-0	0	0	10	651	65.1	6	0	
Sep 23	at Wyoming Cowboys	6	245	40.8	49	0	1	3	0	3	0-1	0	0	4	259	64.8	1	0	
Sep 30	COLORADO STATE	2	94	47.0	55	0	0	0	1	2	1-1	33	0	9	575	63.9	2	0	
Oct 07	at Nevada	3	138	46.0	53	0	1	1	1	1	0-1	0	1	6	366	61.0	4	0	
Oct 14	SAN JOSE STATE	3	106	35.3	44	0	0	2	0	2	2-3	52	0	5	324	64.8	4	0	
		24	975	40.6	55	0	2	11	4	11	4-11	52	4	44	2752	62.5	17	0	
Hawai'i		27	1148	42.5	55	0	0	8	3	12	1-4	29	0	36	2064	57.3	1	0	

Hawai'i Inside Opponent Red-Zone

Date	Opponent	Score	Times		Total Pts	Rush TDs	Pass TDs	FGs Made	Failed to score inside RZ						
			In RZ	Scored					FGA	Down	Int	Fumb	Half	Game	
Aug 26, 2017	at Massachusetts	W 38-35	6	4	24	3	1	2	1	0	2	0	0	0	0
Sep 02, 2017	WESTERN CAROLINA	W 41-18	7	5	35	5	3	2	0	1	1	0	0	0	0
Sep 09, 2017	at UCLA	L 23-56	4	3	21	3	1	2	0	0	1	0	0	0	0
Sep 23, 2017	at Wyoming Cowboys	L 21-28	4	2	14	2	2	0	0	0	0	1	0	1	0
Sep 30, 2017	COLORADO STATE	L 21-51	1	1	7	1	1	0	0	0	0	0	0	0	0
Oct 07, 2017	at Nevada	L 21-35	2	1	7	1	0	1	0	0	1	0	0	0	0
Oct 14, 2017	SAN JOSE STATE	W 37-26	4	4	28	4	3	1	0	0	0	0	0	0	0
Totals			28	20	136	19	11	8	1	1	5	1	0	1	0

20 of 28 (71.4%)

Opponents Inside Hawai'i Red-Zone

Date	Opponent	Score	Times		Total Pts	Rush TDs	Pass TDs	FGs Made	Failed to score inside RZ						
			In RZ	Scored					FGA	Down	Int	Fumb	Half	Game	
Aug 26, 2017	at Massachusetts	W 38-35	4	4	28	4	2	2	0	0	0	0	0	0	0
Sep 02, 2017	WESTERN CAROLINA	W 41-18	6	3	16	2	1	1	1	3	0	0	0	0	0
Sep 09, 2017	at UCLA	L 23-56	4	4	28	4	2	2	0	0	0	0	0	0	0
Sep 23, 2017	at Wyoming Cowboys	L 21-28	1	1	7	1	1	0	0	0	0	0	0	0	0
Sep 30, 2017	COLORADO STATE	L 21-51	4	4	23	3	2	1	1	0	0	0	0	0	0
Oct 07, 2017	at Nevada	L 21-35	6	4	28	4	1	3	0	0	1	1	0	0	0
Oct 14, 2017	SAN JOSE STATE	W 37-26	4	2	10	1	0	1	1	1	0	1	0	0	0
Totals			29	22	140	19	9	10	3	4	1	2	0	0	0

22 of 29 (75.9%)

3rd-Down Conversions

Date	Opponent	Score	Overall		1st Qtr		2nd Qtr		3rd Qtr		4th Qtr		Overtime	
Aug 26, 2017	at Massachusetts	W 38-35	6-14	42.9	3-4	75.0	0-2	0.0	1-2	50.0	2-6	33.3		
Sep 02, 2017	WESTERN CAROLINA	W 41-18	5-12	41.7	1-4	25.0	3-4	75.0	0-1	0.0	1-3	33.3		
Sep 09, 2017	at UCLA	L 23-56	8-16	50.0	2-4	50.0	0-3	0.0	5-6	83.3	1-3	33.3		
Sep 23, 2017	at Wyoming Cowboys	L 21-28	6-15	40.0	2-5	40.0	0-3	0.0	3-4	75.0	1-3	33.3	0-0	0.0
Sep 30, 2017	COLORADO STATE	L 21-51	4-12	33.3	0-3	0.0	1-4	25.0	3-4	75.0	0-1	0.0		
Oct 07, 2017	at Nevada	L 21-35	1-8	12.5	1-2	50.0	0-3	0.0	0-1	0.0	0-2	0.0		
Oct 14, 2017	SAN JOSE STATE	W 37-26	10-15	66.7	2-3	66.7	2-3	66.7	3-5	60.0	3-4	75.0		
Hawai'i			40-92	43.5	11-25	44.0	6-22	27.3	15-23	65.2	8-22	36.4	0-0	0.0
Opponents			47-94	50.0	15-24	62.5	17-27	63.0	7-19	36.8	8-24	33.3	0-0	0.0

4th-Down Conversions

Date	Opponent	Score	Overall		1st Qtr		2nd Qtr		3rd Qtr		4th Qtr		Overtime	
Aug 26, 2017	at Massachusetts	W 38-35	2-4	50.0	0-1	0.0	0-1	0.0	0-0	0.0	2-2	100.0		
Sep 02, 2017	WESTERN CAROLINA	W 41-18	0-1	0.0	0-0	0.0	0-0	0.0	0-0	0.0	0-1	0.0		
Sep 09, 2017	at UCLA	L 23-56	0-3	0.0	0-0	0.0	0-2	0.0	0-0	0.0	0-1	0.0		
Sep 23, 2017	at Wyoming Cowboys	L 21-28	2-3	66.7	0-1	0.0	2-2	100.0	0-0	0.0	0-0	0.0	0-0	0.0
Sep 30, 2017	COLORADO STATE	L 21-51	2-3	66.7	0-0	0.0	1-1	100.0	0-1	0.0	1-1	100.0		
Oct 07, 2017	at Nevada	L 21-35	1-2	50.0	0-0	0.0	1-1	100.0	0-0	0.0	0-1	0.0		
Oct 14, 2017	SAN JOSE STATE	W 37-26	0-1	0.0	0-0	0.0	0-0	0.0	0-1	0.0	0-0	0.0		
Hawai'i			7-17	41.2	0-2	0.0	4-7	57.1	0-2	0.0	3-6	50.0	0-0	0.0
Opponents			7-11	63.6	0-0	0.0	0-1	0.0	3-3	100.0	4-7	57.1	0-0	0.0

Time of Possession

Date	Opponent	Score	Overall		1st Qtr		2nd Qtr		3rd Qtr		4th Qtr		Overtime	
Aug 26, 2017	at Massachusetts	W 38-35	31:24		9:41		7:40		4:15		9:48			
Sep 02, 2017	WESTERN CAROLINA	W 41-18	31:42		9:30		6:48		5:40		9:44			
Sep 09, 2017	at UCLA	L 23-56	36:05		9:38		8:30		10:51		7:06			
Sep 23, 2017	at Wyoming Cowboys	L 21-28	39:05		10:00		9:12		11:35		8:18		0:00	
Sep 30, 2017	COLORADO STATE	L 21-51	29:21		4:15		9:59		6:57		8:10			
Oct 07, 2017	at Nevada	L 21-35	29:01		9:16		9:48		2:57		7:00			
Oct 14, 2017	SAN JOSE STATE	W 37-26	34:14		6:53		8:26		9:59		8:56			
Hawai'i			Total		59:13		60:23		52:14		59:02		0:00	
			Avg.		8:27		8:37		7:27		8:26		0:00	
Opponents			Total		45:47		44:37		52:46		45:58		0:00	
			Avg.		6:32		6:22		7:32		6:34		0:00	

## GAME RECAPS

## HAWAII VS. SAN DIEGO STATE (OCT. 28, 2017)

### GAME 1 • Aug. 26, 2017

McGuirk Stadium (12,145) Amherst, Mass.

	1	2	3	4	OT	Final
Hawai'i (1-0)	7	7	7	17	-	38
Massachusetts (0-1)	7	7	14	7	-	35

AMHERST, Mass. – Hawai'i kicked off the 2017 season in dramatic fashion with a 38-35 come-from-behind win over UMass on Saturday night. For the second straight year, the teams competed in a contest that came down to the wire and for the second straight year UH emerged victorious.

UH overcame a 14-point deficit in the second half and scored the final 10 points of the game to pull off the victory. With the win, Hawai'i snapped a 13-game road losing streak against non-conference opponents dating back to 2010, and picked up its first season-opening road win since 1992.

Metuisela 'Unga's 7-yard catch from Dru Brown with 48 seconds remaining proved to be the game-winner. It was a touchdown set up at 52-yard reception by John Ursua, who had one of the greatest season-opening performances in school. The sophomore receiver's clutch catch on UH's final drive capped a 12-reception, 272-yard performance. The 272 yards was the fourth-best single-game receiving total at UH.

Meanwhile, Brown tossed for threw for a career-high 391 yards and three touchdowns on 25-of-38 passing. He also rushed for a 29-yard score to record UH's first touchdown of the season. All-conference linebacker Jahlan Tavi racked up a team-high 13 tackles and two sacks to lead the UH defense. Sophomore Solomon Matautia added 11 tackles and an interception.

UH had to overcome a slew of missed opportunities in the first 30 minutes. UH out-gained UMass by nearly 100 yards in the first half, but went into the locker room tied, 14-14. UH turned the ball over on downs twice in UMass territory and was also thwarted by racking up eight penalties for a total of 83 yards.

UH led 14-7 late in the second quarter, but UMass scored 21 consecutive points, including a pair of touchdowns on each of their first two possessions in the second half—to take a 28-14 lead over the Warriors.

UH, however, started to turn it around. The Warriors converted on two fourth downs and committed just one penalty in the second half.

Ryan Tuiaosa's 2-yard touchdown run concluded a 72-yard drive to cut the lead. Minutes later, Tuiaosa recovered a muffed UMass punt return deep in Minutemen territory. UH cashed in two plays later with an 8-yard catch by junior college transfer Marcus-Armstrong Brown to tie the score early in the fourth at 28-all.

UMass re-claimed the lead with a 21-yard touchdown by Marquis Young on a 4th-and-1 on the very next possession. However, UH cut the deficit to 35-31 on a Ryan Meskell field goal with 5:23 left, then after a key defensive stop, got the ball back with just under three minutes for the final 73-yard game-winning drive.

#### SCORING SUMMARY

1st	08:51	UH	BROWN 29 yd run (TRIFONOVITCH), 7-55 2:53, UH 7 - UMass 0
	06:00	UM	ISABELLA 6 yd run (SCHREINER), 9-76 2:51, UH 7 - UMass 7
2nd	01:57	UH	URSUA 85 yd pass from BROWN (TRIFONOVITCH), 2-83 0:42, UH 14 - UMass 7
	00:02	UH	ISABELLA 2 yd pass from FORD (SCHREINER), 8-63 1:55, UH 14 - UMass 14
3rd	11:12	UM	YOUNG 1 yd run (SCHREINER), 10-79 3:48, UH 14 - UMass 21
	04:35	UM	LEE 3 yd pass from FORD (SCHREINER), 12-65 4:58, UH 14 - UMass 28
	02:09	UH	TUIASOA 2 yd run (TRIFONOVITCH), 8-72 2:26, UH 21 - UMass 28
4th	13:34	UH	ARMSTRONG-BROWN 8 yd pass from BROWN (TRIFONOVITCH), 2-15 0:47, UH 28 - UMass 28
	11:41	UM	YOUNG, Marquis 21 yd run (SCHREINER), 5-46 1:53, UH 28 - UMass 35
	05:23	UH	MESKELL 29 yd field goal, 12-47 6:18, UH 31 - UMass 35
	00:48	UH	'UNGA 7 yd pass from BROWN (TRIFONOVITCH), 8-73 2:04, UH 38 - UMass 35

	UH	UMASS
FIRST DOWNS	18	20
RUSHES-YARDS (NET)	35-112	41-115
PASSING YDS (NET)	391	298
Passes Att-Comp-Int	38-25-1	34-22-1
TOTAL OFFENSE PLAYS-YARDS	73-503	75-413
Fumble Returns-Yards	0-0	0-0
Punt Returns-Yards	1-0	1-4
Kickoff Returns-Yards	6-159	7-120
Interception Returns-Yards	1-1	1-0
Punts (Number-Avg)	3-34.7	5-33.4
Fumbles-Lost	2-0	2-1
Penalties-Yards	9-88	5-55
Possession Time	31:24	28:36
Third-Down Conversions	6 of 14	8 of 16
Fourth-Down Conversions	2 of 4	3 of 3
Red-Zone Scores-Chances	4-6	4-4
Sacks By: Number-Yards	5-20	4-28

**RUSHING:** Hawai'i-SAINT JUSTE, D. 23-78; BROWN, Dru 8-19; TUIASOA, Ryan 4-15. Massachusetts-YOUNG, Marquis 20-83; ALLY, Bilal 6-17; COMIS, Ross 2-15; ISABELLA, Andy 1-6; BURCH, Cycoby 1-4; DINGLE, Brennon 1-2; FORD, Andrew 10-minus 12.

**PASSING:** Hawai'i-BROWN, Dru 25-38-1-391. Massachusetts-FORD, Andrew 21-30-1-275; COMIS, Ross 1-4-0-23.

**RECEIVING:** Hawai'i-URSUA, John 12-272; BARKER, Ammon 4-42; 'UNGA, M. 3-30; ARMSTRONG-BROWN 3-23; COLLIE, Dylan 2-13; EWALIKO, Keelan 1-11. Massachusetts-BRENNAN, Adam 9-179; ISABELLA, Andy 5-40; PALMER, Sadiq 3-53; YOUNG, Marquis 3-16; DINGLE, Brennon 1-7; LEE, Malik 1-3.

2017 Hawai'i Football Weekly Release

### GAME 2 • Sept. 2, 2017

Aloha Stadium (25,472) Honolulu, O'ahu

	1	2	3	4	OT	Final
Western Carolina (0-1)	0	10	8	0	-	18
Hawai'i (2-0)	7	14	13	7	-	41

HONOLULU – Hawai'i won its home opener for the third straight season with a 41-18 victory over Western Carolina Saturday night at Hawaiian Tel TCU Field at Aloha Stadium. UH moved to 2-0 with the win, its first such start since 2009.

UH got a milestone performance from senior running back Diocemy Saint Juste and the Rainbow Warrior special teams showed up in a huge way to lead the way.

Saint Juste rushed for 202 yards and one touchdown on 25 carries to become the first player in school history to log a pair of 200 yards games in a career. The senior—who previously ran for 205 yards in a win over Nevada last season—rushed for 181 of his yards in the first half alone, nine yards shy of the UH record for rushing yards in a half (190) set by Anthony Edgar in 1982.

Meanwhile, UH blocked a school record three WCU field goal attempts, including two by senior lineman Mefy Koloamatangi. His second block led to an 89-yard touchdown return by Trayvon Henderson in the third quarter that gave UH a 27-10 lead.

UH staked a 21-10 lead at the half thanks in large part to Saint Juste and junior wide receiver Dylan Collie who accounted for 298 of UH's 300 first-half yards and two of its three touchdowns. Collie had 94 of this 104 yards receiving in the first half and surpassed the 100-yard mark for the second time in his career.

The Warriors out-gained ECU by just 20 yards in that first half (300-280), but the Catamounts were thwarted twice on field goal blocks in the first quarter, one each by Koloamatangi and Viane Moala, who blocked his third kick of his career.

The UH defense forced three Catamount turnovers, including two fumble recoveries in the second half to deny any hopes of a WCU comeback.

UH quarterback Dru Brown threw for 154 yards and two TDs. Running back Ryan Tuiaosa had career-bests of 16 carries for 83 yards, helping UH generate 299 yards on the ground. Linebacker Jahlan Tavi's 10 tackles led the defense which totaled five sacks and 14 tackles for loss.

#### SCORING SUMMARY

1st	01:33	UH	SAINT JUSTE 1 yd run (TRIFONOVITCH), 7-80 2:26, WCU 0 - UH 7
2nd	13:32	UH	COLLIE 7 yd pass from BROWN (TRIFONOVITCH), 6-21 2:23, WCU 0 - UH 14
	11:11	WCU	Robinson 16 yd pass from Adams (Berryman), 11-70 2:16, WCU 7 - UH 14
	04:23	UH	TUIASOA 1 yd run (TRIFONOVITCH), 6-68 3:05, WCU 7 - UH 21
	01:31	WCU	Berryman 30 yd field goal, 8-54 2:46, WCU 10 - UH 21
3rd	11:24	UH	HENDERSON 89 yd blocked FG return (PAT blocked), , WCU 10 - UH 27
	11:24	WCU	Crossen PAT return, , WCU 12 - UH 27
	05:10	UH	TORRES 9 yd pass from BROWN (TRIFONOVITCH), 9-55 4:02, WCU 12 - UH 34
	02:24	WCU	Holloway 2 yd run (Adams rush failed), 10-75 2:40, WCU 18 - UH 34
4th	07:31	UH	TUIASOA, Ryan 1 yd run (TRIFONOVITCH kick), 10-98 4:10, WCU 18 - UH 41

	WCU	UH
FIRST DOWNS	30	23
RUSHES-YARDS (NET)	48-212	49-299
PASSING YDS (NET)	270	154
Passes Att-Comp-Int	41-23-1	24-12-2
TOTAL OFFENSE PLAYS-YARDS	89-482	73-453
Fumble Returns-Yards	0-0	2-24
Punt Returns-Yards	1-8	1-3
Kickoff Returns-Yards	7-90	4-83
Interception Returns-Yards	2-26	1-24
Punts (Number-Avg)	4-47.0	4-40.0
Fumbles-Lost	3-2	0-0
Penalties-Yards	8-74	11-104
Possession Time	28:18	31:42
Third-Down Conversions	7 of 17	5 of 12
Fourth-Down Conversions	0 of 1	0 of 1
Red-Zone Scores-Chances	3-6	5-7
Sacks By: Number-Yards	2-16	5-28

**RUSHING:** Western Carolina-Tyrie Adams 23-107; Corey Holloway 8-76; Detrez Newsome 14-27; Ray Smith 2-2; D. Spencer 1-0. Hawai'i-SAINT JUSTE, D. 25-202; TUIASOA, Ryan 16-82; COLLIE, Dylan 1-23; HOLLY III, F. 2-8; Team 2-minus 3; BROWN, Dru 3-minus 13.

**PASSING:** Western Carolina-Tyrie Adams 23-40-1-270; Ray Smith 0-1-0-0. Hawai'i-BROWN, Dru 11-21-2-154; MCDONALD, Cole 1-3-0-0.

**RECEIVING:** Western Carolina-T. Robinson 9-71; Connell Young 4-43; Owen Cosenke 3-28; Steffon Hill 3-26; Detrez Newsome 2-55; D. Spencer 1-24; Aubry Payne 1-23. Hawai'i-COLLIE, Dylan 7-104; TORRES, Dakota 2-17; 'UNGA, M. 1-19; EWALIKO, Keelan 1-14; TULLIS, Davine 1-0.

**GAME 3 • Sept. 9, 2017**

Rose Bowl (50,444) Pasadena, Calif.

	1	2	3	4	OT	Final
Hawai'i (2-1)	0	7	7	9	-	23
UCLA (2-0)	14	21	14	7	-	56

PASADENA, Calif. – Hawai'i (2-1) dropped its first game of the season with a 56-23 road loss to UCLA at the Rose Bowl. The Rainbow Warriors came in upset-minded and seeking their first 3-0 start in 10 years. However, they were denied by a Bruin squad (2-0) that continued its season-opening offensive tear.

UCLA quarterback Josh Rosen threw for 329 yards and five touchdowns on 22-of-25 passing with most of the damage done in the first half. Rosen went for 170 yards and three touchdowns in the first half alone as the UCLA built a 35-7 lead at intermission.

With 515 total yards, including another monster performance by senior running back Diocemy Saint Juste, UH actually out-gained the Bruins for the game. Saint Juste finished with 154 yards on a career-high 27 carries – reaching the century mark for the fourth time in the last five games. Meanwhile, sophomore receiver John Ursua returned to the lineup with a team-high 10 catches for 79 yards and a touchdown.

UH, however, had difficulty finishing drives and couldn't stop a red-hot Rosen. UCLA started the game by picking up right where they left off from last week's comeback win over Texas A&M. The Bruins ended their first two drives – including a 99-yard drive—with a pair of Rosen touchdown tosses. UH cut the lead to 14-7 early in the second quarter on a Saint Juste four-yard catch.

But after that it was all UCLA as the Bruins scored 28 unanswered points to take a commanding lead. Three of those touchdowns came in the decisive second quarter, when the Bruins scored via the ground, air, and on 30-yard interception return. UH was able to score just once in the first half despite driving into Bruin territory on four occasions.

UH quarterback Dru Brown finished the game 23-of-38 for 227 yards and two touchdowns. Meanwhile, the UH defense racked up three sacks on the day, including one by sophomore Kaimana Padello that led to a safety.

**SCORING SUMMARY**

- 1st 06:43 UCLA Andrews 25 yd pass from Rosen (Molson), 7-99 3:21, UH 0 - UCLA 7
- 01:16 UCLA Howard 26 yd pass from Rosen (Molson), 7-68 2:01, UH 0 - UCLA 14
- 2nd 11:52 UH SAINT JUSTE 4 yd pass from BROWN (TRIFONOVITCH), 11-75 4:24, UH 7 - UCLA 14
- 07:00 UCLA Felton 1 yd run (Molson), 10-73 4:46, UH 7 - UCLA 21
- 02:41 UCLA Andrews 9 yd pass from Rosen (Molson), 4-48 1:05, UH 7 - UCLA 28
- 02:34 UCLA Holmes 30 yd interception return (Molson), UH 7 - UCLA 35
- 3rd 13:03 UCLA Andrews 34 yd pass from Rosen (Molson), 6-73 1:50, UH 7 - UCLA 42
- 07:01 UH URSUA 2 yd pass from BROWN (TRIFONOVITCH), 13-79 5:56, UH 14 - UCLA 42
- 04:49 UCLA Olorunfunmi 1 yd run (Molson), 6-41 2:04, UH 14 - UCLA 49
- 4th 11:40 UCLA Wilson 2 yd pass from Rosen (Molson), 7-89 3:13, UH 14 - UCLA 56
- 07:38 UH Safety, UH 16 - UCLA 56
- 05:44 UH MCDONALD 8 yd run (TRIFONOVITCH), 4-75 1:54, UH 23 - UCLA 56

	UH	UCLA
FIRST DOWNS	25	25
RUSHES-YARDS (NET)	42-281	26-132
PASSING YDS (NET)	234	373
Passes Att-Comp-Int	39-24-1	29-24-0
TOTAL OFFENSE PLAYS-YARDS	81-515	55-505
Fumble Returns-Yards	0-0	0-0
Punt Returns-Yards	0-0	0-0
Kickoff Returns-Yards	4-71	4-120
Interception Returns-Yards	0-0	1-30
Punts (Number-Avg)	2-39.0	1-37.0
Fumbles-Lost	0-0	1-0
Penalties-Yards	8-80	10-83
Possession Time	36:05	23:55
Third-Down Conversions	8 of 16	7 of 9
Fourth-Down Conversions	0 of 3	0 of 0
Red-Zone Scores-Chances	3-4	4-4
Sacks By: Number-Yards	3-23	1-10

**RUSHING:** Hawai'i-SAINST JUSTE, D. 27-154; MCDONALD, Cole 3-75; GAUDION, Stan 1-19; HOLLY III, F. 7-19; TUIASOA, Ryan 1-11; BROWN, Dru 3-3. UCLA-Starks, Nate 7-42; Felton, Demetri 3-37; Olorunfunmi, Bo 6-32; Stephens, Brand 3-28; Starks, Jalen 3-10; Gentosi, Giovan 1-6; Modster, Devon 1-minus 6; Rosen, Josh 2-minus 17.

**PASSING:** Hawai'i-BROWN, Dru 23-38-1-227; BROWNHOLTZ, C. 1-1-0-7. UCLA-Rosen, Josh 22-25-0-329; Modster, Devon 1-3-0-5; Wilson, Caleb 1-1-0-39.

**RECEIVING:** Hawai'i-URSUA, John 10-79; EWALIKO, Keelan 3-40; BARKER, Ammon 3-36; ARMSTRONG-BROWN 2-16; CHUNG, Kaiwi 1-37; 'UNGA, M. 1-14; GREELEY, Kade 1-7; SAINT JUSTE, D. 1-4; TORRES, Dakota 1-2; TIMOTEO, K. 1-minus 1. UCLA-Howard, Theo 7-110; Andrews, Darren 4-92; Starks, Nate 3-68; Pabico, C 3-47; Wilson, Caleb 3-31; Massington, Eld 2-21; Stephens, Brand 1-5; Olorunfunmi, Bo 1-minus 1.

**GAME 4 • Sept. 23, 2017**

War Memorial Stadium (17,796) Laramie, Wyo.

	1	2	3	4	OT	Final
Hawai'i (2-1)	0	7	7	7	0	21
Wyoming (2-0)	0	7	7	7	7	28

LARAMIE, Wyo. – Hawai'i had a conference-opening win within its grasp before eventually falling to defending Mountain Division champion Wyoming in overtime, 28-21, Saturday night at War Memorial Stadium.

For the second straight visit to Laramie, UH (2-2, 0-1 MW) went into overtime with Wyoming. And like their last visit in 2013, the Rainbow Warriors left with bitter disappointment as the Cowboys regained possession of the Paniolo Trophy.

UH was seemingly in control for much of the game. The Rainbow Warrior defense had its best defensive effort in more than four years, holding Wyoming to just 269 total yards – including just 92 passing yards by highly-touted quarterback Josh Allen. Meanwhile the UH offense racked up 450 yards of offense and nearly doubled up the Cowboys in time of possession.

But the Cowboys (2-2, 1-0 MW) made the big plays when they needed, capped by an interception off a tipped pass to seal the game on the final play of overtime.

Through nearly three quarters, UH used a stifling defensive effort and a ball-control offense to take a 14-7 lead. But right after Diocemy Saint Juste capped an 89-yard UH drive with a touchdown and a UH lead, the Cowboys answered. Tyler Hall took the ensuing kickoff 97 yards to knot the score with less than a minute left in the third quarter.

The Cowboys used another big play to set up their next score as Trey Woods' 59-yard run led to an Austin Conway 3-yard scoring run to give Wyoming the lead early in the fourth quarter. A John Urusa 50-yard pass from Dru Brown knotted the score at 21-21 with 8:18 remaining. It was a score that stood for the rest of regulation.

Once in overtime, the Cowboys struck fast as Allen found James Price for a 25-yard touchdown on the first play of the extra frame. Wyoming then sealed the win on Cash Malui's interception on the second play of UH' ensuing possession.

Saint Juste recorded his third 100-yard game of the season and his fifth in the last six games, dating to last year, after finishing with 120 yards and a touchdown. Ursua nabbed eight catches for 102 yards and a touchdown, while Brown set career highs for completions (29) and attempts (39), finishing with 280 yards, one touchdown and two interceptions. Jahlani Tavai led UH's defensive charge with 10 tackles and 1.5 sacks.

**SCORING SUMMARY**

- 2nd 13:22 WY WOODS 34 yd run (ROTHE), 7-61 2:15, UH 0 - WY 7
- 05:52 UH TUIASOA 1 yd run (TRIFONOVITCH), 13-75 7:30, UH 7 - WY 7
- 3rd 00:54 UH SAINT JUSTE 5 yd run (TRIFONOVITCH), 13-89 6:52, UH 14 - WY 7
- 00:39 WY HALL 97 yd kickoff return (ROTHE), UH 14 - WY 14
- 4th 11:53 WY CONWAY, Austin 3 yd run (ROTHE), 5-86 1:46, UH 14 - WY 21
- 08:18 UH URSUA 50 yd pass from BROWN (TRIFONOVITCH), 7-89 3:35, UH 21 - WY 21
- OT 15:00 WY PRICE, 25 yd pass from ALLEN (ROTHE), 4-0 0:38, UH 21 - WY 28

	UH	WY
FIRST DOWNS	24	11
RUSHES-YARDS (NET)	38-170	29-177
PASSING YDS (NET)	280	92
Passes Att-Comp-Int	40-29-2	19-9-0
TOTAL OFFENSE PLAYS-YARDS	78-450	48-269
Fumble Returns-Yards	0-0	0-0
Punt Returns-Yards	0-0	3-58
Kickoff Returns-Yards	3-55	4-161
Interception Returns-Yards	0-0	2-22
Punts (Number-Avg)	5-47.2	6-40.8
Fumbles-Lost	0-0	0-0
Penalties-Yards	10-96	4-51
Possession Time	39:05	20:55
Third-Down Conversions	6 of 15	4 of 12
Fourth-Down Conversions	2 of 3	1 of 1
Red-Zone Scores-Chances	2-4	1-1
Sacks By: Number-Yards	2-15	2-4

**RUSHING:** Hawai'i-SAINST JUSTE, D. 26-120; TUIASOA, Ryan 5-34; MCDONALD, Cole 4-14; BROWN, Dru 3-2. Wyoming Cowboys-WOODS, Trey 15-135; ALLEN, Josh 6-17; HALL, Milo 3-14; OVERSTREET, K. 1-12; EVANS, Nico 1-4; CONWAY, Austin 3-minus 5.

**PASSING:** Hawai'i-BROWN, Dru 29-40-2-280. Wyoming Cowboys-ALLEN, Josh 9-19-0-92.

**RECEIVING:** Hawai'i-URSUA, John 8-102; BARKER, Ammon 7-55; COLLIE, Dylan 4-29; 'UNGA, M. 4-23; SAINT JUSTE, D. 3-34; EWALIKO, Keelan 2-21; ARMSTRONG-BROWN 1-16. Wyoming Cowboys-MAYFIELD, Tyree 2-27; OKWOLI, John 2-21; CONWAY, Austin 2-10; HARSHMAN, Josh 2-9; PRICE, James 1-25.

**GAME 5 • Sept. 30, 2017**

Aloha Stadium (25,687) Honolulu, O'ahu

	1	2	3	4	OT	Final
Colorado St. (3-2, 1-0)	14	17	13	7	-	51
Hawaii'i (2-3, 0-2)	0	7	7	7	-	21

HONOLULU – Hawaii'i dropped its third straight game with a 51-21 loss Saturday at Aloha Stadium. With the loss, UH fell to 2-3 overall and 0-2 in the Mountain West.

Playing their first home game in nearly a month, the Rainbow Warriors had difficulty getting on track, while the Rams jumped on UH early and never let up. CSU (3-2, 1-0 MW) scored 24 points before UH would get on the board and took a 31-7 lead at the half.

The Rams ultimately scored on each of their first seven drives extending into the third quarter to take a 44-14 lead and finished the game with 610 yards of total offense. The loss was UH's fourth straight home conference setback dating back to last year.

Rams quarterback Nick Stevens threw for 351 yards and four touchdowns on 18-of-22 passing. His first two touchdowns went to Detrich Clark for 36 and 38 yards respectively, setting an early tone. But it Michael Gallup who was his favorite target, as Gallup caught eight passes for 212 yards and a touchdown. The 212 receiving yards were the fourth-most ever by a UH opponent.

UH racked up 512 yards of offense on its end, though a slow start doomed them. Dru Brown finished with his fourth career 300-yard game completing 31-of-47 passes for 362 yards and two touchdowns. Meanwhile, senior running back Diocemy Saint Juste rushed for 97 yards and a touchdown and in the process surpassed Larry Sherrer and Joey Iosefa into fourth all-time on the UH rushing list.

Defensively, Jahlan Tavai tied his career high with 14 tackles.

**SCORING SUMMARY**

- 1st 10:17 CSU CLARK 36 yd pass from STEVENS (BRYAN), 8-60 3:40, CSU 7 - UH 0
- 06:34 CSU CLARK 38 yd pass from STEVENS (BRYAN), 6-61 2:36, CSU 14 - UH 0
- 2nd 14:56 CSU FACKRELL 2 yd pass from STEVENS (BRYAN), 11-56 4:33, CSU 21 - UH 0
- 06:22 CSU BRYAN 33 yd field goal, 8-55 4:09, CSU 24 - UH 0
- 01:45 UH SAINT JUSTE 1 yd run (TRIFONOVITCH), 9-87 4:32, CSU 24 - UH 7
- 01:21 CSU MATTHEWS 4 yd run (BRYAN), 2-80 0:17, CSU 31 - UH 7
- 3rd 13:04 CSU DAWKINS 19 yd run (kick failed), 4-77 1:49, CSU 37 - UH 7
- 10:23 UH GREELEY 30 yd pass from BROWN (TRIFONOVITCH), 6-75 2:41, CSU 37 - UH 14
- 06:30 CSU GALLUP 29 yd pass from STEVENS (BRYAN) 7-78 3:46, CSU 44 - UH 14
- 4th 12:47 UH URSUA 22 yd pass from BROWN (TRIFONOVITCH), 9-84 3:35, CSU 44 - UH 21
- 03:37 CSU MATTHEWS 66 yd run (BRYAN), 6-86 3:43, CSU 51 - UH 21

	CSU	UH
FIRST DOWNS	25	21
RUSHES-YARDS (NET)	37-259	21-150
PASSING YDS (NET)	351	362
Passes Att-Comp-Int	22-18-0	47-31-0
TOTAL OFFENSE PLAYS-YARDS	59-610	68-512
Fumble Returns-Yards	0-0	0-0
Punt Returns-Yards	4-33	1-11
Kickoff Returns-Yards	4-57	7-129
Interception Returns-Yards	0-0	0-0
Punts (Number-Avg)	2-47.0	4-44.8
Fumbles-Lost	1-0	3-1
Penalties-Yards	3-25	7-41
Possession Time	30:39	29:21
Third-Down Conversions	8 of 11	4 of 12
Fourth-Down Conversions	0 of 0	2 of 3
Red-Zone Scores-Chances	4-4	1-1
Sacks By: Number-Yards	1-2	0-0

**RUSHING:** Colorado State-DAWKINS, D. 17-130; MATTHEWS, I. 9-95; KINSEY, M. 6-17; STEVENS, N. 3-13; CLARK, D. 2-4. Hawaii'i-SAINT JUSTE, D. 18-97; TUIASOA, Ryan 1-49; BROWN, Dru 2-4.

**PASSING:** Colorado State-STEVENS, N. 18-22-0-351. Hawaii'i-BROWN, Dru 31-47-0-362.

**RECEIVING:** Colorado State-GALLUP, M. 8-212; BUTLER, C. 3-41; CLARK, D. 2-74; FACKRELL, D. 2-14; DAWKINS, D. 2-3; MATTHEWS, I. 1-7. Hawaii'i-BARKER, Ammon 8-93; URSUA, John 7-74; COLLIE, Dylan 5-100; ARMSTRONG-BROWN 5-33; SAINT JUSTE, D. 3-19; GREELEY, Kade 2-36; EWALIKO, Keelan 1-7.

**GAME 6 • Oct. 7, 2017**

MacKay Stadium (16,566) Reno, Nev.

	1	2	3	4	OT	Final
Hawaii'i (2-4, 0-3)	7	7	7	0	-	21
Nevada (1-5, 1-1)	7	14	7	7	-	35

RENO, Nev. – Despite 250 all-purpose yards from senior running back Diocemy Saint Juste, the University of Hawaii'i football team fell 35-21 at Nevada on Saturday night. The Rainbow Warriors move to 2-4 on the season with the loss, and 0-3 in Mountain West action.

Saint Juste earned 241 of his 250 yards on the ground, the fifth-best single-game rushing total in UH history. It was his third career 200+ yard rushing performance, making him one of just five FBS players with three or more such games.

UH got on the scoreboard first when Dru Brown hit John Ursua for a 10-yard touchdown pass to cap a 6-play, 80-yard drive in the first quarter. Nevada (1-5, 1-1 MW), however, wasted little time before evening the score, responding with a touchdown of its own just over two minutes later.

Hawaii'i regained the lead on a 42-yard touchdown strike from Brown to tight end Kade Greeley in the second quarter. Brown racked up 93 passing yards on the drive, including a 33-yard completion to Ursua before the long scoring pass. Nevada answered quickly yet again, needing only 1:23 to drive 75 yards and tie the game on a 17-yard rush by Wolf Pack quarterback Ty Gangi. After forcing at UH punt, Nevada scored another touchdown just 26 seconds later to carry a 21-14 lead into halftime.

Having already suffered a muffed snap and a blocked kick (Eperone Moananu) on two field goal attempts in the game, Nevada rolled the dice on 4th-and-6 from the UH 22-yard line late in the third quarter, and beat the UH defense for a 22-yard touchdown pass from Gangi to Kelton Moore to pull ahead 28-14. Hawaii'i's field goal block was its fourth in six games this season.

The two-score lead was short-lived, however, as Saint Juste busted a career-long 75-yard touchdown run on the next play from scrimmage, pulling UH within seven at 28-21. The Warriors would never get closer as the Wolf Pack extended the lead to 35-21 in the fourth.

Brown finished with 229 yards through the air, completing 18-of-27 attempts with two touchdowns and one interception. Ursua had nine receptions for a game-high 126 yards and one touchdown. Hawaii'i totaled 477 yards of total offense in the game, but gave up 566 yards to a balanced Wolf Pack attack, which picked up 298 yards through the air and 268 on the ground. Kelton Moore led Nevada with 216 rushing yards on 19 attempts. Gangi finished with 278 yards passing, connecting on 25-of-32 passes.

**SCORING SUMMARY**

- 1st 04:52 UH URSUA 10 yd pass from BROWN (TRIFONOVITCH), 6-80 2:53, UH 7 - NEV 0
- 02:30 NEV MANNIX 7 yd pass from GANGI (PETTIT), 5-91 2:17, UH 7 - NEV 7
- 2nd 03:55 UH GREELEY 42 yd pass from BROWN (TRIFONOVITCH), 8-84 4:53, UH 14 - NEV 7
- 02:32 NEV GANGI 17 yd run (PETTIT) 4-75 1:23, UH 14 - NEV 14
- 00:18 NEV DEMPS 2 yd pass from GANGI (PETTIT), 4-66 0:26, UH 14 - NEV 21
- 3rd 01:56 NEV MOORE 22 yd pass from GANGI (PETTIT), 5-46 2:00, UH 14 - NEV 28
- 01:45 UH SAINT JUSTE, D. 75 yd run (TRIFONOVITCH), 1-75 0:11, UH 21 - NEV 28
- 4th 11:16 NEV DEMPS 32 yd pass from GANGI (PETTIT), 4-36 1:44, UH 21 - NEV 35

	UH	NEV
FIRST DOWNS	20	26
RUSHES-YARDS (NET)	35-248	38-268
PASSING YDS (NET)	229	298
Passes Att-Comp-Int	27-18-1	34-26-1
TOTAL OFFENSE PLAYS-YARDS	62-477	72-566
Fumble Returns-Yards	0-0	0-0
Punt Returns-Yards	0-0	3-3
Kickoff Returns-Yards	1-20	3-34
Interception Returns-Yards	1-15	1-1
Punts (Number-Avg)	5-42.8	3-46.0
Fumbles-Lost	2-1	4-0
Penalties-Yards	11-114	6-39
Possession Time	29:01	30:59
Third-Down Conversions	1 of 8	7 of 14
Fourth-Down Conversions	1 of 2	2 of 3
Red-Zone Scores-Chances	1-2	4-6
Sacks By: Number-Yards	0-0	4-34

**RUSHING:** Hawaii'i-SAINT JUSTE, D. 25-241; TUIASOA, Ryan 3-29; Team 1-minus 1; BROWN, Dru 6-minus 21. Nevada-MOORE, Kelton 19-216; GANGI, Ty 6-35; KINCAIDE, J. 3-9; BROADY, Maliek 2-7; WRIGHT, Blake 6-5; TEAM 2-minus 4.

**PASSING:** Hawaii'i-BROWN, Dru 18-27-1-229. Nevada-GANGI, Ty 25-32-1-278; CELIS, Andrew 1-1-0-20; CONAWAY, Q. 0-1-0-0.

**RECEIVING:** Hawaii'i-URSUA, John 9-126; COLLIE, Dylan 3-8; BARKER, Ammon 2-35; GREELEY, Kade 1-42; SAINT JUSTE, D. 1-9; ARMSTRONG-BROWN 1-8; EWALIKO, Keelan 1-1. Nevada-DEMPS, Wyatt 7-111; MANNIX, McLane 6-35; MOORE, Kelton 5-46; ARMSTRONG, T. 3-52; O'LEARY-ORANGE 2-27; HENLEY, Daiyan 2-22; KINCAIDE, J. 1-5.

**GAME 7 • Oct. 14, 2017**

**Aloha Stadium (25,019) Honolulu, O'ahu**

	1	2	3	4	OT	Final
<b>San Jose St. (1-6, 0-4)</b>	10	3	7	6	-	26
<b>Hawai'i (3-4, 1-3)</b>	0	14	7	16	-	37

HONOLULU – In a nip-and-tuck game, Hawai'i pulled away late against a scrappy San Jose State squad for a 37-26 Homecoming victory Saturday night at Aloha Stadium. With the win, UH snapped a four-game losing streak and got back in the win column for the first time in more than a month while securing its first Mountain West victory.

UH was once again led by senior running back Diocemy Saint Juste who enjoyed a milestone evening. Saint Juste rushed for a school-record 39 times for 202 yards and two touchdowns, eclipsing the 200-yard mark for the third time this season. He also became the first UH player to surpass the 1,000-yard mark in a single-season in consecutive years.

In a series in which the road team has dominated in recent years, the Rainbow Warriors (3-4, 1-3 MW) overcame a 10-0 first quarter deficit to win their first Homecoming game since 2011. Quarterback Dru Brown passed for 173 yards and directed a late fourth-quarter drive that put the game out of reach. A 56-yard throw-and-catch to Keelan Ewaliko set up a three-yard touchdown run by Ryan Tuiaosa.

The touchdown drive was preceded by a rare return for two points by Rojesterman Farris off Viane Moala's blocked PAT attempt, which put UH ahead 30-26. The Spartans had pulled within two after a 96-yard kickoff return for touchdown by Rahshead Johnson.

After falling behind 10-0, the Warriors responded with Saint Juste's first score, which culminated a 14-play drive. Just before halftime, UH got on the scoreboard again as reserve quarterback Cole McDonald found tight end Dakota Torres in the corner of the end zone for a 14-10 lead. However, the Spartans marched downfield in just 34 seconds as Bryce Crawford nailed a 52-yard field goal as time expired.

On the opening possession of the third quarter, UH stretched its lead to 21-13 as Brown found Dylan Collie on a 22-yard score. After officials initially ruled Collie out-of-bounds, replays showed the junior dragged one foot in the endzone. SJSU narrowed the deficit to 21-20 after Johnson's 59-yard touchdown reception with 1:47 left in the third quarter.

Saint Juste's second touchdown gave UH a 28-20 lead early in the fourth quarter. The senior from Boynton Beach, Fla., is one of just two FBS running backs with three 200-yard games this season along with Wisconsin's Jonathan Taylor.

The Spartans out-gained the Warriors 504-to-451, however the UH defense totaled four sacks and forced two turnovers.

**SCORING SUMMARY**

1st	09:14	SJ	CRAWFORD 28 yd field goal, 7-26 2:35, SJ 3 - UH 0
	04:31	SJ	JOHNSON 15 yd pass from AARON, Montel (CRAWFORD), 8-72 3:05, SJ 10 - UH 0
2nd	13:02	UH	SAINT JUSTE 1 yd run (TRIFONOVITCH kick), 14-75 6:29, SJ 10 - UH 7
	00:34	UH	TORRES 4 yd pass from MCDONALD (TRIFONOVITCH), 10-83 4:14, SJ 10 - UH 14
	00:00	SJ	CRAWFORD 52 yd field goal, 4-47 0:28, SJ 13 - UH 14
3rd	12:43	UH	COLLIE, 22 yd pass from BROWN (TRIFONOVITCH), 6-75 2:17, SJ 13 - UH 21
	01:47	SJ	JOHNSON 59 yd pass from AARON, Montel (CRAWFORD), 2-67 0:24, SJ 20 - UH 21
4th	09:00	UH	SAINT JUSTE 1 yd run (TRIFONOVITCH), 9-66 4:32, SJ 20 - UH 28
	08:44	SJ	JOHNSON 96 yd kickoff return (PAT blocked), , SJ 26 - UH 28
	08:44	UH	FARRIS PAT return, , SJ 26 - UH 30
	06:09	UH	TUIASOA 3 yd run (TRIFONOVITCH), 5-63 2:28, SJ 26 - UH 37

	SJ	UH
FIRST DOWNS	23	23
RUSHES-YARDS (NET)	37-123	50-274
PASSING YDS (NET)	381	177
Passes Att-Comp-Int	33-21-1	24-13-0
TOTAL OFFENSE PLAYS-YARDS	70-504	74-451
Fumble Returns-Yards	0-0	0-0
Punt Returns-Yards	1-16	0-0
Kickoff Returns-Yards	6-185	1-36
Interception Returns-Yards	0-0	1-8
Punts (Number-Avg)	3-35.3	4-44.2
Fumbles-Lost	3-1	2-1
Penalties-Yards	11-104	7-41
Possession Time	25:46	34:14
Third-Down Conversions	6 of 15	10 of 15
Fourth-Down Conversions	1 of 3	0 of 1
Red-Zone Scores-Chances	2-4	4-4
Sacks By: Number-Yards	0-0	4-41

# OFFENSE

## 2 DRU BROWN (QB)

### PASSING

Completions: \_\_\_\_\_ 31 vs Colorado State, 9/30/17  
 Attempts: \_\_\_\_\_ 47 vs Colorado State, 9/30/17  
 Yards: \_\_\_\_\_ 391 at UMass, 8/26/17  
 Long: \_\_\_\_\_ 85 at UMass, 8/26/17  
 TDs: \_\_\_\_\_ 5 vs. UMass, 11/26/16  
 INTs: \_\_\_\_\_ 3 at San Diego State, 11/5/16

### CAREER PASSING TOTALS

G	C-A-I	Yds	TD	Lg	Pct	YPP	YPG
2016	13	209-335-7	2488	19	56	62.0	7.4
2017	7	149-234-7	1816	13	85	64.0	7.8
<b>TOTAL</b>	<b>20</b>	<b>358-569-14</b>	<b>4304</b>	<b>32</b>	<b>85</b>	<b>63.0</b>	<b>7.6</b>

### RUSHING

Attempts: \_\_\_\_\_ 11 vs. Boise State, 11/12/16  
 Yards: \_\_\_\_\_ 61 vs. Boise State, 11/12/16  
 Long: \_\_\_\_\_ 62 at San José State, 10/8/16  
 TDs: \_\_\_\_\_ 1, 4x, last vs. Middle Tennessee 12/24/16

### CAREER RUSHING TOTALS

G	Att	Yds	TD	Lg	YPC	YPG
2016	13	88	306	4	62	3.5
2017	7	30	39	1	29	1.3
<b>TOTAL</b>	<b>20</b>	<b>118</b>	<b>345</b>	<b>5</b>	<b>62</b>	<b>2.9</b>

## 12 KEELAN EWALIKO (WR)

### RECEIVING

Receptions: \_\_\_\_\_ 4 vs. UMass, 11/26/16  
 Yards: \_\_\_\_\_ 99 vs. UMass, 11/26/16  
 Long: \_\_\_\_\_ 56, 2x, last vs. San Jose St, 10/14/17  
 TDs: \_\_\_\_\_ 1 vs. UMass, 11/26/16

### CAREER RECEIVING TOTALS

G	Rec	Yds	TD	Lg	RPG	YPC	YPG
2014	12	6	141	0	54	0.5	23.5
2015	9	0	0	0	0.0	0.0	0.0
2016	12	15	197	1	56	1.3	13.1
2017	7	12	176	0	56	1.7	14.7
<b>TOTAL</b>	<b>40</b>	<b>33</b>	<b>514</b>	<b>1</b>	<b>56</b>	<b>0.8</b>	<b>15.6</b>

### RUSHING

Attempts: \_\_\_\_\_ 2, 3x, last at Fresno State, 11/29/14  
 Yards: \_\_\_\_\_ 17 vs. Northern Iowa, 9/13/14  
 Long: \_\_\_\_\_ 17 vs. Northern Iowa, 9/13/14  
 TDs: \_\_\_\_\_ 1 vs. Wyoming, 10/11/14

### KICKOFF RETURN

Returns: \_\_\_\_\_ 7 vs. Colorado State, 9/30/17  
 Yards: \_\_\_\_\_ 212 vs. Air Force, 10/31/15  
 Long: \_\_\_\_\_ 98 vs. Air Force, 10/31/15  
 TD: \_\_\_\_\_ 1 vs. Air Force, 10/31/15

### CAREER KICK RETURN TOTALS

G	No.	Yds	TD	Lg	Avg/R	Avg/G
2014	12	29	589	0	35	20.3
2015	9	22	578	1	98	26.3
2016	12	15	309	0	32	20.6
2017	7	23	489	0	38	21.3
<b>TOTAL</b>	<b>40</b>	<b>89</b>	<b>1965</b>	<b>1</b>	<b>203</b>	<b>22.1</b>

## 13 COLE MCDONALD (QB)

### PASSING

Completions: \_\_\_\_\_ 1, 2x, last vs. San Jose St, 10/14/17  
 Attempts: \_\_\_\_\_ 3 vs. WCU, 9/2/17  
 Yards: \_\_\_\_\_ 4 vs. San Jose State, 10/14/17  
 Long: \_\_\_\_\_ 4 vs. San Jose State, 10/14/17  
 TDs: \_\_\_\_\_ 1 vs. San Jose State, 10/14/17  
 INTs: \_\_\_\_\_ None

### CAREER PASSING TOTALS

G	C-A-I	Yds	TD	Lg	Pct	YPP	YPG
2017	4	2-4-0	4	1	4	.50	1.0
<b>TOTAL</b>	<b>4</b>	<b>2-4-0</b>	<b>4</b>	<b>1</b>	<b>4</b>	<b>.50</b>	<b>1.0</b>

### RUSHING

Attempts: \_\_\_\_\_ 4 at Wyoming, 9/23/17  
 Yards: \_\_\_\_\_ 75 at UCLA, 9/9/17  
 Long: \_\_\_\_\_ 58 at UCLA, 9/9/17  
 TDs: \_\_\_\_\_ 1 at UCLA, 9/9/17

### CAREER RUSHING TOTALS

G	Att	Yds	TD	Lg	YPC	YPG
2017	3	7	89	1	58	12.7
<b>TOTAL</b>	<b>3</b>	<b>7</b>	<b>89</b>	<b>1</b>	<b>58</b>	<b>12.7</b>

## 17 COLE BROWNHOLTZ (QB)

### PASSING

Completions: \_\_\_\_\_ 1 at UCLA, 9/9/17  
 Attempts: \_\_\_\_\_ 1 at UCLA, 9/9/17  
 Yards: \_\_\_\_\_ 7 at UCLA, 9/9/17  
 Long: \_\_\_\_\_ 7 at UCLA, 9/9/17  
 TDs: \_\_\_\_\_ None  
 INTs: \_\_\_\_\_ None

## 21 FREDDIE HOLLY III (RB)

### RUSHING

Attempts: \_\_\_\_\_ 7 at UCLA, 9/9/17  
 Yards: \_\_\_\_\_ 19 at UCLA, 9/9/17  
 Long: \_\_\_\_\_ 19 at UCLA, 9/9/17  
 TDs: \_\_\_\_\_ None

### CAREER RUSHING TOTALS

G	Att	Yds	TD	Lg	YPC	YPG
2017	2	9	27	0	9	3.0
<b>TOTAL</b>	<b>2</b>	<b>9</b>	<b>27</b>	<b>0</b>	<b>9</b>	<b>3.0</b>

## 22 DIOCEMY SAINT JUSTE (RB)

### RUSHING

Attempts: \_\_\_\_\_ 39 vs. San Jose State, 10/14/17  
 Yards: \_\_\_\_\_ 241 at Nevada, 10/7/17  
 Long: \_\_\_\_\_ 75 at Nevada, 10/7/17  
 TDs: \_\_\_\_\_ 2 vs. San Jose State, 10/14/17

### CAREER RUSHING TOTALS

G	Att	Yds	TD	Lg	YPC	YPG
2013	12	50	214	0	41	4.3
2014	13	73	372	3	52	5.1
2016	12	165	1006	3	59	6.1
2017	7	183	1094	6	75	6.0
<b>TOTAL</b>	<b>44</b>	<b>471</b>	<b>2686</b>	<b>12</b>	<b>75</b>	<b>5.7</b>

### RECEIVING

Receptions: 3, 3x, last vs. Colorado State, 9/30/17  
 Yards: \_\_\_\_\_ 35 vs. Cal, 8/27/16  
 Long: \_\_\_\_\_ 34 vs. Cal, 8/27/16  
 TDs: \_\_\_\_\_ 1, 2x, last at UCLA, 9/9/17

## CAREER RECEIVING TOTALS

G	Rec	Yds	TD	Lg	RPG	YPC	YPG
2013	12	2	7	0	6	0.2	3.5
2014	13	1	-1	0	-1	0.1	-1.0
2016	12	8	56	1	34	0.7	7.0
2017	7	9	67	1	16	1.3	7.4
<b>TOTAL</b>	<b>44</b>	<b>20</b>	<b>129</b>	<b>2</b>	<b>34</b>	<b>0.5</b>	<b>6.5</b>

## 23 DYLAN COLLIE (WR)

### RECEIVING

Receptions: \_\_\_\_\_ 7, 3x, last vs. WCU, 9/2/17  
 Yards: \_\_\_\_\_ 113 at New Mexico, 10/17/15  
 Long: \_\_\_\_\_ 50 vs. WCU, 9/2/17  
 TDs: \_\_\_\_\_ 2 vs. UMass, 11/26/16

### CAREER RECEIVING TOTALS

G	Rec	Yds	TD	Lg	RPG	YPC	YPG
2015	13	29	342	1	46	2.2	11.8
2016	14	33	322	4	43	2.4	9.8
2017	7	24	288	2	50	3.4	12.0
<b>TOTAL</b>	<b>34</b>	<b>86</b>	<b>952</b>	<b>7</b>	<b>50</b>	<b>2.5</b>	<b>11.1</b>

### RUSHING

Attempts: \_\_\_\_\_ 1, 3x, last vs. WCU, 9/2/17  
 Yards: \_\_\_\_\_ 23, 2x, last at UCLA, 9/9/17  
 Long: \_\_\_\_\_ 23 vs. WCU, 9/2/17  
 TDs: \_\_\_\_\_ None

## 30 DAVINE TULLIS (WR)

### RECEIVING

Receptions: \_\_\_\_\_ 1 vs. WCU, 9/2/17  
 Yards: \_\_\_\_\_ None  
 Long: \_\_\_\_\_ None  
 TDs: \_\_\_\_\_ None

## 45 DAKOTA TORRES (TE)

### RECEIVING

Receptions: \_\_\_\_\_ 4 vs. San Diego State, 10/10/15  
 Yards: \_\_\_\_\_ 35 vs. Boise St, 11/12/16  
 Long: \_\_\_\_\_ 21 vs. Boise St, 11/12/16  
 TDs: \_\_\_\_\_ 1, 4x, last vs. San Jose St, 10/14/17

### CAREER RECEIVING TOTALS

G	Rec	Yds	TD	Lg	RPG	YPC	YPG
2015	11	11	98	0	19	1.0	8.9
2016	14	10	74	2	21	0.7	7.4
2017	6	4	23	2	9	0.7	5.8
<b>TOTAL</b>	<b>31</b>	<b>25</b>	<b>195</b>	<b>4</b>	<b>21</b>	<b>0.8</b>	<b>7.8</b>

### RUSHING

Attempts: \_\_\_\_\_ 1, vs. San Jose State, 10/14/17  
 Yards: \_\_\_\_\_ 3 vs. San Jose State, 10/14/17  
 Long: \_\_\_\_\_ 3 vs. San Jose State, 10/14/17  
 TDs: \_\_\_\_\_ None

## 47 KAIWI CHUNG (TE)

### RUSHING

Attempts: \_\_\_\_\_ 1 vs. Nevada, 10/1/16  
 Yards: \_\_\_\_\_ 1 vs. Nevada, 10/1/16  
 Long: \_\_\_\_\_ 1 vs. Nevada, 10/1/16  
 TDs: \_\_\_\_\_ 1 vs. Nevada, 10/1/16

**47 KAIWI CHUNG (TE)**

**RECEIVING**

Receptions: \_\_\_\_\_ 1 at UCLA, 9/9/17  
 Yards: \_\_\_\_\_ 37 at UCLA, 9/9/17  
 Long: \_\_\_\_\_ 37 at UCLA, 9/9/17  
 TDs: \_\_\_\_\_ None

**48 RYAN TUIASOA (RB)**

**RUSHING**

Attempts: \_\_\_\_\_ 16 vs. WCU, 9/2/17  
 Yards: \_\_\_\_\_ 83 vs. WCU, 9/2/17  
 Long: \_\_\_\_\_ 49 vs. Colorado State, 9/30/17  
 TDs: \_\_\_\_\_ 2 vs. WCU, 9/2/17

**CAREER RUSHING TOTALS**

	G	Att	Yds	TD	Lg	YPC	YPG
2015	13	18	79	0	20	4.4	6.1
2016	14	0	0	0	0	0.0	0.0
2017	7	34	245	5	49	7.2	35.0
<b>TOTAL</b>	<b>34</b>	<b>52</b>	<b>324</b>	<b>5</b>	<b>49</b>	<b>6.2</b>	<b>9.5</b>

**RECEIVING**

Receptions: \_\_\_\_\_ 1 vs. Fresno State, 11/14/15  
 Yards: \_\_\_\_\_ 10 vs. Fresno State, 11/14/15  
 Long: \_\_\_\_\_ 10 vs. Fresno State, 11/14/15  
 TDs: \_\_\_\_\_ None

**80 AMMON BARKER (WR)**

**RECEIVING**

Receptions: \_\_\_\_\_ 8 vs. Colorado State, 9/30/17  
 Yards: \_\_\_\_\_ 93 at Colorado State, 9/30/17  
 Long: \_\_\_\_\_ 41 at Colorado State, 11/8/14  
 TDs: \_\_\_\_\_ 1 at San José State, 10/8/16

**CAREER RECEIVING TOTALS**

	G	Rec	Yds	TD	Lg	RPG	YPC	YPG
2014	13	10	162	0	41	0.8	16.2	12.5
2015	9	0	0	0	0	0.0	0.0	0.0
2016	14	15	211	1	39	1.1	14.1	15.1
2017	7	25	276	0	25	3.6	10.9	39.0
<b>TOTAL</b>	<b>43</b>	<b>50</b>	<b>646</b>	<b>1</b>	<b>41</b>	<b>1.2</b>	<b>12.9</b>	<b>15.0</b>

**81 KALAKAUA TIMOTEO (WR)**

**RECEIVING**

Receptions: \_\_\_\_\_ 3, 2x, last at San José St, 10/8/16  
 Yards: \_\_\_\_\_ 35 at Arizona, 9/17/16  
 Long: \_\_\_\_\_ 15 at Arizona, 9/17/16  
 TDs: \_\_\_\_\_ None

**CAREER RECEIVING TOTALS**

	G	Rec	Yds	TD	Lg	RPG	YPC	YPG
2016	12	11	111	0	15	1.1	10.1	9.3
2017	4	1	-1	0	0	0.3	-1.0	-0.3
<b>TOTAL</b>	<b>16</b>	<b>12</b>	<b>110</b>	<b>0</b>	<b>15</b>	<b>0.8</b>	<b>9.2</b>	<b>6.9</b>

**83 KADE GREELEY (TE)**

**RECEIVING**

Receptions: \_\_\_\_\_ 2 vs. Colorado State, 9/30/17  
 Yards: \_\_\_\_\_ 42 at Nevada, 10/7/17  
 Long: \_\_\_\_\_ 42 at Nevada, 10/7/17  
 TDs: \_\_\_\_\_ 1, 2x, last at Nevada, 10/7/17

**CAREER RECEIVING TOTALS**

	G	Rec	Yds	TD	Lg	RPG	YPC	YPG
2017	5	4	85	2	42	0.8	21.3	17.0

**84 ISAIAH BERNARD (WR)**

**RECEIVING**

Receptions: \_\_\_\_\_ 4 at UNLV, 11/7/15  
 Yards: \_\_\_\_\_ 62 at New Mexico, 10/17/15  
 Long: \_\_\_\_\_ 52 at San Diego State, 10/10/15  
 TDs: \_\_\_\_\_ 1 vs. Colorado, 9/3/15

**CAREER RECEIVING TOTALS**

	G	Rec	Yds	TD	Lg	RPG	YPC	YPG
2015	12	21	219	1	52	1.8	10.4	18.3
2017	5	0	0	0	0	0	0	0
<b>TOTAL</b>	<b>17</b>	<b>21</b>	<b>219</b>	<b>1</b>	<b>52</b>	<b>1.3</b>	<b>10.4</b>	<b>13.7</b>

**85 MARCUS ARMSTRONG-BROWN (WR)**

**RECEIVING**

Receptions: \_\_\_\_\_ 5 vs. Colorado State, 9/30/17  
 Yards: \_\_\_\_\_ 33 vs. Colorado State, 9/30/17  
 Long: \_\_\_\_\_ 17 vs. San Jose State, 10/14/17  
 TDs: \_\_\_\_\_ 1 at UMass, 8/26/17

**CAREER RECEIVING TOTALS**

	G	Rec	Yds	TD	Lg	RPG	YPC	YPG
2017	7	15	126	1	17	2.1	8.4	18.0
<b>TOTAL</b>	<b>7</b>	<b>12</b>	<b>126</b>	<b>1</b>	<b>17</b>	<b>2.1</b>	<b>8.4</b>	<b>18.0</b>

**DEFENSE**

**1 NOAH BORDEN (LS)**

Tackles: \_\_\_\_\_ 1, 2x, last at Nevada, 10/7/17  
 TFLs: \_\_\_\_\_ None  
 INT: \_\_\_\_\_ None  
 Sacks: \_\_\_\_\_ None  
 QBH: \_\_\_\_\_ None  
 Blk: \_\_\_\_\_ None

**3 DAVID MANOA (DL)**

Tackles: \_\_\_\_\_ 8, 2x, last vs. San Jose Staet, 10/14/17  
 TFLs: \_\_\_\_\_ 2.0, 2x, last vs. San Jose State, 10/14/17  
 INT: \_\_\_\_\_ None  
 Sacks: \_\_\_\_\_ 1.5 vs. UL Monroe, 11/28/15  
 QBH: \_\_\_\_\_ 1, 2x, last vs. San Jose St, 10/14/17

**CAREER DEFENSE TOTALS**

	G	UA-A	TT	TFL	SK	PB	FF	FR	HU
2014	2	0-0	0	0.0	0.0	0	0	0	0
2015	13	10-6	16	2.5	2.5	0	1	0	1
2016	14	14-8	22	2.5	0	0	0	0	0
2017	7	17-4	21	7.0	3.0	0	1	0	1
<b>TOTAL</b>	<b>36</b>	<b>41-18</b>	<b>59</b>	<b>12.0</b>	<b>5.5</b>	<b>0</b>	<b>2</b>	<b>0</b>	<b>2</b>

**4 DANIEL LEWIS JR. (DB)**

Tackles: \_\_\_\_\_ 11 vs. Air Force, 10/31/15  
 TFLs: \_\_\_\_\_ 2.0 at Ohio State, 9/12/15  
 INT: \_\_\_\_\_ 1, 3x, last vs. WCU, 9/2/17  
 Sacks: \_\_\_\_\_ 1.0 at Ohio State, 9/12/15  
 PBU: \_\_\_\_\_ 2 vs. Fresno State, 11/14/15

**CAREER DEFENSE TOTALS**

	G	UA-A	TT	TFL	SK	PB	FF	FR	HU
2014	11	16-5	21	0.0	0.0	3	0	0	2
2015	13	34-13	47	3.0	1.0	3	0	0	0
2016	1	3-1	4	0.0	0.0	0	0	0	0
2017	7	30-9	39	0.5	0	4	1	0	1
<b>TOTAL</b>	<b>31</b>	<b>80-27</b>	<b>107</b>	<b>3.5</b>	<b>1.0</b>	<b>10</b>	<b>1</b>	<b>0</b>	<b>3</b>

**8 PENITITO FAALOLOGO (DL)**

Tackles: \_\_\_\_\_ 5 vs. San Diego State, 10/10/15  
 TFLs: \_\_\_\_\_ 1.0, 2x, last at Fresno State, 11/19/16  
 INT: \_\_\_\_\_ None  
 Sacks: \_\_\_\_\_ None

**CAREER DEFENSE TOTALS**

	G	UA-A	TT	TFL	SK	PB	FF	FR	HU
2014	11	0-0	0	0.0	0.0	0	0	0	0
2015	13	13-11	24	0.5	0.0	0	0	0	0
2016	10	7-12	19	2.0	0.0	0	0	0	0
2017	6	3-7	10	0.0	0	0	0	0	0
<b>TOTAL</b>	<b>40</b>	<b>23-30</b>	<b>53</b>	<b>2.5</b>	<b>0.0</b>	<b>0</b>	<b>0</b>	<b>0</b>	<b>0</b>

**10 JEREMIAH PRITCHARD (LB)**

Tackles: \_\_\_\_\_ 6, 3x, last at UMass, 8/26/17  
 TFLs: \_\_\_\_\_ 2.0 at UMass, 8/26/17  
 Sacks: \_\_\_\_\_ 2.0 at UMass, 8/26/17  
 INT: \_\_\_\_\_ None  
 PBU: \_\_\_\_\_ 1 vs. UMass 11/26/16

**CAREER DEFENSE TOTALS AT UH**

	G	UA-A	TT	TFL	SK	PB	FF	FR	INT
2016	11	21-10	31	3.5	0	1	1	0	0
2017	7	15-3	18	5.0	3	0	0	0	0
<b>TOTAL</b>	<b>18</b>	<b>36-13</b>	<b>49</b>	<b>8.5</b>	<b>3</b>	<b>1</b>	<b>1</b>	<b>0</b>	<b>0</b>

**11 JAY DOMINIQUE (DB)**

Tackles: \_\_\_\_\_ 2, 2x, last vs. Colorado State, 9/30/17  
 TFLs: \_\_\_\_\_ None  
 INT: \_\_\_\_\_ None  
 Sacks: \_\_\_\_\_ None  
 Blk: \_\_\_\_\_ None

**13 KEALA SANTIAGO (DB)**

Tackles: \_\_\_\_\_ 3, 4x, last vs. San Jose State, 10/14/17  
 TFLs: \_\_\_\_\_ 1.0, 2x, last vs. WCU, 9/2/17  
 INT: \_\_\_\_\_ None  
 Sacks: \_\_\_\_\_ 1.0 vs. Nevada, 10/1/16  
 PBU: \_\_\_\_\_ 1 vs. UT Martin, 9/10/16

**CAREER DEFENSE TOTALS**

	G	UA-A	TT	TFL	SK	PB	FF	FR	INT
2016	10	7-4	11	1.0	1.0	1	0	0	0
2017	7	9-3	12	1.0	1.0	0	1	0	0
<b>TOTAL</b>	<b>17</b>	<b>16-7</b>	<b>23</b>	<b>2.0</b>	<b>2.0</b>	<b>1</b>	<b>1</b>	<b>0</b>	<b>0</b>

**14 MANU HUDSON-RASMUSSEN (DB)**

Tackles: \_\_\_\_\_ 7, 2x, last vs. WCU, 9/2/17  
 TFLs: \_\_\_\_\_ 1.0 vs. WCU, 9/2/17  
 INT: \_\_\_\_\_ None  
 Sacks: \_\_\_\_\_ None  
 PBU: \_\_\_\_\_ 1, 4x, last at Wyoming, 9/23/17

**CAREER DEFENSE TOTALS**

	G	UA-A	TT	TFL	SK	PB	FF	FR	INT
2017	6	12-6	18	1.0	0	4	0	0	0
<b>TOTAL</b>	<b>6</b>	<b>12-6</b>	<b>18</b>	<b>1.0</b>	<b>0.0</b>	<b>4</b>	<b>0</b>	<b>0</b>	<b>0</b>

**16 KALEN HICKS (DB)**

Tackles: \_\_\_\_\_ 8 vs. San Jose State, 10/14/17  
 TFLs: \_\_\_\_\_ 1.0, vs. San Jose State, 10/14/17  
 INT: \_\_\_\_\_ None  
 Sacks: \_\_\_\_\_ 1.0, vs. San Jose State, 10/14/17  
 PBU: \_\_\_\_\_ None



**16 KALEN HICKS (DB)**

**CAREER DEFENSE TOTALS**

	G	UA-A	TT	TFL	SK	PB	FF	FR	INT
2016	3	0-1	1	0.5	0	0	0	0	0
2017	7	11-4	15	1.5	1.0	0	0	0	0
<b>TOTAL</b>	<b>10</b>	<b>11-5</b>	<b>16</b>	<b>2.0</b>	<b>1.0</b>	<b>0</b>	<b>0</b>	<b>0</b>	<b>0</b>

**17 TERENCE SAYLES (DB)**

Tackles: \_\_\_\_\_ 4 vs. San Jose State, 10/14/17  
 TFLS: \_\_\_\_\_ 1.0 vs. Colorado State, 9/30/17  
 INT: \_\_\_\_\_ None  
 Sacks: \_\_\_\_\_ None  
 QBH: \_\_\_\_\_ None  
 Blk: \_\_\_\_\_ None

**CAREER DEFENSE TOTALS**

	G	UA-A	TT	TFL	SK	PB	FF	FR	INT
2017	7	4-1	5	1.0	0.0	0	0	0	0
<b>TOTAL</b>	<b>7</b>	<b>4-1</b>	<b>5</b>	<b>1.0</b>	<b>0.0</b>	<b>0</b>	<b>0</b>	<b>0</b>	<b>0</b>

**KICKOFF RETURN**

Returns: \_\_\_\_\_ 2 vs. WCU, 9/2/17  
 Yards: \_\_\_\_\_ 42 vs. WCU, 9/2/17  
 Long: \_\_\_\_\_ 22 at UMass, 8/26/17  
 TD: \_\_\_\_\_ None

**CAREER KICK RETURN TOTALS**

	G	No.	Yds	TD	Lg	Avg/R	Avg/G
2017	7	3	64	0	22	21.3	16.0

**18 ROJESTERMAN FARRIS II (DB)**

Tackles: \_\_\_\_\_ 9, 2x, last at Nevada, 10/7/17  
 TFLS: \_\_\_\_\_ 0.5 vs. San Jose State, 10/14/17  
 INT: \_\_\_\_\_ 1, 2x, last at Nevada, 10/7/17  
 Sacks: \_\_\_\_\_ None  
 PBU: \_\_\_\_\_ 3 vs. San Jose State, 10/14/17

**CAREER DEFENSE TOTALS**

	G	UA-A	TT	TFL	SK	PB	FF	FR	INT
2016	14	20-9	29	2.0	1.0	4	0	0	1
2017	6	17-9	26	0.0	0.0	3	0	0	1
<b>TOTAL</b>	<b>20</b>	<b>37-18</b>	<b>55</b>	<b>2.0</b>	<b>1.0</b>	<b>7</b>	<b>0</b>	<b>0</b>	<b>2</b>

**19 EUGENE FORD (DB)**

Tackles: \_\_\_\_\_ 8 at Nevada, 10/7/17  
 TFLS: \_\_\_\_\_ 1.0 at Wyoming, 9/23/17  
 INT: \_\_\_\_\_ None  
 Sacks: \_\_\_\_\_ None  
 PBU: \_\_\_\_\_ None

**20 ZACH WILSON (DB)**

Tackles: \_\_\_\_\_ 2 at UCLA, 9/9/17  
 TFLS: \_\_\_\_\_ 0.5, vs. WCU, 9/2/17  
 INT: \_\_\_\_\_ None  
 Sacks: \_\_\_\_\_ None  
 Blk: \_\_\_\_\_ None

**CAREER DEFENSE TOTALS**

	G	UA-A	TT	TFL	SK	PB	FF	FR	HU
2016	9	1-1	2	0.0	0	0	0	0	0
2017	2	2-1	3	0.5	0	0	0	0	0
<b>TOTAL</b>	<b>11</b>	<b>3-2</b>	<b>5</b>	<b>0.5</b>	<b>0.0</b>	<b>0</b>	<b>0</b>	<b>0</b>	<b>0</b>

**22 IKEM OKEKE (LB)**

Tackles: \_\_\_\_\_ 4 vs. Middle Tennessee, 12/24/16  
 TFLS: \_\_\_\_\_ 1.0 vs. Middle Tennessee, 12/24/16  
 INT: \_\_\_\_\_ None  
 Sacks: \_\_\_\_\_ 1.0 vs. Middle Tennessee, 12/24/16  
 PBU: \_\_\_\_\_ None  
 QBH: \_\_\_\_\_ None

**CAREER DEFENSE TOTALS**

	G	UA-A	TT	TFL	SK	PB	FF	FR	INT
2016	11	6-3	9	1.0	1.0	0	1	0	0
2017	7	1-4	5	0.0	0	0	0	0	0
<b>TOTAL</b>	<b>18</b>	<b>7-7</b>	<b>14</b>	<b>1.0</b>	<b>1.0</b>	<b>0</b>	<b>1</b>	<b>0</b>	<b>0</b>

**24 MYKAL TOLLIVER (DB)**

Tackles: \_\_\_\_\_ 2 at UCLA, 9/9/17  
 TFLS: \_\_\_\_\_ None  
 INT: \_\_\_\_\_ None  
 Sacks: \_\_\_\_\_ None  
 QBH: \_\_\_\_\_ None  
 Blk: \_\_\_\_\_ None

**27 SOLOMON MATAUTIA (LB)**

Tackles: \_\_\_\_\_ 11 at UMass, 8/26/17  
 TFLS: \_\_\_\_\_ 1.0, 3x, last at, UCLA, 9/9/17  
 INT: \_\_\_\_\_ 1 at UMass, 8/26/17  
 Sacks: \_\_\_\_\_ None  
 PBU: \_\_\_\_\_ None  
 QBH: \_\_\_\_\_ 1, vs. San Jose State, 10/14/17

**CAREER DEFENSE TOTALS**

	G	UA-A	TT	TFL	SK	PB	FF	FR	INT
2016	13	11-11	22	3.5	0.0	0	0	0	0
2017	7	24-14	38	1.5	0.0	1	2	0	1
<b>TOTAL</b>	<b>20</b>	<b>35-25</b>	<b>60</b>	<b>5.0</b>	<b>0.0</b>	<b>1</b>	<b>2</b>	<b>0</b>	<b>1</b>

**28 CAMERON HAYNES (DB)**

Tackles: \_\_\_\_\_ 1 at Nevada, 10/7/17  
 TFLS: \_\_\_\_\_ None  
 INT: \_\_\_\_\_ None  
 Sacks: \_\_\_\_\_ None  
 QBH: \_\_\_\_\_ None  
 Blk: \_\_\_\_\_ None

**31 JAHLANI TAVAI (LB)**

Tackles: \_\_\_\_\_ 14, 2x vs. Colorado State, 9/30/17  
 TFLS: \_\_\_\_\_ 3.0, 2x, last at Fresno State, 11/19/16  
 INT: \_\_\_\_\_ 1, 2x vs. San Jose State, 10/14/17  
 Sacks: \_\_\_\_\_ 2.0, 3x, last at UMass, 8/26/17  
 PBU: \_\_\_\_\_ 1, 2x, last vs. New Mexico, 10/29/16

**CAREER DEFENSE TOTALS**

	G	UA-A	TT	TFL	SK	PB	FF	FR	INT
2015	13	26-30	56	5.0	3.0	0	0	0	0
2016	14	86-43	129	19.5	7.0	3	2	2	1
2017	7	39-22	61	7.5	3.5	1	0	1	1
<b>TOTAL</b>	<b>34</b>	<b>151-95</b>	<b>246</b>	<b>32.0</b>	<b>13.5</b>	<b>4</b>	<b>2</b>	<b>3</b>	<b>2</b>

**33 PENEI PAVIHI (LB)**

Tackles: \_\_\_\_\_ 1, 2x, last vs. San Jose State, 10/14/17  
 TFLS: \_\_\_\_\_ None  
 INT: \_\_\_\_\_ None  
 Sacks: \_\_\_\_\_ None  
 PBU: \_\_\_\_\_ None

**36 BEN SCRUTON (DB)**

Tackles: \_\_\_\_\_ 1, 3x, last vs. San Jose State, 10/14/17  
 TFLS: \_\_\_\_\_ None  
 INT: \_\_\_\_\_ None  
 Sacks: \_\_\_\_\_ Nonw  
 PBU: \_\_\_\_\_ None

**CAREER DEFENSE TOTALS**

	G	UA-A	TT	TFL	SK	PB	FF	FR	HU
2017	7	2-4	2	0.0	0.0	0	0	0	0
<b>TOTAL</b>	<b>7</b>	<b>2-4</b>	<b>2</b>	<b>0.0</b>	<b>0.0</b>	<b>1</b>	<b>0</b>	<b>0</b>	<b>0</b>

**37 AUSTIN GERARD (DB)**

Tackles: \_\_\_\_\_ 2 vs. Colorado, 9/30/17  
 TFLS: \_\_\_\_\_ None  
 INT: \_\_\_\_\_ None  
 Sacks: \_\_\_\_\_ None  
 QBH: \_\_\_\_\_ None  
 Blk: \_\_\_\_\_ None

**39 TRAYVON HENDERSON (DB)**

Tackles: \_\_\_\_\_ 12 vs. Cal, 8/27/16  
 TFLS: \_\_\_\_\_ 3.0 at San Diego State, 11/5/16  
 INT: \_\_\_\_\_ 2 vs. Wyoming, 10/11/14  
 Sacks: \_\_\_\_\_ 1.0, 3x, last at San José State, 10/8/16  
 PBU: \_\_\_\_\_ 3 vs. UNLV, 10/15/16

**CAREER DEFENSE TOTALS**

	G	UA-A	TT	TFL	SK	PB	FF	FR	INT
2013	11	22-4	26	0.0	0.0	6	0	2	3
2014	11	54-9	63	3.0	1.0	2	0	0	2
2015	2	2-1	3	0.5	0.0	0	0	0	0
2016	14	64-26	90	10.5	2.0	10	0	0	3
2017	6	24-6	30	0.0	0	2	0	0	0
<b>TOTAL</b>	<b>44</b>	<b>166-46</b>	<b>212</b>	<b>14.0</b>	<b>3.0</b>	<b>20</b>	<b>0</b>	<b>2</b>	<b>8</b>

**40 DANY MULANGA (LB)**

Tackles: \_\_\_\_\_ 10 at Nevada, 10/24/15  
 TFLS: \_\_\_\_\_ 1.0 vs. Nevada, 10/1/16  
 INT: \_\_\_\_\_ 1 at Nevada, 10/24/15  
 Sacks: \_\_\_\_\_ None  
 PBU: \_\_\_\_\_ None

**CAREER DEFENSE TOTALS**

	G	UA-A	TT	TFL	SK	PB	FF	FR	INT
2015	10	26-14	40	0.5	0.0	1	2	0	1
2016	12	8-2	10	1.0	0.0	0	0	0	0
2017	6	4-1	5	0.0	0	0	0	0	0
<b>TOTAL</b>	<b>28</b>	<b>38-17</b>	<b>55</b>	<b>1.5</b>	<b>0.0</b>	<b>1</b>	<b>2</b>	<b>0</b>	<b>1</b>

**43 TEVA ELDRIDGE (DL)**

Tackles: \_\_\_\_\_ 5 at Arizona, 9/17/16  
 TFLS: \_\_\_\_\_ 0.5, 3x, last at UCLA, 9/9/17  
 INT: \_\_\_\_\_ None  
 Sacks: \_\_\_\_\_ 0.5, vs. WCU, 9/2/17  
 PBU: \_\_\_\_\_ None

**CAREER DEFENSE TOTALS**

	G	UA-A	TT	TFL	SK	PB	FF	FR	INT
2015	1	0-0	0	0.0	0.0	0	0	0	0
2016	11	11-4	15	0.5	0.0	0	0	0	0
2016	4	4-3	7	1.0	0.0	0	0	0	0
<b>TOTAL</b>	<b>16</b>	<b>15-7</b>	<b>22</b>	<b>1.5</b>	<b>0.0</b>	<b>0</b>	<b>0</b>	<b>0</b>	<b>0</b>

**44 RUSSELL WILLIAMS, JR. (LB)**

Tackles: \_\_\_\_\_ 12 vs. Nevada, 10/1/16  
 TFLS: \_\_\_\_\_ 2.5 at San José State, 10/8/16  
 INT: \_\_\_\_\_ None  
 Sacks: \_\_\_\_\_ 1.5 at San José State, 10/8/16  
 PBU: \_\_\_\_\_ 1, 2x last vs. WCU, 9/2/17  
 QBH: \_\_\_\_\_ 1, 2x, last vs. WCU, 9/2/17

**WILLIAMS' CAREER DEFENSE TOTALS**

	G	UA-A	TT	TFL	SK	PB	FF	FR	HU
2015	12	10-9	19	0.0	0.0	0	0	0	0
2016	9	26-20	46	5.5	1.5	1	0	0	0
2017	7	18-10	28	2.5	1.0	1	0	0	0
<b>TOTAL</b>	<b>28</b>	<b>54-39</b>	<b>93</b>	<b>8.0</b>	<b>2.5</b>	<b>2</b>	<b>0</b>	<b>0</b>	<b>0</b>

**58 RASHAAN FALEMALU (LB)**

Tackles: \_\_\_\_\_ 2 vs. WCU, 9/2/17  
 TFLS: \_\_\_\_\_ 0.5, vs. WCU, 9/2/17  
 INT: \_\_\_\_\_ None  
 Sacks: \_\_\_\_\_ None  
 QBH: \_\_\_\_\_ None  
 Blk: \_\_\_\_\_ None

**59 MAX BROMAN (LB)**

Tackles: \_\_\_\_\_ 1 vs. WCU, 9/2/17  
 TFLS: \_\_\_\_\_ None  
 INT: \_\_\_\_\_ None  
 Sacks: \_\_\_\_\_ None  
 Blk: \_\_\_\_\_ None

**61 WESLEY FAAGAU (LB)**

Tackles: \_\_\_\_\_ 1, vs. San Jose State, 10/14/17  
 TFLS: \_\_\_\_\_ None  
 INT: \_\_\_\_\_ None  
 Sacks: \_\_\_\_\_ None  
 Blk: \_\_\_\_\_ None

**66 EPERONE MOANANU (DL)**

Tackles: \_\_\_\_\_ 1 vs. WCU, 9/2/17  
 TFLS: \_\_\_\_\_ None  
 INT: \_\_\_\_\_ None  
 Sacks: \_\_\_\_\_ None  
 QBH: \_\_\_\_\_ None  
 Blk: \_\_\_\_\_ 1 at Nevada, 10/7/17

**91 SAMIUELA AKOTEU (DL)**

Tackles: \_\_\_\_\_ 8 at Air Force, 10/22/16  
 TFLS: \_\_\_\_\_ 1.0, 2x, last vs. Colorado State, 9/30/17  
 INT: \_\_\_\_\_ None  
 Sacks: \_\_\_\_\_ 1.0 vs California, 8/27/16  
 QBH: \_\_\_\_\_ 1, vs. San Jose State, 10/14/17

**CAREER DEFENSE TOTALS**

	G	UA-A	TT	TFL	SK	PB	FF	FR	HU
2016	13	10-7	17	1.5	1.0	0	0	0	0
2017	6	7-8	15	1.0	0	0	0	0	0
<b>TOTAL</b>	<b>19</b>	<b>17-15</b>	<b>32</b>	<b>2.5</b>	<b>1.0</b>	<b>0</b>	<b>0</b>	<b>0</b>	<b>0</b>

**92 MAXWELL HENDRIE (DL)**

Tackles: \_\_\_\_\_ 4 vs. WCU, 9/2/17  
 TFLS: \_\_\_\_\_ 0.5 at Wyoming, 9/23/17  
 INT: \_\_\_\_\_ None  
 Sacks: \_\_\_\_\_ 0.5 at Wyoming, 9/23/17

**CAREER DEFENSE TOTALS**

	G	UA-A	TT	TFL	SK	PB	FF	FR	HU
2017	6	3-8	11	0.5	0.5	0	0	0	0

**96 KAIMANA PADELLO (DL)**

Tackles: \_\_\_\_\_ 2, 2x, last vs. Colorado State, 9/30/17  
 TFLS: \_\_\_\_\_ 1.0, 3x, last at. UCLA, 9/9/17  
 INT: \_\_\_\_\_ None  
 Sacks: \_\_\_\_\_ 1.0, 2x last at. UCLA, 9/9/17  
 PBU: \_\_\_\_\_ None  
 Blk: \_\_\_\_\_ 1 vs. UNLV, 10/15/16

**CAREER DEFENSE TOTALS**

	G	UA-A	TT	TFL	SK	PB	FF	FR	HU
2016	14	3-0	3	2.0	1.0	1	0	0	0
2017	6	5-2	7	1.0	1.0	0	0	0	0
<b>TOTAL</b>	<b>20</b>	<b>8-2</b>	<b>10</b>	<b>3.0</b>	<b>2.0</b>	<b>1</b>	<b>0</b>	<b>0</b>	<b>0</b>

**97 MEFFY KOLOAMATANGI (DL)**

Tackles: \_\_\_\_\_ 7 at Air Force, 10/22/16  
 TFLS: \_\_\_\_\_ 1.0, 9x, last vs. San Jose State, 10/14/17  
 INT: \_\_\_\_\_ None  
 Sacks: \_\_\_\_\_ 1.0, 7x, last vs. San Jose State, 10/14/17  
 QBH: \_\_\_\_\_ 3, vs. San Jose State, 10/14/17  
 PBU: \_\_\_\_\_ None  
 Blk: \_\_\_\_\_ 2 vs. WCU, 9/2/17

**CAREER DEFENSE TOTALS**

	G	UA-A	TT	TFL	SK	PB	FF	FR	HU
2015	8	4-8	12	0.0	0.0	0	0	0	0
2016	12	23-15	38	5.0	3.0	0	0	1	0
2017	7	7-9	16	4.0	4.0	0	0	1	0
<b>TOTAL</b>	<b>27</b>	<b>34-32</b>	<b>66</b>	<b>9.0</b>	<b>7.0</b>	<b>0</b>	<b>0</b>	<b>2</b>	<b>0</b>

**98 VIANE MOALA (DL)**

Tackles: \_\_\_\_\_ 5 vs. WCU, 9/2/17  
 TFLS: \_\_\_\_\_ 3.0 vs. WCU, 9/2/17  
 INT: \_\_\_\_\_ None  
 Sacks: \_\_\_\_\_ None  
 QBH: \_\_\_\_\_ 1, vs. San Jose State, 10/14/17  
 Blk: \_\_\_\_\_ 1, 4x, last vs. San Jose State, 10/14/17

**CAREER DEFENSE TOTALS**

	G	UA-A	TT	TFL	SK	PB	FF	FR	HU
2016	14	8-4	12	1.0	0.0	0	0	0	0
2017	6	10-9	19	5.5	0	0	1	0	0
<b>TOTAL</b>	<b>20</b>	<b>18-13</b>	<b>31</b>	<b>6.5</b>	<b>0.0</b>	<b>0</b>	<b>1</b>	<b>0</b>	<b>0</b>

**99 ZENO CHOI (DL)**

Tackles: \_\_\_\_\_ 5 at Air Force, 10/22/16  
 TFLS: \_\_\_\_\_ 2.5, vs. WCU, 9/2/17  
 INT: \_\_\_\_\_ None  
 Sacks: \_\_\_\_\_ 0.5, vs. WCU, 9/2/17  
 QBH: \_\_\_\_\_ 1, vs. San Jose State, 10/14/17  
 PBU: \_\_\_\_\_ 1, vs. WCU, 9/2/17

**CAREER DEFENSE TOTALS**

	G	UA-A	TT	TFL	SK	PB	FF	FR	HU
2015	5	3-1	4	1.0	0.0	0	0	0	0
2016	13	12-6	18	2.0	0.0	0	0	0	0
2017	7	10-4	14	2.5	0.5	1	0	0	0
<b>TOTAL</b>	<b>25</b>	<b>25-11</b>	<b>36</b>	<b>5.5</b>	<b>0.5</b>	<b>1</b>	<b>0</b>	<b>0</b>	<b>0</b>

**SPECIAL TEAMS**

**46 ALEX TRIFONOVITCH (PK)**

XP Made: \_\_\_\_\_ 5, 2x, last vs. WCU, 9/2/17  
 XP Att.: \_\_\_\_\_ 6 vs. WCU, 9/2/17

Kickoffs: \_\_\_\_\_ 3 vs. UT Martin, 9/10/16  
 KO Touchbacks: \_\_\_\_\_ None

**CAREER PLACEKICKING TOTALS**

	G	FG-A	LG	XP-A	<29	30-39	40-49	50+
2016	1	-	-	-	-	-	-	-
2017	4	-	-	16-17	-	-	-	-
<b>TOTAL</b>	<b>4</b>	<b>-</b>	<b>-</b>	<b>16-17</b>	<b>-</b>	<b>-</b>	<b>-</b>	<b>-</b>

**CAREER KICKOFF TOTALS**

	G	KO	YDS	AVG	TB	OB
2016	1	3	160	53.3	0	0
2017	6	0	0	0.0	0	0
<b>TOTAL</b>	<b>7</b>	<b>3</b>	<b>160</b>	<b>53.3</b>	<b>0</b>	<b>0</b>

**46 RYAN MESKELL (PK/KO)**

FGs Made: \_\_\_\_\_ 1 at UMass, 8/26/17  
 FGs Att.: \_\_\_\_\_ 1, 2x, last vs. WCU, 9/2/17  
 Long: \_\_\_\_\_ 29 at UMass, 8/26/17

Kickoffs: \_\_\_\_\_ 7, 2x, last vs. WCU, 9/2/17  
 KO Touchbacks \_\_\_\_\_ 1 at Nevada, 10/7/17

**CAREER PLACEKICKING TOTALS**

	G	FG-A	LG	XP-A	<29	30-39	40-49	50+
2017	7	1-4	29	-	1-1	0-1	-	0-1

**CAREER KICKOFF TOTALS**

	G	KO	YDS	AVG	TB	OB
2017	7	36	2064	57.3	1	0
<b>TOTAL</b>	<b>7</b>	<b>36</b>	<b>2064</b>	<b>57.3</b>	<b>1</b>	<b>0</b>

**99 STAN GAUDION (P)**

Punts: \_\_\_\_\_ 5, 2x, last at Nevada, 10/7/17  
 Punt Avg. (min. 3): \_\_\_\_\_ 47.2 at Wyoming, 9/23/17  
 Long Punt: \_\_\_\_\_ 55 at Wyoming, 9/23/17  
 Inside 20: \_\_\_\_\_ 3 at Nevada, 10/7/17  
 Punt 50+ \_\_\_\_\_ None

**CAREER PUNTING TOTALS**

	G	ATT	YDS	AVG	LG	TB	FC	I20	50+
2017	7	27	1148	42.5	55	0	8	12	3
<b>TOTAL</b>	<b>7</b>	<b>27</b>	<b>1148</b>	<b>42.5</b>	<b>55</b>	<b>0</b>	<b>8</b>	<b>12</b>	<b>3</b>