

2018 SCHEDULE/RESULTS

FEBRUARY

16	UC SANTA BARBARA MWN	W 9-1
17	UC SANTA BARBARA MWN	W 8-4
18	UC SANTA BARBARA XTRA 1360	W 7-5
20	SAN DIEGO MWN	L 1-2 (10)
23	ARIZONA YurView California	W 3-2 (10)
24	#4 ARKANSAS YurView California	L 2-5
25	GRAND CANYON KCR	W 5-4
26	MICHIGAN XTRA 1360	W 4-3
27	at UC Irvine	L 4-9

MARCH

2	at San Jose State*	PPD
4	at San Jose State* MWN	W 7-2
4	at San Jose State* MWN	W 11-1
6	at Arizona	L 4-13
9	AIR FORCE* MWN	W 3-2
11	AIR FORCE* MWN	L 3-7
11	AIR FORCE* MWN	W 3-2
13	at San Diego	W 9-3
16	at Cal Poly	W 9-7
17	at Cal Poly	L 4-5
18	at Cal Poly	W 3-2
20	CSU BAKERSFIELD KCR	W 5-4
23	at #24 UNLV*	L 3-4
24	at #24 UNLV*	W 17-8
25	at #24 UNLV*	W 22-7
27	at Long Beach State	W 5-2
29	NEW MEXICO* KCR	L 4-5
30	NEW MEXICO* MWN	L 5-9
31	NEW MEXICO* MWN	W 3-2

APRIL

2	WASHINGTON KCR	W 6-4
3	vs. Long Beach State~ KCR	W 5-1
7	at Air Force* MWN	L 0-2
7	at Air Force* MWN	L 7-12
8	at Air Force* MWN	W 15-11
10	UC IRVINE XTRA 1360	L 2-10
13	CAL STATE FULLERTON XTRA 1360	W 6-3
14	CAL STATE FULLERTON XTRA 1360	L 9-13
15	CAL STATE FULLERTON XTRA 1360	W 9-6
17	CSU NORTHRIDGE	W 3-2
20	FRESNO STATE* MWN	W 3-2
21	FRESNO STATE* MWN	L 4-7
22	FRESNO STATE* MWN	W 7-0
24	at UC Riverside	W 19-1
27	UNLV* KCR	W 1-0
28	UNLV* XTRA 1360	W 7-6
29	UNLV* XTRA 1360	W 4-2

MAY

1	UC RIVERSIDE KCR	W 8-6
4	at New Mexico* MWN	W 11-5
5	at New Mexico* MWN	L 3-4
6	at New Mexico* MWN	W 7-3
11	SAN JOSE STATE* MWN	L 2-3
12	SAN JOSE STATE*	W 2-1
12	SAN JOSE STATE*	W 16-4
13	SAN JOSE STATE* MWN	L 4-6 (10)
17	at Nevada* MWN	W 12-7
18	at Nevada* MWN	L 3-13
19	at Nevada* MWN	L 10-12
24	SAN JOSE STATE! MWN/XTRA 1360	W 2-1
25	UNLV! MWN/1360	W 4-3 (12)
26	UNLV! - MW TOURNAMENT MWN/1360	W 14-5

JUNE

1	LSU# ESPNU/XTRA 1360	1:00 pm
2	Oregon State/Northwestern St.#	TBD

Home games in CAPS

*Denotes MW conference contest

Times in PT unless otherwise noted

~ at Lake Elsinore Stadium

Ranking from D1Baseball.com

! Mountain West Tournament (San Diego, Calif.)

NCAA Regional (Corvallis, Ore.)



(3) SAN DIEGO STATE AZTECS

2018 Record39-19 (18-12 Mountain West)
 National Ranking/RPI N/A/50
 Head Coach Mark Martinez (4th Season)
 Career Record 143-101
 Record at SDSU Same



(2) LSU TIGERS

2018 Record37-25 (15-15 SEC)
 National Ranking/RPI N/A/33
 Head Coach Paul Mainieri (12th Season at LSU)
 Career Record 1,413-719-8
 Record at LSU 549-227-3

SDSU	QUICK STATS	LSU
.305.....	BATTING AVERAGE.....	.285
3.90.....	EARNED RUN AVERAGE.....	4.68
.973.....	FIELDING PERCENTAGE.....	.980
.377.....	ON BASE PERCENTAGE.....	.368
.444.....	SLUGGING PERCENTAGE.....	.424
2.31.....	STRIKEOUT/WALK RATIO.....	2.23
.251.....	OPPONENT BATTING AVERAGE.....	.253

FIRST-EVER MEETING BETWEEN SDSU AND LSU

SDSU	EXPECTED STARTING PITCHERS	LSU
RHP Jorge Fernandez (6-3 4.65 ERA)	Friday, June 1 - 1:00 p.m.	LHP Nick Bush (1-1, 3.16 ERA)

AZTEC STORYLINES

NCAA TOURNAMENT HISTORY: San Diego State is one of just 18 programs in the country, one of just two California programs (joined by Cal State Fullerton), one of just three west coast programs (Cal State Fullerton & Oregon State), and one of just four non-power 5 conference members (Cal State Fullerton, Dallas Baptist, Rice) to have five NCAA Regional appearances in the last six years.

TEAMS WITH FIVE REGIONAL APPEARANCES SINCE 2013

Arkansas
 Cal State Fullerton
 Clemson
 Dallas Baptist
 Florida
 Florida State
 Indiana
 Louisville
 LSU
 Mississippi State
 NC State
 Oklahoma State
 Ole Miss
 Oregon State
 Rice
 San Diego State
 Texas A&M
 Vanderbilt

The Aztecs are 11-26 all-time in NCAA Regional play and looking to advance to a Super Regional for the first time in program history. This will be SDSU's 14th NCAA Regional appearance in its 82-year history. San Diego State's No. 3 seed is its highest since 2014, when the Aztecs were the No. 3 seed at the Lafayette Regional.

VS. THE TIGERS : SDSU and LSU will meet for the first time on the baseball diamond on Friday. It's SDSU's second SEC opponent this season, having faced then-No. 4-ranked Arkansas on Feb. 24 at the Tony Gwynn Legacy tournament.

The Aztecs are looking to snap a nine-game losing streak against SEC programs, with the team's last SEC win coming against Kentucky on March 4, 2010 (12-4 win). SDSU is 4-21-2 all-time against current members of the SEC.

No. 3-seeded San Diego State faced No. 2-seed and No. 17 Mississippi State in the 2014 Lafayette Regional and suffered a 5-2 opening-round loss.

FINAL 2018 MW STANDINGS

Team	Conference	Overall
Nevada (1)	20-9	29-24
San Diego State (2)	18-12	39-19
San Jose State (3)	16-14	27-30
UNLV (4)	14-16	35-23
Fresno State	13-17	30-24
Air Force	12-17	24-30
New Mexico	11-19	20-33-1

QUICK FACTS

Location	San Diego, Calif.	92182
Founded		1897
Enrollment		33,762
Nickname		Aztecs
Colors		Scarlet and Black
Home Field	Tony Gwynn Stadium (3,000)	
Surface		Natural Grass
Affiliation		NCAA Division I
Conference		Mountain West
President		Sally Roush
Athletics Director		John David Wicker
Alma Mater		Mississippi State (1992)
Athletic Department Phone		(619) 594-3019

BASEBALL HISTORY

Seasons of Baseball	82nd
First Season of Baseball	1936
All-Time Record	2463-1637-37
NCAA Tournament Appearances	14

COACHING STAFF

Head Coach	Mark Martinez (Mesa State '84)
Overall Record	143-101 (4th year)
Record at SDSU	143-101 (4th year)
Pitching Coach	Sam Peraza (SDSU '02)
Asst Coach/Recruiting	Joe Oliviera (Pacific '09)
Volunteer Asst Coach	Danny Benedetti (St. John's '09)
Director of Player Development	Eric Lally
Student Manager	Nick Batesole
Graduate Assistant	Matt Jervis
Graduate Assistant	Cody Thompson

SUPPORT STAFF

Athletic Trainer	Ian Baldwin
Strength & Conditioning	James Chassin
Academic Advisor	Jessica Amerosa

MEDIA RELATIONS

Assoc. A.D. Media Relations	Mike May
Office Phone	(619) 594-5547
Baseball Contact	Martin Foley (@mart_fo)
Email	martin.foley@sdsu.edu
Office Phone	(619) 594-5242
Cell Phone	(603) 339-8650
Office Fax	(619) 582-6541
Website	GoAztcs.com

SOCIAL MEDIA

Primary Athletics Twitter/IG	@GoAztcs
Primary Athletics Facebook ..	facebook.com/GoAztcs
Baseball Twitter/IG	@SDSUBaseball

AZTEC STORYLINES

ON THE AIR: Friday's game will be televised on ESPNU. XTRA 1360 Fox Sports San Diego will also broadcast each game during SDSU's regional run.

THE CHAMPS ARE HERE: San Diego State won its sixth Mountain West Tournament Championship and its fifth in the last six years on Saturday, finishing an undefeated run through the tournament with a 14-5 win over UNLV. SDSU went undefeated in the MW tournament for the first time since 2000 and won a postseason tournament on its home field for the first time since winning the WAC Tournament in 1986. All three of SDSU's wins were in come-from-behind fashion.

The Aztecs are the only team in the nation to have won five conference tournament championships in the last six years and one of just 12 in NCAA Division I football (FBS), men's basketball, women's basketball, baseball, or softball (1,414 total programs) to have won five conference tournaments/championship games in the last six years:

Football (FBS): None.

Men's Basketball: New Mexico State, Gonzaga

Women's Basketball: Albany, Baylor, Chattanooga, UConn, Green Bay, Notre Dame

Softball: Florida State, Fordham, North Dakota State

Baseball: San Diego State

Notable programs with four:

Football (FBS): Alabama

Men's Basketball: Kentucky

With last Saturday's win, SDSU improved to 23-6 in the Mountain West tournament over the last six years and 50-30 all-time, good for the most wins and best winning percentage among all active MW members. SDSU is the only MW program to have reached the MW tournament every year since the league was founded in 2000 and SDSU has participated in a postseason conference tournament in 18 consecutive seasons and 20 times in the last 21 years.

Mark Martinez earned his third Mountain West Championship in the just his fourth season as head coach. Martinez, who last season became the fastest head coach to earn 100 career victories in SDSU history, became the fastest head coach in Mountain West history to earn three Mountain West Championships.

UNFAMILIAR, BUT KIND OF FAMILIAR: Although San Diego State has not advanced passed a NCAA Regional, SDSU sees its fair share of experienced postseason opponents during the regular season. Head coach Mark Martinez enters Friday's game against LSU 5-4 in his career against teams that competed in the College World Series the year prior. Before Martinez assumed the head coach position in 2015, SDSU was in the midst of an 11-game losing streak against teams that played in the CWS the previous season.

THE TRIFECTA: Below is a list of the 15 NCAA Division I programs that reached the NCAA postseason in both men's

basketball and baseball and a FBS football bowl game during the 2017-18 academic year:

Auburn
Clemson
Duke
Florida State
Houston
New Mexico State
NC State
Ohio State
Oklahoma
Purdue
San Diego State
Texas
Texas A&M
Texas Tech
UCLA

San Diego State and UCLA are the only two California schools to accomplish that feat in 2017-18, while SDSU is also just one of three (Houston & New Mexico State) to do so from a non-power 5 conference.

WOW, THE BULLPEN: The San Diego State bullpen was nearly been perfect for the duration of the MW tournament, allowing just onerun and two hits over 14.1 innings pitched. Over SDSU's last 23 games (17-6 stretch with four losses being by two runs or less) the bullpen owns a 9-2 record, 2.91 earned run average, and .200 opponent batting average.

In the Mountain West tournament, opposing hitters went just 2-for-44 (.045) against the Aztec bullpen.

AGAINST THE FIELD: San Diego State played three teams that reached an NCAA Regional in 2018, including Cal State Fullerton, Arkansas, and Washington. SDSU went a combined 3-2 against those teams and outscored their opponents 32-31 in 2018.

HISTORY WITH THE BEAVER STATE: San Diego State is playing in Oregon for the first time since 2016, when it split a two-game midweek series with Oregon State in February 2016. Those are the only two games the team has ever played in Oregon, however, SDSU has hosted Oregon-based teams 36 times in its history.

LOOKING FOR #40: San Diego State is looking for its 19th 40-win season and its fourth in the last five years. SDSU entered the season as one of 16 teams in the nation with 40 or more wins in three of the past four seasons, and with a win in the NCAA Regional, SDSU would join Dallas Baptist, Florida, Florida State, Louisville, and LSU as teams with four 40+ win seasons in the last five years. NCAA Regional participants Arkansas (39 wins), Houston (36 wins), Texas A&M (39 wins), Texas Tech (39 wins) and Vanderbilt (31 wins) are other possible teams that can join that category.

WE HAVE BEEN REALLY GOOD LATELY: SDSU is 17-6 in its

last 23 games, with four of those losses having come by two runs or less.

The Aztecs are hitting .314 as a team over the last 23 games, led by Chase Calabuig's .404 mark. The Aztecs have also outscored its opponents 155-99 over its last 23 games and are averaging 6.73 runs per game.

Jordan Verdon leads the team with seven home runs and 29 RBIs over the team's last 23 games.

FEATS OF CHASE CALABUIG: With his start Friday, Chase Calabuig will set the San Diego State career games played record, passing Tim Zier with his 237th collegiate appearance and has started in 122 consecutive games. Having played in 236 career games, he's missed just eight games in his entire four-year career.

Calabuig is ending his collegiate career in style for his senior season, leading the Aztecs with a .397 batting average in conference play and leading the MW with 51 conference hits.

During the Mountain West tournament, Calabuig ended his career with a 54-game on-base streak in home games -- the longest streak in Tony Gwynn Stadium history.

Calabuig recorded his 250th career hit in the final regular season series of the season at Nevada, becoming the fourth player in Aztec history to reach that mark. Over the month of May (14 games), Calabuig is hitting .448 (26-for-58) with team-bests in runs scored (20), total bases (40), on-base percentage (.529) and slugging percentage (.690).

In addition to being a game away from tying the games played record, Calabuig is 12th in Aztec history with 11 triples, tied for fifth (Travis Lee) with 365 total bases, fourth with 256 hits, eighth with 160 runs, second with 847 at bats, and fifth with 115 walks.

Calabuig is one of just three players in Aztec history to have 150 or more runs scored, 250 or more hits, and 125 or more RBIs, joined by Bobby Meacham and Jake McLintock.

UNSCMITTABLE: Since taking over the closer's role on April 2, Casey Schmitt leads the country with nine saves since the start of April and owns the lowest ERA by an Aztec in recorded history (minimum 30 IP) at 0.28. For his efforts in the Mountain West Tournament, Schmitt became the fifth freshman in league history to win Tournament Most Valuable Player and the first since 2013.

Schmitt currently rides a 25.2 consecutive scoreless inning streak (longest by an Aztec this season), with his last run allowed coming against CSU Bakersfield on March 20 (both runs in that outing were unearned). Schmitt enters this weekend having not allowed an earned run in over two calendar months, with his last coming at Cal Poly on March 17.

Schmitt, who has solidified himself as one of the best two-

way players in the nation as just a freshman, is the only freshman in the country to have driven in 25 or more runs at the plate while owning an ERA under 2.00 (minimum 15 IP). Schmitt is one of just two players in the country to have 25 or more RBIs while owning an ERA below 1.00 (minimum 15 IP), joined by only Duke senior Jack Labosky (36 RBI, 0.87 ERA in 31.0 IP).

Against Mountain West opponents, Schmitt owned a perfect 0.00 ERA over 10 appearances and 18.2 innings pitched. MW opponents have yet to score a run off Schmitt, who has held opposing MW hitters to a .116 batting average (7-for-60).

GOOD IN ALL ASPECTS: SDSU is one of six teams in the country to have a batting average above .300 and a ERA below 4.00, joined by Oregon State, New Mexico State, Southern Miss, Ole Miss, and Minnesota. The only team in the country to have a better ERA and batting average than SDSU is Oregon State.

GOOD PITCHING: SDSU enters the regional with a 3.90 earned run average, good for the best single-season ERA since 1996 when the team posted a 3.61 ERA. Including this year, SDSU has owned the Mountain West's best ERA in three of the last five seasons. SDSU's 3.92 ERA is the best in the MW since Fresno State posted a 3.72 staff ERA in 2016.

FINISHING STRONG: SDSU has won 85 consecutive games when leading after eight innings, good for one of the top five longest active streaks in the country.

30-WIN MARK: With SDSU's 31st win on against UC Riverside on May 1, the Aztecs are the only Mountain West program to have more than 30 wins in five of the last six seasons.

AMONG THE NATIONAL/CONFERENCE LEADERS: In addition to being the Mountain West leader in earned run average (3.90), WHIP (1.33) and hits allowed per nine innings (8.57), SDSU ranks among the top of the nation in numerous statistical categories.

- SDSU's .305 batting average is 10th best in the nation.
- SDSU's 56 double plays turned are 11th most in the nation
- SDSU's 122 doubles are the 14th most in the nation
- SDSU's 623 total hits are 10th most in the nation
- Jordan Verdon and Chase Calabuig are fourth and 21st in the country with 26 and 21 doubles, respectively.
- Chase Calabuig is 28th in the nation in total hits (85).
- Jordan Verdon is 17th in the nation with 65 runs batted in and 24th in the nation with 142 total bases.
- Chase Calabuig is 14th in the nation and leads the Mountain West with five triples.

EXPERIENCE ON THE DIAMOND: Despite having a team of 15 freshmen -- the program's largest freshman class since 2011 and a freshman class that was ranked No. 14 in the nation by Perfect Game -- the Aztecs have two of the most experi-

enced players in the nation this year in Chase Calabuig, who is third among all DI players with 236 career games played, and Jacob Erickson, who leads all DI pitchers with 119 career pitching appearances. The Aztecs are the only team in the nation to have a player in the top five of both categories. Erickson set SDSU's program record in pitching appearances earlier this season and is also the Mountain West all-time leader, while Calabuig owns a tie of the career games played record at SDSU with 236.

Games Played		
1	JJ Schwarz , Florida	262
2	Ryan Chandler , Rice	244
3	Chase Calabuig , San Diego St.	236
4	Gabe Snyder , Wright St.	235
5	Connor McVey, Cincinnati	234

Pitching Appearances		
1	Jacob Erickson , San Diego St.	119
2	Cooper Hammond , Miami (FL)	111
3	Seth Pinkerton, Hartford	108
T4	Charlie Fletcher, William & Mary	107
T4	Seth Kinker, Ohio St.	106

BIBLE BACK IN ACTION: After being diagnosed with stage 2 Hodgkin's lymphoma in January 2017, redshirt junior outfielder Chad Bible heard the good news in August 2017 that he was cancer free. Bible, who led all California junior college players in 2016 with 15 home runs, earned All-Mountain West second team honors in 2018. Despite his diagnosis last year, Bible was able to play in seven games, and recorded at least one hit in six of them. To cap his inspirational season, Bible recorded a double to right field in his final at bat of the season against Long Beach State after starting cancer treatment with Dr. Stephen Forman, M.D. at City of Hope in Duarte, Calif.


In his first at bat since defeating his battle with cancer, Bible ripped a single on the first pitch he saw, and later came around to score SDSU's first run of the 2018 season. He followed that up with a 3-RBI triple in a 8-4 win over UC Santa Barbara.

HOMEGROWN: 10 players on the San Diego State roster are from San Diego and played high school baseball in San Diego county. San Diego natives have collectively recorded 404 hits this season, good for 64.8 percent of SDSU's hit total of 623.

SAN DIEGO STATE PROJECTED LINEUP

Starters based on lineups of previous five games

#9 Matt Rudick - LF Freshman - OF - L/L San Diego, Calif. (Scripps Ranch HS) .329/.426/.374 0 HR, 19 RBI, 4 2B, 3 3B, 32 K, 33 BB	#329 batting average is the best by an Aztec freshman in the Mountain West era (since 2000)... Has reached base in 13 consecutive games and is second on the team with 23 multi-hit games... 20th in the Mountain West with a .329 batting average... 10th in the league with a .425 on base percentage (also second best among freshmen and best on the team)... Hit .415 through the team's first 20 games of the season... Sixth in the MW with three triples... Fourth in the MW with 33 walks... 2017 Rawlings-Perfect Game Honorable Mention All-American... 2017 Perfect Game California All Region Second Team honoree Ranked as the 14th best outfielder among class of 2017 players in California... Named 2016 Eastern League Player of the Year... Member of 15U USA Baseball national team in 2014.
#22 David Hensley - SS Senior - UT - R/R San Diego, Calif. (Patrick Henry HS) .316/.384/.419 - 3 HR, 34 RBI, 13 2B, 1 3B, 34 K, 26 BB	Preseason All-MW selection... Nation's tallest shortstop at 6'6"... Posted SDSU's longest on-base streak of the season at 29 games from Feb. 25 - April 17... Has also contributed five scoreless relief appearances this season, holding opposing hitters to a .050 batting average... Has played all positions except for catcher over his four-year career at SDSU... Raised batting average from .298 to .356 from April 3 - April 24, hitting .490 (24-for-49) over that three-week span... Hitting .344 with runners in scoring position, good for the best average on the team in that situation... Led SDSU with a .357 batting average in 2017... 2017 All-MW Second Team selection.
#34 Chase Calabuig - RF Senior - OF - L/L Mission Viejo, Calif. (Capistrano Valley HS) .359/.426/.561 - 5 HR, 46 RBI, 21 2B, 6 3B, 28 K, 27 BB	Named to Google Cloud Academic All-District Team, becoming the fifth player in program history to earn that honor (owns a 3.65 grade point average as a senior kinesiology major)... Arthur Asche Sports Scholar Award recipient... Will finish his career with a 54-game on base streak in home games, the longest in Tony Gwynn Stadium history... Has reached base in 54 of 58 games this season... .397 batting average in conference play is the third highest by an Aztec since 2010... Logged his 250th career hit against Nevada last weekend, becoming the fourth player in Aztec history to reach that mark... Tied Tim Zier's career games played record (236 games) in championship game last Saturday... Has made 123 consecutive starts and ranks third among all active collegiate players in games played with 236... Two-time Mountain West All-Academic Team and Scholar-Athlete... Leads the Mountain West with six triples... Ranked as the No. 7 prospect in the MW Baseball America.
#21 Jordan Verdon - 1B Junior - IF - L/R San Diego, Calif. (Granite Hills HS) .341/.394/.620 - 12 HR, 65 RBI, 26 2B, 1 3B, 36 K, 18 BB	One of 10 players in the country to have earned Collegiate Baseball National Player of the Week honors multiple times this season... 37 extra-base hits in 2018 are the most by an Aztec since Chris Gwynn recorded 59 in 1984... Became the first Aztec in the Mountain West era (since 2000) to hit two grand slams in a season after hitting his second against Nevada last Friday... His 26 doubles ranks fourth nationally and are the most by an Aztec since Chris Gwynn hit a school-record 31 in 1984... One of two players in the Mountain West to have won MW Player of the Week twice this season (Chad Bible)... Hit walk-off sacrifice fly in MW semifinal against UNLV last Friday... Ranked as the No. 4 prospect in the Mountain West by Baseball America.
#23 Chad Bible - DH RS-Junior - OF - R/R Valencia, Calif. (College of the Canyons) .333/.389/.536 - 9 HR, 42 RBI, 11 2B, 2 3B, 44 K, 7 BB	One of two players in the Mountain West to have won Player of the Week multiple times this season (Jordan Verdon)... Defeated an eight-month battle in August 2017 with Stage 2 Hodgkin's lymphoma after being diagnosed with cancer in January 2017... 10th in the Mountain West with a .333 batting average... 10th in the MW with a .549 slugging percentage... 13th in RBIs with 41... Tied for sixth with nine home runs... Eight of his nine home runs have come in conference play, good for fourth most MW home runs in the league... Second on the team with 14 multi-RBI games.
#1 Julian Escobedo - CF Sophomore - OF - L/L San Diego, Calif. (Eastlake HS) .317/.420/.429 - 2 HR, 24 RBI, 13 2B, 2 3B, 30 K, 36 BB	Has reached base in each of his last 22 games, good for the longest active streak on the team... Reached base in 28 consecutive games against Mountain West opponents to end the season... 15th in the Mountain West with a .420 on-base percentage... His 157 fielding chances are the most among Mountain West players who have not committed an error this season... Second in the Mountain West with 36 walks... 10th in the MW with a .422 on-base percentage... Owns a .426 on-base percentage when leading off an inning... Hitting .314 with runners in scoring position and .328 with two outs.
#25 Dean Nevarez - C Junior - C - R/R San Diego, Calif. (Eastlake HS) .292/.376/.472 - 8 HR, 32 RBI, 11 2B, 0 3B, 44 K, 25 BB	Has hit three of SDSU's last four home runs... Tied for 17th with 19 career home runs, and passed Tony Gwynn's career mark of 18 in last Saturday's MW championship... Named to Johnny Bench Award Watch List in February (nation's best catcher)... Has reached base in each of his last 12 games... Hitting .364 in the No. 7 spot in the lineup this season... Hitting .333 with the bases loaded and .377 when leading off an inning... Hit two home runs in series against Nevada last weekend... 15th in the Mountain West with seven home runs this season... Has thrown out nine runners this season, good for fifth most in the Mountain West... Fourth on the team with nine multi-RBI games... Ranked as the No. 8 prospect in the Mountain West by Baseball America.
#8 Casey Schmitt - 3B Freshman - IF/RHP - R/R San Diego, Calif. (Eastlake HS) .273/.307/.358 - 1 HR, 32 RBI, 12 2B, 0 3B, 27 K, 10 BB	Named Mountain West Championships Most Valuable Player, becoming the first freshman to earn that honor since SDSU's Ty France won it in 2013... Went 3-for-11 with two runs scored, a double, three RBIs while earning first collegiate win in SDSU's 12-inning, 4-3 win over UNLV with three shutout innings in the tournament... One of two players in the country to own a 1.00 ERA (minimum 15 IP) and drive in 25+ RBIs this season, joined by Duke senior Jack Labosky (36 RBI, 0.87 ERA in 31.0 IP)... Only two-way playing freshman in the country to have an ERA below 2.00 and drive in 25 or more runs... D1 Baseball, Perfect Game and Baseball America Mountain West Preseason Freshman of the Year... Ranked as the No. 3 third baseman among class of 2017 high school players in California according to Perfect Game.
#3 Jacob Maekawa - 2B Sophomore - IF - R/R Mililani, Hawaii (Mid-Pacific Institute) .221/.304/.279 - 1 HR, 19 RBI, 8 2B, 0 3B, 39 K, 12 BB	Scored SDSU's game-winning run in extra-inning win over UNLV... Hitting .333 over his last 10 games. Has reached base in each of his last 10 games... Had a seven-game hitting streak snapped last Saturday vs. Nevada... One of three players (Calabuig and Verdon) to have started every game this season... Made a diving play vs. Arizona on Feb. 23 that was No. 3 on SportsCenters Top 10 plays... Also scored the game-winning run on a walkoff wild pitch in that same game vs. Arizona... Led 2017 team with 20 appearances off the bench... Has committed just seven errors out of 243 chances at second base for a .971 fielding percentage... Was rated as the No 4 high school player in the state of Hawaii by Perfect Game ... 2016 West Region Honorable Mention by Perfect Game.



27 JORGE FERNANDEZ

RIGHT-HANDED PITCHER - SENIOR - 5-11 - 200 - DEL RIO, TEXAS - SAN JACINTO JUNIOR COLLEGE

2018: Started 2018 season as SDSU's closer, registering six saves (second in the MW at that point) before making a move to the rotation... Started his move to the rotation with a streak of 15 consecutive scoreless innings... Team is 5-1 in his starts in 2018... Arthur Asche Jr. Sports Scholar Award Winner (given to student-athletes of color with strong athletic and academic performance, and community service... Holding opposing hitters to a .234 batting average with two outs this season... Owns a 3.86 ERA and 3-0 record as a starter this season. **2017:** 2017 Mountain West All-Academic Team selection... Led Aztec pitchers with 45+ innings pitched with a 2.79 ERA... Started 2017 season with seven consecutive scoreless appearances... Owned a 2.36 ERA as a reliever... Allowed just four of his 15 inherited runners to score. **PREVIOUS/JUNIOR COLLEGE:** Posted 10 saves as a sophomore at San Jacinto Junior College in Pasadena, Texas... Named an All-Conference selection as a sophomore... Selected to compete in Texas-New Mexico All-Star Game in September 2015. **HIGH SCHOOL/PERSONAL:** Named Del Rio High School's Most Valuable Player as a junior and a senior... Earned all-district honors in high school... Was also quarterback for Del Rio's football team and earned team MVP honors as a senior... Accounting major at SDSU... Chose SDSU over Baylor, Maryland, UCF, Kansas State and West Virginia in recruiting process.

2018 GAME-BY-GAME

Date	OPPONENT	GS	IP	H	R	ER	BB	SO	2B	3B	HR	WP	BK	HBP	IBB	Score	W	L	SV	ERA
Feb 16, 2018	UC SANTA BARBARA		2.0	1	0	0	0	1	0	0	0	0	0	1	0	9-1	0	0	0	0.00
Feb 17, 2018	UC SANTA BARBARA		2.0	0	0	0	2	3	0	0	0	0	0	0	0	8-4	0	0	0	0.00
Feb 20, 2018	SAN DIEGO		2.1	3	2	1	0	2	1	0	0	0	0	0	0	2-3	0	1	0	2.08
Feb 23, 2018	ARIZONA		1.2	1	0	0	0	3	0	0	0	0	0	0	0	3-2	1	1	0	1.50
Feb 25, 2018	GRAND CANYON		1.0	1	0	0	0	1	0	0	0	1	0	0	0	5-4	1	1	1	1.29
Feb 26, 2018	MICHIGAN		1.0	0	0	0	1	0	0	0	0	0	0	0	0	4-3	1	1	2	1.12
Mar 04, 2018	San Jose State		1.0	0	0	0	0	0	0	0	0	0	0	0	0	11-1	1	1	2	1.00
Mar 09, 2018	AIR FORCE		2.1	0	0	0	0	2	0	0	0	0	0	1	0	3-2	2	1	2	0.79
Mar 11, 2018	AIR FORCE-2		2.0	2	1	0	2	3	0	0	0	0	0	0	0	3-2	2	1	3	0.68
Mar 13, 2018	San Diego		1.0	0	0	0	0	0	0	0	0	0	0	0	0	9-3	2	1	3	0.63
Mar 16, 2018	Cal Poly		2.1	1	1	0	1	3	0	0	0	0	0	0	0	9-7	3	1	3	0.54
Mar 18, 2018	Cal Poly		1.0	3	2	2	1	0	0	0	0	0	0	0	0	3-2	3	1	4	1.53
Mar 25, 2018	UNLV		2.0	2	1	1	0	1	1	0	1	0	0	0	0	22-7	3	1	4	1.83
Mar 27, 2018	Long Beach State		1.0	0	0	0	1	0	0	0	0	0	0	0	0	5-2	3	1	5	1.74
Mar 29, 2018	NEW MEXICO		0.2	2	2	2	2	0	0	0	0	0	0	0	0	4-5	3	2	5	2.53
Mar 31, 2018	NEW MEXICO		0.2	1	1	1	0	1	0	0	1	0	0	0	0	3-2	3	2	6	2.86
Apr 07, 2018	Air Force-2		1.0	4	6	4	1	0	2	1	1	0	0	0	0	7-12	3	3	6	4.30
Apr 13, 2018	CAL STATE FULLERTON		1.1	2	1	1	0	1	0	1	0	0	0	0	0	6-3	3	3	6	4.44
Apr 15, 2018	CAL STATE FULLERTON		0.2	1	1	1	1	1	0	0	0	1	0	0	0	9-6	3	3	6	4.68
Apr 17, 2018	CSUN	*	4.0	1	0	0	0	3	1	0	0	0	0	0	0	3-2	3	3	6	4.03
Apr 22, 2018	FRESNO STATE	*	6.0	4	0	0	0	7	2	0	0	0	0	1	0	7-0	4	3	6	3.34
Apr 29, 2018	UNLV	*	5.1	5	2	2	2	5	1	0	0	0	0	0	0	4-2	5	3	6	3.35
May 06, 2018	New Mexico	*	5.2	7	3	3	1	3	0	0	0	2	0	0	0	7-3	6	3	6	3.52
May 13, 2018	SAN JOSE STATE	*	4.2	8	4	4	1	3	1	0	1	1	0	1	0	4-6	6	3	6	3.91
May 18, 2018	Nevada		4.2	6	5	5	1	4	1	0	1	2	0	1	0	3-13	6	3	6	4.39
May 26, 2018	UNLV	*	4.2	6	4	4	1	0	2	0	0	0	0	1	0	14-5	6	3	6	4.65
Totals		6	60.0	60	36	31	18	46	12	2	5	7	0	5	0	158-101	6	3	6	4.65

CAREER STATS

Year	ERA	W	L	App	GS	CG	SH	CBO	SV	IP	H	R	ER	BB	SO	2B	3B	HR	BF	B/Avg	WP	HBP
2017	2.79	3	1	23	5	0	0	1	2	48.1	44	16	15	19	35	4	3	5	204	.242	2	0
2018	4.65	6	3	25	6	0	0	1	6	60.0	60	36	31	18	46	12	2	5	264	.255	7	5
TOTAL	3.82	9	4	48	11	0	0	2	8	108.1	104	52	46	37	81	16	5	10	468	.249	9	5

SEASON/CAREER HIGHS

2018

6 (vs. Fresno State 4/22/18)

2 (Four times)

7 (vs. Fresno State 4/22/18)

STAT

INNINGS PITCHED

WALKS ALLOWED

STRIKEOUTS

CAREER

6 (vs. Fresno State 4/22/18)

4 (at San Diego 3/14/17)

7 (vs. Fresno State 4/22/18)

1 JULIAN ESCOBEDO · OF · SOPHOMORE · 5-11 · 175 · SAN DIEGO, CALIF.

- One of four players on roster from Eastlake HS
- Cousins with SDSU freshman Casey Schmitt
- Went a perfect 9-for-9 in stolen base attempts in 2017
- 2018 All-Mountain West Second Team selection

2 RYAN ORR · C · SOPHOMORE · 5-10 · 170 · SAN DIEGO, CALIF.

- Went 5-for-10 coming off the bench in 2017, good for best average on the team
- Helped La Costa Canyon HS to CIF titles in each of his three seasons in high school
- Hit .421 as a senior at La Costa Canyon HS, eighth average best in school history
- 2016 San Diego Union Tribune All-Academic Team selection as a HS senior

3 JACOB MAEKAWA · IF · SOPHOMORE · 5-9 · 170 · MILILANI, HAWAII

- Made diving play at 2B vs. Arizona on 2/23 that ended up at #3 on SportsCenter's Top10
- One of three players to start all 58 games this season (Calabuig, Verdon)
- Ranked No. 4 Class of 2016 high school player in Hawaii
- Led 2017 team with 20 appearances off the bench

8 CASEY SCHMITT · IF/RHP · FRESHMAN · 6-2 · 200 · SAN DIEGO, CALIF.

- Baseball America, D1 Baseball, Perfect Game MW Preseason Freshman of the Year
- No. 3-ranked third baseman among class of 2017 players in California (Perfect Game)
- Hit .500 with seven home runs as a junior at Eastlake HS
- Cousins with SDSU sophomore Julian Escobedo

9 MATT RUDICK · OF · FRESHMAN · 5-9 · 170 · SAN DIEGO, CALIF.

- No. 14-ranked outfielder among class of 2017 players in California (Perfect Game)
- Hit .415 over the first 20 games of the season
- Played for 15U USA Baseball national team in 2014
- Hit .481 with five home runs as a junior at Scripps Ranch HS

10 NICHOLAS ISRAEL · IF · FRESHMAN · 5-10 · 175 · LAS VEGAS, NEV.

- No. 1-ranked shortstop among class of 2017 players from Nevada (Perfect Game)
- No. 5-ranked overall player among class of 2017 players from Nevada (Perfect Game)
- Recorded .371 avg. and .498 OBP over junior & senior seasons at Bishop Gorman HS
- Hit six home runs, nine doubles, and drove in 27 runs during senior season

12 ADRIAN MARDUENO · RHP · SOPHOMORE · 5-10 · 170 · UPLAND,

- Has allowed just 18 of 55 inherited runners score in his career
- Has posted 18 scoreless outings this season
- Did not allow an earned run in each of his first five appearances to start 2018 season
- Named Upland HS Pitcher of the Year after senior season

13 CASEY O'SULLIVAN · RHP · FRESHMAN · 5-11 · 185 · SAN DIEGO,

- Has not allowed an earned run to score over his last five outings
- Recorded a 1.23 ERA in 57 innings pitched as a senior at Valhalla HS in 2017
- Has allowed just two extra-base hits this season in 24.1 innings pitched (both doubles)
- Owned a career 1.96 ERA over three varsity seasons at Valhalla HS

14 SPENCER WESTON · IF · FRESHMAN · 5-11 · 185 · IRVINE, CALIF.

- No. 7-ranked third baseman among class of 2017 players in California (Perfect Game)
- Hit .333 with 10 extra-base hits (9 2B, 1 HR) as a senior at Woodbridge HS
- 2017 Rawlings-Perfect Game Honorable Mention All-American
- 2017 Perfect Game California All-Region Second Team selection

15 LOGAN BOYER · RHP · SOPHOMORE · 6-3 · 215 · CHANDLER, ARIZ.

- Named to Preseason All-MW Team
- Ranked No. 4 Alaska Baseball League prospect by Baseball America in 2017
- Led all ABL pitchers in summer 2017 with 50 strikeouts in only 33.2 innings pitched
- Suffered forearm injury on Feb. 23 vs. Arizona - returned from injury 5/1 vs. UCR

18 JOE FITZHUGH · C · FRESHMAN · 6-2 · 185 · LAS VEGAS, NEV.

- No. 1-ranked catcher among class of 2017 players in Nevada (Perfect Game)
- No. 2-ranked overall player among class of 2017 players in Nevada (Perfect Game)
- Hit .429 in 26 games as a senior at Ann Arbor HS with six HR and 24 RBI
- Posted a .535 OBP and .857 slugging percentage during senior season

21 JORDAN VERDON · IF · JUNIOR · 6-3 · 190 · SAN DIEGO, CALIF.

- Fourth in the country with 26 doubles (most by an Aztec since 1984)
- One of 10 players in the nation to have won multiple National Collegiate Player of the Year Awards this season
- Drafted in the 24th round of the 2015 MLB Draft by the New York Mets

22 DAVID HENSLEY · UT · SENIOR · 6-6 · 185 · SAN DIEGO, CALIF.

- Led SDSU with a .357 batting average last season
- Owns SDSU's longest on-base streak of the 2018 season at 29 games
- Stands as the nation's tallest shortstop at 6-6
- Named to preseason all-MW team; 2nd team honoree in 2017

23 CHAD BIBLE · OF · JUNIOR · 6-1 · 225 · VALENCIA, CALIF.

- Won eight-month battle with stage 2 Hodgkin's lymphoma in August 2017
- 2018 All-Mountain West Second Team selection
- Recorded single on first pitch he saw of 2018, scored SDSU's first run of 2018
- One of two players in the MW to have won Player of the Week twice in 2018

24 NOAH FLUMAN · LHP · FRESHMAN · 5-10 · 165 · LAKE FOREST, CALIF.

- No. 13-ranked LHP among class of 2017 players in California (Perfect Game)
- Named an All-League, All-Orange County, All-CIF First Teams & All-State Second Team
- Posted three innings of shutout relief in college debut vs. UC Irvine on Feb. 25
- Posted a career 2.11 ERA in two varsity high school seasons

25 DEAN NEVAREZ · C · JUNIOR · 6-0 · 220 · SAN DIEGO, CALIF.

- No. 7 top 2018 MW prospect according to Baseball America
- Has reached base in 13 consecutive games
- Tied for 17th in program history with 19 career home runs
- Named to the Johnny Bench Award Watch List in February (nation's top catcher)

27 JORGE FERNANDEZ · RHP · SENIOR · 5-11 · 200 · DEL RIO, TEXAS

- Arthur Ashe Jr. Sports Scholar Award winner, 2017 Mountain West All-Academic Team
- Posted 15 consecutive shutout innings over his first 15 innings as a starter in 2018
- Holding opposing hitters to a .234 batting average with two outs this season
- Owns a 3.86 ERA and 3-0 record as a starter this season

28 JOHN DEARTH · RHP/IF · FRESHMAN · 6-5 · 195 · COVINA, CALIF.

- No. 17-ranked RHP among class of 2017 players in California (Perfect Game)
- Named Palomares League MVP as a senior
- Hit .348/.409/.535 with 4 HR & 41 RBI in two varsity seasons at South Hills HS
- Recorded a 5-1 record with a 1.85 ERA in 10 appearances as a junior

29 TRAVIS WESTON · LHP · FRESHMAN · 6-0 · 180 · MOORPARK, CALIF.

- No. 12-ranked LHP among class of 2017 players in California (Perfect Game)
- Career 1.24 ERA in four varsity seasons at Moorpark HS
- Struck out 165 batters against just 26 walks in 141.2 career varsity innings
- Posted a career-best 0.92 ERA as a senior

30 DANIEL RITCHESON · RHP · FRESHMAN · 6-4 · 205 · NORTHRIDGE,

- Drafted in the 23rd round by the Toronto Blue Jays in the 2017 MLB Draft
- Retired each of the first six batters he faced in outing vs. No. 4 Arkansas on Feb. 24
- No. 29-ranked RHP in the nation among class of 2017 players (Perfect Game)
- Has not appeared in a game since April 7 vs. Air Force

31 HARRISON PYATT · RHP · JUNIOR · 6-5 · 220 · CORONA, CALIF.

- Posted 1.57 ERA over the month of April
- Has taken two no-hitter bids into the seventh inning or later of games in 2018
- Second in the Mountain West with a .214 opponent batting average
- Eighth in the Mountain West with 68 strikeouts

32 DENZ'L CHAPMAN · OF · SENIOR · 5-10 · 185 · LOS ANGELES, CALIF.

- Tripled on the first pitch he saw in the 2018 season against No. 4 Arkansas on Feb. 24
- Played 16 games as a starter in 2016, hit .306 (15-for-49) in those starts
- Drafted in the 32nd round by the Oakland Athletics in the 2014 MLB Draft

BIO NOTES (continued)

33 CHRISTIAN WINSTON · LHP · FRESHMAN · 6-5 · 180 · BARSTOW, CALIF.

- No. 16-ranked LHP among class of 2017 players in California (Perfect Game)
- Has allowed one or fewer runs in all 14 appearances this season (11 shutout app)
- Concluded high school career with 2.21 ERA and 212 strikeouts in 158.2 innings pitched
- 2017 Rawlings-Perfect Game Honorable Mention All-American

34 CHASE CALABUIG · OF · SENIOR · 5-11 · 185 · MISSION VIEJO, CALIF.

- Has reached base in 54 consecutive home games - Tony Gwynn Stadium record
- 2018 CoSIDA Academic All-District selection -- fifth in program history
- No. 6 top Mountain West 2018 prospect according to Baseball America
- Fourth in SDSU history with 256 career hits, tied for 1st with 236 career games played

36 JACOB FLORES · LHP · FRESHMAN · 6-4 · 210 · OXNARD, CALIF.

- No. 7-ranked LHP among class of 2017 players in California (Perfect Game)
- 2017 Ventura County Star Baseball Player of the Year
- Posted a 9-1 record, 1.25 ERA with 101 K's in 72.1 innings as a senior
- Has recorded 12 scoreless appearances in 2018

38 JACOB ERICKSON · LHP · SENIOR · 5-9 · 185 · ORANGE, CALIF.

- Leads all DI players with 119 appearances (MW and SDSU records)
- Leads the MW in strikeout-to-walk ratio and walks allowed per nine innings
- Owned a 2.37 ERA in MW play (second best in the conference)
- Allowed 1 hit in 6.1 shutout innings of relief over Mountain West Tournament

39 GARRETT HILL · RHP · JUNIOR · 6-0 · 175 · PETALUMA, CALIF.

- 2018 Mountain West Co-Pitcher of the Year
- Became SDSU first pitcher since 2010 to earn a win in five consecutive starts
- Struckout 84 batters against 25 walks in 92.1 innings pitched last season
- 3.58 ERA is fourth best in the Mountain West

40 SEAN ROSS · OF/RHP · FRESHMAN · 6-1 · 200 · SAN DIEGO, CALIF.

- 40th round draft pick by the Toronto Blue Jays in the 2017 MLB Draft
- Hit .359 with eight home runs and 19 RBI in 30 games as a senior at Granite Hills HS
- 2017 Rawlings-Perfect Game Honorable Mention All-American
- 2017 Perfect Game California - All Region First Team honoree

41 GRANT MAYEAUX · IF · SENIOR · 6-2 · 190 · HUNTINGTON BEACH, CALIF.

- Sat out 2017 season at SDSU with injury
- Hit first home run as an Aztec vs. Air Force on March 9
- Has appeared in 28 games as a substitution - most on the team
- Hit doubles in each of the last two games in the series at Nevada

42 TRE BROWN · RHP · SOPHOMORE · 5-11 · 175 · SAN DIEGO, CALIF.

- Did not allow a run over two appearances last season
- Recorded a 0.28 ERA as a junior at Eastlake HS in 2015
- No. 22-ranked RHP among class of 2016 players in California (Perfect Game)
- Named to 2016 San Diego Union Tribune All-Academic Team

43 CLARK EDER · RHP · FRESHMEN · 6-4 · 190 · SAN RAMON, CALIF.

- Recorded a 1.49 ERA over 10 appearances as a senior at California HS
- Hit .324 with three doubles and three RBI in high school
- Has not played since Feb. 25 vs. UC Irvine

48 JUSTIN GOOSSEN-BROWN · RHP · JUNIOR · 6-2 · 190 · SHERMAN OAKS, CALIF.

- Fourth in the Mountain West with a 3.63 ERA
- Became first Aztec since Bubba Derby in 2015 to record a game with 10 or more K's and no walks in first career win against Michigan on Feb. 26
- Owns a 2.03 ERA as a reliever this season

TEAM GAME-HIGHS

BATTING

AT BATS:	51	AT UNLV (MAR 25, 18)
RUNS SCORED:	22	AT UNLV (MAR 25, 18)
HITS:	23	AT UNLV (MAR 25, 18) & AT UC RIVERSIDE (APR 24, 2018)
RBI:	21	AT UNLV (MAR 25, 18)
DOUBLES:	8	AT UNLV (MAR 24, 18) & AT UC RIVERSIDE (APR 24, 2018)
TRIPLES:	1	(17 GAMES)
HOME RUNS:	4	AT UNLV (MAR 25, 18) & AT AIR FORCE (APR 08, 2018)
TOTAL BASES:	42	AT UC RIVERSIDE (APR 24, 2018)
WALKS:	9	VS FRESNO STATE (APR 21, 2018)
STRIKEOUTS:	16	VS SAN DIEGO (FEB 20, 2018)
SAC HITS:	3	VS UNLV (MAY 25, 2018)
SAC FLIES:	3	AT UC RIVERSIDE (APR 24, 2018)
STOLEN BASES:	2	(6 GAMES)
HIT BY PITCH:	3	VS CSU BAKERSFIELD (MAR 20, 2018) & AT NEVADA (MAY 17, 2018)
CAUGHT STEALING:	2	(4 GAMES)
RUNNERS LOB:	13	(3 GAMES)
HIT INTO DP:	3	AT CAL POLY (MAR 16, 2018) & VS WASHINGTON (APR 02, 2018)

FIELDING

PUTOUTS:	36	VS UNLV (MAY 25, 2018)
ASSISTS:	17	AT NEW MEXICO (MAY 06, 2018)
ERRORS:	5	AT AIR FORCE (APR 07, 2018)
PASSED BALLS:	1	(5 GAMES)
DPS TURNED:	3	(3 GAMES)

PITCHING

INNINGS PITCHED:	12	VS UNLV (MAY 25, 2018)
RUNS ALLOWED:	13	(3 GAMES)
EARNED RUNS:	13	AT NEVADA (MAY 18, 2018)
WALKS ALLOWED:	10	VS NEW MEXICO (MAR 30, 2018)
STRIKEOUTS:	16	VS ARIZONA (FEB 23, 2018)
HITS ALLOWED:	19	AT AIR FORCE (APR 08, 2018)
DOUBLES ALLOWED:	7	AT AIR FORCE (APR 07, 2018) & AT NEVADA (MAY 17, 2018)
TRIPLES ALLOWED:	2	VS CAL STATE FULLERTON (APR 13, 2018) & VS FRESNO STATE (APR 21, 2018)
HOMERS ALLOWED:	2	AT UNLV (MAR 25, 18) & AT AIR FORCE (APR 08, 2018)
WILD PITCHES:	6	AT ARIZONA (MAR 06, 2018)
HIT BATTERS:	4	AT ARIZONA (MAR 06, 2018) & AT NEVADA (MAY 18, 2018)

INDIVIDUAL GAME-HIGHS

BATTING

AT BATS:	7	VERDON, JORDAN AT UNLV (MAR 25, 18)
RUNS SCORED:	4	BIBLE, CHAD AT UNLV (03-25-18) & CALABUIG, CHASE AT NEVADA (MAY 17, 2018)
HITS:	5	VERDON, JORDAN AT UNLV (MAR 25, 18)
RBI:	6	VERDON, JORDAN AT UNLV (MAR 25, 18)
DOUBLES:	3	CALABUIG, CHASE VS WASHINGTON (APR 02, 2018)
TRIPLES:	1	(17 GAMES)
HOME RUNS:	2	VERDON, JORDAN AT UC RIVERSIDE (APR 24, 2018)
TOTAL BASES:	10	VERDON, JORDAN AT UNLV (03-25-18) & AT UC RIVERSIDE (APR 24, 2018)
WALKS:	3	(4 GAMES)
STRIKEOUTS:	4	BIBLE, CHAD VS SAN DIEGO (FEB 20, 2018)
SAC HITS:	1	(32 GAMES)
SAC FLIES:	2	VERDON, JORDAN VS UNLV (MAY 25, 2018)
STOLEN BASES:	1	(25 GAMES)
HIT BY PITCH:	2	RUDICK, MATT VS WASH. (APR 02, 2018) & MAEKAWA, JACOB VS SJSU (MAY 13, 2018)
CAUGHT STEALING:	1	(21 GAMES)
RUNNERS LOB:	5	(4 GAMES)

FIELDING

PUTOUTS:	15	VERDON, JORDAN VS UNLV (APR 29, 2018) & VS SAN JOSE STATE (MAY 13, 2018)
ASSISTS:	7	HENSLEY, DAVID VS WASHINGTON (APR 02, 2018) & VS SAN JOSE STATE (MAY 13, 2018)
ERRORS:	2	(THREE TIMES)
PASSED BALLS:	1	(5 GAMES)

PITCHING

INNINGS PITCHED:	9.0	GOOSSEN-BROWN, JUSTIN VS SAN JOSE STATE (MAY 12, 2018)
RUNS ALLOWED:	7	PYATT, HARRISON VS NEW MEXICO (MAR 30, 2018) & ERICKSON, JACOB VS UC IRVINE (APR 10, 2018)
EARNED RUNS:	7	ERICKSON, JACOB VS UC IRVINE (APR 10, 2018)
WALKS ALLOWED:	4	(4 GAMES)
STRIKEOUTS:	10	GOOSSEN-BROWN, JUSTIN VS MICHIGAN (FEB 26, 2018)
HITS ALLOWED:	11	GOOSSEN-BROWN, JUSTIN AT AIR FORCE (APR 08, 2018)
DOUBLES ALLOWED:	4	RITCHESON, DANIEL AT AIR FORCE (APR 07, 2018) & HILL, GARRETT VS UNLV (APR 28, 2018)
TRIPLES ALLOWED:	1	(9 GAMES)
HOMERS ALLOWED:	1	(24 GAMES)
WILD PITCHES:	3	(3 GAMES)
HIT BATTERS:	3	PYATT, HARRISON VS SAN JOSE STATE (MAY 11, 2018)

NUMERICAL ROSTER

No.	Name	Pos.	B-T	Ht.	Wt.	Yr.	Hometown (Last School)
1	Julian Escobedo	OF	L-L	5-11	175	SO	San Diego, Calif. (Eastlake HS)
2	Ryan Orr	C	R-R	5-10	170	SO	San Diego, Calif. (La Costa Canyon HS)
3	Jacob Maekawa	IF	R-R	5-9	170	SO	Mililani, Hawai'i (Mid-Pacific Institute)
8	Casey Schmitt	IF/RHP	R-R	6-2	200	FR	San Diego, Calif. (Eastlake HS)
9	Matt Rudick	OF	L-L	5-9	170	FR	San Diego, Calif. (Scripps Ranch HS)
10	Nicholas Israel	IF	S-R	5-10	175	FR	Las Vegas, Nev. (Bishop Gorman HS)
12	Adrian Mardueno	RHP	R-R	5-10	170	SO	Upland, Calif. (Upland HS)
13	Casey O'Sullivan	RHP	R-R	6-2	185	FR	San Diego, Calif. (Valhalla HS)
14	Spencer Weston	IF	R-R	5-11	185	FR	Irvine, Calif. (Woodbridge HS)
15	Logan Boyer	RHP	R-R	6-3	215	SO	Chandler, Ariz. (Hamilton HS)
18	Joe Fitzhugh	C	R-R	6-2	185	FR	Las Vegas, Nev. (Arbor View HS)
20	Ray Lambert	RHP	R-R	6-1	190	SR	Thousand Oaks, Calif. (Ventura JC)
21	Jordan Verdon	IF	L-R	6-3	190	JR	San Diego, Calif. (Granite Hills HS)
22	David Hensley	IF/OF	R-R	6-6	185	SR	San Diego, Calif. (Patrick Henry HS)
23	Chad Bible	OF	R-R	6-1	225	RS JR	Valencia, Calif. (College of the Canyons)
24	Noah Fluman	LHP	L-L	5-10	165	FR	Lake Forest, Calif. (El Toro HS)
25	Dean Nevarez	C	R-R	6-0	220	JR	San Diego, Calif. (Eastlake HS)
27	Jorge Fernandez	RHP	R-R	5-11	200	SR	Del Rio, Texas (San Jacinto JC)
28	John Dearth	RHP/IF	R-R	6-5	195	FR	Covina, Calif. (South Hills HS)
29	Travis Weston	LHP	L-L	6-0	180	FR	Moorpark, Calif. (Moorpark HS)
30	Daniel Ritcheson	RHP	R-R	6-4	205	FR	Northridge, Calif. (Alemany HS)
31	Harrison Pyatt	RHP	R-R	6-5	220	JR	Corona, Calif. (Esperanza HS)
32	Denz'l Chapman	OF	S-R	5-10	185	SR	Los Angeles, Calif. (Serra HS)
33	Christian Winston	LHP	L-L	6-5	180	FR	Barstow, Calif. (Barstow HS)
34	Chase Calabuig	OF	L-L	5-11	185	SR	Mission Viejo, Calif. (Capistrano Valley HS)
36	Jacob Flores	LHP	L-L	6-4	210	FR	Oxnard, Calif. (Rio Mesa HS)
38	Jacob Erickson	LHP	L-L	5-9	185	SR	Orange, Calif. (Mater Dei HS)
39	Garrett Hill	RHP	R-R	6-0	175	RS JR	Petaluma, Calif. (Santa Rosa JC)
40	Sean Ross	OF/RHP	R-R	6-1	200	FR	San Diego, Calif. (Granite Hills HS)
41	Grant Mayeaux	IF	R-R	6-2	190	RS SR	Huntington Beach, Calif. (Cypress JC)
42	Tre Brown	RHP	R-R	6-3	170	SO	San Diego, Calif. (Eastlake HS)
43	Clark Eder	RHP	R-R	6-4	190	FR	San Ramon, Calif. (California HS)
48	Justin Goossen-Brown	RHP	L-R	6-2	190	RS JR	Sherman Oaks, Calif. (L.A. Valley JC)

ALPHABETICAL

23	Chad Bible	OF
15	Logan Boyer	RHP
42	Tre Brown	RHP
34	Chase Calabuig	OF
32	Denz'l Chapman	OF
28	John Dearth	RHP
43	Clark Eder	RHP
38	Jacob Erickson	LHP
1	Julian Escobedo	OF
27	Jorge Fernandez	RHP
18	Joe Fitzhugh	C
36	Jacob Flores	LHP
24	Noah Fluman	LHP
48	Justin Goossen-Brown	RHP
22	David Hensley	IF
39	Garrett Hill	RHP
10	Nicholas Israel	IF
20	Ray Lambert	RHP
3	Jacob Maekawa	IF
12	Adrian Mardueno	RHP
41	Grant Mayeaux	IF
25	Dean Nevarez	C
13	Casey O'Sullivan	RHP
2	Ryan Orr	C
31	Harrison Pyatt	RHP
30	Daniel Ritcheson	RHP
40	Sean Ross	OF/RHP
9	Matt Rudick	OF
8	Casey Schmitt	IF/RHP
21	Jordan Verdon	IF
14	Spencer Weston	IF
29	Travis Weston	LHP
33	Christian Winston	LHP

BREAKDOWN

Returning Letterwinners.....	16
Newcomers.....	17
<u>Hometown</u>	
California.....	27
(in San Diego county).....	10
Nevada.....	2
Arizona.....	1
Hawai'i.....	1
Texas.....	1
<u>Class</u>	
Freshman.....	14
Sophomore.....	6
Junior.....	6
Senior.....	7
<u>Position</u>	
LHP.....	5
RHP.....	13
IF.....	8
OF.....	7
C.....	3
Two-way.....	2
<u>Admissions</u>	
Entered as freshman.....	27
Transfer.....	6

PRONUNCIATION GUIDE

#1 Julian Escobedo - ess-ko-BAY-doe
 #3 Jacob Maekawa - muh-CAH-wuh
 #9 Matt Rudick - rudd-ICK
 #17 Adrian Mardueno - mard-WAIN-yo
 #18 Joe Fitzhugh - fitz-hew
 #21 Jordan Verdon - verd-in
 #25 Dean Nevarez - nev-are-ez
 #27 Jorge Fernandez - HOR-hay
 #34 Chase Calabuig - cal-uh-bweeg
 #41 Grant Mayeaux - may-hew

COACHING STAFF

Head Coach.....	Mark Martinez
Pitching Coach.....	Sam Peraza
Assistant Coach/Recruiting Coordinator.....	Joe Oliviera
Volunteer Assistant Coach.....	Danny Benedetti
Director of Player Development.....	Eric Lally
Student Manager.....	Nick Batesole
Graduate Assistant.....	Matt Jervis
Graduate Assistant.....	Cody Thompson

HEAD COACH MARK MARTINEZ



Fourth Season (as head coach, 13th overall at SDSU)

Alma Mater: Mesa State '84

Year	Overall			MW			Finish
	W	L	Pct.	W	L	Pct.	
1984-88 (Asst @ Mesa State)	147	80	.648				
1989-2005 (Asst @ New Mexico)	467	491	.487	104	81	.562	
2006-14 (Asst @ SDSU)	273	267	.506	125	101	.553	
2015	41	23	.641	19	10	.655	2
2016	21	38	.356	11	19	.367	6
2017	42	21	.667	20	10	.667	2
2018	38	19	.667	18	12	.600	2
Total (HC)	144	101	.584	68	51	.572	

* Mountain West Tournament Championship (3)

! NCAA Tournament Appearance (3)

Mark Martinez is in his fourth season as the head coach at San Diego State, a position he assumed in 2015 after nine years as an Aztec assistant coach under the late Tony Gwynn.

Martinez won his third MW Championship in his fourth season leading the charge for SDSU, becoming the fastest head coach in league history to win three championships.

Martinez helped Gwynn transform and build the program into what it is today. He has helped guide the Aztecs to five regional appearances in the past eight years after an 18-year absence from the postseason. Along the way, he has guided the team to Mountain West Championships in four of the past five seasons.

He has also helped build an academic program that saw the highest APR in the history of the program last season, as well as the most scholar-athletes and highest team GPA in the history of the program.

Martinez has had 42 players drafted in his time at San Diego State, and had six of those draft picks make the major leagues (Stephen Strasburg, Addison Reed, Justin Masterson, Bruce Billings, Quintin Berry and Lance Zawadzki). In addition, Martinez has helped guide 47 Aztecs to All-Mountain West honors and eight Aztecs to All-American accolades.

In 2017, Martinez guided SDSU to a 42-21 record and a fourth conference title in the past five seasons. Statistically, his offense was among the national leaders in several categories while the defense set a school record for fielding percentage. He also helped produce the Mountain West Tony Gwynn Player of the Year (Danny Sheehan) and the league's Pitcher of the Year (Brett Seeburger). A total of six Aztecs earned all-conference honors while two (Sheehan, Tyler Adkison) were recognized as third-team All-Americans.

In his inaugural season at the helm of the Aztec program, Martinez saw his team capture its third consecutive Mountain West Championship and earn a third straight berth in the NCAA Regionals. The team's final 41-23 record

marked the first time the Aztecs finished with back-to-back 40-win campaigns since the 1990 and 1991 seasons.

Seven Aztecs earned all-league honors and the team produced a Freshman All-American, three All-West Region selections, three members of the NCAA Regional all-tournament team and five athletes on the conference championship all-tourney team including the MVP for the third year in a row. Four players (Bubba Derby, Steven Pallares, Mark Seyler, Ty France) were taken in the 2015 Major League draft as well.

During the 2014 season, Martinez helped lead the Aztecs to their second consecutive conference championship. The overall 42-21 record was the best win percentage in 30 years of the program. The Aztecs also made their second consecutive regional, playing in Lafayette, Louisiana, as the No. 3 seed.

After the season, the 2014 Aztecs saw six players drafted (Michael Cederroth, Greg Allen, Brad Haynal, Tim Zier, Brandon Thomas and Justin Hepner) and saw another sign as an undrafted free agent (Evan Potter). Of the six players that signed after the 2014 season, only one (Cederroth) had been drafted before their time at San Diego State.

In addition closer Michael Cederroth was also named a Baseball America First-Team All-American while third baseman Ty France was named a Baseball America Third Team All-American.

Martinez was also an integral part of recruiting the 2014 recruiting class, which was ranked as the 19th-best freshman class in the country by Baseball America.

Martinez was hired as an assistant coach on July 28, 2005, arriving at SDSU after 17 years as an assistant at the University of New Mexico. His responsibilities included being in charge of the Aztec infielders and serving as SDSU's third base coach during games. In addition, is involved with the Aztec baseball camps and clinics, a series of seminars offered each winter and summer.

During his tenure as a hitting and infield coach at New

Mexico, Martinez was a key member in leading the Lobo offense that became one of the most prominent in the nation under his tutelage.

New Mexico was ranked among the top 11 teams in the nation in hitting his final four seasons and the Lobos were ranked among the top 10 in batting, slugging, doubles, triples and homers in 2005. He also helped lead the Lobos to the 2000 Mountain West Conference regular-season title.

Over his 17 seasons with New Mexico, he coached 47 all-conference selections and four conference players of the year. UNM also produced eight All-Americans, four freshman All-Americans and four Academic All-Americans during that span. In addition, 31 players were drafted in his 17 years at UNM.

The 55-year-old Martinez came to New Mexico in 1988 after a five-year stint as an assistant coach at his alma mater, Mesa State College in Grand Junction, Colo. He was an assistant there from 1984-88.

Martinez played shortstop at Mesa State from 1982-84, earning all-conference and all-district honors as a senior. He received his bachelor's degree in physical education in 1984. He completed his master's in sports administration from New Mexico in January 1990.

In addition to his work with the Lobos, Martinez gained valuable experience in the summers of 1993 and 1994 as head coach of the Mat-su Miners in the Alaska Summer League.

Born Dec. 18, 1961, in Aurora, Colo., Martinez graduated from Longmont (Colo.) High School in 1980. He and wife, Jada Lucey Martinez, formerly UNM's associate athletic director for development, have two children: a daughter, Marissa (18), and a son, Cade (13).

AZTEC RECORD WHEN...	
Overall.....	39-19
Current Streak.....	W3
Mountain West.....	18-12, L2
MW Tournament.....	3-0, W4
MW at home.....	10-6, L1
MW on road.....	8-6, L2
Non-conference.....	18-7, W4
Pac-12.....	2-1, W1
Big West.....	11-4, W3
Home.....	25-10, W3
Road.....	13-9, L2
Following loss.....	15-3, W1
Following win.....	24-15, W2
February.....	6-3, L1
March.....	12-6, W3
April.....	12-5, W5
May.....	9-5, W3
June.....	0-0, L1
in California.....	33-12, W3
in Arizona.....	0-1, L12
in Nevada.....	3-3, L2
in Colorado.....	1-2, W1
in New Mexico.....	2-1, W1
in Oregon.....	0-0, L1
vs RH starter.....	29-15, W2
vs LH starter.....	10-4, W1
Leading after 6.....	30-2, W17
Tied after 6.....	6-4, W3
Trailing after 6.....	3-13, W1
Leading after 7.....	34-2, W21
Tied after 7.....	4-4, W1
Trailing after 7.....	1-13, L13
Leading after 8.....	36-0, W85
Tied after 8.....	2-5, W1
Trailing after 8.....	1-14, L11
Extra Innings.....	2-2, W1
Walk-offs.....	3-1, W2
One-run games.....	15-6, W3
Aztecs score first.....	30-9, W1
Opponent scores first.....	9-10, W2
Shutouts.....	2-1, W2
Aztecs score less than 3.....	3-5, W3
Aztecs score 3-4.....	10-12, W1
Aztecs score 5+.....	26-4, W1
Aztecs hit HR.....	18-6, W1
Series Openers.....	9-3, L2
Series Finales.....	11-2, L2
Midweeks.....	8-4, W3
on Sunday.....	12-3, L2
on Monday.....	2-0, W3
on Tuesday.....	7-4, W3
on Thursday.....	1-1, W1
on Friday.....	10-4, W1
on Saturday.....	7-7, W1
Aztecs make no errors.....	17-5, W2
Aztecs outhit opponent.....	31-7, W5
Series record.....	9-3-1, L1
Series sweeps.....	3-0, W6

MONTH-BY-MONTH TEAM BATTING																
Month	AVG	GP	W-L	AB	R	H	2B	3B	HR	RBI	TB	SLG%	BB	HBP	SO	OBP
February	.269	9	6-3	305	44	82	18	4	2	37	114	.374	26	8	79	.340
March	.302	18	12-6	633	120	191	38	5	16	106	287	.453	68	13	104	.376
April	.318	17	12-5	594	197	189	32	3	15	98	272	.458	57	13	85	.387
May	.315	14	9-5	511	98	161	34	5	10	86	235	.460	52	15	81	.388
TOTAL	.305	58	39-19	2043	369	623	122	17	43	327	908	.444	203	49	349	.377

MONTH-BY-MONTH TEAM PITCHING													
Month	ERA	W	L	CG	SHO	SV	IP	H	R	ER	BB	SO	B/Avg
February	2.74	6	3	0	0	3	82.0	60	36	25	39	99	.203
March	3.55	12	6	0	0	5	159.2	152	85	63	75	138	.250
April	4.17	12	5	0	2	8	151.0	158	82	70	54	124	.268
May	4.79	9	5	1	0	3	126.0	124	73	67	29	96	.262
TOTAL	3.90	39	19	1	2	19	518.2	494	276	225	197	457	.251

STARTERS/BULLPEN											
Month	ERA	W	L	SV	IP	H	R	ER	BB	SO	B/Avg
Starters	4.25	17	10	-	260.1	256	146	123	96	233	.257
Bullpen	3.55	22	9	19	258.1	238	130	102	101	224	.245

2018 W-L BY POSITION (STARTS)											
PITCHER:			THIRD BASE:				RIGHT FIELD:				
31 PYATT, Harrison	15	(8-7)	8 SCHMITT, Casey	47	(32-15)	34 CALABUIG, Chase	52	(36-16)			
39 HILL, Garrett	14	(11-3)	41 MAYEAUX, Grant	4	(1-3)	9 RUDICK, Matt	3	(1-2)			
48 GOOSSEN-BROWN,Justin	10	(8-2)	21 VERDON, Jordan	4	(3-1)	40 ROSS, Sean	2	(1-1)			
27 FERNANDEZ, Jorge	6	(5-1)	5 PARRA, Isaiah	3	(3-0)	1 ESCOBEDO, Julian	1	(1-0)			
38 ERICKSON, Jacob	4	(2-2)	SHORTSTOP:			DESIGNATED HITTER:					
15 BOYER, Logan	4	(3-1)	22 HENSLEY, David	57	(38-19)	23 BIBLE, Chad	53	(35-18)			
30 RITCHESON, Daniel	2	(0-2)	8 SCHMITT, Casey	1	(1-0)	25 NEVAREZ, Dean	5	(4-1)			
36 FLORES, Jacob	2	(2-0)	LEFT FIELD:								
20 LAMBERT, Ray	1	(0-1)	9 RUDICK, Matt	52	(36-16)						
CATCHER:			34 CALABUIG, Chase	3	(1-2)						
25 NEVAREZ, Dean	46	(32-14)	32 CHAPMAN, Denz'l	2	(1-1)						
18 FITZHUGH, Joe	7	(4-3)	40 ROSS, Sean	1	(1-0)						
2 ORR, Ryan	5	(3-2)	CENTER FIELD:								
FIRST BASE:			1 ESCOBEDO, Julian	53	(36-17)						
21 VERDON, Jordan	54	(36-18)	34 CALABUIG, Chase	3	(2-1)						
28 DEARTH, John	3	(3-0)	32 CHAPMAN, Denz'l	2	(1-1)						
1 ESCOBEDO, Julian	1	(0-1)									
SECOND BASE:											
3 MAEKAWA, Jacob	58	(39-19)									

2018 W-L BY BATTING ORDER (STARTS)

LEADOFF:			6TH SPOT:			8TH SPOT:		
9 RUDICK, Matt	50	(33-17)	1 ESCOBEDO, Julian	28	(19-9)	8 SCHMITT, Casey	40	(28-12)
1 ESCOBEDO, Julian	6	(4-2)	25 NEVAREZ, Dean	12	(8-4)	18 FITZHUGH, Joe	6	(4-2)
32 CHAPMAN, Denz'l	1	(1-0)	23 BIBLE, Chad	8	(6-2)	28 DEARTH, John	3	(3-0)
34 CALABUIG, Chase	1	(1-0)	2 ORR, Ryan	3	(2-1)	41 MAYEAUX, Grant	2	(1-1)
2ND SPOT:			22 HENSLEY, David	2	(1-1)	25 NEVAREZ, Dean	2	(1-1)
22 HENSLEY, David	55	(37-18)	41 MAYEAUX, Grant	1	(0-1)	32 CHAPMAN, Denz'l	2	(0-2)
1 ESCOBEDO, Julian	2	(1-1)	18 FITZHUGH, Joe	1	(0-1)	40 ROSS, Sean	1	(1-0)
8 SCHMITT, Casey	1	(1-0)	5 PARRA, Isaiah	1	(1-0)	5 PARRA, Isaiah	1	(1-0)
3RD SPOT:			8 SCHMITT, Casey	1	(1-0)	2 ORR, Ryan	1	(0-1)
34 CALABUIG, Chase	57	(38-18)	40 ROSS, Sean	1	(1-0)	9TH SPOT:		
21 VERDON, Jordan	1	(1-0)	7TH SPOT:			3 MAEKAWA, Jacob	58	(39-19)
CLEANUP:			1 ESCOBEDO, Julian	18	(12-6)			
21 VERDON, Jordan	30	(20-10)	23 BIBLE, Chad	17	(13-4)			
23 BIBLE, Chad	16	(10-6)	25 NEVAREZ, Dean	7	(4-3)			
25 NEVAREZ, Dean	12	(9-3)	8 SCHMITT, Casey	6	(3-3)			
5TH SPOT:			9 RUDICK, Matt	5	(4-1)			
21 VERDON, Jordan	27	(18-9)	40 ROSS, Sean	1	(0-1)			
25 NEVAREZ, Dean	18	(14-4)	2 ORR, Ryan	1	(1-0)			
23 BIBLE, Chad	12	(6-6)	32 CHAPMAN, Denz'l	1	(1-0)			
1 ESCOBEDO, Julian	1	(1-0)	41 MAYEAUX, Grant	1	(0-1)			

2018 RUNS SCORED BY INNING											
	1	2	3	4	5	6	7	8	9	EX	TOTAL
San Diego State	49	29	40	37	47	56	45	41	23	2	369
Opponents	30	33	26	38	30	38	32	28	18	3	276

2018 HOME RUN LISTING

No.	Player	Date	Opponent	Pitcher	Type	Inn.
1.	CALABUIG	Feb 17	UC Santa Barbara	DASHWOOD	TWO-RUN	5
2.	CALABUIG	Feb 18	UC Santa Barbara	CLEMENTS	SOLO	1
3.	VERDON	Mar 04	at San Jose State	MORALES	SOLO	4
4.	HENSLEY	Mar 04	at San Jose State	MORALES	THREE-RUN	5
5.	BIBLE	Mar 04	at San Jose State	GOLDBERG	TWO-RUN	8
6.	MAYEAUX	Mar 09	Air Force	MORTENSON	SOLO	3
7.	BIBLE	Mar 11	Air Force	KELLEY	TWO-RUN	8
8.	NEVAREZ	Mar 11	Air Force	HOLLOWAY	SOLO	2
9.	ESCOBEDO	Mar 20	CSU Bakersfield	DEWSNAP	SOLO	8
10.	NEVAREZ	Mar 23	at UNLV	STRONG	SOLO	4
11.	BIBLE	Mar 23	at UNLV	STRONG	SOLO	6
12.	BIBLE	Mar 24	at UNLV	RICHY	TWO-RUN	6
13.	VERDON	Mar 24	at UNLV	RICHY	SOLO	6
14.	MAEKAWA	Mar 24	at UNLV	MILLER	TWO-RUN	7
15.	BIBLE	Mar 25	at UNLV	MADDUX	TWO-RUN	1
16.	VERDON	Mar 25	at UNLV	MADDUX	GRAND SLAM	3
17.	NEVAREZ	Mar 25	at UNLV	MADDUX	SOLO	3
18.	CALABUIG	Mar 25	at UNLV	MCCRISTAL	THREE-RUN	7
19.	BIBLE	Apr 07	at Air Force	KELLEY	SOLO	7
20.	ESCOBEDO	Apr 07	at Air Force	KELLEY	SOLO	7
21.	HENSLEY	Apr 08	at Air Force	MORTENSON	THREE-RUN	1
22.	SCHMITT	Apr 08	at Air Force	MORTENSON	TWO-RUN	5
23.	FITZHUGH	Apr 08	at Air Force	MORTENSON	SOLO	5
24.	VERDON	Apr 08	at Air Force	CHILCUTT	SOLO	8
25.	CALABUIG	Apr 13	Cal State Fullerton	EASTMAN	TWO-RUN	1
26.	VERDON	Apr 14	Cal State Fullerton	WILSON	TWO-RUN	1
27.	HENSLEY	Apr 15	Cal State Fullerton	QUEZADA	SOLO	3
28.	NEVAREZ	Apr 20	Fresno State	JENSEN	SOLO	6
29.	VERDON	Apr 22	Fresno State	ARIAS	SOLO	4
30.	BIBLE	Apr 22	Fresno State	HILL	THREE-RUN	6
31.	VERDON	Apr 24	at UC Riverside	SAWYER	TWO-RUN	5
32.	NEVAREZ	Apr 24	at UC Riverside	SAWYER	SOLO	5
33.	VERDON	Apr 24	at UC Riverside	BREIDENTHAL	SOLO	8
34.	CALABUIG	May 01	UC Riverside	BREIDENTHAL	SOLO	1
35.	VERDON	May 01	UC Riverside	HAFFAR	THREE-RUN	3
36.	BIBLE	May 01	UC Riverside	HAFFAR	TWO-RUN	3
37.	VERDON	May 04	at New Mexico	GILLESPIE	TWO-RUN	7
38.	VERDON	May 05	at New Mexico	DYE	THREE-RUN	1
39.	BIBLE	May 12	San Jose State	MITCHEL	SOLO	7
40.	NEVAREZ	May 13	San Jose State	CADOLA	SOLO	7
41.	VERDON	May 17	at Nevada	NOWACZEWSKI	GRAND SLAM	6
42.	NEVAREZ	May 19	at Nevada	JACKSON	TWO-RUN	2
43.	NEVAREZ	May 26	UNLV	RICHY	TWO-RUN	2

INHERITED RUNNERS BREAKDOWN

Name	Relief	Appearances	Inherited/Scored	% Stranded
Erickson		22	30/12	60.0
Fernandez		19	16/7	56.2
Flores		16	20/9	55.0
Fluman		9	7/3	57.1
Goossen-Brown		8	9/4	55.6
Hill		1	1/0	100.0
Lambert		8	1/0	100.0
Mardueno		29	44/15	65.9
O'Sullivan		18	12/6	50.0
Ritcheson		9	4/0	100.0
Schmitt		20	19/7	63.1
Winston		14	15/6	60.0
Total	-	-	178/69	61.2

CAREER STATS in NCAA TOURNAMENT

Name	AVG	GP	GS	AB	R	H	2B	3B	HR	RBI	TB	SLG%	BB	HBP	SO	OBP
25 NEVAREZ, Dean	.250	3	3	12	2	3	0	0	0	1	3	.250	0	0	2	.250
1 ESCOBEDO, Julian	.250	2	1	4	0	1	0	0	0	0	1	.250	0	0	1	.250
34 CALABUIG, Chase	.136	6	6	22	1	3	0	0	0	0	0	.136	2	0	8	.208
22 HENSLEY, David	.077	3	3	13	0	1	0	0	0	0	1	.077	1	0	1	.143
21 VERDION, Jordan	.000	2	2	6	0	0	0	0	0	0	0	.000	0	2	0	.250
32 CHAPMAN, Denz'l	.000	2	0	1	0	0	0	0	0	0	0	.000	0	0	1	.000
3 MAEKAWA, Jacob	.000	1	0	0	0	0	0	0	0	0	0	.000	0	0	0	.000

CAREER STATS in NCAA TOURNAMENT

Name	ERA	W-L	APP	GS	CG	SV	IP	H	R	ER	BB	K	B/AVG
31 PYATT, Harrison	0.00	0-0	1	0	0	0	2.1	0	0	0	1	4	.000
27 FERNANDEZ, Jorge	4.15	0-0	2	0	0	0	4.1	6	2	2	4	3	.353
38 ERICKSON, Jacob	11.00	0-1	2	0	0	0	3.2	6	5	3	0	4	.353

STATS in 2018 MOUNTAIN WEST TOURNAMENT (HITTERS)

Name	AVG	GP	GS	AB	R	H	2B	3B	HR	RBI	TB	SLG%	BB	HBP	SO	OBP
34 CALABUIG, Chase	.364	3	3	11	1	4	1	0	0	2	5	.455	3	1	0	.533
3 MAEKAWA, Jacob	.364	3	3	11	5	4	0	0	0	0	4	.364	0	1	0	.417
9 RUDICK, Matt	.357	3	3	14	3	5	0	0	0	1	5	.357	1	0	1	.400
25 NEVAREZ, Dean	.333	3	3	12	3	4	1	0	1	2	8	.667	1	0	4	.385
23 BIBLE, Chad	.333	3	3	12	2	4	0	0	0	1	4	.333	0	1	4	.385
22 HENSLEY, David	.308	3	3	13	2	4	0	0	0	4	4	.308	1	0	3	.333
1 ESCOBEDO, Julian	.273	3	3	11	2	3	0	0	0	0	3	.273	2	0	2	.385
8 SCHMITT, Casey	.273	3	3	11	2	3	1	0	0	3	4	.364	1	0	2	.333
21 VERDON, Jordan	.154	3	3	13	0	2	0	0	0	4	2	.154	0	0	1	.133
2 ORR, Ryan	.000	1	0	1	0	0	0	0	0	0	0	.000	0	0	1	.000
32 CHAPMAN, Denz'l	.000	1	0	0	0	0	0	0	0	0	0	.000	0	0	0	.000
41 MAYEAUX, Grant	.000	1	0	0	0	0	0	0	0	0	0	.000	1	0	0	1.000
Totals	.303	3	3	109	20	33	3	0	1	17	39	.358	10	3	18	.368
Opponents	.186	3	3	102	9	19	6	0	0	9	25	.245	6	2	19	.241

STATS in 2018 MOUNTAIN WEST TOURNAMENT (PITCHERS)

Name	ERA	W-L	APP	GS	CG	SV	IP	H	R	ER	BB	K	B/AVG
38 ERICKSON, Jacob	0.00	2-0	2	0	0	0	6.1	1	0	0	0	3	.050
15 BOYER, Logan	0.00	0-0	1	0	0	0	3.0	0	0	3	0	0	.000
8 SCHMITT, Casey	0.00	1-0	1	0	0	0	3.0	1	0	0	0	3	.111
39 HILL, Garrett	1.42	0-0	1	1	0	0	6.1	5	1	1	2	3	.238
31 PYATT, Harrison	5.79	0-0	1	1	0	0	4.2	6	3	3	1	4	.316
27 FERNANDEZ, Jorge	7.71	0-0	1	1	0	0	4.2	6	4	4	1	2	.333
12 MARDUENO, Adrian	4.50	0-0	2	0	0	0	2.0	0	1	1	2	3	.000
Totals	2.70	3-0	3	3	0	0	30.0	19	9	9	6	19	.186
Opponents	5.86	0-3	3	3	0	0	27.2	33	20	18	10	18	.303

2018 SCHEDULE/RESULTS

DATE	OPPONENT	RESULT/TIME	WP	LP	S	ATT	TOG	W-L (CONF)
F. 16	UC SANTA BARBARA	W 9-1	ERICKSON (1-0)	DAVIS (0-1)		1,045	3:13	1-0
F. 17	UC SANTA BARBARA	W 8-4	MARDUENO (1-0)	LEDESMA (0-1)		1,682	3:34	2-0
F. 18	UC SANTA BARBARA	W 7-5	HILL (1-0)	CLEMENTS (0-1)	GOOSSEN-BROWN (1)	1,384	3:20	3-0
F. 20	SAN DIEGO	L 2-3 (10)	FRIEDMAN (1-1)	FERNANDEZ (0-1)		366	3:42	3-1
F. 23	ARIZONA	W 3-2 (10)	FERNANDEZ (1-1)	MEGILL (0-1)		1,224	3:42	4-1
F. 24	#4 ARKANSAS	L 2-5	CRONIN (2-0)	RITCHESON (0-1)		1,532	3:33	4-2
F. 25	GRAND CANYON	W 5-4	O'SULLIVAN (1-0)	VORHOF (0-2)	FERNANDEZ (1)	1,078	3:02	5-2
F. 26	MICHIGAN	W 4-3	GOOSSEN-BROWN (1-0)	VANCENA (0-1)	FERNANDEZ (2)	505	2:53	6-2
F. 27	at UC Irvine	L 4-9	GARCIA (1-0)	LAMBERT (0-1)		419	3:33	6-3
M. 4	at San Jose State*	W 7-2	PYATT (1-0)	MORALES (1-1)		361	2:40	7-3 (1-0)
M. 4	at San Jose State*	W 11-1	HILL (2-0)	ROSS (0-2)		361	2:41	8-3 (2-0)
M. 6	at Arizona	L 4-13	AGUILERA (2-0)	GOOSSEN-BROWN (1-1)		2,503	3:33	8-4
M. 9	AIR FORCE*	W 3-2	FERNANDEZ (2-1)	GILBERT (1-1)		707	2:44	9-4 (3-0)
M. 11	AIR FORCE*	L 3-7	HARGREAVES (1-3)	PYATT (1-1)		381	2:56	9-5 (3-1)
M. 11	AIR FORCE*	W 3-2	HILL (3-0)	HOLLOWAY (1-1)	FERNANDEZ (3)	801	2:50	10-5 (4-1)
M. 13	at San Diego	W 9-3	RITCHESON (1-1)	DONATELLA (1-1)		1,064	3:53	11-5
M. 16	at Cal Poly	W 9-7	FERNANDEZ (3-1)	ZILL (0-2)	FLORES (1)	1,150	3:30	12-5
M. 17	at Cal Poly	L 4-5	SCHNEIDER (2-3)	SCHMITT (0-1)		1,395	3:04	12-6
M. 18	at Cal Poly	W 3-2	HILL (4-0)	NELSON (2-2)	FERNANDEZ (4)	1,321	2:48	13-6
M. 20	CSU BAKERSFIELD	W 5-4	MARDUENO (2-0)	DEWSNAP (1-1)		655	2:58	14-6
M. 23	at UNLV*	L 3-4	ANDERSON (2-0)	ERICKSON (1-1)	MENENDEZ (7)	776	2:38	14-7 (4-2)
M. 24	at UNLV*	W 17-8	HILL (5-0)	HORN (2-1)		676	3:24	15-7 (5-2)
M. 25	at UNLV*	W 22-7	RITCHESON (2-1)	MADDUX (2-3)		886	3:36	16-7 (6-2)
M. 27	at Long Beach State	W 5-2	MARUDENO (3-0)	SEMINARIS (1-3)	FERNANDEZ (5)	1,954	3:41	17-7
M. 29	NEW MEXICO*	L 4-5	FERNANDEZ (3-2)	EMOND (3-1)	TRIPP (6)	545	3:31	17-8 (6-3)
M. 30	NEW MEXICO*	L 5-9	GARLEY (2-1)	PYATT (1-2)		743	3:42	17-9 (6-4)
M. 31	NEW MEXICO*	W 3-2	HILL (6-0)	DYE (2-4)	FERNANDEZ (6)	413	2:42	18-9 (7-4)
A. 2	WASHINGTON	W 6-4	ERICKSON (2-1)	EMANUELS (4-2)	SCHMITT (1)	609	2:50	19-9
A. 3	vs. Long Beach State~	W 5-1	PYATT (2-2)	SEMINARIS (1-4)		777	2:50	20-9
A. 6	at Air Force*	L 0-2	BIANCALANA (3-1)	HILL (6-1)	HOLLOWAY (1)	111	2:19	20-10 (7-5)
A. 7	at Air Force*	L 7-12	KELLEY (1-0)	FERNANDEZ (3-3)		111	3:04	20-11 (7-6)
A. 8	at Air Force*	W 15-11	MARDUENO (4-0)	MORTENSON (1-5)		101	3:12	21-11 (8-6)
A. 10	UC IRVINE	L 2-10	DENHOLM (2-4)	ERICKSON (2-2)		559	2:33	21-12
A. 13	CAL STATE FULLERTON	W 6-3	ERICKSON (2-2)	EASTMAN (4-3)	SCHMITT (2)	681	3:25	22-12
A. 14	CAL STATE FULLERTON	L 9-13	CONINE (1-0)	MARUDENO (4-1)		1,203	4:18	22-13
A. 15	CAL STATE FULLERTON	W 9-6	WINSTON (1-0)	QUEZADA (1-4)	SCHMITT (3)	1,203	3:42	23-13
A. 17	CSUN	W 3-2	MARDUENO (5-1)	SHENEFIELD (1-2)	SCHMITT (4)	311	3:00	24-13
A. 20	FRESNO STATE*	W 3-2	MARUDENO (6-1)	JENSEN (2-4)	SCHMITT (5)	459	3:21	25-13 (9-6)
A. 21	FRESNO STATE*	L 4-7	GONZALEZ (6-2)	HILL (6-2)		863	3:15	25-14 (9-7)
A. 22	FRESNO STATE*	W 7-0	FERNANDEZ (4-3)	ARIAS (4-1)		829	2:37	26-14 (10-7)
A. 24	at UC Riverside	W 19-1	GOOSSEN-BROWN (2-1)	NOONAN (1-2)		172	3:15	27-14
A. 27	UNLV*	W 1-0	PYATT (3-2)	STRONG (6-2)	SCHMITT (6)	785	2:28	28-14 (11-7)
A. 28	UNLV*	W 7-6	GOOSSEN-BROWN (3-1)	BOHALL (3-2)	HENSLEY (1)	489	3:22	29-14 (12-7)
A. 29	UNLV*	W 4-2	FERNANDEZ (5-3)	HORN (4-3)	SCHMITT (7)	795	2:50	30-14 (13-7)
M. 1	UC RIVERSIDE	W 8-6	GOOSSEN-BROWN (4-1)	BREIDENTHAL (1-1)	SCHMITT (8)	283	3:11	31-14
M. 4	at New Mexico*	W 11-5	PYATT (4-2)	SLATEN (2-8)	WINSTON (1)	675	3:10	32-14 (14-7)
M. 5	at New Mexico*	L 3-4	DYE (4-6)	GOOSSEN-BROWN (4-2)	TRIPP (8)	533	2:52	32-15 (14-8)
M. 6	at New Mexico*	W 7-3	FERNANDEZ (6-3)	GARLEY (2-3)	SCHMITT (9)	671	3:15	33-15 (15-8)
M. 11	SAN JOSE STATE*	L 2-3	SWEICH (3-3)	PYATT (4-3)	BONTA-SMITH (4)	451	3:16	33-16 (15-9)
M. 12	SAN JOSE STATE* (1)	W 2-1	GOOSSEN-BROWN (5-2)	MITCHEL (6-1)		331	2:18	34-16 (16-9)
M. 12	SAN JOSE STATE* (2)	W 16-4	HILL (7-2)	GOLDBERG (2-7)		791	3:18	35-16 (17-9)
M. 13	SAN JOSE STATE*	L 4-6 (10)	BONTA-SMITH (4-3)	ERICKSON (3-3)	CLAWSON (6)	489	3:23	35-17 (17-10)
M. 17	at Nevada*	W 12-7	MARDUENO (7-1)	BONNENFANT (0-1)		750	3:55	36-17 (18-10)
M. 18	at Nevada*	L 3-13	GOMEZ (3-3)	PYATT (4-4)		793	3:15	36-18 (18-11)
M. 19	at Nevada*	L 10-12	ANDERSON (3-1)	GOOSSEN-BROWN (5-3)	CABINIAN (9)	765	3:30	36-19 (18-12)
M. 24	SAN JOSE STATE MWT	W 2-1	ERICKSON (4-3)	MITCHEL (6-2)		826	2:46	37-19
M. 25	UNLV MWT	W 4-3 (12)	SCHMITT (1-1)	MENENDEZ (3-2)		808	3:41	38-19
M. 26	UNLV MWT	W 14-5	ERICKSON (5-3)	CLARK (0-1)		1,203	3:01	39-19
J. 1	LSU NCAA	1:00 pm						
J. 2	Oregon St./Northwestern St. NCAA	1:00 pm						
J. 8-10	NCAA Super Regionals	TBA						
J. 16-27	NCAA College World Series	TBA						

2018 STATISTICS

Record: 39-19 Home: 25-10 Away: 13-9 Neutral: 1-0 Conference: 18-12

Player	avg	gp-gs	ab	r	h	2b	3b	hr	rbi	tb	slg%	bb	hp	so	gdp	ob%	sf	sh	sb-att	po	a	e	fld%
34 CALABUIG, Chase	.359	58-58	237	54	85	21	6	5	46	133	.561	27	3	28	3	.426	3	4	4-6	116	4	1	.992
21 VERDON, Jordan	.341	58-58	229	43	78	26	1	12	65	142	.620	18	6	36	4	.394	6	1	1-2	518	23	4	.993
23 BIBLE, Chad	.333	56-53	207	37	69	11	2	9	42	111	.536	7	12	44	2	.389	0	0	2-6	0	0	0	.000
9 RUDICK, Matt	.329	57-55	219	43	72	4	3	0	19	82	.374	33	5	32	2	.426	1	7	5-10	84	2	2	.977
1 ESCOBEDO, Julian	.317	57-55	205	47	65	13	2	2	24	88	.429	36	2	30	2	.420	2	3	2-4	158	1	0	1.000
22 HENSLEY, David	.316	57-57	234	41	74	13	1	3	34	98	.419	26	3	34	7	.384	5	6	6-8	85	192	20	.933
25 NEVAREZ, Dean	.292	53-51	195	35	57	11	0	8	32	92	.472	25	3	44	2	.376	3	0	1-2	327	49	4	.989
8 SCHMITT, Casey	.273	56-48	176	22	48	12	0	1	32	63	.358	10	1	27	4	.307	5	3	0-0	32	80	12	.903
3 MAEKAWA, Jacob	.221	58-58	190	29	42	8	0	1	19	53	.279	12	11	39	4	.304	1	8	5-8	78	158	7	.971

40 ROSS, Sean	.333	12-3	18	3	6	1	0	0	2	7	.389	0	0	4	0	.333	0	0	0-0	10	1	0	1.000
41 MAYEAUX, Grant	.250	30-4	36	2	9	2	0	1	4	14	.389	4	0	4	2	.325	0	0	0-0	6	10	1	.941
32 CHAPMAN, Denz'l	.250	15-4	16	6	4	0	1	0	3	6	.375	0	0	5	0	.250	0	1	1-1	9	0	1	.900
5 PARRA, Isaiah	.211	17-3	19	2	4	0	1	0	1	6	.316	3	0	5	2	.318	0	0	0-0	2	9	1	.917
18 FITZHUGH, Joe	.192	14-7	26	3	5	0	0	1	2	8	.308	1	1	4	2	.250	0	1	0-1	41	7	1	.980
2 ORR, Ryan	.182	14-5	22	2	4	0	0	0	2	4	.182	1	1	7	0	.240	1	1	0-0	61	8	0	1.000
28 DEARTH, John	.071	9-3	14	0	1	0	0	0	0	1	.071	0	1	6	0	.133	0	0	0-0	16	0	0	1.000
15 BOYER, Logan	.000	1-0	0	0	0	0	0	0	0	0	.000	0	0	0	0	.000	0	0	0-0	0	0	0	.000
Totals	.305	58	2043	369	623	122	17	43	327	908	.444	203	49	349	36	.377	27	35	27-48	1556	610	60	.973
Opponents	.251	58	1968	276	494	86	9	24	244	670	.340	197	54	457	45	.332	26	20	38-53	1512	559	74	.966

LOB - Team (476), Opp (433). DPs turned - Team (56), Opp (45). TPs turned - Team (0), Opp (1). IBB - Team (9), CALABUIG 3, NEVAREZ 2, VERDON 2, ESCOBEDO 2, Opp (2). Picked off - CALABUIG 3, SCHMITT 2, BIBLE 1, PARRA 1.

(All games Sorted by Earned run avg)

Player	era	w-l	app	gs	cg	sho	sv	ip	h	r	er	bb	so	2b	3b	hr	b/avg	wp	hp	bks	sfa	sha
38 ERICKSON, Jacob	3.19	5-3	26	4	0	0/1	0	67.2	66	29	24	8	56	11	1	2	.256	3	1	1	3	5
39 HILL, Garrett	3.58	7-2	15	14	0	0/0	0	75.1	83	36	30	25	70	17	2	3	.284	5	3	1	0	3
31 PYATT, Harrison	4.44	4-4	16	15	0	0/1	0	71.0	56	43	35	36	68	18	1	2	.214	10	14	1	4	1
27 FERNANDEZ, Jorge	4.65	6-3	25	6	0	0/1	6	60.0	60	36	31	18	46	12	2	5	.255	7	5	0	4	2

22 HENSLEY, David	0.00	0-0	5	0	0	0/0	1	6.0	1	0	0	1	4	0	0	0	.050	0	0	0	0	0
8 SCHMITT, Casey	0.28	1-1	21	0	0	0/1	9	32.0	17	3	1	8	24	1	0	0	.157	3	2	0	1	3
33 WINSTON, Christian	1.76	1-0	14	0	0	0/0	1	15.1	15	4	3	8	7	0	1	0	.263	1	1	1	1	0
13 O'SULLIVAN, Casey	2.59	1-0	18	0	0	0/1	0	24.1	20	9	7	17	26	2	0	0	.217	11	3	1	2	0
48 GOOSSEN-BROWN, Just	3.63	5-3	18	10	1	0/0	1	57.0	63	32	23	14	38	4	1	3	.280	2	4	0	1	3
15 BOYER, Logan	3.78	0-0	8	4	0	0/0	0	16.2	11	8	7	5	25	4	0	1	.180	2	2	0	0	0
36 FLORES, Jacob	4.05	0-0	18	2	0	0/0	1	20.0	16	11	9	11	18	3	1	3	.219	5	3	0	3	0
30 RITCHESON, Daniel	6.04	2-1	11	2	0	0/0	0	25.1	24	18	17	18	23	9	0	1	.250	7	5	0	0	0
24 FLUMAN, Noah	6.17	0-0	9	0	0	0/0	0	11.2	13	8	8	6	11	1	0	1	.325	0	3	0	3	1
12 MARDUENO, Adrian	6.28	7-1	29	0	0	0/0	0	28.2	33	26	20	14	38	4	0	2	.295	8	4	0	3	2
43 EDER, Clark	9.00	0-0	1	0	0	0/0	0	1.0	2	1	1	2	0	0	0	0	.500	0	0	0	1	0
42 BROWN, Tre	9.00	0-0	2	0	0	0/0	0	1.0	3	2	1	0	0	0	0	0	.500	0	2	0	0	0
20 LAMBERT, Ray	11.12	0-1	9	1	0	0/1	0	5.2	9	8	7	6	3	0	0	1	.360	1	2	0	0	0
40 ROSS, Sean	99.00	0-0	1	0	0	0/0	0	0.0	2	2	2	0	0	0	0	0	1.000	1	0	0	0	0
Totals	3.90	39-19	58	58	1	2/2	19	518.2	494	276	225	197	457	86	9	24	.251	66	54	5	26	20
Opponents	5.45	19-39	58	58	1	1/1	7	504.0	623	369	305	203	349	122	17	43	.305	54	49	7	27	35

PB - Team (5), NEVAREZ 4, FITZHUGH 1, Opp (5). Pickoffs - Team (6), FERNANDEZ 2, MARDUENO 1, PYATT 1, SCHMITT 1, NEVAREZ 1, Opp (7). SBA/ATT - NEVAREZ (27-36), GOOSSEN-BROW (9-13), HILL, G. (5-9), FITZHUGH (7-9), PYATT (6-7), ORR (4-6), BOYER (4-5), ERICKSON (3-4), O'SULLIVAN (2-3), MARDUENO (2-3), FERNANDEZ (2-3), RITCHESON (2-2), WINSTON (2-2), FLORES (1-1), FLUMAN (0-1).

2018 MOUNTAIN WEST STATISTICS

Record: 18-12 Home: 10-6 Away: 8-6 Conference: 18-12

Player	avg	gp-gs	ab	r	h	2b	3b	hr	rbi	tb	slg%	bb	hp	so	gdp	ob%	sf	sh	sb-att	po	a	e	fld%
34 CALABUIG, Chase	.397	30-30	126	29	50	9	5	1	25	72	.571	13	1	10	2	.454	1	1	2-4	55	2	1	.983
23 BIBLE, Chad	.345	30-30	119	20	41	6	0	8	25	71	.597	4	7	22	0	.400	0	0	0-1	0	0	0	.000
1 ESCOBEDO, Julian	.340	30-29	106	24	36	9	2	1	15	52	.491	20	2	10	0	.450	1	1	2-4	67	0	0	1.000
9 RUDICK, Matt	.314	29-29	118	24	37	3	1	0	11	42	.356	17	3	13	1	.410	1	4	3-4	37	1	1	.974
21 VERDON, Jordan	.311	30-30	119	26	37	13	0	8	35	74	.622	11	2	21	4	.373	2	1	1-1	288	15	2	.993
22 HENSLEY, David	.303	29-29	119	20	36	6	0	2	21	48	.403	14	1	17	6	.372	3	3	1-2	42	100	10	.934
8 SCHMITT, Casey	.277	29-27	101	17	28	8	0	1	16	39	.386	6	1	19	1	.321	1	1	0-0	19	45	7	.901
25 NEVAREZ, Dean	.270	27-25	100	16	27	4	0	6	15	49	.490	10	1	26	1	.339	1	0	1-2	176	25	3	.985
3 MAEKAWA, Jacob	.242	30-30	99	15	24	5	0	1	12	32	.323	7	6	17	1	.330	0	4	3-4	40	89	3	.977

5 PARRA, Isaiah	.333	9-2	12	0	4	0	1	0	1	6	.500	1	0	2	2	.385	0	0	0-0	2	6	1	.889
41 MAYEAUX, Grant	.313	16-2	16	2	5	2	0	1	2	10	.625	3	0	1	0	.421	0	0	0-0	4	4	1	.889
18 FITZHUGH, Joe	.273	7-3	11	2	3	0	0	1	2	6	.545	1	1	1	1	.385	0	0	0-1	21	2	0	1.000
2 ORR, Ryan	.200	5-2	10	2	2	0	0	0	1	2	.200	1	1	1	0	.333	0	0	0-0	22	3	0	1.000
32 CHAPMAN, Denz'l	.143	7-1	7	1	1	0	0	0	1	1	.143	0	0	2	0	.143	0	1	0-0	3	0	0	1.000
40 Ross, Sean	.143	5-1	7	1	1	0	0	0	0	1	.143	0	0	0	0	.143	0	0	0-0	5	1	0	1.000
28 DEARTH, John	.000	4-0	4	0	0	0	0	0	0	0	.000	0	0	1	0	.000	0	0	0-0	2	0	0	1.000
Totals	.309	30	1074	199	332	65	9	30	182	505	.470	108	26	163	19	.383	10	16	13-23	792	333	32	.972
Opponents	.257	30	1019	149	262	57	3	17	131	376	.369	98	23	231	26	.334	7	11	17-25	783	300	31	.972

LOB - Team (252), Opp (217). DPs turned - Team (29), Opp (22). TPs turned - Team (0), Opp (1). Picked off - CALABUIG 2, PARRA 1.

(Conference games only Sorted by Earned run avg)

Player	era	w-l	app	gs	cg	sho	sv	ip	h	r	er	bb	so	2b	3b	hr	b/avg	wp	hp	bksfa	sha
38 ERICKSON, Jacob	2.37	0-2	12	2	0	0/1	0	38.0	34	14	10	5	33	6	0	1	.236	2	0	1	4
39 HILL, Garrett	3.51	5-2	10	9	0	0/0	0	51.1	56	24	20	15	45	13	1	3	.281	5	3	0	2
27 FERNANDEZ, Jorge	5.50	4-2	12	4	0	0/1	2	36.0	41	25	22	10	29	8	1	5	.283	5	4	0	2
31 PYATT, Harrison	5.72	3-4	10	9	0	0/1	0	39.1	35	32	25	24	42	13	0	1	.235	9	9	1	0

8 SCHMITT, Casey	0.00	0-0	10	0	0	0/1	4	15.2	6	0	0	5	14	1	0	0	.120	2	0	0	3
13 O'SULLIVAN, Casey	0.00	0-0	6	0	0	0/1	0	7.1	5	0	0	5	7	0	0	0	.192	4	0	1	0
22 HENSLEY, David	0.00	0-0	2	0	0	0/0	1	3.0	0	0	0	0	2	0	0	0	.000	0	0	0	0
20 LAMBERT, Ray	0.00	0-0	2	0	0	0/1	0	2.0	0	0	0	0	1	0	0	0	.000	0	0	0	0
33 WINSTON, Christian	1.04	0-0	6	0	0	0/0	1	8.2	7	2	1	2	5	0	1	0	.233	0	0	1	0
48 GOOSSEN-BROWN,Just	3.75	2-2	7	3	1	0/0	0	24.0	31	15	10	6	8	2	0	2	.310	0	0	0	0
30 RITCHESON, Daniel	6.35	1-0	4	1	0	0/0	0	11.1	12	8	8	9	11	6	0	0	.267	4	1	0	0
15 BOYER, Logan	7.50	0-0	4	1	0	0/0	0	6.0	5	5	5	1	8	3	0	1	.217	1	0	0	0
12 MARDUENO, Adrian	9.45	3-0	13	0	0	0/0	0	13.1	18	14	14	7	18	3	0	1	.310	2	3	0	0
36 FLORES, Jacob	10.80	0-0	6	1	0	0/0	0	5.0	7	6	6	5	5	1	0	2	.318	3	1	0	0
24 FLUMAN, Noah	12.00	0-0	4	0	0	0/0	0	3.0	5	4	4	4	3	1	0	1	.417	0	2	0	0
Totals	4.23	18-12	30	30	1	2/2	8	264.0	262	149	124	98	231	57	3	17	.257	37	23	4	11
Opponents	5.90	12-18	30	30	1	1/1	7	261.0	332	199	171	108	163	65	9	30	.309	24	26	6	16

PB - Team (4), NEVAREZ 3, FITZHUGH 1, Opp (1). Pickoffs - Team (5), FERNANDEZ 1, MARDUENO 1, NEVAREZ 1, PYATT 1, SCHMITT Opp (3). SBA/ATT - NEVAREZ (13-18), GOOSSEN-BROW (4-7), HILL, G. (3-5), FITZHUGH (3-4), PYATT (3-4), ERICKSON (2-3), O'SULLIVAN (2-2), ORR (1-2), FERNANDEZ (1-2), WINSTON (1-1), MARDUENO (1-1).

TEAM GAME-BY-GAME (BATTING)

Date	Opponent	ab	r	h	rbi	2b	3b	hr	tb	bb	ibb	sb	cs	hbp	sac	sf	gdp	k	po	a	e	lob	avg
Feb 16	UC SANTA BARBARA	34	9	12	6	4	1	0	18	4	0	1	0	2	0	0	1	8	27	8	0	7	.353
Feb 17	UC SANTA BARBARA	37	8	12	6	3	1	1	20	2	1	0	1	2	0	0	0	8	27	13	2	9	.338
Feb 18	UC SANTA BARBARA	31	7	9	7	1	0	1	13	6	0	0	0	1	1	1	0	4	27	8	2	9	.324
Feb 20	SAN DIEGO	37	2	8	2	1	0	0	9	3	1	0	0	0	0	0	1	16	30	9	1	8	.295
Feb 23	ARIZONA	33	3	8	2	2	0	0	10	4	1	0	2	0	2	0	0	11	30	11	1	7	.285
Feb 24	ARKANSAS	33	2	5	1	2	1	0	9	1	0	0	0	0	0	0	0	12	27	6	1	5	.263
Feb 25	GRAND CANYON	31	5	11	5	1	0	0	12	1	0	0	0	2	0	1	1	4	27	8	0	6	.275
Feb 26	MICHIGAN	32	4	9	4	2	1	0	13	1	0	0	0	1	0	0	1	7	27	7	1	6	.276
Feb 27	at UC Irvine	37	4	8	4	2	0	0	10	4	0	1	0	0	0	0	0	9	24	5	1	10	.269
*Mar 04	at San Jose State	33	7	8	7	0	1	3	19	3	0	0	0	1	2	0	1	6	27	8	0	5	.266
*Mar 04	at San Jose State	42	11	16	11	2	1	0	20	3	0	0	0	0	0	1	1	3	27	7	1	8	.279
Mar 06	at Arizona	32	4	7	4	1	0	0	8	5	0	1	1	0	1	1	0	5	24	7	1	8	.274
*Mar 09	AIR FORCE	27	3	5	2	2	0	1	10	4	0	0	2	2	1	0	0	9	27	9	2	7	.269
*Mar 11	AIR FORCE	33	3	11	3	1	0	1	15	4	0	0	0	0	2	1	2	2	27	5	2	10	.273
*Mar 11	AIR FORCE	28	3	7	3	1	0	1	11	5	0	0	0	2	1	1	1	3	27	12	2	10	.272
Mar 13	at San Diego	32	9	7	5	2	0	0	9	7	2	1	1	2	1	2	0	9	27	11	1	8	.269
Mar 16	at Cal Poly	37	9	11	8	3	1	0	16	6	0	1	0	0	1	1	1	6	27	9	1	9	.271
Mar 17	at Cal Poly	38	4	14	3	3	0	0	17	0	0	1	0	0	1	1	0	5	26	7	0	9	.277
Mar 18	at Cal Poly	35	3	10	3	1	1	0	13	2	0	0	1	0	1	0	1	5	27	12	0	8	.277
Mar 20	CSU BAKERSFIELD	35	5	13	3	2	0	1	18	2	0	2	2	3	2	0	0	4	27	8	3	11	.282
*03-23-18	at UNLV	35	3	10	3	1	0	2	17	1	0	0	0	0	1	0	0	11	24	9	0	7	.282
*03-24-18	at UNLV	44	17	18	15	8	0	3	35	7	0	1	1	0	0	0	1	3	27	13	2	7	.290
*03-25-18	at UNLV	51	22	23	21	4	0	4	39	6	0	0	0	1	1	1	0	1	27	12	2	11	.300
Mar 27	at Long Beach State	32	5	8	5	2	0	0	10	4	0	0	1	0	1	0	1	7	27	14	0	5	.298
*Mar 29	NEW MEXICO	32	4	5	2	1	0	0	6	3	0	1	0	2	0	0	1	10	27	15	0	6	.293
*Mar 30	NEW MEXICO	37	5	9	5	2	1	0	13	3	0	0	0	0	0	0	0	11	27	7	1	8	.291
*Mar 31	NEW MEXICO	30	3	9	3	2	0	0	11	3	0	2	0	0	0	1	2	4	27	11	0	7	.291
Apr 02	WASHINGTON	33	6	13	6	3	0	0	16	2	2	0	0	2	1	1	3	3	27	11	1	9	.295
Apr 03	vs Long Beach State	31	5	8	5	2	0	0	10	4	0	0	0	1	0	1	0	6	27	14	1	8	.293
*Apr 07	at Air Force	27	0	5	0	0	0	0	5	6	0	0	1	1	0	0	2	5	24	13	0	7	.291
*Apr 07	at Air Force	44	7	17	7	2	1	2	27	1	0	0	0	0	0	0	0	3	24	10	5	11	.295
*Apr 08	at Air Force	44	15	19	15	3	0	4	34	4	0	0	1	0	1	0	1	5	27	14	0	7	.300
Apr 10	UC IRVINE	33	2	10	2	1	0	0	11	1	0	1	0	1	0	0	2	7	27	11	1	6	.300
Apr 13	CAL STATE FULLERTO	32	6	9	5	1	1	1	15	3	0	0	0	0	1	0	0	9	27	10	0	6	.299
Apr 14	CAL STATE FULLERTO	42	9	12	7	2	0	1	17	6	0	1	0	1	0	0	0	5	27	10	2	13	.299
Apr 15	CAL STATE FULLERTO	36	9	15	9	3	0	1	21	5	0	0	1	1	0	1	1	3	27	14	2	10	.302
Apr 17	CSUN	31	3	7	2	1	0	0	8	5	1	0	0	1	0	0	1	8	27	9	2	10	.301
*Apr 20	FRESNO STATE	33	3	9	3	0	0	1	12	3	0	0	0	2	0	0	0	7	27	7	3	11	.300
*Apr 21	FRESNO STATE	34	4	5	2	0	0	0	5	9	0	2	0	1	0	0	0	5	27	14	1	13	.296
*Apr 22	FRESNO STATE	34	7	11	7	0	0	2	17	1	0	0	1	1	1	0	0	5	27	11	0	6	.297
Apr 24	at UC Riverside	44	19	23	17	8	1	3	42	3	0	1	1	0	2	3	1	1	27	10	0	6	.304
*Apr 27	UNLV	30	1	6	1	2	0	0	8	0	0	0	0	0	0	0	0	5	27	6	0	5	.302
*Apr 28	UNLV	34	7	11	6	2	0	0	13	2	0	2	0	1	0	0	1	3	27	11	0	6	.302
*Apr 29	UNLV	32	4	9	4	2	0	0	11	2	0	2	0	0	1	0	0	5	27	14	1	7	.302
May 01	UC RIVERSIDE	32	8	9	7	1	0	3	19	4	0	1	0	0	1	1	0	6	27	11	3	6	.301
*May 04	at New Mexico	40	11	15	11	5	0	1	23	6	0	1	0	1	0	1	1	3	27	12	2	10	.303
*May 05	at New Mexico	35	3	8	3	2	0	1	13	2	0	0	0	1	0	0	0	3	24	12	2	8	.301
*May 06	at New Mexico	37	7	14	6	4	1	0	20	4	0	0	1	1	1	1	0	3	27	17	0	10	.303
*May 11	SAN JOSE STATE	34	2	9	2	0	1	0	11	3	0	0	2	1	0	0	0	7	24	11	1	9	.302
*May 12	SAN JOSE STATE	30	2	7	2	1	1	1	13	4	0	0	1	0	0	1	0	5	27	13	0	9	.301
*May 12	SAN JOSE STATE	44	16	20	14	5	0	0	25	5	0	0	0	2	1	0	0	3	27	12	0	12	.305
*May 13	SAN JOSE STATE	37	4	10	4	4	0	1	17	2	0	0	0	2	1	1	2	6	30	16	0	9	.304
*May 17	at Nevada	41	12	16	11	4	1	1	25	8	0	0	0	3	0	0	2	7	27	16	2	13	.306
*May 18	at Nevada	34	3	8	3	3	0	0	11	1	0	0	0	0	1	0	1	11	24	5	1	6	.305
*May 19	at Nevada	38	10	12	6	2	1	1	19	3	0	2	0	1	1	1	0	9	24	11	2	7	.305
May 24	SAN JOSE STATE	28	2	5	2	1	0	0	6	3	0	0	0	2	0	1	0	11	27	15	0	8	.303
May 25	UNLV	39	4	10	4	0	0	0	10	4	1	1	0	1	3	2	1	3	36	10	0	10	.302
May 26	UNLV	42	14	18	11	2	0	1	23	3	0	1	0	0	0	0	1	4	27	9	1	7	.305
Totals		2043	369	623	327	122	17	43	908	203	9	27	21	49	35	27	36	349	1556	610	60	476	.305

TEAM GAME-BY-GAME (PITCHING)

Date	Opponent	ip	h	r	er	bb	so	2b	3b	hr	wp	bk	hbp	dp	ibb	score	w-l	sv	era
Feb 16	UC SANTA BARBARA	9.0	4	1	1	3	14	1	0	0	1	0	3	1	0	9-1	1-0	0	1.00
Feb 17	UC SANTA BARBARA	9.0	4	4	2	5	13	0	0	0	2	0	1	1	0	8-4	2-0	0	1.50
Feb 18	UC SANTA BARBARA	9.0	8	5	2	1	8	2	0	0	1	1	1	1	0	7-5	3-0	1	1.67
Feb 20	SAN DIEGO	10.0	10	3	2	3	8	3	0	1	0	0	0	3	0	2-3	3-1	1	1.70
Feb 23	ARIZONA	10.0	6	2	1	2	16	1	0	0	0	0	0	0	0	3-2	4-1	1	1.53
Feb 24	ARKANSAS	9.0	3	5	3	9	7	1	0	1	2	0	2	0	1	2-5	4-2	1	1.77
Feb 25	GRAND CANYON	9.0	9	4	4	6	14	1	0	0	1	0	1	0	0	5-4	5-2	2	2.08
Feb 26	MICHIGAN	9.0	7	3	2	3	13	0	0	0	1	0	0	0	0	4-3	6-2	3	2.07
Feb 27	at UC Irvine	8.0	9	9	8	7	6	1	1	1	1	0	3	1	0	4-9	6-3	3	2.74
*Mar 04	at San Jose State	9.0	6	2	2	5	8	1	0	0	1	0	0	2	0	7-2	7-3	3	2.67
*Mar 04	at San Jose State	9.0	7	1	1	2	9	2	0	0	1	0	0	1	0	11-1	8-3	3	2.52
Mar 06	at Arizona	8.0	15	13	10	6	6	2	0	1	6	0	4	1	0	4-13	8-4	3	3.17
*Mar 09	AIR FORCE	9.0	5	2	1	1	9	0	0	0	0	0	1	0	0	3-2	9-4	3	3.00
*Mar 11	AIR FORCE	9.0	10	7	6	4	8	3	0	1	3	0	0	1	0	3-7	9-5	3	3.21
*Mar 11	AIR FORCE	9.0	4	2	1	6	11	0	0	0	4	0	2	2	0	3-2	10-5	4	3.07
Mar 13	at San Diego	9.0	8	3	1	5	5	1	0	0	1	0	2	3	0	9-3	11-5	4	2.94
Mar 16	at Cal Poly	9.0	13	7	6	3	7	1	1	0	1	0	0	2	0	9-7	12-5	5	3.12
Mar 17	at Cal Poly	8.2	10	5	5	4	9	0	0	0	1	0	3	0	1	4-5	12-6	5	3.23
Mar 18	at Cal Poly	9.0	9	2	2	4	7	2	0	0	0	0	0	1	0	3-2	13-6	6	3.16
Mar 20	CSU BAKERSFIELD	9.0	8	4	1	1	10	0	0	0	0	0	1	0	0	5-4	14-6	6	3.06
*03-23-18	at UNLV	8.0	10	4	4	2	6	3	0	1	2	0	0	0	0	3-4	14-7	6	3.12
*03-24-18	at UNLV	9.0	13	8	4	5	7	3	0	1	2	0	0	1	0	17-8	15-7	6	3.16
*03-25-18	at UNLV	9.0	10	7	7	4	2	3	0	2	2	0	1	1	0	22-7	16-7	6	3.33
Mar 27	at Long Beach State	9.0	7	2	2	5	8	1	0	0	2	0	0	0	0	5-2	17-7	7	3.27
*Mar 29	NEW MEXICO	9.0	8	5	5	4	10	0	0	0	1	0	0	0	0	4-5	17-8	7	3.34
*Mar 30	NEW MEXICO	9.0	5	9	3	10	8	0	0	0	0	1	3	0	0	5-9	17-9	7	3.33
*Mar 31	NEW MEXICO	9.0	4	2	2	4	8	0	0	1	0	0	0	2	0	3-2	18-9	8	3.28
Apr 02	WASHINGTON	9.0	9	4	3	2	3	0	0	0	0	0	1	2	0	6-4	19-9	9	3.27
Apr 03	vs Long Beach State	9.0	2	1	1	2	6	1	0	0	0	0	1	1	0	5-1	20-9	9	3.19
*Apr 07	at Air Force	8.0	10	2	2	1	6	0	0	1	0	0	0	3	0	0-2	20-10	9	3.16
*Apr 07	at Air Force	8.0	10	12	8	6	9	7	1	1	3	0	0	2	0	7-12	20-11	9	3.33
*Apr 08	at Air Force	9.0	19	11	10	2	5	2	0	2	0	0	2	0	0	15-11	21-11	9	3.54
Apr 10	UC IRVINE	9.0	14	10	10	2	7	3	0	1	2	0	2	1	0	2-10	21-12	9	3.74
Apr 13	CAL STATE FULLERTO	9.0	10	3	3	3	8	0	2	0	0	0	0	1	0	6-3	22-12	10	3.72
Apr 14	CAL STATE FULLERTO	9.0	18	13	11	2	6	1	1	0	1	0	2	1	0	9-13	22-13	10	3.93
Apr 15	CAL STATE FULLERTO	9.0	10	6	4	4	4	0	1	1	1	0	2	2	0	9-6	23-13	11	3.93
Apr 17	CSUN	9.0	3	2	2	2	7	1	0	0	0	0	0	0	0	3-2	24-13	12	3.88
*Apr 20	FRESNO STATE	9.0	7	2	1	3	14	1	0	0	0	0	1	1	0	3-2	25-13	13	3.80
*Apr 21	FRESNO STATE	9.0	13	7	6	2	8	3	2	0	0	1	1	2	0	4-7	25-14	13	3.86
*Apr 22	FRESNO STATE	9.0	4	0	0	1	10	2	0	0	1	1	1	0	0	7-0	26-14	13	3.76
Apr 24	at UC Riverside	9.0	6	1	1	8	6	0	0	0	1	0	0	1	0	19-1	27-14	13	3.69
*Apr 27	UNLV	9.0	4	0	0	6	12	3	0	0	2	0	0	0	0	1-0	28-14	14	3.60
*Apr 28	UNLV	9.0	12	6	6	6	7	4	0	1	0	0	0	1	0	7-6	29-14	15	3.66
*Apr 29	UNLV	9.0	7	2	2	2	6	1	0	0	1	0	0	1	0	4-2	30-14	16	3.62
May 01	UC RIVERSIDE	9.0	11	6	5	1	9	0	0	1	2	0	0	1	0	8-6	31-14	17	3.65
*May 04	at New Mexico	9.0	2	5	4	3	7	1	0	0	3	1	2	0	0	11-5	32-14	18	3.66
*May 05	at New Mexico	8.0	7	4	3	3	3	2	0	0	0	0	0	0	0	3-4	32-15	18	3.65
*May 06	at New Mexico	9.0	12	3	3	1	5	0	0	0	2	0	0	1	0	7-3	33-15	19	3.64
*May 11	SAN JOSE STATE	8.0	7	3	2	2	7	2	0	0	3	0	3	2	0	2-3	33-16	19	3.62
*May 12	SAN JOSE STATE	9.0	6	1	1	1	4	0	0	1	0	0	0	2	0	2-1	34-16	19	3.56
*May 12	SAN JOSE STATE	9.0	10	4	4	1	10	0	0	1	1	0	0	1	0	16-4	35-16	19	3.57
*May 13	SAN JOSE STATE	10.0	12	6	6	2	8	2	0	1	1	0	1	1	0	4-6	35-17	19	3.61
*May 17	at Nevada	9.0	15	7	7	0	9	7	0	1	0	0	0	2	0	12-7	36-17	19	3.67
*May 18	at Nevada	8.0	10	13	13	7	7	1	0	1	3	0	4	0	0	3-13	36-18	19	3.86
*May 19	at Nevada	8.0	13	12	10	2	8	4	0	1	1	0	1	0	0	10-12	36-19	19	3.98
May 24	SAN JOSE STATE	9.0	5	1	1	2	4	1	0	0	0	0	1	1	0	2-1	37-19	19	3.92
May 25	UNLV	12.0	7	3	3	1	12	3	0	0	0	0	0	1	0	4-3	38-19	19	3.88
May 26	UNLV	9.0	7	5	5	3	3	2	0	0	2	0	1	1	0	14-5	39-19	19	3.90
Totals		518.2	494	276	225	197	457	86	9	24	66	5	54	56	2	369-276	39-19	19	3.90

2018 San Diego State Baseball
 Career Summary for San Diego State (as of May 29, 2018)
 (All games Sorted by Batting avg)

Record: 39-19 Home: 25-10 Away: 13-9 Neutral: 1-0 Conference: 18-12

[illegible][illegible]

2018 San Diego State Baseball
Miscellaneous Stats for San Diego State (as of May 29, 2018)
(All games)

Multiple Hit Games	2	3	4	5+	Total
34 CALABUIG, Chase	20	8	1	-	29
9 RUDICK, Matt	16	7	-	-	23
21 VERDON, Jordan	14	7	-	1	22
23 BIBLE, Chad	12	7	1	-	20
22 HENSLEY, David	11	6	3	-	20
1 ESCOBEDO, Julian	14	2	2	-	18
8 SCHMITT, Casey	10	2	1	-	13
25 NEVAREZ, Dean	8	5	-	-	13
3 MAEKAWA, Jacob	5	2	-	-	7
40 ROSS, Sean	2	-	-	-	2
32 CHAPMAN, Denz'l	1	-	-	-	1
18 FITZHUGH, Joe	1	-	-	-	1
TEAM	114	46	8	1	169

Multiple RBI Games	2	3	4	5+	Total
21 VERDON, Jordan	8	6	3	1	18
23 BIBLE, Chad	11	2	1	-	14
34 CALABUIG, Chase	9	1	1	-	11
25 NEVAREZ, Dean	9	-	-	-	9
22 HENSLEY, David	2	3	1	1	7
8 SCHMITT, Casey	3	3	1	-	7
3 MAEKAWA, Jacob	6	-	-	-	6
9 RUDICK, Matt	3	1	-	-	4
1 ESCOBEDO, Julian	1	2	1	-	4
TEAM	52	18	8	2	80

Hitting Streaks	Longest	Current
1 ESCOBEDO, Julian	12	4
34 CALABUIG, Chase	12	4
21 VERDON, Jordan	10	2
22 HENSLEY, David	10	2
25 NEVAREZ, Dean	9	1
9 RUDICK, Matt	9	2
3 MAEKAWA, Jacob	7	3
23 BIBLE, Chad	7	4
8 SCHMITT, Casey	6	2
40 ROSS, Sean	2	2
41 MAYEAUX, Grant	2	1
2 ORR, Ryan	2	-
5 PARRA, Isaiah	2	2
32 CHAPMAN, Denz'l	2	1
18 FITZHUGH, Joe	1	-
28 DEARTH, John	1	-

Reached Base Streaks	Longest	Current
22 HENSLEY, David	29	6
34 CALABUIG, Chase	23	4
1 ESCOBEDO, Julian	22	22
21 VERDON, Jordan	21	2
8 SCHMITT, Casey	15	2
9 RUDICK, Matt	15	13
25 NEVAREZ, Dean	13	13
23 BIBLE, Chad	11	4
3 MAEKAWA, Jacob	11	11
5 PARRA, Isaiah	3	3
41 MAYEAUX, Grant	3	2
40 ROSS, Sean	2	2
2 ORR, Ryan	2	-
32 CHAPMAN, Denz'l	2	1
18 FITZHUGH, Joe	2	-
28 DEARTH, John	1	-

CAREER/SEASON HIGHS

2018.....	#1 JULIAN ESCOBEDO (SO)	CAREER (2017-18)
4 (at New Mexico 5/6/18, at Cal Poly 3/17/18)	HITS.....	4 (at New Mexico 5/6/18, at Cal Poly 3/17/18)
2 (at Air Force 4/8/18)	DOUBLES.....	2 (at Air Force 4/8/18)
1 (at San Jose State 3/4/18, at Nevada 5/17/18)	TRIPLES.....	1 (at San Jose State 3/4/18, at Nevada 5/17/18)
1 (vs. CSU Bakersfield 3/20/18, at Air Force 4/7/18)	HOME RUNS.....	1 (vs. CSU Bakersfield 3/20/18, at Air Force 4/7/18)
5 (Five times)	TOTAL BASES.....	5 (Five times)
4 (at UNLV 3/25/18)	RBI.....	4 (at UNLV 3/25/18)
3 (vs. UCSB 2/17/18, vs. UC Riverside 2/24/18)	RUNS.....	2 (vs. UCLA 4/4/17)
3 (vs. UC Santa Barbara 2/18/18)	WALKS.....	3 (vs. UC Santa Barbara 2/18/18)
3 (vs. San Diego 2/20/18)	STRIKEOUTS.....	3 (vs. San Diego 2/20/18)
5 (Eight times)	AT BATS.....	6 (at Air Force 5/14/17)
1 (at UNLV 3/24/18, vs. New Mexico 3/31/18)	STOLEN BASES.....	1 (11 times)

2018.....	#2 RYAN ORR (SO)	CAREER (2017-18)
1 (Five times)	HITS.....	1 (15 times)
	DOUBLES.....	1 (vs. San Jose State 4/1/17, at Fresno State 3/25/17)
	TRIPLES.....	
	HOME RUNS.....	
1 (Five times)	TOTAL BASES.....	2 (vs. San Jose State 4/1/17, at Fresno State 3/25/17)
	RBI.....	1 (Four times)
	RUNS.....	1 (Six times)
1 (vs. San Jose State 5/12/18)	WALKS.....	1 (vs. Nevada 4/7/17, at San Jose State 5/5/17)
2 (vs. Grand Canyon 2/25/18)	STRIKEOUTS.....	2 (vs. UCLA 4/4/17, vs. Grand Canyon 2/25/18)
1 (vs. San Diego 2/20/18)	AT BATS.....	4 (Four times)
	STOLEN BASES.....	1 (at San Jose State 5/5/17)

2018.....	#3 JACOB MAEKAWA (SO)	CAREER (2017-18)
3 (vs. New Mexico 3/31/18, at New Mexico 5/4/18)	HITS.....	3 (vs. New Mexico 3/31/18, at New Mexico 5/4/18)
1 (Eight times)	DOUBLES.....	1 (Nine times)
	TRIPLES.....	
1 (at UNLV 3/24/18)	HOME RUNS.....	1 (at UNLV 3/24/18)
4 (Three times)	TOTAL BASES.....	4 (Three times)
2 (Six times)	RBI.....	2 (Six times)
2 (Four times)	RUNS.....	2 (Five times)
1 (12 times)	WALKS.....	1 (12 times)
2 (Six times)	STRIKEOUTS.....	2 (Six times)
5 (Seven times)	AT BATS.....	5 (Nine times)
1 (Five times)	STOLEN BASES.....	1 (Five times)

2018.....	#8 CASEY SCHMITT (FR)	CAREER (2018)
Same	HITS.....	4 (at UNLV 3/24/18)
Same	DOUBLES.....	2 (Three times)
Same	TRIPLES.....	
Same	HOME RUNS.....	1 (at Air Force 4/8/18)
Same	TOTAL BASES.....	7 (at Air Force 4/8/18)
Same	RBI.....	4 (at UNLV 3/24/18)
Same	RUNS.....	1 (vs. UC Santa Barbara 2/16/18, at San Jose State 3/4/18)
Same	WALKS.....	1 (10 times)
Same	STRIKEOUTS.....	3 (vs. San Jose State 5/11/18)
Same	AT BATS.....	6 (at UNLV 3/25/18)
Same	STOLEN BASES.....	
Same	INNINGS PITCHED.....	3.0 (vs. UNLV 5/25/18)
Same	WALKS ALLOWED.....	2 (vs. Air Force 3/11/18, vs. UNLV 4/27/18)
Same	STRIKEOUTS.....	4 (vs. Fresno State 4/20/18)

2018.....	#9 MATT RUDICK (FR)	CAREER (2018)
Same	HITS.....	3 (Seven times)
Same	DOUBLES.....	
Same	TRIPLES.....	1 (vs. Michigan 2/26/18)
Same	HOME RUNS.....	
Same	TOTAL BASES.....	4 (vs. Michigan 2/26/18)
Same	RBI.....	3 (at New Mexico 5/4/18)
Same	RUNS.....	3 (at Cal Poly 3/16/18, vs. San Jose State 5/12/18)
Same	WALKS.....	3 (at San Diego 3/13/18)
Same	STRIKEOUTS.....	2 (Six times)
Same	AT BATS.....	6 (Three times)
Same	STOLEN BASES.....	1 (Five times)

2018.....	#10 NICHOLAS ISRAEL	CAREER
	HITS.....	
	DOUBLES.....	
	TRIPLES.....	
	HOME RUNS.....	
	TOTAL BASES.....	
	RBI.....	
	RUNS.....	
	WALKS.....	
	STRIKEOUTS.....	
	AT BATS.....	
	STOLEN BASES.....	

2018.....	#12 ADRIAN MARDUENO (SO)	CAREER (2017-18)
3.2 (at Air Force 4/8/18)	INNINGS PITCHED.....	3.2 (at Air Force 4/8/18)
2 (at Nevada 5/19/18, vs. UNLV 5/26/18)	WALKS ALLOWED.....	2 (Four times)
5 (vs. San Jose State 5/12/18)	STRIKEOUTS.....	5 (at UNLV 4/13/17, vs. San Jose State 5/12/18)

2018.....	#13 CASEY O'SULLIVAN (FR)	CAREER (2018)
Same	INNINGS PITCHED.....	4.0 (vs. UC Irvine 4/10/18)
Same	WALKS ALLOWED.....	3 (vs. New Mexico 3/30/18)
Same	STRIKEOUTS.....	5 (vs. UC Irvine 4/10/18)

2018.....	#14 SPENCER WESTON	CAREER
	HITS.....	
	DOUBLES.....	
	TRIPLES.....	
	HOME RUNS.....	
	TOTAL BASES.....	
	RBI.....	
	RUNS.....	
	WALKS.....	
	STRIKEOUTS.....	
	AT BATS.....	
	STOLEN BASES.....	

2018.....	#15 LOGAN BOYER (SO)	CAREER (2017-18)
3.2 (vs. UC Santa Barbara 2/16/18)	INNINGS PITCHED.....	3.2 (vs. UC Santa Barbara 2/16/18)
2 (vs. UCSB 2/16/18, vs. Arizona 2/23/18)	WALKS ALLOWED.....	2 (Three times)
8 (vs. UC Santa Barbara 2/16/18)	STRIKEOUTS.....	8 (vs. UC Santa Barbara 2/16/18)

2018.....	#18 JOE FITZHUGH (FR)	CAREER (2018)
Same	HITS.....	2 (at Air Force 4/8/18)
Same	DOUBLES.....	
Same	TRIPLES.....	
Same	HOME RUNS.....	1 (at Air Force 4/8/18)
Same	TOTAL BASES.....	5 (at Air Force 4/8/18)
Same	RBI.....	1 (vs. New Mexico 3/31/18, at Air Force 4/8/18)
Same	RUNS.....	2 (at Air Force 4/8/18)
Same	WALKS.....	1 (at Air Force 4/7/18)
Same	STRIKEOUTS.....	1 (Five times)
Same	AT BATS.....	5 (at Air Force 4/8/18)
Same	STOLEN BASES.....	

2018.....	#20 RAY LAMBERT (SR)	CAREER (2017-18)
1 (Four times)	INNINGS PITCHED.....	3.2 (vs. Long Beach State 3/21/17)
3 (at UC Irvine 2/27/18)	WALKS ALLOWED.....	3 (at UC Irvine 2/27/18)
1 (Three times)	STRIKEOUTS.....	2 (Three times)

2018.....	#21 JORDAN VERDON (JR)	CAREER (2016-18)
5 (at UNLV 3/25/18)	HITS.....	5 (at UNLV 3/25/18)
2 (Seven times)	DOUBLES.....	2 (Nine times)
1 (vs. UC Santa Barbara 2/16/18)	TRIPLES.....	1 (Nine times)
2 (at UC Riverside 4/24/18)	HOME RUNS.....	2 (at UC Riverside 4/24/18)
10 (at UNLV 3/25/18)	TOTAL BASES.....	10 (at UNLV 3/25/18)
6 (at UNLV 3/25/18)	RBI.....	3 (at UNLV 3/25/18)
3 (at UNLV 3/25/18)	RUNS.....	3 (Seven times)
2 (vs. Washington 4/2/18, vs. Cal St. Fullerton 4/14/18)	WALKS.....	3 (at Texas Tech 4/17/16)
3 (at Nevada 5/18/18)	STRIKEOUTS.....	3 (vs. Bryant 2/26/16, at Nevada 5/18/18)
7 (at UNLV 3/25/18)	AT BATS.....	7 (at UNLV 3/25/18)
1 (vs. UNLV 4/28/18)	STOLEN BASES.....	1 (Seven times)

2018.....	#22 DAVID HENSLEY (SR)	CAREER (2015-18)
4 (Three times)	HITS.....	4 (Four times)
1 (13 times)	DOUBLES.....	2 (at Air Force 5/14/17)
1 (at UC Riverside 4/24/18)	TRIPLES.....	1 (Three times)
1 (Three times)	HOME RUNS.....	1 (Seven times)
6 (at Air Force 4/8/18, at UC Riverside 4/24/18)	TOTAL BASES.....	7 (at UNLV 4/14/17)
5 (vs. San Jose State 5/12/18)	RBI.....	5 (vs. San Jose State 5/12/18)
3 (Three times)	RUNS.....	3 (Five times)
3 (vs. Fresno State 4/21/18)	WALKS.....	3 (vs. Fresno State 4/21/18)
2 (Five times)	STRIKEOUTS.....	3 (Seven times)
6 (Three times)	AT BATS.....	6 (Six times)
1 (Six times)	STOLEN BASES.....	2 (at San Jose State 5/19/16)

2018.....	#23 CHAD BIBLE (JR)	CAREER (2017-18)
4 (at UNLV 3/24/18)	HITS.....	4 (at UNLV 3/24/18)
2 (at San Jose State 3/4/18, at UC Riverside 4/24/18)	DOUBLES.....	2 (at San Jose State 3/4/18, at UC Riverside 4/24/18)
1 (vs. UC Santa Barbara 2/17/18, vs. Cal St. Fullerton 4/13/18)	TRIPLES.....	1 (vs. UC Santa Barbara 2/17/18, vs. Cal St. Fullerton 4/13/18)
1 (Nine times)	HOME RUNS.....	1 (Nine times)
8 (at UNLV 3/24/18)	TOTAL BASES.....	8 (at UNLV 3/24/18)
4 (at UNLV 3/24/18)	RBI.....	4 (at UNLV 3/24/18)
4 (at UNLV 3/25/18)	RUNS.....	4 (at UNLV 3/24/18)
2 (at UNLV 3/25/18)	WALKS.....	2 (at UNLV 3/25/18)
4 (vs. San Diego 2/20/18)	STRIKEOUTS.....	4 (vs. San Diego 2/20/18)
6 (at UNLV 3/24/18, at Air Force 4/8/18)	AT BATS.....	6 (at UNLV 3/24/18, at Air Force 4/8/18)
1 (vs. CSU Bakersfield, 3/20/18, vs. UC Riverside 5/1/18)	STOLEN BASES.....	1 (vs. CSU Bakersfield, 3/20/18, vs. UC Riverside 5/1/18)

CAREER/SEASON HIGHS

2018.....	#24 NOAH FLUMAN (FR)	CAREER (2018)
Same.....	INNINGS PITCHED.....	3 (at UC Irvine 2/27/18)
Same.....	WALKS ALLOWED.....	3 (vs UNLV 4/28/18)
Same.....	STRIKEOUTS.....	2 (Three times)

2018.....	#25 DEAN NEVAREZ (JR)	CAREER (2016-18)
3 (Five times).....	HITS.....	3 (11 times)
2 (vs. UC Santa Barbara 2/17/18).....	DOUBLES.....	2 (at UNLV 4/15/17, vs. UCSB 2/17/18)
.....	TRIPLES.....	1 (at UNLV 4/14/17, vs. Northwestern 3/11/16)
1 (Eight times).....	HOME RUNS.....	2 (vs. UNLV 3/19/17)
6 (Five times).....	TOTAL BASES.....	8 (at UNLV 4/15/17, vs. UNLV 3/19/17)
2 (Nine times).....	RBI.....	5 (at UNLV 4/15/17, vs. UNLV 3/19/17)
2 (11 times).....	RUNS.....	3 (at UNLV 4/14/17)
2 (Four times).....	WALKS.....	2 (Five times)
3 (vs. Air Force 3/9/18).....	STRIKEOUTS.....	3 (Three times)
6 (at Nevada 5/17/18).....	AT BATS.....	6 (vs. Northwestern 3/12/16, at Nevada 5/17/18)
.....	STOLEN BASES.....	

2018.....	#27 JORGE FERNANDEZ (SR)	CAREER (2017-18)
6 (vs. Fresno State 4/22/18).....	INNINGS PITCHED.....	6 (vs. Fresno State 4/22/18)
2 (Four times).....	WALKS ALLOWED.....	4 (at San Diego 3/14/17)
7 (vs. Fresno State 4/22/18).....	STRIKEOUTS.....	7 (vs. Fresno State 4/22/18)

2018.....	#28 JOHN DEARTH (FR)	CAREER
Same.....	HITS.....	1 (vs. Grand Canyon 2/25/18)
Same.....	DOUBLES.....	
Same.....	TRIPLES.....	
Same.....	HOME RUNS.....	
Same.....	TOTAL BASES.....	1 (vs. Grand Canyon 2/25/18)
Same.....	RBI.....	
Same.....	RUNS.....	
Same.....	WALKS.....	
Same.....	STRIKEOUTS.....	2 (vs. Arizona 2/23/18)
Same.....	AT BATS.....	4 (vs. Grand Canyon 2/25/18)
Same.....	STOLEN BASES.....	

2018.....	#29 TRAVIS WESTON	CAREER
.....	INNINGS PITCHED.....	
.....	WALKS ALLOWED.....	
.....	STRIKEOUTS.....	

2018.....	#30 DANIEL RITCHESON (FR)	CAREER (2018)
Same.....	INNINGS PITCHED.....	5 (at Air Force 4/7/18)
Same.....	WALKS ALLOWED.....	4 (at Air Force 4/7/18)
Same.....	STRIKEOUTS.....	7 (at Air Force 4/7/18)

2018.....	#31 HARRISON PYATT (JR)	CAREER (2016-18)
8.0 (vs. Long Beach State 4/3/18).....	INNINGS PITCHED.....	8.0 (vs. Long Beach State 4/3/18)
4 (vs. New Mexico 3/30/18).....	WALKS ALLOWED.....	4 (vs. New Mexico 3/30/18)
9 (vs. UNLV 4/27/18).....	STRIKEOUTS.....	9 (vs. UNLV 4/27/18)

2018.....	#32 DENZ'L CHAPMAN (SR)	CAREER (2015-18)
2 (at UC Irvine 2/27/18).....	HITS.....	2 (Eight times)
.....	DOUBLES.....	
1 (vs. Arkansas 2/24/18).....	TRIPLES.....	1 (at Cal State Fullerton 5/3/16, vs. Arkansas 2/24/18)
.....	HOME RUNS.....	
3 (vs. Arkansas 2/24/18).....	TOTAL BASES.....	4 (at Cal State Fullerton 5/3/16)
1 (Three times).....	RBI.....	2 (vs. Valparaiso 2/13/15, vs. Air Force 5/14/16)
1 (Six times).....	RUNS.....	2 (vs. Valparaiso 2/14/15, vs. UNLV 5/26/16)
.....	WALKS.....	2 (vs. Valparaiso 2/14/15, vs. Air Force 5/15/16)
1 (Five times).....	STRIKEOUTS.....	2 (Four times)
4 (at UC Irvine 2/27/18).....	AT BATS.....	4 (10 times)
1 (at UC Irvine 2/27/18).....	STOLEN BASES.....	1 (Seven times)

2018.....	#33 CHRISTIAN WINSTON (FR)	CAREER (2018)
Same.....	INNINGS PITCHED.....	2.2 (at New Mexico 5/4/18)
Same.....	WALKS ALLOWED.....	2 (vs. Cal State Fullerton 4/15/18)
Same.....	STRIKEOUTS.....	2 (at UNLV 3/24/18, vs. New Mexico 3/30/18)

2018.....	#34 CHASE CALABUIG (SR)	CAREER (2015-2018)
4 (vs. San Jose State 5/12/18).....	HITS.....	4 (Four times)
3 (vs. Washington 4/2/18).....	DOUBLES.....	3 (vs. Washington 4/2/18)
1 (Six times).....	TRIPLES.....	1 (11 times)
1 (Five times).....	HOME RUNS.....	1 (14 times)
7 (vs. UC Santa Barbara 2/17/18, at UNLV 3/25/18).....	TOTAL BASES.....	7 (Five times)
4 (at UNLV 3/25/18).....	RBI.....	4 (at UC Riverside 2/21/15, at UNLV 3/25/18)
4 (at Nevada 5/17/18).....	RUNS.....	4 (at Air Force 5/13/17, at Nevada 5/17/18)
3 (at Nevada 5/17/18).....	WALKS.....	3 (at Air Force 5/14/17, at Nevada 5/17/18)
2 (Six times).....	STRIKEOUTS.....	3 (Three times)
6 (Four times).....	AT BATS.....	6 (Five times)
1 (Four times).....	STOLEN BASES.....	2 (Twice)

2018.....	#36 JACOB FLORES (FR)	CAREER (2018)
Same.....	INNINGS PITCHED.....	3 (at UC Irvine 2/27/18)
Same.....	WALKS ALLOWED.....	3 (at UNLV 3/25/18)
Same.....	STRIKEOUTS.....	3 (Three times)

2018.....	#38 JACOB ERICKSON (SR)	CAREER (2015-18)
6.2 (vs. Air Force 3/9/18, vs. New Mexico 3/29/18).....	INNINGS PITCHED.....	7 (vs. New Mexico 5/23/15)
2 (vs. New Mexico 3/29/18).....	WALKS ALLOWED.....	3 (vs. New Mexico 5/23/15)
8 (vs. New Mexico 3/29/18).....	STRIKEOUTS.....	8 (vs. New Mexico 3/29/18)

2018.....	#39 GARRETT HILL (JR)	CAREER (2018)
Same.....	INNINGS PITCHED.....	8.1 (vs. New Mexico 3/31/18)
Same.....	WALKS ALLOWED.....	4 (at UNLV 3/24/18, vs. New Mexico 3/31/18)
Same.....	STRIKEOUTS.....	9 (vs. Grand Canyon 2/25/18)

2018.....	#40 SEAN ROSS (FR)	CAREER (2018)
Same.....	HITS.....	2 (vs. CSUN 4/17/18, at UC Riverside 4/24/18)
Same.....	DOUBLES.....	1 (vs. CSUN 4/17/18)
Same.....	TRIPLES.....	
Same.....	HOME RUNS.....	
Same.....	TOTAL BASES.....	3 (vs. CSUN 4/17/18)
Same.....	RBI.....	1 (vs. CSUN 4/17/18, at UC Riverside 4/24/18)
Same.....	RUNS.....	1 (Three times)
Same.....	WALKS.....	
Same.....	STRIKEOUTS.....	1 (Four times)
Same.....	AT BATS.....	2 (at San Jose State)
Same.....	STOLEN BASES.....	

2018.....	#41 GRANT MAYEAUX (SR)	CAREER (2018)
Same.....	HITS.....	1 (Nine times)
Same.....	DOUBLES.....	1 (at Nevada 5/17/18, at Nevada 5/19/18)
Same.....	TRIPLES.....	
Same.....	HOME RUNS.....	1 (vs. Air Force 3/9/18)
Same.....	TOTAL BASES.....	4 (vs. Air Force 3/9/18)
Same.....	RBI.....	1 (Four times)
Same.....	RUNS.....	1 (vs. Air Force 3/9/18, at Nevada 5/19/18)
Same.....	WALKS.....	1 (Four times)
Same.....	STRIKEOUTS.....	2 (vs. Arkansas 2/24/18)
Same.....	AT BATS.....	4 (vs. San Diego 2/20/18)
Same.....	STOLEN BASES.....	

2018.....	#42 TRE BROWN (SO)	CAREER (2017-18)
1 (vs. UC Irvine 4/10/18).....	INNINGS PITCHED.....	1 (at UNLV 4/14/17, vs. UC Irvine 4/10/18)
.....	WALKS ALLOWED.....	2 (vs. Long Beach State 3/21/17)
.....	STRIKEOUTS.....	1 (at UNLV 4/14/17)

2018.....	#43 CLARK EDER (FR)	CAREER (2018)
Same.....	INNINGS PITCHED.....	1 (at UC Irvine 2/27/18)
Same.....	WALKS ALLOWED.....	2 (at UC Irvine 2/27/18)
Same.....	STRIKEOUTS.....	

2018.....	#48 JUSTIN GOOSSEN-BROWN (JR)	CAREER (2018)
Same.....	INNINGS PITCHED.....	9.0 (vs. San Jose State 5/12/18)
Same.....	WALKS ALLOWED.....	2 (Three times)
Same.....	STRIKEOUTS.....	10 (vs. Michigan 2/26/18)

GAME RECAPS/POSTGAME NOTES

Feb 16, 2018 at San Diego, Calif.

UC Santa Barbara 001 000 000 - 1 4 1 (0-1)

San Diego State 050 030 01X - 9 12 0 (1-0)

WP-ERICKSON, Jacob (1-0) LP-Davis, Noah (0-1) T-3:13 A-1045

Logan Boyer struck out eight in 3.2 innings pitched to highlight SDSU's 9-1 season-opening win. Chad Bible, in his first game back after an eight-month battle with Hodgkin's lymphoma, singled on the first pitch he saw and scored SDSU's first run of the season on a wild pitch. Jacob Maekawa and Jordan Verdon each had 2-RBI basehits in SDSU's five-run second inning.

- SDSU has won three of its last four season-opening games
- The Aztecs are 11-5 in season openers since the start of the 2003 season
- After scoring 11 runs in the 2017 opener, it is the first time since 2007-08 that SDSU has scored eight or more runs in back-to-back season openers
- Eight of nine players in the SDSU lineup recorded at least one hit
- Jacob Erickson posted his 23rd scoreless outing in his last 32 appearances
- Freshmen Casey O'Sullivan and Daniel Ritcheson sccombined for 3 IP, 3 K, 1 H, 0 R, 1 BB in the game's final three innings

Feb 17, 2018 at San Diego, Calif.

UC Santa Barbara 000 130 000 - 4 4 3 (0-2)

San Diego State 101 033 00X - 8 12 2 (2-0)

WP-MARDUENO, Adrian (1-0) LP-Ledesma, Stevie (0-1) T-3:34 A-1682 HR SDSU - CALABUIG, Chase (1)

Chase Calabuig hit a game-tying home run in the bottom of the fifth inning before the Aztecs used a three-run Chad Bible triple in the next inning to eventually claim its second consecutive win. In his first start of the season, Harrison Pyatt did not allow a hit to any of the first 10 batters he faced.

- San Diego State scored eight or more runs in each of its first two games of the 2018 season, the first time the Aztecs have done that since 2008 (Feb. 22, 2008 defeated San Diego 11-2, Feb. 23, 2008 lost to San Diego 11-17)
- SDSU pitching posted 27 strikeouts over its first two games, the highest total over a two-game span since striking out 28 against UC Riverside over Feb. 19 - 20, 2015.
- The Aztecs kept the Gauchos hitless in the final three innings of the game, with Jorge Fernandez and Jacob Flores combining for 3 IP, 6 K, 0 H, 0 R
- Attendance of 1,682 is the ninth largest ever at Tony Gwynn Stadium, and the largest since May 8, 2009, when Stephen Strasburg threw a no-hitter against Air Force in front of 3,337.

Feb 18, 2018 at San Diego, Calif.

UC Santa Barbara..... 000 201 020 - 5 8 1 (0-3)

San Diego State..... 112 101 10X - 7 9 2 (3-0)

WP-HILL, Garrett (1-0) Save-GOOSSEN-BROWN (1) LP-Clements, Chris (0-1) T-3:00 A-1384 HR- SDSU - CALABUIG, Chase (2)

Garrett Hill impressed in his SDSU debut, earning the win with a five-inning performance. Hill started his outing in commanding fashion, needing to face just the minimum through his first 11 batters. Chase Calabuig homered for the second consecutive game in the bottom of the first.

- San Diego State opened its season with a three-game sweep for the third time in the last six years.
- The Aztecs have scored seven or more runs in each of its first three games for the first time since the first three games of the 2008 season.
- San Diego State has won seven games in its last nine meetings with UC Santa Barbara.
- SDSU pitchers who made their Aztec debut vs. UCSB combined for 10.1 IP, 5 H, 3 BB, 12 K, 0.00 ERA, and a .138 opponent batting average.
- Chase Calabuig recorded back-to-back games with a home run for the first time in his career.

Feb 20, 2018 at San Diego, Calif.

San Diego..... 010 000 001 1 - 3 10 1 (3-2)

San Diego State..... 000 100 001 0 - 2 8 1 (3-1)

WP-FRIEDMAN, Justin (1-1) LP-FERNANDEZ, Jorge (0-1) T-3:42 A-366 HR USD - GARDNER, Daniel (1)

SDSU suffered a 3-2 setback against crosstown foe San Diego, falling victim to a 10th-inning RBI double by USD's Dante Gutierrez. Daniel Ritcheson, who made his first career start vs. USD, was a bright spot for the Aztecs, working around a second-inning solo home run to finish with 4.1 innings pitched, three hits allowed, three walks and four strikeouts.

- San Diego State saw a three-game winning streak when playing in extra innings and a four-game winning streak when tied after eight innings come to an end
- SDSU used six pitchers total -- including three freshmen, who combined for 6.2 IP, 4 H, 1 ER, 3 BB, 4 K

Feb 23, 2018 at San Diego, Calif.

Arizona..... 200 000 000 0 - 2 6 1 (3-2)

San Diego State..... 200 000 000 1 - 3 8 1 (4-1)

WP-FERNANDEZ, Jorge (1-1) LP-Megill, Tylor (0-1) T-3:42 A-1224

Jacob Maekawa's run on a wild pitch thrown by Arizona reliever Tylor Megill handed the San Diego State baseball team a 3-2, 10-inning win in SDSU's opening game of the Tony Gwynn Legacy at Tony Gwynn Stadium. Both the Aztecs and Wildcats posted a two-spot in the first inning, as the Aztecs fought out of a 2-0 deficit with a Chase Calabuig 2-RBI double scoring Julian Escobedo and David Hensley.

- San Diego State snapped an eight-game losing streak against Arizona and earned its first win against the Wildcats since 1999.
- SDSU pitchers registered 16 total strikeouts, the team's highest total since striking out 16 against UC Riverside on Feb. 20, 2015.
- The SDSU bullpen so far in the 2018 season: 1.01 ERA, 3-1 record, 26.2 innings pitched, 19 hits allowed, three earned runs, five walks, 32 strikeouts, .194 opponent batting average.
- In the first five games of the season, SDSU pitching has recorded three games with 13+ strikeouts. The last time SDSU has posted 13+ strikeouts in three games over a five-game span was April 24 - May 1, 2009.

Feb 24, 2018 at San Diego, Calif.

#4 Arkansas..... 100 001 003 - 5 3 2 (5-1)

San Diego State..... 001 001 000 - 2 5 1 (4-2)

WP-Matt Cronin (2-0) LP-RITCHESON, Daniel (0-1) T-3:33 pm A-1532 HR ARK - Eric Cole (2)

The Aztecs fell victim to a three-run ninth inning against No. 4 Arkansas, as back-to-back walks and a throwing error to start the ninth inning eventually allowed three runs to cross in the final frame. Denz'l Chapman tripled in the third inning and later scored on a Jax Biggers throwing error to tie the game at 1-1.

- Through the team's six games, the Aztec pitching staff has recorded three games allowing four or fewer hits. The Aztecs had just three of those games in its previous 115 games heading into the 2018 season (does not include allowing two hits in a five-inning shortened contest against San Jose State on May 21, 2016).
- The Aztecs outthit the Razorbacks, 5-3. SDSU suffered just its fourth defeat since the start of the 2017 season when outthitting their opponent and own a 34-4 record in that situation.
- The SDSU bullpen so far in the 2018 season: 1.17 ERA, 3-2 record, 30.2 innings pitched, 20 hits allowed, four earned runs, 11 walks, 36 strikeouts, .182 opponent batting average.
- Daniel Ritcheson started his outing retiring each of the first six batters he faced.

Feb 24, 2018 at San Diego, Calif.

Grand Canyon..... 000 120 100 - 4 9 0 (2-5)

San Diego State..... 100 000 04X - 5 11 0 (5-2)

WP-O'SULLIVAN, Casey (1-0) Save-FERNANDEZ, Jorge(1) LP-Vorhof, Mick (0-2) T-3:13 A-1078

Led by a Chad Bible pinch-hit two-RBI double and a Julian Escobedo go-ahead RBI single, SDSU used a four-run eighth inning to defeat Grand Canyon, 5-4, in the final game of the Tony Gwynn Legacy. Garrett Hill dominated GCU's hitters for the first three innings of the game, striking out eight while not allowing a hit.

- The Aztecs have won five of its last six meetings against Grand Canyon and win its first meeting with the Lopes since 1998.
- For the three games in the Tony Gwynn Legacy, SDSU pitching limited opposing hitters to a .159 batting average with runners on base and a .129 average with two outs.
- The Aztec bullpen has stranded 16 of 23 inherited runners so far in the 2018 season.

Feb 25, 2018 at San Diego, Calif.

Michigan..... 100 000 110 - 3 7 1 (2-5)

San Diego State..... 000 040 00X - 4 9 1 (6-2)

WP-GOOSSEN-BROWN (1-0) Save-FERNANDEZ, Jorge(2) LP-Vancena, Jayce T-3:00 A-505

An unearned first-inning run was all Justin Goossen-Brown allowed for the game's first six innings, as the redshirt junior enjoyed a stretch of 13 consecutive batters retired between the third and sixth innings. Goossen-Brown earned the win in his first start as an Aztec, racking up an SDSU season-high 10 strikeouts while not surrendering a walk. SDSU strung together five consecutive base hits in the bottom of the fourth, including a Jacob Maekawa double and a Matt Rudick triple to defeat the Wolverines, 4-3.

- San Diego State's 2.07 ERA, 93 strikeouts, and .192 opponent batting average are all the best for SDSU through its first eight games of a season since joining the Mountain West in 2000.
- Justin Goossen-Brown became the first SDSU pitcher since Bubba Derby against Texas Tech on March 13, 2015 to record 10 or more strikeouts without allowing a walk.
- San Diego State improved its all-time record against current Big Ten programs to 19-8 (.703).

Feb 26, 2018 at Irvine, Calif.

San Diego State..... 100 100 020 - 4 8 1 (6-3)

UC Irvine..... 510 000 12X - 9 9 2 (6-2)

WP-Garcia, Alonzo (1-0) LP-LAMBERT, Ray (0-1) T-3:33 A-419 HR UCI - Zickefoose, Konnor (2)

SDSU dug itself a hole in the bottom of the first, as a trio of walks from starter Ray Lambert forced SDSU to go to the bullpen in a five-run first inning for UCI. The brightest spot for SDSU was freshman Noah Fluman, who made his collegiate debut in the bottom of the fourth, and retired back-to-back batters via strikeout in a 1-2-3 frame. Fluman finished his collegiate debut with three scoreless innings pitched and only one hit allowed while striking out two.

- Since taking over the leadoff spot against Grand Canyon, Matt Rudick was 7-for-12 (.583) with three RBI over three games played.
- Four different SDSU pitchers made their 2018 pitching debuts (Fluman, Eder, Brown, Schmitt) on the mound and three made their first collegiate pitching appearance (Fluman, Eder, Schmitt).
- It is just the second time in the last six years that San Diego State has lost its road schedule opener.

GAME RECAPS/POSTGAME NOTES

Mar 4, 2018 at San Jose, Calif. - Game 1

San Diego State..... 000 130 030 - 7 8 0 (7-3)

San Jose State..... 010 100 000 - 2 6 1 (5-5)

WP-PYATT, Harrison (1-0) LP-MORALES, Nicholas (1-1) T-2:40
HR SDSU - HENSLEY, David (1), VERDON, Jordan (1), BIBLE, Chad (1)

San Diego State utilized three home runs in a 7-2 win to open a doubleheader, with Jordan Verdon, David Hensley, and Chad Bible all hitting their first home runs of the season to drive in six of SDSU's seven runs.

- SDSU recorded its 100th strikeout of the season in the first inning of game 1, needing just 82.1 innings to reach the 100-strikeout mark. That's the fastest an Aztec team has reached that mark since joining the Mountain West in 2000.

Mar 4, 2018 at San Jose, Calif. - Game 2

San Diego State..... 120 021 500 - 11 16 1 (8-3)

San Jose State..... 000 000 100 - 1 7 3 (5-6)

WP-HILL, Garrett (2-0) LP-ROSS, Brandon (0-2) T-2:41 A-361

The Aztecs used a then-season-high 11 runs in a game 2 win over the Spartans, led by a career-high four hits by senior David Hensley who finished his day 4-for-5 with three RBIs. On the mound, Garrett Hill continued his successful start to his 2018 campaign, tossing six shutout innings with five hits allowed, seven strikeouts, and no walks for his second win of the season.

- The 10-run margin of victory is SDSU's largest against SJSU since defeating the Spartans 14-3 on April 27, 2014.

Mar 6, 2018 at Tucson, Ariz.

#25 San Diego State..... 210 000 001 - 4 7 1 (8-4)

Arizona..... 013 420 03X - 13 15 1 (6-6)

WP-Aguilera, Juan (2-0) LP-GOOSSEN-BROWN, Just (1-1) T-3:33 A-2503
HR ARIZ - Rivas, Alfonso (2)

The Aztecs swung the bat well in the early stages of the game, scoring a pair of first-inning runs in thanks to a Jordan Verdon double scoring David Hensley and Julian Escobedo. An inning later, the Aztecs built that lead to 3-0 with leadoff hitter Matt Rudick bringing home Escobedo on a single through the left side of the inning. The Wildcats added to its lead with four runs in the fourth, a pair of runs in the fifth, and a trio of runs in the eighth to give the Wildcats a season-high 13 runs and 15 hits. The Arizona bullpen kept the Aztec bats quiet with four Wildcat relievers combining for 7.1 innings with just one run allowed.

- The loss for SDSU snapped a four-game winning streak against Pac-12 opponents, the team's longest winning streak against the Pac-12 since 2007.

- Matt Rudick continued a successful start to his collegiate career, having reached base in 11 consecutive games after a 3-for-4 performance. Since taking over the leadoff spot on Feb. 26, the freshman is batting .542 (13-for-24) with five RBI in seven games.

Mar 9, 2018 at San Diego, Calif.

Air Force..... 000 110 000 - 2 5 1 (4-9)

#25 San Diego State..... 001 001 01X - 3 5 2 (9-4)

WP-FERNANDEZ, Jorge (2-1) LP-GILBERT, Jake (1-1) T-2:44 A-707
HR SDSU - MAYEAUX, Grant (1)

Jacob Erickson got the ball for his first start of the 2018 season and shined, recording seven strikeouts while allowing just five hits and one run. The Aztecs got on the board first with Grant Mayeaux's first home run of the season. Chase Calabuig drove in his team-leading 11th RBI of the year to tie the game at 2-2 in the bottom of the sixth, hitting an opposite-field RBI double to left center to score David Hensley. It was Calabuig again who provided the much-needed offense, as aggressive base running in the bottom of the eighth while at third base eventually led to an opportunity to score on a wild pitch thrown by Air Force's Shawn Kelly.

- Combining his 147 wins as an assistant at Mesa State (now Colorado Mesa), his 467 wins as an assistant at New Mexico, his 273 wins as an assistant at San Diego State, and now, his 113 wins as head coach at SDSU, head coach Mark Martinez has now been in the dugout for 1,000 collegiate baseball victories since starting his coaching career in 1984.

- Jacob Erickson made his 100th collegiate pitching appearance.

Mar 11, 2018 at San Diego, Calif. - Game 1

Air Force..... 000 042 100 - 7 10 0 (5-9)

#25 San Diego State..... 000 000 021 - 3 11 2 (9-5)

WP-HARGREAVES, Matt (1-3) LP-PYATT, Harrison (1-1) T-2:56 A-381
HR AF - READY, Nic (4) SDSU - BIBLE, Chad (2)

Air Force jumped out to a 7-0 lead before Chad Bible's second home run of the year cut SDSU's deficit to 7-2. Chase Calabuig later drove in a run on a RBI single. Bible led SDSU with a 3-for-5 showing at the plate.

Mar 11, 2018 at San Diego, Calif. - Game 2

Air Force..... 000 000 011 - 2 4 2 (5-10)

#25 San Diego State..... 210 000 00X - 3 7 2 (10-5)

WP-HILL, Garrett (3-0) Save-FERNANDEZ, Jorge(3) LP-HOLLOWAY, Ryan (1-1) T-2:50 A-801

The Aztecs fell victim to a three-run ninth inning against No. 4 Arkansas, as back-to-back walks and a throwing error to start the ninth inning eventually allowed three runs to cross in the final frame. Denz'1 Chapman tripled in the third inning and later scored on a Jax Biggers throwing error to tie the game at 1-1.

- Matt Rudick extended his hitting streak to a team-best nine games and his on-base streak to a team-best 13 games. The freshman reached base in all 13 of his collegiate starts.

- Garrett Hill continues to lead the weekend rotation, leading Aztec starting pitchers with a 1.25 ERA, 30 strikeouts, and .197 opponent batting average.

Mar 13, 2018 at San Diego, Calif.

#25 San Diego State..... 000 007 101 - 9 7 1 (11-5)

San Diego..... 001 010 100 - 3 8 3 (9-8)

WP-RITCHESON, Daniel (1-1) LP-DONATELLA, Anthony (1-1) T-3:53 A-1064

SDSU took an 8-3 decision over San Diego at Fowler Park, using a seven-run sixth inning to overcome an early 2-0 deficit and salvage a split of the season series against the Toreros. Facing a 2-0 hole heading into the sixth inning, the Aztecs broke out for its largest single-inning outburst of the season, scoring seven runs with the help of two hits, three walks, and three Torero errors.

- San Diego State's seven runs scored in the sixth inning is the most its scored this season and the most scored since scoring 10 in the first inning against Fresno State in the Mountain West tournament on May 25, 2017.

- San Diego State is 7-1 all-time at USD's Fowler Park and have outscored the Toreros 47-20 in those games.

- SDSU is 10-5 in its last 15 meetings against crosstown foe USD.

- Chad Bible logged his fifth multi-hit performance in his last seven games and is hitting .462 (12-for-26) over that span.

Mar 16, 2018 at San Luis Obispo, Calif.

#25 San Diego State..... 310 020 300 - 9 11 1 (12-5)

Cal Poly..... 000 015 010 - 7 13 4 (7-11)

WP-FERNANDEZ, Jorge (3-1) Save-FLORES, Jacob(1) LP-Zill, Jarred (0-2) T-3:30 A-1150

The Aztecs opened the game with a 6-0 lead, including a three-run first inning. Matt Rudick, who led the Aztecs at the top of the order with a 3-for-4 performance, started the game off with a leadoff single. The bats continued to produce after Chad Bible reached on a two-out error, with Jordan Verdon capitalizing on a 2-RBI double and Dean Nevarez following with an RBI single.

- Jordan Verdon led SDSU with four RBIs

- Jacob Flores recorded his first career save

- Jorge Fernandez earned the win with 2.1 innings pitched, allowing only one hit and one unearned run.

Mar 17, 2018 at San Luis Obispo, Calif.

#25 San Diego State..... 000 102 100 - 4 14 0 (12-6)

Cal Poly..... 000 001 031 - 5 10 0 (8-11)

WP-Schneider, Cam (2-23) LP-SCHMITT, Casey (0-1) T-3:04 A-1395

SDSU fell victim to a walk-off wild pitch in the bottom of the ninth inning, despite taking a 4-1 lead into the bottom of the eighth.

At the plate, the Aztecs outthit Cal Poly, 14-10. SDSU had five players with multi-hit performances, including Escobedo, who notched a career-high four hits in a 4-for-4 day. Nevarez recorded a 3-for-4 showing at the plate, while Verdon, Calabuig, and David Hensley each had a pair of hits.

GAME RECAPS/POSTGAME NOTES

Mar 18, 2018 at San Luis Obispo, Calif.

#25 San Diego State..... 003 000 000 - 3 10 0 (13-6)

Cal Poly..... 000 000 002 - 2 9 1 (8-12)

WP-HILL, Garrett (4-0) Save-FERNANDEZ, Jorge(4) LP-Nelson, Darren (2-2)
T-2:48 A-1321 A-1321

Highlighted by Garrett Hill's 6.2 shutout innings, SDSU earned a series win over Cal Poly in the series finale. Hill, who lowered his season ERA to 0.95 and earned his fourth win of the season in his Sunday outing, finished the day with 6.2 innings pitched, five strikeouts — all swinging — with five hits and three walks allowed.

SDSU scored all its runs in a three-run top of the third that started with back-to-back singles by Jacob Maekawa and Matt Rudick. Chase Calabuig later drove in Maekawa on a single up the middle, and to cap SDSU's scoring, Jordan Verdon continued his hot streak with a two-RBI single to right-centerfield to score Rudick and David Hensley.

- In San Diego State's 3-1 week, Verdon paced the offense to the tune of an 8-for-17 (.471) showing at the plate, logging six doubles with nine RBI for a .824 slugging percentage. He later went on to win both Collegiate Baseball National Player of the Week and Mountain West Player of the Week.

Mar 20, 2018 at San Diego, Calif.

CSU Bakersfield..... 000 000 130 - 4 8 2 (9-13)

#25 San Diego State..... 011 000 012 - 5 13 3 (14-6)

WP-MARDUENO, Adrian (2-0) LP-Dewsnap, Naithean (1-1) T-2:55 A-655
HR SDSU - ESCOBEDO, Julian (1)

Dean Nevarez's walk-off single with two outs and the bases loaded in the bottom of the ninth inning sealed SDSU's 5-4 win over CSU Bakersfield. The game started with three freshmen shining for the Aztecs on the mound, as Jacob Flores, Casey O'Sullivan, and Daniel Ritcheson combined to give the Aztecs six shutout innings. Four of the game's first six innings for SDSU pitching were 1-2-3 frames and the trio combined for two hits allowed, one walk, one hit by pitch, while striking out five.

- San Diego State is 12-2 in its last 14 one-run games.
- Over his last six games played, Julian Escobedo is 10-for-18 (.556) with a home run and three RBIs.

Mar 23, 2018 at Las Vegas, Nev.

NR/#25 San Diego State..... 001 101 000 - 3 10 0 (14-7)

#24/NR UNLV..... 200 100 01X - 4 10 0 (20-3)

WP-ANDERSON, A. (2-0) Save-MENENDEZ, B.(7) LP-ERICKSON, Jacob (1-1)
T-2:38 A-776 HR SDSU - BIBLE, Chad, NEVAREZ, Dean HR UNLV - ISBEL, K.

The Aztecs responded to a 2-0 hole with Chase Calabuig hitting an RBI double in the top of the third to score Julian Escobedo before Dean Nevarez hit a game-tying solo home run in the top of the fourth to knot the score at 2-2.

The Aztecs went to the long ball to tie the game once again in the top of the sixth, as Chad Bible hit his team-leading third home run of the season to tie the game at 3-3.

The Rebels took a 4-3 lead in the bottom of the eighth with a Grant Robbins RBI double. UNLV closer Bryan Menendez retired SDSU's hitters in order in the top of the ninth to seal UNLV's 20th win of the season.

- The Aztecs fall to 7-2 in its last nine games in Las Vegas.
- In just his fourth career start against UNLV, Dean Nevarez hit his fourth career home run against the Rebels. Over his career, Nevarez is 9-for-20 (.450) with four home runs, eight runs scored, 15 RBI, and a 1.300 slugging percentage when playing UNLV.

Mar 24, 2018 at Las Vegas, Nev.

NR/#25 San Diego State..... 241 013 312 - 17 18 2 (15-7)

#24/NR UNLV..... 010 104 200 - 8 13 2 (20-4)

WP-HILL, Garrett (5-0) LP-HORN, T. (2-1) T-3:24 A-676
HR SDSU - BIBLE, Chad, VERDON, Jordan, MAEKAWA, Jacob

All nine Aztecs in the starting lineup reached base and eight of nine recorded at least one hit. Bible (4-for-6, 4 RBIs) and Schmitt (4-for-5, 4 RBIs) combined for eight of SDSU's season-high 18 hits and eight of SDSU's season-high 15 RBIs. Other players with multi-hit performances included Verdon (3-for-6, 3 RBIs), Julian Escobedo (2-for-4) and David Hensley (2-for-4).

- Garrett Hill saw a 21.1 inning scoreless streak come to an end in the bottom of the second inning. It was the first run Hill has allowed in conference play this season. On the year, Hill is 5-0 with a 1.32 ERA in addition to a 3-0 record and 0.98 ERA in Mountain West play.
- With the win, the Aztecs earn its first victory over a nationally ranked opponent since defeating No. 25 San Diego 10-1 on March 14, 2017.

Mar 25, 2018 at Las Vegas, Nev.

NR/#25 San Diego State..... 205 731 301 - 22 23 2 (16-7)

#24/NR UNLV..... 302 100 100 - 7 10 3 (20-5)

WP-RITCHESON, Daniel (2-1) LP-MADDUX, C. (2-3) T-3:36 A-886
HR SDSU - CALABUIG, Chase, BIBLE, Chad, VERDON, Jordan, NEVAREZ, Dean

SDSU exploded for 22 runs and 23 hits in a 22-7 drubbing of UNLV, leaving the Aztecs with its fifth consecutive weekend series win and now have sole possession of second place in the Mountain West, sitting just a half-game back of Nevada. SDSU scored in seven of a nine possible frames in the contest. All nine starters registered at least one hit and scored at least one run, while eight of nine starters posted at least one RBI.

- San Diego State's 39 runs over its last two games is the most over a two-game span since scoring 43 against Air Force from May 5-6, 2006. It is the first time since 2003, when SDSU defeated Air Force 19-2 and 18-4 on March 23, 2003, and March 22, 2003, respectively, that the Aztecs have scored 17 or more runs in back-to-back games.
- The Aztecs improve to 9-2 in its last 11 games in Las Vegas.
- Chad Bible became the first SDSU player since Danny Sheehan and Seby Zavala (both homered in three consecutive games from May 22-23, 2015) to hit a home run in three consecutive games.
- SDSU's 22 runs against UNLV is tied for most runs the Aztecs have ever scored against the Rebels in 149 all-time meetings. The Aztecs also scored 22 in a 22-1 win over UNLV on March 29, 1997.
- Jordan Verdon's 6-RBI performance is the most by an Aztec since Steven Pallares drove in eight runs against Air Force on March 21, 2015.

Mar 27, 2018 at Long Beach, Calif.

#23 San Diego State..... 000 302 000 - 5 8 0 (17-7)

Long Beach State..... 000 010 100 - 2 7 0 (10-15)

WP-MARDUENO, Adrian (3-0) Save-FERNANDEZ, Jorge(5) LP-Seminaris (1-3)
T-3:41 A-1954

Justin Goossen-Brown made the midweek start for the Aztecs and performed well, allowing just one hit over 3.1 innings of work. Goossen-Brown struck out three, walked one, and retired nine of the first 10 batters he faced.

Adrian Mardueno improved to 3-0 on the year after pitching 1.1 innings of shutout, hitless relief, which included stranding a pair of inherited runners in the fifth inning.

- SDSU is 20-6 against Big West teams since the start of the 2017 season.
- SDSU is 8-2 in its last 10 games.
- Jordan Verdon extended his team-high on-base streak to 21 games and his team-best hitting streak to 10 games.

Mar 29, 2018 at San Diego, Calif.

New Mexico..... 000 200 030 - 5 8 3 (11-12-1)

#23 San Diego State..... 001 030 000 - 4 5 0 (17-8)

WP-EMOND, Malachi (3-1) Save-TRIPPI(6) LP-FERNANDEZ, Jorge (3-2)
T-3:00 A-546

Jacob Erickson continued an impressive start to his senior campaign, turning in a quality start for the Aztecs with 6.2 innings pitched and scattering five hits and two runs. Erickson, who is now just one appearance shy of tying SDSU's all-time pitching appearance record, logged a career-high eight strikeouts in a 99-pitch outing against the Lobos Thursday night. The Aztecs showed signs of a potential comeback in the bottom of the ninth, as a leadoff Escobedo hit by pitch ended a run of nine consecutive SDSU batters retired. Escobedo advanced to second on a softly hit groundout by Schmitt and advanced to third after Maekawa grounded out to third base. With the tying-run just 90 feet away, New Mexico closer Chris Tripp forced Matt Rudick to fly out to right field and end the ballgame.

- The Aztecs are 8-3 in its last 11 games. All three losses over that span have come by a one-run margin.

Mar 30, 2018 at San Diego, Calif.

New Mexico..... 080 001 000 - 9 5 1 (12-12-1)

#23 San Diego State..... 022 000 010 - 5 9 1 (17-9)

WP-GARLEY, Nathaniel (2-1) LP-PYATT, Harrison (1-2) T-3:42 A-743

An eight-run second inning for the Lobos dug a hole for the Aztecs early on, as the pitching staff surrendered three hit by pitches, five walks, two hits, and a balk. A two-out error allowed the Lobos to score six unearned runs in the inning. The Aztec lineup immediately began to chip away at the deficit, however, with Jacob Maekawa drawing a bases-loaded walk and Matt Rudick driving in Julian Escobedo on a groundout to second base to help the Aztecs plate a pair in the bottom of the second. SDSU posted another two-spot in the third inning, thanks to a well-hit RBI double in the left centerfield gap by Escobedo to score Dean Nevarez and Jordan Verdon.

- It is the first series loss for the Aztecs this season. SDSU has won five of six weekend series in 2018, 11 of its last 14 Mountain West series, and 15 of its last 18 series overall.
- SDSU had its 24-game winning streak when scoring five or more runs come to an end.
- It is the first time in the 2018 season the Aztecs have suffered back-to-back losses. The Aztecs were a perfect 14-0 in its last 14 games following a loss entering this contest.

Mar 31, 2018 at San Diego, Calif.

New Mexico..... 000 000 002 - 2 4 1 (12-13-1)

#23 San Diego State..... 010 020 00X - 3 9 0 (18-9)

WP-HILL, Garrett (6-0) Save-FERNANDEZ, Jorge(6) LP-DYE, Cody (2-4)
T-2:42 A-413 HR NM - MANG, Jared

Garrett Hill turned in a season-high 8.1 innings with only one run allowed on three hits and four walks, while striking out seven. Hill's only run allowed was due to a two-run home run allowed by Jorge Fernandez in the ninth inning. Prior to that, Hill did not allow a New Mexico runner to reach second base. Joe Fitzhugh's first collegiate RBI coming on a line-drive single to centerfield scored Julian Escobedo for a 1-0 SDSU lead in the bottom of the second. The Aztecs extended that lead further in the fifth, with Jacob Maekawa's leadoff double setting the table for a Chase Calabuig RBI double and a Jordan Verdon sacrifice fly to extend SDSU's lead to 3-0.

- Jacob Maekawa logged a career-high three hits, going 3-for-3 with a run scored.
- Julian Escobedo extended his hitting streak to 11 games with a 2-for-4 performance in Saturday's series finale. Over that span, Escobedo is hitting .524 (22-for-42) with a home run, two doubles, and 11 RBIs. Escobedo has recorded five multi-hit performances in his last six games played.

GAME RECAPS/POSTGAME NOTES

Apr 2, 2018 at San Diego, Calif.

Washington..... 000 102 100 - 4 9 1 (13-12)
 San Diego State..... 000 204 00X - 6 13 1 (19-9)
 WP-ERICKSON, Jacob (2-1) Save-SCHMITT, Casey(1) LP-Emanuel, Stevie (4-2)
 T-2:40 A-609

Justin Goossen-Brown logged another successful start for the Aztecs, going 5.1 innings on the mound for SDSU, allowing just one earned run and four hits allowed.
 Washington broke a scoreless tie in the top of the fourth, however, the Aztecs were quick to the task of responding, as a Chase Calabuig leadoff double kick-started a two-run, four-hit inning for the Aztecs that featured RBIs from Dean Nevarez and Casey Schmitt. Casey Schmitt impressed in his 2.2 innings of work to earn his first save of the year, allowing just one hit during his outing.

- The Aztecs are 5-1 in its last six games against Pac-12 teams.
- Julian Escobedo and Chase Calabuig both extended their hitting streaks to a team season-best 12 games.
- Calabuig logged a career-high three doubles on Monday, becoming the first Aztec this season with three doubles in a game and the first since Andrew Brown hit three at Air Force on May 13, 2017.

Apr 3, 2018 at Lake Elsinore, Calif.

Long Beach State..... 000 000 010 - 1 2 1 (11-18)
 San Diego State..... 300 002 00X - 5 8 1 (20-9)
 WP-PYATT, Harrison (2-2) LP-Seminaris (1-4) T-2:50 A-777

Harrison Pyatt took a no-hitter bid into the eighth inning before surrendering his first and only hit of the game in SDSU baseball's 5-1 victory over Long Beach State at Lake Elsinore Diamond. SDSU got the bats going early with a three-run first inning. Jordan Verdon hit his 16th double of the season to give the Aztecs a pair of runners in scoring position and in the next at-bat, Dean Nevarez converted on the run-scoring opportunity with a single plating both Verdon and David Hensley. The Aztecs capped the scoring on an RBI single by Casey Schmitt that brought home Nevarez.

- Jordan Verdon hit his 16th and 17th doubles of the season in a 3-for-3 day at the plate to claim sole possession of the national lead in doubles. Teammate Chase Calabuig currently sits in a tie for fourth in the country with 14 doubles.
- SDSU's two hits allowed is a season-best for the Aztecs. It's the fewest hits allowed for the Aztecs since allowing one to Fresno State on March 25, 2017.
- Playing at Lake Elsinore Diamond for the fourth consecutive season, SDSU evens its record in Lake Elsinore to 3-3 and has won each of its last two games.

Apr 7, 2018 at USAF Academy, Colo. - Game 1

San Diego State..... 000 000 000 - 0 5 0 (20-10)
 Air Force..... 011 000 00X - 2 10 0 (13-16)
 WP-BIANCALANA, Nick (3-1) Save-HOLLOWAY, Ryan(1) LP-HILL, Garrett (6-1)
 T-2:19 A-111

SDSU was shutout for the first time in the 2018 season. SDSU accumulated just five hits in the contest and were hindered in scoring opportunities by going 0-for-4 with runners in scoring position and 1-for-8 with runners on base.

Garrett Hill suffered his first loss of the season in tough-luck fashion, allowing just two runs over 6.2 innings of work while striking out five and walking one.
 All the offense the Falcons mustered came in the second and third, with a Nic Ready solo home run in the second inning and a Colby Brown RBI single in the third.

- Jacob Erickson became SDSU's all-time career appearances leader after relieving Hill, recording the 107th outing of his career on Saturday. Erickson set the new all-time Aztec record in impressive fashion, retiring all four batters he faced.

Apr 7, 2018 at USAF Academy, Colo. - Game 2

San Diego State..... 102 002 200 - 7 17 5 (20-11)
 Air Force..... 010 004 70X - 12 10 2 (14-16)
 WP-KELLEY, Shawn (1-0) LP-FERNANDEZ, Jorge (3-3) T-3:04 A-111
 HR SDSU - BIBLE, Chad (6), ESCOBEDO, Julian (2)

With the game tied at 1-1, the Aztecs recorded three consecutive extra-base hits with a Calabuig triple and back-to-back doubles by Jordan Verdon and Chad Bible created a 3-1 lead for SDSU.

Air Force made that lead short-lived, however, as the Falcons used a 34-minute rain delay, four walks and a two-out 2-RBI double by Jacob Booker to tie the game at 5-5 in the bottom of the sixth. Despite the big inning for the Falcons, SDSU was quick to respond, opening the top of the seventh with back-to-back home runs by Bible and Julian Escobedo.

Again, Air Force continued the see-saw trend in the bottom of the seventh, using a 2-RBI double by Rob Dou and a two-run homer by Nic Ready to take a 9-7 lead. The frame finished with three Aztec errors, allowing Air Force to grab a five-run lead and bring the score to its final, 12-7.

Apr 8, 2018 at USAF Academy, Colo.

San Diego State..... 400 061 310 - 15 19 0 (21-11)
 Air Force..... 100 131 032 - 11 19 1 (14-17)
 WP-MARDUENO, Adrian (4-0) LP-MORTENSON, Tyler (1-5) T-3:12 A-101
 HR SDSU - VERDON, Jordan (4), HENSLEY, David (2), SCHMITT, Casey (1), FITZHUGH, Joe (1)

SDSU defeated Air Force in the series finale 15-11 with the help of 19 total hits, four home runs, and seven total extra-base hits. SDSU started its offensively-focused day with a four-run first inning that featured a three-run inside-the-park home run by David Hensley.

After Air Force made the game tighter with a run in the bottom of the first and a run in the bottom of the fourth, SDSU broke things open with a six-run fifth inning to take a 10-2 lead. A pair of freshman hit back-to-back homers in the frame -- both the first of their respective collegiate careers -- as Casey Schmitt hit a two-run shot just before classmate Joe Fitzhugh hit a solo homer to cap SDSU's fifth-inning outburst.

Jordan Verdon concluded SDSU's 15-run showing with a solo home run, good for his fourth long ball of the season. On the mound, Justin Goossen-Brown posted 4.1 innings in his first weekend start of the year, allowing four earned runs on 11 hits. Adrian Mardueno improved to 4-0 on the year, posting 3.2 innings in relief of Goossen-Brown.

Apr 10, 2018 at San Diego, Calif.

UC Irvine..... 070 102 000 - 10 14 1 (18-13)
 San Diego State..... 000 000 002 - 2 10 1 (21-12)
 WP-Denholm, Trenton (2-4) LP-ERICKSON, Jacob (2-2) T-2:33 A-559
 HR UCI - Fitzpatrick, Ryan (6)

SDSU found itself in a large hole early in the game, as UC Irvine jumped out to a 7-0 lead after a seven-run second inning. The Anteaters recorded seven base hits in the frame, including three doubles and a Ryan Fitzpatrick three-run home run that capped the second-inning outburst. UC Irvine's lead grew to 10-0 after a run in the fourth and two runs in the sixth. The Aztecs avoided the shutout with a two-run bottom of the ninth that featured RBI singles by David Hensley and Grant Mayeaux.

- David Hensley went 4-for-4 to extend his on-base streak to 26, tying the longest streak by an Aztec since the start of the 2016 season. Hensley also pitched a 1-2-3 ninth inning.
- SDSU sees a five-game non-conference winning streak snapped after Tuesday's setback.

Apr 13, 2018 at San Diego, Calif.

Cal State Fullerton. 001 000 101 - 3 10 0 (16-16)
 San Diego State..... 300 000 03X - 6 9 0 (22-12)
 WP-ERICKSON, Jacob (3-2) Save-SCHMITT, Casey(2) LP-Eastman, Colton (4-3)
 T-3:20 A-681 HR SDSU - CALABUIG, Chase (4)

The Aztecs jumped on CSF ace Colton Eastman early with a three-run first inning, including a two-run home run by Chase Calabuig and a wild pitch that allowed Jordan Verdon to score. Eastman settled into his outing after the Aztecs first-inning three-spot, allowing just two hits the following six innings, allowing CSF to cut SDSU's lead to just 3-2. Harrison Pyatt allowed just one run over four innings of work in his return to the weekend rotation. After Pyatt got into a bases-loaded, no-out jam in the top of the fifth, Jacob Erickson came on and stranded all three of his inherited runners, inducing a 5-2 fielder's choice and a 6-3 double play to end the threat and preserve SDSU's 3-1 lead. Erickson earned his third win of the season, pitching three innings with three hits and one run allowed while striking out a pair and walking none.

- San Diego State won its third consecutive game against Cal State Fullerton, marking the first time since 1968 that the Aztecs have defeated the Titans in three consecutive meetings.
- SDSU is 6-1 in its last seven non-conference games.
- SDSU improves to 22-7 against Big West programs since the start of the 2017 season. SDSU is 8-3 against BW teams in 2018.

Apr 14, 2018 at San Diego, Calif.

Cal State Fullerton. 330 101 014 - 13 18 3 (17-16)
 San Diego State..... 400 001 040 - 9 12 2 (22-13)
 WP-Conine, Brett (1-0) LP-MARDUENO, Adrian (4-1) T-4:18 A-1203
 HR SDSU - VERDON, Jordan (5)

After the Titans opened the game with a three-run top of the first, SDSU showed its ability to fight back with a four-run bottom half, including a one-out two-run home run by Jordan Verdon that cleared the wall in right field. Later in the inning, Chad Bible drove home Dean Nevarez on a single through the middle of the infield and Casey Schmitt singled home Julian Escobedo erase CSF's 3-0 advantage and give the Aztecs an early 4-3 lead.

A two-out error allowed CSF to extend its lead to 9-5 in the top of the eighth. The Aztecs were up for the late-inning task of closing the Titan lead, tying the game at 9-9 in the bottom of the eighth in thanks to an RBI double by Chase Calabuig, a two-out RBI single by Chad Bible after an 11-pitch at bat, and a pair of Titan errors allowed four runs to cross the plate in a four-run, two-hit inning. CSF responded with its own four-spot in the ninth after each of the first six batters in the inning reached base to take a 13-9 lead.

- Game duration of 4:18 is the longest for a nine-inning game since losing to USC 12-11 in the 2015 NCAA Regional in Lake Elsinore. That game ended SDSU's 2015 campaign and lasted 4:25.

Apr 15, 2018 at San Diego, Calif.

Cal State Fullerton. 002 310 000 - 6 10 2 (17-17)
 San Diego State..... 216 000 00X - 9 15 2 (23-13)

WP-WINSTON, Christian (1-0) Save-SCHMITT, Casey(3) LP-Quezada, Andrew (1-4) T-3:55 A-1203 HR CSF - Prescott, Chris (2) HR SDSU - HENSLEY, David (3)
 SDSU scored in each of the game's first three frames and jumped out to a 2-0 lead after Chase Calabuig doubled home a pair of runs, scoring David Hensley and Matt Rudick in the first. In the second, SDSU added a run on a Jacob Maekawa RBI single before breaking things open in the third with a six-run, four-hit showing. Each of the first seven batters in the inning reached base, beginning with David Hensley's third home run of the season. Julian Escobedo drew a bases-loaded walk and Chad Bible smacked a 2-RBI opposite-field double off the wall in right-center to extend SDSU's lead to 7-2. The Aztecs capped the third-inning with a Casey Schmitt RBI single and a Maekawa sacrifice fly, extending the lead to 9-2.

- San Diego State improves to 5-4 against teams which participated in the College World Series the year prior since Mark Martinez took over as head coach before the 2015 season.
- SDSU leaps to 23-8 against Big West teams since the start of the 2017 season.
- SDSU is now 4-1 in its last five meetings against Cal State Fullerton

GAME RECAPS/POSTGAME NOTES

Apr 17, 2018 at San Diego, Calif.

CSUN..... 000 002 000 - 2 3 2 (17-19)

San Diego State..... 000 000 30X - 3 7 2 (24-13)

WP-MARDUENO, Adrian (5-1) Save-SCHMITT, Casey(4) LP-Shenefield, Hayden (1-2) T-3:18 A-318

In his first start of the 2018 season, Jorge Fernandez kept the CSUN bats close to silent, allowing just one hit in four shutout innings of work. After Fernandez's departure, CSUN was able to collect back-to-back sacrifice flies after loading the bases with no outs in the sixth inning for a 2-0 lead. After Chad Bible was hit by a pitch to lead off the seventh inning, Sean Ross hit an RBI double to left that allowed Bible to score all the way from first and cut CSUN's lead to 2-1. The Aztecs tied the game after an errant throw by CSUN third baseman Nolan Burnstead allowed Ross to cross home. The Aztecs took the lead on a two-out, four-pitch, bases-loaded walk drawn by Dean Nevarez that had Jacob Maekawa scoring the eventual game-winning run.

- SDSU extends its home winning streak against CSUN to 11. The Aztecs have not lost to the Matadors at home since 1996.
- SDSU is 7-1 in its last eight meetings against CSUN.

Apr 20, 2018 at San Diego, Calif.

Fresno State..... 000 000 200 - 2 7 1 (22-15)

San Diego State..... 000 001 20X - 3 9 3 (25-13)

WP-MARDUENO, Adrian (6-1) Save-SCHMITT, Casey(5) LP-JENSEN, Ryan (2-4) T-3:21 A-459

The Aztecs broke a scoreless tie on the first pitch of the bottom of the sixth, as Dean Nevarez sent a no-doubter over the wall in left field for his fourth home run of the season. Fresno State responded with a pair of runs in the sixth, using a pair of errors on sacrifice bunt attempts to take a 2-1 lead. The Aztecs responded with its own pair of runs in the home half of the inning, as Nevarez logged an RBI single to score Matt Rudick before Julian Escobedo supplied the Aztecs with a 3-2 lead after driving in Jordan Verdon on an RBI single of his own in the next at-bat.

- The Aztecs recorded its 10th game of the season with 10 or more strikeouts, having struck out 14 Bulldog hitters Friday night.
- SDSU has won three of its last four meetings against Fresno State.
- Over his last three starts, Harrison Pyatt owns a 1.06 ERA, having allowed just two earned runs and nine hits over 17 innings pitched. Pyatt has also struck out 17 batters and held opposing hitters to a .153 opponent batting average over that span.

Apr 21, 2018 at San Diego, Calif.

Fresno State..... 001 101 400 - 7 13 2 (23-15)

San Diego State..... 200 000 002 - 4 5 1 (25-14)

WP-GONZALEZ, Edgar (6-2) LP-HILL, Garrett (6-2) T-3:15 A-863

Despite being held hitless for 13 consecutive at-bats between the fifth to ninth innings, the Aztecs showed signs of a potential comeback in the ninth, with David Hensley and Jordan Verdon both working walks before eventually being driven on a Dean Nevarez RBI single and a Chad Bible bases-loaded hit by pitch, respectively. With the bases loaded and the potential game-winning run at the plate, Fresno State's Davis Moore was able to work around his control issues and prevent any chance of an Aztec comeback, forcing Grant Mayeaux to pop out to shortstop to end the game. The Aztecs were hindered by going 3-for-21 with runners on base and 2-for-13 with runners in scoring position.

Hill was dealt the loss despite turning in a quality start, allowing just two earned runs on six hits over six innings pitched while striking out five. Casey O'Sullivan posted a strong performance out of the bullpen, scattering three hits over 2.1 shutout innings of work while striking out three and walking none.

- The Aztecs fall to 13-5 when scoring in the first inning. As a team, the Aztecs are hitting .325 with 37 runs in the first inning -- the best totals out of any single inning this season.

Apr 22, 2018 at San Diego, Calif.

Fresno State..... 000 000 000 - 0 4 1 (23-16)

San Diego State..... 000 113 20X - 7 11 0 (26-14)

WP-FERNANDEZ, Jorge (4-3) LP-ARIAS, Jaime (4-1) T-2:37 A-829 HR SDSU - VERDON, Jordan (6), BIBLE, Chad (7)

SDSU posted its first shutout of the season, led by Jorge Fernandez, who was making his second start of the week, pitching six shutout innings with only four hits allowed while striking out seven and not surrendering a walk.

The Aztecs built that 2-0 lead with Jordan Verdon's sixth home run of the year -- a solo shot in the fourth inning -- and a Chase Calabuig RBI single in the fifth inning.

SDSU scored for the third consecutive inning in the sixth, as a no-doubt three-run home run by Chad Bible cleared the wall in left field by a hefty distance to extend SDSU's lead to 5-0. Bible's home run was his seventh of the year, good for the most on the team.

- SDSU earns its 100th win over Fresno State and takes a lead in the all-time series at 100-99. Fresno State becomes the Aztecs have beaten 100 times, joining New Mexico (113 wins), Air Force (108 wins) and Utah (102 wins).

- For the week, Jorge Fernandez posted 10 shutout innings while allowing five hits and no walks while striking out 10.

Apr 24, 2018 at Riverside, Calif.

San Diego State..... 200 255 005 - 19 23 0 (27-14)

UC Riverside..... 100 000 000 - 1 6 5 (15-20)

WP-GOOSSEN-BROWN, Just (2-1) LP-Noonan, Jared (1-2) T-3:15 A-172 HR SDSU - VERDON, Jordan (6), NEVAREZ, Dean (5)

SDSU logged three five-run innings, posting five spots in the fifth, sixth, and ninth innings. SDSU's lineup was led by Jordan Verdon, who hit his seventh and eighth home runs of the year in a 3-for-5, 4-RBI performance. David Hensley, Dean Nevarez, and Chad Bible also recorded three-hit performances as SDSU logged 23 base-hits for the contest. On the mound, Justin Goossen-Brown earned the win after a four-inning start, allowing just one first-inning run. The SDSU bullpen impressed as well, as Casey O'Sullivan, Ray Lambert, Jacob Flores and Noah Fluman all recorded one-inning performances without allowing a hit. David Hensley recorded a scoreless ninth inning, allowing one hit with one walk and one strikeout.

- SDSU's 18-run margin of victory is its largest on the road since defeating Air Force, 36-11, in 2006.
- The Aztecs went 12-for-27 with runners on base for the contest.
- SDSU has outscored its opponents 26-1 over its last two games.
- SDSU has held opponents to one or fewer runs in back-to-back games since defeating Long Beach State, 16-1, and Texas Tech, 9-0, on March 10, 2015 and March 13, 2015, respectively.

Apr 27, 2018 at San Diego, Calif.

UNLV..... 000 000 000 - 0 4 0 (29-15)

San Diego State..... 010 000 00X - 1 6 0 (28-14)

WP-PYATT, Harrison (3-2) Save-SCHMITT, Casey(6) LP-STRONG, A. (6-2) T-2:28 A-785

Harrison Pyatt continued his impressive month of April, throwing six shutout innings and recording a career-high nine strikeouts while surrendering just three hits. Pyatt started his outing not allowing a hit to each of the first nine batters he faced. SDSU's lone run came in the bottom of the second, as Casey Schmitt scored Julian Escobedo on a hard-hit RBI double that fell out of Grant Robbins' glove on a full-extension diving catch attempt in the left centerfield gap. Schmitt proved to play a pivotal role on the mound as well, posting 2.1 innings of hitless relief to earn his sixth save of the season.

- SDSU has allowed just one run over its last three games, marking the first time since April 22-23, 2005 vs. Air Force that the Aztecs have held its opponents to one run over a three-game span.
- SDSU has posted two shutouts in its last three games, marking the first time SDSU has thrown two shutouts within three games since pitching back-to-back shutouts against Nevada and CSUN on March 9 and March 11, 2014, respectively.
- SDSU has outscored its opponents 27-1 over its last three games.

Apr 28, 2018 at San Diego, Calif.

UNLV..... 040 101 000 - 6 12 0 (29-16)

San Diego State..... 000 250 00X - 7 11 0 (29-14)

WP-GOOSSEN-BROWN, Just (3-1) Save-HENSELEY, David(1) LP-BOHALL, B. (3-2) T-3:22 A-489

The Aztecs erased UNLV's lead with a five-run fifth inning that was kickstarted by back-to-back one-out singles by Chase Calabuig and Jordan Verdon. Calabuig scored SDSU's third run of the game on a bloop single by Dean Nevarez, and two batters later, Chad Bible delivered the game-tying base-hit with a well-hit two-RBI double down the left field line to tie the game and score both Nevarez and Verdon. The Aztecs took the lead after Casey Schmitt logged his second RBI of the day after grounding out to second to score Julian Escobedo. Bible later scored the eventual game-winning run on a wild pitch to cap SDSU's five-run fifth inning. The Aztec bullpen, led by Justin Goossen-Brown, collectively recorded 5.2 innings of one-run, three-hit performance to keep UNLV's bats quiet in the later stages of the game. Goossen-Brown earned his third win of the season, allowing one hit and one run over two innings pitched.

- SDSU captured its fifth consecutive series win over UNLV and is 10-4 in its last 14 meetings with the Rebels.
- SDSU improves to 12-4 in one-run games this season and have won five consecutive one-run contests.

Apr 29, 2018 at San Diego, Calif.

UNLV..... 000 002 000 - 2 7 2 (29-17)

San Diego State..... 000 300 10X - 4 9 1 (30-14)

WP-FERNANDEZ, Jorge (5-3) Save-SCHMITT, Casey(7) LP-HORN, T. (3-4) T-2:50 A-795

Jorge Fernandez, who entered his start on Sunday with a streak of 10 consecutive scoreless innings, picked up right where he had left off last week, holding UNLV scoreless for the first five innings of the game. After Fernandez allowed a leadoff single to start the game, the right-hander struck out each of UNLV's next five batters and did not allow a hit to each of the next eight hitters he faced. Chase Calabuig, Julian Escobedo, and Chad Bible led SDSU with two hits an one RBI each. Casey Schmitt allowed just one hit over the eighth and ninth innings to earn his seventh save of the season.

- SDSU finishes its season series with UNLV having won five of six meetings against the Rebels. SDSU is 11-4 in its last 15 contests vs. UNLV.
- SDSU has scored 123 runs in its last 12 games against UNLV, good for a 10.5 runs per game average.
- San Diego State completed its first home sweep of UNLV since May 20-22, 2010. The Aztecs have swept the Rebels twice on the road since that point (once in 2012 and once in 2015).

May 1, 2018 at San Diego, Calif.

UC Riverside..... 001 030 110 - 6 11 2 (16-23)

San Diego State..... 115 000 10X - 8 9 3 (31-14)

WP-GOOSSEN-BROWN, Just (4-1) Save-SCHMITT, Casey(8) LP-Breidenthal (1-1) T-3:11 A-283 A-283 HR UCR - Schultz, Colby (2) HR SDSU - CALABUIG, Chase (5), VERDON, Jordan (9), BIBLE, Chad (8)

The Aztecs used the long ball to account for six of its eight runs in the contest, as a solo shot by Chase Calabuig in the first, a three-run homer by Jordan Verdon in the third, and a two-run blast by Chad Bible in the third helped SDSU build a 7-1 lead. Casey Schmitt was called upon in his third save situation in the last four games and lived up to the task, forcing a leadoff groundout before recording a 6-4-3 double play to end the inning and seal SDSU's 8-6 victory. Calabuig (2-for-3, 3 R, RBI), Verdon (3-for-4, 3 RBIs) and Bible (2-for-3, 2 R, RBI) all logged multi-hit performances to contribute seven of SDSU's nine total hits.

- San Diego State is 9-1 in its last 10 games, the best 10-game stretch for the Aztecs since starting the 2015 season 9-1.
- SDSU will finish the 2018 regular season with a 26-8 record against Big West teams since the start of the 2017 season.
- The Aztecs complete a stretch of 12 of 13 games being at home. Over those 12 games, SDSU posted a 9-3 record.

GAME RECAPS/POSTGAME NOTES

May 4, 2018 at Albuquerque, N.M.

San Diego State..... 111 101 231 - 11 15 2 (32-14)
New Mexico..... 000 100 310 - 5 2 0 (15-29-1)

WP-PYATT, Harrison (4-2) Save-WINSTON, Christian(1) LP-SLATEN, Justin (2-8)
T-3:11 A-675 HR SDSU - VERDON, Jordan (10)

For the second time in his last five starts, SDSU starter Harrison Pyatt took a no-hitter bid into the seventh inning to help pave the way for his fourth win of the season. Pyatt's chance at a no-hitter was halted with one out in the seventh inning after UNM's Dan Zakosek doubled down the left field line.

Pyatt finished his day with only two hits and four earned runs allowed while striking out six and walking two.

The Aztecs broke things open in the seventh and eighth, posting five runs over that span to gain a 10-5 lead. Jordan Verdon posted a two-run homer for his team-leading 10th home run of the year in the top of the seventh, while Matt Rudick and Chase Calabuig both posted RBI singles in the top of the eighth.

- San Diego State's current seven-game winning streak is tied for the longest since the start of the 1998 season. The last time SDSU won eight games in a row came in 1997 when SDSU won 12 consecutive games from Feb. 6 - March 5, 1997.

- SDSU has outscored its opponents 57-20 over its current seven-game winning streak.

- Over his last five starts, Harrison Pyatt owns a 1.84 earned run average, having allowed just six earned runs over his last 29.1 innings pitched when starting.

May 11, 2018 at San Diego, Calif.

San Diego State..... 010 000 100 - 2 9 1 (33-16)
San Jose State..... 003 000 00X - 3 7 0 (22-25)

WP-SWIECH, Jake (3-3) Save-DEL MONTA-SMITH, F(4) LP-PYATT, Harrison (4-3)
T-3:15 A-451

San Diego State struck first offensively, using a Jacob Maekawa two-out RBI single to score Julian Escobedo for an early 1-0 lead in the top of the second.

The early lead was shortlived, however, with the Spartans posting three-run, three-hit bottom of the third. SDSU was able to chip away with a run in the seventh, as Matt Rudick led off the frame with a triple down the right-field line before scoring on a Chase Calabuig RBI single. Jacob Erickson impressed out of the bullpen, pitching three shutout innings of relief with only one hit allowed. Erickson struck out four Spartans while not surrendering a walk. Calabuig led the Aztecs offensively, going 3-for-4 with an RBI. Rudick also contributed a multi-hit performance, going 2-for-5 with a run scored.

- San Diego State suffers its first loss against San Jose State since May 20, 2016, snapping a nine-game winning streak when SDSU plays SJSU.

- SDSU had its season-best five-game home winning streak snapped.

- SDSU is 8-2 in its last 10 games. Both losses over that span have come by a one-run margin.

May 13, 2018 at San Diego, Calif.

San Jose State..... 110 020 000 2 - 6 12 0 (23-27)
San Diego State..... 001 100 200 0 - 4 10 0 (35-17)

WP-DEL MONTA-SMITH, F (4-3) Save-CLAWSON, Wesley(6) LP-ERICKSON, Jacob (3-3) A-489 HR SJ - MENDOZA, Johnny (2) HR SDSU - NEVAREZ, Dean (6)

The Aztecs used a long ball of its own in the bottom of the seventh to kickstart a late-inning comeback, as Dean Nevarez launched his sixth home run of the season over the centerfield wall to cut SJSU's lead to 4-3. Later in the inning, Matt Rudick delivered the game-tying blow with an RBI single to centerfield scoring Jacob Maekawa. Jacob Erickson shined in relief to allow the Aztecs to tie the game in the late stages, as the senior left-hander retired 12 batters in a row before allowing a leadoff single in the top of the 10th. SDSU was a mere inches away from walking off winners in the bottom of the ninth inning, as Chase Calabuig rocketed a ground ball at SJSU pitcher Finneas Del Monta-Smith, who picked Calabuig's would-be game-winning hit off the ground to record the 1-3 putout and strand SDSU runners at first and second. SJSU scored two in the 10th to seal the win.

- SDSU suffers its first loss in a series finale in the 2018 season.

Entering the weekend, SDSU's streak of 11 consecutive wins in series finales was the longest active streak in the nation. SDSU also falls to 12-2 on Sundays this season (SDSU's 12-1 record on Sunday entering today was the record on a single day of the week in the nation).

May 5, 2018 at Albuquerque, N.M.

San Diego State..... 300 000 000 - 3 8 2 (32-15)
New Mexico..... 300 001 00X - 4 7 0 (16-29-1)

WP-DYE, Cody (4-6) Save-TRIPP, Christian(8) LP-GOOSSEN-BROWN, Just (4-2)
T-2:52 A-533 A-533 HR SDSU - VERDON, Jordan (11)

Jordan Verdon's three-run home run in the first was the junior's team-leading 11th of the season. That was all of the run production the Aztecs mustered, however, as the Lobos held SDSU to five hits and stranded six Aztec runners on base for the remaining eight innings. New Mexico responded to SDSU's game-opening three-run frame with a trio of runs of its own in the bottom half of the first. The game remained tied until UNM's Justin Watari brought home an unearned run on a two-out RBI single in the bottom of the sixth. The Aztecs showed signs of a comeback in the top of the ninth after Casey Schmitt worked a one-out walk. Schmitt advanced to second after pinch-hitter Grant Mayeaux singled through the left side of the infield, and in the next at-bat, both Schmitt and Mayeaux moved into scoring position after running on a 3-2 pitch that forced Matt Rudick to ground out to shortstop. With the tying run at third and the go-ahead run at second, UNM's closer Chris Tripp struck out David Hensley on a 3-2 pitch that caught the outside edge of the strike zone.

- Verdon entered the SDSU record book with his 18th career home run on Saturday, putting him in a tie for 20th most in program history with MLB and SDSU Hall of Famer Tony Gwynn.

May 12, 2018 at San Diego, Calif. - Game 1

San Jose State..... 000 000 001 - 1 6 1 (22-26)
San Diego State..... 000 000 20X - 2 7 0 (34-16)

WP-GOOSSEN-BROWN, Just (5-2) LP-MITCHEL, Andrew (6-1) T-2:18 A-331 HR SJ - TIMMONS, Shane (7) HR SDSU - BIBLE, Chad (9)

Justin Goossen-Brown pitched SDSU's first complete game of the 2018 season, pitching eight shutout innings before allowing a solo home run in the ninth to earn his fifth win of the season. Goossen-Brown finished his 107-pitch gem with six hits and one run allowed while striking out four and walking one.

Chad Bible broke a scoreless tie for SDSU in the top of the seventh, belting his ninth home run of the year over the wall in left-center field. The Aztecs added what proved to be a very much needed insurance later in the inning, with David Hensley scoring Casey Schmitt on a sacrifice fly to right field for a 2-0 lead.

SJSU's lone run came on a solo home run by first baseman Shane Timmons with two outs in the ninth inning.

- Over his last 16.1 innings pitched, Justin Goossen-Brown has surrendered just two earned runs, good for a 0.55 earned run average over his last three appearances. Goossen-Brown's 3.13 earned run average is now the best on the team.

May 17, 2018 at Reno, Nev.

San Diego State..... 100 024 041 - 12 16 2 (36-17)
Nevada..... 130 120 000 - 7 15 0 (27-22)

WP-MARDUENO, Adrian (7-1) LP-BONNENFANT (0-1) T-3:55 A-750 HR SDSU - VERDON, Jordan (12) HR NV - SHRUM, D. (5)

The game-changing moment came off the bat of Jordan Verdon, who hit a two-out, game-tying grand slam in the top of the sixth to tie the game at 7-7. The Aztecs first three runs of the game came in thanks to a pair of Chad Bible RBI singles and a two-out RBI triple by Julian Escobedo in the top of the fifth.

After Verdon's game-tying blast, the game remained tied until Dean Nevarez gave SDSU an 8-7 advantage with an RBI single to score Chase Calabuig. SDSU added several insurance runs after Verdon scored on a wild pitch and Jacob Maekawa hit a 2-RBI single to bring the score to 11-7 after eight innings.

- Jordan Verdon hit his second grand slam of the season, marking the first time since 2015 that SDSU has hit multiple grand slams in a season. Verdon is the first Aztec in the Mountain West-era (since 2000) to have multiple grand slams in the same season (also hit a grand slam against UNLV on March 25).

- Jordan Verdon recorded his 37th extra-base hit of the season with his grand slam on Friday night, giving him the most extra-base hits in a single season since Chris Gwynn tallied 59 extra-base hits during the 1984 season.

- Calabuig recorded his 250th career hit, becoming the fourth player in Aztec history to reach that mark.

May 6, 2018 at Albuquerque, N.M.

San Diego State..... 300 100 003 - 7 14 0 (33-15)
New Mexico..... 002 001 000 - 3 12 1 (16-30-1)

WP-FERNANDEZ, Jorge (6-3) Save-SCHMITT, Casey(9) LP-GARLEY, Nathaniel (2-3) T-3:20 A-671

For the second consecutive game, SDSU jumped out to a 3-0 lead in the top of the first inning. The Aztecs capitalized on a two-out error by New Mexico left fielder Derek Marshall, as the miscue opened the door for Julian Escobedo's two-RBI double that plated Jordan Verdon and Dean Nevarez.

After New Mexico responded with a two-run third inning, SDSU extended its lead to 4-2 in the ensuing frame, as Casey Schmitt hit a sacrifice fly to right to score Escobedo.

The two-run third inning was SDSU starter Jorge Fernandez's one of few blemishes on the afternoon, as the senior right-hander was one out shy of his third consecutive quality start, pitching 5.2 innings with three runs and seven hits allowed.

- San Diego State has won 11 of its last 13 games. It's the best 13-game stretch for SDSU since starting the 2015 season 12-1.

- SDSU won its first weekend series at New Mexico since taking two-of-three from the Lobos from March 26-28, 2004.

May 12, 2018 at San Diego, Calif. - Game 2

San Jose State..... 000 301 000 - 4 10 1 (22-27)
San Diego State..... 003 314 14X - 16 20 0 (35-16)

WP-HILL, Garrett (7-2) LP-GOLDBERG, Josh (2-7) T-3:18 A-791 HR SJ - MENDOZA, Johnny (1)

SDSU broke things open with a 20-hit barrage against the Spartans, including four-hit performances by both David Hensley and Chase Calabuig. SDSU scored in each of its last six turns at bat, including four-run outbursts in the sixth and eighth innings. Nine different Aztecs recorded at least one hit, led by four-hit performances by Hensley (4-for-6) and Calabuig (4-for-6) and three-hit showings by Matt Rudick (3-for-5) and Jordan Verdon (3-for-5). As a unit, the 1-4 hitters of Rudick, Hensley, Calabuig and Verdon combined to go 14-for-22 (.637) with three doubles, 10 runs scored, and 11 RBIs. Hensley set a new career-high with five RBIs.

- Chase Calabuig posted his team-high 26th multi-hit performance after going 4-for-6 in Saturday's nightcap. 15 of Calabuig's 26 multi-hit games have come in conference play, which is also a team-high.

- The San Diego State bullpen has allowed one earned run over its last nine conference games (34.1 innings pitched), good for a 0.26 earned run average.

May 18, 2018 at Reno, Nev.

San Diego State..... 100 010 010 - 3 8 1 (36-18)
Nevada..... 500 143 00X - 13 10 0 (28-22)

WP-GOMEZ, D. (3-3) LP-PYATT, Harrison (4-4) T-3:15 A-793 HR NV - FOSTER, K. (5)

Jordan Verdon, who hit a pivotal game-tying grand slam last night, continued to swing the bat well, posting RBI doubles in the first and eighth innings to drive in two of SDSU's three runs. Matt Rudick also contributed an RBI base hit, scoring Dean Nevarez on a single in the fifth inning.

Nevada built its lead quickly, posting a five-run first inning and a four-run fifth inning to distance itself early.

- San Diego State is now 5-3 in its last eight games against Nevada.

- Jordan Verdon logged his 25th and 26th doubles of the season in the effort. Verdon's 26 doubles are tied for the most by an Aztec in a single season since Terry Jones and Chris Gwynn both hit a school-record 31 doubles during the 1984 season.

GAME RECAPS/POSTGAME NOTES

May 19, 2018 at Reno, Nev.

San Diego State..... 030 100 240 - 10 12 2 (36-19)

Nevada..... 105 300 21X - 12 13 2 (29-22)

WP-ANDERSON, R. (3-1) Save-CABINIAN, K.(9) LP-GOOSSEN-BROWN,Just (5-3) T:3:30 A-765 HR SDSU - NEVAREZ, Dean (7) HR NV - BOSETTI, T. (1)

In search of kickstarting a late-inning rally, SDSU led off the top of the eighth with back-to-back hits by Grant Mayeaux and Matt Rudick. Mayeaux ultimately scored on a Hensley sacrifice fly, and after Calabuig drew a walk in the next at-bat, Jordan Verdon hit a fly ball that was dropped by Wolf Pack right fielder Mike Echavia, allowing Verdon to reach third base and score both Calabuig and Rudick. Verdon cut Nevada's lead to just one after scoring on a wild pitch brought the score to 11-10. Logan Boyer pitched in three innings of relief for SDSU and retired each of the first six batters he faced. Boyer finished his three-inning outing with two runs and two hits allowed while striking out a game-high five.

- Casey Schmitt retired all three batters he faced in the bottom of the eighth on eight pitches, extending his scoreless inning streak to 22.2 innings.

May 24, 2018 at San Diego, Calif. - MW Tournament

San Jose State..... 000 100 000 - 1 5 0 (26-29)

San Diego State... 000 000 20X - 2 5 0 (37-19)

WP-ERICKSON, Jacob (4-3) LP-MITCHEL, Andrew (6-2) T:2:46 A-765

RBIs by David Hensley and Chase Calabuig in the bottom of the seventh paved the way to a comeback victory over San Jose State in the first round of the Mountain West Championships. Jacob Erickson posted 2.2 innings of perfect relief to earn his fourth win of the season, while in a battle of the two MW Co-Pitchers of the Year, Garrett Hill contributed a quality start with 6.1 innings pitched, allowing just one earned run and five hits. Hill started his outing retiring 12 of the first 13 batters he faced.

- SDSU is 21-6 in the Mountain West tournament since 2013.
- The Aztecs win their third straight MW tournament opening game.
- SDSU improves to 23-10 at Tony Gwynn Stadium this season.
- SDSU (entered this game with a two-game losing streak) has now gone 137 straight games without suffering a three-game losing streak. The Aztecs last dropped three-straight games from April 29-May 1, 2016.
- The Aztecs are 12-2 in their last 14 games against the Spartans.
- SDSU improves to 3-0 all-time against the Spartans in MW tournament play.

May 25, 2018 at San Diego, Calif. - MW Tournament

UNLV..... 003 000 000 000 - 3 7 0 (34-22)

San Diego State... 003 000 000 001 - 4 10 0 (38-19)

WP- SCHMITT (1-1) LP-MENENDEZ (3-2) T:3:41 A-807

A Jordan Verdon walk-off sacrifice fly scoring Jacob Maekawa solidified SDSU's spot in the MW Championship game, ending a 12-inning affair against No. 4-seeded UNLV. The San Diego State bullpen, highlighted by Casey Schmitt's first collegiate win, faced the minimum over 7.1 innings and allowed just one hit.

- Game tied the MW tournament record for the longest game (12 innings).
- This marked the longest game of the season (by innings) for SDSU this season.
- Marked San Diego State's third walk-off victory of the season (Feb. 23 vs. Arizona, Jacob Maekawa run on wild pitch, March 20 vs. CSU Bakersfield, Dean Nevarez walk-off single.)
- SDSU won for the second straight night and the ninth time this season when the opponent scores first.
- SDSU improves to 12-4 in its last 16 games against UNLV.

May 26, 2018 at San Diego, Calif. - MW Tournament

UNLV..... 000 401 000 - 5 7 2 (35-23)

San Diego State... 020 405 21X - 14 18 1 (39-19)

WP- ERICKSON (5-3) LP-CLARK (0-1) T:3:01 A-1203

SDSU HR - NEVAREZ, Dean (8)

San Diego State won its fifth Mountain West Championship in the last six years with a 14-5 win over No. 4-seeded UNLV.

A two-run home run by Dean Nevarez supplied the Aztecs with a 2-0 lead in the bottom of the second. After a four-run fourth for UNLV gave the Aztecs a two-run deficit, Casey Schmitt hit a game-tying two run double and took a two-run lead after a pair of runs scored on an error by third baseman Dillon Johnson. SDSU went on to add insurance runs with a five-run sixth, two-run seventh, and a run in the eighth. Nevarez and Hensley led the team with three hits each.

- Tonight, San Diego State was 13-of-25 (.520) with runners on base and 9-of-16 (.563) with runners in scoring position.
- All nine SDSU batters had at least one hit, eight scored a run and six had at least one RBI.
- San Diego State ends the home portion of its season with a 25-10 mark at Tony Gwynn Stadium.
- San Diego State is 10-2 in its last 12 home games.
- For the third consecutive game, SDSU rallied to win. On Thursday, the Aztecs trailed 1-0 entering the bottom of the seventh, yesterday, SDSU trailed 3-0 entering the bottom of the third and today, San Diego State was down 4-2 entering the bottom of the 4th.
- SDSU's bullpen pitched 14.1 innings during the MW Championship and allowed just one run and two hits.



2018 NCAA Division I Baseball Championship

Regionals
June 14
vs. Campus or Neutral Sites
Double Elimination
First-Round Pairings

Super Regionals

June 8-10 or June 9-11
Campus or Neutral Sites
Double Elimination
Best-of-Three Games

Men's College World Series (CWS)
June 16-26/27
Omaha, Nebraska
Double Elimination
First-Round Pairings
Best-of-Three CWS Finals

Regionals
June 14
vs. Campus or Neutral Sites
Double Elimination
First-Round Pairings

Super Regionals

June 8-10 or June 9-11
Campus or Neutral Sites
Double Elimination
Best-of-Three Games

Regionals
June 14
vs. Campus or Neutral Sites
Double Elimination
First-Round Pairings

Super Regionals

June 8-10 or June 9-11
Campus or Neutral Sites
Double Elimination
Best-of-Three Games

#1 *Florida (42 - 17)
vs.
#4 Columbia (20 - 28)
#3 Fla. Atlantic (40 - 17)
#2 Jacksonville (39 - 19)

Regional Champion

Super Regional Champion

#1 *NC State (40 - 16)
vs.
#4 Army West Point (36 - 22)
#3 Northeastern (36 - 19)
#2 Auburn (39 - 21)

Regional Champion

Super Regional Champion

#1 *Texas Tech (39 - 17)
vs.
#4 New Mexico St. (40 - 20)
#3 Kent St. (39 - 16)
#2 Louisville (43 - 17)

Regional Champion

Super Regional Champion

#1 *Georgia (37 - 19)
vs.
#4 Campbell (35 - 24)
#3 Troy (41 - 19)
#2 Duke (40 - 15)

Regional Champion

Super Regional Champion

#1 *Arkansas (39 - 18)
vs.
#4 Oral Roberts (38 - 18)
#3 DBU (40 - 19)
#2 Southern Miss. (43 - 16)

Regional Champion

Super Regional Champion

#1 *East Carolina (43 - 16)
#4 UNCW (37 - 21)
#3 Ohio St. (36 - 22)
#2 South Carolina (33 - 24)

Regional Champion

Super Regional Champion

#1 *Texas (37 - 20)
vs.
#4 Texas Southern (27 - 26)
#3 Texas A&M (39 - 20)
#2 Indiana (38 - 17)

Regional Champion

Super Regional Champion

#1 *Ole Miss (46 - 15)
vs.
#4 Saint Louis (38 - 18)
#3 Missouri St. (39 - 15)
#2 Tennessee Tech (48 - 9)

Regional Champion

© 2018 National Collegiate Athletic Association. No commercial use without the NCAA's written permission. The NCAA approves all forms of sports wagering.

* Host Institution

Official



National Top 16 Seeds

1. Florida (42-17)
2. Stanford (44-10)
3. Oregon St. (44-10-1)
4. Ole Miss (46-15)
5. Arkansas (39-18)
6. North Carolina (38-18)
7. Florida St. (43-17)
8. Georgia (37-19)
9. Texas Tech (39-17)
10. Clemson (45-14)
11. Stetson (45-11)
12. East Carolina (43-16)
13. Texas (37-20)
14. Minnesota (41-13)
15. Coastal Caro. (42-17)
16. NC State (40-16)

#1 *Stanford (44 - 10)
vs.
#4 Wright St. (39 - 15)
#3 Cal St. Fullerton (32 - 23)
#2 Baylor (36 - 19)

Regional Champion

Super Regional Champion

#1 *Coastal Caro. (42 - 17)
vs.
#4 LIU Brooklyn (31 - 24)
#3 Washington (30 - 23)
#2 UConn (35 - 20 - 1)

Regional Champion

Super Regional Champion

#1 *Clemson (45 - 14)
vs.
#4 Morehead St. (37 - 24)
#3 St. John's (NV) (39 - 15)
#2 Vanderbilt (31 - 25)

Regional Champion

Super Regional Champion

#1 *Florida St. (43 - 17)
vs.
#4 Samford (36 - 24)
#3 Oklahoma (36 - 23)
#2 Mississippi St. (31 - 25)

Regional Champion

Super Regional Champion

#1 *North Carolina (38 - 18)
vs.
#4 N.C. A&T (32 - 23)
#3 Houston (36 - 23)
#2 Purdue (37 - 19)

Regional Champion

Super Regional Champion

#1 *Stetson (45 - 11)
#4 Hartford (26 - 29)
#3 Oklahoma St. (29 - 24)
#2 South Fla. (35 - 20)

Regional Champion

Super Regional Champion

#1 *Minnesota (41 - 13)
vs.
#4 Canisius (35 - 20)
#3 Gonzaga (32 - 22)
#2 UCLA (36 - 19)

Regional Champion

Super Regional Champion

#1 *Oregon St. (44 - 10 - 1)
vs.
#4 Northwestern St. (37 - 22)
#3 San Diego St. (39 - 19)
#2 LSU (37 - 25)

Regional Champion



2018 TV/RADIO ROSTER



#1 JULIAN
ESCOBEDO



#2 RYAN
ORR



#3 JACOB
MAEKAWA



#8 CASEY
SCHMITT



#9 MATT
RUDICK



#10 NICHOLAS
ISRAEL




#12 ADRIAN
MARDUENO



#13 CASEY
O'SULLIVAN



#14 SPENCER
WESTON



#15 LOGAN
BOYER



#18 JOE
FITZHUGH



#20 RAY
LAMBERT



#21 JORDAN
VERDON



#22 DAVID
HENSLEY




#23 CHAD
BIBLE



#24 NOAH
FLUMAN



#25 DEAN
NEVAREZ



#27 JORGE
FERNANDEZ



#28 JOHN
DEARTH



#29 TRAVIS
WESTON



#30 DANIEL
RITCHESON



#31 HARRISON
PYATT



#32 DENZ'L
CHAPMAN



#33 CHRISTIAN
WINSTON



#34 CHASE
CALABUIG



#36 JACOB
FLORES



#38 JACOB
ERICKSON



#39 GARRETT
HILL



#40 SEAN
ROSS



#41 GRANT
MAYEAUX



#42 TRE
BROWN



#43 CLARK
EDER




#48 JUSTIN
GOOSSEN-BROWN



HC MARK
MARTINEZ



PC/AC SAM
PERAZA



AC/RC JOE
OLIVEIRA



VAC DANNY
BENEDETTI

Peraza makes pitching changes and mound visits. Oliveira coaches third base, Benedetti coaches first base.