

Media Information



SAN DIEGO STATE BASKETBALL

General Information

Location	San Diego, Calif., 92182
Founded	1897
Enrollment	32,936
Nickname	Aztecs
Colors	Scarlet and Black
PMS Color	185
Arena	Cox Arena at Aztec Bowl
Opened	1997
Capacity	12,414
Affiliation	NCAA Division I
Conference	Mountain West
President	Dr. Stephen Weber
Alma Mater (Year)	Bowling Green (1964)
Athletics Director	Jeff Schemmel
Alma Mater (Year)	Kansas State (1976)
Athletic Department Phone	.619-594-3019
Ticket Office Phone	.619-283-7378 or 619-283-SDSU

History

Seasons of Basketball	Entering 85th
First Season of Basketball	1921-22
All-Time Record	1,138-990
NCAA Tournament Appearances	7
Seasons of Div. I Basketball	Entering 36th
First Season of Div. I Basketball	1970-71
All-Time Div. I Record	449-544
NCAA Div. I Tournament Appearances	4
Last NCAA Appearance	2002
NIT Appearances	2
Last NIT Appearance	2003

Media Relations

Associate SID/MBB	Mike May
SID Main Office Number	.619-594-5547
May Cell Phone	.619-957-8372
SID Fax Number	.619-582-6541
May E-mail	mmay@mail.sdsu.edu
Associate AD/SID	Kevin Klintworth
Klintworth E-mail	kklintwo@mail.sdsu.edu
SID Mailing Address	Aztec Media Relations 3014 Aztec Athletics Center 5302 55th Street San Diego State University San Diego, CA 92182

Basketball Staff

Head Coach	Steve Fisher
Alma Mater (Year)	Illinois State (1967)
Record at SDSU (Years)	.81-97 (6)
Record Overall (Years)	.265-179 (14 full)
Basketball Office Phone	.619-594-6249
Best Time to Contact Fisher	Contact May
Assistant Head Coach	Brian Dutcher
Alma Mater (Year)	Minnesota (1982)
Assistant Coach	Gregg Gottlieb
Alma Mater (Year)	UCLA (1995)
Assistant Coach	Mark Hughes
Alma Mater	Michigan (1989)
Director of Basketball Operations	Mark Fisher
Alma Mater (Year)	Michigan (2001)
Director of Player Development	Matt Soria
Alma Mater (Year)	San Diego State (2001)
Basketball Trainer	Mark Haines
Alma Mater (Year)	Metropolitan State (1987)
Administrative Assistant	Marty Malano

Team Information

	Total	Home	Away	Neu.
2004-05 Record	11-18	7-9	3-8	1-1
2004-05 MWC Record	4-10	2-5	2-5	
Mountain West Finish				.6th
MWC Tournament				Semifinals (1-1)
Postseason				none
Starters Returning/Lost				4/1
Letterwinners Returning/Lost				7/5

Media Information

Radio Station	XPRS-AM 1090
Play-By-Play Announcer	Ted Leitner
PBP Phone Number	(858) 453-9153
Radio Analyst	John Kentera
Analyst Phone Number	(858) 453-9153
Video Footage Contact	Brian Murphy
VFC Phone Number	(619) 594-7617
Beat Writer	Ed Graney San Diego Union-Tribune 619-293-2203
Beat Writer	Mike Sullivan North County Times 760-739-6645

Media Services

SID Office Phone	.619-594-5547
SID Office Fax	.619-582-6541
Cox Arena Press Row	.619-265-5853
SDSU Athletics Website	www.goaztecs.com

2005-06 Roster Breakdown

Starters Returning (4)

Player	Ht	Wt	Cl	Pos.	PPG	RPG
Mohamed Camara	6-10	265	Sr.	C	2.4	3.8
Brandon Heath	6-3	183	Jr.	G	18.3	3.7*
John Sharper	6-0	195	Sr.	G	6.0	1.3*
Marcus Slaughter	6-8	223	Jr.	F	17.8	9.0

Total Letterwinners Returning (7)

Player	Ht	Wt	Cl	Pos.	PPG	RPG
Mohamed Camara	6-10	265	Sr.	C	2.4	3.8
Trimaine Davis	6-8	223	Sr.	F	5.2	2.3
Brandon Heath	6-3	183	Jr.	G	18.3	3.7*
John Sharper	6-0	195	Sr.	G	6.0	1.3*
Marcus Slaughter	6-8	223	Jr.	F	7.9	6.8
Tyler Smith	6-2	208	So.	G	2.2	1.6
Matt Thomas	6-3	191	So.	G	6.1	3.4

Other Returning Players (2)

Player	Ht	Wt	Cl	Pos.
Chris Lamb	6-9	205	Fr-RS	F
Tim McGrath	6-5	182	Fr-RS	F

Newcomers (5)

Player	Ht	Wt	Cl	Pos.
Mohamed Abukar	6-10	210	Jr.**	F
Brett Hoerner	6-11	200	Fr.	F
Kyle Spain	6-6	205	Fr.	F
Kashif Watson	6-3	180	Fr.	G
Richie Williams	5-9	150	Fr.	G

Starters Lost (1)

Player	Ht	Wt	Cl	Pos.	PPG	RPG
Chris Walton	6-8	234	Exp.	F	6.3	2.6

Total Letterwinners Lost (5)

Player	Ht	Wt	Cl	Pos.	PPG	RPG
Travis Hanour	6-6	202	Exp.	G	1.0	1.0
Jared Ines	6-7	234	Exp.	F	1.6	0.0
Tommy Johnson	6-3	186	Exp.	G	1.0	0.8
Chris Manker	7-0	225	Exp.	C	6.8	2.7
Chris Walton	6-8	234	Exp.	F	6.3	2.6

Honors Candidates

- Marcus Slaughter - Conference Player of the Year, All-Region
- Brandon Heath - Conference Player of the Year, All-Region
- Mohamed Abukar - MWC Newcomer of the Year

* - Indicates assists per game.

** - Eligible for competition in mid-December

Rosters



SAN DIEGO STATE BASKETBALL

2005-06 San Diego State Alphabetical Roster

No.	Name	Pos.	Ht.	Wt.	Yr.	Exp.	Most Recent Div. I Season			Hometown (High School/Previous School)
							PPG	RPG	APG	
	Mohamed Abukar	C	6-10	210	Jr.	Tr.	5.0	1.4	0.6	San Diego, Calif. (Rancho Bernardo High/Univ. of Florida)
50	Mohamed Camara	C	6-10	265	Sr.	1L	2.4	3.8	0.5	Conakry, Guinea (Moore (Ky.) High/Riverside (Calif.) College)
20	Trimaine Davis	F	6-6	202	Sr.	2L	5.2	2.3	0.2	West Pittsburg, Calif. (Pittsburg High)
1	Brandon Heath	G	6-3	183	Jr.	2L	18.3	3.5	3.7	Los Angeles, Calif. (Westchester High)
	Brett Hoerner	F	6-11	200	Fr.	HS	---	---	---	Fullerton, Calif. (Fullerton High)
30	Chris Lamb	F	6-9	205	Fr.	RS	---	---	---	Louisville, Colo. (Monarch High)
24	Tim McGrath	F	6-5	182	Fr.	RS	---	---	---	Santa Monica, Calif. (Santa Monica High)
15	John Sharper	G	6-0	195	Sr.	3L	6.0	1.1	1.3	Oakland, Calif. (St. Mary's High)
42	Marcus Slaughter	F	6-8	223	Jr.	2L	17.8	9.0	1.3	Riverside, Calif. (J.W. North High)
11	Tyler Smith	G	6-2	208	So.	1L	2.2	1.6	1.2	San Clemente, Calif. (Santa Margarita Catholic High)
	Kyle Spain	F	6-6	205	Fr.	HS	---	---	---	Newark, Calif. (Newark Memorial High)
21	Matt Thomas	G	6-3	191	So.	1L	6.1	3.4	1.5	Riverside, Calif. (Martin Luther King High)
	Kashif Watson	G	6-3	180	Fr.	HS	---	---	---	Las Vegas, Nev. (Bishop Gorman High)
	Richie Williams	G	5-9	150	Fr.	HS	---	---	---	Spring Valley, Calif. (Steele Canyon High)

2005-06 San Diego State Numerical Roster

No.	Name	Pos.	Ht.	Wt.	Yr.	Exp.	Most Recent Div. I Season			Hometown (High School/Previous School)
							PPG	RPG	APG	
1	Brandon Heath	G	6-3	183	Jr.	2L	18.3	3.5	3.7	Los Angeles, Calif. (Westchester High)
11	Tyler Smith	G	6-2	208	So.	1L	2.2	1.6	1.2	San Clemente, Calif. (Santa Margarita Catholic High)
15	John Sharper	G	6-0	195	Sr.	3L	6.0	1.1	1.3	Oakland, Calif. (St. Mary's High)
20	Trimaine Davis	F	6-6	202	Sr.	2L	5.2	2.3	0.2	West Pittsburg, Calif. (Pittsburg High)
21	Matt Thomas	G	6-3	191	So.	1L	6.1	3.4	1.5	Riverside, Calif. (Martin Luther King High)
24	Tim McGrath	F	6-5	182	Fr.	RS	---	---	---	Santa Monica, Calif. (Santa Monica High)
30	Chris Lamb	F	6-9	205	Fr.	RS	---	---	---	Louisville, Colo. (Monarch High)
42	Marcus Slaughter	F	6-8	223	Jr.	2L	17.8	9.0	1.3	Riverside, Calif. (J.W. North High)
50	Mohamed Camara	C	6-10	265	Sr.	1L	2.4	3.8	0.5	Conakry, Guinea (Moore (Ky.) High/Riverside (Calif.) College)
	Mohamed Abukar	C	6-10	210	Jr.	Tr.	5.0	1.4	0.6	San Diego, Calif. (Rancho Bernardo High/Univ. of Florida)
	Brett Hoerner	F	6-11	200	Fr.	HS	---	---	---	Fullerton, Calif. (Fullerton High)
	Kyle Spain	F	6-6	205	Fr.	HS	---	---	---	Newark, Calif. (Newark Memorial High)
	Kashif Watson	G	6-3	180	Fr.	HS	---	---	---	Las Vegas, Nev. (Bishop Gorman High)
	Richie Williams	G	5-9	150	Fr.	HS	---	---	---	Spring Valley, Calif. (Steele Canyon High)

Head Coach: Steve Fisher (Illinois State, 1967)
Assistant Head Coach: Brian Dutcher (Minnesota, 1982)
Assistant Coaches: Gregg Gottlieb (UCLA, 1995), Mark Hughes (Michigan, 1989)
Director of Operations: Mark Fisher (Michigan, 2001)
Dir. of Player Development: Matt Soria (San Diego State, 2001)
Athletic Trainer: Mark Haines (Metropolitan State College, 1987)

Year refers to basketball eligibility for the 2004-05 season.

<p>► Pronunciations</p> <p>Mohamed Abukar Mohamed AH-boo-kar Mohamed Camara Mohamed kuh-MAR-uh Brett Hoerner Brett HORN-er Kashif Watson Kuh-SHEEF Watson</p>	<p>► By Class</p> <p>Seniors (3) Mohamed Camara, Trimaine Davis, John Sharper</p> <p>Juniors (3) Mohamed Abukar, Brandon Heath, Marcus Slaughter</p>	<p>Sophomores (2) Tyler Smith, Matt Thomas</p> <p>Freshmen (6) Brett Hoerner, Chris Lamb, Tim McGrath, Kyle Spain, Kashif Watson, Richie Williams</p>	<p>► By Position</p> <p>Guards (6) Brandon Heath, John Sharper, Tyler Smith, Matt Thomas, Kashif Watson, Richie Williams</p> <p>Forwards (6) Trimaine Davis, Brett Hoerner, Chris Lamb, Tim McGrath, Marcus Slaughter, Kyle Spain</p> <p>Centers (2) Mohamed Abukar, Mohamed Camara</p>
---	---	---	--

INTRODUCTION

San Diego State 2005-06 Men's Basketball Schedule

As of July 27, 2005

Date	Day	Opponent	Site	Time	TV	Schedule Note
Exhibition Game						
Nov. 3	Thur.	ST. XAVIER	Cox Arena	7:05 p.m. PST		
Top of the World Classic (Carlson Center; Fairbanks, Alaska)						
Nov. 17	Thu.	at Alaska Fairbanks	Fairbanks, Alaska	6:00 p.m. AST		► First trip to Alaska for SDSU hoops program; 3rd exempt tourney of Fisher era
Nov. 19	Sat.	vs. Illinois-Chicago/Montana State		Noon or 5:30 p.m. AST		► First meeting with Nanooks, which went 21-9 last season
Nov. 20	Sun.	vs. Denver/Kennesaw St./Lamar/Southern Mississippi		TBA		
Nov. 26	Sat.	ALBANY	Cox Arena	7:05 p.m. PST		► First meeting between teams; Nov. 26 is latest home opener since 1994-95
Nov. 30	Wed.	at San Diego	San Diego, Calif.			► Aztecs won last three, including 83-63 last year; 4 of last 5 decided by 5 pts. or less
Dec. 3	Sat.	POINT LOMA NAZARENE	Cox Arena	7:05 p.m. PST		► Last regular season meeting; Jan. 2, 1965; SDSU won exh. game 87-67 last yr.
Dec. 6	Tue.	at California	Berkeley, Calif.			► Meeting for 5th time; last time at Cal was '41; Previous 4 gms. decided by 7 total pts.
San Diego SLAM (Cox Arena; San Diego, Calif.)						
Dec. 10	Sat.	San Diego vs. TBA	Cox Arena			
Dec. 10	Sat.	San Diego State vs. TBA	Cox Arena			► Second annual San Diego SLAM; Last year was USC v. USD and SDSU v. Cal
Dec. 17	Sat.	UC SANTA BARBARA	Cox Arena	7:05 p.m. PST		► Aztecs lead series 52-34 and won seven of last eight in San Diego
Dec. 20	Tue.	^UMBC	Cox Arena	TBA		► First meeting with the Retrievers; Doubleheader with SDSU women
Dec. 27	Tue.	at Providence	Providence, R.I.	2:00 p.m. EST		► Aztecs play at first Big East opponent since '81; Lost 71-53 at Georgetown
Dec. 31	Sat.	LOYOLA MARYMOUNT	Cox Arena	Noon PST		► Meet for 3rd straight yr.; In San Diego: Aztecs lead 23-9 and have won 6 of last 7
Jan. 4	Wed.	*COLORADO STATE	Cox Arena	7:05 p.m. PST		► SDSU has won 3 straight conference openers; SDSU won 4 of last 5 at home
Jan. 7	Sat.	*at Air Force	Colorado Springs, Colo.			► Aztecs eliminated AFA from MWC Tourney '05; Last win at USAFA was 2003
Jan. 11	Wed.	*at Utah	Salt Lake City, Utah			► SDSU is 1-25 lifetime at Utah (won on 2/25/82)
Jan. 14	Sat.	*UNLV	Cox Arena	7:05 p.m. PST		► Teams have split season series last two years; Heath: 100 career pts. vs. UNLV
Jan. 18	Wed.	*at TCU	Fort Worth, Texas			► TCU leads 3-0; Frogs won last meeting 91-69 on Feb. 14, 1998, in Fort Worth
Jan. 21	Sat.	*BRIGHAM YOUNG	Cox Arena	7:05 p.m. PST		► SDSU swept series last year and has won three of last four overall
Jan. 25	Wed.	*NEW MEXICO	Cox Arena	7:05 p.m. PST		► Lobos have won four straight in series; Aztecs have won 3 of last 4 at Cox
Jan. 28	Sat.	*at Wyoming	Laramie, Wyo.			► SDSU 4-20 all-time at Wyoming, but have won 2 of last 3 in Laramie
Feb. 4	Sat.	*at Colorado State	Fort Collins, Colo.			► SDSU has lost at CSU in OT in both '03 (2OT) and '04
Feb. 8	Wed.	*AIR FORCE	Cox Arena	7:05 p.m. PST		► Aztecs are 19-6 vs. AFA at home; won three of last four contests at Cox
Feb. 11	Sat.	*UTAH	Cox Arena	Noon PST	ESPN+Plus	► Only win vs. Utah since '95 came at Cox on 1/18/03
Feb. 16	Thur.	*at UNLV	Las Vegas, Nev.	8:00 p.m. PST	ESPN2	► Aztecs have three all-time wins at UNLV ('79, '02, '05); 2 of those under Fisher
Feb. 18	Sat.	*TCU	Cox Arena	7:05 p.m. PST		► 3rd straight game against an '05 postseason opponent; Frogs 3rd visit to SDSU
Feb. 22	Wed.	*at Brigham Young	Provo, Utah	7:00 p.m. PST		► Walton's shot as time expired gave SDSU win at BYU last season
Feb. 25	Sat.	*at New Mexico	Albuquerque, N.M.	1:00 p.m. MST	ESPN+Plus	► Aztecs are 4-23 at New Mexico; Holcomb had 23 pts., 9 rebs. in 2002 SDSU win
Mar. 1	Wed.	*WYOMING	Cox Arena	7:05 p.m. PST		► SDSU has won 2 of last 3 vs. UW at Cox; Last season Cowboys won in OT
Mar. 3	Fri.	SOUTH DAKOTA STATE	Cox Arena	7:05 p.m. PST		► 2nd meeting; Aztecs claimed 64-49 last year; Senior Night game
Mar. 7-11	Tue.-Sat.	at Mountain West Conference Basketball Tournament (Pepsi Center; Denver, Colo.)				► SDSU tries to repeat 2002 MWC title

All ESPN+Plus and SportsWest televised games will air locally on Channel 4 San Diego

* - Indicates Mountain West Conference game. ^ - Indicates doubleheader with SDSU women's basketball team.

TIDBITS...

■ For the first time in 36 seasons at the Division I level, San Diego State will return two players that earned first- or second-team all-conference accolades the previous season. The Aztecs return second-team all-MWC members Marcus Slaughter and Brandon Heath. Slaughter and Heath are actually the top two returning vote getters off the all-league team as the first team was comprised of four seniors and the NBA's number one draft pick Andrew Bogut. The last time SDSU returned even one player off a member off a first or second all-league team was in 1997-98 when SDSU returned second-team all-WAC Pacific Division selection Jason Richey.

■ In Steve Fisher's career, he has coached six teams in which he has returned four or more starters off a team he coached the preceding season. He has guided all six of those clubs to the postseason (five NCAA trips and an NIT championship) and those teams have averaged 24.7 victories and have claimed 19 postseason victories in those six seasons. San Diego State returns four starters this season and seven of the top nine scorers off last season's club.

■ San Diego State returns the Mountain West Conference's top returning two scorers (Heath and Slaughter), the top rebounder (Slaughter), the leaders in steals (Heath) and the second leading player in assists (Heath) this season.

Aztec Basketball

2 0 0 5 - 0 6 S U M M E R P R O S P E C T U S

With Four Starters Returning - Including the Top Two Returning Players in the Mountain West Conference -- and Seven Players Back that Started at Least Six Games in 2004-05, Expectations are High for the Aztecs in 2005-06

It is hard to remember more optimism entering a San Diego State basketball season.

The marquee returning players, coupled with a high-profile transfer and a recruiting class which has been referenced as top 20 nationally has Aztec fans thinking about the a third postseason appearance in the last five seasons.

Reasons for that optimism:

► - San Diego State has the top two returning vote getters off the 2004-05 all-Mountain West Conference team in juniors Marcus Slaughter and Brandon Heath.

► - San Diego State returns four starters off last season's squad. Steve Fisher has returned at least four starters off a team he has coached six times, advancing to the NCAA Tournament on five occasions and winning the postseason NIT the other season.

► - San Diego State returns seven players that started at least six games last season.

► - In December, San Diego State welcome's 6-10 University of Florida transfer Mohamed Abukar to the lineup. Abukar averaged more than 10 minutes of playing time for the Gators as a sophomore last season and exploded for 22 points in a game against Florida A&M last season.

► - San Diego State's recruiting class has been referenced as a top 20 class nationally by Hoop Scoop.

► - San Diego State returns 82.8 percent of its scoring, 82.8 percent of its rebounding and 80.1 percent of its assists from last season. In four of the previous six seasons that the Aztecs percentage of points, rebounds and assists added together equals 202 or higher, SDSU has advanced to the NCAA Tournament. This season, that total is 245.7, the highest figure since 1975-76.

What's Back

As previously mentioned, San Diego State returns the two returning vote getters off the 2004-05 all-Mountain West Conference team as part of four starters and seven letterwinners returning. The Aztecs return five of the top six scorers, the top four rebounders and top four assist men from the 2004-05 season.

San Diego State returns four players in the backcourt, including 6-3 junior Brandon Heath. Heath, a second-team all-conference selection last season, is the leading returning scorer and second leading returnee in assists in the Mountain West Conference from last season. A two-year starter for the Aztecs, Heath averaged team-highs with 18.3 points, 3.7 assists, and 34.4 minutes last season.

Heath is joined in the backcourt by 6-0 senior John Sharper, 6-3 sophomore Matt Thomas and 6-2 sophomore Tyler Smith. Those three players combined to make 39 starts for the Aztecs last season. The trio missed one game between the three of them all season.

Sharper, continues to be one of the top three-point shooters in the conference and is arguably one of the best on-ball defenders in the league. He averaged 6.0 points and connected on 43 three-point field goals last season.

What's Back

San Diego State returns the following percentages off the 2004-05 team.

	Pct. Returning
Points	82.8
Field Goals	81.3
Three-Point FGs	73.9
Free Throws	90.8
Rebounds	82.8
Assists	80.1
Blocks	75.6
Steals	85.1
Minutes	79.7
Games Started	83.4

Returning MWC Leaders

Scoring

1. Brandon Heath	18.3
2. Marcus Slaughter	17.8
3. Antoine Hood (AF)	13.0

Rebounding

1. Marcus Slaughter	9.0
2. Louis Amundson (LV)	8.1

Assists

1. Austin Ainge (BY)	4.1
2. Brandon Heath	3.7

Steals

1. Brandon Heath	2.2
------------------	-----

AZTECS AT-A-GLANCE

No.	Name (Career G/GS)	Pos.	Ht.	Wt.	Cl.	PPG	RPG	Misc.	Note	* - Indicates walk-on; ► - Returning Starter
1	► Brandon Heath (59/54)	G	6-3	183	Jr.	18.3	3.5	3.7 apg	Leading returner scorer in MWC; 21 career 20+ scoring gms;	
11	Tyler Smith * (28/8)	G	6-2	208	So.	2.2	1.6	48.6 3FGs	Made 12 of last 20 3FGA; Season 3FGs: 17-of-35; 33 assists and 21 TOs	
15	► John Sharper (86/25)	G	6-0	195	Sr.	6.0	1.1	36.8 3FGs	38.8 career 3FG pct; 2 or more 3's in 12 gms. this season; Made 10 of last 24 3FGs	
20	Trimaime Davis (70/6)	F	6-8	233	Sr.	5.2	2.3	58.6 FGs	73 pts., 35 rebs. in last 9 gms.; Scored in 14 straight gms.; Career 57.5 FG pct.	
21	► Matt Thomas (29/11)	G	6-3	191	So.	6.1	3.4	1.5 apg	74 pts., 49 rebs. in last 8 gms.; 7 10+ scoring gms.; 30+ min. in 7 of last 8 gms.	
24	Tim McGrath (0/0)	F	6-5	182	Fr.	---	---	---	Redshirt last season; High jumped 6-10 in high school.	
30	Chris Lamb (0/0)	F	6-9	205	Fr.	---	---	---	Redshirt last season; Grew nine inches during his prep career	
42	► Marcus Slaughter (57/45)	F	6-8	223	Jr.	17.8	9.0	30 blks.	10+ pts in 27 straight; 10 double-doubles this yr., 12 in career; 6 in last 13 gms.	
50	Mohamed Camara (29/21)	C	6-10	265	Sr.	2.4	3.8	18 blks.	Speaks 6 languages; Avg 8.9 rebs. per 40 min.; 110 rebs. are 2nd on team	
	Mohamed Abukar	C	6-10	210	Jr.					
	Brett Hoerner (0/0)	F	6-11	200	Fr.					
	Kyle Spain (0/0)	F	6-6	205	Fr.					
	Kashif Watson (0/0)	G	6-3	180	Fr.					
	Richie Williams (0/0)	G	5-9	150	Fr.					

Head Coach: Steve Fisher (Illinois State, 1967) • 265-179 (entering 15th full season overall) • 81-97 (entering seventh season at SDSU)

Assistant Head Coach: Brian Dutcher (Minnesota, 1982) **Assistant Coaches:** Gregg Gottlieb (UCLA, 1995), Mark Hughes (Michigan, 1989)

Director of Operations: Mark Fisher (Michigan, 2001) **Athletic Trainer:** Mark Haines (Metropolitan State College, 1987)

**What's Returning
2005-06 vs. 2001-02**

Comparing the percentage of production returning this season vs. what the 2001-02 NCAA Tournament team returned.

Category	05-06	01-02
Points	82.8	78.9
Field Goals	81.3	80.0
3-Point FGs	73.9	72.0
Free Throws	90.8	78.0
Rebounds	82.8	79.7
Assists	80.1	76.8
Blocks	75.6	60.7
Steals	85.1	70.5
Minutes	79.7	75.6
Games Started	83.4	75.7
Pts+Rebs+Ast	245.7	235.4

**Highest Returning
Percentage Since...**

As documented above, SDSU returns an unusually high percentage in several key categories. Below is a look at the last time an Aztec squad returned as high of a percentage in several statistical categories. Highest indicates the percentage is the highest recorded in that category since the statistics started being tracked.

Category	05-06	Highest Since
Points	82.8	1984-85
Rebounds	82.8	1999-00
Assists	80.1	1975-76
Minutes	79.7	1984-85
Games Started	83.4	Highest
Pts+Rebs+Ast	245.7	1975-76

As a true freshman, Thomas established himself as one of the quickest perimeter players on the West Coast. He showed maturity beyond his years, as he was one of just three players to record more assists than turnovers during the season. He also showed big-game potential as he recorded season-highs of 20 points, 10 rebounds and six assists before settling for inaugural season averages of 6.1 points and 3.4 rebounds.

A walk-on true freshman, Smith turned heads last season with his solid play in the backcourt. In addition to connecting on 17-of-35 (48.6 percent) of his three-point field goal attempts, the Smith had 33 assists and just 21 turnovers in 28 games. He averaged 2.2 points and 1.6 rebounds for the campaign.

As if the backcourt wasn't deep enough, the Aztecs welcome incoming freshmen Kashif Watson (Las Vegas, Nev.) and Ritchie Williams (Spring Valley, Calif). Both guards are highly touted out of high school and will be given the opportunity to compete for playing time, particularly at the point guard position.

An experienced frontcourt features 6-8 junior Marcus Slaughter. An all-conference second team selection a year ago, Slaughter is the top returning vote getter off the 2004-05 all-conference team. After testing the NBA Draft waters, the two-year starter returned to San Diego State. Last season, Slaughter averaged 17.8 points, 9.0 rebounds and tied the sophomore class school record with 10 double-doubles. (Michael Cage and Eddy Gordon also recorded 10 double-doubles as sophomores). He has started the last 44 games in which he has played.

Also returning in the frontcourt is 6-8 senior captain Trimaine Davis. The heart and soul of last season's team, Davis has played an undersized center as well as the forward spot for the Aztecs. As last season progressed and his playing time increased, Davis numbers increased. He was fourth on the team in scoring and third in rebounding over the final two months of the season. During that stretch he shot 50 percent or better from the field in 10-of-11 games. He ended the season averaging 5.2 points and 2.3 rebounds.

At center, SDSU returns 6-10 senior Mohamed Camara. Originally from Guinea, Camara proved to be a force on the glass last season and Aztec fans are hopeful that his offensive game will continue to grow during the off season. A 21-game starter last season, Camara averaged 2.4 points and 3.8 rebounds. He pulled down 52 offensive rebounds, the most by any SDSU player in school history with 500 minutes or less of playing time.

The X factor to this season's team may be San Diego native and University of Florida transfer Mohamed Abukar. Listed as a 6-10 center, Abukar will be eligible to play in mid-December and will be classified as a junior. Although listed at center, the coaching staff believes he can play a wing position due to his tremendous athleticism and he will be counted on to be a third scoring option for SDSU. His numbers as a sophomore were skewed as a Gator due to limited playing time (2.7 points, 2.1 rebounds) but he did show the ability for a breakout game when he tallied a career-high 22 points in just 18 minutes of action.

SDSU also returns 6-9 Chris Lamb and 6-5 Tim McGrath in the frontcourt. Both player redshirted during their freshman campaigns but are expected to see action this season. Lamb has hit the weight room hard and has already put on 20 pounds since arriving on campus, while McGrath may be the most athletic player on the squad having recorded a 6-10 high jump as a prep athlete.

Don't discount Aztec freshman recruits Brett Hoerner and Kyle Spain. Both come highly touted and could easily find playing time this season.

Four Starters Returning for Fisher Equals Postseason

In his coaching history, Steve Fisher plus four or more returning starters has resulted in tremendous success. Six previous times Steve Fisher has returned four or more starters from a team coached, with those clubs advancing to NCAA Tournament play on five occasions and winning the postseason NIT championship once. Below is a look at those clubs.

Season	Returning Starters	Final Record	Postseason (Record)
1989-90	4	23-8	NCAA Second Round (1-1)
1991-92	4	25-9	NCAA Runner-Up (5-1)
1992-93	5	31-5	NCAA Runner-Up (5-1)
1993-94	4	24-8	NCAA Regional Finalist (3-1)
1996-97	4	24-11	NIT Champions (5-0)
2001-02	4	21-12	NCAA First Round (0-1)
2004-05	4		

Those six teams have posted a combined 148-53 (73.6 percent) winning percentage, have never failed to win at least 21 games and have an unbelievable 19-5 (79.2 percent) record in postseason games. The only year that one of the above teams failed to win a postseason game was in 2001-02, when in just his third season at SDSU, Fisher guided the Aztecs to the NCAA Tournament, their first postseason appearance since 1985.

Erie Similarities

In addition to returning four starters there are other similarities between the Aztecs' 2001-02 NCAA Tournament team and the 2005-06 squad. Both clubs returned nearly 80 percent of their production from the previous season (see left column), with the 2005-06 team set to return slightly more than the NCAA squad.

Returning percentages appears to be one of the best methods to track San Diego State's postseason chances. Since the 1972-73 season when assists started being tracked, SDSU has gone to the NCAA Tournament four of the six times when the returning percentages of points, rebounds and assists added together are higher than 202. The Aztecs are 0-for-27 in making the NCAA Tournament when that figure falls below 202.

In addition to four postseason trips in the six seasons SDSU has reached the magical 202 figure, SDSU has posted a winning record in five of the six campaigns with the lone exception being Steve Fisher's first season when the Aztecs had a return value of 229.7, and won five games.

This season that number adds up to 245.7, the second highest total in school history.

**What's Returning
2005-06 vs. 2001-02**

Comparing the percentage of production returning this season vs. what the 2001-02 NCAA Tournament team returned.

Category	05-06	01-02
Points	82.8	78.9
Field Goals	81.3	80.0
3-Point FGs	73.9	72.0
Free Throws	90.8	78.0
Rebounds	82.8	79.7
Assists	80.1	76.8
Blocks	75.6	60.7
Steals	85.1	70.5
Minutes	79.7	75.6
Games Started	83.4	75.7
Pts+Rebs+Ast	245.7	235.4

**Highest Returning
Percentage Since...**

As documented above, SDSU returns an unusually high percentage in several key categories. Below is a look at the last time an Aztec squad returned as high of a percentage in several statistical categories. Highest indicates the percentage is the highest recorded in that category since the statistics started being tracked.

Category	05-06	Highest Since
Points	82.8	1984-85
Rebounds	82.8	1999-00
Assists	80.1	1975-76
Minutes	79.7	1984-85
Games Started	83.4	Highest
Pts+Rebs+Ast	245.7	1975-76

Below is a look at the top seven (top six previous and 2005-06) seasons with the highest percentage of points-rebounds-assists returning.

Rk.	Season	Points	Rebounds	Assists	P+R+A	Record	Postseason/Note
1.	1975-76	88.6	82.5	90.4	261.5	16-13	NCAA
2.	2005-06	82.8	82.8	80.1	245.7		
3.	2001-02	78.9	79.7	76.8	235.4	21-12	NCAA
4.	1999-00	72.7	82.8	74.2	229.7	5-23	Fisher's first season
5.	1978-79	83.6	63.3	77.6	224.5	15-12	
6.	1984-85	87.4	77.3	59.0	223.7	23-8	NCAA
7.	1974-75	52.0	71.1	79.2	202.3	14-13	NCAA

The Bad Luck Aztecs

If it wasn't for bad luck, the Aztecs would have no luck at all in 2004-05. The 11-18 record did not begin to demonstrate how close the Aztecs have been to having a solid if not a terrific season. In 2004-05, San Diego State lost three games in which they have led with less than a minute remaining and six games that were a one possession contest with less than 25 seconds to play in regulation.

Since the beginning of the 2003-04 season (last two seasons), San Diego State has lost six games in which it led with less than a minute to play in regulation, 12 games that were a one possession contest with less than 25 seconds to play in regulation and are 0-6 in overtime.

Last season, SDSU was 4-10 in conference, but 0-4 in games decided by four points or less or in overtime.

Other tidbits in San Diego State's 18 losses last season:

- ▶ The Aztecs have led in the final 10 minutes of the game and lost: 8 games
- ▶ San Diego State led for more than 20 minutes of the game and lost: 5 games
- ▶ Lost a game it led at half: 5 games
- ▶ Owned double-digit lead and lost: 3 games

The four overtime losses match Idaho State for the most losses in an extra session this season among the 330 Division I schools with an RPI Ranking.

The Season That Was

Although the Aztecs suffered through a disappointing campaign last season ending the year 11-18 overall and 4-10 in Mountain West Conference play, San Diego State never fielded the team many experts picked for an upper division finish last summer.

The Aztecs were competitive throughout the season despite having the senior class miss 65 games due to illness, injury and suspension. What looked like one of the most experienced teams in school history has had to rely heavily upon underclassmen due to the dismissal of Wesley Stokes (who started 28 of 30 games in 2003-04) and injuries to Chris Walton (groin pull/hip flexor, missed 10 games) and Travis Hanour (tendinitis, missed 26 games). The three projected starters played a total of 520 minutes, or an average of 17.9 minutes a game. Those three players accounted for just 8.8 percent of the teams total minutes.

The result was an exciting, and somewhat inconsistent, season with a number of first and second year players making an immediate impact. And the Aztecs were close to making an impact last season, losing four games in overtime and another three games by four points or less.

The Aztecs started 16 different lineups, 14 of which started two games or less together.

TEAM NOTES & AWARD CANDIDATES

San Diego State

- ▶ - San Diego State has the top two returning vote getters off the 2004-05 all-Mountain West Conference team in juniors Marcus Slaughter and Brandon Heath.
- ▶ - San Diego State returns four starters off last season's squad. Steve Fisher has returned at least four starters off a team he has coached six times, advancing to the NCAA Tournament on five occasions and winning the postseason NIT the other season.
- ▶ - San Diego State returns seven players that started at least six games last season.
- ▶ - In December, San Diego State welcome's 6-10 University of Florida transfer Mohamed Abukar to the lineup. Abukar averaged more than 10 minutes of playing time for the Gators as a sophomore last season and exploded for 22 points against Florida A&M last season.
- ▶ - San Diego State's recruiting class has been referenced as a top 20 class nationally by Hoop Scoop.
- ▶ - San Diego State returns 82.8 percent of its scoring, 82.8 percent of its rebounding and 80.1 percent of its assists from last season. In four of the previous six seasons that the Aztecs percentage of points, rebounds and assists added together equals 202 or higher, SDSU has advanced to the NCAA Tournament. This season, that total is 245.7, the highest figure since 1975-76.



Marcus Slaughter *** Conference Player of the Year Candidate ***

Junior, Forward, 6-8, 233, Riverside, Calif. (J.W. North High)

- ▶ **17.8 ppg, 9.0 rpg, 1.3 apg, 1.4 spg, 30 blocked shots, 34.1 mpg**
- ▶ The top returning vote getter from last season's all-Mountain West Conference team.
- ▶ Last season he became the third player in SDSU's Division I era (joining Michael Cage and Aerick Sanders) and the first non-senior to record at least 475 points, 200 rebounds, 30 steals and 30 blocked shots in the same season.
- ▶ Increased his scoring average from his freshman to sophomore seasons by 9.9 points per game. The second biggest single-season increase in SDSU Division I era history.
- ▶ Enters his junior campaign having started the last 44 games in which he has played and has scored in double figures in 27 consecutive games. The 27-game double-digit scoring streak is the longest during the Steve Fisher SDSU era.
- ▶ His 717 points are the third most by an Aztec player after his sophomore season in the Division I era, trailing only Brandon Heath (945) and Tony Ross (916). He is ahead of the pace set by SDSU's all-time leading scorer Michael Cage, who had 613 points after his sophomore season and ended his career with 1,846 points.
- ▶ Ranked among the Mountain West Conference top eight in six statistical categories (including scoring, rebounding, steals and blocked shots).



Brandon Heath *** Conference Player of the Year Candidate ***

Junior, Guard, 6-3, 183, Los Angeles, Calif. (Westchester High)

- ▶ **18.3 ppg, 3.7 apg, 3.5 rpg, 2.2 spg, 82.0 FT Pct., 34.4 mpg**
- ▶ Second leading returning vote getter from last season's all-Mountain West Conference team behind teammate Marcus Slaughter.
- ▶ He is the leading returning scorer and second-leading returner in assists in the conference.
- ▶ One of five players in the nation and the only sophomore to rank among the top 50 leaders in both scoring and steals.
- ▶ His 945 career points are the most by an Aztec player following their sophomore campaign in school history. He is well ahead of the pace set by SDSU's all-time leading scorer Michael Cage, who had 613 points after his sophomore season and ended his career with 1,846 points.
- ▶ Joined Anthony Watson as the only other player in school history to lead the team in scoring, assists and steals in the same season.
- ▶ Won Mountain West Conference Player of the Week honors twice last season, to join Josh Davis (Wyoming), Marcus Bailey (Wyoming) and Andrew Bogut (Utah) as the only underclassmen to win the honor multiple times.
- ▶ Ranked among the Mountain West Conference top nine in six statistical categories (including scoring, assists, steals free throw percentage, three-point field goals and assist-to-turnover ratio).

Mohamed Abukar

***** MWC Newcomer of the Year Candidate *****

Junior, Center, 6-10, 210, San Diego, Calif. (Rancho Bernardo High/Univ. of Florida)

- ▶ "We have great expectations for Mohamed. He is a scorer. He will come in and immediately give us a third scoring option. With his size he will be a factor inside and with his skill he will be a factor outside. He shoots the ball very well from the perimeter. We expect Mohamed to be an immediate impact player when he is eligible to play in mid-December. We are extremely excited to have him." - Head Coach Steve Fisher.
- ▶ Scored a career-high 22 points in 18 minutes of action against Florida A&M on Nov. 30, 2004.
- ▶ As a senior at Rancho Bernardo High, he averaged a San Diego Section-best 27.8 points and 12.7 rebounds.
- ▶ As a prep, he was a member of the U.S. Junior National Team.

Steve Fisher Says...

On returning four starters and seven letterwinners from the 2004-05 season:

Experience is always a welcomed commodity and we obviously have that starting with our top two returning scorers Brandon Heath and Marcus Slaughter. Both of them are very talented and both have started a great part of their two seasons here. Then, you throw in Matt Thomas and John Sharper and you have guys that have playing experience, much of which is from a starting category. That bodes well for experience.

The issue of concern will be does that experience be enough to turn close losses into close victories. More than any season in my career, we had games that fell into that category but we were unable to win. We need to change that and experience should be a great asset to help change that. We are excited to have all of those components returning to be a good avenue to help jump start for the 2005-06 season.

Areas targeted for improvement in 2005-06:

We must defend better. Sometime it is subtle and the average fan does not recognize it but when you are a coach and have the luxury to review tape, our defense was not the typical defense I have grown accustomed to. Starting with conversion or transition defense. We must be better and not giving an opponent a quick, open look out of transition. We gave way to many of those last year. That goes hand-in-hand with a team being able to verbally communicate and function better from the neck up. We need to be more verbal and be a smarter team and not just in defense. We will be a better defensive team this year.

Offensive we need to make sure we do a better job of making decisions - when to shoot, when to pass, who you are passing to and why. I think offensively our decision making needs to improve and I think through experience that will happen.

We must believe we are good. Confidence has a way of helping you through tough times and tough spots. We need to know we are capable of being extremely successful and usually that is enhanced by winning. We need to work hard and believe we are good enough to win every time we step out on the floor.

On Marcus Slaughter and Brandon Heath:

Marcus is an exceptional rebounder. He has a feel for the ball and has the ability to see angles where the ball is likely to come and he is quick to the ball. He has done a good job of getting to the free-throw line which bodes well for him and for us. He is extremely athletic. He can get out and run the floor. He can rebound the ball, outlet and dunk going the other way.

Marcus is a guy who has grown in his confidence that he is good. I think initially he wanted to fit in and now he wants to step up and accept responsibility which all good players have to do. One quality that I don't think enough people recognize is that Marcus is a very good passer. I think that is a trait that will bode well. He is going to see double teams and he needs to recognize that and take advantage of it.

Brandon's strength continues to be that none competes harder. He has a scorer's mentality. Every time he shoots it he knows it is going in and that can be a double-edge sword. When he gets on streaks as we have seen over the last two seasons he is impossible to stop. He has worked extremely hard not only on his perimeter shot but also that attack off the dribble mid-range shot. He needs to continue to grow in that regard but that is a huge strength of his.

Brandon has the ability to be a lockdown defender. He is a very good one-on-one defender who enjoys the challenge of facing strong offensive players. He is a winner. He has won at every level he has ever played at. He expects to win and that rubs off on other players.

Areas in which Brandon Heath and Marcus Slaughter can improve:

They have to understand that they will be the first players talked about every game by the opposing coach. They will be the focus and in the crosshair. We have always used the phrase 'with rank comes responsibility' and that is Heath and Slaughter this season. They are no longer the new kids on the block and an afterthought, they will be the number one and two options for us. They need to understand that and respond to it.

I think with both of them decision making comes into play. They need to make better decisions. With Brandon, less should be more. I think he will shoot less and score more. He needs to do a better job of when to shoot and when to pass. Marcus needs to continue to work on his ability to face the basket and become more of a player that can utilize his athleticism and legs to remain on balance when he goes inside. He needs to continue to grow in his perimeter defense.

They need to know that they will lead not only by what they do but how they do it not only in games but also in practice. Your best players have to be your harder workers and we need to make sure that happens.

Mohamed Abukar

We have great expectations for Mohamed. He is a scorer. He will come in and immediately give us a third scoring option. With his size he will be a factor inside and with his skill he will be a factor outside. He shoots the ball very well from the perimeter. We expect Mohamed to be an immediate impact player when he is eligible to play in mid-December. We are extremely excited to have him.

Steve Fisher

Entering 15th-Full Season • Entering 7th Season at SDSU • Illinois State, 1967



Record Breakdown

	Career
Home	151-58
Away	64-100
Neutral	50-21

By Month	
November	26-14
December	80-32
January	59-51
February	50-49
March	46-31
April	4-2

Games Decided By/In	
1-Point Games	13-7
2 Points	15-11
3 Points or Less	69-47
Overtime	19-16

One of the nation's most distinguished coaches, Steve Fisher has guided San Diego State's transformation from a college basketball afterthought to one of the most visible programs in the country.

In six short seasons, Steve Fisher has changed the outlook, fortunes and expectations of San Diego State basketball. The Aztecs have been transformed from the ugly duckling that muddled through the first ever Mountain West Conference campaign with an 0-14 record into a program that has produced three .500 or better campaigns in the last five seasons, advanced to postseason play twice in the last four years, claimed a conference championship and the first Division I postseason victory in school history.

It is a school that now regularly goes toe to toe with the west's best basketball programs on the court and in the recruiting wars. It may be the new program on the block but seniority rarely matters in the changing world of college athletics.

When Fisher arrived on the scene, he found a basketball program that wasn't good enough to be called average. The Aztecs had suffered through 13 losing seasons in 14 years. Members of the school's last NCAA team were in the early stages of middle age. The expectations were in place all right. The Aztecs were expected and expecting to lose. The year before his arrival San Diego State won just four games.

The hiring only dates back to March of 1999, so referring to the "Steve Fisher Era" at San Diego State might be considered a bit premature. But with the Aztec banner now flying over the Mountain West Conference, there is little doubt that San Diego State basketball has reached a new level.

On March 26, 1999, San Diego State announced its arrival on the basketball scene in the form of a news conference to introduce its new coach, Steve Fisher. Fresh from a stint with the Sacramento Kings and with three appearances in the Final Four and a national championship in his pocket, he rolled up his sleeves and went to work. And work was needed. It looked to be a daunting challenge and yet the man with one of the highest winning percentages in NCAA Tournament history had no reservations.

No head coaching career, at any level, started quicker than that of Steve Fisher. Six games into his head coaching career he was undefeated and sporting a national championship ring. And the success didn't stop

with the national title.

Fisher's eight plus seasons at the University of Michigan produced a 184-82 (.692) record, nine postseason tournament berths and three trips to the NCAA championship game, including the magical run to the 1989 national title.

Under Fisher, the Wolverines also claimed an NIT championship, won at least 20 games four times and finished among the top three in the powerful Big Ten Conference five times. In 1995, Michigan set a league record by holding opponents to just 39.4 percent shooting from the floor.

Fisher and Company raised the bar even higher in the postseason. His seven NCAA Tournament teams at Michigan combined for a 20-6 record, ranking him fourth among active coaches and ninth in NCAA history with a winning percentage of .769 in the national bracket. Only 13 coaches have taken more teams to the Final Four, including just five that are still active. He is one of three coaches to take three squads to the Final Four in the first five years of a head coaching career, and one of just six coaches to lead a team to the championship of the NIT as well as the NCAA.

His accomplishments may be even greater at San Diego State. In 2001-02 he led the Aztecs to the postseason for the first time since 1985 and for just the fourth time ever. The 21 wins were second most for the school as a Division I program and the most since 1985. The fact that those numbers came after just three seasons signifies what is one of the great recent turnarounds in college basketball.

He followed that up with a third consecutive season with a .500 or better record in 2002-03 and led San Diego State back to the postseason for the second consecutive season for only the second time in the school's Division I history. In addition, SDSU claimed its first Division I postseason victory with a win in the NIT.

The Aztecs survived the loss of four starters and arguably the most difficult schedule in school history to post a 14-16 record in 2003-04. Last season, the Aztecs advanced to the semifinal round of the Mountain West Conference Championship before falling to eventual champion New Mexico.

The future looks even brighter. In 2005-06, SDSU has the top two returning vote getters from last season's all-MWC team, the possible newcomer of the year in the league and a recruiting class that one service ranked as high as 18th nationally.

► Steve Fisher Year By Year

Year	School	W	L	Pct.	Conference			Postseason/Honors
					W	L	Pct.	
1989	Michigan	6	0	1.000				NCAA Champions
1989-90	Michigan	23	8	.742	12	6	.667	NCAA Second Round
1990-91	Michigan	14	15	.483	7	11	.389	NIT First Round
1991-92	Michigan	25	9	.735	11	7	.611	NCAA Runner Up, <i>Basketball Times</i> Coach of the Year
1992-93	Michigan	31	5	.861	15	3	.833	NCAA Runner Up
1993-94	Michigan	24	8	.750	13	5	.722	NCAA Regional Finalist
1994-95	Michigan	17	14	.548	11	7	.611	NCAA First Round
1995-96	Michigan	20	12	.625	10	8	.556	NCAA First Round
1996-97	Michigan	24	11	.686	9	9	.500	NIT Champions
Eight Full Seasons at UM		184	82	.692	88	56	.611	7 NCAA Tournaments, 9 Postseason Appearances
Year	School	W	L	Pct.	W	L	Pct.	Postseason/Honors
1999-00	San Diego State	5	23	.179	0	14	.000	
2000-01	San Diego State	14	14	.500	4	10	.286	8th most improved team in the country (Sagarin Ratings)
2001-02	San Diego State	21	12	.636	7	7	.500	NCAA First Round; Aztecs first NCAA trip since 1985
2002-03	San Diego State	16	14	.532	6	8	.429	NIT Second Round; Aztecs reach postseason in consecutive yrs
2003-04	San Diego State	14	16	.463	5	9	.357	Aztecs win 14+ games for fourth straight year
2004-05	San Diego State	11	18	.370	4	10	.286	Two players that earned all league honors return in 05-06
Six Seasons at SDSU		81	97	.455	26	58	.295	1 NCAA Tournament, 2 Postseason Appearances
		W	L	Pct.	W	L	Pct.	Postseason/Honors
14 Full Season Career		265	179	.597	114	114	.500	8 NCAA Tournaments, 11 Postseason Appearances



Brian Dutcher
Assistant Head Coach
Seventh Season
Minnesota '82

One of Steve Fisher's first moves as head coach at San Diego State was to hire Brian Dutcher as his top assistant. Dutcher, 46, was a regional scout for the Sacramento Kings before assuming the role of assistant head coach at San Diego State.

Dutcher served as assistant coach and later associate head coach at Michigan under Fisher. He spent 10 seasons on the Wolverine staff, establishing himself as one of the nation's top assistant coaches. His first year in Ann Arbor was 1989 and resulted in a national title for Michigan as he assisted then-interim head coach Steve Fisher on the bench.

The Bloomington, Minn., native headed up UM's recruiting efforts in 1990-91 when the Wolverines inked Juwan Howard, Ray Jackson, Jimmy King, Jalen Rose and Chris Webber. The "Fab Five" is considered perhaps the best recruiting class in NCAA history. Dutcher helped lead that group to nearly 100 wins, two berths in the NCAA championship game and a regional final over a four-year period. He was also on the Michigan staff for an NIT championship and a Big Ten tournament title (1998).

Dutcher's recruiting prowess, however, was demonstrated by more than just the "Fab Five" haul. Michigan had the nation's top-ranked recruiting class in 1993-94 and in 1994-95, with a group that included Maurice Taylor and Jerod Ward. The accomplishment marked the first time that a university had the nation's top class in consecutive years, according to recruiting analyst Bob Gibbons.

His efforts at SDSU have quickly gained accolades as well. The first full-year recruiting effort by Steve Fisher, Brian Dutcher and Company resulted in a class that was a consensus top-40 group. Their second effort resulted in a top-25 recruiting class without counting a pair of high-profile transfers. Three seasons ago, Dutcher helped the Aztecs attract SDSU's first McDonald's All-American. Two years ago, Aztec freshmen Brandon Heath and Marcus Slaughter earned starting spots en route to earning all-league recognition and this season, once again, the Aztecs have a much talked about incoming class.

Dutcher is firmly entrenched as one of the nation's top recruiters after showing his rapport with potential student-athletes is as strong on the West Coast as it was in the vaunted Big Ten Conference.

Dutcher's first full-time coaching job came at South Dakota State, where he spent three seasons helping turn around the Division II program before departing in 1988 for Michigan.

His final season in Ann Arbor ended with the Wolverines claiming the first-ever Big Ten Tournament championship.



Gregg Gottlieb
Assistant Coach
Seventh Season
UCLA '95

Gregg Gottlieb begins his seventh season at San Diego State and his fourth as an assistant coach. Gottlieb is instrumental in player instruction and skill development and also assists in all areas of the program.

His numerous responsibilities also include recruiting, on-court coaching, opponent scouting and scheduling.

In the summer of 2002, Gottlieb was named an assistant coach following the departure of Jim Tomey to take the head coaching reigns of San Diego State's women's program. Gottlieb had served as the program's director of operations since October of 1999.

His responsibilities as the director of basketball operations included assisting with the day-to-day operations and overseeing the negotiating of scheduling. He also coordinated film exchange, served as the basketball liaison and committee board member for the Big 64 booster club and organized and negotiated all aspects of team travel.

The UCLA graduate helped SDSU put together one of the most challenging schedules in school history in 2002-03, highlighted by home games with Arizona, Texas Tech and Hawai'i.

That trend continued in 2003-04 as the Aztecs played in the EA Sports Maui Invitational. In all, San Diego State played 11 games against teams that advanced to the NCAA Tournament the previous season and 19 contests against opponents that played in one of the two national post-season tournaments.

In his tenure, the Aztecs have also had high-profile games with Duke and Oklahoma State.

Gottlieb also sat on the board of Hoopla, the largest annual fundraising event for the Aztec basketball program during his time at San Diego State.

Gottlieb was a standout performer at El Modena High School in Orange County and followed that up as a two-year letterman at Drake. After his playing career, he returned to California and earned his degree in history and picked up a minor in business at UCLA in 1995.

Gottlieb moved into the collegiate coaching ranks at Cal Poly-San Luis Obispo. He was part of the staff that was responsible for one of college basketball's biggest turnarounds. The Mustangs' win total jumped from one in 1994-95 to 16 in 1995-96.

While at San Luis Obispo, Gottlieb completed work on his master's of business administration.

In July of 1997, Gottlieb became assistant coach and recruiting coordinator at Cal State Sacramento. His first recruiting class in the Big Sky Conference ranked 43rd nationally.

After two years as an assistant coach at Cal State Sacramento, he joined the San Diego State staff in 1999.



Mark Hughes
Assistant Coach
Second Season
Michigan '89

Mark Hughes, a senior co-captain on the Michigan squad that Steve Fisher guided to the 1989 national championship, enters his second season as an assistant coach at San Diego State.

Hughes, 38, has served as an assistant coach for the NBA's Orlando Magic the last two seasons and was a head coach for the CBA's Grand Rapids Hoops from 1997-2002.

"Mark brings a wealth of experience, both as a player and a coach, that will be a great addition to our family," Fisher said. "My familiarity with Mark goes back to the days when I recruited him in high school. He adds character and talent that will be evident to all. He is a great addition not only for the basketball program, but the entire San Diego State University community."

Hughes finished his Michigan career with 619 points, 485 rebounds, 177 assists in 105 career games from 1985-89. After graduating from Michigan in 1989 with a degree in sociology, he spent time in the NBA, CBA and Europe, playing basketball before focusing on his coaching career.

In 1990-91 he was a member of the Detroit Pistons. He then played professional basketball overseas, spending four seasons in Italy and France, before returning as captain of the Grand Rapids Hoops in 1995-96.

In his five seasons, first as a player-head coach and then head coach, Hughes won more than 150 games and was a four-time recipient of the CBA Coach of the Month award. He is the Hoops franchise's all-time winningest coach.

After his successful run as both a coach and a player, Hughes had his No. 44 jersey retired by Grand Rapids on Feb. 9, 2002.

In addition, he earned a selection from USA Basketball as the top assistant on the 1997 USA Basketball team that won the gold medal in the Tournament of Americas in Montevideo, Uruguay.


Hughes joined the Orlando Magic staff as an assistant coach on July 9, 2002. He served for two seasons with the Magic, working on Glenn "Doc" Rivers' staff before joining the Aztecs.

"I am extremely excited to be working with Coach Fisher again," Hughes said. "I have known him for a lot of years and I feel privileged to get an opportunity to learn from him. I'm coming in to work hard, help get quality student-athletes, develop them on and off the court and help Coach Fisher continue to build this program."

"I've had success in college and in coaching at the professional level and I am looking forward to having a positive impact on student-athletes."

In June 2004, Hughes was inducted into the Muskegon Area Sports Hall of Fame.

Mohamed Camara



Jersey No. 50

Athletic Eligibility Entering 2005-06 Season: Senior

Center, San Diego State, Ht.: 6-10, Wt.: 265

High School: Moore High (Louisville, Ky.)

Junior College: Riverside College (Riverside, Calif.)

Birthdate: June 1, 1983 (Conakry, Guinea)

SDSU Letters (1): 2004-05

Will be an important factor in the amount of success San Diego State will have in 2005-06... The only player on the current roster taller than 6-8 with college experience... Proved to be an effective rebounder at times last season... Picked up basketball relative late in life and continues to develop his low-post moves and ability to score around the basket... Also gaining more comfort with team concepts on defense... Can't teach his frame of 6-10, 265 pounds.

QUICK HITS

- ▶ Played in all 29 games last season and his 21 starts were the third highest total on the team.
- ▶ Was second on the team in rebounding with 110 and recorded the most rebounds in a single-season by a player that scored less than 100 points in school history.
- ▶ Last season, shot 48.1 percent from the field in SDSU wins and 33.3 percent from the floor in Aztec losses.

As A Junior (2004-05 Season)

MWC Rankings: 10th in offensive rebounding, 15th in blocked shots

One of five Aztec players to see action in all 29 games and his 21 game started was the third highest total on the team behind Brandon Heath and Marcus Slaughter... His 494 minutes were the 7th highest total on the team... Despite playing the seventh most minutes on the team, he ranked second on the squad in rebounding (110), second in blocked shots (18) and sixth in steals (19)... His numbers pro-rated over 40 minutes include impressive marks such as 8.9 rebounds (second on team) and a team-high 1.5 blocked shots... His 52 offensive rebounds tied for the 35th highest total in the school's recorded history... His offensive rebound total is the highest among any Aztec player with less than 500 minutes of playing time... Produced six games with at least seven rebounds... In the five games in which he logged at least 23 minutes of playing time, he averaged 7.8 rebounds and led the Aztecs in rebounding in three of those five games... Playing time varied greatly during the season as demonstrated by a career-high 31 minutes vs. San Diego (12-1-04) and playing less than a minute (officially 0 minutes) at Air Force (1-29-05)... In his 21 starts he averaged 20.6 minutes of playing time, while he logged an average of 7.8 minutes in his eight appearances off the bench... Tallied the fewest points (70) of any Aztec player with at least 100 rebounds in the Division I era... The previous mark was held by Aeric Sanders set during his sophomore season... Since minutes played began being kept prior to the 1978-79 season, Camara ranked 17th in school history and first in the Steve Fisher era in blocked shots per minute played (.036) (minimum 400 minutes played)... Ranked 42nd in school history in single-season rebounds per minute played (.223)... Had six games in which he played eight minutes or less which unfairly tainted his per game averages... Throw out the numbers in those six games and Camara's per-game averages rise to 2.9 points and 4.6 rebounds in 20.3 minutes of playing time (compared to total season averages of 2.4 points, 3.8 rebounds and 17.0 minutes)... Although his averages did not differ greatly in Aztec wins and losses (2.6 ppg, 4.3 rpg in wins and 2.3 ppg and 3.5 rpg in losses), his field goal percentage and attempts showed a dramatic difference... In SDSU wins, Camara connected on 13-of-27 field goals (48.1 percent) and averaged an attempt every 7:42... In losses, he shot 17-of-51 (33.3 percent) and had one field goal attempt every 9:20... Had a career-high 13 rebounds in 28 minutes of action against Providence (12-31-04)... Also tied a career-high with seven points against the Friars... Other seven-point scoring performance came in his second game as a collegiate player against Monmouth (11-22-04)... Aztecs were 5-4 when Camara shot at least 50 percent from the field (6-14 in other games)... San Diego State was 8-6 when he played at least 19 minutes (3-12 when he did not).

Junior College

Played for two seasons at Riverside (Calif.) College... Ranked as the sixth-best junior college center prospect in the nation by *Lindy's* and *nbadraft.net*... Camara entered the 2003-04 season ranked as the third-best junior college player and the top post player in California according to *PrepCA.com*... Averaged 9.4 points, 10.7 rebounds and connected on 51.0 percent of his field goal attempts in 2003-04... Helped lead the Tigers to a 25-7 record, their first outright Orange Empire Conference championship since 1994, and an appearance in the Southern California Regional Final game... He started all 32 games for Riverside this past season... In two seasons at Riverside, Camera produced some eye-popping numbers. His teams posted a 45-21 record and he compiled 568 points, 697 rebounds and 149 blocked shots. He produced single-game highs of 23 points and 23 rebounds with the Tigers.

High School

Prepped at Moore High School in Louisville, Ky... Earned all-state and all-league honors... As a senior, he averaged 15 points, 15 rebounds and seven blocked shots a game and was named to the Blue Grass State's roster for the annual Indiana-Kentucky All-Star Game.

Personal

Full name is Mohamed Bafode Camara... Born June 1, 1983, in Conakry, Guinea... Son of Abou Camara and Kannke Bangoura... A history major... Also considered Arizona, St. John's and Rutgers... Avid soccer player... Last name pronounced ku-MAR-uh.

Career Statistics

Year	G-GS	Min.-Avg.	FG-FGA	Pct.	3P-3PA	Pct.	FT-FTA	Pct.	OR	DR	Reb	Avg.	PF-D	AT	TO	BS	ST	Pts	Avg.
2004-05	29-21	494-17.0	30-78	.385	0-0	.000	10-25	.400	52	58	110	3.8	63-3	15	25	18	19	70	2.4

MWC Career Statistics

Year	G-GS	Min.-Avg.	FG-FGA	Pct.	3P-3PA	Pct.	FT-FTA	Pct.	OR	DR	Reb	Avg.	PF-D	AT	TO	BS	ST	Pts	Avg.
2004-05	14-11	211-15.1	13-34	.382	0-0	.000	3-9	.333	20	22	42	3.0	37-2	6	14	7	9	29	2.1

CAMARA BIO CONTINUED

Career Highs

Points

7 vs. Providence, 12-31-04

7 vs. Monmouth, 11-22-04

Rebounds

13 vs. South Dakota State, 1-3-05

Assists

3 vs. Colorado State, 1-24-05

Field Goals

3 vs Monmouth, 11-22-04

Field Goals Attempted

6 vs. Monmouth, 11-22-04

Three-Point Field Goals

none

Three-Point Field Goals Attempted

none

Free Throws

3 vs. South Dakota State, 1-3-05

Free Throws Attempted

7 vs. South Dakota State, 1-3-05

Steals

3 at Washington, 12-7-04

Blocked Shots

3 vs. South Dakota State, 1-3-05

Minutes Played

31 at Washington, 12-7-04

Efficiency Rating

15 at Coloardo State, 2-19-05

Trimaïne Davis

Jersey No. 20


Athletic Eligibility Entering 2005-06 Season: Senior

Forward, San Diego State, Ht.: 6-8, Wt.: 233

High School: West Pittsburg High (West Pittsburg, Calif.)

Birthdate: April 14, 1983 (Pittsburg, Calif.)

SDSU Letters (3): 2002-03, 2003-04, 2004-05



An explosive fifth-year senior who was named team captain for the upcoming season in the lockerroom at the Pepsi Center following SDSU's season-ending loss in the Mountain West Conference semifinals... An athletic forward whose role on the team increased as the season progressed... An aggressive, energetic player that can combat taller opponents with his horizontal and vertical quickness... His hard work and blue-collar approach have made him a favorite among fans... Has played at both the four and five spots for the Aztecs... A tremendously efficient player, Davis' career field goal percentage of 57.5 percent would be a school record if he had enough attempts... He ranks 39th in SDSU's Division I era in career efficiency points per minute played (minimum 600 career minutes)... His career efficiency rating per minute of 0.368 is second among current players in the category trailing only Marcus Slaughter and the only players in the Steve Fisher era to produce a better career efficiency per minute rating are Aerick Sanders (0.520), Marcus Slaughter (0.508), Randy Holcomb (0.485), Al Faux (0.416), Mike Mackell (0.410) and Tony Bland (0.383)... Of that group, only Sanders, Slaughter and Davis began their collegiate career at San Diego State... In conditioning tests last summer, Davis recorded a 27-inch vertical jump and owns a wingspan of seven feet.

QUICK HITS

- ▶ Only one player in SDSU's history with at least 68 field goal attempts owns a better field goal percentage than Davis' 57.5 percent. Kevin Betts connected on 205-of-351 (58.4 percent) during his time as an Aztec. The school record (minimum 500 attempts) is held by Leonard Allen who went 396-of-692 (57.2 percent) from 1982-1985.
- ▶ Trimaïne Davis enters the season having scored in SDSU's last 14 games. That is the second longest active streak on the team next to Brandon Heath's 31 consecutive games (Marcus Slaughter has a 54-game scoring streak but did not play in the final two regular-season games last season).
- ▶ Davis has shot 50 percent or better from the field in 10 of the Aztecs' last 11 games.

As A Junior (2004-05 Season)

One of five Aztec players to see action in all 29 games... Made six starts and played 427 minutes after entering his junior campaign with career totals of no starts and 255 minutes... Despite playing the eighth most minutes on the team, he was 6th in scoring (5.2), 6th in rebounding (2.3), tied for 3rd in blocked shots (10) and 7th in steals (14)... Averages per 40 minutes of action: 14.1 points, 6.4 rebounds and 0.9 blocks... Another example of high productivity can be found when comparing those numbers against the 40 minute pro-rated numbers of the rest of the team where he ranked 3rd in scoring, rebounding and blocks, 4th in free throw attempts and 1st in fewest turnovers committed... After failing to reach double figures in his first 49 games as an Aztec and doing so just once in his first 61 games, he scored 10 or more points in four of the final nine games of the season... After playing 10 or more minutes only 10 times in his first two seasons, he broke that barrier 23 times as a junior and ended his junior campaign having played 13 or more minutes in the final 12 games... Had a personal hockey plus/minus record of 13-16 (meaning SDSU outscored its opponent when Davis was on the court 13 times and was outscored 16 times), which was the third best among SDSU regulars, trailing only Marcus Slaughter and Tyler Smith... Posted the eighth best single-season efficiency rating in the Division I era among players who accumulated 450 minutes or less during the season... That list has been a precursor to success as Joe McNaull and Aerick Sanders - both of whom rank ahead of Davis on that list - went on to earn all-conference accolades... Although he did not have enough field goal attempts to qualify for the school record, his 58.6 percent (65-of-111) was the fifth highest single-season percentage for any SDSU Division I player averaging at least 3.5 attempts per game... It was the highest ever by a non-senior and trailed only the senior efforts by Leon Carter, Leonard Allen, Kevin Betts and Marcelo Correa... Played better as the season progressed and his playing time increased... In February and March, which covered the final 10 games of the season, Davis averaged 7.9 points, 3.6 rebounds with seven blocked shots and seven steals while connecting on 35-of-54 (64.8 percent) field goal attempts... During the final 10-game stretch, his team ranks were: tied for 1st in blocked shots, 3rd in rebounding, 4th in scoring and 4th in steals... Had just 14 turnovers in 427 minutes of action (one turnover every 30.5 minutes)... Averaged 0.333 miscues per minute, the best average by any San Diego State player to record at least 100 minutes since turnovers started being tracked as a statistic in 1979... Started six games, including both games against Brigham Young (1-8-05 and 2-7-05)... Had his most productive game of his career, setting career highs with 12 points, eight rebounds, two assists, six field goals and 11 field goals attempted vs. Brigham Young (2-7-05)... Set then career highs in minutes played in three straight games (21 vs. Utah (2-5-05), 24 vs. Brigham Young (2-7-05), 29 vs. UNLV (2-12-05))... Tallied 11 points on 4-of-6 shooting from the floor in only 13 minutes at Wyoming (2-21-05)... Played a career-high 32 minutes against New Mexico (2-26-05) and scored seven points on 3-of-4 shooting... Shot 50 percent or better from the field in 10 of the final 11 games... In his last 11 games covering 230 minutes of playing time, he had 85 points, 39 rebounds, eight steals, four assists and connected on 38-of-60 field goals (63.3 percent)... Averaged 8.1 points, 3.9 rebounds and 21.4 minutes per game in the final nine contests... Made his first career start in his 50th career game at Loyola Marymount (12-18-04)... Scored a then career-high 10 points and added two rebounds in 13 minutes of action against LMU... Scored in the final 14 games of the season (the longest streak of his career and the second longest active streak on the team trailing only Brandon Heath (31) (Marcus Slaughter has scored in 54 straight games in which he has played, but missed two games due to injury))... Committed just two turnovers in the final seven games (140 minutes) of the season... 18 turnover free games during the season, the most on the team... Scored in 27 straight games in which he has played at least 10 minutes, including the 23 games in which he logged at least 10 minutes in 2004-05.

As A Sophomore (2003-04)

Played in 17 games, including 11 Mountain West Conference contests after missing the first eight games of the season due to knee surgery on Nov. 21 (the day of the season opener) to remove two bone fragments in his right knee... The injury occurred during practice, two days before the opener and head coach Steve Fisher gave Davis the option of delaying the surgery to accompany the team to Maui for the EA Sports Maui Invitational... Davis declined the offer so the surgery could occur as soon as possible... He played in 17-of-22 contests after his return... Although he saw limited action, he made the most of his opportunities, scoring 26 points, and adding 17 rebounds in 89 minutes of action... Had four blocked shots on the season to tie him for the fourth highest total on the squad... Averages per 40 minutes of action: 11.7 points, 7.6 rebounds and 1.8 blocks... Had an impressive score in the efficiency rating (NBA formula for determine overall value) of 0.371 points per minute played... That value was third best on the team behind all-Mountain West Conference honorees Aerick Sanders and Marcus Slaughter... Played 10 or more minutes twice during the season (15 at Saint Mary's (1-6-04) and 11 at Colorado State (1-24-04))... Had a career high eight points and tied a career-best with four rebounds at New Mexico (2-28-04)... Did his

DAVIS BIO CONTINUED

damage against the Lobos in just nine minutes of action... Also graded out with the best hockey plus-minus in the game at New Mexico scoring a +5 (Aztecs outscored the Lobos by five points while he was in the game)... Sealed the victory against Brigham Young (1-12-04) with a dunk with 12 seconds remaining after coming off the bench to replace Aerick Sanders, who fouled out... Played in his first contest of the season against Cal Poly (12-18-03) and registered a career high four rebounds, along with four points on two-of-two shooting in seven minutes... Went 4-for-6 from the field at Cox Arena in 2003-04... Pulled down two rebounds and blocked a shot in two minutes of action against Eastern Washington (12-20-03).. Aggressive and unrelenting, Davis blocked four shots in 89 minutes of action and ended the season by blocking three shots in his last 26 minutes of action in 2003-04.

As A Freshman (2002-03)

One of the most productive freshmen in the Mountain West Conference, Davis ranked second in the league among first-year players in field-goal percentage (min. 20 FGA) connecting on 16-of-26 attempts (61.5 percent)... Played in 24 of 30 games during the campaign, including the first 12 of the season... Provided depth in the post position early when the Aztecs were without Evan Burns, Travis Hanour and Chris Manker... Averaged 6.9 minutes per contest and was one of four key freshmen contributors to see major minutes in their first season (Evan Burns 582 minutes, Steve Sir 438 minutes, John Sharper 236 minutes, Trimaine Davis 166 minutes)... Was one of only four post players on the active roster joining Mike Mackell, Aerick Sanders and Chris Manker... Played at least 10 minutes in the first six games of the season and eight minutes in 24 games... Never went more than two games without seeing court time... Connected on 15-of-24 attempts from the field in the regular season (62.5 percent) after hitting all 15 of his field goal attempts during the exhibition games... Made his final five attempts from the field and did not miss a field goal attempt after Dec. 30, 2002... Had three points and a rebound in 16 minutes against IPFW (12-30-02)... Scored three points and had a monster dunk in five minutes of action against Florida Atlantic (12-28-02)... Scored 10 points and pulled down three rebounds in games against UC San Diego and Arizona (30 minutes of action)... Went 3-for-3 from the field and scored a career-high six points in 19 minutes against UC San Diego (12-2-02)... Came off the bench to score four points in 11 minutes against top-ranked Arizona (12-7-02)... Saw eight minutes of action in the Aztecs' second-round NIT game at Texas Tech (3-21-03), scoring two points and adding a career-high-tying three rebounds.

As a Redshirt (2001-02)

Worked hard on and off the court to develop his game and get stronger... Redshirted along with fomer Aztec shooting guard Steve Sir because the Aztecs were deep at both positions... An enthusiastic player who was the Aztecs' biggest supporter on the bench while redshirting.

High School

Averaged 20.6 points, 14.7 rebounds and 5.7 blocks for Pittsburg High as a senior... Was the first player to sign with SDSU during the spring 2001 signing period... Earned most valuable player honors in the Bay Valley Athletic League and was named to the *San Francisco Chronicle* all-metro boys team... Selected to the *NorCalPreps.com* all-NorCal third team... His prep team had a 24-2 regular-season record, the best in school history, and shared the conference title... Four-year letterwinner for the Pirates... Played for coach Darrick Domineeli.

Personal

Born April 14, 1983, in Pittsburg, Calif... Son of Vearis Calomee... Majoring in African American studies... Men's basketball representative on the SDSU student-athlete advisory board... Served as master of ceremonies for the student-athlete welcome back dinner this past fall... Founder of the student-athlete group Ko-Ailition, an organization of African-American student-athletes... The organization is just the third of its kind in the country (Oklahoma and Ohio State are the other two schools).

Career Statistics

Year	G-GS	Min.-Avg.	FG-FGA	Pct.	3P-3PA	Pct.	FT-FTA	Pct.	OR	DR	Reb	Avg.	PF-D	AT	TO	BS	ST	Pts	Avg.
2002-03	24-0	166-6.9	16-26	.615	0-0	.000	3-7	.429	4	22	26	1.1	36-2	1	6	2	5	35	1.5
2003-04	17-0	89-5.2	11-23	.478	0-0	.000	4-6	.667	9	8	17	1.0	15-0	2	3	4	1	26	1.5
2004-05	29-6	427-14.7	65-111	.586	0-0	.000	21-41	.512	39	29	68	2.3	61-1	6	14	10	14	151	5.2
Totals	70-6	682-9.7	92-160	.575	0-0	.000	28-54	.519	52	59	111	1.6	112-3	9	23	16	20	212	3.0

MWC Career Statistics

Year	G-GS	Min.-Avg.	FG-FGA	Pct.	3P-3PA	Pct.	FT-FTA	Pct.	OR	DR	Reb	Avg.	PF-D	AT	TO	BS	ST	Pts	Avg.
2002-03	10-0	42-4.2	4-4	1.000	0-0	.000	0-0	.000	1	6	7	0.7	14-1	0	1	2	2	8	0.8
2003-04	11-0	53-4.8	6-13	.462	0-0	.000	2-2	1.000	3	2	5	0.5	8-0	2	2	3	0	14	1.3
2004-05	14-3	236-16.9	40-66	.606	0-0	.000	11-21	.524	26	12	38	2.7	36-1	4	8	5	8	91	6.5
Totals	35-3	331-9.5	50-83	.602	0-0	.000	13-23	.565	30	20	50	1.4	58-2	6	11	10	10	113	3.2

Career Highs

Points

12 vs. Brigham Young, 2-7-05

Rebounds

8 vs. Brigham Young, 2-7-05

Assists

2 vs. Brigham Young, 2-7-05

Field Goals

6 vs. Brigham Young, 2-7-05

Field Goals Attempted

11 vs. Brigham Young, 2-7-05

Free Throws

4 at Loyola Marymount, 12-18-04

Free Throws Attempted

DAVIS BIO CONTINUED

6 vs. UNLV, 2-12-05

Steals

2 vs. South Dakota State, 1-3-05

2 at Wyoming, 2-21-05

Blocked Shots

2 vs. South Dakota State, 1-3-05

2 at Colorado State, 3-3-05

Minutes Played

32 vs. New Mexico, 2-28-05

Efficiency Rating

14 vs. Brigham Young, 2-7-05

Brandon Heath

Jersey No. 1


Athletic Eligibility Entering 2005-06 Season: Junior

Guard, San Diego State, Ht.: 6-3, Wt.: 183

High School: Westchester High (Los Angeles, Calif.)

Birthdate: March 1, 1984 (Los Angeles, Calif.)

SDSU Letters (2): 2003-04, 2004-05



One of the premier players in the Mountain West Conference and the entire West Coast... Will likely battle teammate Marcus Slaughter for preseason Mountain West Conference player of the year honors... An explosive scorer who has 21 20-point scoring games and 48 double-digit scoring games in 59 career games... Has already amassed 945 career points, the most by Aztec player at the conclusion of their sophomore campaign... Needs 55 points to become just the 21st player in SDSU's 84 seasons of basketball to reach 1,000 career points... Has the ability to beat you from outside as demonstrated by his 96 career three-point field goals and has an explosive first step which allows him to get to the basket... His quickness and athleticism enable him to draw contact and finish plays... He was fourth in the league and first among backcourt players last season in free throws made... Played both guard positions last season for the benefit of the team but will likely see more time this season at the two-guard spot... Joins teammate Marcus Slaughter as the first Aztec players to be named to either the first or second all-conference team and return the following season since the 1997-98 team featured a returning all-conference performer (Jason Richey) and the first time SDSU has had two returning all-conference performers in the Division I era... Despite the fact that he is just entering his junior season, Heath has already climbed onto many of the SDSU Division I career charts, ranking 4th in three-point field goals attempted (311), 6th in scoring average (16.0), 7th in free throw percentage (77.1), 7th in three-point field goals (96), 11th in steals (104), 12th in field goal attempts (800), 13th in free throws (209), 15th in scoring (945), 19th in free throws attempted (271) and 23rd in assists (160).

QUICK HITS

- ▶ Second leading returning vote getter from last season's all-Mountain West Conference team behind teammate Marcus Slaughter.
- ▶ His 945 career points are the most by an Aztec player following their sophomore campaign in school history. He is well ahead of the pace set by SDSU's all-time leading scorer Michael Cage, who had 613 points after his sophomore season and ended his career with 1,846 points.
- ▶ He is the leading returning scorer and second-leading returner in assists in the conference.
- ▶ One of five players in the nation and the only sophomore to rank among the top 50 leaders in both scoring and steals.
- ▶ Joined Anthony Watson as the only other player in school history to lead the team in scoring, assists and steals in the same season.

As A Sophomore (2004-05 Season)

NCAA Rankings: 43rd in steals, 48th in scoring, 9th leading sophomore scorer, 10th leading sophomore in steals

MWC Rankings: 1st in steals, 3rd in scoring, 4th in assists, 6th in free throw percentage, 8th in assist/turnover ratio, 9th in three-point field goals

A second-team all-Mountain West Conference selection as announced by the league and as voted upon by the coaches and the media... Was the second leading vote-getter among the second team members and the second-leading vote-getter among players returning in 2005-06 (of the six people in front of him, four were seniors and the top pick in the NBA Draft Andrew Bogut of Utah and teammate and classmate Marcus Slaughter)... Finished the season ranked 43rd nationally in steals and 48th nationally in scoring... One of five players and the only underclassman to rank in the top 50 nationally in both scoring and steals... Among sophomores nationally, ranked ninth in scoring (trailing only Bo McCalebb (New Orleans), Daryl Hill (St. John's (NY)), Nick Frazekas (Nevada), Paul Millsap (Louisiana Tech), Andrew Bogut (Utah), Caleb Green (Oral Roberts), Adam Morrison (Gonzaga) and Guillemro Diaz (Miami, Fla.)) and 10th in steals... Ranked among the top nine Mountain West Conference players in six categories: steals (1st), scoring (3rd), assists (4th), free throw percentage (6th), assist/turnover ratio (8th) and three-point field goals (9th)... Logged one of the most successful seasons in San Diego State history... Made an appearance on many of the Aztec single-season lists including 4th in steals (63), 5th in scoring average (18.3), 5th in field goals attempted (432), 6th in scoring (532), 6th in free throw percentage (82.0), 8th in free throws (132), 11th in three-point field goals (48), 11th in three-point field goals attempted (151), 15th in points-rebounds-assists (740), 15th in points-rebounds-assists per game (25.52), 16th in free throws attempted (161), 18th in minutes played (997), 20th in field goals (176), 23rd in efficiency points (417), 25th in assists (107) and 25th in efficiency points per game (14.38)... His 532 points are the most ever by an Aztec sophomore... His single-season rank among sophomores in the Aztecs' Division I era: 1st in points, 1st in scoring average, 1st in free throw percentage, 1st in steals, 1st in field goals attempted, 2nd in field goals, 2nd in three-point field goals, 2nd in three-point field goals attempted, 3rd in assists, 3rd in points-rebounds-assists, 3rd in points-rebounds-assists average, 3rd in free throws, 3rd in free throws attempted, 3rd in minutes played, 4th in efficiency points, 4th in efficiency point average... A two-time recipient of the Mountain West Conference Player of the Week Honor and joined Utah's Andrew Bogut as the only multiple winners in 2004-05... Became the fifth player in SDSU history to win conference player of the week honors multiple times in the same season (Michael Cage, Anthony Watson, Randy Holcomb and Aerick Sanders) and the only one to do it as an underclassman... Heath became just the fourth underclassman to win the MWC weekly honor multiple times in the six year history of the league (Josh Davis (Wyoming), Marcus Bailey (Wyoming) and Andrew Bogut (Utah)... One of five players to see action in all 29 games last season and has played in all 59 San Diego State games since arriving on the SDSU campus prior to the 2003-04 season... Started a team-high 28 games... Also led the team in scoring (18.3), assists (107), steals (63), three-point field goals (48), free throw percentage (82.0) and minutes played (997)... First Aztec player since the 1996-97 season (Jason Richey) to lead the team in both scoring and assists and just the fourth SDSU player to accomplish the feat joining Keith Smith (1981-82), Anthony Watson (1985-86) and Richey... Joined Watson as the only SDSU player to lead the team in scoring, assists and steals in the same season... Had more assists in 2004-05 (107) than the next two totals combined (81)... Led the team in scoring a team-high 15 times, in assists a team-high 18 times, and three times in rebounding... Posted a team-high tying 27 double-digit scoring games and posted 12 20+ scoring games... Had seven games with 26 or more points, including a season-high 37 points in SDSU's victory at UNLV (1-15-05)... Coupled with his 30-point performance at Texas Tech the previous season (12-13-03), Heath became just the eighth player in school history to record at least two 30-point games when he scored a Fisher-era best and an SDSU MWC-best 37 points against the Rebels, on 12-of-18 shooting and 12-of-12 from the free throw line... He joined Michael Cage (8), Anthony Watson (7), Kim Goetz (5), Tony Ross (4), Von Jacobsen (3), Carlus Groves (2) and Bob Brady (2) as Aztec players with multiple 30-point scoring games... He became just the fifth player in school history to record a 30-point game in at least two seasons (Cage, Goetz, Jacobsen and Brady)... He is the first Aztec to post two career 30-point efforts in more than a decade (Carlus Groves, 1994)... Showed his explosiveness by scoring 66 points in consecutive games (37 at UNLV (1-15-05) and 29 vs. Wyoming (1-22-05)), the fifth highest total in consecutive games in school history... Recorded a steal in his final 20 games of the season, the longest streak of his career... Connected on 132-of-161 attempts (82.0 percent) from the free throw line and had consecutive made streaks of 21, 15, 13, 11 and 10 during the season... Set a school record and had the best free throw performance in an NCAA game during the season by connecting on all 17 free throw attempts against UNLV (2-12-05)... The 17-for-17 performance was the best single-game

HEATH BIO CONTINUED

free throw shooting performance in the NAAs during the 2004-05 campaign... Owned five streaks of at least 10 consecutive made free throws during the season and ended the season having gone 38 consecutive attempts without missing two straight free throws... Ended the season by making 58 of his last 68 free-throw attempts (85.3 percent)... Produced seven of the top eight scoring games by an Aztec player during the season... Also responsible for the top five assist games by an Aztec player... Ended the season on fire, posting three consecutive 20-plus scoring games for the first time in his career... In his final three contests - at 16th/15th-ranked Utah, vs. Air Force and vs. MWC tournament champion New Mexico, Heath averaged 24.3 points, 4.3 assists, 3.3 rebounds, 2.8 steals and connected on 25-of-49 (51.0 percent) field goals, 10-of-19 (52.6 percent) three-point field goals and 13-of-15 (86.7 percent) free throws... Earned Mountain West Conference Player of the Week honors after averaging 23.0 points, 6.0 assists, 2.5 rebounds and 1.5 steals while connecting on 16-of-25 (64.0 percent) field goals, 7-of-11 (63.6 percent) three-point field goals, 7-of-8 free throws (87.5 percent) in victories over San Diego (12-1-04) and at UC Santa Barbara (12-4-04)... Earned the league honor for the second time after his 37-point performance at UNLV (1-15-05)... His game at UNLV scored a team season-best +33 on the efficiency rating as he had 37 points and five assists on the strength of 12-for-18 shooting from the field, including 1-of-3 from three-point range and 12-of-12 from the free throw line... San Diego State was 6-3 during the season when he reached an efficiency rating of +18 or higher (the Aztecs were 5-15 when he did not).

Most Points After Sophomore Season at SDSU/Division I Era

<u>Pl.</u>	<u>Name, Seasons</u>	<u>Points</u>
1.	► Brandon Heath, 2004-05945
2.	Tony Ross916
3.	► Marcus Slaughter, 2004-05	. .717
4.	Myron Epps712
5.	Michael Cage613

Most Points By a Sophomore at SDSU/Division I Era

<u>Pl.</u>	<u>Name, Seasons</u>	<u>Points</u>
1.	► Brandon Heath, 2005532
2.	► Marcus Slaughter, 2005480
3.	Will Connelly, 1975479
4.	Tony Ross, 1988461
5.	Myron Epps, 2000404

<u>Pl.</u>	<u>Name, Seasons</u>	<u>PPG</u>
1.	► Brandon Heath, 200518.3
2.	► Marcus Slaughter, 200517.8
3.	Will Connelly, 197517.7
4.	Tony Ross, 198815.9
5.	Myron Epps, 200014.4

As A Freshman (2003-04)

MWC Rankings: 6th in steals, 7th in three-point field goals, 9th in scoring

MWC Freshman Rankings: 1st in scoring, 1st in steals, 1st in three-point field goals

An all-conference honorable mention honoree as announced by the league and as voted upon by the coaches and the media... One of only four freshmen among the 29 players that earned recognition by the league, joining teammate Marcus Slaughter, Utah's Andrew Bogut and Colorado State's Dwight Boatner... Enjoyed one of the best freshman campaigns in school history... Ranked among the league leaders in steals (6th), three-point field goals (7th) and in scoring (9th)... Led all league freshmen in all three of those categories... One of five Aztec players to see action in all 30 games and his 26 starts were the fourth highest total on the squad... Led the team in three-point field goals (48) and was second on the squad in scoring (13.8), steals (41), and free throws (77)... Became just the second freshman in San Diego State history to score 400 points in his freshman season (Tony Ross 455 in 1986-87)... His 413 points were the fourth most scored by a freshman under Steve Fisher, surpassed only by Jalen Rose, Chris Webber and Louis Bullock ... Broke the Mountain West Conference record for points scored in a season by a freshman, surpassing the mark of 343 set by Ruben Douglas of New Mexico... Also set league freshman marks for field goals attempted, three-point field goals made, three-point field goals attempted and steals... Although just a freshman, his season numbers rank among the all-time best in the school's Division I era: eighth in three-point field goals attempted (48), 11th in three-point field goals (160), 18th in field goals attempted (368), 29th in scoring (413), 39th in minutes played (897), 41st in scoring average (13.8), 45th in field goals (144), 47th in free throws (77), 48th in free throw percentage (70.0) and 54th in free throws attempted (110)... His freshman numbers rank among the best in school history in nearly every statistical category, including: first in field goal attempted (368), first in free throws (77), second in points (413), second in three-point field goals (48), second in three-point field goals attempted (160), third in minutes played (897), third in scoring average (13.8), third in steals (41), third in free throws attempted (110), fourth in points-rebounds-assists (546), fourth in field goals (144), sixth in free-throw percentage (70.0), sixth in points-rebounds-assists average (18.20), eighth in efficiency points (264), 10th in assists (53), 10th in efficiency average (8.80)... Led the team in scoring nine times and in assists on two occasions... Produced 21 double-digit scoring games, including a team-high tying nine 20-point performances... Produced four of the top six scoring performances by San Diego State players during the season (30 at Texas Tech, 28 vs. Ohio State, 27 at San Diego and 26 at Colorado State)... Had five games with four or more treys, including an SDSU season-best five three-point field goals against Ohio State (11-24-03)... Scored in double figures the first 12 games of his collegiate career and in 18 of his first 19 games... Became only the eighth freshman to earn a start in a season opener under Steve Fisher and started the first 12 games of the season... Started 14 of the final 15 contests of the 2003-04 campaign, with the lone no-start coming when senior Ben Wardrop started on Senior Night against Utah (3-6-04)... Scored 21 and tied a career high with five assists as he played 39 minutes vs. UNLV (1-17-04)... Secured win over Brigham Young (1-12-04) with four points and two steals in the last 1:24... Scored 24 points against Iowa State (1-3-04), including 18 in the second half when he was 6-of-8 from the field, and 4-of-5 from behind the arc... Scored 20 points and posted a career high five assists against Cal Poly (12-18-03), including 15 points on 6-of-8 shooting in the second half... Tallied a career-high 30 points at Texas Tech (12-13-03)... Became just the 26th player in school history to record a 30-point game... Went 10-for-10 from the free-throw line against the Red Raiders... Posted a career high eight rebounds and four assists in victory over UCSD (12-6-03)... Led SDSU with 27 points on 9-of-13 shooting at San Diego (12-3-03), including four-of-five from behind the arc, and scored the last nine points for the Aztecs in the three-point win over the cross-town rival... Scored 28 points vs. Ohio State (11-24-03) as he hit five-of-six from three-point land and 9-of-12 from the charity stripe... Despite being held scoreless in the first 39+ minutes of the Portland (12-31-03) game, he made four crucial free throws in the final 19 seconds to secure the win.

HEATH BIO CONTINUED

Most Points Scored by a Steve Fisher Player in a Freshman Season

<i>Pl.</i>	<i>Name, Season</i>	<i>Points</i>
1.	Jalen Rose, 1992	.597
2.	Chris Webber, 1992	.528
3.	Louis Bullock, 1996	.432
4.	► Brandon Heath, 2004	.413
5.	Maurice Taylor, 1995	.384
6.	Juwan Howard, 1992	.377
7.	Jimmy King, 1992	.337
8.	Albert White, 1996	.288
9.	Evan Burns, 2003	.240
10.	► Marcus Slaughter, 2004	.237
11.	Maceo Baston, 1995	.230
12.	Robert Traylor, 1996	.198
13.	Willie Mitchell, 1995	.164
14.	Ray Jackson, 1992	.155
15.	Sam Mitchell, 1991	.141
16.	James Voskuil, 1991	.127
17.	Jerod Ward, 1995	.119
18.	Olivier Saint-Jean, 1994	.115
19.	Tony Tolbert, 1990	.114
20.	Bobby Crawford, 1994	.103

SDSU Freshman Record/Most Points

<i>Pl.</i>	<i>Name, Season</i>	<i>Points</i>
1.	Tony Ross, 1987	.455
2.	► Brandon Heath, 2004	.413
3.	Eddy Gordon, 1980	.345

SDSU Freshman Record/Highest Scoring Average

<i>Pl.</i>	<i>Name, Season</i>	<i>PPG</i>
1.	Tony Ross, 1987	.16.3
2.	Presnell Gilbert, 1977	.15.4
3.	► Brandon Heath, 2004	.13.8

High School

Graduated from Westchester High School in Los Angeles... His high school team was ranked number one nationally during his senior season... He was selected to *Street & Smith's* third-team All-American prep team, the same squad to which former Aztec player Evan Burns was named.. Listed as the nation's 68th top recruit by *PrepWest Hoops* and the 19th best shooting guard in the country by *Athlon Sports*... A three-time all-state and all-city selection, Heath scored a team-high 17 points in the Southern California regional championship and followed that up with a 20-point effort in leading Westchester to the 2001 California state championship... Seven of his high school teammates play college basketball, including Hassan Adams (Arizona), Brandon Bowman (Georgetown), Ashanti Cook (Georgetown) and Chad Bell (Nevada)... Attended the same school as Aztec 1,000-point scorer Tony Bland.

Personal

Full name is Brandon Loyvon Heath... Born March 1, 1984, in Los Angeles, Calif... Son of Dollicia and Bobby Heath... Also considered Syracuse, USC and Seton Hall, although the only official visit he took was to San Diego State... Took 12 units at San Diego State during the summer and now has 41 units through one year of college... Academically, he will be classified as a junior following the fall, 2004 semester... On pace to graduate in three years... Member of the student-advisory board... Majoring in sociology.

Career Statistics

<i>Year</i>	<i>G-GS</i>	<i>Min.-Avg.</i>	<i>FG-FGA</i>	<i>Pct.</i>	<i>3P-3PA</i>	<i>Pct.</i>	<i>FT-FTA</i>	<i>Pct.</i>	<i>OR</i>	<i>DR</i>	<i>Reb</i>	<i>Avg.</i>	<i>PF-D</i>	<i>AT</i>	<i>TO</i>	<i>BS</i>	<i>ST</i>	<i>Pts</i>	<i>Avg.</i>
2003-04	30-26	897-29.9	144-368	.391	48-160	.300	77-110	.700	23	57	80	2.7	58-0	53	66	0	41	413	13.8
2004-05	29-29	997-34.4	176-432	.407	48-151	.318	132-161	.820	21	80	101	3.5	53-1	107	104	3	63	532	18.3
Totals	59-54	1894-32.1	320-800	.400	96-311	.309	209-271	.771	44	137	181	3.1	111-1	160	170	3	104	945	16.0

MWC Career Statistics

<i>Year</i>	<i>G-GS</i>	<i>Min.-Avg.</i>	<i>FG-FGA</i>	<i>Pct.</i>	<i>3P-3PA</i>	<i>Pct.</i>	<i>FT-FTA</i>	<i>Pct.</i>	<i>OR</i>	<i>DR</i>	<i>Reb</i>	<i>Avg.</i>	<i>PF-D</i>	<i>AT</i>	<i>TO</i>	<i>BS</i>	<i>ST</i>	<i>Pts</i>	<i>Avg.</i>
2003-04	14-13	399-28.5	52-146	.356	15-67	.224	21-34	.618	10	23	33	2.4	32-0	22	26	0	15	140	10.0
2004-05	14-14	495-35.4	82-210	.390	19-68	.279	73-93	.785	7	34	41	2.9	26-0	44	49	1	31	256	18.3
Totals	28-27	894-31.9	134-356	.376	34-135	.252	94-127	.740	17	57	74	2.6	58-0	66	75	1	46	396	14.1

Career Highs

Points

37 at UNLV, 1-15-05

Rebounds

9 vs. Monmouth, 11-23-04

Assists

9 vs. UC San Diego, 11-27-04

HEATH BIO CONTINUED

Field Goals

12 vs. Wyoming, 1-25-05

12 at UNLV, 1-15-05

Field Goals Attempted

24 at Colorado State, 2-19-05

Free Throws

17 at UNLV, 2-12-05

Free Throws Attempted

17 at UNLV, 2-12-05

Steals

5 vs. UC San Diego, 11-27-04

Blocked Shots

1 - three times


Minutes Played

43 at Colorado State, 1-24-04

Efficiency Rating

33 at UNLV, 2-12-05

John Sharper



Jersey No. 15

Athletic Eligibility Entering 2005-06 Season: Senior

Guard, San Diego State, Ht.: 6-0, Wt.: 195

High School: St. Mary's High (Oakland, Calif.)

Birthdate: April 23, 1984 (San Mateo, Calif.)

SDSU Letters (3): 2002-03, 2003-04, 2004-05

The most experienced player on the SDSU roster having logged 86 career games, including 52 straight... One of the most prolific three-point shooters in school history, he ranks 8th in career three-point field goals (87), 11th in three-point field goals attempted (224) and 4th in three-point field goal percentage (38.8)... Originally a walk-on, he has become a regular in the rotation and last season made 20 starts... Always a solid ball-handler (he averages one turnover every 22.4 minutes for his career) and has recorded more three-point field goals than turnovers in each of his first three seasons... Possesses the ability to play either guard position and may be the most solid perimeter defender on the team... Continues to improve his ability to break down defenses and get to the basket... His 86 career Aztec games are 16 more than any other player on the SDSU squad.

QUICK HITS

- ▶ He is the only player in the three-point field goal era (beginning of the 1986-87 season) to record more three-point field goals than turnovers and more assists than turnovers in three consecutive seasons. Only five other players (David Abramowitz, Tony Gwynn, Tommy Johnson, Deandre Moore and Chad Nelson) have posted more assists than turnovers in three straight seasons and only Tony Ross has posted more three-point field goals than turnovers in three straight seasons.
- ▶ Owns the second best SDSU career three-point field goal-to-turnover ratio in school history (minimum 80 three-point field goals). The top five: 1. Tony Ross 1.753, 2. **John Sharper 1.261**, 3. Al Faux 0.876, 4. Jason Richey 0.872, 5. David Abramowitz 0.715.
- ▶ Has played in 52 consecutive games, the second longest active streak on the team (Heath - 59) and his 86 career games are the most by a current SDSU player.

As A Junior (2004-05 Season)

MWC Rankings: 11th in three-point field goal percentage, 14th in steals, 15th in three-point field goals made

One of five Aztec players to see action in all 29 games last season... Made 20 starts, the fourth highest total on the squad, trailing only Brandon Heath (28), Marcus Slaughter (27) and Mohamed Camara (21)... Led the team in three-point field goal percentage (36.8 percent) and although he did not qualify, would have led the team in free throw percentage at 90.9 percent (20-of-22)... Coupled with his team-high 40.0 percent three-point field goal percentage last season, Sharper joins Tony Ross and Al Faux as the only players in school history to lead the team in that category in consecutive seasons... Logged the third most minutes on the team (behind Heath and Slaughter) and ranked 2nd in assists (38), 2nd in three-point field goals (43), 3rd in steals (33), 4th in scoring (177 points/6.1 ppg) and 4th in rebounding (98 rebounds/3.4 rpg)... His efforts rank on the single-season three-point charts: 13th in percentage (36.8), 14th in makes (43) and 18th in attempts (117)... He now owns two of the top 13 single-season three-point field goal percentage seasons in school history (11th in 2003-04 and 13th in 2004-05)... The only other Aztecs that can make that claim are Tony Ross and Al Faux... Has 24 career multiple-trey games, including 12 during the 2004-05 season... In his career, when Sharper makes two or more treys in a game SDSU is 13-11 and the Aztecs are 5-1 when he makes three three-pointers or more in a game... Since the beginning of the 2002-03 season, SDSU is 12-11 when Sharper connects on at least two three-pointers and 13-23 when he does not reach two treys... Produced five double-digit scoring games during the season after failing to score 10 or more points in his first two seasons... Had no double-digit scoring games in first 60 collegiate games but has reached 10 or more points five times in the last 25 games... Made a three-point field goal in 26 of 29 games and never went consecutive games without a trey... Three-point field goal breakdown by games: 3 - five games, 2 - seven games, 1 -14 games, 0 - three games... Posted 12 games with multiple treys... Opened the season with five consecutive multiple trey games going 13-for-25 (52.0 percent) during the stretch... That streak set a personal best for most consecutive games with multiple treys... Ended the season with a career-high 10 consecutive games with a trey, going 15-for-37 (40.5 percent) during that span... 43 of his 56 field goals and 117 of his 150 attempts came from behind the arc... 73.7 percent of his points came off three-point baskets, the fourth highest percentage in school history among players that tallied at least 100 points in a season, trailing only Steve Sir (2002-03) 83.6 percent, Karlo Kovacic (2000-01) 77.0 and Sharper (2003-04) 75.0 percent... For the third consecutive season he recorded an assist-to-turnover ratio of 1-to-1 or better (38 assists, 38 turnovers)... Posted more three-point field goals than turnovers for the third straight campaign (43 three-pointers, 38 turnovers)... Averaged one turnover every 20.7 minutes, the best mark by an SDSU guard in 2004-05... Had 10 turnover-free games during the season and did not commit a turnover in five of the 10 games he started... Played 103 minutes, covering three entire games and parts of five games, without committing a turnover during conference play (final four minutes vs. Wyoming, 35 minutes vs. Colorado State, 29 minutes at Air Force, 19 minutes at New Mexico and the first 16 minutes vs. Utah)... Of his 38 turnovers, 13 came in three games (five at Washington (12-7-04), four vs. UC Santa Barbara (11-19-04) and four vs. New Mexico (2-26-05)... Take out those three games, and Sharper had 25 miscues in 710 minutes, for one turnover every 28.4 minutes... Started the final three games of the season, four of the final five and 11 of the final 15 games of the campaign... Played 30 or more minutes in a game 13 times during the season... Produced the two highest scoring games of his career in consecutive outings against San Diego (13 points on 12-1-04) and at UC Santa Barbara (15 points on 12-4-04)... Had consecutive double-digit scoring efforts with 10 points vs. Wyoming (1-22-05) and 11 vs. Colorado State (1-24-05)... Connected on 27-of-66 (40.9 percent) of his three-point field goal attempts in home games last season... Important to SDSU's success as demonstrated by his numbers in SDSU wins vs. losses... In Aztec wins, he averaged 7.6 points, 0.7 turnovers and connected on 19-of-45 (42.2 percent) three-point field goals; in SDSU losses, he averaged 5.1 points, 1.7 turnovers and connected on 24-of-72 (33.3 percent) three-point field goals... The Aztecs were 7-2 during the season when he shot 50 percent or better from the field (4-16 when he did not connect on at least half of his attempts).

SDSU Career Highest Percentage of Points off Three-Point Field Goals (Min. 250 Points)

Pl.	Name, Seasons	3FG/TOS
1.	Tony Ross	1.753
2.	▶ John Sharper	1.261
3.	Al Faux	0.876
4.	Jason Richey	0.872
5.	David Abramowitz	0.715

SHARPER BIO CONTINUED

SDSU Highest Career Percentage of Points off Three-Point Field Goals (Min. 250 Points)

Pl.	Name, Seasons	Pct.
1.	► John Sharper	.75.2
2.	Tony Ross	.64.3
3.	Josko Visnjic	.62.5
4.	David Abramowitz	.62.3
5.	Brady Trnkle	.61.1

SDSU Highest Single-Season Percentage of Points off Three-Point Field Goals (Min. 100 Points)

Pl.	Name, Seasons	Pct.
1.	Steve Sir, 2003	.83.6
2.	Karlo Kovacic, 2001	.77.0
3.	John Sharper, 2004	.75.0
4.	► John Sharper, 2005	.73.7
5.	Brady Trenkle, 1997	.70.2

As A Sophomore (2003-04 Season)

MWC Rankings: 14th in three-point field goal percentage

Saw action in 29 of 30 games, with his lone did not play coming against UC San Diego (12-6-03)... Ended the 2003-04 campaign having played in 23 consecutive games... Made five starts, including the home finale against Utah (3-6-04)... Averaged 4.1 points, 0.9 rebounds, 0.9 app, 0.9 spg and 17.9 mpg in his 29 appearances... Most remarkable was what he didn't do - turn the ball over... Despite splitting time between the two guard positions, Sharper had just 19 turnovers in 520 minutes of action for an astounding average of one turnover every 27.4 minutes of action... Connected on 38 treys to post a remarkable 2-to-1 three-point field goal-to-turnover ratio... Also had 26 steals... Had 18 games in which he did not commit a turnover... His three-point field goal percentage of 40.0 was not only tops on the team, but the 11th-best single-season mark in school history and the fourth-best figure in Steve Fisher's five seasons on The Mesa... His 30 treys were the 29th highest single-season total... Went five consecutive games without a turnover from Dec. 31, 2003 to Jan. 17, 2004 (broken Jan. 24, 2004, at Colorado State), covering a span of 114 minutes... Scored eight points vs. Wyoming (2-21-04), his sixth game of the year with at least eight points... Scored eight points in 20 minutes at Brigham Young (2-7-04)... Was a perfect 2-for-2 from the field and scored seven points in a win over New Mexico (2-2-04)... Earned the fifth start of his career against Utah (3-6-04)... Also started against Air Force (1-31-04) and the last three games of the non-conference schedule... Tied a career-high with nine points on 3-of-4 shooting in a career-high 34 minutes in his return home to the Bay Area at Saint Mary's (1-7-04)... Played at least 10 minutes in 27 of his 29 games he played in the '03-'04 season, including 12 games with at least 20 minutes... 75 of his 97 field goal attempts were from three-point range, including 30 of his 38 makes... Made seven of his first nine attempts (77.8 percent) from three-point range... Earned his first career start and played 25 minutes against Portland (12-31-03)... Saw 20 minutes of action at Arizona (12-22-03) where he dished out a career-best four assists... Ended a cold streak from behind the arc (1-for-7) by hitting three-of-four from deep against Cal Poly (12-18-03), to give him a career-high nine points and also tallied three assists... Scored eight points in season opener against Long Beach State (11-21-03) on three of four shooting, including two of three from behind the arc, in 20 minutes off the bench... Tied for team-high honors by topping the hockey plus/minus category in two of the final eight games... Earned a scholarship over the summer after proving his worth during his freshman year in which he was a walk-on... Fractured his third metacarpal in his right hand while playing basketball early in the 2003 summer... Wore a cast and missed more than a month recovering from the injury... Worked on his left-hand ball skills during the recovery process.

As A Freshman (2002-03 Season)

Played in 28-of-30 games for the Aztecs and logged 236 minutes - the ninth-highest total on the team, sixth among non-seniors... Averaged 1.9 points, 0.8 rebounds and 0.6 assists per game... His averages per 40 minutes were 8.8 points, 3.9 rebounds and 2.7 assists... Despite playing a majority of his minutes at the point guard position, he committed a mere 12 turnovers during the 2002-03 campaign (one turnover every 19.7 minutes of action)... Played in 18 games in which he did not turn the ball over and never had more than two miscues in any one game... Played 11 or more minutes nine times during his freshman campaign... Proved to be an excellent long-range shooter, connecting on 14-of-32 three-point field goal attempts (43.8 percent)... That percentage would have led the team and ranked third in the Mountain West Conference had he had enough attempts to qualify... He was the league's top three-point shooting freshman with at least three attempts (former teammate Steve Sir was third in that category)... Sharper's long-range shooting and ability to run the point is best demonstrated by his three-point field goal-to-turnover ratio of 1.17-to-1... 32 of his 38 field goal attempts during the season came from three-point range, connecting on 16 total - including 14 three-pointers... Made a three in 11 of his final 21 games and made at least one trey in 13 games during his freshman season... Had three points, one rebound, one assist and no turnovers in seven minutes vs. UC Santa Barbara (3-19-03)... Scored five points in 13 minutes against UNLV (2-11-03)... Played 13 or more minutes in four straight games from Jan. 25-Feb. 11... Played a career-high 20 minutes vs. Colorado State (2-1-03) where he had four points, three rebounds, one assist and no turnovers... Followed that up with 15 minutes, his second highest playing total, against Wyoming (2-3-03)... Played 16 minutes against Loyola Marymount (1-3-03) and 14 minutes of action at New Mexico (1-25-03)... Had three points, two rebounds, one assist and no turnovers in 14 minutes against the Lobos... Made a three in his only attempt from the field in seven minutes against Utah (1-18-03)... Scored a point and added an assist with no turnovers in 13 minutes against San Diego (1-8-03)... He scored three points, added three rebounds, two assists and did not commit a turnover against the Lions... Had three points, two rebounds and one assist in 11 minutes against IPFW (12-30-02)... Connected on 2-of-4 attempts from three-point range in eight minutes of action against Florida Atlantic (12-28-02)... Contributed a three-pointer - his first career points - to SDSU's school-record barrage of 16 treys against UCSD (12-2-02).

High School

A graduate of St. Mary's High in Berkeley, Calif., Sharper excelled on and off the court... An honors student all four years in high school, he helped lead the Panthers basketball squad to a 59-8 record his final two seasons... A nominee for California Mr. Basketball, Sharper earned third-team all-state accolades from *CalHiSports.com*... Participated in the 2002 Fullcourt Press All-West Camp... One of 10 prep players to earn a position on the *Cal-HiSports.com's* Division IV all-state team... Also earned all-metro and all-league distinction... In addition to averaging 21.2 points as a senior, he also averaged six assists per game and connected on 85 percent of his free-throw attempts... Team claimed the California high school Division IV championship his junior season... Played for Jose Caraballo in high school.

Personal

Born April 23, 1984, in San Mateo, Calif... Son of John Sharper Sr. and Sharon Bethea... Only son... Father played football at UC Davis... A communications major.

Career Statistics

Year	G-GS	Min.-Avg.	FG-FGA	Pct.	3P-3PA	Pct.	FT-FTA	Pct.	OR	DR	Reb	Avg.	PF-D	AT	TO	BS	ST	Pts	Avg.
2002-03	28-0	236-8.4	16-38	.421	14-32	.438	6-10	.600	5	18	23	0.8	21-0	16	12	0	8	52	1.9
2003-04	29-5	520-17.9	38-97	.392	30-75	.400	14-18	.778	5	22	27	0.9	46-2	26	19	0	26	120	4.1

SHARPER BIO CONTINUED

2004-05	29-20	788-27.2	56-150	.373	43-117	.368	20-22	.909	6	26	32	1.1	40-0	38	38	0	33	175	6.0
Totals	86-25	1544-18.0	110-285	.386	87-224	.388	40-50	.800	16	66	82	1.0	107-2	80	69	0	67	347	4.0

MWC Career Statistics

<i>Year</i>	<i>G-GS</i>	<i>Min.-Avg.</i>	<i>FG-FGA</i>	<i>Pct.</i>	<i>3P-3PA</i>	<i>Pct.</i>	<i>FT-FTA</i>	<i>Pct.</i>	<i>OR</i>	<i>DR</i>	<i>Reb</i>	<i>Avg.</i>	<i>PF-D</i>	<i>AT</i>	<i>TO</i>	<i>BS</i>	<i>ST</i>	<i>Pts</i>	<i>Avg.</i>
2002-03	13-0	108-8.3	7-15	.467	5-11	.455	3-5	.600	2	6	8	0.6	8-0	7	5	0	3	22	1.7
2003-04	14-2	266-19.0	15-48	.312	11-35	.314	6-8	.750	3	6	9	0.6	21-2	9	7	0	10	47	3.4
2004-05	14-9	361-25.8	22-69	.319	19-58	.328	10-12	.833	2	9	11	0.8	17-0	19	15	0	13	73	5.2
Totals	41-11	735-17.9	44-132	.333	35-104	.337	19-25	.760	7	21	28	0.7	46-2	35	27	0	26	142	3.5

Career Highs

Points

15 at UC Santa Barbara, 12-4-04

Rebounds

5 vs. UC San Diego, 12-2-02

Assists

4 vs. Wyoming, 1-22-05

4 at Arizona, 12-22-03

Field Goals

6 at UC Santa Barbara, 12-4-04

Field Goals Attempted

9 - three times

Three-Point Field Goals

3 - six times

Field Goals Attempted

8 vs. Wyoming, 1-22-05

Free Throws

4 vs. Wyoming, 1-22-05

Free Throws Attempted

4 vs. Wyoming, 1-22-05

Steals

3 - five times

Blocked Shots

none

Minutes Played

40 vs. UC Santa Barbara, 11-19-04

Efficiency Rating

14 at UC Santa Barbara, 12-4-04

Marcus Slaughter

Jersey No. 42


Athletic Eligibility Entering 2005-06 Season: Junior

Forward, San Diego State, Ht.: 6-8, Wt.: 223

High School: J.W. North High (Riverside, Calif.)

Birthdate: March 18, 1985 (San Leandro, Calif.)

SDSU Letters (2): 2003-04, 2004-05



Will likely battle teammate Brandon Heath for preseason player of the year in the Mountain West Conference next season and warrants consideration for national accolades... Enjoyed a tremendous sophomore season to make himself one of the premier players, not only in the Mountain West Conference, but on the entire West Coast... A special player who exploded last season after a solid freshman campaign... Can play at both forward positions... Probably the most improved player in the conference last season, he showed amazing consistency to perform at a high level throughout the campaign... Could be the toughest match-up on the team as he is too quick for most big forwards and too strong for smaller forwards... Is as good as any player in the league at scoring off the offensive glass... Will contend for the title of best rebounder in the league... Joins teammate Brandon Heath as the first Aztec players to be named to either the first or second all-conference team and return the following season since the 1997-98 team featured a returning all-conference performer and the first time SDSU has had two returning all-conference performers in the Division I era.

QUICK HITS

- ▶ The top returning vote getter from last season's all-Mountain West Conference team.
- ▶ Last season he became the third player in SDSU's Division I era (joining Michael Cage and Aerick Sanders) and the first non-senior to record at least 475 points, 200 rebounds, 30 steals and 30 blocked shots in the same season.
- ▶ Increased his scoring average from his freshman to sophomore seasons by 9.9 points per game. The second biggest single-season increase in SDSU Division I era history.
- ▶ Enters his junior campaign having started the last 44 games in which he has played and has scored in double figures in 27 consecutive games. The 27-game double-digit scoring streak is the longest during the Steve Fisher SDSU era.
- ▶ His 717 points are the third most by an Aztec player after his sophomore season in the Division I era, trailing only Brandon Heath (945) and Tony Ross (916). He is ahead of the pace set by SDSU's all-time leading scorer Michael Cage, who had 613 points after his sophomore season and ended his career with 1,846 points.

As A Sophomore (2004-05 Season)

NCAA Rankings: 34th in rebounding, 6th leading sophomore rebounder

MWC Rankings: 2nd in rebounding, 2nd in offensive rebounding, 4th in defensive rebounding, 5th in scoring, 6th in steals, 8th in blocked shots

A second-team all-Mountain West Conference selection as announced by the league and as voted upon by the coaches and the media... Was the top vote-getter among the second team members and the top vote-getter among players returning in 2005-06 (of the five people in front of him, four were seniors and the other was the top pick in the NBA Draft, Andrew Bogut of Utah)... Named to the 2005 MWC all-tournament team after averaging 23.5 points, 9.0 rebounds and connecting on 59.3 percent from the field during the conference tournament... Was the only player on the five-member team to not play in the championship game... Finished the season ranked 34th nationally in rebounds at 9.0 and was sixth nationally among the sophomore class (trailing only Bogut (Utah), Paul Milsap (Louisiana Tech), Nick Fazekas (Nevada), Caleb Green (Oral Roberts) and Brandon Bass (LSU))... Ranked among the Mountain West Conference leaders in six categories: rebounding (2nd), offensive rebounding (2nd), defensive rebounding (4th), scoring (5th), steals (6th) and blocked shots (8th)... Produced one of the greatest seasons by an Aztec sophomore in school history... Made an appearance on nearly every SDSU Division I single-season list including 4th in free throws (141), 5th in free throws attempted (202), 7th in points-rebounds-assists per game (28.03), 8th in points per game (17.8), 10th in efficiency point average (18.22), 12th in efficiency points (492), 12th in points-rebounds-assists (757), 13th in rebounds per game (9.0), 16th in scoring (480), 17th in rebounding (242) and 23rd in field goals (165)... His single-season rank among sophomores in the Aztecs' Division I era: 1st in efficiency points, 1st in efficiency point average, 1st in points-rebounds-assists, 1st in points-rebounds-assists average, 1st in free throws made, 1st in free throws attempted, 2nd in scoring, 2nd in points per game, 2nd in rebounds per game, 3rd in rebounds, 3rd in field goals... Became the third player in school history and the first non-senior to record at least 475 points, 200 rebounds, 30 steals and 30 blocked shots in a single season, joining Michael Cage (1983-84) and Aerick Sanders (2003-04)... Played in 27 of SDSU's 29 games, missing the final two regular season games (Feb. 28 vs. Air Force and March 5 at Utah) due to a sprained big toe on his right foot he suffered during the Feb. 26 game vs. New Mexico... Started all 27 games in which he played and ended the season having started the last 44 games in which he has played... Led the team in rebounding (9.0) and blocked shots (30) and was second on the squad in scoring (17.8), minutes played (34.1) and steals (37)... Had more rebounds (242) than the total of the second and third leading rebounders on the squad combined (211)... The model of consistency, he scored in double figures in all 27 games he played in (never scored in double figures in three straight games prior to the season) and 34 in his career... His splits show his ability to produce no matter what the situation as Slaughter averaged 17.8 points in wins, 17.8 points in losses, 17.8 points in home games and 17.8 points in road/neutral games... Tied the school's sophomore class record by posting 10 double-doubles, matching Michael Cage and Eddy Gordon... That number places him in a tie for seventh on the single-season double-doubles chart in school history... Led the Aztecs in scoring 12 times, after doing so just once as a freshman... Also posted team-high honors in rebounding a team-best 21 times and twice in assists... Produced a team-high tying 27 double-figure scoring games and had eight 20-point performances... Had 10 double-figure rebound games... Connected on 49.8 percent of his two-point field goal attempts on the season (156-of-313)... Scored 15 or more points in 22 of the 27 games in which he played... Led the team in efficiency points (492)... Produced one of the most impressive hockey plus/minus ratings on the team... In the 922 minutes he was on the court, SDSU was outscored by eight points, while in the 258 minutes he was on the bench the Aztecs were outscored by 65 points... The trend held true during MWC games as well as SDSU was outscored by 25 points in the 401 minutes he was in the game and the Aztecs were outscored by 66 points in the 174 minutes he was off the court... Had a personal hockey plus/minus record of 16-10-1 (61.1 percent) (meaning SDSU outscored its opponent when Slaughter was on the court 16 times and was outscored 10 times with one draw) was the highest among SDSU regulars... By contrast, SDSU was 11-16 in those games, with Slaughter owning a record five and one-half games better than the team... Pulled down 95 rebounds in his last 10 games (9.5 rpg)... Shot 14 free throws in a game four times in 2004-05 and has attempted at least 10 on eight different occasions... Nearly tripled his freshman season free throw attempt total of 76 after he attempted 202... Surpassed the 500 career-points mark in his 45th career game with his 17 points in the Jan. 15th win at UNLV... Had a streak of at least one three-point field goal in five straight games in which he went 7-for-16 (.438) after making only eight during his entire freshman year... Performed exceptionally well down the stretch in close games as he was 14-of-26 (53.8 percent) from the field and 20-of-22 (90.9 percent) from the free throw line and pulled down an amazing 36.8 percent of SDSU's

SLAUGHTER BIO CONTINUED

rebounds in the final five minutes of the 15 games that were a one possession contest with five minutes or less remaining... San Diego State was 5-3 when he recorded an efficiency rating of +20 or better (Aztecs were 6-15 in other games)... In the season opener against UC Santa Barbara (11-19-04), scored a career-high 28 points on 8-of-16 shooting, including 12-of-14 from the charity stripe, pulled down 13 rebounds and recorded four steals in a career-high 41 minutes played... At No. 16 Washington (12-7-04), went for 21 points on 8-for-13 (.615) shooting and grabbed seven rebounds... After scoring 15 points and collecting 13 rebounds against Cal State Fullerton (12-21-04), the sophomore followed it up with a 15 point, 12 rebound performance at Iowa State (12-28-04)... Helped the team win at UNLV (1-15-05) with his 17 points and 12 rebounds in 36 minutes... Tied a career-high when he gathered 15 rebounds at Air Force on Jan. 29... Against UNLV at home (2-12-05), scored 25 points on 9-of-10 shooting from the free-throw line and tallied 10 rebounds... After spraining his right big toe vs. New Mexico (2-26-05) and missing the next two games, he returned to lead the team to a quarterfinal win over Air Force at the MWC Championships... In the postseason game against the Falcons (3-10-05), he scored 24 points on 9-of-14 (.643) shooting, grabbed nine rebounds and added a two steals and a block to help the team advance to the semifinals... In the next round against New Mexico (3-11-05), he put up 23 points (7-of-13 shooting) and gathered nine boards in just 29 minutes; he was also 9-for-11 from the free-throw line and made three steals in SDSU's final game of the season.

Most Points After Sophomore Season at SDSU/Division I Era

<i>Pl.</i>	<i>Name, Seasons</i>	<i>Points</i>
1.	► Brandon Heath, 2004-05	.945
2.	Tony Ross	.916
3.	► Marcus Slaughter, 2004-05	.717
4.	Myron Epps	.712
5.	Michael Cage	.613

Largest SDSU Scoring Increases in Consecutive Seasons/Division I Era

<i>Pl.</i>	<i>Name, Seasons</i>	<i>Points</i>
1.	Anthony Watson, 1984-85	.302
2.	Aerick Sanders, 2003-04	.299
3.	► Marcus Slaughter, 2004-05	.243
4.	John Martens, 1985-86	.234
5.	Joe McNaull, 1991-92	.229

<i>Pl.</i>	<i>Name, Seasons</i>	<i>PPG</i>
1.	Aerick Sanders, 2003-04	10.0
2.	► Marcus Slaughter, 2004-05	9.9
3.	Michael Cage, 1982-83	8.5
4.	Joe McNaull, 1991-92	8.4
5.	Arthur Massey, 1990-91	7.5

As A Freshman (2003-04 Season)

MWC Rankings: 5th in offensive rebounding, 6th in rebounding, 8th in defensive rebounding, 13th in steals, 15th in blocked shots

MWC Freshman Rankings: 2nd in rebounding, 2nd in steals, 2nd in blocked shots, 2nd in offensive rebounding, 2nd in defensive rebounding

An all-conference honorable mention honoree as announced by the league and as voted upon by the coaches and the media... One of only four freshmen among the 29 players that earned recognition by the league, joining teammate Brandon Heath, Utah's Andrew Bogut and Colorado State's Dwight Boatner... Ranked among the league leaders in five categories, offensive rebounding (5th), rebounding (6th), defensive rebounding (8th), steals (13th) and blocked shots (15th)... Was second among all league freshmen in all five of the aforementioned categories... His 204 rebounds were the third-highest total by a Steve Fisher freshman, trailing only eventual consensus All-American Chris Webber and all-Big Ten Conference first-team member Juwan Howard (both players were eventual NBA Draft lottery selections)... His efficiency rating per game, the formula utilized by the NBA to determine overall performance, was the fourth-highest by a freshman in SDSU history since the statistic was tracked beginning in 1978-79, trailing only Michael Cage, Eddy Gordon and Presnell Gilbert and was the third-highest by a Steve Fisher coached freshman trailing only Chris Webber and Jalen Rose... One of five players to see action in all 30 games and his 18 starts were the fifth-highest total on the squad... Ended the season starting the final 17 games of the season (will enter the 2004-05 season tied with Chris Walton for the longest active streak)... Led the team in scoring once (19 vs. Long Beach State (11-21-03) in the season opener) and rebounding 10 times, which was second on the squad behind Aerick Sanders... Had eight double-digit scoring games, four double-figure rebound games and two double-doubles... His rebound numbers were among the best in school history with his 204 boards the 33rd-highest single-season total and his average of 6.8 rebounds the 38th best single-season total in the Division I era... Both numbers were third all-time among SDSU freshmen, trailing only Michael Cage (355 rebounds, 13.1 rpg) and Eddy Gordon (239, 8.9)... Bucked the freshman trend as his numbers improved as the season progressed... Averaged 8.7 points, 7.9 rebounds, 1.4 steals and connected on 48.5 percent of his field goal attempts in 14 conference games... All of those numbers were improvements over his season average... Point and rebound averages per month: November: 7.0 ppg, 4.8 rpg, 43.5 FG pct.; December: 7.4 ppg, 7.0 rpg, 47.6 FG pct.; January 7.6 ppg, 5.3 rpg, 42.9 FG pct.; February: 9.6 ppg, team-high 9.6 rpg, 46.0 percent; March: 7.7 ppg, 6.7 rpg, 71.4 FG pct... His February and March averages, spanning the final 10 games of the season, were 9.0 ppg, team-best 8.7 rpg, and team-best 50.6 FG pct... Season averages per 40 minutes 12.6 points, 10.8 rebounds and 1.8 steals... Made 55-of-76 from the free throw line, a 72.4 percentage... Posted second career double-double with 17 points and 11 rebounds in a career-high 37 minutes of action against Colorado State (2-23-04)... His 17 points are the second-highest total of the year, behind only 19 points in the first game of his career, and his eight field goals also set a new career mark... Recorded his first career double-double at UNLV (2-17-04) with a career-high 15 rebounds and 13 points in 36 minutes of action... Pulled down six or more rebounds in 12 straight games and 13 of his final 14 contests of the season... Had eight double-digit scoring efforts in 2003-04, including six in his last 14 games... Scored 11 points on 4-of-6 shooting in 34 minutes at Brigham Young (2-9-04)... Pulled down 11 rebounds against New Mexico (2-2-04)... Scored 11 points, all in the second half, and pulled down a game-high seven rebounds against Air Force (1-31-04)... Scored in double figures in consecutive games for the first time in his career against UNLV (1-17-04) and Colorado State (1-24-04)... Against UNLV (1-17-04), tallied 11 points and seven rebounds and followed that up with 11 points and six rebounds in 34 minutes at Colorado State (1-24-04)... Scored eight points and dished out a career-high four assists against Saint Mary's (1-6-04)... Made first start against Division I competition, vs. Iowa State (1-4-03)... Scored nine points and pulled down nine rebounds in win over Portland (12-31-03)... Recorded his second career double-digit scoring game with 10 points against Washington (12-27-03)... Pulled down a career-high 10 rebounds vs. Eastern Washington (12-20-03) and scored nine points... Posted nine rebounds and eight points in win over Cal Poly (12-18-03)... Made first career start and played 30 minutes against UC San Diego (12-6-03), where he recorded seven points and seven rebounds... Scored 19 points in the

SLAUGHTER BIO CONTINUED

season opener against Long Beach State (11-21-03), which tied Chris Webber as the most points by a freshman in their debut under Steve Fisher... Had eight rebounds in victory over Ohio State (11-24-03).

Most Rebounds By a Steve Fisher Player in a Freshman Season

<i>Pl.</i>	<i>Name, Season</i>	<i>Rebounds</i>
1.	Chris Webber, 1992	.340
2.	Juwan Howard, 1992	.212
3.	► Marcus Slaughter, 2004	.204
4.	Maceo Baston, 1995	.165
5.	Maurice Taylor, 1995	.158

Highest Efficiency Ratings by a Steve Fisher Player in a Freshman Season

<i>Pl.</i>	<i>Name, Season</i>	<i>EPG</i>
1.	Chris Webber, 1992	.22.0
2.	Jalen Rose, 1992	.16.0
3.	► Marcus Slaughter, 2004	.12.0
4.	Evan Burns, 2003	.11.7
5.	Maurice Taylor, 1995	.11.0
6.	Juwan Howard, 1992	.10.9
7.	Louis Bullock, 1996	.10.7
8.	Maceo Baston, 1995	.10.4
9.	Robert Traylor, 1995	.10.3

Most Points Scored By a Steve Fisher Player in a Freshman Season

<i>Pl.</i>	<i>Name, Season</i>	<i>Points</i>
1.	Jalen Rose, 1992	.597
2.	Chris Webber, 1992	.528
3.	Louis Bullock, 1996	.432
4.	► Brandon Heath, 2004	.413
5.	Maurice Taylor, 1995	.384
6.	Juwan Howard, 1992	.377
7.	Jimmy King, 1992	.337
8.	Albert White, 1996	.288
9.	Evan Burns, 2003	.240
10.	► Marcus Slaughter, 2004	.237

High School

Graduated from J.W. North High School in Riverside, Calif, after also attending Valley View High School... An honorable mention All-American by *Street and Smith* magazine... Ranked as the 80th top prep player nationally and the 16th-best prospect at his position by *Insider.com*... Tabbed as one of the top two west coast power forwards in the 2003 class by *Prep West Hoops*... All of this for a player who did not play organized basketball until his junior year of high school... One of 10 players named to the 2002-2003 boys basketball Division II-AA All-CIF-Southern Section first team... Averaged 14.5 rebounds a game his senior season to rank fifth in the Southland, according to the *Los Angeles Times*... Also, his 21.1 ppg scoring average as a senior was the 42nd highest in southern California... As a junior he averaged 21 points, 14.3 rebounds and 3.5 blocks... His rebound average as a junior was the fifth highest total in the greater Los Angeles area and led Riverside County in the category... Named to the inaugural Pangos Summer Shootout all-tournament team in 2002... Played a big part in his team winning the Adidas Double Pump Best of Summer Tournament in 2002... Went to the same high school as current Minnesota Viking linebacker Chris Claiborne.

Personal

Full name is Marcus Anthony Slaughter... Born March 18, 1985, in San Leandro, Calif... Son of Dwight and Tara Slaughter... A communications major.

Career Statistics

<i>Year</i>	<i>G-GS</i>	<i>Min.-Avg.</i>	<i>FG-FGA</i>	<i>Pct.</i>	<i>3P-3PA</i>	<i>Pct.</i>	<i>FT-FTA</i>	<i>Pct.</i>	<i>OR</i>	<i>DR</i>	<i>Reb</i>	<i>Avg.</i>	<i>PF-D</i>	<i>AT</i>	<i>TO</i>	<i>BS</i>	<i>ST</i>	<i>Pts</i>	<i>Avg.</i>
2003-04	30-18	755-25.2	87-184	.473	8-24	.333	55-76	.724	84	120	204	6.8	67-2	22	36	17	34	237	7.9
2004-05	27-27	922-34.1	165-352	.469	9-39	.231	141-202	.698	91	151	242	9.0	87-4	35	84	30	37	480	17.8
Totals	57-45	1677-29.4	252-536	.470	17-63	.270	196-278	.705	175	271	446	7.8	154-6	57	120	47	71	717	12.6

MWC Career Statistics

<i>Year</i>	<i>G-GS</i>	<i>Min.-Avg.</i>	<i>FG-FGA</i>	<i>Pct.</i>	<i>3P-3PA</i>	<i>Pct.</i>	<i>FT-FTA</i>	<i>Pct.</i>	<i>OR</i>	<i>DR</i>	<i>Reb</i>	<i>Avg.</i>	<i>PF-D</i>	<i>AT</i>	<i>TO</i>	<i>BS</i>	<i>ST</i>	<i>Pts</i>	<i>Avg.</i>
2003-04	14-14	417-29.8	50-103	.485	3-12	.250	19-28	.679	41	70	111	7.9	37-2	11	20	7	19	122	8.7
2004-05	12-12	401-33.4	70-159	.440	1-12	.083	52-72	.722	37	72	109	9.1	37-2	19	30	10	12	193	16.1
Totals	26-26	818-31.5	120-262	.458	4-24	.167	71-100	.710	78	142	220	8.5	74-4	30	50	17	31	315	12.1

Career Highs

Points

28 vs. UC Santa Barbara, 11-19-04

Rebounds

15 at Air Force, 1-29-05

15 vs. Colorado State, 2-23-04

Assists

4 at Saint Mary's, 1-7-04

SLAUGHTER BIO CONTINUED

Field Goals

9 vs. Air Force, 3-10-05

Field Goals Attempted

20 vs. California, 12-11-04

Free Throws

12 vs. UC Santa Barbara, 11-19-04

Free Throws Attempted

14 - four times

Steals

5 at New Mexico, 2-28-04

Blocked Shots

3 vs. UC San Diego, 11-27-04

Minutes Played

41 vs. UC Santa Barbara, 11-19-04

Efficiency Rating

31 vs. UC Santa Barbara, 11-19-04

Matt Thomas



Jersey No. 21

Athletic Eligibility Entering 2005-06 Season: Sophomore

Guard, San Diego State, Ht.: 6-3, Wt.: 191

High School: Martin Luther King High (Riverside, Calif.)

Birthdate: January 7, 1986 (San Diego, Calif.)

SDSU Letters (1): 2004-05

Exploded onto the scene as a freshman as one of the top-newcomers in the league, he was the only scholarship freshman to see playing time last season... Role dramatically increased and was thrust into instant playing time following the departure of Wesley Stokes... Performed admirably and adopted to the college game quickly... Became a legitimate scoring threat, finishing fourth on the team in scoring and third on the squad in points in league action... Phenomionally quick off the dribble and can break down the defense... Needs to develop an outside game to keep defenders honest... Looking to improve defensively, particularly off-the-ball.

QUICK HITS

- ▶ Only freshman in the school's Division I era to record at least 40 assists, 90 rebounds and 30 steals.
- ▶ Started the final eight games of the season, second longest active streak on the team behind Brandon Heath.
- ▶ In the final two months of the season, covering the last 10 games, he was the third on the team in scoring, second in rebounding and third in assists on the squad.

As A Freshman (2004-05 Season)

MWC Rankings: 15th in steals

An honorable mention all-Mountain West Conference performer as announced by the league and as voted upon by the coaches and the media... Of the 29 players recognized by the league, he joined Colorado State's Jason Smith as the only freshman to earn all-conference recognition... One of only two nominated players for MWC freshman of the year honors... Became the fourth Aztec freshman to earn a position on the honorable mention all-conference team in the last three years, following Evan Burns (2003), Brandon Heath (2004) and Marcus Slaughter (2004)... One of five Aztec players to see action in all 29 games last season and his 11 starts were the sixth highest total on the squad... Both numbers were also team highs among the freshman class... Despite being a true freshman, he ranked among the team leaders in nearly all the major categories, including 2nd in assists (43), 4th in scoring (6.1), 4th in rebounding (3.4), 4th in steals (3.2), 4th in efficiency points (17.3) and 4th in minutes played (65.9)... Bucked the freshman trend and actually produced bigger numbers as the season progressed... Numbers by month: November: 5.7 ppg, 3.3 rpg, 3.0 apg; December: 5.8 ppg, 2.7 rpg, 1.1 apg; January: 3.6 ppg, 1.3 rpg, 0.9 apg; February/March: 8.3 ppg, 5.5 rpg, 1.8 apg... In the final two months of the season, covering the final 10 games, he was third on the team in scoring, second in rebounding and third in assists on the squad... Ranked among the league leaders of the freshman class in nearly every category including 1st in free throws, 1st in free throws attempted, 1st in steals, 2nd in rebounding, 3rd in scoring, 3rd in assists and 5th in blocked shots... Among SDSU's Division I era freshmen, Thomas also proved impressive, ranking 4th in free throws made, 5th in free throws attempted, tied for 8th in steals, 13th in rebounds, 13th in minutes played, 17th in points and tied for 21st in games started... Started the final eight games of the season, the second longest active streak on the squad behind Brandon Heath's 19-game streak... Had a string of 10 consecutive free throws made broken against Saint Mary's (12-14-04) but made 62-of-86 (72.1 percent) after making just 3-of-9 to open the season... Made 17 of this last 22 (77.2 percent) free-throw attempts of the season... His 43 assists were the second most on the team, despite averaging 22.7 minutes per game, the fifth highest total on the squad... With 43 assists and 37 turnovers he joined Brandon Heath and Tyler Smith as the only Aztec players with more assists than turnovers... Tied a then career-best with 14 points at New Mexico (1-31-05)... Had a string of at least one assist in seven games broken against Saint Mary's (12-14-04)... Recorded a rebound in 25-of-29 games, including the final 14 games of the season... Had just 17 turnovers in his last 393 minutes of play (one turnover every 23.1 minutes)... Has just six multiple turnover games in the final 22 outings of the season... Produced 10 turnover-free games, including four times when he played at least 30 minutes... Had at least three rebounds in 10 of the final 11 games of the season... Posted five games with at least three steals this season... Scored in double-figures seven times, including three times in his last six games of the 2004-05 season... Set a career high with 20 points against Air Force (2-28-05)... Also set career highs in free-throws (12) and free-throw attempts (13)... Had 14 points and 10 rebounds against UNLV (2-12-05) for his first double-double of his career... That was the only double-double recorded by a player other than Marcus Slaughter during the season... Also set career highs in the UNLV game in rebounds (10), minutes (40) and tied his then career high in points (14)... Also had four assists and his third block of the season against UNLV... Recorded consecutive double-figure scoring games for the first time in his career with 20 points vs. Air Force (2-28-05) and 14 points at Utah (3-5-05) to close out the regular season... Nearly had another double-double two games later at Wyoming (2-21-05) when he scored 11 points and grabbed nine rebounds... Also had a career-high four steals... Had 14 points and tied his career-high of four steals at Utah (3-5-05)... Made his first career start and played a then career-high 32 minutes against Saint Mary's (12-14-04).

High School

Attended Martin Luther King High in Riverside, Calif... A two-time All-Southern Section selection, Thomas helped lead the Wolves to a 99-21 record in his four seasons, including the 2002 Divison II California state championship and a number 13 national ranking, according to *USA Today*... Averaged 16.2 points, 9.5 rebounds, six assists and five steals during his senior campaign... In 2003-04, King High went 26-5, while Thomas recorded 31 double-doubles and eight triple-doubles.

Personal

Full name is Matthew Otis Thomas... Born Jan. 7, 1986, in San Diego, Calif... Son of Neida and Gerald Thomas... Has two brothers and two sisters.

Career Statistics

Year	G-GS	Min.-Avg.	FG-FGA	Pct.	3P-3PA	Pct.	FT-FTA	Pct.	OR	DR	Reb	Avg.	PF-D	AT	TO	BS	ST	Pts	Avg.
2004-05	29-11	65.9-22.7	55-169	.325	2-18	.111	65-95	.684	37	61	98	3.4	51-1	43	37	4	32	177	6.1

MWC Career Statistics

Year	G-GS	Min.-Avg.	FG-FGA	Pct.	3P-3PA	Pct.	FT-FTA	Pct.	OR	DR	Reb	Avg.	PF-D	AT	TO	BS	ST	Pts	Avg.
------	------	-----------	--------	------	--------	------	--------	------	----	----	-----	------	------	----	----	----	----	-----	------

THOMAS BIO CONTINUED

2004-05 14-6 342-24.4 32-85 .376 0-6 .000 39-55 .709 16 33 49 3.5 30-1 22 15 3 18 103 7.4

Career Highs

Points

20 vs. Air Force, 2-28-05

Rebounds

10 vs. UNLV, 2-12-05

Assists

6 vs. Monmouth, 11-22-04

Field Goals

6 vs. UNLV, 2-12-05

Field Goals Attempted

12 at Utah, 3-5-05

12 vs. UNLV, 2-12-05

Three-Point Field Goals

1 vs. UC San Diego, 11-27-04

1 vs. Monmouth, 11-22-04

Three-Point Field Goals Attempted

3 vs. Monmouth, 11-22-04

Free Throws

12 vs. Air Force, 2-28-05

Free Throws Attempted

13 vs. Air Force, 2-28-05

Steals

4 at Utah, 3-5-05

4 at Wyoming, 2-21-05

Blocked Shots

1 - four times

Minutes Played

40 vs. UNLV, 2-12-05

Efficiency Rating

20 vs. Air Force, 2-28-05

20 vs. UNLV, 2-12-05

Tyler Smith



Jersey No. 11

Athletic Eligibility Entering 2005-06 Season: Sophomore

Guard, San Diego State, Ht.: 6-2, Wt.: 208

High School: San Margarita Catholic High (San Clemente, Calif.)

Birthdate: June 10, 1985 (Huntington Beach, Calif.)

SDSU Letters (1): 2004-05

A pleasant surprise for San Diego State in 2004-05... Made major contributions as a true freshman walk-on last season... An excellent long range shooter with a pass-first mentality, Smith plays like an upperclassman... An excellent decision maker that will continue to develop his game this season... Remarkably consistent for an underclassman.

QUICK HITS

- ▶ Joined Brandon Heath and Matt Thomas as the only players on last season's team to record more assists than turnovers.
- ▶ Connected on 17-of-35 (48.6) percent from three-point range which would have placed him second on the SDSU charts had the minimum 20 three-point field goals been met.
- ▶ Had a personal hockey plus/minus of 14-13-1, second best on the team

As A Freshman (2004-05 Season)

Played in 28 games and made eight starts as a true freshman... Ranked sixth on the team in game played, seventh in games started and ninth in minutes played (415/14.8 mpg)... One of three players on the squad to record more assists (33) than turnovers (21), joining sophomore Brandon Heath and freshman Matt Thomas... Had 12 more assists than turnovers, the best figure on the team... Connected on 17-of-35 (48.6 percent) three-point field goal attempts, which would have ranked as the second highest single-season percentage in school history had the minimum of 20 three-point field goals been reached... 17 of his 19 field goals and 35 of his 48 attempts came from beyond the arc... Showed tremendous poise for a freshman, averaging just one turnover every 19.8 minutes... That number improved as the season went on, committing just two turnovers in final seven games which covered a span of 86 minutes... Had 14 turnover free games and did not commit more than one turnover in a contest in his final 17 games of the season... Recorded one of the best hockey plus/minus figures on the team... In the 415 minutes he was on the court, SDSU outscored its opponents by 16 points, while in the 765 minutes he was off the court the Aztecs were outscored by 89 points... His personal hockey plus/minus record of 14-13-1 (51.8 percent) (meaning SDSU outscored its opponents when Smith was on the court 14 times and was outscored 13 times with one draw) was second on the team behind Marcus Slaughter... By contrast, SDSU was 11-17 in those games, with Smith owning a record three and one-half game better than that of the team... Logged 20 games with at least 10 minutes of playing time... Scored a career-high 12 points on 4-of-5 shooting from the field, including 3-of-4 from three-point range, in 25 minutes of action against Brigham Young (2-7-05)... Collected career highs in rebounds (eight) and minutes (38) in SDSU's win over Cal State Fullerton (12-21-04)... Handed out four assists, picked up two rebounds and hit his first career three-pointer in just 18 minutes of action against UC San Diego (11-27-04)... Scored his first points as an Aztec in the win over Monmouth (11-22-04)... Had at least one assist in 17 of the 28 games he has played in this season... SDSU typically had good results when Smith played well... SDSU was 7-4 when he scored, 4-0 when he recorded three or more assists, 6-5 when he had more assists than turnovers and 4-3 when he played at least 20 minutes.

High School

Prepped at Santa Margarita Catholic High in Santa Margarita, Calif... Enjoyed a stellar prep career which included a sensational senior campaign... Averaged 15.7 points, 5.0 rebounds and 3.4 assists in leading his prep team to a 29-4 record... Named CIF Division III-AA Player of the Year, Orange County Player of the Year and third-team all-state... Was co-most valuable player of the Serra League... As a junior he earned all-CIF, all-conference and team most valuable player accolades... Same high school that produced San Diego State quarterback Matt Dlugolecki.

Personal

Full name is Tyler John Smith... Born June 10, 1985, in Huntington Beach, Calif... Son of Suzanne and Steve Smith... Has three brothers... Older brother Chris attended San Diego State... Brother Travis played basketball at San Diego... A business administration major.

Career Statistics

Year	G-GS	Min.-Avg.	FG-FGA	Pct.	3P-3PA	Pct.	FT-FTA	Pct.	OR	DR	Reb	Avg.	PF-D	AT	TO	BS	ST	Pts	Avg.
2004-05	28-8	415-14.8	19-48	.396	17-35	.486	7-18	.389	11	35	46	1.6	34-0	33	21	0	7	62	2.2

MWC Career Statistics

Year	G-GS	Min.-Avg.	FG-FGA	Pct.	3P-3PA	Pct.	FT-FTA	Pct.	OR	DR	Reb	Avg.	PF-D	AT	TO	BS	ST	Pts	Avg.
2004-05	14-4	219-15.6	11-22	.500	10-17	.588	4-8	.500	4	18	22	1.6	19-0	15	6	0	2	36	2.6

Career Highs

Points

12 vs. Brigham Young, 2-7-05

Rebounds

8 vs. Cal State Fullerton, 12-21-04

Assists

6 at Brigham Young, 1-8-05

Field Goals

4 vs. Brigham Young, 2-7-05

SMITH BIO CONTINUED

Field Goals Attempted

5 - three times

Three-Point Field Goals

3 vs. Brigham Young, 2-7-05

3 at New Mexico, 1-31-05

Three-Point Field Goals Attempted

4 - three times

Free Throws

2 vs. UNLV, 2-12-05

Free Throws Attempted

4 vs. South Dakota State, 1-3-05

Steals

2 vs. South Dakota State, 1-3-05

Blocked Shots

none

Minutes Played

38 vs. Cal State Fullerton, 12-21-04

Efficiency Rating

15 vs. Brigham Young, 2-7-05

15 vs. Cal State Fullerton, 12-21-04

2004-05 San Diego State

Record: 11-18 (Home: 7-9, Away: 3-8, Neutral: 1-1)
 Mountain West Conference: 4-10 (Home: 2-5, Away: 2-5)

Date	NR	Opponent	SDSU Result		W-L	Record	MWC	San Diego State High			Attendance
								Scorer	Rebounder	Assists	
Nov. 19		UC SANTA BARBARA	L-ot	72-80	L1	0-1		Slaughter-28	Slaughter-13	Heath-3	6,191
Nov. 22		MONMOUTH	W	69-65	W1	1-1		Slaughter-18	Heath-9	Thomas-6	4,097
Nov. 27		UC SAN DIEGO	W	86-51	W2	2-1		Manker-23	Manker-5	Heath-9	4,102
Dec. 1		SAN DIEGO	W	83-63	W3	3-1		Heath-26	Slaughter-12	Heath-5	6,132
Dec. 4		at UC Santa Barbara (D)	W	73-55	W4	4-1		Slaughter-24	Slaughter-7	Heath-7	1,518
Dec. 7	16/21	at Washington	L	69-98	L1	4-2		Slaughter-21	Camara/Slaughter-7	Thomas-3	9,694
Dec. 11		CALIFORNIA~	L	57-60	L2	4-3		Slaughter-18	Slaughter-9	Manker-3	8,978
Dec. 14		SAINT MARY'S	L	64-73	L3	4-4		Heath-20	Slaughter-8	Sharper-2	4,056
Dec. 18		at Loyola Marymount	L	68-72	L4	4-5		Slaughter-21	Slaughter-9	Heath-4	1,650
Dec. 21		CAL STATE FULLERTON	W	63-60	W1	5-5		Heath-17	Slaughter-13	Heath-6	4,550
Dec. 28	--/rv	at Iowa State	L	59-69	L1	5-6		Heath-20	Slaughter-12	Sharper-3	8,091
Dec. 31		PROVIDENCE (D)	L	67-76	L2	5-7		Heath-26	Camara-13	Heath/Walton-3	5,132
Jan. 3		SOUTH DAKOTA STATE	W	64-49	W1	6-7		Heath/Slaughter-15	Manker-7	Heath-7	3,398
Jan. 8		at Brigham Young* (:00)	W	59-57	W2	7-7	1-0	Slaughter-17	three with-6	Smith-6	12,633
Jan. 15		at UNLV*	W	81-73	W3	8-7	2-0	Heath-37	Slaughter-12	Heath-5	12,611
Jan. 22		WYOMING*	L-ot	81-88	L1	8-8	2-1	Heath-29	Slaughter-10	Sharper-4	7,144
Jan. 24		COLORADO STATE*	W	84-77	W1	9-8	3-1	Walton-23	Heath-5	Heath-7	7,295
Jan. 29	--/rv	at Air Force* (D)	L	50-62	L1	9-9	3-2	Heath-17	Slaughter-15	Heath-4	5,607
Jan. 31	--/rv	at New Mexico*	L	71-88	L2	9-10	3-3	Thomas/Walton-14	Slaughter-10	Heath/Slaughter-3	14,875
Feb. 5	21/22	UTAH*	L	41-61	L3	9-11	3-4	Slaughter-18	Slaughter-8	Heath-4	8,983
Feb. 7		BRIGHAM YOUNG*	W	66-58	W1	10-11	4-4	Slaughter-16	Slaughter-11	five with 2	6,387
Feb. 12		UNLV* (D)	L-ot	91-93	L1	10-12	4-5	Heath-29	Slaughter/Thomas-10	Heath-5	5,897
Feb. 19		at Colorado State*	L-ot	88-93	L2	10-13	4-6	Heath-28	Camara/Slaughter-7	Walton-3	3,177
Feb. 21		at Wyoming*	L	65-69	L3	10-14	4-7	Heath-14	Thomas-9	Heath/Slaughter-2	7,510
Feb. 26		NEW MEXICO*	L	61-78	L4	10-15	4-8	Heath/Slaughter-13	Slaughter-8	Thomas-5	7,069
Feb. 28		AIR FORCE*	L	57-77	L5	10-16	4-9	Thomas-20	Davis/Heath-5	Walton-2	5,039
Mar. 5	16/15	at Utah* (D)	L	60-72	L6	10-17	4-10	Heath-23	Camara/Davis-3	Sharper-3	14,029
Mar. 10		vs. Air Force (QF)~	W	73-68	W1	11-17		Heath-28	Slaughter-9	Heath-7	8,249
Mar. 11	rv/rv	vs. New Mexico (SF)~	L	67-77	L1	11-18		Slaughter-23	Slaughter-9	Heath-4	9,415

Caps denotes home game. * - Indicates Mountain West Conference Game. ^ - Mountain West Conference Championships at the Pepsi Center in Denver, Colo. ~ - San Diego State SLAM Presented by PerfectWave Technologies (Cox Arena; San Diego, Calif.). Two-letter abbreviation indicates round, number to left of team indicates seed. Opp. NR - Indicates San Diego State's opponent national rankings in the Associated Press and ESPN/USA Today coaches polls at gametime. :00 - Time remaining in the final ten seconds when winning team scored final points to break a tie or win the game. D - Indicates day game. c - Indicates capacity.

Record/Attendance Summary

	G	W-L	Total	Average	High
Home	16	7-9	94,450	5,903	8,983 vs. Utah (Feb. 5)
Mountain West	7	2-5	47,814	6,831	8,983 vs. Utah (Feb. 5)
Away	11	3-8	91,395	8,309	14,875 at New Mexico (Jan. 31)
Mountain West	7	2-5	70,442	10,063	14,875 at New Mexico (Jan. 31)
Neutral	2	1-1	17,664	8,832	9,415 vs. New Mexico (Mar. 11)
Total	29	11-18	203,509	7,018	14,875 at New Mexico (Jan. 31)
Mountain West	14	4-10	118,256	8,447	14,875 at New Mexico (Jan. 31)

Win/Loss Margin

	1	2	3	4	5	6	7	8	9	10	11	12	13	14	15	16	17	18	19	20	21	22	23	24	25	29	35
Win		1	1	1	1		1	2							1			1		1							1
Loss		1	1	2	1		1	2	2	2		1					2			2						1	

2004-05 San Diego State Statistics

Record: 11-18 (Home: 7-9, Away: 3-8, Neutral: 1-1)

No.	Player	GP	GS	Min	Avg	TOTAL		3-PTS		FT-FTA		REBOUNDS		PF	FO	A	TO	Blk	Stl	Pts	Avg					
						FG-FGA	Pct	3FG-FGA	Pct	Off	Def	Tot	Avg													
01	HEATH, Brandon	29	28	997	34.4	176-432	.407	48-151	.318	132-161	.820	21	80	101	3.5	53	1	107	104	3	63	532	18.3			
42	SLAUGHTER, Marcus	27	27	922	34.1	165-352	.469	9-39	.231	141-202	.698	91	151	242	9.0	87	4	35	84	30	37	480	17.8			
33	MANKER, Chris	28	7	510	18.2	70-158	.443	22-74	.297	28-36	.778	29	47	76	2.7	52	1	28	30	10	22	190	6.8			
21	THOMAS, Matt	29	11	659	22.7	55-169	.325	2-18	.111	65-95	.684	37	61	98	3.4	51	1	43	37	4	32	177	6.1			
15	SHARPER, John	29	20	788	27.2	56-150	.373	43-117	.368	20-22	.909	6	26	32	1.1	40	0	38	38	0	33	175	6.0			
20	DAVIS, Trimaine	29	6	427	14.7	65-111	.586	0-0	.000	21-41	.512	39	29	68	2.3	61	1	6	14	10	14	151	5.2			
03	WALTON, Chris	19	14	498	26.2	46-102	.451	18-51	.353	9-18	.500	21	28	49	2.6	51	0	28	35	8	9	119	6.3			
50	CAMARA, Mohamed	29	21	494	17.0	30-78	.385	0-0	.000	10-25	.400	52	58	110	3.8	63	3	15	25	18	19	70	2.4			
11	SMITH, Tyler	28	8	415	14.8	19-48	.396	17-35	.486	7-18	.389	11	35	46	1.6	34	0	33	21	0	7	62	2.2			
00	JOHNSON, Tommy	21	3	155	7.4	10-21	.476	1-6	.167	1-4	.250	6	11	17	0.8	14	0	11	13	2	3	22	1.0			
31	INES, Jared	5	0	9	1.8	3-3	1.000	0-0	.000	2-6	.333	0	0	0	0.0	0	0	0	0	0	0	8	1.6			
05	HANOUR, Travis	3	0	22	7.3	1-4	.250	1-3	.333	0-0	.000	0	3	3	1.0	3	0	2	3	1	2	3	1.0			
10	WEINSTEIN, Shawn	2	0	4	2.0	0-1	.000	0-1	.000	0-0	.000	0	0	0	0.0	0	0	0	1	0	0	0	0.0			
TEAM												43	50	93	3.2											4
SDSU TOTALS		29				696-1629	.427	161-495	.325	436-628	.694	356	579	935	32.2	509	11	346	409	86	241	1989	68.6			
OPPONENTS		29				738-1599	.462	201-562	.358	385-532	.724	347	656	1003	34.6	520	9	432	440	94	197	2062	71.1			

SCORE BY PERIODS:	1st	2nd	OT	2OT	Total
SAN DIEGO STATE	902	1,054	33		1,989
OPPONENTS	906	1,101	55		2,062

Mountain West Record: 4-10 (Home: 2-5, Away: 2-5)

No.	Player	GP	GS	Min	Avg	TOTAL		3-PTS		FT-FTA		REBOUNDS		PF	FO	A	TO	Blk	Stl	Pts	Avg					
						FG-FGA	Pct	3FG-FGA	Pct	Off	Def	Tot	Avg													
01	HEATH, Brandon	14	14	495	35.4	82-210	.390	19-68	.279	73-93	.785	7	34	41	2.9	26	0	44	49	1	31	256	18.3			
42	SLAUGHTER, Marcus	12	12	401	33.4	70-159	.440	1-12	.083	52-72	.722	37	72	109	9.1	37	2	19	30	10	12	193	16.1			
21	THOMAS, Matt	14	6	342	24.4	32-85	.376	0-6	.000	39-55	.709	16	33	49	3.5	30	1	22	15	3	18	103	7.4			
03	WALTON, Chris	13	9	343	26.4	40-76	.526	12-31	.387	6-14	.429	13	20	33	2.5	30	0	18	21	5	6	98	7.5			
20	DAVIS, Trimaine	14	3	236	16.9	40-66	.606	0-0	.000	11-21	.524	26	12	38	2.7	36	1	4	8	5	8	91	6.5			
15	SHARPER, John	14	9	361	25.8	22-69	.319	19-58	.328	10-12	.833	2	9	11	0.8	17	0	19	15	0	13	73	5.2			
33	MANKER, Chris	14	1	223	15.9	25-56	.446	9-31	.290	10-12	.833	6	23	29	2.1	29	1	10	15	2	12	69	4.9			
11	SMITH, Tyler	14	4	219	15.6	11-22	.500	10-17	.588	4-8	.500	4	18	22	1.6	19	0	15	6	0	2	36	2.6			
50	CAMARA, Mohamed	14	11	211	15.1	13-34	.382	0-0	.000	3-9	.333	20	22	42	3.0	37	2	6	14	7	9	29	2.1			
00	JOHNSON, Tommy	8	1	44	5.5	3-8	.375	1-3	.333	0-0	.000	2	3	5	0.6	6	0	4	3	0	0	7	0.9			
TEAM												19	25	44	3.1											1
SDSU TOTALS		14				338-785	.431	71-226	.314	208-296	.703	152	271	423	30.2	267	7	161	177	33	111	955	68.2			
OPPONENTS		14				366-750	.488	93-266	.350	221-296	.747	153	335	488	34.9	243	3	199	201	49	84	1046	74.7			

SCORE BY PERIODS:	1st	2nd	OT	2OT	Total
SAN DIEGO STATE	442	489	24		955
OPPONENTS	441	567	38		1,046

2004-05 San Diego State Win/Loss Statistics

Wins Only
Games: 11

No.	Player	GP	GS	Min	Avg	TOTAL		3-PTS		FT-FTA		REBOUNDS		PF	FO	A	TO	Blk	Stl	Pts	Avg		
						FG-FGA	Pct	3FG-FGA	Pct	Pct	Pct	Off	Def									Tot	Avg
01	HEATH, Brandon	11	10	360	32.7	66-148	.446	16-54	.296	55-62	.887	6	31	37	3.4	16	0	59	43	1	26	203	18.5
42	SLAUGHTER, Marcus	11	11	380	34.5	68-135	.504	6-21	.286	54-79	.684	21	69	90	8.2	32	0	17	38	16	10	196	17.8
33	MANKER, Chris	10	4	203	20.3	37-67	.552	10-24	.417	11-12	.917	14	25	39	3.9	20	0	15	12	7	5	95	9.5
15	SHARPER, John	11	8	293	26.6	28-58	.483	19-45	.422	9-10	.900	3	8	11	1.0	10	0	12	8	0	15	84	7.6
03	WALTON, Chris	5	3	138	27.6	22-30	.733	6-11	.545	2-3	.667	7	13	20	4.0	14	0	8	8	3	0	52	10.4
20	DAVIS, Trimaîne	11	3	148	13.5	22-39	.564	0-0	.000	6-16	.375	14	12	26	2.4	22	1	3	6	4	6	50	4.5
21	THOMAS, Matt	11	2	199	18.1	13-53	.245	2-8	.250	11-23	.478	9	21	30	2.7	9	0	18	14	2	10	39	3.5
11	SMITH, Tyler	11	4	191	17.4	12-24	.500	10-17	.588	4-10	.400	8	18	26	2.4	16	0	23	11	0	4	38	3.5
50	CAMARA, Mohamed	11	9	208	18.9	13-27	.481	0-0	.000	3-8	.375	21	26	47	4.3	22	1	6	10	8	7	29	2.6
00	JOHNSON, Tommy	7	1	66	9.4	4-6	.667	0-1	.000	1-2	.500	3	6	9	1.3	2	0	5	3	1	1	9	1.3
31	INES, Jared	3	0	7	2.3	2-2	1.000	0-0	.000	2-6	.333	0	0	0	0.0	0	0	0	0	0	0	6	2.0
10	WEINSTEIN, Shawn	2	0	4	2.0	0-1	.000	0-1	.000	0-0	.000	0	0	0	0.0	0	0	0	1	0	0	0	0.0
05	HANOUR, Travis	1	0	3	3.0	0-0	.000	0-0	.000	0-0	.000	0	0	0	0.0	1	0	1	0	0	0	0	0.0
TEAM												20	17	37	3.4					1			
SDSU TOTALS		11				287-590	.486	69-182	.379	158-231	.684	126	246	372	33.8	164	2	167	155	42	84	801	72.8
OPPONENTS		11				245-609	.402	84-236	.356	102-150	.680	136	209	345	31.4	203	5	151	175	26	69	676	61.5

SCORE BY PERIODS:	1st	2nd	OT	2OT	Total
SAN DIEGO STATE	363	438			801
OPPONENTS	306	370			676

Losses Only
Games: 18

No.	Player	GP	GS	Min	Avg	TOTAL		3-PTS		FT-FTA		REBOUNDS		PF	FO	A	TO	Blk	Stl	Pts	Avg		
						FG-FGA	Pct	3FG-FGA	Pct	Pct	Pct	Off	Def									Tot	Avg
01	HEATH, Brandon	18	18	637	35.4	110-284	.387	32-97	.330	77-99	.778	15	49	64	3.6	37	1	48	61	2	37	329	18.3
42	SLAUGHTER, Marcus	16	16	542	33.9	97-217	.447	3-18	.167	87-123	.707	70	82	152	9.5	55	4	18	46	14	27	284	17.8
21	THOMAS, Matt	18	9	460	25.6	42-116	.362	0-10	.000	54-72	.750	28	40	68	3.8	42	1	25	23	2	22	138	7.7
20	DAVIS, Trimaîne	18	3	279	15.5	43-72	.597	0-0	.000	15-25	.600	25	17	42	2.3	39	0	3	8	6	8	101	5.6
33	MANKER, Chris	18	3	307	17.1	33-91	.363	12-50	.240	17-24	.708	15	22	37	2.1	32	1	13	18	3	17	95	5.3
15	SHARPER, John	18	12	495	27.5	28-92	.304	24-72	.333	11-12	.917	3	18	21	1.2	30	0	26	30	0	18	91	5.1
03	WALTON, Chris	14	11	360	25.7	24-72	.333	12-40	.300	7-15	.467	14	15	29	2.1	37	0	20	27	5	9	67	4.8
50	CAMARA, Mohamed	18	12	286	15.9	17-51	.333	0-0	.000	7-17	.412	31	32	63	3.5	41	2	9	15	10	12	41	2.3
11	SMITH, Tyler	17	4	224	13.2	7-24	.292	7-18	.389	3-8	.375	3	17	20	1.2	18	0	10	10	0	3	24	1.4
00	JOHNSON, Tommy	14	2	89	6.4	6-15	.400	1-5	.200	0-2	.000	3	5	8	0.6	12	0	6	10	1	2	13	0.9
05	HANOUR, Travis	2	0	19	9.5	1-4	.250	1-3	.333	0-0	.000	0	3	3	1.5	2	0	1	3	1	2	3	1.5
31	INES, Jared	2	0	2	1.0	1-1	1.000	0-0	.000	0-0	.000	0	0	0	0.0	0	0	0	0	0	0	2	1.0
TEAM												23	33	56	3.1					3			
SDSU TOTALS		18				409-1039	.394	92-313	.294	278-397	.700	230	333	563	31.3	345	9	179	254	44	157	1188	66.0
OPPONENTS		18				493-990	.498	117-326	.359	283-382	.741	211	447	658	36.6	317	4	281	265	68	128	1386	77.0

SCORE BY PERIODS:	1st	2nd	OT	2OT	Total
SAN DIEGO STATE	539	616	33		1,188
OPPONENTS	600	731	55		1,386

2004-05 San Diego State Home/Away Statistics

Home Games Only
Record: 7-9

No.	Player	GP	GS	Min	Avg	TOTAL		3-PTS		FT-FTA		REBOUNDS		PF	FO	A	TO	Blk	Stl	Pts	Avg		
						FG-FGA	Pct	3FG-FGA	Pct	Pct	Pct	Off	Def									Tot	Avg
01	HEATH, Brandon	16	15	550	34.4	85-229	.371	23-85	.271	78-92	.848	12	46	58	3.6	27	1	63	56	2	38	271	16.9
42	SLAUGHTER, Marcus	15	15	517	34.5	89-194	.459	3-19	.158	86-118	.729	46	85	131	8.7	48	3	15	46	19	23	267	17.8
33	MANKER, Chris	16	5	284	17.8	43-92	.467	9-38	.237	16-20	.800	19	24	43	2.7	22	1	17	16	6	15	111	6.9
15	SHARPER, John	16	11	431	26.9	33-86	.384	27-66	.409	13-14	.929	3	16	19	1.2	21	0	18	20	0	22	106	6.6
21	THOMAS, Matt	16	5	349	21.8	29-88	.330	2-14	.143	37-52	.712	21	33	54	3.4	26	0	30	17	3	13	97	6.1
20	DAVIS, Trimaine	16	3	248	15.5	39-66	.591	0-0	.000	12-29	.414	21	17	38	2.4	34	1	4	8	6	8	90	5.6
03	WALTON, Chris	9	7	243	27.0	21-38	.553	7-17	.412	3-8	.375	6	15	21	2.3	26	0	14	18	5	4	52	5.8
50	CAMARA, Mohamed	16	13	302	18.9	22-54	.407	0-0	.000	6-15	.400	37	33	70	4.4	40	3	9	20	11	11	50	3.1
11	SMITH, Tyler	15	4	229	15.3	12-26	.462	10-19	.526	6-12	.500	9	21	30	2.0	20	0	21	11	0	4	40	2.7
00	JOHNSON, Tommy	11	2	93	8.5	6-11	.545	0-3	.000	1-4	.250	4	7	11	1.0	7	0	8	8	1	1	13	1.2
31	INES, Jared	3	0	6	2.0	2-2	1.000	0-0	.000	2-4	.500	0	0	0	0.0	0	0	0	0	0	0	6	2.0
05	HANOUR, Travis	2	0	19	9.5	1-4	.250	1-3	.333	0-0	.000	0	3	3	1.5	2	0	1	3	1	2	3	1.5
10	WEINSTEIN, Shawn	2	0	4	2.0	0-1	.000	0-1	.000	0-0	.000	0	0	0	0.0	0	0	0	1	0	0	0	0.0
TEAM												20	22	42	2.6								
SDSU TOTALS		16				382-891	.429	82-265	.309	260-368	.707	198	322	520	32.5	273	9	200	224	54	141	1106	69.1
OPPONENTS		16				395-878	.450	113-321	.352	206-284	.725	185	349	534	33.4	305	7	229	250	43	115	1109	69.3

SCORE BY PERIODS:	1st	2nd	OT	2OT	Total
SAN DIEGO STATE	511	572	23		1,106
OPPONENTS	477	592	40		1,109

Road/Neutral Games Only
Record: 4-9

No.	Player	GP	GS	Min	Avg	TOTAL		3-PTS		FT-FTA		REBOUNDS		PF	FO	A	TO	Blk	Stl	Pts	Avg		
						FG-FGA	Pct	3FG-FGA	Pct	Pct	Pct	Off	Def									Tot	Avg
01	HEATH, Brandon	13	13	447	34.4	91-203	.448	25-66	.379	54-69	.783	9	34	43	3.3	26	0	44	48	1	25	261	20.1
42	SLAUGHTER, Marcus	12	12	405	33.8	76-158	.481	6-20	.300	55-84	.655	45	66	111	9.3	39	1	20	38	11	14	213	17.8
21	THOMAS, Matt	13	6	310	23.8	26-81	.321	0-4	.000	28-43	.651	16	28	44	3.4	25	1	13	20	1	19	80	6.2
33	MANKER, Chris	12	2	226	18.8	27-66	.409	13-36	.361	12-16	.750	10	23	33	2.8	30	0	11	14	4	7	79	6.6
15	SHARPER, John	13	9	357	27.5	23-64	.359	16-51	.314	7-8	.875	3	10	13	1.0	19	0	20	18	0	11	69	5.3
03	WALTON, Chris	10	7	255	25.5	25-64	.391	11-34	.324	6-10	.600	15	13	28	2.8	25	0	14	17	3	5	67	6.7
20	DAVIS, Trimaine	13	3	179	13.8	26-45	.578	0-0	.000	9-12	.750	18	12	30	2.3	27	0	2	6	4	6	61	4.7
11	SMITH, Tyler	13	4	186	14.3	7-22	.318	7-16	.438	1-6	.167	2	14	16	1.2	14	0	12	10	0	3	22	1.7
50	CAMARA, Mohamed	13	8	192	14.8	8-24	.333	0-0	.000	4-10	.400	15	25	40	3.1	23	0	6	5	7	8	20	1.5
23	Johnson, Tommy	10	1	62	6.2	4-10	.400	1-3	.333	0-0	.000	2	4	6	0.6	7	0	3	5	1	2	9	0.9
31	INES, Jared	2	0	3	1.5	1-1	1.000	0-0	.000	0-2	.000	0	0	0	0.0	0	0	0	0	0	0	2	1.0
05	HANOUR, Travis	1	0	3	3.0	0-0	.000	0-0	.000	0-0	.000	0	0	0	0.0	1	0	1	0	0	0	0	0.0
TEAM												23	28	51	3.9	0							
SDSU TOTALS		13				314-738	.425	79-230	.343	176-260	.677	158	257	415	31.9	236	2	146	185	32	100	883	67.9
OPPONENTS		13				343-721	.476	88-241	.365	179-248	.722	162	307	469	36.1	215	2	203	190	51	82	953	73.3

SCORE BY PERIODS:	1st	2nd	OT	2OT	Total
SAN DIEGO STATE	391	482	10		883
OPPONENTS	429	509	15		953

2004-05 San Diego State Statistics

Mountain West Conference Tournament Record: 1-1

No.	Player	GP	GS	Min	Avg	TOTAL		3-PTS		FT-FTA		REBOUNDS				PF	FO	A	TO	Blk	Stl	Pts	Avg	
						FG-FGA	Pct	3FG-FGA	Pct	Pct	Pct	Off	Def	Tot	Avg									
01	HEATH, Brandon	2	2	75	37.5	16-34	.471	5-13	.385	13-15	.867	2	7	9	4.5	2	0	11	9	0	4	50	25.0	
42	SLAUGHTER, Marcus	2	2	67	33.5	16-27	.593	0-1	.000	15-20	.750	8	10	18	9.0	7	0	2	7	2	5	47	23.5	
15	SHARPER, John	2	2	72	36.0	4-8	.500	3-7	.429	4-4	1.000	1	2	3	1.5	5	0	2	1	0	2	15	7.5	
03	WALTON, Chris	2	2	45	22.5	3-12	.250	3-10	.300	2-2	1.000	2	3	5	2.5	6	0	4	1	1	1	11	5.5	
20	DAVIS, Trimaine	2	0	38	19.0	4-8	.500	0-0	.000	2-2	1.000	2	6	8	4.0	4	0	0	1	2	2	10	5.0	
33	MANKER, Chris	1	0	10	10.0	1-2	.500	0-0	.000	2-3	.667	2	2	4	4.0	3	0	0	0	0	0	4	4.0	
21	THOMAS, Matt	2	2	65	32.5	1-17	.059	0-0	.000	1-4	.250	6	8	14	7.0	5	0	1	3	1	2	3	1.5	
11	SMITH, Tyler	2	0	16	8.0	0-1	.000	0-1	.000	0-2	.000	0	1	1	0.5	0	0	1	1	0	0	0	0.0	
50	CAMARA, Mohamed	2	0	11	5.5	0-1	.000	0-0	.000	0-0	.000	1	2	3	1.5	1	0	2	0	0	0	0	0.0	
00	JOHNSON, Tommy	1	0	1	1.0	0-0	.000	0-0	.000	0-0	.000	0	0	0	0.0	0	0	0	0	0	0	0	0.0	
TEAM												6	2	8	4.0					2				
SDSU TOTALS		2					45-110	.409	11-32	.344	39-52	.750	30	43	73	36.5	33	0	23	25	6	16	140	70.0
OPPONENTS		2					54-105	.514	22-51	.431	15-26	.577	16	43	59	29.5	39	1	30	28	7	13	145	72.5

SCORE BY PERIODS:	1st	2nd	OT	2OT	Total
SAN DIEGO STATE	55	85			140
OPPONENTS	65	80			145

Statistics in Final 5 Minutes of One-Possession Games with 5 or Less Minutes Remaining Record: 7-8

No.	Player	GP	GS	Min	Avg	TOTAL		3-PTS		FT-FTA		REBOUNDS				PF	FO	A	TO	Blk	Stl	Pts	Avg	
						FG-FGA	Pct	3FG-FGA	Pct	Pct	Pct	Off	Def	Tot	Avg									
01	HEATH, Brandon	15	14	0	0.0	22-51	.431	4-16	.250	54-61	.885	1	4	5	0.3	9	0	4	10	0	6	102	6.8	
42	SLAUGHTER, Marcus	15	15	0	0.0	14-26	.538	0-1	.000	20-22	.909	11	14	25	1.7	17	0	1	4	3	4	48	3.2	
21	THOMAS, Matt	15	7	0	0.0	6-20	.300	0-3	.000	2-4	.500	0	6	6	0.4	8	0	0	4	2	2	14	0.9	
15	SHARPER, John	15	10	0	0.0	2-8	.250	2-8	.250	7-8	.875	0	4	4	0.3	8	0	2	4	0	1	13	0.9	
20	DAVIS, Trimaine	15	4	0	0.0	2-5	.400	0-0	.000	4-8	.500	4	3	7	0.5	5	0	1	0	1	1	8	0.5	
11	SMITH, Tyler	14	4	0	0.0	1-1	1.000	1-1	1.000	5-8	.625	0	4	4	0.3	2	0	0	1	0	0	8	0.6	
03	WALTON, Chris	9	6	0	0.0	3-5	.600	0-2	.000	1-4	.250	2	2	4	0.4	3	0	1	1	0	0	7	0.8	
50	CAMARA, Mohamed	15	12	0	0.0	2-4	.500	0-0	.000	2-3	.667	4	2	6	0.4	5	0	0	0	3	1	6	0.4	
33	MANKER, Chris	14	2	0	0.0	2-9	.222	0-3	.000	0-0	.000	3	4	7	0.5	6	0	4	2	0	4	4	0.3	
05	HANOUR, Travis	2	0	0	0.0	0-0	.000	0-0	.000	0-0	.000	0	0	0	0.0	0	0	0	0	0	0	0	0.0	
31	INES, Jared	1	0	0	0.0	0-0	.000	0-0	.000	0-0	.000	0	0	0	0.0	0	0	0	0	0	0	0	0.0	
00	JOHNSON, Tommy	11	1	0	0.0	0-0	.000	0-0	.000	0-0	.000	0	0	0	0.0	2	0	0	0	0	0	0	0.0	
TEAM												4	4	8	0.5					0				
SDSU TOTALS		15					54-129	.419	7-34	.206	95-118	.805	29	47	76	5.1	65	0	13	26	9	19	210	14.0
OPPONENTS		15					65-140	.464	20-55	.364	82-98	.837	37	58	95	6.3	64	1	30	25	4	12	232	15.5

2004-05 Team Game-By-Game

Opponent	Site/Date	FG-FGA	Pct	3P-3PA	Pct	FT-FTA	Pct	Off-Def	Tot	PF	AT	TO	BS	ST	1st-2nd	Pts
at SDSU	H	26-67	.388	7-26	.269	13-18	.722	18-21	39	17	12	19	2	9	26-37-9	72
UC Santa Barbara	11/19	30-60	.500	8-23	.348	12-17	.706	11-25	36	18	15	17	3	13	31-32-17	80
at SDSU	H	20-47	.426	6-15	.400	23-33	.697	15-26	41	14	11	17	3	7	28-41	69
Monmouth	11/22	21-51	.412	10-23	.435	13-16	.813	4-16	20	21	18	10	3	10	31-34	65
at SDSU	H	32-53	.604	7-17	.412	15-20	.750	11-13	24	11	23	9	5	15	35-51	86
UC San Diego	11/27	16-37	.432	9-17	.529	10-12	.833	9-12	21	16	14	27	1	6	29-22	51
at SDSU	H	30-56	.536	10-24	.417	13-18	.722	13-25	38	11	15	17	6	7	38-45	83
San Diego	12/1	26-62	.419	8-21	.381	3-5	.600	9-15	24	16	15	15	1	7	27-36	63
SDSU	A	27-45	.600	12-20	.600	7-13	.538	4-21	25	16	16	14	1	3	38-35	73
at UC Santa Barbara	12/4	18-52	.346	8-22	.364	11-15	.733	14-16	30	14	13	13	3	3	24-31	55
SDSU	A	26-62	.419	4-13	.308	13-19	.684	15-16	31	18	10	26	6	12	34-35	69
at No. 16/21 Wash.	12/7	38-75	.507	9-22	.409	13-17	.765	24-21	45	19	23	20	6	9	56-42	98
at SDSU	H	21-60	.350	4-19	.211	11-13	.846	11-19	30	15	9	14	2	12	29-28	57
California	12/11	25-54	.463	2-13	.154	8-14	.571	13-24	37	16	15	15	3	3	37-23	60
at SDSU	H	18-50	.360	3-14	.214	25-37	.676	15-12	27	24	7	15	0	12	29-35	64
Saint Mary's	12/14	22-45	.489	8-23	.348	21-26	.808	12-24	36	23	14	20	5	10	33-40	73
SDSU	A	19-54	.352	4-14	.286	26-38	.684	15-19	34	14	9	12	3	6	26-42	68
at Loyola M'mount	12/18	28-66	.424	4-13	.308	12-14	.857	19-26	45	24	18	12	2	6	24-48	72
at SDSU	H	24-58	.414	4-17	.235	11-23	.478	15-30	45	18	15	19	4	6	32-31	63
Cal State Fullerton	12/21	20-69	.290	10-29	.345	10-11	.909	19-22	41	24	10	12	1	9	26-34	60
SDSU	A	23-60	.383	9-31	.290	4-7	.571	12-19	31	19	11	17	3	8	29-30	59
at Iowa State	12/28	26-53	.491	2-7	.286	15-28	.536	11-26	37	9	16	12	4	8	32-37	69
at SDSU	H	22-63	.349	3-11	.273	20-27	.741	18-20	38	17	10	12	3	7	31-36	67
Providence	12/31	28-55	.509	5-18	.278	15-21	.714	10-26	36	19	16	15	5	9	29-47	76
at SDSU	H	25-59	.424	6-16	.375	8-14	.571	12-24	36	16	14	16	9	10	30-34	64
South Dakota State	1/3	20-65	.308	3-14	.214	6-14	.429	23-25	48	19	16	23	1	7	21-28	49
SDSU	A	25-62	.403	2-14	.143	7-12	.583	11-22	33	16	17	12	2	8	19-40	59
at Brigham Young	1/8	20-57	.351	3-19	.158	14-17	.824	18-29	47	13	8	17	1	5	28-29	57
SDSU	A	28-57	.491	5-19	.263	20-25	.800	9-28	37	13	14	15	2	3	39-42	81
at UNLV	1/15	31-69	.449	6-25	.240	5-11	.455	14-23	37	22	14	14	5	7	32-41	73
at SDSU	H	30-69	.435	7-22	.318	14-21	.667	7-21	28	25	13	16	3	15	41-35-5	81
Wyoming	1/22	31-61	.508	3-13	.231	23-31	.742	12-35	47	17	11	23	6	8	40-36-12	88
at SDSU	H	28-53	.528	9-17	.529	19-26	.731	8-17	25	22	18	7	5	11	44-40	84
Colorado State	1/24	26-50	.520	6-14	.429	19-27	.704	12-20	32	20	15	15	3	3	33-44	77
SDSU	A	19-43	.442	4-10	.400	8-20	.400	14-22	36	18	7	17	0	4	25-25	50
at Air Force	1/29	20-44	.455	10-26	.385	12-14	.857	3-17	20	16	13	8	1	10	24-38	62
SDSU	A	23-59	.390	6-21	.286	19-29	.655	10-23	33	23	13	12	3	7	31-40	71
at New Mexico	1/31	28-48	.583	12-25	.480	20-33	.606	7-31	38	20	21	17	4	4	40-48	88
at SDSU	H	15-44	.341	2-9	.222	9-16	.563	7-16	23	16	9	11	4	8	21-20	41
No. 21/22 Utah	2/5	24-52	.462	2-13	.154	11-13	.846	11-25	36	15	10	9	3	6	28-33	61
at SDSU	H	25-53	.472	4-13	.308	12-18	.667	14-18	32	13	13	13	3	7	33-33	66
Brigham Young	2/7	21-46	.457	8-20	.400	8-14	.571	7-17	24	16	11	14	5	3	26-32	58
at SDSU	H	27-62	.435	4-17	.235	33-40	.825	15-28	43	20	13	15	3	4	36-46-9	91
UNLV	2/12	30-70	.429	11-30	.367	22-28	.786	16-22	38	27	16	13	2	9	29-53-11	93
SDSU	A	31-68	.456	11-22	.500	15-20	.750	14-17	31	27	14	15	3	11	39-39-10	88
at Colorado State	2/19	31-55	.564	4-9	.444	27-29	.931	8-25	33	14	20	16	5	8	37-41-15	93
SDSU	A	24-67	.358	5-18	.278	12-18	.667	20-17	37	19	6	7	2	10	26-39	65
at Wyoming	2/21	22-52	.423	4-12	.333	21-23	.913	15-27	42	15	10	14	10	4	35-34	69

2004-05 Team Game-By-Game (cont.)

Opponent	Site/Date	FG-FGA	Pct	3P-3PA	Pct	FT-FTA	Pct	Off-Def	Tot	PF	AT	TO	BS	ST	1st-2nd	Pts
at SDSU	H	21-52	.404	4-15	.267	15-21	.714	9-15	24	17	10	11	1	6	25-36	61
New Mexico	2/26	27-48	.563	7-21	.333	17-24	.708	8-22	30	20	11	12	0	5	27-51	78
at SDSU	H	18-45	.400	2-13	.154	19-23	.826	10-17	27	17	8	13	1	5	33-24	57
Air Force	2/28	28-53	.528	13-29	.448	8-11	.727	9-19	28	18	22	10	1	7	30-47	77
SDSU	A	24-51	.471	6-16	.375	6-7	.857	4-10	14	21	6	13	1	12	30-30	60
at No. 16/15 Utah	3/5	27-45	.600	4-10	.400	14-21	.667	13-23	36	10	17	19	3	5	32-40	72
SDSU	N	23-47	.489	4-10	.400	23-29	.793	14-22	36	14	11	16	2	7	27-46	73
vs. Air Force	3/10	26-51	.510	13-32	.406	3-8	.375	7-14	21	22	17	15	2	9	29-39	68
SDSU	N	22-63	.349	7-22	.318	16-23	.696	16-21	37	19	12	9	4	9	28-39	67
vs. New Mexico	3/11	28-54	.519	9-19	.474	12-18	.667	9-29	38	17	13	13	5	4	36-41	77

2004-05 Hockey Plus-Minus/Efficiency Game-By-Game

Opponent	0 Tommy Johnson	1 Brandon Heath	3 Chris Walton	5 Travis Hanour	10 Shawn Weinstein	11 Tyler Smith	15 John Sharper	20 Trimaine Davis	21 Matt Thomas	31 Jared Ines	33 Chris Manker	42 Marcus Slaughter	50 Mohamed Camara
UC SANTA BARBARA	-8 0	-6 8	-15 -6	INJ	CD	0 0	-7 4	-3 1	-1 3	0 0	10 20	-8 31	-2 6
MONMOUTH	-2 3	-2 14	INJ	INJ	CD	12 2	-2 7	8 4	17 7	CD	-8 6	1 19	-4 11
UC SAN DIEGO	2 0	24 13	INJ	INJ	9 -2	19 8	19 10	15 8	20 14	9 4	18 29	24 26	16 7
SAN DIEGO	1 1	16 23	INJ	INJ	1 0	3 2	15 12	2 4	6 0	1 0	22 28	21 18	12 12
at UC Santa Barbara	-9 0	18 27	INJ	5 1	DNT	-11 -1	33 14	4 6	-6 0	-9 -2	28 4	24 24	13 3
at No. 16/21 Washington	-5 2	-22 9	INJ	INJ	DNT	-18 -1	-18 -4	-6 0	-12 13	1 2	-17 2	-29 19	-19 12
CALIFORNIA	0 0	-2 11	INJ	-1 3	CD	CD	-3 7	3 5	1 6	CD	-2 0	-2 16	-9 6
SAINT MARY'S	-3 -2	-4 14	INJ	-1 1	CD	-1 0	-8 1	1 4	-5 9	CD	0 7	-14 15	-10 1
at Loyola Marymount	0 -1	-5 7	INJ	CD	DNT	1 6	-3 2	-6 10	-4 10	CD	-4 8	3 16	-2 1
CAL STATE FULLERTON	9 13	4 14	INJ	CD	CD	5 15	-7 5	3 0	-2 -1	CD	-4 2	2 8	5 7
at Iowa State	-3 2	-10 14	3 4	CD		10 -3	-10 10	1 -2	-5 2	CD	-15 3	-14 19	-7 1
PROVIDENCE	0 2	-7 24	-12 1	CD		-3 -2	-8 4	-5 6	-9 -2	CD	-2 0	4 15	-3 14
SOUTH DAKOTA ST.	CD	11 18	5 7	CD		21 9	4 3	13 4	-5 2	CD	16 11	5 11	5 9
*at Brigham Young	-2 1	-6 -1	9 17	CD		1 9	14 4	-9 2	-2 -1	DNT	17 16	0 11	-12 2
*at UNLV	CD	11 33	16 10	CD		-6 -1	9 -2	-2 0	-2 -2	DNT	21 18	3 21	-10 7
*WYOMING	-3 -1	-9 15	-8 9	CD		3 3	-6 11	-8 4	-1 5	CD	-1 9	4 18	-6 3
*COLORADO ST.	CD	11 19	13 27	CD		-1 3	3 13	-6 3	-2 4	CD	8 4	2 20	7 9
*at Air Force	2 5	-13 15	-16 -3			-9 -1	-7 1	2 2	-4 8	DNT	-4 1	-13 14	2 0
*at New Mexico	-6 0	-9 10	-8 11			-5 7	-14 0	-4 7	-10 8	DNT	-2 1	-17 17	-10 4
*No. 21/22 UTAH	CD	-19 6	-9 2			3 0	-14 5	-22 5	-8 2	CD	-9 -2	-20 17	-2 1
*BRIGHAM YOUNG	0 1	3 5	INJ			9 15	-2 5	8 14	16 13	CD	-4 0	8 17	2 1
*UNLV	CD	-3 27	-8 -2			2 6	-8 0	-10 11	4 20	CD	2 2	3 24	8 4
*at Colorado St.	-3 0	-4 13	-4 7			-6 7	0 1	-10 8	2 7	CD	-5 14	7 17	2 15
*at Wyoming	-1 1	-12 8	-14 -2			-3 2	0 7	6 13	4 15	CD	3 2	3 11	0 0
*NEW MEXICO	CD	-16 5	-24 8			-5 1	0 2	-20 8	-17 4	CD	4 4	-5 17	-2 0
*AIR FORCE	-15 1	-17 2	-9 10			-4 2	-16 2	-7 13	-24 20	CD	-7 3	INJ	-1 1
*at No. 16/15 Utah	CD	-14 19	-4 1			-6 1	-1 3	1 12	-11 8	CD	-11 2	INJ	-14 5
~vs. Air Force	CD	5 29	6 5			1 1	5 12	-3 11	4 -3	CD	CD	5 24	2 0
~vs. New Mexico	-1 0	-12 16	-11 7			3 -3	-12 5	-9 6	-7 2	CD	3 6	-8 27	4 4

CD – Did Not Play-Coach's Decision. DNT - Did Not Travel. INJ – Did Not Play-Injured. * – Indicates Mountain West Conference Game. ` - 2005 Mountain West Conference Basketball Championship.

2004-05 Points/Rebounds/Assists

Opponent	0	1	3	5	10	11	15	20	21	31	33	42	50
	Tommy Johnson	Brandon Heath	Chris Walton	Travis Hanour	Shawn Weinstein	Tyler Smith	John Sharper	Trimaine Davis	Matt Thomas	Jared Ines	Chris Manker	Marcus Slaughter	Mohamed Camara
UC SANTA BARBARA	0/1/2	17/4/3*	0/1/1*	INJ	CD	0/0/0	8/3/2*	0/1/0	2/1/1	0/0/0	17/8/2	28/13/1*	0/5/0*
MONMOUTH	2/1/0	16/9/2*	INJ	INJ	CD	1/2/1	6/0/1*	2/3/0	8/5/6	CD	9/2/1*	18/7/0*	7/8/0*
UC SAN DIEGO	0/0/0	5/1/9*	INJ	INJ	0/0/0	3/2/4	9/1/2*	8/2/0	7/4/2	6/0/0	23/5/3*	20/4/3*	5/4/0*
SAN DIEGO	0/1/0	26/3/5*	INJ	INJ	0/0/0	0/2/2	13/1/1*	2/2/0	4/5/1	0/0/0	22/6/2*	12/12/3*	4/5/1*
at UC Santa Barbara	0/0/0	20/2/7*	INJ	0/0/1	DNT	3/0/0	15/1/1*	4/3/1	2/2/3	0/0/0	5/3/1*	24/7/1*	0/3/1*
at No. 16/21 Washington	2/1/1	18/4/1*	INJ	INJ	DNT	0/1/1	2/0/2*	0/1/0	14/3/3	2/0/0	8/1/1*	21/7/1*	2/7/0*
CALIFORNIA	0/0/0	14/3/2*	INJ	0/3/1	CD	CD	7/3/1*	4/1/0	6/2/1	CD	2/1/3*	18/9/1*	6/7/0*
SAINT MARY'S	0/0/1	20/1/1*	INJ	3/0/0	CD	0/0/1	3/2/2*	5/3/0	10/7/0*	CD	6/2/1	15/8/0*	2/1/1*
at Loyola Marymount	0/1/0	12/6/4*	INJ	CD	DNT	4/3/0	3/3/1*	10/2/0*	7/4/2*	CD	10/3/0	21/9/2*	1/1/0
CAL STATE FULLERTON	7/6/3*	17/4/6	INJ	CD	CD	8/8/4*	5/0/1	2/0/0*	4/0/0*	CD	2/4/1	15/13/0*	3/5/0
at Iowa State	2/1/0*	20/3/2*	6/4/0	CD		0/1/1*	8/3/3	0/0/0*	2/0/0	CD	6/0/2	15/12/1*	0/1/2
PROVIDENCE	2/0/0	26/7/3*	1/2/3*	CD		0/0/0*	3/0/0	7/2/1	3/1/0	CD	0/1/1	18/9/0*	7/13/2*
SOUTH DAKOTA ST.	CD	15/4/7*	3/4/2*	CD		7/4/3*	5/1/0	6/2/0	2/1/1	CD	7/7/0	15/5/1*	4/5/0*
at Brigham Young	0/1/1	11/2/2	12/6/1	CD		0/2/6*	5/0/1	4/3/0*	1/0/1	CD	9/6/3	17/6/2*	0/2/0*
at UNLV	CD	37/1/5	11/4/2*	CD		0/0/0*	1/2/2*	0/0/0	0/0/0	DNT	13/6/2	17/12/3*	2/8/0*
WYOMING	0/1/0	29/1/3	6/2/2*	CD		0/3/1	10/2/4*	6/1/0	2/1/1	CD	10/2/0	18/10/2*	0/3/0*
COLORADO ST.	CD	15/5/7	23/4/2*	CD		4/1/0	11/3/2*	4/0/0	0/2/2	CD	5/0/0	18/4/2*	4/4/3*
at Air Force	5/0/0	17/4/4	3/3/0*			0/3/0*	3/0/1*	2/3/0	6/2/1	DNT	2/3/0	12/15/1*	0/0/0
at New Mexico	0/1/1	11/5/3	14/3/2*			9/0/1	0/0/2*	6/3/1	14/3/0	DNT	2/2/0	11/10/3*	4/2/0*
UTAH	CD	6/3/4	2/1/0*			0/0/0	6/0/1*	6/1/0	1/3/3	CD	0/2/0	18/8/0*	2/3/1*
BRIGHAM YOUNG	0/0/1	13/0/2	ILL			12/4/2	5/0/0*	12/8/2*	8/3/2	CD	0/0/2	16/11/1*	0/3/1*
UNLV	CD	29/5/5	0/1/1			5/1/2*	3/1/0	9/7/0	14/10/4*	CD	2/0/0	25/10/1*	4/3/0*
at Colorado St.	0/0/0	28/4/1	6/1/3*			6/1/1	3/1/2	4/2/0	6/5/2*	CD	12/2/2	18/7/2*	5/7/1*
at Wyoming	0/1/0	14/2/2	2/2/1*			0/2/1	11/0/0	11/2/0	11/9/0*	CD	4/1/0	10/8/2*	2/3/0*
NEW MEXICO	INJ	13/3/3	10/2/1			0/1/0	8/0/0*	7/0/1*	6/5/5*	CD	4/0/0	13/8/0*	0/0/0
AIR FORCE	2/1/1	10/5/1*	7/4/2*			0/2/1	4/2/1	10/5/0	20/4/1*	CD	2/3/1*	INJ	2/1/0*
at Utah	CD	23/1/2	2/0/1*			0/2/0	3/0/3*	10/3/0	14/2/0*	CD	4/2/0	INJ	4/3/0*
~vs. Air Force	CD	28/6/7*	3/2/1*			0/1/1	9/2/1*	6/3/0	3/8/0*	CD	CD	24/9/1*	0/0/0
~vs. New Mexico	0/0/0	22/3/4*	8/3/3*			0/0/0	6/1/1*	4/5/0	0/6/1*	CD	4/4/0	23/9/1*	0/3/2

* - Indicates starter. CD - Did Not Play-Coach's Decision. DNT - Did Not Travel. ILL - Did Not Play-Illness. INJ - Did Not Play-Injured. * - Indicates Mountain West Conference Game. ^ - 2005 Mountain West Conference Basketball Championship.

2004-05 Offensive Leaders

Player	GP-GS	10+Pts.	20+Pts.	30+Pts.	10+Rebs.	15+Rebs.	10+Ast.	Double-Double	Led SDSU In (includes ties)				Personal Win Share	W-L-T
									Pts.	Rebs.	Ast.	Efficiency		
Mohamed Camara	29-21	0	0	0	1	0	0	0	0	4	0	0	1	12-16-1
Trimaine Davis	29-6	5	0	0	0	0	0	0	0	1	1	0	4	13-16-0
Travis Hanour	3-0	0	0	0	0	0	0	0	0	0	0	0	0	1-2-0
Brandon Heath	29-28	27	12	1	0	0	0	0	15	3	18	8	2	9-20-0
Jared Ines	5-0	0	0	0	0	0	0	0	0	0	0	0	0	3-1-1
Tommy Johnson	21-3	0	0	0	0	0	0	0	0	0	0	0	2	4-13-4
Chris Manker	28-7	6	2	0	0	0	0	0	1	3	2	2	4	12-15-1
John Sharper	29-20	5	0	0	0	0	0	0	0	0	4	0	0	8-18-3
Marcus Slaughter	27-27	27	8	0	10	1	0	10	12	21	2	14	9	16-10-1
Tyler Smith	28-8	1	0	0	0	0	0	0	0	0	2	1	2	14-13-1
Matt Thomas	29-11	7	1	0	1	0	0	1	2	2	4	2	3	9-20-0
Chris Walton	19-14	5	1	0	0	0	0	0	2	1	3	2	3	5-14-0
Shawn Weinstein	2-0	0	0	0	0	0	0	0	0	0	0	0	0	2-0-0

Career Offensive Leaders

Player	GP	GS	10+Pts.	20+Pts.	30+Pts.	10+Rebs.	15+Rebs.	10+Ast.	Double-Double	Led SDSU In (includes ties)			
										Pts.	Rebs.	Ast.	Efficiency
Mohamed Camara	29	21	0	0	0	1	0	0	0	0	4	0	0
Trimaine Davis	70	6	5	0	0	0	0	0	0	0	1	1	0
Travis Hanour	41	8	2	0	0	0	0	0	0	0	0	0	0
Brandon Heath	59	54	48	21	2	0	0	0	0	24	3	20	11
Jared Ines	5	0	0	0	0	0	0	0	0	0	0	0	0
Tommy Johnson	98	21	7	0	0	0	0	0	0	0	1	1	0
Chris Manker	103	12	8	2	0	0	0	0	0	1	3	2	0
John Sharper	86	25	5	0	0	0	0	0	0	0	0	4	0
Marcus Slaughter	57	45	36	8	0	14	2	0	12	13	31	2	19
Tyler Smith	28	8	1	0	0	0	0	0	0	0	0	2	1
Matt Thomas	29	11	7	1	0	1	0	0	1	2	2	4	2
Chris Walton	110	46	18	1	0	2	0	0	2	5	4	11	7
Shawn Weinstein	2	0	0	0	0	0	0	0	0	0	0	0	0

Current/Career High Offensive Streaks

Player	Current		Career Lg GP	Current		Career Lg GS	Current Streaks			Career Long Streaks		
	GP Strk	Last GP/DNP		GS Strk	Last GS/DNS		10+Pts.	20+Pts.	10+Rebs.	10+Pts.	20+Pts.	10+Rebs.
Mohamed Camara	29	DNP-3/11/04	29	0	GS-3/5/05	8	0	0	0	0	0	1
Trimaine Davis	29	DNP-3/11/04	29	0	GS-2/26/05	3	0	0	0	2	0	0
Travis Hanour	0	GP-12/14/04	14	0	GS-2/24/03	4	0	0	0	0	0	0
Brandon Heath	59	DNP-3/21/03	59	19	DNS-12/21/04	19	9	3	0	16	3	0
Jared Ines	0	GP-12/7/04	4	0	none	0	0	0	0	0	0	0
Tommy Johnson	1	DNP-3/10/05	35	0	GS-2/28/05	6*	0	0	0	2	0	0
Chris Manker	1	DNP-3/10/05	43	0	GS-2/28/05	6	0	0	0	2	2	0
John Sharper	52	DNP-12/6/03	52	3	DNS-2/28/05	9	0	0	0	2	0	0
Marcus Slaughter	2	DNP-3/5/05	55	2	DNS-3/5/05	42*	27	2	0	27	2	2
Tyler Smith	22	DNP-12/11/04	22	0	GS-2/12/05	6	0	0	0	1	0	0
Matt Thomas	29	DNP-3/11/04	29	8	DNS-2/7/05	8	0	0	0	2	1	1
Chris Walton	8	DNP-2/7/05	61	4	DNS-2/26/05	30	0	0	0	4	1	1
Shawn Weinstein	0	GP-12/1/04	2	0	none	0	0	0	0	0	0	0

2004-05 Game-By-Game Leaders Misc. Stats

Below is a look at the efficiency leader (the formula is efficiency = (PTS + REB + AST + STL + BLK) - ((FGA - FGM) + (FTA - FTM) + TO)), the hockey +/- leader (differential in score while player is on the court) (minimum 10 minutes played), the PRA leader (points+rebounds+assists) and playing time leader for individual games.

Date	Opponent	SDSU Result	Efficiency	Hockey +/-	PRA	Playing Time
Nov. 19	UC SANTA BARBARA	L-ot 72-80	Slaughter+31	Manker+10	Slaughter42	Slaughter41:44
Nov. 22	MONMOUTH	W 69-65	Slaughter+19	Thomas+17	Heath27	Slaughter35:23
Nov. 27	UC SAN DIEGO	W 86-51	Manker+29	Heath/Slaughter ..+24	Manker31	Slaughter30:14
Dec. 1	SAN DIEGO	W 83-63	Manker+28	Manker+22	Heath34	Slaughter34:46
Dec. 4	at UC Santa Barbara	W 73-55	Heath+27	Sharper+33	Slaughter32	Sharper31:03
Dec. 7	at No. 16/21 Washington	L 69-98	Slaughter+19	Johnson-5	Slaughter29	Slaughter35:36
Dec. 11	CALIFORNIA	L 57-60	Slaughter+16	Davis+3	Slaughter28	Slaughter38:41
Dec. 14	SAINT MARY'S	L 64-73	Slaughter+15	Davis+1	Slaughter23	Heath37:24
Dec. 18	at Loyola Marymount	L 68-72	Slaughter+16	Slaughter+3	Slaughter32	Slaughter37:47
Dec. 21	CAL STATE FULLERTON	W 63-60	Smith+15	Johnson+9	Slaughter28	Slaughter38:32
Dec. 28	at Iowa State	L 59-69	Slaughter+19	Smith+10	Slaughter28	Heath39:22
Dec. 31	PROVIDENCE	L 67-76	Heath+24	Slaughter+4	Heath36	Heath38:22
Jan. 3	SOUTH DAKOTA STATE	W 64-49	Heath+18	Smith+21	Heath26	Heath32:18
Jan. 8	at Brigham Young*	W 59-57	Walton+17	Manker+17	Slaughter25	Slaughter33:53
Jan. 15	at UNLV*	W 81-73	Heath+33	Manker+21	Heath43	Heath39:23
Jan. 22	WYOMING*	L-ot 81-88	Slaughter+18	Slaughter+4	Heath33	Heath40:55
Jan. 24	COLORADO STATE*	W 84-77	Walton+27	Walton+13	Walton29	Heath/Sharper ..36:04
Jan. 29	at Air Force*	L 50-62	Heath+15	Davis+2	Slaughter28	Heath39:24
Jan. 31	at New Mexico*	L 71-88	Slaughter+17	Davis-4	Slaughter24	Heath34:53
Feb. 5	No. 21/22 UTAH*	L 41-61	Slaughter+17	Camara-2	Slaughter26	Slaughter40:00
Feb. 7	BRIGHAM YOUNG*	W 66-58	Slaughter+17	Thomas+16	Heath28	Slaughter40:00
Feb. 12	UNLV*	L-ot 91-93	Heath+27	Camara+8	Heath39	Thomas39:44
Feb. 19	at Colorado State*	L-ot 88-93	Slaughter+17	Slaughter+7	Heath33	Heath38:46
Feb. 21	at Wyoming*	L 65-69	Thomas+15	Davis+6	Slaughter/Thomas .20	Slaughter36:41
Feb. 26	NEW MEXICO*	L 61-78	Slaughter+17	Sharper0	Slaughter21	Thomas34:56
Feb. 28	AIR FORCE*	L 57-77	Thomas+20	Davis/Manker-7	Thomas25	Heath38:55
Mar. 5	at No. 16/15 Utah*	L 60-72	Heath+19	Davis+1	Heath26	Heath38:24
Mar. 10	vs. Air Force~	W 73-68	Heath+29	Walton+6	Heath41	Sharper37:56
Mar. 11	vs. New Mexico~	L 67-77	Slaughter+27	Thomas-7	Slaughter33	Heath38:34

Individual Game Win Share Champion: UC Santa Barbara - Chris Manker .2743; Monmouth - Matt Thomas .4729; UC San Diego - Marcus Slaughter .1797; San Diego - Chris Manker .2500; at UC Santa Barbara - Marcus Slaughter .2912; at Washington - Matt Thomas .0790; California - Trimaime Davis .1463; Saint Mary's - Brandon Heath .1014; at Loyola Marymount - Marcus Slaughter .2106; Cal State Fullerton - Tommy Johnson .4032; at Iowa State - Chris Walton and Tyler Smith .0700. Providence - Marcus Slaughter .1654; South Dakota State - Tyler Smith .2008; at Brigham Young - Chris Manker .9833; at UNLV - Chris Manker .3696; Wyoming - Marcus Slaughter .1756; Colorado State - Chris Walton .3181; at Air Force - Tommy Johnson .0762; at New Mexico - Chris Walton .0376; Utah - Marcus Slaughter .1361; Brigham Young - Matt Thomas .2915; UNLV: Mohamed Camara .4217; at Colorado State - Marcus Slaughter .2355; at Wyoming - Trimaime Davis .2640; New Mexico - Marcus Slaughter .1441; Air Force - Trimaime Davis .0854; at Utah - Trimaime Davis .1260; vs. Air Force - Brandon Heath .2835; vs. New Mexico - Marcus Slaughter .1129.

Games Led Individual Win Share: Marcus Slaughter 9, Trimaime Davis 4, Chris Manker 4, Matt Thomas 3, Chris Walton 2.5, Brandon Heath 2, Tommy Johnson 2, Tyler Smith 1.5, Mohamed Camara 1.

MWC Games Led Individual Win Share: Marcus Slaughter 4, Trimaime Davis 3, Chris Manker 2, Chris Walton 2, Mohamed Camara 1, Tommy Johnson 1, Matt Thomas 1.

2004-05 Game-By-Game Biggest Leads/Time in Lead

Date	Opponent	SDSU Result	SDSU Big Opp Big		Ties	LC	SDSU in Opp in		Tied	Paint		Off TOs		2nd Ch.		Bench	
			Lead	Lead			Lead	Lead		SD	Opp	SD	Opp	SD	Opp	SD	Opp
Nov. 19	UC SANTA BARBARA	L-ot 72-80	3	10	6	5	3:55	36:16	4:45	28	24	20	20	16	8	19	11
Nov. 22	MONMOUTH	W 69-65	4	18	2	3	1:02	37:07	1:51	22	16	14	15	12	4	13	26
Nov. 27	UC SAN DIEGO	W 86-51	35	2	5	11	33:53	1:33	4:34	50	14	30	4	16	0	24	20
Dec. 1	SAN DIEGO	W 83-63	20	6	1	5	31:12	5:59	2:49	30	24	24	18	21	12	6	14
Dec. 4	at UC Santa Barbara	W 73-55	36	1	2	0	37:12	1:47	1:01	24	14	21	10	2	9	9	24
Dec. 7	at No. 16/21 Washington	L 69-98	none	33	0	0	0:00	39:37	0:23	38	42	23	38	12	20	18	33
Dec. 11	CALIFORNIA	L 57-60	3	10	3	2	3:10	34:21	2:29	22	32	9	14	11	14	10	16
Dec. 14	SAINT MARY'S	L 64-73	2	11	7	1	2:02	34:32	3:26	24	22	21	19	16	15	14	22
Dec. 18	at Loyola Marymount	L 68-72	7	7	7	8	23:44	11:38	4:38	26	34	16	18	11	19	15	16
Dec. 21	CAL STATE FULLERTON	W 63-60	15	2	1	1	39:24	0:19	0:17	32	14	11	16	8	7	27	2
Dec. 28	at Iowa State	L 59-69	3	13	2	2	0:58	35:57	3:05	24	38	16	22	9	13	22	13
Dec. 31	PROVIDENCE	L 67-76	7	10	3	5	21:50	16:01	2:04	34	34	18	17	19	15	15	23
Jan. 3	SOUTH DAKOTA STATE	W 64-49	17	1	0	4	37:02	2:17	0:41	36	30	22	17	13	8	20	13
Jan. 8	at Brigham Young*	W 59-57	6	13	5	3	5:05	33:09	1:46	30	24	18	11	13	13	27	7
Jan. 15	at UNLV*	W 81-75	12	6	0	3	27:00	2:49	0:11	42	32	15	14	6	15	24	20
Jan. 22	WYOMING*	L-ot 81-88	11	8	6	11	27:30	14:15	3:15	38	40	24	17	7	17	18	30
Jan. 24	COLORADO STATE*	W 84-77	19	none	0	0	39:05	0:00	0:55	28	32	17	8	10	16	13	14
Jan. 29	at Air Force*	L 50-62	2	17	4	10	3:43	31:36	4:41	12	18	8	16	15	7	15	18
Jan. 31	at New Mexico*	L 71-88	4	22	6	8	5:46	29:06	5:08	32	28	16	10	12	6	31	27
Feb. 5	No. 21/22 UTAH*	L 41-61	3	23	5	4	6:04	28:19	5:37	22	38	10	11	4	14	7	16
Feb. 7	BRIGHAM YOUNG*	W 66-58	12	5	1	3	27:50	11:08	1:02	34	14	14	21	16	9	20	6
Feb. 12	UNLV*	L-ot 91-93	18	2	7	3	39:09	1:15	4:36	34	26	16	12	17	20	14	28
Feb. 19	at Colorado State*	L-ot 88-93	14	5	11	15	31:03	8:44	5:13	36	44	24	15	19	8	25	17
Feb. 21	at Wyoming*	L 65-69	3	15	5	8	3:05	35:45	1:10	30	26	19	11	12	18	26	18
Feb. 26	NEW MEXICO*	L 61-78	7	17	4	4	9:21	27:26	3:13	22	28	13	17	4	11	14	8
Feb. 28	AIR FORCE*	L 57-77	6	20	5	4	12:46	23:10	4:04	28	30	7	13	10	15	16	8
Mar. 5	at No. 16/15 Utah*	L 60-72	3	13	5	16	12:19	25:28	2:13	30	36	19	13	7	9	14	15
Mar. 10	vs. Air Force~	W 73-68	13	8	1	4	22:28	16:03	1:29	32	24	22	19	10	7	6	7
Mar. 11	vs. New Mexico~	L 67-77	none	12	0	0	0:00	39:43	0:17	28	36	11	14	22	11	8	4

2004-05 Efficiency

The National Basketball Association uses a formula to rank the most efficient players in the league. The formula is efficiency = (PTS + REB + AST + STL + BLK) - ((FGA - FGM) + (FTA - FTM) + TO). Below are San Diego State's efficiency Ratings for the 2003-04 season.

SEASON EFFICIENCY POINTS

Marcus Slaughter	.492
Brandon Heath	.417
Chris Manker	.200
Matt Thomas	.173
Trimaine Davis	.169
Mohamed Camara	.144
John Sharper	.144
Chris Walton	.113
Tyler Smith	.087
Tommy Johnson	.028
Travis Hanour	.005
Jared Ines	.004
Shawn Weinstein	-.02
TEAM TOTAL	1,974

SEASON EFFICIENCY POINTS PER MINUTE

Marcus Slaughter	.0534
Jared Ines	.0444
Brandon Heath	.0418
Trimaine Davis	.0396
Chris Manker	.0392
TEAM AVERAGE	.0335
Matt Thomas	.0263
Mohamed Camara	.0291
Travis Hanour	.0227
Chris Walton	.0227
Tyler Smith	.0210
John Sharper	.0183
Tommy Johnson	.0181
Shawn Weinstein	-.0667

MWC EFFICIENCY POINTS

Marcus Slaughter	.204
Brandon Heath	.176
Matt Thomas	.111
Trimaine Davis	.102
Chris Walton	.095
Chris Manker	.074
Tyler Smith	.054
Mohamed Camara	.052
John Sharper	.052
Tommy Johnson	.008
TEAM TOTAL	.928

2004-05 Hockey +/- Ratings

Hockey +/- tracks the team score while the player is on the court (total point team scored while on the court-total points team allowed while on the court).

HOCKEY +/- POINTS

Chris Manker	+47
Tyler Smith	+16
Shawn Weinstein	+10
Travis Hanour	+3
Jared Ines	+2
Marcus Slaughter	-8
Mohamed Camara	-37
John Sharper	-47
Tommy Johnson	-47
Trimaine Davis	-69
Matt Thomas	-71
TEAM TOTAL	-73
Brandon Heath	-84
Chris Walton	-90

HOCKEY +/- POINTS PER MINUTE

Shawn Weinstein	+2.500
Jared Ines	+0.222
Travis Hanour	+0.136
Chris Manker	+0.092
Tyler Smith	+0.039
Marcus Slaughter	-0.009
John Sharper	-0.060
TEAM AVERAGE	-0.062
Mohamed Camara	-0.075
Brandon Heath	-0.084
Matt Thomas	-0.108
Trimaine Davis	-0.162
Chris Walton	-0.181
Tommy Johnson	-0.303

MWC HOCKEY +/-

Chris Manker	+6
Marcus Slaughter	-25
Tyler Smith	-27
Tommy Johnson	-28
Mohamed Camara	-36
John Sharper	-42
Matt Thomas	-59
Chris Walton	-66
Trimaine Davis	-81
TEAM TOTAL	-91
Brandon Heath	-97

2004-05 Win Share Ratings

Combines efficiency rating and hockey plus/minus rating into one value. Total number for all individual players added together equals the total number of team victories.

WIN SHARES

Marcus Slaughter	+3.9718
Chris Manker	+2.0513
Brandon Heath	+1.6999
Matt Thomas	+1.2928
Tyler Smith	+1.1062
John Sharper	+0.5203
Mohamed Camara	+0.2722
Trimaine Davis	+0.0938
Travis Hanour	+0.0281
Shawn Weinstein	+0.0222
Jared Ines	+0.0066
Chris Walton	-0.0044
Tommy Johnson	-0.0609
TEAM TOTAL	+11.0000

MOUNTAIN WEST CONFERENCE WIN SHARES

Marcus Slaughter	+1.8328
Chris Manker	+1.4006
Matt Thomas	+0.7407
John Sharper	+0.4551
Tyler Smith	+0.2113
Brandon Heath	+0.1212
Chris Walton	+0.1109
Mohamed Camara	-0.0931
Tommy Johnson	-0.2351
Trimaine Davis	-0.5444
TEAM TOTAL	+4.0000

2004-05 Superlatives

Individual

Category	San Diego State	Opponent
Points Scored	37 by Brandon Heath at UNLV (1-15-05)	30 by Matthew Knight at Loyola Marymount (12-18-04)
Field Goals	12 by Brandon Heath vs. Wyoming (1-22-05) 12 by Brandon Heath at UNLV (1-15-05)	13 by Matthew Knight at Loyola Marymount (12-18-04)
Field Goals Attempted	24 by Brandon Heath at Colorado State (2-19-05)	21 by Jay Straight vs. Wyoming (1-22-05) 21 by Matthew Knight at Loyola Marymount (12-18-04)
Highest FG Percentage (min. 5 made)	90.9 (10-11) by Chris Walton vs. CSU (1-24-05)	87.5 (7-8) Alfred Neale at New Mexico (1-31-05)
Highest FG Percentage (min. 10 made)	90.9 (10-11) by Chris Walton vs. CSU (1-24-05)	61.9 (13-21) by Matthew Knight at LMU (12-18-04)
3-Point Field Goals Made	5 by Brandon Heath at Utah (3-5-05)	7 by Bobby Brown vs. Cal State Fullerton (12-21-04)
3-Point Field Goals Attempted	10 by Brandon Heath vs. UCSB (11-19-04)	11 by Michael Umeh vs. UNLV (2-12-05) 11 by Romel Beck at UNLV (1-15-05) 11 by Bobby Brown vs. Cal State Fullerton (12-21-04)
3-Point Field Goal Percentage (min. 4 made)	83.3 (5-6) by Brandon Heath at Utah (3-5-05)	100.0 (4-4) Mike Hall vs. Brigham Young (2-7-05)
3-Point Field Goal Percentage (min. 7 made)	NA	63.6 (7-11) by Bobby Brown vs. Cal State Fullerton (12-21-04)
Free Throws	17 by Brandon Heath vs. UNLV (2-12-05)	13 by Odartey Blankson vs. UNLV (2-12-05)
Free Throws Attempted	17 by Brandon Heath vs. UNLV (2-12-05)	14 by Odartey Blankson vs. UNLV (2-12-05)
Free Throw Percentage (min. 5 made)	100.0 (17-17) by Brandon Heath vs. UNLV (2-12-05) 100.0 (12-12) by Brandon Heath at UNLV (1-15-05) 100.0 (10-10) by Brandon Heath vs. Air Force (3-10-05) 100.0 (8-8) by Brandon Heath vs. Monmouth (11-22-04) 100.0 (6-6) by Brandon Heath vs. Providence (12-31-04) 100.0 (6-6) by Marcus Slaughter vs. Providence (12-31-04) 100.0 (5-5) by Brandon Heath at New Mexico (1-31-05) 100.0 (5-5) by Marcus Slaughter at UCSB (12-4-04) 100.0 (5-5) by Chris Manker vs. UCSD (11-27-04)	100.0 (8-8) by Matt Williams at Colorado State (2-19-05) 100.0 (8-8) by Mike Hall at Brigham Young (1-8-05) 100.0 (6-6) by Jay Straight at Wyoming (2-21-05) 100.0 (6-6) by Matt Nelson at Colorado State (2-19-05) 100.0 (6-6) by Nick Welch at Air Force (1-29-05) 100.0 (5-5) by Dion Sherrell at Wyoming (2-21-04) 100.0 (5-5) by Sean Morris at Colorado State (2-19-05)
Free Throw Percentage (min. 10 made)	100.0 (17-17) by Brandon Heath vs. UNLV (2-12-05) 100.0 (12-12) by Brandon Heath at UNLV (1-15-05) 100.0 (10-10) by Brandon Heath vs. Air Force (3-10-05)	.929 (13-14) by Odartey Blankson vs. UNLV (2-12-05)
Offensive Rebounds	8 by Marcus Slaughter vs. UCSB (11-19-04)	6 by Matthew Knight at Loyola Marymount (12-18-04) 6 by Bobby Jones at Washington (12-7-04)
Defensive Rebounds	10 by Marcus Slaughter vs. Cal State Fullerton (12-21-04)	11 by Andrew Bogut at Utah (3-5-05)
Total Rebounds	15 by Marcus Slaughter at Air Force (1-29-05)	15 by Andrew Bogut at Utah (3-5-05)
Assists	9 by Brandon Heath vs. UCSD (11-27-04)	11 by Michael Morris at Colorado State (2-19-05)
Blocked Shots	3 by Marcus Slaughter vs. SDSU (1-3-05) 3 by Chris Manker vs. San Diego (12-1-04) 3 by Marcus Slaughter vs. UCSD (11-27-04)	6 by Justin Williams vs. Wyoming (1-22-05)
Steals	5 by Brandon Heath vs. UCSD (11-27-04)	6 by Bobby Brown vs. Cal State Fullerton (12-21-04)
Minutes Played	42 by Brandon Heath vs. Wyoming (1-22-05) 42 by Marcus Slaughter vs. UCSB (11-19-04)	45 by Michael Morris at Colorado State (2-19-05)
Minutes Played (Regulation)	40 by Marcus Slaughter vs. Brigham Young (2-7-05) 40 by Marcus Slaughter vs. Utah (2-4-05) 40 by Marcus Slaughter at Loyola Marymount (12-18-04)	39 by Andrew Bogut at Utah (3-5-05) 39 by Jared Homan at Iowa State (12-28-04)

Team

SDSU High	SDSU Low	Category	Opponent High	Opponent Low
93 vs. UNLV (2-12-05)	41 vs. Utah (2-5-05)	Points Scored	98 at Washington (12-7-04)	49 vs. SDSU (1-3-05)
32 vs. UCSD (11-27-04)	15 vs. Utah (2-5-05)	Field Goals	38 at Washington (12-7-04)	16 vs. UCSD (11-27-04)
69 vs. Wyoming (1-22-05)	43 at Air Force (1-29-05)	Field Goals Attempted	75 at Washington (12-7-04)	37 vs. UCSD (12-21-04)
60.4 vs. UCSD (11-27-04)	34.1 vs. Utah (2-5-05)	FG Percentage	60.0 at Utah (3-5-05)	29.0 vs. CSUF (12-21-04)
12 at UCSB (12-4-04)	2 at BYU/vs. Utah/vs. Air Force	3-Point Field Goals Made	13 vs. Air Force/vs. Air Force	2 vs. California/at ISU/vs. Utah
31 at Iowa State (12-28-04)	9 vs. Utah (2-5-05)	3-Point Field Goals Attempted	32 vs. Air Force (3-10-05)	7 at Iowa State (12-28-04)
60.0 at UCSB (12-4-04)	14.3 at Brigham Young (1-8-05)	3-Point Field Goal Percentage	52.9 vs. UCSD (11-27-04)	15.4 vs. California/vs. Utah
33 vs. UNLV (2-12-05)	4 at Iowa State (12-28-04)	Free Throws Made	27 at Colorado State (2-19-05)	3 vs. San Diego/vs. Air Force
40 vs. UNLV (2-12-05)	7 at Iowa State (12-28-04)	Free Throws Attempted	33 at New Mexico (1-31-05)	5 vs. San Diego (12-1-04)
85.7 at Utah (3-5-05)	40.0 at Air Force (1-29-05)	Free Throw Percentage	93.1 at Colorado State (2-19-05)	37.5 vs. Air Force (3-10-05)
20 at Wyoming (2-21-05)	4 at UCSB/at Utah	Offensive Rebounds	24 at Washington (12-7-04)	3 at Air Force (1-29-05)
30 vs. CSUF (12-21-04)	10 at Utah (3-5-05)	Defensive Rebounds	35 vs. Wyoming (1-22-05)	12 vs. UCSD (11-27-04)
45 vs. CSUF (12-21-04)	14 at Utah (3-5-05)	Total Rebounds	48 vs. SDSU (1-3-05)	20 vs. Monmouth/at Air Force
27 at Colorado State (2-19-05)	11 vs. UCSD/San Diego	Fouls	27 vs. UNLV (2-12-05)	9 at Iowa State (12-28-04)
2 vs. SMC/vs. CSU/vs. UNLV/at CSU	0 - several times	Fouled Out	2 vs. Brigham Young (2-7-05)	0 - several times
23 vs. UCSD (11-27-04)	6 at Wyoming/at Utah	Assists	23 at Washington (12-7-04)	8 at Brigham Young (1-8-05)
26 at Washington (12-7-04)	7 vs. Colorado State/at Wyoming	Turnovers	27 vs. UCSD (11-27-04)	8 at Air Force (1-29-05)
9 vs. SDSU (1-3-05)	0 vs. Saint Mary's (12-14-04)	Blocked Shots	10 at Wyoming (2-21-05)	0 vs. New Mexico (2-26-05)
15 vs. UCSD/vs. Wyoming	4 vs. UNLV (2-12-05)	Steals	13 vs. UCSB (11-19-04)	3 - four times
51 vs. UCSD, 2nd (11-27-04)	19 at Brigham Young, 1st (1-8-05)	Points/Half	56 at Washington (12-7-04)	21 vs. SDSU, 1st (1-3-05)
65.4 vs. UCSD, 2nd (11-27-04)	22.6 at BYU, 1st/vs. UNM, 1st	FG Percentage/Half	70.8 vs. Providence (12-31-04)	27.3 at BYU, 1st (1-8-05)
5 at Colorado State (2-21-05)	1 vs. Utah (2-5-05)	Double-Figure Scorers	5 at UNLV/vs. Wyoming	1 at UCSB (12-4-04)

Season and Career Highs

► 0 • TOMMY JOHNSON

	Season	Career
Points	7 vs. CSUF, 12-21-04	18 vs. Troy St., 11-30-03
Rebounds	6 vs. CSUF, 12-21-04	7 vs. IPFW, 12-30-02
Assists	3 vs. CSUF, 12-21-04	5 at Cal Poly, 11-30-02
Steals	2 at Washington, 12-7-04	4 vs. Troy St., 11-30-03
Blocked Shots	1 - two times	2 - two times
Minutes	24 vs. CSUF, 12-21-04	33 vs. Troy St., 11-30-03

► 1 • BRANDON HEATH

	Season	Career
Points	37 at UNLV, 1-15-05	37 at UNLV, 1-15-05
Rebounds	9 vs. Monmouth, 11-22-04	9 vs. Monmouth, 11-22-04
Assists	9 vs. UCSD, 11-27-04	9 vs. UCSD, 11-27-04
Steals	5 vs. UCSD, 11-27-04	5 vs. UCSD, 11-27-04
Blocked Shots	1 - three times	1 - three times
Minutes	42 vs. Wyoming, 1-22-05	43 at Colorado St., 1-24-04

► 3 • CHRIS WALTON

	Season	Career
Points	23 vs. CSU, 1-24-05	23 vs. CSU, 1-24-05
Rebounds	6 at BYU, 1-8-05	10 - two times
Assists	3 - three times	6 vs. Portland, 12-31-03
Steals	2 vs. Wyoming, 1-22-05	3 - six times
Blocked Shots	1 - eight times	4 vs. UNM, 2-28-02
Minutes	34 - two times	40 at CSU, 1-24-04

► 5 • TRAVIS HANOUR

	Season	Career
Points	3 vs. Saint Mary's, 12-14-04	11 - two times
Rebounds	3 vs. California, 12-11-04	7 vs. Utah, 1-18-03
Assists	1 - two times	3 vs. Wash. St., 2-10-01
Steals	2 vs. California, 12-11-04	2 - two times
Blocked Shots	1 vs. California, 12-11-04	2 vs. Chaminade, 11-20-00
Minutes	15 vs. California, 12-11-04	35 vs. Utah, 1-18-03

► 11 • TYLER SMITH

	Season
Points	12 vs. Brigham Young, 2-7-05
Rebounds	8 vs. CSUF, 12-21-04
Assists	6 at BYU, 1-8-05
Steals	2 vs. SDSU, 1-3-05
Blocked Shots	0
Minutes	38 vs. CSUF, 12-21-04

► 15 • JOHN SHARPER

	Season	Career
Points	15 at UCSB, 12-4-04	15 at UCSB, 12-4-04
Rebounds	3 - five times	5 vs. UCSD, 12-2-02
Assists	4 vs. Wyoming, 1-22-05	4 - two times
Steals	3 - four times	3 - five times
Blocked Shots	0	none
Minutes	40 vs. UCSB, 11-19-04	40 vs. UCSB, 11-19-04

► 20 • TRIMAINE DAVIS

	Season	Career
Points	12 vs. BYU, 2-7-05	12 vs. BYU, 2-7-05
Rebounds	8 vs. BYU, 2-7-05	8 vs. BYU, 2-7-05
Assists	2 vs. BYU, 2-7-05	2 vs. BYU, 2-7-05
Steals	2 - two times	2 - two times
Blocked Shots	2 vs. SDSU, 1-3-05	2 - two times
Minutes	32 vs. UNM, 2-26-05	32 vs. UNM, 2-26-05

► 21 • MATT THOMAS

	Season
Points	20 vs. Air Force, 2-28-05
Rebounds	10 vs. UNLV, 2-12-05
Assists	6 vs. Monmouth, 11-22-04
Steals	4 - two times
Blocked Shots	1 - four times
Minutes	40 vs. UNLV, 2-12-05

► 33 • CHRIS MANKER

	Season	Career
Points	23 vs. UCSD, 11-27-04	23 vs. UCSD, 11-27-04
Rebounds	8 vs. UCSB, 11-19-04	9 vs. UCSD, 12-6-03
Assists	3 - three times	3 - three times
Steals	3 vs. UCSB, 11-19-04	3 vs. UCSB, 11-19-04
Blocked Shots	3 vs. San Diego, 12-1-04	3 vs. San Diego, 12-1-04
Minutes	35 vs. UCSB, 11-19-04	35 vs. UCSB, 11-19-04

► 42 • MARCUS SLAUGHTER

	Season	Career
Points	28 vs. UCSB, 11-19-04	28 vs. UCSB, 11-19-04
Rebounds	15 at Air Force, 1-29-05	15 - two times
Assists	3 - four times	4 at Saint Mary's, 1-6-04
Steals	4 vs. UCSB, 11-19-04	5 at UNM, 2-28-04
Blocked Shots	3 vs. UCSD, 11-27-04	3 vs. UCSD, 11-27-04
Minutes	41 vs. UCSB, 11-19-04	41 vs. UCSB, 11-19-04

► 50 • MOHAMED CAMARA

	Season
Points	7 - two times
Rebounds	13 vs. Providence, 12-31-04
Assists	3 vs. CSU, 1-24-05
Steals	3 at Washington, 12-7-04
Blocked Shots	3 vs. SDSU, 1-3-05
Minutes	31 - two times

2004-05 Miscellaneous Statistics

San Diego State's Record When...

Category	This Season	Fisher Era	SDSU Streak
Home	7-9	58-37	Lost 3
Away	3-8	18-55	Lost 5
Neutral	1-1	5-5	Lost 1
Scoring First	3-7		Won 1
Opponent Scores First	8-11		Lost 5
Leading at Half	8-7	59-20	Lost 3
Trailing at Half	3-11	19-77	Lost 1
Tied at Half	0-0	3-0	
Leading with 5:00 Left	9-2		Won 1
Trailing with 5:00 Left	2-15		Lost 8
Tied with 5:00 Left	0-1		Lost 1
In Overtime	0-4	1-12	Lost 6
SDSU Outrebounds Opp.	6-5	54-35	Won 1
SDSU is Outrebounded	4-13	26-60	Lost 7
Opp. Commits More TOs	5-10	50-29	Lost 5
SDSU Commits More TOs	6-7	27-61	Won 1
SDSU More FT Attempts	7-10	53-33	Lost 1
Opp. More FT Attempts	3-8	25-64	Lost 5
SDSU Shoots Better than Opp.	10-1	64-20	Lost 1
Opp. Shoots Better than SDSU	1-17	15-76	Lost 1
SDSU Shoots 50% or Better	4-0	29-10	Won 6
SDSU Shoots 40-50%	7-7	43-42	Won 1
SDSU Shoots 40% or Less	0-11	9-45	Lost 12
Opp. Shoots 50% or Better	2-10	10-31	Lost 1
Opp. Shoots 40-50%	5-8	36-59	Lost 2
Opp. Shoots 40% or Less	4-0	36-6	Won 5
SDSU Bench Outscores Opp.	6-9	44-38	Lost 5
Opp. Bench Outscores SDSU	5-9	35-55	Won 1
SDSU Scores Less Than 60	1-5	3-29	Lost 3
SDSU Scores Between 60-69	4-8	21-39	Lost 4
SDSU Scores Between 70-79	2-2	30-17	Won 1
SDSU Scores Between 80-89	4-2	20-11	Lost 1
SDSU Scores Between 90-99	0-1	7-1	Lost 1
SDSU Scores 100+	0-0	0-0	Won 23
Opp. Scores Less Than 60	5-0	29-4	Won 5
Opp. Scores Between 60-69	4-5	32-17	Won 1
Opp. Scores Between 70-79	2-7	20-39	Lost 4
Opp. Scores Between 80-89	0-3	0-22	Lost 31
Opp. Scores Between 90-99	0-3	0-13	Lost 23
Opp. Scores 100+	0-0	0-2	Lost 8
Wearing Black	3-5		Lost 3
Wearing Red	6-5		Lost 1
Wearing White	2-8		Lost 4
On Monday	4-3		Lost 2
On Tuesday	1-3		Lost 1
On Wednesday	1-0		Won 4
On Thursday	1-0		Won 1
On Friday	0-3		Lost 3
On Saturday	4-9		Lost 7
On Sunday	0-0		Lost 1
In November	2-1		Won 2
In December	3-6		Lost 2
In January	4-3		Lost 2
In February	1-6		Lost 5
In March	1-2		Lost 1

STARTING LINEUPS

SF	PF	C	SG	PG	W-L
Slaughter	Walton	Camara	Sharper	Heath	1-4
Slaughter	Manker	Camara	Sharper	Heath	4-2
Sharper	Slaughter	Camara	Heath	Thomas	0-1
Sharper	Slaughter	Davis	Heath	Thomas	0-2
Smith	Slaughter	Davis	Johnson	Thomas	1-0
Smith	Slaughter	Davis	Johnson	Heath	0-1
Walton	Slaughter	Camara	Smith	Heath	1-1
Slaughter	Davis	Camara	Smith	Heath	1-0
Smith	Slaughter	Camara	Sharper	Heath	1-0
Smith	Slaughter	Walton	Sharper	Heath	0-1
Slaughter	Davis	Camara	Sharper	Heath	1-0
Smith	Slaughter	Camara	Heath	Thomas	0-1
Walton	Slaughter	Camara	Heath	Thomas	0-2
Walton	Johnson	Manker	Heath	Thomas	0-1
Sharper	Walton	Camara	Heath	Thomas	0-1
Sharper	Walton	Slaughter	Heath	Thomas	1-1

LEADS AND DEFICITS

SDSU Biggest Halftime Lead	14 at UC Santa Barbara (12-4-04)
SDSU Biggest Halftime Lead Lost	7 vs. Brigham Young/vs. UNLV
SDSU Biggest Halftime Lead Lost in a Loss	7 vs. UNLV (2-12-05)
SDSU Biggest Halftime Deficit	22 at Washington (12-7-04)
SDSU Biggest Halftime Deficit Overcome	9 at Brigham Young/at Wyoming
SDSU Biggest Halftime Deficit Overcome for Victory	9 at Brigham Young (1-8-05)
SDSU Biggest Lead	36 at UC Santa Barbara (12-4-04)
SDSU Biggest Lead Lost	18 vs. UNLV (2-12-05)
SDSU Biggest Lead Lost in a Loss	18 vs. UNLV (2-12-05)
SDSU Biggest Deficit	33 at Washington (12-7-04)
SDSU Biggest Deficit Overcome	18 vs. Monmouth (11-22-04)
SDSU Biggest Deficit Overcome for Victory	18 vs. Monmouth (11-22-04)

MISSED GAMES DUE TO INJURY/ILLNESS

SEASON	
Chris Walton10
Travis Hanour5
Marcus Slaughter2
Tommy Johnson1
TOTAL18

TOP SCORING PERFORMANCES

37, Brandon Heath at UNLV (1-15-05)
29, Brandon Heath vs. UNLV (2-12-05)
29, Brandon Heath vs. Wyoming (1-22-05)
28, Brandon Heath vs. Air Force (3-10-05)
28, Brandon Heath at Colorado State (2-19-05)
28, Marcus Slaughter vs. UCSB (11-19-04)
26, Brandon Heath vs. Providence (12-31-04)
26, Brandon Heath vs. San Diego (12-1-04)
25, Marcus Slaughter vs. UNLV (2-12-05)
24, Marcus Slaughter vs. Air Force (3-10-05)
24, Marcus Slaughter at UCSB (12-4-04)

TOP REBOUNDING PERFORMANCES

15, Marcus Slaughter at Air Force (1-29-05)
13, Mohamed Camara vs. Providence (12-31-04)
13, Marcus Slaughter vs. CSUF (12-21-04)
13, Marcus Slaughter vs. UCSB (11-19-04)
12, Marcus Slaughter at UNLV (1-15-05)
12, Marcus Slaughter at Iowa State (12-28-04)
12, Marcus Slaughter vs. San Diego (12-1-04)
11, Marcus Slaughter vs. Brigham Young (2-7-05)
10, Marcus Slaughter vs. UNLV (2-12-05)
10, Matt Thomas vs. UNLV (2-12-05)
10, Marcus Slaughter at New Mexico (1-31-05)
10, Marcus Slaughter vs. Wyoming (1-22-05)

TOP ASSISTS PERFORMANCES

9, Brandon Heath vs. UC San Diego (11-29-04)
7, Brandon Heath vs. Air Force (3-10-05)
7, Brandon Heath vs. Colorado State (1-24-05)
7, Brandon Heath vs. South Dakota State (1-3-05)
7, Brandon Heath at UCSB (12-4-04)
6, Tyler Smith at Brigham Young (1-8-05)
6, Brandon Heath vs. CSUF (12-21-04)
6, Matt Thomas vs. Monmouth (11-22-04)

TOP 3-POINT FG PERFORMANCES

5, Brandon Heath at Utah (3-5-05)

TOP EFFICIENCY POINT PERFORMANCES

33, Brandon Heath at UNLV (1-5-05)
31, Marcus Slaughter vs. UCSB (11-19-04)
29, Brandon Heath vs. Air Force (3-10-05)
29, Chris Manker vs. UC San Diego (11-27-04)
28, Chris Manker vs. San Diego (12-1-04)
27, Marcus Slaughter vs. New Mexico (3-11-05)
27, Brandon Heath vs. UNLV (2-14-05)
27, Chris Walton vs. Colorado State (1-24-05)
27, Brandon Heath at UCSB (12-4-04)
26, Marcus Slaughter vs. UC San Diego (11-27-04)
24, Marcus Slaughter vs. Air Force (3-10-05)
24, Marcus Slaughter vs. UNLV (2-14-05)
24, Brandon Heath vs. Providence (12-31-04)
24, Marcus Slaughter at UCSB (12-4-04)

TOP WIN SHARE PERFORMANCES

98.33, Chris Manker at Brigham Young
73.33, John Sharper at Brigham Young
59.17, Chris Walton at Brigham Young
47.29, Matt Thomas vs. Monmouth
42.17, Mohamed Camara vs. UNLV (2-15-05) - L
40.32, Tommy Johnson vs. CSUF
36.96, Chris Manker at UNLV (1-5-05)
33.39, Brandon Heath at UNLV (1-5-05)
31.81, Chris Walton vs. Colorado State (1-24-05)
31.37, Tyler Smith vs. Monmouth

TOP EFFICIENCY POINT PERFORMANCES

33, Brandon Heath at UNLV (1-5-05)
31, Marcus Slaughter vs. UCSB (11-19-04)
29, Brandon Heath vs. Air Force (3-10-05)
29, Chris Manker vs. UC San Diego (11-27-04)
28, Chris Manker vs. San Diego (12-1-04)
27, Marcus Slaughter vs. New Mexico (3-11-05)
27, Brandon Heath vs. UNLV (2-14-05)
27, Chris Walton vs. Colorado State (1-24-05)
27, Brandon Heath at UCSB (12-4-04)
26, Marcus Slaughter vs. UC San Diego (11-27-04)

TOP PRA PERFORMANCES

43, Brandon Heath at UNLV (1-5-05)
42, Marcus Slaughter vs. UCSB (11-19-04)
41, Brandon Heath vs. Air Force (3-10-05)
39, Brandon Heath vs. UNLV (2-14-05)
36, Marcus Slaughter vs. UNLV (2-14-05)
36, Brandon Heath vs. Providence (12-31-04)