



San Diego State (16-13)  
at Texas Tech (19-12)

**Friday, March 21, 2003**

**7:05 p.m. CST (announced)**

**United Spirit Arena (15,098)**

**Lubbock, Texas**

**Tip Time:** Tip time is set for 7:05 p.m. CST.

**Television:** None.

**Radio:** XTRA 690-AM. Jim Stone (play-by-play), Mike McGregor (producer).

**SDSU Coach Steve Fisher:** Fisher (Illinois State '67) is in his fourth season at San Diego State with a record of 56-62. Now in his 12th full season as a head coach, he has amassed a 240-144 mark. Fisher led Michigan to the 1989 national championship and made three trips to the national championship game in his eight full seasons in Ann Arbor. The 1991-92 national coach of the year, he led the Aztecs to a 21-12 mark last year en route to the NCAA Tournament. Fisher has helped the Aztecs increase their win total in each of his first three seasons (from 4-to-5-to-14-to-21). In guiding SDSU to its second-ever NIT appearance this season, Fisher is making his third trip to the NIT including the 1997 championship with Michigan.

**Texas Tech Coach Bob Knight:** Knight (Ohio State '62) is in his second season at the helm of the Red Raiders program and his 37th overall as a Div. I head coach. A Naismith Memorial Basketball Hall-of-Famer, Knight boasts a career record of 806-310 in guiding each of his last 25 teams to the postseason. A three-time NCAA Championship winner at Indiana, Knight has coached the Red Raiders to a 42-21 record in his two seasons in Lubbock.

**The Series:** San Diego State and Texas Tech are meeting for the second time this season, third time in two seasons and the seventh time ever. The Red Raiders lead the series, 4-2, after a 75-63 win in San Diego on Jan. 6 that marked the first win by a road team in the all-time series. Texas Tech has won all three games previous games in Lubbock.

**The Tickets:** Tickets are available through the Texas Tech ticket office at 806-742-TECH and 1-888-GOBIG12 or online at tickets.athl.ttu.edu. Tickets range in price from \$15-18.

# Aztec Basketball

2002 NCAA Tournament ♦ 2002 Mountain West Conference Tournament Champions

## Aztecs and Red Raiders Battle in NIT Sweet 16 Game

Forty-six hours after posting the school's first postseason victory in the 33-year Division I history, San Diego State (16-13 overall/6-8 Mountain West) hits the road to battle Big XII Conference member Texas Tech (19-12 overall/6-10 Big XII) in the second round of the Owens Corning National Invitation Tournament on Friday night in Lubbock, Texas.

Game time is set for 7:05 p.m. CST (5:05 p.m. PST) at the United Spirit Arena and there will be no television coverage. The game can be heard along the west coast on XTRA 690-AM.

San Diego State and Texas Tech advanced to the round of 16 with home victories on Wednesday night. The Aztecs defeated UC Santa Barbara 67-62 in overtime while Texas Tech disposed of Nevada 66-54.

San Diego State rallied from a 10-point halftime deficit and from six points down in overtime to extend its season. The Aztecs, which trailed by as many as 12 points in the second half, got a running 12-foot bank shot from senior guard Tony Bland with 1.9 seconds left to force overtime. In the extra session, senior center Mike Mackell scored six consecutive points and sophomore guard Tommy Johnson hit a three-point basket to put the Aztecs in the lead to stay.

Texas Tech limited Nevada to just 38.9 percent field goal shooting and forced the Wolf Pack into 21 turnovers in winning its first round game. Andre Emmett scored a game-high 18 points and added seven assists and six rebounds for the Red Raiders.

This marks the second straight year but just the sixth time in 33 Division I seasons, the San Diego State men's basketball program has advanced to postseason play. It is just the second postseason NIT appearance for the Aztecs and only the second

time in the Division I era that SDSU has participated in postseason play in consecutive seasons. San Diego State claimed the school's first Division I postseason victory with a win over UC Santa Barbara on Wednesday. SDSU owns a 0-4 record in the NCAA tournament and is now 1-1 in the NIT.

Although this is the second-ever school appearance in the postseason NIT, having lost to UC Irvine on March 12, 1982 by a 70-69 score, Aztec head coach Steve Fisher is no stranger to the nation's oldest postseason tournament. Fisher is guiding his third squad into the NIT, and owns a 6-1 career mark in the tournament. His Michigan squad lost at Colorado in the first round in 1991 but he led the Wolverines to the 1997 NIT championship with victories over Miami (Fla.), Oklahoma State, Notre Dame, Arkansas and Florida State. Combined with the NCAA tournament, Fisher-coached squads have a 26-8 record in postseason tournaments, including titles in the 1989 NCAA tournament and 1997 National Invitation Tournament and national title game appearances in the 1992 and 1993 NCAA tournaments.

Fisher-led teams are making their 11th postseason appearance (eight NCAA and three NIT) in just his 12th full season as a head coach.

Friday will mark the seventh meeting between the Red Raiders and Aztecs, with Texas Tech owning a 4-2 series lead. The Red Raiders have won all three previous meetings in Lubbock. This is the second meeting this season between the teams, the third in two seasons and the teams are scheduled to meet again next season in Lubbock. Earlier this season Texas Tech defeated San Diego State 75-63 on Jan. 6 in front of a sellout crowd at Cox Arena.

This game features two of the three active coaches that have won NCAA and NIT championships in Fisher and Texas Tech coach Bob Knight (Jim Calhoun of Connecticut is the other). More information on the two accomplished coaches can be found later in the notes.

## Aztecs At-A-Glance

No.	Name (Career G/GS)	Pos.	Ht.	Wt.	Cl.	PPG	RPG	Misc.	Note	^ Indicates walk-on; ► Probable Starters
0	Tommy Johnson (47/7)	G	6-4	185	So.	5.4	2.5	1.8 apg	Avg. 16.7 min. per game; Made 9 of last 16 3FGA; Avg. 11.5 pts in last two gms	
1	► Deandre Moore (116/81)	G	5-10	191	Sr.	8.2	3.6	3.9 apg	MWC leader in assist-to-TO (1.68); Two or fewer TOs in each of last 13 gms	
3	Chris Walton (61/3)	F	6-9	227	Jr.	--	--	--	REDSHIRT CANDIDATE. Talented junior who will redshirt this season	
4	► Tony Bland (126/94)	G	6-5	201	Sr.	16.7	3.5	3.4 apg	Third Aztec to score 1,000 pts in two yrs; 19th on Aztec scoring list (1,003 pts)	
5	Travis Hanour (38/8)	G	6-7	198	So.	3.1	3.1	64.3 FT%	Started eight gms TY; Avg. 15.4 min. per game; 3+ rebs 11 of 18 games	
11	Steve Sir (29/7)	G	6-6	201	Fr.	5.7	1.1	41.1 3FG%	Made 14 of last 22 3FGA (63.6%); 112 of 124 FGA from 3-pt. range; 17-of-20 FTs	
12	Andre Torres ^ (13/0)	G	5-9	170	Jr.	0.0	0.0	1 steal	Walk-on who redshirted last season; Made season debut vs. FAU	
15	John Sharper ^ (27/0)	G	6-0	190	Fr.	1.9	0.8	11 TO	7 TO in last 175 mins. and only 11 TO in 229 mins. for the season; 14-of-30 3FGs	
20	Trimaine Davis (23/0)	F	6-7	219	Fr.	1.4	1.0	62.5 FG%	26 points in his last 114 minutes; Made 12 of last 17 FGs and 4-4 in MWC gms	
21	► Evan Burns (25/7)	F	6-8	220	Fr.	9.4	5.0	76.7 FT%	10+ pts in 5-of-6 games (16.2 ppg); 2nd DD with CH 31 pts & 13 rebs vs. UNM	
22	Chris Manker (45/4)	C	7-0	209	So.	3.0	1.2	35.6 3FG%	16 points in 29 mins. on WYO-CSU road trip; Made 7 of last 18 trey att.	
30	► Mike Mackell (62/57)	C	6-9	250	Sr.	14.6	4.6	54.6 FG%	MWC rankings (3/16): 8th in scoring, 4th in FG%, 17th in rebs, 3rd in off. rebs.	
32	Ben Wardrop ^ (21/0)	G	6-2	189	Jr.	1.1	0.0	4 assists	Walk-on with tremendous work ethic; Played against brother vs. LMU, made layup	
34	► Aerick Sanders (78/29)	F	6-8	204	Jr.	6.2	7.7	25 blocks	MWC rankings (3/16): 3rd in rebs, 8th in blocks; CH 14 pts & 14 rebs vs. Wyo.	
40	Markee White ^ (6/0)	F	6-7	190	Fr.	0.3	0.5	3 assists	Walk-on who gained valuable experience as a redshirt last season	

**Head Coach:** Steve Fisher (Illinois State, 1967) • 240-144 (12th full season overall) • 56-62 (fourth season at SDSU)

**Assistant Head Coach:** Brian Dutcher (Minnesota, 1982) **Assistant Coaches:** Marvin Menzies (UCLA, 1986), Gregg Gottlieb (UCLA, 1995)

**Director of Operations:** Mark Fisher (Michigan, 2001) **Athletic Trainer:** Mark Haines (Metropolitan State College, 1987)

**SDSU 2002-03 Schedule/Results**

Date	Opponent (Television)	Time/Result	Note
N.23	Eastern Washington (Ch. 4 SD)	.L, 70-75	▶ EWU 8-14 3FGs, uses 21-2 run to overcome 10-pt. deficit
N.27	at Portland	.L, 86-91	▶ SDSU whistled for 36 fouls; UP 38-of-53 FTs
N.30	at Cal Poly	.W, 65-62	▶ Seniors score 26 of Aztecs' 31 2nd-half pts in win
D.2	UC San Diego	.W, 87-57	▶ SDSU sets school record with 16 3FGs; Sir 6-10 3FGs
D.7	No. 1/1 Arizona (ESPN)	.L, 81-89	▶ Sellout crowd witnesses 8-point margin well below UA's 35.7 avg.
D.10	at Long Beach State (Ch. 4 SD)	.W, 64-55	▶ Aztecs win rebound category 38-30; Mackell 17 pts., 6 rebs.
D.14	Hawai'i	.W, 60-49	▶ SDSU limits UH to 34.0 FG pct. and forces 21 turnovers
D.21	at Houston	.W, 76-66	▶ Mackell scores CH 22; Aztecs shoot 55.6% in 2nd half
D.28	Florida Atlantic (Ch. 4 SD)	.W, 91-75	▶ Burns breaks out with 21 points in 17 minutes
D.30	IPFW (Ch. 4 SD)	.W, 74-58	▶ 12 different Aztecs score in largest victory over D-I opponent
J.3	Loyola Marymount (Ch. 4 SD)	.W, 79-69	▶ SDSU 25-of-30 FTs to gain third v victory after trailing at half
J.6	No. 23/21 Texas Tech (ESPN)	.L, 63-75	▶ T. Tech opens 2nd half w/ 10-0 run, blows open 4-pt halftime lead
J.8	San Diego (Ch. 4 SD)	.W, 78-72	▶ Aztecs shoot 49.1% to snap 4-gm loss streak to USD
J.11	at Air Force*	.W, 63-48	▶ SDSU opens conference with road win for first time since '84-85
J.18	Utah* (ESPN+Plus)	.W, 58-56	▶ 14-gm losing streak to Utes snapped; 11th straight win over NR foe
J.20	Brigham Young* (SportsWest)	.L, 69-80	▶ BYU hit first 7 threes, shoots 58.8% from 3-point range
J.25	at New Mexico* (SportsWest)	.L, 62-66	▶ Aztecs outscored 19-4 from FT line, 27-12 from 3-point range
F.1	Colorado State* (Ch. 4 SD)	.L, 69-72	▶ CSU survives despite 16 lead changes and four ties
F.3	Wyoming* (ESPN)	.W, 80-70	▶ SDSU leads all but 49 secs, wins third straight over Wyoming
F.11	UNLV* (SportsWest)	.L, 64-79	▶ Rebels become first opponent to shoot better than 50%
F.15	at Utah* (SportsWest)	.L, 62-76	▶ Field goal percentage: Utah 50.0, SDSU 38.1
F.17	at Brigham Young* (SportsWest)	.L, 64-66	▶ SDSU holds BYU to 26 2nd-half pts but misses GW shot at end
F.22	Air Force* (Ch. 4 SD)	.W, 67-53	▶ Aztecs shoot SH 61.4%, complete series sweep; Bland 28 pts
F.24	New Mexico* (SportsWest)	.W, 89-73	▶ Frosh Burns (CH 31 pts, 13 rebs) leads SDSU on senior night
M.1	at Wyoming* (Ch. 4 SD)	.W, 86-73	▶ Aztecs led wire-to-wire for 4th straight win vs. Wyoming
M.3	at Colorado State* (Ch. 4 SD)	.L, 89-102	▶ CSU scores most points ever against Aztecs in MWC play
M.8	at UNLV* (ABC)	.L, 72-83	▶ Five Rebels in double-figures; Assists: UNLV 16, SDSU 5
<b>Mountain West Tournament (Las Vegas, Nev.) M.13-15 Thomas &amp; Mack Center</b>			
M.13	at #4 UNLV (ESPN)	.L, 67-83	▶ First-round rematch of last year's MWC title game
<b>2003 Owens Corning National Invitation Tournament</b>			
M.19	UC Santa Barbara	.W, 67-62 (ot)	▶ SDSU wins first NCAA Div. I postseason game in sixth attempt
M.21	at Texas Tech	.7 p.m. MST	▶ SDSU faces Texas Tech for second time TY, 3rd time in 2 yrs

**Media Information**

**SDSU Media Relations**

Office Phone	(619) 594-5547
Fax Phone	(619) 582-6541
Ticket Office	(619) 283-SDSU (7378)
Website	goaztecs.com
Mailing Address	Aztec Media Relations 3014 Aztec Athletic Center 5302 55th Street San Diego State University San Diego, CA 92182

Mike May, Assistant SID/MBB Contact
Office Phone (619) 594-5547
Home Phone (619) 644-1767
E-Mail mmay@mail.sdsu.edu

**Storylines and Sidebars**

▶ San Diego State is in the postseason for the second consecutive season for just the second time in the school's Division I era. The Aztecs made the NCAA tournament in both 1975 and 1976.

▶ This is just the Aztecs' sixth visit to the postseason in the school's 33 Division I seasons. San Diego State claimed its first Division I postseason victory on Wednesday against UCSB. Prior to that game, the Aztecs were 0-4 in the NCAA tournament and 0-1 in the NIT. It is worth noting that SDSU enjoyed success as a small college program advancing to the postseason four straight seasons from 1939 to 1942 and claiming the 1941 NAIB Championship. The Aztecs also advanced to three tournaments at the Division II level, advancing to the quarterfinals of the 1967 Division II championship.

▶ Although the Aztecs are newcomers to March Madness, San Diego State head coach Steve Fisher is one of the most successful postseason tournament coaches in NCAA history. Fisher's 20-7 mark (74.1 percent) in NCAA Tournament games is fourth among active coaches, trailing only Tom Izzo, Mike Krzyzewski and Rick Pitino and ahead of Tubby Smith, Bill Self, Roy Williams, Gary Williams, Billy Donovan and Bob Knight. Fisher has also enjoyed success in the NIT, recording a 6-1 record (85.7 percent) in two previous appearances. Fisher's Michigan squad won the 1997 NIT title, with an average margin of victory of 9.6 points in the five games. Combining his track record in both the NIT and

**SDSU Division I Postseason History**

Year	Tourney
1975	NCAA
1976	NCAA
1982	NIT
1985	NCAA
2002	NCAA
2003	▶ NIT

NCAA Tournaments, Fisher has posted a 26-8 record (76.5 percent) in his postseason career. In addition, he possesses two titles (1989 NCAA and 1997 NIT) and two second-place finishes (1992 NCAA and 1993 NCAA).

▶ San Diego State will finish with a .500 or better overall record for the third consecutive season. That is the longest stretch for the Aztec program since finishing .500 or better in five consecutive seasons from 1980-81 campaign to the 1984-85 season. The Aztecs enjoyed just one .500 or better campaign in the 15 seasons from 1985-86 to 1999-2000 prior to the last three seasons.

▶ San Diego State senior guard Tony Bland became the 20th player in school history to record 1,000 career points at San Diego State with his 17-point performance on Wednesday. The Los Angeles native became the third Aztec player to score 1,000 points at San Diego State in just two seasons.

Bland, who played two seasons at Syracuse and currently has 1,359 career points, joined Kim Goetz (1977-78 and 1978-79) and Randy Holcomb (2000-01 and 2001-02) as the only players to reach the millennium mark in two seasons.

▶ How far has the San Diego State program come under Steve Fisher? The Aztecs, who have posted a 37-25 record (59.7 percent) since the beginning of the 2001-02 season, are looking to snap a three-game losing streak. Just three years ago, the Aztecs ended the 1999-2000 season by losing their final 17 games and posted a 9-45 record (16.7 percent) in the 1998-99 and 1999-2000 seasons combined.

▶ Based largely on his postseason tournament success, Steve Fisher coached teams have posted a 45-25 record (64.3 percent) during the month of March.

**Season Continues For Three Seniors**

Three Aztec seniors - Tony Bland, Deandre Moore and Mike Mackell - have seen their final season extended with San Diego State's win over UC Santa Barbara in the first round of the 2003 postseason NIT.

**Tony Bland** is in his second season at San Diego State after transferring from Syracuse following his sophomore campaign. Each of Bland's four collegiate seasons have resulted in his teams receiving postseason tournament bids. A Los Angeles native, Bland ranks fifth in scoring (16.7), fourth in assists (3.41), second in assist-to-turnover ratio (1.60) and 12th in steals (1.10) in the Mountain West Conference through March 16. He has played in 126 career games (including 62 at SDSU) and posted 1,359 points, 328 rebounds and 317 career assists. His collegiate teams have gone 84-43 (66.1 percent).

**Deandre Moore** is in his third season at San Diego State after transferring from Vanderbilt following his freshman campaign. Moore ranks among the top 10 in six different SDSU career charts: sixth in assists (331), sixth in minutes played (2,430), seventh in games started (72), seventh in three-point field goals made (81), eighth in steals (114) and 10th in three-point field goal percentage (34.6). Through March 16, he ranked among the top 12 of five Mountain West Conference stat categories and is currently one of three Aztec players to start all 29 games.

**Mike Mackell** is in his second season at San Diego State after being named the California junior college

**SDSU Career Scoring**

**PL Player . . . . .Points**

1. Michael Cage . . .1,846
---
16. David Miller . . .1,034
17. Leonard Allen . .1,019
18. Kim Goetz . . .1,005
19. ▶ Tony Bland .1,003
20. Randy Holcomb 1,002

**Mountain West Conference**

**Final Mountain West Standings**

School	MWC		Overall	
	W	L	W	L
Utah	11	3	24	7
Brigham Young	11	3	23	8
Wyoming	8	6	20	10
UNLV	8	6	21	11
San Diego State ◀	6	8	16	13
Colorado State	5	9	19	13
New Mexico	4	10	10	18
Air Force	3	11	12	16

**Schedule/Results**

*Monday, March 3*

at Colorado State 102, San Diego State 89

BYU 91, at New Mexico 81

Utah 57, at Air Force 52

at Wyoming 69, UNLV 66

*Thursday, March 6*

at BYU 69, Wyoming 50

Colorado State 66, at Utah 65

*Saturday, March 8*

at Utah 86, Wyoming 60

at UNLV 83, San Diego State 72

at Air Force 68, New Mexico 60

at BYU 67, Colorado State 55

*MWC Championship QF - Thursday, March 13*

(2) BYU 71, (7) New Mexico 56

(6) Colorado State 74, (3) Wyoming 71

(1) Utah 42, (5) Air Force 38

at (4) UNLV 83, (5) San Diego State 67

*MWC Championship SF - Friday, March 14*

(6) Colorado State 86, (2) BYU 80 (ot)

at (4) UNLV 64, (1) Utah 41

*MWC Championship - Saturday, March 15*

(6) Colorado State 62, at (4) UNLV 61

*NIT First Round - Wednesday, March 19*

at San Diego State 67, UC Santa Barbara 62 (ot)

Hawai'i 85, at UNLV 68

*NCAA First Round - Thursday, March 20*

(12) Brigham Young vs. (5) Connecticut, 11:40 a.m.

(9) Utah vs. (8) Oregon, approx. 12 p.m.

(14) Colorado State vs. (3) Duke, approx. 7 p.m.

*NIT First Round - Thursday, March 20*

Eastern Washington at Wyoming, 6 p.m.

All Times Pacific.

**SDSU-Texas Tech Series**

All-Time: Texas Tech leads 4-2

In Lubbock: Texas Tech leads 3-0

Date	Winner	Site	SDSU	TT
1.6.03	Texas Tech	H	63	75
11.17.01	Texas Tech	A	71	81
12.4.89	San Diego State	H	51	50
12.5.88	Texas Tech	A	43	58
12.28.87	San Diego State	H	72	63
12.1.71	Texas Tech	A	86	93

**Texas Tech Red Raiders (19-12/6-10 Big 12)**

No.	Name	Pos.	Ht.	Wt.	Cl.	PPG	RPG	Hometown	► Probable Starters
10	► Will Chavis	G	5-10	190	Sr.	8.0	2.8	Philadelphia, Pa.	
11	Pawel Storzynski	F	6-8	249	Sr.	5.0	3.1	Lodz, Poland	
12	► Nathan Doudney	G	6-4	204	So.	4.3	1.3	Rockwall, Texas	
14	► Andre Emmett	G	6-5	229	Jr.	22.0	6.1	Dallas, Texas	
22	► Kasib Powell	F	6-7	218	Sr.	14.9	6.0	Teaneck, N.J.	
23	Mikey Marshall	G	6-4	228	Jr.	2.3	1.8	Tulia, Texas	
24	Ronald Ross	G	6-2	195	So.	4.6	2.0	Hobbs, N.M.	
31	Tanner Ogden	F	6-6	195	Fr.	--	--	Seminole, Texas	
33	LucQuente White	G	6-1	178	Fr.	--	--	Midland, Texas	
35	John Ofoegbu	F	6-8	219	Fr.	1.8	1.3	San Antonio, Texas	
40	Josh Washington	G	6-3	196	Fr.	2.5	1.1	Lubbock, Texas	
45	Mickey Michalec	C	6-10	255	So.	1.8	1.3	Tulsa, Okla.	
55	► Robert Tomaszek	F	6-9	240	Jr.	7.8	4.9	Bydgoszcz, Poland	

**Head Coach:** Bob Knight (Ohio State '62) - 42-21 in second season at Texas Tech/806-310 in 37th season overall

**Assistant Coaches:** Chris Beard, Bob Beyer, Pat Knight

player of the year at Porterville JC. A native of Washington D.C., Mackell was ninth in the league in scoring (14.6), fourth in field-goal percentage (54.6) and 17th in rebounding (4.6) through March 16. He has scored in double figures in 26 of 29 games this season.

The three seniors have helped guide the Aztecs to a 37-25 record since the beginning of the 2001-02 season, the '02 MWC tournament championship and this year's appearance in the postseason NIT.

**Recent Trends**

The Aztecs rang up some impressive statistics during their three-game conference winning streak, outscoring the opposition by an average of 14.4 points per game in registering three straight double-digit league wins for the first time since 1982. But after the recent outstanding play (which could actually be traced to a pair of near-misses in the Beehive State against Utah and BYU Jan. 18 and 20), SDSU struggled through a pair of uninspiring efforts to close out the regular season and a first-round loss to UNLV on the Rebels' home floor at the MWC Championship. The Aztecs suffered three of their seven worst point losses of the season and allowed their three season-worst field-goal percentages in the last three games before defeating UC Santa Barbara, 67-62 in overtime, in the first round of the NIT. The following is a look at SDSU's stats during the three-game win streak compared to the three-game skid and win over UC Santa Barbara.

Statistic	3-Win Streak		3-Loss Streak		1st-Rd NIT win	
	SDSU	Opp.	SDSU	Opp.	SDSU	UCSB
Scoring	80.7	66.3	76.0	89.3	67	62
Rebs	31.0	27.3	28.7	28.7	36	31
FG Pct	56.1	40.1	48.8	59.9	44.4	42.6
FT Pct	68.6	75.4	68.8	76.6	71.4	80.0
3-Pt FGs	6.7	8.0	5.3	7.0	4	6
3-Pt FG Pct	52.6	35.8	31.4	47.7	22.2	35.3
Assists	14.0	11.7	11.7	20.7	13	16
Turnovers	12.3	13.7	14.7	13.7	16	15

**Aztec Cliff Notes**

Steve Fisher, who has authored one of the nation's most remarkable turnarounds at San Diego State, has the Aztecs playing some of the best basketball in school history.

The Aztecs have won 16 of their last 27 games in posting a 16-13 overall record and finishing with a 6-8 mark in Mountain West Conference play. Two of the Aztecs' 13 losses have come to nationally ranked opponents in top-ranked Arizona and then-No. 23

Texas Tech and two others occurred prior to sophomores Travis Hanour and Chris Manker and freshman Evan Burns being cleared to play.

Statistically, solid defense and rebounding have been the Aztecs' two major weapons this season. San Diego State has only been out-rebounded four times this season and boasts a +5.0 rebound margin. Meanwhile, the Aztecs have out-shot their opposition from the field 46.3 percent to 44.8 percent, with just four opponents shooting better than 50 percent against the Aztecs this season.

The Aztecs sport one of the nation's most experienced backcourts in seniors Tony Bland and Deandre Moore. Both have played in more than 100 career games and are among the conference leaders in many categories.

Bland, who last season became the first player in MWC history to rank among the league's top 10 in points and assists and the top 20 in rebounds, ranks among the conference leaders in four statistical categories - points, assists, assist-to-turnover ratio and steals. Bland is averaging a team-high 16.7 ppg and through March 16 was second in the league with a 1.60 assist-to-turnover ratio.

Moore, the quintessential point guard, ranked as the second-leading assist man in the league through March 16 (3.93 apg) and has become quite a threat from long range. He has connected on 37.3 percent from bonus distance and ranked 12th in the conference in three-point percentage and 12th in three-point field goals made (1.31 per game) through March 16. Moore is averaging 8.2 ppg, 3.9 apg and 3.6 rpg.

San Diego State's inside game is led by one of the conference's premiere low-post players in Mike Mackell. The senior ranked ninth in the MWC in scoring through March 16, averaging 14.6 ppg, and was 17th in rebounding at 4.6. He is also connecting on 54.6 percent of his shots from the field, then-fourth best in the league.

Aerick Sanders has started all 29 games this season at the power forward spot. The junior ranked third in the league in rebounding through March 16 and is posting 6.2 ppg and 7.7 rpg. He has produced 13 games with nine or more rebounds. He was named the Mountain West Conference Player of the Week on February 10.

The fifth starting spot has largely been determined by match-ups and filled by wing players in freshman Evan Burns and Steve Sir, and sophomores Tommy Johnson and Travis Hanour. All contribute in different ways: Sir (5.7 ppg, 1.1 rpg) is an unbelievable

## Inside the Ratings

Previous Year-End Ratings		
Season	Sagarin	RPI
1993-1994		183
1994-1995		218
1995-1996		170
1996-1997		198
1997-1998		160
1998-1999	278	284
1999-2000	273	264
2000-2001	143	154
2001-2002	66	39

### 2000-01 Season

Date	Sagarin	RPI
Preseason	262	-
Nov. 20	258	-
Nov. 27	130	142-T
Dec. 4	133	100
Dec. 11	150	216
Dec. 18	111	140
Dec. 20	112	134
Dec. 27	114	152
Jan. 1	93	109
Jan. 8	92	119
Jan. 15	119	119
Jan. 22	143	131
Jan. 29	133	161
Feb. 5	135	155
Feb. 12	153	172
Feb. 19	149	172
Feb. 26	138	156
Feb. 28	136	153
Mar. 4	137	143
Mar. 6	137	143
Final	143	154

### 2001-02 Season

Date	Sagarin	RPI
Preseason	203	-
Nov. 19	150	-
Nov. 26	188	102
Dec. 3	158	119
Dec. 10	106	116
Dec. 17	78	72
Dec. 24	59	65
Dec. 31	51	53
Jan. 7	47	38
Jan. 14	58	50
Jan. 21	58	49
Jan. 28	72	63
Feb. 4	66	56
Feb. 11	81	73
Feb. 18	73	63
Feb. 25	70	59
Mar. 4	71	53
Mar. 11	58	39

### 2002-03 Season

Date	Sagarin	RPI
Preseason	115	-
Nov. 25	138	-
Nov. 30	142	-
Dec. 4	178	209
Dec. 9	189	234
Dec. 16	214	171
Dec. 23	157	165
Dec. 30	141	142
Jan. 6	125	126
Jan. 13	107	109
Jan. 20	95	69
Jan. 27	109	104
Feb. 3	120	107
Feb. 10	108	85
Feb. 17	124	97
Feb. 25	107	85
Mar. 3	95	76
Mar. 9	101	93
Mar. 17	106	99

## San Diego State vs. Texas Tech Career Statistics

SDSU	G-GS	FG-A	3FG-A	FT-A	REB	AVG.	A	TO	BS	ST	PTS	AVG	HI
Tony Bland	2-2	17-33	1-6	2-6	4	2.0	5	11	0	1	37	18.5	24
Evan Burns	1-0	1-1	0-0	0-0	3	3.0	2	1	0	0	2	2.0	2
Trimaime Davis	1-0	1-1	0-0	0-0	1	1.0	1	0	0	0	2	2.0	2
Travis Hanour	1-0	2-7	1-5	0-0	2	2.0	1	2	1	2	5	5.0	5
Tommy Johnson	2-1	3-8	2-5	0-0	3	1.5	3	3	0	1	8	4.0	5
Mike Mackell	2-2	9-21	0-0	3-3	11	5.5	1	6	0	1	21	10.5	11
Chris Manker	1-0	2-5	0-2	0-1	4	4.0	0	1	0	0	4	4.0	4
Deandre Moore	2-2	3-8	2-5	0-0	4	2.0	8	7	0	1	8	4.0	8
Aerick Sanders	2-1	2-3	0-0	0-0	6	3.0	1	2	1	0	4	2.0	4
John Sharper	1-0	1-2	1-1	0-0	1	1.0	0	1	0	0	3	3.0	3
Steve Sir	1-0	2-3	2-3	0-0	0	0.0	1	1	0	0	6	6.0	6
Wesley Stokes	2-0	2-4	2-3	0-0	4	2.0	4	1	0	1	6	3.0	6
Chris Walton	1-0	1-2	0-0	0-0	3	3.0	2	2	0	0	2	2.0	2

TEXAS TECH	G-GS	FG-A	3FG-A	FT-A	REB	AVG.	A	TO	BS	ST	PTS	AVG	HI
Will Chavis	2-1	6-10	5-5	0-0	3	1.5	6	4	0	3	17	8.5	17
Nathan Doudney	1-0	0-4	0-1	0-0	2	2.0	0	1	0	1	0	0.0	0
Andre Emmett	2-2	14-36	0-1	6-8	11	5.5	5	2	1	4	34	17.0	18
Mikey Marshall	2-0	3-5	0-1	2-2	6	3.0	6	1	3	2	8	4.0	6
Kasib Powell	2-2	12-26	0-1	9-12	10	5.0	5	3	0	2	33	16.5	22
Ronald Ross	2-2	6-10	0-1	3-4	3	1.5	6	3	0	6	15	7.5	11
Pawel Storzynski	1-1	3-4	0-0	0-1	3	3.0	2	3	1	1	6	6.0	6
Robert Tomaszek	1-1	0-5	0-0	0-0	4	4.0	1	2	1	1	0	0.0	0

three-point shooter who has made 46 treys and is connecting on 41.1 percent of his long-range attempts this season.; Johnson (5.4 ppg, 2.5 rpg) is an athletic wing with the ability to beat people off the dribble; and Hanour (3.1 ppg, 3.1 rpg) is perhaps the most athletic but has fought tendinitis in both knees throughout the season and has missed the last four games.

When the Aztecs choose to go with a bigger lineup, the fifth starting slot goes to athletic 6-8 freshman Evan Burns. After coming off the bench since making his long-awaited Aztec debut on Dec. 7 against top-ranked Arizona, the McDonald's All-American started two straight games before returning to the bench for five straight. He reentered the starting line-up for the Laramie-Fort Collins road trip and has remained there since. He made his first collegiate start in the first game against Wyoming and produced 17 points, eight rebounds and a career-high five assists in 29 minutes. Then coming off the bench for the fifth straight game, Burns propelled the Aztecs to a 50-5 bench scoring advantage against New Mexico by producing his second career double-double with career-highs in points (31) and rebounds (13). Having scored in double-figures in five of the last six games while emerging as a viable third offensive option, Burns is third on the team in scoring with 9.4 ppg and second in rebounding at 5.0 rpg despite averaging only the fifth-most playing time at 22.0 minutes per game.

Fisher's bench is deeper than it has been in the past with three of the group of Burns, Sir, Johnson and Hanour coming off the bench and and sophomore center Chris Manker and freshman walk-on John Sharper ready to contribute.

Manker, the Aztecs' tallest player at 7-0, has shown guard-like skills. He can run the floor and pull up and shoot the three. He is averaging 3.0 ppg and 1.2 rpg and has played in 24-of-25 games since he became eligible.

Sharper, who was originally recruited to back up Moore at the point guard position, has proven he can play both guard spots. He has averaged 1.9 ppg in 27 games and has turned the ball over just 11 times in 229 minutes of action, including just seven turnovers

in his last 175 minutes.

## SDSU Earns First Div. I Postseason Win; Defeats UCSB In NIT First Round, 67-62 In OT

SAN DIEGO - San Diego State needed overtime to win its first NCAA Division I postseason game, claiming a 67-62 NIT first-round victory over UC Santa Barbara at Cox Arena. Senior Tony Bland, who became the third Aztec player to reach 1,000 points in just two seasons, sent the game into extra time by going the length of the floor to hit a bank shot with 1.9 seconds remaining. Then with 1:15 left in overtime, sophomore Tommy Johnson put SDSU ahead for good at 63-60 with a three-pointer as the Aztecs closed the game with a 13-2 run.

In its sixth postseason appearance in 33 years at the Div. I level, the Aztecs overcame their largest half-time deficit of the season (32-22) to snap a trio of streaks: a 13-game skid when trailing with five minutes left, a 10-game loss streak when down at the half and a seven-game overtime losing streak. SDSU, which snapped a three-game losing streak, limited the Gauchos to just 62 points and 42.6 percent shooting after allowing more than 80 points and better than 55 percent shooting to each of its last three opponents.

After a dunk by Evan Burns with 5:58 left in the first half, UCSB closed out the opening period with a 14-1 run to take a 10-point lead into the half. The Gauchos scored the first basket of the second half before Bland jumpstarted the Aztecs with a free throw and layup to start a 10-0 run.

Despite the SDSU comeback, UCSB maintained its edge for the first 11 minutes, 34 seconds of the second half before SDSU took a pair of narrow leads. The game was tied at 50-50 with five minutes left and both teams buckled down defensively for the rest of regulation.

Bland's team-high 17 points included the Aztecs' last four in regulation as he tied the game on two occasions to keep SDSU's season alive. He now has 1,003 points as an Aztec, 19th on the program's all-time list.

The Gauchos scored the first six points of overtime

**Player/Coach Anecdotes**

**► Tony Bland**

Bland, an all-conference performer on the court, spends hours of his time donating to different causes... He attempts to volunteer at least every other week, frequently visiting area hospitals and feeding the homeless.

**► Brian Dutcher**

The Dutchers' home was featured in a 12-page spread in the February/March issue of Mary Engelbreit's Home Companion magazine... Brian's wife, Jan, did a majority of the interior decorating that was described as unique and ambitious with bold colors.

**► Deandre Moore**

Nobody worked harder in the off-season than Deandre Moore and it has paid off... Moore, who has played through injuries each of the last two seasons (shoulder separation his sophomore season and shin splints his junior season) lost 16 pounds during the off-season... The result has been a quicker point guard who has missed only a handful of practices this season... His efforts resulted in coach Fisher naming him a co-captain on Oct. 12 (first official day of practice).

**► Aerick Sanders**

A local television station did a feature on Sanders' long arms... The 6-8 forward has a wing span of 84 inches... That is the wing span of a typical 7-0 man.

**► Steve Sir**

On Friday, Nov. 15, Sir capped a two-and-a-half hour practice by making 23 consecutive three-point field goals... He needed to make 10 straight to keep the team from running, and went on to make 23 in a row... He capped the following Monday (Nov. 18) practice by making 42 straight free throws.

**► Chris Walton**

Although he is redshirting this season, he continues to make an impact on the court and in the community... Walton organized a food drive that culminated Dec. 7, when Aztec fans viewing SDSU's battle with Luke Walton (Chris' brother) and the top-ranked Arizona Wildcats brought donated items to the game.

before SDSU's game-ending run, which included six straight Mike Mackell points to tie the game at 60 and set up Johnson's heroics.

SDSU closed out the win by hitting 4-of-6 free throws.

Freshman Evan Burns scored in double-figures for the fifth time in six games with 12 points on the night, while Johnson recorded his second straight double-figure point total with 10.

Mark Hull led the Gauchos with 28 points, including 5-of-9 three-pointers. Nick Jones added 12 for UCSB, which dropped to 0-4 all-time in the NIT.

**NOTES OF THE GAME:** The Aztecs hit 10 of their first 14 shots in the second half and finished 15-of-27 in the second stanza and overtime after hitting just 9-for-27 in the first 20 minutes... Burns has averaged 16.2 points and 7.3 rebounds over the last six games... Johnson has come off the bench to score 23 points in 46 minutes over the last two games... Mike Mackell played a career high 38 minutes.

UCSB	MP	FG	3FG	FT	R	F	A TO	B	S	TP
Hull	39	10-19	5-9	3-3	5	3	3 2	0	3	28
Cook	23	2-4	0-0	0-0	3	2	1 1	0	2	4
Jones	35	6-13	0-3	0-0	4	3	1 3	0	1	12
Atako	32	0-4	0-1	0-0	2	1	6 2	0	0	0
Fulllove	23	2-7	1-3	0-0	3	3	1 5	0	1	5
Brown	24	3-7	0-0	0-0	3	0	0 1	0	0	6
Davis	14	0-2	0-1	1-2	3	0	1 0	0	1	1
Ward	13	1-1	0-0	0-0	2	2	3 0	0	1	2
Whitehead	22	2-4	0-0	0-0	3	3	0 1	0	1	4
Team										3
<b>Totals</b>	<b>200</b>	<b>26-61</b>	<b>6-17</b>	<b>4-5</b>	<b>31</b>	<b>17</b>	<b>16 15</b>	<b>0</b>	<b>10</b>	<b>62</b>

SDSU	MP	FG	3FG	FT	R	F	A TO	B	S	TP
Burns	34	4-7	0-1	4-4	9	1	3 5	2	2	12
Sanders	27	2-4	0-0	0-0	4	4	1 0	0	0	4
Mackell	38	3-9	0-0	3-5	3	0	2 4	0	1	9
Moore	36	1-5	0-3	2-2	9	3	2 1	0	0	4
Bland	35	7-16	0-4	3-6	3	0	2 1	2	1	17
Johnson	25	3-4	1-2	3-4	4	3	1 2	2	2	10
Sir	19	2-6	2-6	0-0	1	1	1 3	0	0	6
Sharper	7	1-2	1-2	0-0	1	0	1 0	0	0	3
Manker	4	1-1	0-0	0-0	2	0	0 0	0	0	4
<b>Totals</b>	<b>200</b>	<b>24-54</b>	<b>4-18</b>	<b>15-21</b>	<b>36</b>	<b>12</b>	<b>13 16</b>	<b>6</b>	<b>6</b>	<b>67</b>

**Halftime:** UC Santa Barbara 32, San Diego State 22. **FG %:** San Diego State 44.4, UC Santa Barbara 42.6. **3FG%:** UC Santa Barbara 35.3, San Diego State 22.2. **FT%:** UC Santa Barbara 80.0, San Diego State 71.4. **Officials:** Tom Wood, Don McAllister, Mike Reed. **Technical:** None.

**San Diego State - Texas Tech: The Series**

► San Diego State and Texas Tech are meeting for the second time this season and the third time in two years. In the second game of a home-and-home series, then-No. 23/21 Texas Tech downed the Aztecs 75-63 on Big Monday at Cox Arena on Jan. 6. The Red Raiders used a 10-0 run in the second half to break open a close game at the half and received a 22-point effort from Kasib Powell. The first game of the home-and-home took place last season, when the Red Raiders claimed victory in Lubbock in the championship game of the 2001 Ford Red Raider Classic. Behind a 24-point effort from Tony Bland, the Aztecs cut the deficit to five points with less than a minute remaining but the Red Raiders hit their free throws to close out an 81-71 victory.

► Texas Tech leads the all-time series with SDSU, 4-2, and has won all three previous games in Lubbock. Before the match-up was renewed last season, the Aztecs and Red Raiders had not met since playing three consecutive seasons 1987-90.

► With three meetings in the last 17 months, the Aztecs are as familiar with the Red Raiders as many

**Opponent Tracker**

Opponent	W-L	W-L	AP	ESPN	RPI	Sagarin
Arizona	25-3	17-1	2	2	2	2
Utah	24-7	11-3	arv	arv	16	37
Brigham Young	23-8	11-3	arv	arv	19	29
UNLV	21-10	8-6			40	54
Texas Tech	18-12	6-10			48	31
Wyoming	20-10	8-6			63	81
Hawai'i	18-11	9-9			84	105
Colorado State	19-13	5-9			75	89
San Diego	18-11	10-4			82	87
Eastern Wash.	18-12	9-5			113	112
UC Santa Barbara	18-14	14-4			133	127
Air Force	12-16	3-11			158	148
New Mexico	10-18	4-10			168	187
Cal Poly	16-14	10-8			184	184
Houston	8-20	6-10			219	206
Loyola Marymount	11-20	4-10			229	202
Portland	11-17	4-10			241	207
IPFW	9-21	--			283	263
Florida Atlantic	7-21	3-13			293	286
Long Beach St.	5-22	4-14			308	298
UCSD	7-20	6-16	--	--	--	--

*All data current as of the morning of Mar. 17.*  
◀ - indicates win. ☒ - indicates loss.

of their Mountain West opponents. Friday's game marks the first time that San Diego State has played a non-conference opponent twice in the same season since playing a home-and-home series against Nevada in 1998-99. SDSU, which lost the first game against Texas Tech this season, dropped both games to the Wolf Pack that year. The Aztecs have not played a non-conference foe three times in two seasons since three meetings with CSU Northridge over the 1993-94 and 1994-95 seasons (SDSU dropped two of three).

► The Red Raiders were ranked No. 23/21 in the last meeting in January and handed the Aztecs their 67th loss in 77 all-time meetings with ranked teams in SDSU's Division I era.

**Championship Coaches**

Friday's game is the second game this season between Div. I national championship head coaches Steve Fisher of SDSU and Bob Knight of Texas Tech. Fisher won the first six games of his Div. I head-coaching career when he guided Michigan to the 1989 title, while Knight won three championships within a 12-season span while coaching at Big Ten foe Indiana. It is the 10th match-up this season between Div. I national championship coaches.

The following is a quick look at how the two championship coaches stack up.

SDSU's Steve Fisher	Texas Tech's Bob Knight	
12th	Full Seasons	37th
240-144 (.625)	Career Record	806-310 (.722)
6-12	Head-to-Head Record	12-6
4-5	Last Nine Head-to-Head Meetings	5-4
8	Full Big Ten Seasons	29
88-56 (.611)	Big Ten Record	354-151 (.701)
4th	Season At Current School	2nd
56-62 (.474)	Record At Current School	42-21 (.667)
8 of 13 seasons (.615)	NCAA Tournaments (Pct)	25 of 37 seasons (.675)
20-7 (.741)	NCAA Tournament Record	42-22 (.656)
4th	NCAA Tournament Win. Pct. Rank	nr
3	Final Fours	5
3	NCAA Championship Games	3
1	NCAA Titles	3
3	NIT Appearances	8

MWC Player of the Week	
<b>San Diego State Nominee</b>	
N.25	Aerick Sanders
D.2	Mike Mackell
D.9	Deandre Moore
D.16	Tony Bland
D.23	Aerick Sanders
D.30	Evan Burns
J.6	Tony Bland
J.13	Tony Bland
J.20	Tony Bland
J.27	Tony Bland
F.3	Tony Bland
<b>F.10</b>	<b>Aerick Sanders</b>
F.17	Tony Bland
F.24	Tony Bland
<b>M.3</b>	<b>Evan Burns</b>
M.10	Tony Bland

*Bold indicates MWC Player of the Week*

MWC All-Games Rankings*	
Category	SDSU
Scoring Offense	72.5 (4)
Scoring Defense	70.3 (5)
Scoring Margin	+2.2 (6)
Free Throw Pct.	.687 (6)
Field Goal Pct.	.463 (5)
Field Goal Pct. Defense	.451 (5)
3-Pt. Field Goal Pct.	.361 (7)
3-Pt. Field Goal Pct. Def.	.368 (6)
Rebounding Margin	+5.0 (1)
Blocked Shots	2.61 (6)
Assists	13.89 (3)
Steals	6.21 (3)
Turnover Margin	-0.68 (6)
Assist-TO Ratio	0.97 (7)
Offensive Rebounding	12.57 (1)
Defensive Rebounding	20.93 (7)
3-Pt. Field Goals Made	6.00 (5)

\* - Through March 16

6-1	NIT Record	16-8
1	NIT Titles	1
12	First-Round NBA Draft Selections	15
10	NBA Lottery Selections	6

Fisher also faced a fellow title-holding head coach when the Aztecs hosted then-No. 1/1 Arizona on Dec. 7, a game that Lute Olson's Wildcats won 89-81. Fisher is one of three active championship coaches to face two or more fellow title-holders this season.

Friday's game is one of 10 contests so far this season pitting national championship coaches against each other.

**2002-03 Championship Coaches Match-ups**

12.7.02	Arizona (L. Olson) 89, at San Diego State (S. Fisher) 81
12.8.02	at Michigan State (T. Izzo) 79, Cleveland State (R. Massimino) 47
12.14.02	Michigan State (T. Izzo) 71, at Kentucky (T. Smith) 67
12.28.02	at Louisville (R. Pitino) 81, Kentucky (T. Smith) 63
1.6.03	Texas Tech (B. Knight) 75, at San Diego State 63(S. Fisher)
1.18.03	at Maryland (G. Williams) 87, Duke (M. Krzyzewski) 72
2.11.03	at Kentucky (T. Smith) 87, Georgia (Jim Harrick) 67
2.19.03	at Duke (M. Krzyzewski) 75, Maryland (G. Williams) 70
3.2.03	Kentucky (T. Smith) 74, at Georgia (J. Harrick) 66
3.21.03	► San Diego State (S. Fisher) at Texas Tech (B. Knight)

**Fisher v. Knight**

Friday will mark the 19th meeting between teams coached by Steve Fisher and Bobby Knight coached teams have met. With Knight's clubs owning an 11-6 advantage. The two coaches have split their last eight games against one another.

Below is a look at the series history (SF - refers to Steve Fisher team ranking at game time; BK - refers to Bob Knight team ranking at game time).

Date	SF Rk	BK Rk	Score
1.8.90	5	9	at Indiana 69, Michigan 67
2.8.90	7	25	Indiana 79, at Michian 71
1.24.91	--	3	Indiana 70, at Michigan 60
2.24.91	--	4	at Indiana 112, Michigan 70
1.21.92	16	4	at Indiana 89, Michigan 74
3.8.92	18	2	at Michigan 80, Indiana 68
1.12.93	2	6	Indiana 76, at Michigan 95
2.14.93	4	1	at Indiana 93, Michigan 92
1.16.94	10	11	at Indiana 72, Michigan 62
2.8.94	11	12	at Michigan 91, Indiana 67
1.24.94	--	--	Michigan 65, Indiana 52
2.19.94	--	--	at Michigan 61, Indiana 50
1.23.96	16	--	at Indiana 99, Michigan 83
2.18.96	--	--	at Michigan 80, Indiana 75
1.21.97	13	21	at Indiana 72, Michigan 70
2.16.97	14	--	Indiana 84, at Michigan 81 (ot)
11.17.01	--	--	at Texas Tech 81, San Diego State 71
1.6.03	--	21	Texas Tech 75, at San Diego State 63
3.21.03	--	--	► San Diego State at Texas Tech

The games between the two have typically been close, with five of the 18 previous games decided by three points or less and 11 games decided by 10 points or less. How dominant were Fisher's Michigan and Knight's Indiana programs? Fisher's squads were nationally ranked 11 times when facing Indiana while Knight's squads were nationally ranked 11 times when facing Michigan. When these two coaches have met, the higher-ranked team has lost seven times in 14 games to the lower or unranked club.

**San Diego State Players vs. Texas Tech**

With three games against the Red Raiders in 17 months, some Aztecs have accumulated some interesting statistics against Texas Tech.

► **Senior guard Tony Bland:** Bland played the sec-

ond game of his Aztec career against the Red Raiders and scored 24 points for the second straight game in earning selection to the 2001 Red Raider Classic All-Tournament team. Now 955 Aztec points later after scoring 17 on Wednesday against Santa Barbara, Bland is the 20th member of SDSU's 1,000-point club and just the third to do it in two seasons.

The senior from Los Angeles scored 13 points against the Red Raiders earlier this season, but his best contribution came on the defensive end as he helped hold Texas Tech star Andre Emmett to just four first-half points and 8-of-21 shooting for the game.

► **Senior guard Deandre Moore:** In last season's meeting, Moore received a starting nod against Texas Tech as he did for the Aztecs' first seven games last year, and the point guard concentrated on setting up his teammates by dishing out six assists while taking only one shot in 30 minutes. Depended on more for scoring this season, Moore scored eight points in the Jan. 6 meeting but turned the ball over five times. It was the most TOs for Moore, the MWC's leader in assist-to-turnover ratio, in the last 26 games after six and nine turnovers in his first two games, respectively. Moore has not registered more than three turnovers in a game since the Jan. 6 Texas Tech game.

► **Senior center Mike Mackell:** Mackell has struggled somewhat offensively against the size and physical nature of Texas Tech frontcourt players Andy Ellis, Kasib Powell, Robert Tomaszek and Pawel Storzynski. He has shot 42.9 percent (9-of-21 field goals) and averaged 10.5 points and three turnovers in the two games.

► **Freshman forward Evan Burns:** In only his eighth game with the Aztecs, Burns played just 15 minutes, made his only field-goal attempt for two points grabbed three rebounds and was whistled for three fouls, including a technical for mixing it up with the Red Raiders' Robert Tomaszek.

► **Freshman forward Trimaine Davis:** The only assist of Davis's brief 23-game, 158-minute SDSU career came against Texas Tech, when he dished to John Sharper for a three-pointer with 1 minute, 41 seconds remaining.

**The Last Meeting**

► **No. 25/22 Texas Tech 75, San Diego State 63 Jan. 6, 2003 - Cox Arena - San Diego, Calif.)**

SAN DIEGO - No. 23/21 Texas Tech held the Aztecs scoreless over the first six minutes, three seconds of the second half and broke open a four-point halftime lead with a 10-0 run en route to snapping San Diego State's six-game win streak with a 75-63 win on Big Monday at soldout Cox Arena.

The Aztecs had their longest win streak since the 2000-01 team also won six straight ended before a capacity crowd of 12,414, SDSU's second second sell-out this season and in the six-year history of Cox Arena.

The Red Raiders used an 11-0 free-throw advantage, thanks to 12 first-half fouls whistled against SDSU opposed to six for Texas Tech, to offset the Aztecs' 6-of-13 three-point shooting in the first half in taking a 42-38 halftime lead. Kasib Powell picked up the Red Raiders' scoring slack for teammate Andre Emmett, who was held in check in the first half by the Aztecs with only four points, and scored 19 of his 22 points in the first 20 minutes.

After being down eight points with three minutes, 14 seconds left in the first half, SDSU pulled within one point with just under two minutes left and

National Invitation Tournament



San Diego State (16-13)  
in the NIT

**Rounds 1-3 at Campus Sites (Mar. 17-28)**  
**Semifinals/Finals (Apr. 1/3)**  
**Madison Square Garden, New York**

**Opening Round**

**Monday, March 17**

at Iowa 62, Valparaiso 60

**Tuesday, March 18**

at Siena 74, Villanova 59

Boston College 90, at Fairfield 78

at Temple 68, Drexel 59

**Wednesday, March 19**

at W. Michigan 63, Ill.-Chicago 62

Coll. of Charleston 71, at Kent State 66

Providence 67, at Richmond 49

at Iowa State 76, Wichita State 65

**First Round**

**Tuesday, March 18**

Georgetown 70, at Tennessee 60

at North Carolina 83, DePaul 72

**Wednesday, March 19**

at Georgia Tech 72, Ohio State 58

at Rhode Island 61, Seton Hall 60

at St. John's 62, Boston U. 57

at Virginia 89, Brown 73

at UAB 82, La.-Lafayette 80

Minnesota 62, at Saint Louis 52

at Texas Tech 66, Nevada 54

**at San Diego State 67, UC Santa Barbara 62 (ot)**

Hawaii 85, at UNLV 68

**Thursday, March 20**

E. Washington (18-12) at Wyoming (20-10), 6 p.m.

**TBA**

Iowa vs. Iowa State

Siena vs. Western Michigan

Temple vs. Boston College

Coll. of Charleston vs. Providence

**Television:** ESPN will air selected games throughout the tournament, including the semifinals and finals in Madison Square Garden Apr. 1-3.

**Radio:** SDSU's games aired on XTRA 690-AM. Jim Stone (play-by-play), Mike McGregor (producer).

**SDSU Coach Steve Fisher:** Fisher (Illinois State '67) is in his fourth season at San Diego State with a record of 56-62. Now in his 12th full season as a head coach, he has amassed a 240-144 mark. Fisher led Michigan to the 1989 national championship and made three trips to the national championship game in his eight full seasons in Ann Arbor. The 1991-92 national coach of the year, he led the Aztecs to a 21-12 mark last year en route to the NCAA Tournament. Fisher has helped the Aztecs increase their win total in each of his first three seasons (from 4-to-5-to-14-to-21). In guiding SDSU to its second-ever NIT appearance this season, Fisher makes his third trip to the NIT including the 1997 championship with Michigan.

**Aztec National Invitation Tournament History:**

The 2003 Aztecs are making the second NIT appearance in school history. SDSU, which had never won a NCAA Division I postseason tournament game before defeating UCSB on Wednesday, is now 1-1 all-time in the NIT. However, the Aztecs have the advantage of a championship coach at the helm, as head coach Steve Fisher possesses a 6-1 record in the NIT including the 1997 championship with Michigan.

Recent San Diego State Freshman Classes

Year	Players	Min.	FG%	3FG%	FT%	PPG	RPG	APG
'02-03	► Burns, Davis, Sharper, Sir, White	47.9	46.8	39.5	72.5	16.8	7.1	2.6
'01-02	Johnson	3.6	36.4	33.3	25.0	0.9	0.5	0.2
'00-01	Sanders, Walton	25.3	50.0	11.1	58.9	5.4	4.7	1.4
'99-00	Jackson, Rohwer	29.8	35.6	33.9	74.0	7.2	2.7	3.6
'98-99	Abramowitz, Berkoff, Epps, Mann, Okotie, Small, Sormonte	105.6	42.8	28.0	56.5	33.5	16.9	5.7

thanks to six straight points by Tony Bland, the Aztecs closed out the period by outscoring Texas Tech 13-9. However, the Red Raiders forced seven turnovers in their game-breaking and second-half opening 10-0 run and then never let SDSU come within 10 points the rest of the way to close out their fifth straight win.

In shooting a perfect 8-of-8 while propelling Texas Tech to a 16-2 point advantage from the free-throw line, Nick Valdez scored a career-high 21 points and grabbed nine rebounds. He also had four of Texas Tech's 16 steals as the Red Raiders harassed the Aztecs into a season-worst 24 turnovers.

Bland sank six of his last nine shots while producing a team-high 13 points. Mike Mackell added 11 points, reaching that scoring mark for the 12th straight time this season.

**NOTES OF THE GAME:** SDSU coach Steve Fisher and Texas Tech coach Bob Knight, former Big Ten rivals at Michigan and Indiana, respectively, met for the 18th time with Knight improving to 12-6... The Aztecs lost for the first time in six outings when Aerick Sanders, Mackell, Tommy Johnson, Bland and Deandre Moore made up the starting lineup... The Aztecs were out-rebounded for only the second time this season, 36-31.

TT	MP	FG	3FG	FT	R	F	A	T	B	S	TP
Storozynski	18	3-4	0-0	0-1	3	3	2	3	1	1	6
Powell	40	7-14	0-1	8-10	5	3	2	3	0	2	22
Tomaszek	22	0-5	0-0	0-0	4	4	1	2	1	1	0
Emmett	35	8-21	0-1	0-0	8	1	2	1	1	2	16
Ross	14	2-2	0-0	0-0	2	0	2	2	0	3	4
Chavis	9	0-0	0-0	0-0	0	0	2	3	0	1	0
Marshall	23	3-4	0-0	0-0	1	1	3	0	2	2	6
Valdez	39	6-11	1-3	8-8	9	2	2	3	1	4	21
Team					4				1		
<b>Totals</b>	<b>200</b>	<b>29-61</b>	<b>1-5</b>	<b>16-19</b>	<b>36</b>	<b>14</b>	<b>16</b>	<b>18</b>	<b>6</b>	<b>16</b>	<b>75</b>

SDSU	MP	FG	3FG	FT	R	F	A	T	B	S	TP
Sanders	22	2-3	0-0	0-0	6	2	0	2	1	0	4
Mackell	24	5-11	0-0	1-1	3	3	1	4	0	0	11
Johnson	19	2-6	1-4	0-0	2	2	3	3	0	1	5
Moore	32	3-7	2-4	0-0	3	1	2	5	0	1	8
Bland	27	6-14	0-3	1-4	3	3	3	4	0	1	13
Hanour	22	2-7	1-5	0-0	2	2	1	2	1	2	5
Sir	12	2-3	2-3	0-0	0	0	1	1	0	0	6
Sharper	11	1-2	1-1	0-0	1	1	0	1	0	0	3
Davis	3	1-1	0-0	0-0	1	1	1	0	0	0	2
Burns	15	1-1	0-0	0-0	3	3	2	1	0	0	2
Manker	15	2-5	0-2	0-1	4	2	0	1	0	0	4
Team					3						
<b>Totals</b>	<b>200</b>	<b>27-60</b>	<b>7-22</b>	<b>2-6</b>	<b>31</b>	<b>20</b>	<b>14</b>	<b>24</b>	<b>2</b>	<b>5</b>	<b>63</b>

**Halftime:** Texas Tech 42, San Diego State 38. **FG %:** Texas Tech 47.5, San Diego State 45.0. **3FG%:** San Diego State 31.8, Texas Tech 20.0. **FT%:** Texas Tech 84.2, San Diego State 33.3. **Officials:** David Hall, Scott Thornley, Verne Harris. **Technical:** Texas Tech 1 (Tomaszek), San Diego State 1 (Burns).

The Last Meeting In Lubbock

► **Texas Tech 81, San Diego State 71 Nov. 11, 2001 (United Spirit Arena - Lubbock, Texas)** LUBBOCK, Texas -- Andy Ellis had 20 points and 15 rebounds, and Andre Emmett tallied 18 points to lead Texas Tech past San Diego State 81-71 at United Spirit

Arena in the finals of the Red Raider Classic.

The Red Raiders used tight, physical defense and solid offense to gain a 50-33 edge at the half, but the Aztecs rallied in the second half. Texas Tech kept the lead in double figures most of the second half until San Diego State cut the deficit to 76-71 with 46 seconds left.

The Aztecs couldn't complete the comeback as Texas Tech hit 5-of-6 free throws in the final half-minute.

Junior Tony Bland led San Diego State with a career-high 24 points. Mike Mackell had 10 points and eight rebounds.

Tech starting point guard Will Chavis made all five of his three-point attempts. He had eight points during a 15-2 first-half run, including a long three-pointer as the shot clock expired.

When the game ended, Texas Tech coach Bob Knight shook hands with Aztecs' coach Steve Fisher, his former rival when they were at Big Ten foes Indiana and Michigan.

Despite the loss, Fisher has still won four of the last eight meetings between the national championship coaches.

SDSU	MP	FG	3FG	FT	R	F	A	T	B	S	TP
Epps	19	3-6	0-0	3-3	2	0	1	0	0	0	9
Mackell	35	4-10	0-0	2-2	8	3	0	2	0	1	10
Moore	30	0-1	0-1	0-0	1	3	6	2	0	0	0
Bland	35	11-19	1-3	1-2	1	1	2	7	0	0	24
Holcomb	34	5-11	1-1	4-8	13	4	2	3	2	1	15
Johnson	10	1-2	1-1	0-0	1	3	0	0	0	0	3
Walton	13	1-2	0-0	0-0	3	3	2	2	0	0	2
Kovacic	18	2-6	2-6	2-2	2	3	1	0	0	0	8
Sanders	6	0-0	0-0	0-0	0	4	1	0	0	0	0
Team					3						
<b>Totals</b>	<b>200</b>	<b>27-57</b>	<b>5-12</b>	<b>12-17</b>	<b>34</b>	<b>24</b>	<b>15</b>	<b>16</b>	<b>2</b>	<b>2</b>	<b>71</b>

Texas Tech	MP	FG	3FG	FT	R	F	A	T	B	S	TP
Emmett	31	6-15	0-0	6-8	3	3	3	1	0	2	18
Powell	32	5-12	0-0	1-2	5	3	3	0	0	0	11
Ellis	34	5-14	0-1	10-16	15	4	0	2	0	1	20
Chavis	38	6-10	5-5	0-0	3	2	4	1	0	2	17
Ross	23	4-8	0-1	3-4	1	1	4	1	0	3	11
Shrophire	1	0-1	0-0	0-0	0	0	0	0	0	0	0
Doudney	11	0-4	0-1	0-0	2	0	0	1	0	1	0
Marshall	24	0-1	0-1	2-2	5	2	3	1	1	0	2
Michalec	6	1-1	0-0	0-0	5	2	1	1	2	0	2
Team					5						
<b>Totals</b>	<b>200</b>	<b>27-66</b>	<b>5-9</b>	<b>22-32</b>	<b>44</b>	<b>17</b>	<b>18</b>	<b>8</b>	<b>3</b>	<b>9</b>	<b>81</b>

**Halftime:** Texas Tech 50, San Diego State 33. **FG %:** San Diego State 47.4, Texas Tech 40.9. **3FG%:** Texas Tech 55.6, San Diego State 41.7. **FT%:** San Diego State 70.6, Texas Tech 68.8. **Officials:** Paul Janssen, Rick Randall, Danny Hooker. **Technical:** None.

► **NOTE OF THE GAME:** SDSU's Tony Bland and Randy Holcomb were both named to the 2001 Ford Red Raider Classic All-Tournament Team.

About Texas Tech

After capping a 10-1 non-conference schedule by defeating the Aztecs in San Diego Jan. 6, Texas Tech struggled through the Big 12 regular season with a 6-10 record and losses at Kansas State, Texas A&M and Baylor. The Red Raiders recovered somewhat with

**MWC Individual Rankings\***

**MWC All-Game Rankings\***

**Tony Bland**

Assist-to-Turnover Ratio	2nd	1.59
Assists	4th	3.46
Scoring	5th	16.7
Steals	12th	1.11

**Evan Burns**

Blocked Shots	7th	0.92
Steals	10th	1.17
Field Goal Percentage	12th	50.0
Defensive Rebounding	13th	3.21
Rebounding	13th	4.9

**Mike Mackell**

Offensive Rebounding	3rd	2.36
Field Goal Percentage	4th	55.3
Scoring	8th	14.8
Rebounding	17th	4.6

**Deandre Moore**

Assist-to-Turnover Ratio	1st	1.67
Assists	2nd	4.00
Steals	2nd	1.54
3-Pt. Field Goal Percentage	12th	38.4
3-Pt. Field Goals Made	12th	1.36

**Aerick Sanders**

Offensive Rebounding	1st	3.50
Rebounding	3rd	7.8
Defensive Rebounding	6th	4.32
Blocked Shots	8th	0.89

**Steve Sir**

3-Pt. Field Goals Made	8th	1.57
3-Pt. Field Goal Percentage	9th	41.5

\* - Through March 16

**Final Reg. Season Conference Game Rankings**

**Tony Bland**

Scoring	5th	17.9
Field Goal Percentage	7th	52.9
Assists	9th	2.86
Steals	12th	1.14
Free Throw Percentage	15th	70.7

**Evan Burns**

Blocked Shots	7th	0.93
Field Goal Percentage	9th	52.4
Defensive Rebounding	9th	3.57
Rebounding	11th	4.9

**Mike Mackell**

Offensive Rebounding	3rd	2.43
Field Goal Percentage	4th	54.1
Scoring	11th	14.3
Rebounding	16th	4.2

**Deandre Moore**

Assist-to-Turnover Ratio	2nd	1.96
Assists	3rd	3.36
Steals	4th	1.50
3-Pt. Field Goals Made	11th	1.43
Defensive Rebounding	14th	3.21
3-Pt. Field Goal Percentage	14th	39.2
Rebounding	19th	3.8

**Aerick Sanders**

Offensive Rebounding	1st	3.14
Rebounding	6th	6.6
Defensive Rebounding	11th	3.50

**Steve Sir**

3-Pt. Field Goal Percentage	8th	43.6
-----------------------------	-----	------

wins over Baylor and Texas in the Big 12 Tournament, but an overtime loss to Oklahoma kept Texas Tech from the NCAAs. Head coach Bob Knight is in the NIT field for the eighth time where he has compiled a 16-8 record including the 1979 championship with Indiana.

First-team all-Big 12 selection Andre Emmett, a 6-5 junior guard, leads the conference in scoring at 22.0 points per game and is the Red Raiders' leading rebounder at 6.1 per game. Senior forward Kasib Powell, who recorded the first triple-double in Big 12 Tournament history against Texas (12 pts, 12 rebs, 10 assists), averages 14.9 points and 6.0 rebounds. Nathan Doudney, a 6-4 sophomore guard who did not play against the Aztecs earlier this season and has averaged only 14.3 minutes per game for the year, has appeared in the starting lineup of late in averaging 31.0 minutes in three Big 12 tourney games and scoring a career-high 25 points against Texas.

The signatures of any Knight-coached team are tough defensive play and offensive efficiency, and despite their Big 12 struggles, the 2002-03 Red Raiders have shown flashes of brilliance. When the Red Raiders came into San Diego on Jan. 6, they were out-shooting their opponents by nearly 10 percentage points (51.5-41.7) in owning an average 18.7-point margin of victory. Those numbers have narrowed to 46.8 percent to 43.6 percent, but Texas Tech does possess a plus-5.9 turnover margin (11.1 to 17.0) and averages 8.6 steals per game.

Tech has been hurt by three-pointer, averaging just 3.3 treys per game and 32.0 percent shooting from behind the arc compared to its opponents' 6.5 per game and 34.3 percent shooting. The Red Raiders have been to the free-throw line 626 times for an average of more than 20 attempts per game, but shoot just 66.0 percent from the line.

**Statistical Comparison**

A statistical comparison between San Diego State and Texas Tech.

Statistic	SDSU	TTech
Record	16-13	19-12
Conference Record	6-8	6-10
Scoring Average	72.3	73.3
Opponent Scoring Average	70.0	66.8
Scoring Margin	+2.3	+6.5
Rebound Average	34.9	34.4
Opponent Rebound Average	29.9	36.2
Rebound Margin	+5.0	-1.8
Field Goal Percentage	46.3	46.8
Defensive Field Goal Percentage	44.8	43.6
Free Throw Percentage	68.1	66.0
Three-Point Field Goals Per Game	6.2	3.3
Three-Point Field Goal Percentage	35.6	32.0
Assists Per Game	14.5	16.3
Turnovers Per Game	14.9	11.1
Opponent Turnovers Per Game	14.2	17.0
Turnover Margin	-0.7	+5.9
Blocked Shots Per Game	2.9	2.5
Steals Per Game	6.3	8.6

**You Take the Good, You Take the Bad**

There were three interesting statistics with the Aztecs compiling a 6-8 league record, the program's second-best in the four years of the Mountain West.

One was positive and would lead you to believe SDSU was better than 6-8, while two were negative and lead you to wonder how SDSU was able to win six league games.

On the positive side, the Aztecs owned a league-best +6.3 rebound margin in conference games with an average of 12.1 offensive boards per game to their opponents' 8.2.

In the negative ledger, San Diego State's turnover margin was -1.64, sixth in the conference, while the Aztecs averaged only 18.6 free-throw attempts per game compared to their opponents' 21.6. In conference play, SDSU shot just 69.0 percent from the free-throw line to 75.8 percent for the opponents.

For the season, these statistical categories have obviously played a role in the outcome, with the Aztecs' record listed below when registering an advantage or deficit in the below categories.

Statistic	SDSU owns Advantage	Opponent Advantage
Rebounding	14-9	2-3
Field Goal Percentage	12-1	2-12
FreeThrows Attempted	11-2	5-11
Turnovers	8-2	7-11

**Bland And Burns Earn MWC Honors**

Experience and youth from the San Diego State men's basketball team were rewarded as senior guard Tony Bland was selected to the All-Mountain West Conference second team and freshman forward Evan Burns was named the league's Freshman of the Year. Additionally, Burns and seniors Mike Mackell and Deandre Moore earned All-MWC honorable mention status.

The honor caps a terrific two-year SDSU career for Bland, a transfer from Syracuse who lent instant credibility to the Aztec program when he set foot on campus. The Los Angeles native was fifth in the league scoring race at 16.7 points per game through March 16, a number that was elevated to 17.9 points in conference games. Bland has also polished his all-round game this season as he not only dishes out 3.41 assists per game (fourth in the MWC), but he has also earned a reputation as a defensive stopper who regularly matched up against the opposition's top wing player.

Being tabbed as the MWC's top freshman completes a whirlwind season and justifies the hype surrounding Burns, a McDonald's High School All-American and the most decorated recruit ever to attend San Diego State. The Inglewood, Calif., native became eligible to play in the fifth game of the season and evolved into a force even while adjusting to the Division I game. He averages 9.4 points and 5.0 rebounds per game, and was a double-figure scorer in MWC games (10.2).

Seniors Mackell and Moore have teamed with Bland to help lead the Aztecs to a 37-25 record since the beginning of the 2001-02 season, including the 2002 MWC Tournament Championship and this year's postseason NIT appearance. The Washington, D.C., native is perhaps the conference's most consistent post player, as he has scored in double-figures in 28 of his last 31 games. Mackell has averaged 14.6 points this season, ninth in the league through March 16. Moore worked hard in the offseason and it paid off with a healthy season that is the best of his career. The point guard, from Compton, Calif., has averaged a career-high 29.9 minutes per game while dispensing the league's second-most assists (3.9 per game) and registering the second-most steals (1.5).

**Bland Earns NABC All-District Honors**

San Diego State senior Tony Bland has been select-

## Streak Buster

Streaks that San Diego State has broken in Steve Fisher's three-plus seasons.

### Overall:

- ▶ - 5-game postseason losing streak
- ▶ - 17-game losing streak
- ▶ - 17-game conference losing streak
- ▶ - 24-game road conference losing streak
- ▶ - 30-game road losing streak

### Teams and Locations:

- ▶ - 6-game losing streak to Wyoming
- ▶ - 8-game losing streak at Wyoming
- ▶ - 8-game losing streak to Brigham Young
- ▶ - 9-game losing streak to UNLV
- ▶ - 10-game losing streak to New Mexico
- ▶ - 10-game losing streak to Fresno State
- ▶ - 14-game losing streak to Utah
- ▶ - 16-game losing streak at New Mexico
- ▶ - 17-game losing streak at Colorado State.
- ▶ - First win at Las Vegas since 1979
- ▶ - Beat BYU twice in the same season for the first time since 1940

### Seasons:

- ▶ - Ended string of four consecutive seasons without a .500 record
- ▶ - Ended a string of 16 consecutive seasons without a postseason trip (NCAA or NIT)
- ▶ - Ended 16 consecutive seasons without winning a conference postseason tournament
- ▶ - Ended a string of 17 consecutive seasons without consecutive .500 or better records
- ▶ - Ended a string of 26 consecutive seasons without back-to-back postseason appearances (NCAA or NIT)

ed as a second team Division I All-District honoree by the National Association of Basketball Coaches (NABC).

Bland, a co-captain on the Aztec team, leads San Diego State in scoring at 16.7 points per game. He also leads the team in minutes played (34.8 mpg), is second in assists (99) and fifth in rebounds (101). A native of Los Angeles, the 6-5 guard was ranked among the Mountain West Conference top five in four different statistical categories through March 16 - second in assist-to-turnover ratio, fourth in scoring, fourth in assists and 12th in steals.

Only 10 players were selected to each district team. Joining Bland on the District 13 team were Ruben Douglas (New Mexico), Travis Hansen (Brigham Young), Britton Johnson (Utah), Jermaine Boyette (Weber State), Brian Greene (Colorado State), Donta Richardson (Wyoming), Carl English (Hawai'i), Uche Nsonwu-Amadi (Wyoming) and Kirk Snyder (Nevada).

This is the second consecutive season that an Aztec has been named to the District 13 team. Last year, Randy Holcomb earned first team honors.

Selected and voted on by member coaches of the NABC, the All-District honorees are now eligible for the NABC Division I All-American Team, which will be announced at the end of the 2002-03 season.

Not only is Bland the team's top scorer at 16.7 points per game, he has also become the Aztecs' top defensive stopper. Head coach Steve Fisher has regularly tabbed Bland to match up with the opposition's top wing player and he has regularly held in check some of the nation's top players at the two or three positions.

The first turn through the conference, Bland primarily locked up man-to-man on players like New Mexico's Ruben Douglas (MWC-low 21 points and 4-of-17 shooting in the Albuquerque meeting) and Wyoming's Donta Richardson (lowest output in last 10 games with 7 points on 2-of-11 shooting); the second time around Bland spearheaded more of a team defensive effort in which Aztec defenders switched off more often. The following is a look at how the Los Angeles native has helped to hold several of the nation's top players in check and below their season shooting percentages and scoring averages.

Opponent	Player	Season			Game			Result
		FG%	Avg.	TP	FG	3FG	FT	
Hawai'i	Carl English	42.3	19.6	16	4-15	3-7	5-7	W, 60-49
Tx Tech	Andre Emmett	49.9	22.0	16	8-21	0-1	0-0	L, 75-63
Utah-gm1	Nick Jacobson	42.2	12.9	11	4-16	0-8	3-3	W, 58-56
BYU-gm1	Travis Hansen	44.5	16.6	14	4-7	0-1	6-9	L, 80-69
UNM-gm1	Ruben Douglas	39.7	28.0	21	4-17	3-10	10-10	L, 62-66
WYO-gm1	Donta Richardson	43.6	17.8	7	2-11	0-4	3-5	W, 80-70
WYO-gm2	Jay Straight	35.5	10.2	6	2-7	0-5	2-3	W, 86-73

## Baby Aztecs Makin' An Impact

San Diego State's freshman class of Evan Burns, Steve Sir, John Sharper, Trimaine Davis and Markee White have made quite an impact in their inaugural season wearing the scarlet and black.

The class has combined to average 16.8 ppg, 7.1 rpg, 2.6 apg and 47.9 minutes in the regular season. That is even more impressive when considering McDonald's All-American Evan Burns missed the first four games of the season.

Of the nine players that saw action in each of the four games this season, four were freshmen - Trimaine Davis, John Sharper, Steve Sir and Markee White (one other was a sophomore - Tommy Johnson). Additionally, freshman Evan Burns and

sophomore Chris Manker debuted against Arizona and against Hawai'i sophomore Travis Hanour joined the mix. The three received significant minutes even as they adjusted to game action.

The five newcomers have given the Aztecs the most productive freshman class of the Steve Fisher era.

More on this season's freshman crop:

▶ **Evan Burns:** One of two true freshmen on the SDSU roster, Burns produced his breakout game of the season against Florida Atlantic Dec. 28... In only his fifth collegiate appearance, Burns produced 21 points, four offensive rebounds and four steals in only 18 minutes of action... He shot 7-of-11 from the field and 7-of-8 from the free-throw line in becoming the only current Aztec to surpass the 20-point mark in a game in his freshman season... He registered his first career double-double with 10 points and 10 rebounds vs. Loyola Marymount... Despite reaching 20 minutes only 13 times in 25 games and being held scoreless against Hawai'i, Burns is the squad's third-leading scorer at 9.4 points per game... He averaged double-figures in Mountain West play (10.2 ppg)... Burns supplied instant offense off the bench for his first 14 games, including the Air Force game when he entered with the Aztecs trailing by five six-and-a-half minutes in and promptly reeled off eight straight points to give SDSU the lead... He scored a game-high 14 points vs. the Falcons... Then against Utah, Burns scored all five of his points in the Aztecs' game-breaking 18-4 run in the second half... Earned his first collegiate start vs. Wyoming and ended up with 17 points, eight rebounds and a career-high 5 assists... And if the FAU contest was his breakout game, Burns served notice to the MWC of his increasing comfort level at the Div. I level with his second double-double of career-highs in points (31) and rebounds (13) against New Mexico... He made his first three three-point attempts against the Lobos en route to a 12-for-15 field-goal shooting performance in a career-high 34 minutes... He now has 11 double-digit scoring games for the season, including five of the last six, and three 20-point games... He is averaging 16.2 points and 7.3 rebounds over the last six games... Burns' stats averaged over 40 minutes per game translate to 17.1 points, 9.2 rebounds, 2.0 assists, 2.2 steals and 1.7 blocks.

▶ **Trimaine Davis:** A redshirt freshman, Davis appeared in the first 12 games this season (23 overall) and has accumulated 33 points and 23 rebounds in 158 minutes of action... He is averaging 6.9 minutes per contest... Davis, who made all 15 of his shots during the preseason, went 3-for-3 from the floor in scoring a career-high six points against UCSD... He is 4-for-4 from the floor in conference play.

▶ **Steve Sir:** A redshirt freshman, Sir started the first six games of the season and the Aztecs' game at New Mexico... He registered a career-best six threes on Dec. 2 against UCSD... He has a team-high total of 46 three-point field goals and was a perfect 9-for-9 from the free-throw line before missing his only attempt against USD... Sir is now 17-of-20 from the free-throw line for the season after going 8-for-10 against Wyoming... The sharp-shooter from Minnesota, who made at least two treys in each of his first five games and has multiple threes in 15 contests, boasted the conference's ninth-best three-point percentage of .411 through March 16 and is averaging 5.7 points per game... He has made 14 of his last 22 three-point attempts in the last seven games after going 2-for-15 over the previous six contests.

► **John Sharper:** A walk-on freshman, Sharper has played 229 minutes including several at the point guard position... Sharper has looked solid handling the ball and has committed just 11 turnovers in those 229 minutes of action, including a career-high turnover-free 20 minutes against Colorado State Feb. 1 largely spent spelling a flu-plagued Moore... He also played 16 minutes without a turnover against LMU, 15 turnover-free minutes vs. Wyoming and 14 miscue-free minutes against New Mexico... He has committed just seven turnovers over his last 175 minutes... Sharper grabbed a career-high five rebounds in 12 minutes and contributed a three-pointer to SDSU's record-setting barrage of 16 treys against UCSD, and his three-pointer capped the Aztecs' game-breaking 20-6 run in the win at Long Beach... He set his career high with eight points and hit two three-point field goals in a game for the first time against Florida Atlantic... Of his 36 field-goal attempts, 30 have come from three-point range, and his .467 three-point field goal percentage tops the team.

► **Markee White:** A redshirt freshman, has seen action in six games this season and scored the first points of his collegiate career on a pair of free throws against UCSD.

### SDSU Sets Attendance Record In 2002-03

SDSU set its all-time total attendance mark this season by eclipsing the 100,000-fan mark for the first time ever. The Aztecs also set a school record for average attendance by playing before average crowds of 7,172. Aztec teams under Steve Fisher own three of the top five season attendance marks in SDSU history.

#### Largest Average Home Attendance

Rk.	Year	HG	W-L	Total	Average
1.	► 2002-03	17	11-6	121,926	7,172
2.	► 2001-02	15	12-3	92,475	6,165
3.	1981-82	18	16-2	86,825	4,824
4.	1980-81	14	9-5	67,011	4,787
5.	► 2000-01	17	12-5	77,104	4,528

► - Indicates Fisher era.

San Diego State's home attendance has shown dramatic growth, posting increases of 73.0 percent from the 1999-2000 to 2000-01 season, 36.2 percent from the 2000-01 to 2001-02 season and 16.3 percent from last season to this season. In all, San Diego State's attendance is up 173.9 percent over the last three seasons.

The Air Force game crowd of 6,950, the 15th-largest ever in Cox Arena, marked the 10th game to break into SDSU's top 20 single-game Cox Arena attendance chart this season. The Aztecs played before the first two sellout crowds of 12,414 in the six-year history of Cox Arena - against then-No. 1/1 Arizona (Dec. 7) and No. 23/21 Texas Tech (Jan. 6) - as well as crowds of: 8,554 vs. Colorado State (fifth); 8,497 against BYU (sixth); 8,078 vs. San Diego (ninth); 7,575 vs. UNLV (10th); 7,102 against Utah (13th); 6,184 against Wyoming (18th); and 6,183 against Eastern Washington (19th).

### Aerick the Great

Forward Aerick Sanders got his junior campaign off to a fast start by registering 11 or more rebounds in a span of 5-of-6 games. For the season, Sanders has tallied nine or more rebounds in 13 contests.

Sanders was an impressive presence in the post

against Houston Dec. 21, as he recorded his first career double-double with career-bests in points (12) and rebounds (14) as well as a career-high four assists. He surpassed the points figure by scoring 14 and matched his career-high rebound total with 14 in the home win over Wyoming, a performance that netted him conference player of the week honors.

Sanders ranked third in the Mountain West through March 16 in rebounds per game with 7.7, including a league-leading 3.48 offensive rebounds, as well as the conference's eighth-most blocks at 0.86 per contest.

The 40 minutes of action for Sanders against Eastern Washington was not only a career-high, but was more court time than the junior saw in any two games last season (last season's high was 20 minutes, with his previous career mark of 24 minutes set during his freshman campaign).

Last season, Sanders blocked 29 shots to rank seventh in the Mountain West Conference, and just missed cracking the school's all-time top-10 list. He registered his only blocks in the last nine games with two at the MWC Tourney against UNLV and is now seventh on SDSU's career blocked shots list with 69.

### Most Blocked Shots/Career

Pl.	Name, Years	Blocked Shots	To Tie
1.	Leonard Allen, 1982-85	214	
2.	Michael Cage, 1981-84	118	
3.	Joe McNaull, 1991-93	114	
4.	Marcelo Correa, 1997-01	100	31
5.	Rodney Hawkins, 1987-88	77	8
6.	Eddy Gordon, 1980-83	71	2
7.	<b>Aerick Sanders, 2001-03</b> ◀	<b>69</b>	
8.	Marty Dow, 1990-91	68	
9.	Leon Carter, 1995-96	58	
10.	Marc Carter, 1994-95	55	

### Sanders Named MWC Player of the Week

Aztec junior forward Aerick Sanders was named Mountain West Conference Men's Basketball Player of the Week for his performance in the Aztecs' win over Wyoming Feb. 3. The Carson, Calif., native registered career-high totals of 14 points and 14 rebounds as the Aztecs upended the then-first place Cowboys for the third straight time, 80-70.

The honor marks the first career player of the week award for Sanders and the first for the Aztecs this season.

Sanders shot 7-of-10 from the field - hitting at least 50 percent of his field-goal attempts for the 13th time in 14 games - en route to his second career double-double. He hit 5-of-7 shots in the second half while the rest of the team went 9-for-22 as the Aztecs extended a 41-39 halftime lead into their second-largest victory (10 points) ever over the Cowboys.

Of Sanders' 14 boards against Wyoming, six came on the offensive glass as SDSU built a 39-23 rebound advantage over a Cowboy team that had fewer caroms than its opponent for only the third time this season. His 24 boards over the last two games has propelled the Aztecs to a 79-53 rebound advantage over the conference's top two rebounding teams, Colorado State and Wyoming. He also registered two blocked shots.

### Burns Named MWC Player Of The Week

Aztec freshman forward Evan Burns was named Mountain West Conference Men's Basketball Co-Player of the Week for his play in San Diego State's

wins over New Mexico and Wyoming. The Inglewood, Calif., native averaged 21.5 points and 8.5 rebounds while shooting 72.0 percent from the field in his best week of his brief collegiate career.

In sharing the award with UNLV's Marcus Banks, Burns earns his first career player of the week honor and the second for the Aztecs this season. Junior forward Aerick Sanders garnered the Feb. 10 award, also after an Aztec win over Wyoming.

Burns had his best game of the season in SDSU's 89-73 win over New Mexico Feb. 24. The 6-8 forward registered the second double-double of his career with personal-bests of 31 points and 13 rebounds. The 31 points were the most by an Aztec this season and the second-most ever in a MWC game. He connected on 12-of-15 field-goal attempts - including 4-of-6 three-pointers - and blocked two shots. The frosh had half (18) of SDSU's 36 points at halftime in stealing the spotlight from the Aztec seniors in San Diego State's 2002-03 home finale.

In propelling the Aztecs to their fourth straight win over Wyoming with an 86-73 victory on Saturday, Burns scored 12 points and added four rebounds and three blocked shots. Burns shot 6-of-10 field goals and also added two steals. He helped SDSU to a third straight conference win by double-digits for the first time since 1982.

► **SDSU Mountain West Conference Player of the Week Award Winners**

2000-01	Randy Holcomb	12.18.00
	Randy Holcomb	1.8.01
2001-02	Tony Bland	12.3.01
	Al Faux	12.10.01
	Randy Holcomb	1.14.02
2002-03	Aerick Sanders	2.10.03
	Evan Burns (co)	3.3.03

**Moore is Better**

Healthy for the first time since becoming an Aztec, Deandre Moore has overcome previous season injuries such as a separated shoulder and shin splints to participate in every practice this season.

That, coupled with a rigorous off-season workout schedule, has the Aztec point guard 16 pounds lighter than a season ago and playing some of the best basketball of his career.

Moore is averaging a career-high 8.2 points through 29 games this season while dispensing an average of 3.9 assists, second in the MWC. He has also been one of the Aztecs' most indispensable player thus far, playing the team's second-most minutes (867) for an average of 29.9 per contest.

The Compton, Calif., native produced his best game of the season against the best competition. Against top-ranked Arizona Dec. 7, Moore scored 16 points and dished out eight assists while limiting preseason Wooden Award candidate Jason Gardner to nine points on 1-of-10 shooting.

Moore has played 35 or more minutes in seven games in 2002. Last season, due to nagging injuries, Moore logged 35 minutes in only three of 33 games.

The senior guard broke the 300-assist barrier for his career against Portland and the Vanderbilt transfer entered the Aztecs' career top-10 list against Arizona. He has since entered the 300 assist club as an Aztec in moving into sixth place with 331 assists with SDSU.

**Most Assists/Career**

<b>Pl.</b>	<b>Name, Years</b>	<b>Assists</b>	<b>To Tie</b>
------------	--------------------	----------------	---------------

1. Tony Gwynn, 1978-81	590	
2. Chad Nelson, 1994-97	412	
3. Mark Delsman, 1974-77	376	
4. Anthony Watson, 1983-86	356	25
5. Keith Smith, 1982-83	349	18
<b>6. Deandre Moore, 2001-03</b>	<b>331</b>	
7. Dean Decker, 1977-78	307	
8. Ray Leary, 1974-76	279	
9. Mike Dodd, 1976-79	277	
10. Creon Dorsey, 1985-86	263	

**Top Two Scorers Gone, No Problem for Fisher**

Some might see the departure of the Aztecs' top two scoring averages from the 2001-02 season - Al Faux (17.0 ppg) and Randy Holcomb (16.9 ppg) - as a problem, but Steve Fisher has overcome scoring departures in the past to produce big seasons.

Four times in his coaching career Fisher has had his top two scorers depart, but all four times he has led his team back to the postseason the following year.

In the 1990-91 season, Fisher lost his entire starting five, including Rumeal Robinson and Terry Mills, off a squad that went 23-8 and advanced to the second round of the NCAA Tournament. That season, Fisher guided his squad to the NIT. In 1994-95, Fisher overcame the losses of Jalen Rose and Juwan Howard to put the Wolverines in the NCAA Tournament. In 1995-96, Fisher lost Ray Jackson and Jimmy King but still put together a 20-win season and guided Michigan to the NCAA Tournament.

With SDSU's selection to the 2003 NIT, Fisher has impressively overcome scoring losses for the fourth time.

**The Great Turnaround**

Steve Fisher and the Aztecs' journey from perennial basement dweller to NCAA Tournament team is made all the more remarkable by the speed at which the turnaround was achieved.

Just three years ago in 1999-2000, the Aztecs won only five games, and two years ago in 2000-01, San Diego State finished seventh in the conference.

As if going from 5-23 in 1999-00 to 14-14 in 2000-01 wasn't enough, in the 2001-02 season the Aztecs went 21-12 for the second-highest win total in the school's Division I history.

**The Great Turnaround**

Season	Record	RPI
1991-92	2-26	na
1992-93	8-21	na
1993-94	12-16	183
1994-95	11-17	218
1995-96	15-14	170
1996-97	12-15	198
1997-98	13-15	160
1998-99	4-22	284
1999-00	◀ 5-23	264
2000-01	◀ 14-14	154
2001-02	◀ 21-12	39
2002-03	◀ 16-13	*99

◀ - Indicates Fisher era. \* - as of 3/16



### The Breakdown

Steve Fisher's situational record.

#### Record By Location

Home	133-45
Away	58-78
Neutral	48-18

#### Record By Month

November	21-11
December	72-23
January	52-44
February	46-39
March	45-25
April	4-2

#### Games Decided By/In

1 point	13-7
2 points	14-10
5 points or less	66-45
Overtime	19-11

# STEVE FISHER

12th Full Season • Fourth Season at SDSU • Illinois State, 1967

Sometimes there are no adjectives. Sometimes the phrases don't do justice. Sometimes you just stick with the basic facts and let them tell the story.

A five-win season followed by a 14-win season. A 14-win season followed by 21 wins, a conference championship and a trip to the NCAA Tournament.

In three short seasons, Steve Fisher has changed the outlook, fortunes and expectations of San Diego State basketball. The Aztecs have been transformed from the ugly duckling that muddled through the first-ever Mountain West Conference campaign with an 0-14 record into a conference champion. It is a school that now regularly goes toe-to-toe with the West's best basketball programs on the court and in the recruiting wars. It may be the new program on the block but seniority rarely matters in the changing world of college athletics.

It is now Steve Fisher's program.

When Fisher arrived on the scene, he found a basketball program that wasn't good enough to be called average. The Aztecs had suffered through 13 losing seasons in 14 years. Members of the school's last NCAA team were in the early stages of middle age. The expectations were in place all right. The Aztecs were expected and expecting to lose. The year before his arrival San Diego State won just four games.

The hiring only dates back to March of 1999, so referring to the "Steve Fisher Era" at San Diego State might be considered a bit premature. But with the Aztec banner now flying over the Mountain West Conference, there is little doubt that San Diego State basketball has reached a new level.

On March 26, 1999, San Diego State announced its arrival on the basketball scene in the form of a news conference to introduce its new coach, Steve Fisher. Fresh from a stint with the Sacramento Kings and with three appearances in the Final Four and a national championship in his pocket, he rolled up his

sleeves and went to work. And work was needed. It looked to be a daunting challenge and yet the man with one of the highest winning percentages in NCAA Tournament history had no reservations.

No head-coaching career, at any level, started quicker than that of Steve Fisher. Six games into his head-coaching career he was undefeated and sporting a national championship ring. And the success didn't stop with the national title.

Fisher's eight-plus seasons at the University of Michigan produced a 184-82 (.692) record, nine post-season tournament berths and three trips to the NCAA championship game, including the magical run to the 1989 national title.

Under Fisher, the Wolverines also claimed an NIT championship, won at least 20 games four times and finished among the top three in the powerful Big Ten Conference five times. In 1995, Michigan set a league record by holding opponents to just 39.4 percent shooting from the floor.

Fisher and Company raised the bar even higher in the postseason. His seven NCAA Tournament teams at Michigan combined for a 20-6 record, ranking him fourth among active coaches and ninth in NCAA history with a winning percentage of .769 in the national bracket. Only 13 coaches have taken more teams to the Final Four, including just five that are still active. He is one of three coaches to take three squads to the Final Four in the first five years of a head-coaching career, and one of just six coaches to lead a team to the championship of the NIT as well as the NCAA.

His accomplishments may be even greater at San Diego State. Last season he led the Aztecs to the post-season for the first time since 1985 and for just the fourth time ever. The 21 wins are second most for the school as a Division I program and the most since 1985. The fact that those numbers came after just three seasons signifies what is one of the great recent turnarounds in college basketball.

## ► Steve Fisher Year-By-Year

Year	School	W	L	Pct.	Conference			Postseason/Honors
					W	L	Pct.	
1989	Michigan	6	0	1.000	-	-	-	NCAA Champions
1989-90	Michigan	23	8	.742	12	6	.667	NCAA Second Round
1990-91	Michigan	14	15	.483	7	11	.389	NIT First Round
1991-92	Michigan	25	9	.735	11	7	.611	NCAA Runner-Up, <i>Basketball Times</i> Coach of the Year
1992-93	Michigan	31	5	.861	15	3	.833	NCAA Runner-Up
1993-94	Michigan	24	8	.750	13	5	.722	NCAA Regional Finalist
1994-95	Michigan	17	14	.548	11	7	.611	NCAA First Round
1995-96	Michigan	20	12	.625	10	8	.556	NCAA First Round
1996-97	Michigan	24	11	.686	9	9	.500	NIT Champions
<b>Eight Full Seasons at UM</b>		<b>184</b>	<b>82</b>	<b>.692</b>	<b>88</b>	<b>56</b>	<b>.611</b>	<b>7 NCAA Tournaments, 9 Postseason Appearances</b>
Year	School	W	L	Pct.	W	L	Pct.	Postseason/Honors
1999-00	San Diego State	5	23	.179	0	14	.000	
2000-01	San Diego State	14	14	.500	4	10	.286	8th-most improved team in the country ( <i>Sagarin Ratings</i> )
2001-02	San Diego State	21	12	.636	7	7	.500	NCAA First Round; Aztecs' first NCAA trip since 1985
2002-03	San Diego State	16	13	.552	6	8	.429	NIT Second Round; Aztecs reach postseason in consecutive yrs
<b>Four Seasons at SDSU</b>		<b>56</b>	<b>62</b>	<b>.475</b>	<b>17</b>	<b>39</b>	<b>.304</b>	<b>Improved record each of the last three seasons</b>
12th-Full Season Career		W	L	Pct.	W	L	Pct.	Postseason/Honors
		<b>240</b>	<b>144</b>	<b>.625</b>	<b>105</b>	<b>95</b>	<b>.525</b>	<b>8 NCAA Tournaments, 10 Postseason Appearances</b>

**Season/Career Highs**

**Points**

Season 13 at UNLV, 3-13-03  
13 at Portland, 11-27-02  
Career 13 at UNLV, 3-13-03  
13 at Portland, 11-27-02

**Rebounds**

Season 7 vs. IPFW, 12-30-02  
Career 7 vs. IPFW, 12-30-02

**Assists**

Season 5 at Cal Poly, 11-30-02  
Career 5 at Cal Poly, 11-30-02

**Field Goals**

Season 5 at UNLV, 3-13-03  
Career 5 at UNLV, 3-13-03

**Field Goals Attempted**

Season 9 at Houston, 12-21-02  
9 at Cal Poly, 11-30-02  
Career 9 at Houston, 12-21-02  
9 at Cal Poly, 11-30-02

**Three-Point Field Goals**

Season 3 at UNLV, 3-13-03  
Career 3 at UNLV, 3-13-03

**Three-Point Field Goals Attempted**

Season 6 vs. UC San Diego, 12-2-02  
6 at Portland, 11-27-02  
Career 6 vs. UC San Diego, 12-2-02  
6 at Portland, 11-27-02

**Free Throws**

Season 3 vs. UC Santa Barbara, 3-19-03  
3 vs. Loyola Marymount, 1-3-03  
3 at Portland, 11-27-02  
Career 3 vs. UC Santa Barbara, 3-19-03  
3 vs. Loyola Marymount, 1-3-03  
3 at Portland, 11-27-02

**Free Throws Attempted**

Season 4 vs. UC Santa Barbara, 3-19-03  
4 vs. Loyola Marymount, 1-3-03  
Career 4 vs. UC Santa Barbara, 3-19-03  
4 vs. Loyola Marymount, 1-3-03

**Steals**


Season 3 vs. Air Force, 2-22-03  
Career 3 vs. Air Force, 2-22-03  
3 at NMSU, 11-24-01

**Blocked Shots**

Season 2 vs. UC Santa Barbara, 3-19-03  
Career 2 vs. UC Santa Barbara, 3-19-03

**Minutes Played**

Season 29 at Brigham Young, 2-17-03  
Career 29 at Brigham Young, 2-17-03



# O • TOMMY JOHNSON

Guard • 6-4 • 185 • So.-1L

Los Angeles, Calif. (Crenshaw High)

Played in 27 of 29 games this season, playing 10 or more minutes in each of the last 11 games, including consecutive career highs in the category with 28 at Utah (2-15-03) and 29 at Brigham Young (2-17-03). In 27 games he has produced far more statistically than in his entire freshman campaign (this season vs. last season: points: 147-31, rebounds: 68-18, assists: 49-7, minutes played: 452-120). Posted strong numbers in his last two games: 23 points, six rebounds, five assists while connecting on 8-of-12 field goals in 46 minutes of action. Made a three-point field goal in 11 of his last 20 games and connected on seven of his last 13 attempts (53.8 percent) from bonus distance. Connected on 21-of-28 (75.0 percent) free-throw attempts this season after hitting 1-of-4 all of last season. Had 10 points, including a big three-point field goal, and added four rebounds in 25 minutes vs. UC Santa Barbara (3-19-03). Tied a career-high with 13 points on 5-of-8 shooting from the floor in the game at UNLV (3-13-03). Pulled down a career-high seven rebounds and added eight points in 18 minutes against IPFW (12-30-02). Had seven points, two rebounds and three assists in 13 minutes of action against New Mexico (2-24-03). Tied a career high with three steals in 17 minutes against Air Force (2-22-03). Made his seventh start of the season at BYU, and first since the Texas Tech (1-6-03) game. Had five points, five rebounds and three assists at Utah and followed that up with eight points, three rebounds and two assists at Brigham Young. Played 12 minutes against UNLV (2-11-03) with three points and two rebounds. Saw 10 minutes of action contributing two points and one rebound vs. Wyoming (2-3-03). Prior to that game, he played one minute vs. Colorado State (2-1-03), the fewest minutes he has logged in any game he has played after seeing 12 minutes of action at New Mexico (1-25-03). Had four points, three rebounds and a team-high four assists against the Lobos. Missed the game against the Toreros because he arrived late to the arena and was a coach's decision versus the Utes. Came off the bench to score four points and add three offensive rebounds in just six minutes against Brigham Young (1-20-03). Following his first DNP of the season against San Diego (3-8-03), he played 10 minutes against Air Force (1-11-03) scoring three points and adding two rebounds in 10 minutes off the bench. Prior to not playing against USD, Johnson had started the last six games at the wing position. They represent the first six starts of his career. Scored at least three points in the first 15 games in which he has played this season prior to being shutout against Colorado State (2-1-03). Contributed two three-pointers to SDSU's record-setting barrage of 16 treys against UCSD (12-2-02). Has the uncanny ability to make the big play at the big moment. Last season, he got a key offensive rebound and subsequent lay-in late in the second half as the Aztecs went on to defeat NCAA Tournament-bound Hawaii (12-14-01). Started his first career game against Hawaii (12-14-02). Played 21 minutes against the Rainbow Warriors scoring six points. Made the most of his opportunity against top-ranked Arizona by scoring five points and adding four assists in 17 minutes of action.

## 2002-03 Game-By-Game Statistics

Date	Opponent	S	MP	FG-FGA	3FG-FGA	FT-FTA	REB	PF	A	TO	BK	S	TP
N.23	Eastern Washington		17	3-5	0-1	1-2	0-0-0	2	4	1	0	0	7
N.27	at Portland		19	4-8	2-6	3-3	0-5-4	4	3	3	0	0	13
N.30	at Cal Poly		25	1-9	0-3	2-2	1-3-4	1	5	3	0	0	4
D.2	UC San Diego		17	2-8	2-6	0-0	1-1-2	0	1	1	0	0	6
D.7	Arizona		17	2-6	0-3	1-2	0-1-1	3	4	2	0	2	5
D.10	at Long Beach State		13	1-3	1-3	1-2	0-4-4	0	0	3	0	0	4
D.14	Hawaii	S	21	3-5	0-1	0-0	0-0-0	4	0	0	0	1	6
D.21	at Houston	S	26	3-9	1-4	0-0	3-2-5	1	1	1	0	1	7
D.28	Florida Atlantic	S	23	3-8	1-4	0-0	1-1-2	4	3	0	0	2	7
D.30	IPFW	S	18	3-6	2-4	0-0	1-6-7	3	1	4	0	2	8
J.3	Loyola Marymount	S	20	1-8	0-3	3-4	1-3-4	1	3	0	0	0	5
J.6	Texas Tech	S	19	2-6	1-4	0-0	1-1-2	2	3	3	0	1	5
J.8	San Diego						DNP-CD						
J.11	at Air Force*		10	1-3	1-1	0-0	0-2-2	2	0	2	0	0	3
J.18	Utah*						DNP-CD						
J.20	Brigham Young*		6	2-4	0-1	0-0	1-0-3	1	0	0	0	0	4
J.25	at New Mexico*		12	1-3	0-0	2-2	1-2-3	2	4	3	0	0	4
F.1	Colorado State*		1	0-0	0-0	0-0	0-0-0	0	0	0	0	0	0
F.3	Wyoming*		10	1-4	0-0	0-0	0-1-1	0	0	0	0	0	2
F.11	UNLV*		12	1-3	1-1	0-0	0-2-2	1	1	1	1	1	3
F.15	at Utah*		28	2-3	1-2	0-0	2-3-5	1	3	2	0	1	5
F.17	at Brigham Young*	S	29	3-8	2-4	0-0	2-1-3	1	2	3	0	1	8
F.22	Air Force*		17	0-2	0-0	2-2	0-2-2	1	2	0	0	3	2
F.24	New Mexico*		13	3-5	1-2	0-0	0-2-2	3	3	3	0	0	7
M.1	at Wyoming*		11	1-3	0-0	1-2	1-1-2	3	0	1	0	1	3
M.3	at Colorado State*		10	1-2	0-0	2-2	0-0-0	2	0	2	0	1	4
M.8	at UNLV*		12	1-1	0-0	0-0	0-1-1	0	1	0	0	0	2
M.13	at UNLV^		21	5-8	3-5	0-1	0-2-2	3	4	1	0	0	13
M.19	UC Santa Barbara^		25	3-4	1-2	3-4	0-4-4	3	1	2	2	2	10
M.21	at Texas Tech												

\* - Indicates Mountain West Conference game. ^ - Indicates MWC tournament. - - NIT. S - Indicates started game.

## ► Johnson Career Statistics

Year	G-GS	Min.-Avg.	FG-FGA	Pct.	3P-3PA	Pct.	FT-FTA	Pct.	OR	DR	Reb	Avg.	PF-D	AT	TO	BS	ST	Pts.	Avg.
01-02	20-0	120-6.0	12-33	.364	6-18	.333	1-4	.250	5	13	18	0.9	21-0	7	4	4	4	31	1.5
02-03	27-7	452-16.7	53-134	.396	20-60	.333	21-28	.750	18	50	68	2.5	48-0	49	41	3	19	147	5.4
<b>Totals</b>	<b>47-7</b>	<b>572-12.2</b>	<b>65-167</b>	<b>.389</b>	<b>26-78</b>	<b>.333</b>	<b>22-32</b>	<b>.688</b>	<b>23</b>	<b>63</b>	<b>86</b>	<b>1.8</b>	<b>69-0</b>	<b>56</b>	<b>45</b>	<b>7</b>	<b>23</b>	<b>178</b>	<b>3.8</b>

**Season/Career Highs**

**Points**  
 Season 16 at Brigham Young, 2-17-03  
 16 vs. Arizona, 12-7-02  
 Career 20 vs. Oklahoma State, 12-30-00

**Rebounds**  
 Season 10 at Wyoming, 3-1-03  
 Career 10 at Wyoming, 3-1-03

**Assists**  
 Season 8 vs. Arizona, 12-7-02  
 8 vs. UC San Diego, 12-2-02  
 Career 11 vs. Wyoming, 3-1-01  
 11 vs. CS Sacramento, 12-2-00

**Field Goals**  
 Season 6 vs. Arizona, 12-7-02  
 Career 6 vs. Arizona, 12-7-02  
 6 vs. Oklahoma State, 12-30-00

**Field Goals Attempted**  
 Season 10 at UNLV, 3-13-03  
 10 at Colorado State, 3-3-03  
 10 at Wyoming, 3-1-03  
 Career 14 at UC Santa Barbara, 12-6-00

**Three-Point Field Goals**  
 Season 4 at Brigham Young, 2-17-03  
 Career 4 at Brigham Young, 2-17-03  
 4 vs. Brigham Young, 2-11-02  
 4 vs. Oklahoma State, 12-30-00

**Three-Point Field Goals Attempted**  
 Season 6 at UNLV, 3-8-03  
 6 at Brigham Young, 2-17-03  
 6 vs. Colorado State, 2-1-03  
 6 at Portland, 11-27-02  
 6 vs. Eastern Wash., 11-23-02  
 Career 8 at UC Santa Barbara, 12-6-00


**Free Throws**  
 Season 5 at Portland, 11-27-02  
 Career 5 - four times

**Free Throws Attempted**  
 Season 7 at Portland, 11-27-02  
 Career 8 - three times

**Steals**  
 Season 7 vs. Colorado State, 2-1-03  
 Career 7 vs. Colorado State, 2-1-03

**Blocked Shots**  
 Season 1 vs. UNLV, 2-11-03  
 Career 1 - six times

**Minutes Played**  
 Season 37 vs. Arizona, 12-7-02  
 37 at Cal Poly, 12-2-02  
 37 at Portland, 11-27-02  
 Career 43 at UC Santa Barbara, 12-6-00



# 1 • DEANDRE MOORE

Guard • 5-10 • 191 • Sr.-2L

Compton, Calif. (Compton High/Vanderbilt Univ.)

**MWC Rankings: 1st in assist-to-turnover ratio, 2nd in assists, 2nd in steals, 12th in three-point field goal percentage, 12th in three-point field goals made.** Ranks in the top 12 of four different MWC statistical categories... In league games only, Moore ranks among the leaders in seven different categories... Scored in double figures in three of the last five games and five of the last nine contests... Had nine rebounds vs. UCSB (3-19-03) and is averaging 5.0 rpg in last five games... Shooting 37.3 percent from three-point range (38-of-102)... Career SDSU ranks: 6th in assists (331), 6th in career minutes played (2,430), 7th in games started (72), 7th 3-point field goals (81) and 8th in the steals list (114) and 9th 3-point field goal percentage (35.1)... Has five games with seven or more assists this season... Averaging 29.9 minutes per contest... Already scored 239 points this season after tallying 119 all of last season when he averaged 3.6 ppg... In his final regular season home game against New Mexico (2-24-03), dished out seven assists, the most since recording seven assists vs. IPFW (12-30-02)... Tied a season-high with 16 points and added three rebounds and three assists with no turnovers in 34 minutes at Brigham Young (2-17-03)... Also led the team in scoring against the Cougars for the second time this season and the third time in his career... Had 10 points, three assists and two rebounds in 30 minutes of action at Utah (2-15-03)... Despite playing just 21 minutes, he still recorded a career-high seven steals and added 11 points and three assists vs. Colorado State (2-1-03)... Had nine rebounds in the win vs. Utah (1-18-03)... In fact, posted then back-to-back career highs for rebounds with eight against Air Force (1-11-03) and nine vs. Utah... Played 36 minutes and posted 11 points, eight rebounds, four assists and no turnovers at Air Force (1-11-03)... Played 35 or more minutes in five of the first seven games this season after failing to play more than 35 minutes in any contest last season... Made a three-point field goal in the first eight games of the season and is 38-of-102 from three-point range this season (37.3 percent)... Led San Diego State in scoring for just the second time in his career, posting a season-best 16 points and adding a game-high eight assists against top-ranked Arizona (12-7-02)... Won the head-to-head battle with preseason All-American choice Jason Gardner (1-10 FGs, nine points, six assists) in that contest... Worked incredibly hard during the off-season resulting in a stronger, leaner, more efficient point guard... Lost 16 pounds over the summer and begins a season healthy for the first time in his San Diego State career (separated shoulder his sophomore season and shin splits his junior season)... 12 double-digit scoring games this season, 27 in his career... Led SDSU in assists 15 times this season and 33 times in his career... Led Aztecs in rebounding three times this season and five times in his career.

## 2002-03 Game-By-Game Statistics

Date	Opponent	S	MP	FG-FGA	3FG-FGA	FT-FTA	REB	PF	A	TO	BK	S	TP
N.23	Eastern Washington	S	36	3-8	2-6	0-0	1-3-4	5	4	6	0	1	8
N.27	at Portland	S	37	3-9	3-6	5-7	2-4-6	3	7	9	0	1	14
N.30	at Cal Poly	S	37	4-9	1-3	1-3	2-5-7	4	6	2	0	3	10
D.2	UC San Diego	S	27	4-7	3-5	0-0	0-1-1	2	8	2	0	1	11
D.7	Arizona	S	37	6-9	2-3	2-2	1-2-3	4	8	4	0	1	16
D.10	at Long Beach State	S	35	2-5	1-2	0-0	0-2-2	3	3	1	0	2	5
D.14	Hawaii	S	32	2-4	1-1	2-2	0-1-1	2	5	2	0	3	7
D.21	at Houston	S	28	2-4	2-4	4-6	1-1-2	3	1	1	0	3	10
D.28	Florida Atlantic	S	23	2-7	0-3	1-2	0-2-2	2	5	3	0	3	5
D.30	IPFW	S	26	3-5	0-2	0-0	0-4-4	1	7	3	0	0	6
J.3	Loyola Marymount	S	30	1-6	0-3	0-0	0-2-2	4	3	2	0	1	2
J.6	Texas Tech	S	32	3-7	2-4	0-0	0-3-3	1	2	5	0	1	8
J.8	San Diego	S	23	1-3	0-1	2-2	2-0-2	3	4	2	0	0	4
J.11	at Air Force*	S	36	3-6	1-1	4-4	1-7-8	3	4	0	0	3	11
J.18	Utah*	S	33	3-8	2-2	0-1	1-8-9	5	3	3	0	0	8
J.20	Brigham Young*	S	34	3-5	3-5	0-0	2-1-3	3	4	3	0	0	9
J.25	at New Mexico*	S	24	3-6	1-3	0-0	0-3-3	4	2	2	0	2	7
F.1	Colorado State*	S	21	4-9	2-6	1-2	1-1-2	3	3	2	0	7	11
F.3	Wyoming*	S	22	2-6	2-3	1-3	0-3-3	4	5	1	0	2	7
F.11	UNLV*	S	18	0-3	0-2	0-0	0-1-1	5	3	1	1	0	0
F.15	at Utah*	S	30	3-9	1-4	3-4	1-1-2	3	3	2	0	0	10
F.17	at Brigham Young*	S	34	5-8	4-6	2-3	1-2-3	2	3	0	0	1	16
F.22	Air Force*	S	34	3-6	0-1	0-1	0-3-3	1	3	2	0	3	6
F.24	New Mexico*	S	33	1-7	0-4	0-0	0-3-3	1	7	2	0	1	2
M.1	at Wyoming*	S	27	5-10	1-4	0-0	0-10-10	5	5	2	0	0	11
M.3	at Colorado State*	S	31	3-10	1-4	3-5	0-1-1	2	2	2	0	2	10
M.8	at UNLV*	S	27	4-8	2-6	2-4	1-1-2	5	0	2	0	0	12
M.13	at UNLV^	S	24	4-10	1-5	0-0	1-2-3	2	2	1	0	2	9
M.19	UC Santa Barbara	S	36	1-5	0-3	2-2	2-7-9	3	2	1	0	0	4
M.21	at Texas Tech												

\* - Indicates Mountain West Conference game. ^ - Indicates MWC tournament. - - NIT. S - Indicates started game.

## ► Moore Career Statistics

Year	G-GS	Min.-Avg.	FG-FGA	Pct.	3P-3PA	Pct.	FT-FTA	Pct.	OR	DR	Reb	Avg.	PF-D	AT	TO	BS	ST	Pts	Avg.
98-99	29-9	546-18.8	29-77	.377	13-42	.310	26-47	.553	11	39	50	1.7	50-0	78	45	1	24	97	3.3
00-01	25-24	732-29.3	52-138	.377	20-73	.274	45-70	.643	14	70	84	3.4	60-2	124	56	2	38	169	6.8
01-02	33-19	831-25.2	38-91	.418	23-59	.390	20-41	.488	11	51	62	1.9	84-3	93	45	2	33	119	3.6
02-03	29-29	867-29.9	83-199	.417	38-102	.373	35-53	.660	20	84	104	3.6	88-5	114	68	1	43	239	8.2
<b>Totals</b>	<b>116-81</b>	<b>2976-25.7</b>	<b>202-505</b>	<b>.400</b>	<b>94-276</b>	<b>.341</b>	<b>126-211</b>	<b>.597</b>	<b>56</b>	<b>244</b>	<b>300</b>	<b>2.6</b>	<b>282-10</b>	<b>409</b>	<b>214</b>	<b>6</b>	<b>138</b>	<b>624</b>	<b>5.4</b>

**Season/Career Highs**

**Points**

Season 29 vs. Loyola Marymount, 1-3-03  
 Career 33 vs. Houston, 1-29-02

**Rebounds**

Season 8 at Portland, 11-27-02  
 Career 8 - four times

**Assists**

Season 8 vs. San Diego, 1-8-03  
 8 vs. Florida Atlantic, 12-21-02  
 Career 9 vs. Norfolk State, 11-21-01

**Field Goals**

Season 11 vs. Air Force, 2-22-03  
 11 vs. Loyola Marymount, 1-3-03  
 Career 12 vs. Houston, 1-29-02

**Field Goals Attempted**

Season 21 vs. Arizona, 12-7-02  
 Career 21 vs. Arizona, 12-7-02

**Three-Point Field Goals**

Season 4 vs. UC San Diego, 12-2-02  
 Career 4 vs. UC San Diego, 12-2-02  
 4 vs. Norfolk State, 11-21-01

**Three-Point Field Goals Attempted**

Season 7 vs. UC San Diego, 12-2-02  
 Career 9 vs. Notre Dame, 1-16-00

**Free Throws**

Season 10 at Wyoming, 3-1-03  
 Career 10 at Wyoming, 3-1-03

**Free Throws Attempted**

Season 14 at Wyoming, 3-1-03  
 14 vs. San Diego, 1-8-03  
 Career 14 at Wyoming, 3-1-03  
 14 vs. San Diego, 1-8-03

**Steals**

Season 3 at Wyoming, 3-1-03  
 3 at Houston, 12-21-02  
 Career 4 at Wyoming, 2-18-02  
 4 at Providence, 2-5-00

**Blocked Shots**

Season 2 vs. UC Santa Barbara, 3-19-03  
 2 at Cal Poly, 11-30-02  
 Career 3 vs. Wyoming, 1-21-02

**Minutes Played**

Season 39 at Wyoming, 3-1-03  
 39 at Utah, 2-15-03  
 39 vs. Eastern Wash., 11-23-02  
 Career 43 vs. Wyoming, 1-21-02



# 4 • TONY BLAND

Guard • 6-5 • 201 • Sr.-1L

Los Angeles, Calif. (Westchester High/Syracuse Univ.)

**MWC Rankings: 2nd in assist-to-turnover ratio, 4th in assists, 5th in scoring, 12th in steals.** Co-captain of the 2002-03 Aztecs... One of 10 player named to the NABC District 13 team on 2-20-03 and the USBWA District IX team on 3-11-03... Each of his first three collegiate seasons has resulted in a 20-win season and a trip to the NCAA tournament... Became the first player in Mountain West Conference history last season to rank in the league's top 10 in scoring and assists and the top 20 in rebounding in the same season... Ranks in the top four of three MWC statistical categories... Regularly faces the opponents' top offensive threat... Has scored at least 20 points in three of his last seven games... Made 147 of his last 294 FGs (50.0 percent) after connecting on just 30 of his first 83 (36.1 percent)... Shot 52.9 percent from the floor in 14 Mountain West Conference games... Has 1,359 career points, 1,003 have come while a member of the Aztecs... Started 61-of-62 games on the Mesa since transferring from Syracuse (lone non-start was senior night last season when coach Fisher started the five seniors)... Scored 25 points on 8-of-15 shooting at Colorado State (3-3-03)... That marked his seventh 20+ scoring game of the season and the 18th of his career... Produced 21 points, five rebounds and three assists vs. New Mexico (2-24-03)... Had one of the best games of his career with 28 points on 11-of-13 shooting from the field vs. Air Force (2-22-03)... Made 10-of-18 field goal attempts en route to 21 points, five assists and four rebounds vs. UNLV (2-11-03)... Scored a game-high 19 points on 7-of-12 shooting from the floor, adding four assists and three rebounds in 37 minutes against Wyoming (2-3-03)... Had a 19-point performance on 8-of-15 shooting against Colorado State (2-1-03)... At New Mexico (1-25-03) he overcame the flu to connect on 6-of-9 shooting en route to 14 points, while holding Ruben Douglas, the nation's third leading scorer, to 4-of-17 shooting from the floor... Tied for team-high honors with 13 points on 5-of-9 shooting and added five rebounds and two assists vs. Utah (1-18-03)... Had 11 points, five rebounds and three assists in 35 minutes of action at Air Force (1-11-03) after a great all-around game with 17 points, eight assists and six rebounds in the victory over USD (1-8-03)... Scored a season-high 29 points on 11-of-18 shooting against Loyola Marymount (1-3-03)... Scored his 1,000th career point against Florida Atlantic (12-28-02)... In that same game against the Owls, he recorded his 250th career assist... Team rankings: first in minutes (1,009), first in scoring (16.7), second in assists (3.4) and fourth on the squad in rebounds (3.5)... Hit a trey in his final attempt against USD (1-8-03) to snap an 0-for-13 stretch from three-point range in the five-plus previous games after making 11 of his first 26 attempts (42.3 percent) from three-point range... Led SDSU in scoring a team-high 18 times this season and 27 times in his career... 12 times this season and 26 times in his career he has been SDSU's assist leader in a game... Has 25 double-digit scoring games this season and 70 in his career.

## 2002-03 Game-By-Game Statistics

Date	Opponent	S	MP	FG-FGA	3FG-FGA	FT-FTA	REB	PF	A	TO	BK	S	TP
N.23	Eastern Washington	S	39	5-17	0-5	6-7	2-3-5	1	2	1	0	0	16
N.27	at Portland	S	33	5-12	1-3	4-6	4-4-8	5	5	2	0	1	15
N.30	at Cal Poly	S	35	6-16	2-3	7-8	2-4-6	0	1	0	2	0	21
D.2	UC San Diego	S	27	7-17	4-7	0-0	1-2-3	1	6	0	0	1	18
D.7	Arizona	S	34	7-21	2-6	0-0	2-2-4	1	1	1	0	2	16
D.10	at Long Beach State	S	35	5-10	1-1	0-2	1-1-2	1	4	2	0	0	11
D.14	Hawaii	S	35	6-8	1-1	6-9	0-2-2	1	1	4	0	1	19
D.21	at Houston	S	32	2-9	0-4	3-5	1-3-4	0	6	3	0	3	7
D.28	Florida Atlantic	S	30	3-7	0-2	3-8	1-4-5	1	8	2	0	2	9
D.30	IPFW	S	24	4-11	0-2	1-2	0-0-0	0	4	0	1	2	9
J.3	Loyola Marymount	S	37	11-18	0-1	7-8	0-0-0	1	3	1	1	1	29
J.6	Texas Tech	S	27	6-14	0-3	1-4	1-2-3	3	3	4	0	1	13
J.8	San Diego	S	38	5-13	1-2	6-14	0-6-6	0	8	5	1	0	17
J.11	at Air Force*	S	35	3-7	1-3	4-4	1-4-5	0	3	2	0	0	11
J.18	Utah*	S	37	5-9	0-0	3-5	1-4-5	2	2	4	0	0	13
J.20	Brigham Young*	S	38	8-17	2-4	7-10	1-2-3	3	2	3	1	0	25
J.25	at New Mexico*	S	36	6-9	0-0	2-2	0-1-1	1	2	1	1	2	14
F.1	Colorado State*	S	38	8-15	1-4	2-3	1-3-4	1	1	2	0	0	19
F.3	Wyoming*	S	37	7-12	0-0	4-5	1-2-3	2	4	2	0	1	18
F.11	UNLV*	S	35	10-18	1-4	0-0	1-3-4	0	5	1	1	1	21
F.15	at Utah*	S	39	7-19	1-3	1-1	0-2-2	1	1	2	0	1	16
F.17	at Brigham Young*	S	34	3-7	0-0	3-5	2-5-7	4	4	2	0	2	7
F.22	Air Force*	S	33	11-13	0-0	6-7	1-1-2	0	4	5	0	2	28
F.24	New Mexico*	S	36	8-15	0-1	5-6	1-4-5	2	3	3	0	1	21
M.1	at Wyoming*	S	39	4-9	1-2	10-14	0-3-3	0	2	2	0	3	19
M.3	at Colorado State*	S	38	8-15	1-2	8-15	0-1-1	1	4	1	0	1	25
M.8	at UNLV*	S	39	5-9	0-1	3-5	0-2-2	1	3	2	0	2	13
M.13	at UNLV^	S	34	6-14	0-2	5-6	2-1-3	2	5	4	0	1	17
M.19	UC Santa Barbara^	S	35	7-16	0-4	3-6	1-2-3	0	2	1	2	1	17
M.21	at Texas Tech												

\* - Indicates Mountain West Conference game. ^ - Indicates MWC tournament. - NIT. S - Indicates started game.

## ► Bland Career Statistics

Year	G-GS	Min.-Avg.	FG-FGA	Pct.	3P-3PA	Pct.	FT-FTA	Pct.	OR	DR	Reb	Avg.	PF-D	AT	TO	BS	ST	Pts Avg.
98-99	32-1	502-15.7	53-124	.427	12-40	.300	24-40	.600	13	31	44	1.4	35-1	51	46	8	27	142 4.4
99-00	32-32	669-20.9	86-194	.443	22-70	.314	20-32	.625	16	36	52	1.6	38-1	55	36	10	33	214 6.7
01-02	33-32	1140-34.5	185-416	.445	29-81	.358	120-169	.710	33	98	131	4.0	52-0	112	95	11	34	519 15.7
02-03	29-29	1009-34.8	177-377	.469	20-70	.286	110-167	.659	28	73	101	3.5	35-1	99	62	10	32	484 16.7
<b>Totals</b>	<b>126-94</b>	<b>3320-26.3</b>	<b>501-1111</b>	<b>.451</b>	<b>83-261</b>	<b>.318</b>	<b>274-408</b>	<b>.672</b>	<b>90</b>	<b>238</b>	<b>328</b>	<b>2.6</b>	<b>160-3</b>	<b>317</b>	<b>239</b>	<b>39</b>	<b>126</b>	<b>1359 10.8</b>

**Season/Career Highs**

**Points**

Season	11 vs. Florida Atlantic, 12-28-02
Career	11 vs. Florida Atlantic, 12-28-02 11 at Oregon State, 2-2-01

**Rebounds**

Season	7 vs. Utah, 1-18-03
Career	7 vs. Utah, 1-18-03

**Assists**

Season	2 vs. Colorado State, 2-1-03 2 vs. Utah, 1-18-03 2 vs. San Diego, 1-8-03 2 vs. IPFW, 12-30-02 2 vs. Hawai'i, 12-14-02
Career	3 vs. Washington State, 2-10-01

**Field Goals**

Season	4 vs. Florida Atlantic, 12-28-02
Career	4 vs. Florida Atlantic, 12-28-02 4 at Oregon State, 2-2-01

**Field Goals Attempted**

Season	11 vs. Colorado State, 2-1-03
Career	11 vs. Colorado State, 2-1-03

**Three-Point Field Goals**

Season	2 vs. Florida Atlantic, 12-28-02 2 at Houston, 12-21-02
Career	3 at Oregon State, 2-2-01

**Three-Point Field Goals Attempted**

Season	7 vs. Colorado State, 2-1-03
Career	7 vs. Colorado State, 2-1-03

**Free Throws**

Season	2 vs. Colorado State, 2-1-03 2 vs. Utah, 1-18-03 2 vs. Hawai'i, 12-14-02
Career	4 vs. Saint Mary's, 12-2-00

**Free Throws Attempted**

Season	4 vs. Hawai'i, 12-14-02
Career	4 vs. Hawai'i, 12-14-02 4 vs. Saint Mary's, 12-2-00

**Steals**

Season	2 vs. Texas Tech, 1-6-03
Career	2 vs. Texas Tech, 1-6-03

**Blocked Shots**

Season	1 at Utah, 2-15-03 1 vs. UNLV, 2-11-03 1 vs. San Diego, 1-8-03 1 vs. Texas Tech, 1-6-03 1 vs. Florida Atlantic, 12-28-02 1 vs. Hawai'i, 12-14-02
Career	2 vs. Chaminade, 11-20-00

**Minutes Played**

Season	35 vs. Utah, 1-18-03
Career	35 vs. Utah, 1-18-03



# 5 • TRAVIS HANOUR

Guard • 6-7 • 198 • So.-TR

Laguna Beach, Calif. (Laguna Beach High/ Univ. of Arizona)

Played in 18 games this season and has drawn the starting assignment eight times.. Missed five games since being eligible per the NCAA's 4-2-4 transfer rule (missed first six games of the season).. Missed the last four games due to tendinitis in both knees, an ailment he has played with all season, and is not expected to play the rest of the season.. May have off-season surgery to try and fix the problem.. Has started eight games this season, the first eight starts of his career.. Had four rebounds and an assist in 10 minutes at Brigham Young (2-17-03).. Drew the start and posted three points and two rebounds in seven minutes of play at Utah (2-15-03).. Left the game against the Utes with a sprained ankle and was doubtful for the contest against the Cougars before seeing 10 minutes of action.. Had a strong performance with three points and three rebounds in 13 minutes vs. UNLV (2-11-03).. Played only six minutes vs. Wyoming (2-3-03), but pulled down three rebounds and dished out an assist.. Had a tough shooting night against the Rams when he connected on 1-of-11 from the field, including 1-of-7 from three-point range.. Despite the tough shooting night, Hanour played well recording five points, four rebounds and two assists in 26 minutes of action.. Connected on 1-of-2 field goal attempts against New Mexico.. Prior to that game, he suffered his first scoreless game as a member of the Aztecs, grabbing one rebound in 14 minutes of action against Brigham Young (1-20-03).. Had a career-best 35 minutes against Utah (1-18-03) which resulted in four points and a career-high seven rebounds against the Utes.. Scored three points and added six rebounds in 20 minutes of action against San Diego.. Returned from a one-game hiatus due to the flu with a strong performance against Texas Tech (1-6-03).. Played 22 minutes, with five points, two rebounds, two steals, one assist and two blocked shots against the Red Raiders.. Continues to play better and is becoming more efficient as his game experience increases at San Diego State.. In his first three games at San Diego State his playing time increased (16-18-21), his point production increased (4-6-11) and his rebound total increased (2-4-4).. That trend changed slightly in the Aztecs blowout victory against IPFW (12-30-02), when he scored three points, tied a career-high with five rebounds and added two assists in 19 minutes of action.. Scored 11 points in 21 minutes of action against Florida Atlantic (12-28-02).. The 11 points tied a career high in 21 minutes.. Played 16 minutes in his debut against Hawai'i (12-14-02) and scored four points while adding two rebounds and two assists.. As an example of his all-around abilities, Hanour recorded a basket, a rebound, an assist and a blocked shot in his first 100 seconds on the court.. Was a projected to be a starter at Arizona last season before electing to transfer.. Reunited with high school teammate Chris Manker after competing against him in the Pac-10 while at Arizona and Manker was at Oregon State.

## 2002-03 Game-By-Game Statistics

Date	Opponent	S	MP	FG-FGA	3FG-FGA	FT-FTA	REB	PF	A	TO	BK	S	TP
N.23	Eastern Washington			DNP (NCAA 4-2-4 Transfer Rule)									
N.27	at Portland			DNP (NCAA 4-2-4 Transfer Rule)									
N.30	at Cal Poly			DNP (NCAA 4-2-4 Transfer Rule)									
D.2	UC San Diego			DNP (NCAA 4-2-4 Transfer Rule)									
D.7	Arizona			DNP (NCAA 4-2-4 Transfer Rule)									
D.10	at Long Beach State			DNP (NCAA 4-2-4 Transfer Rule)									
D.14	Hawai'i		16	1-4	0-2	2-4	0-2-2	3	2	2	1	0	4
D.21	at Houston		18	2-6	2-4	0-1	1-3-4	1	1	1	0	0	6
D.28	Florida Atlantic		21	4-8	2-4	1-2	1-3-4	1	0	1	1	0	11
D.30	IPFW		19	1-3	1-3	0-0	2-3-5	1	2	2	0	0	3
J.3	Loyola Marymount						DNP-Inj.						
J.6	Texas Tech		22	2-7	1-5	0-0	0-2-2	2	1	2	1	2	5
J.8	San Diego	S	20	1-5	1-4	0-0	1-5-6	2	2	1	1	0	3
J.11	at Air Force*	S	17	0-1	0-1	2-2	0-3-3	1	1	0	0	1	2
J.18	Utah*	S	35	1-5	0-2	2-2	2-5-7	1	2	1	0	1	4
J.20	Brigham Young*	S	14	0-0	0-0	0-0	0-1-1	1	1	2	0	0	0
J.25	at New Mexico*		8	1-2	0-0	0-0	0-0-0	1	1	0	0	0	2
F.1	Colorado State*	S	26	1-11	1-7	2-2	3-1-4	2	2	0	0	0	5
F.3	Wyoming*		6	0-0	0-0	0-1	0-3-3	2	1	0	0	0	0
F.11	UNLV*		13	1-3	1-2	0-0	1-2-3	1	0	1	1	0	3
F.15	at Utah*	S	7	1-1	1-1	0-0	0-2-2	1	0	0	1	0	3
F.17	at Brigham Young*		10	0-2	0-1	0-0	2-2-4	3	1	0	0	0	0
F.22	Air Force*	S	14	1-2	1-1	0-0	0-3-3	2	1	2	0	0	3
F.24	New Mexico*	S	8	1-2	0-1	0-0	1-1-2	1	0	2	0	0	2
M.1	at Wyoming*		4	0-0	0-0	0-0	0-0-0	1	0	0	0	0	0
M.3	at Colorado State*						DNP-Inj.						
M.8	at UNLV*						DNP-Inj.						
M.13	at UNLV^						DNP-Inj.						
M.19	UC Santa Barbara^						DNP-Inj.						
M.21	at Texas Tech^												

\* - Indicates Mountain West Conference game. ^ - Indicates MWC tournament. - - NIT. S - Indicates started game.

## ► Hanour Career Statistics

Year	G-GS	Min.-Avg.	FG-FGA	Pct.	3P-3PA	Pct.	FT-FTA	Pct.	OR	DR	Reb	Avg.	PF-D	AT	TO	BS	ST	Pts.	Avg.
00-01	20-0	175-8.8	19-56	.339	5-27	.185	18-20	.900	5	23	28	1.4	9-0	12	17	3	5	61	3.1
02-03	18-8	278-15.4	18-62	.290	11-38	.289	9-14	.643	14	41	55	3.1	27-0	18	17	6	4	56	3.1
<b>Totals</b>	<b>38-8</b>	<b>453-11.9</b>	<b>37-118</b>	<b>.314</b>	<b>16-65</b>	<b>.246</b>	<b>27-34</b>	<b>.794</b>	<b>19</b>	<b>64</b>	<b>83</b>	<b>2.2</b>	<b>36-0</b>	<b>30</b>	<b>34</b>	<b>9</b>	<b>9</b>	<b>117</b>	<b>3.1</b>

## Season/Career Highs

## Points

Career 18 vs. UC San Diego, 12-2-02  
18 at Portland, 11-27-02

## Rebounds

Career 4 vs. San Diego, 1-8-03  
4 vs. UC San Diego, 12-2-02  
4 at Portland, 11-27-02

## Assists

Career 3 at Colorado State, 3-3-03  
3 vs. New Mexico, 2-24-03

## Field Goals

Career 6 vs. UC San Diego, 12-2-02

## Field Goals Attempted

Career 12 at Portland, 11-27-02

## Three-Point Field Goals

Career 6 vs. UC San Diego, 12-2-02

## Three-Point Field Goals Attempted

Career 10 vs. UC San Diego, 12-2-02

## Free Throws

Career 4 at Portland, 11-27-02

## Free Throws Attempted

Career 4 at Portland, 11-27-02

## Steals


Career 2 vs. IPFW, 12-30-02

## Blocked Shots

Career none

## Minutes Played

Career 31 at Portland, 11-27-02



## 11 • STEVE SIR

Guard • 6-6 • 201 • Fr.-RS

Minnetonka, Minn. (Cretin Derham Hall High)

**MWC Rankings: 9th in three-point field goals made, 9th in three-point field goal percentage.** Connected on 14 of his last 22 attempts (63.6 percent) from bonus distance in his last seven games... Prior to this stretch, he was in a 2-for-15 (13.3 percent) slump from three-point range which covered six games... Scored 52 points in his last seven games (7.4 ppg) after scoring three points in the previous five games combined... Made all three of his three-point field goal attempts en route to nine points and a career-high tying three assists at Colorado State (3-3-03)... Scored 17 points, going 3-for-4 from bonus distance at Wyoming (3-1-03)... Went 3-for-3 from three-point range with nine points, three assists and two rebounds in 18 minutes vs. New Mexico (2-24-03)... Scored six points on two treys against the Falcons in 13 minutes of action... Despite struggling from the field, the freshman did contribute three rebounds in 26 minutes of action at New Mexico (1-25-03), his second highest playing total of his career... Although his college career has consisted of just 29 games, his shooting skills are already the stuff of legend... A redshirt freshman, Sir's shooting skills reached near legendary status last season through his practice shooting... At the first team workout this season he connected on 99-of-100 free throws... Earlier this season, he capped a two-and-a-half hour practice by making 23 consecutive three-point field goals (he had to make 10 straight to keep the team from running)... He capped another practice last month by making 42 straight free throws... Before the season started, Sir tried to make 300 three-pointers outside of practice... Regularly the first person on the court and nearly always is the last one to leave... Connected on two treys en route to six points against Brigham Young (1-20-03)... Made two treys in five attempts ending the game with eight points at Air Force (1-11-03)... Had a great game against USD (1-8-03) when he connected on 3-of-6 three-point attempts en route to a nine-point, career-high tying four rebound and career-high tying two assist performance in 19 minutes of action... Broke out of a two-game shooting slump by connecting on 2-of-5 three-point field goals for six points in 18 minutes against IPFW (12-30-02)... Added two assists and two rebounds in that contest and his 18 minutes... Made multiple treys in the first five games of the season and 15 times this season... Has at least one three-point field goal in 20-of-29 games this season... Has connected on 46-of-112 three-point field goals (41.1 percent) and on 17 of his 20 free-throw attempts this season... 46 of his 51 made field goals and 112 of his 124 attempts are from behind the arc... Has committed just 28 turnovers in 431 minutes of action and is averaging one foul per 21.6 minutes of court time... Has a three-point field goal-to-turnover ratio of 1.64-to-1... Averaging 15.3 points per 40 minutes.

## 2002-03 Game-By-Game Statistics

Date	Opponent	S	MP	FG-FGA	3FG-FGA	FT-FTA	REB	PF	A	TO	BK	S	TP
N.23	Eastern Washington	S	21	2-8	2-6	3-3	1-0-1	0	1	2	0	1	9
N.27	at Portland	S	31	5-12	4-9	4-4	0-4-4	3	2	0	0	0	18
N.30	at Cal Poly	S	18	3-6	3-6	0-0	0-0-0	2	1	1	0	0	9
D.2	UC San Diego	S	25	6-10	6-10	0-0	1-3-4	0	1	3	0	0	18
D.7	Arizona	S	18	2-7	2-7	0-0	0-1-1	1	0	1	0	1	6
D.10	at Long Beach State	S	12	1-4	0-2	0-0	0-1-1	0	2	3	0	0	2
D.14	Hawaii		9	2-2	1-1	0-0	0-1-1	1	1	0	0	1	5
D.21	at Houston		11	1-6	1-6	0-0	0-1-1	1	1	0	0	0	3
D.28	Florida Atlantic		10	0-3	0-3	0-0	0-1-1	1	1	0	0	0	0
D.30	IPFW		18	2-5	2-5	0-0	0-2-2	0	2	1	0	2	6
J.3	Loyola Marymount		8	0-1	0-1	2-2	0-0-0	0	1	0	0	0	2
J.6	Texas Tech		12	2-3	2-3	0-0	0-0-0	0	1	1	0	0	6
J.8	San Diego		19	3-6	3-6	0-1	0-4-4	3	2	0	0	0	9
J.11	at Air Force*		24	3-6	2-5	0-0	0-0-0	1	1	3	0	0	8
J.18	Utah*		7	0-2	0-2	0-0	0-1-1	0	0	0	0	0	0
J.20	Brigham Young*		17	2-3	2-3	0-0	1-0-1	1	0	3	0	0	6
J.25	at New Mexico*	S	26	1-7	1-7	0-0	0-3-3	0	0	0	0	0	3
F.1	Colorado State*		7	0-2	0-2	0-0	0-0-0	1	0	1	0	0	0
F.3	Wyoming*		3	1-2	1-2	0-0	0-0-0	0	0	0	0	0	3
F.11	UNLV*		11	0-3	0-3	0-0	0-0-0	1	1	1	0	0	0
F.15	at Utah*		9	0-1	0-1	0-0	1-0-1	1	0	0	0	0	0
F.17	at Brigham Young*		3	0-0	0-0	0-0	0-0-0	0	0	1	0	0	0
F.22	Air Force*		13	2-2	2-2	0-0	0-0-0	0	0	0	0	0	6
F.24	New Mexico*		18	3-3	3-3	0-0	0-2-2	0	3	1	0	0	9
M.1	at Wyoming*		22	3-5	3-4	8-10	0-2-2	1	1	1	0	1	17
M.3	at Colorado State*		18	3-3	3-3	0-0	2-0-2	0	3	0	0	1	9
M.8	at UNLV*		12	0-2	0-2	0-0	0-0-0	0	0	1	0	0	0
M.13	at UNLV^		10	2-4	1-2	0-0	0-0-0	1	1	1	0	0	5
M.19	UC Santa Barbara		19	2-6	2-6	0-0	0-1-1	1	1	3	0	0	6
M.21	at Texas Tech												

\* - Indicates Mountain West Conference game. ^ - Indicates MWC tournament. ^ - NIT. S - Indicates started game.

## ► Sir Career Statistics

Year	G-GS	Min.-Avg.	FG-FGA	Pct.	3P-3PA	Pct.	FT-FTA	Pct.	OR	DR	Reb	Avg.	PF-D	AT	TO	BS	ST	Pts.	Avg.
02-03	29-7	431-14.9	51-124	.411	46-112	.411	17-20	.850	6	27	33	1.1	20-0	27	28	0	7	165	5.7

**Season/Career Highs**

**Points**

Career 8 vs. Florida Atlantic, 12-28-02

**Rebounds**

Career 5 vs. UC San Diego, 12-2-02

**Assists**

Career 2 vs. Loyola Marymount, 1-3-03  
2 vs. UC San Diego, 12-2-02

**Field Goals**

Career 2 vs. Florida Atlantic, 12-28-02

**Field Goals Attempted**

Career 4 vs. Florida Atlantic, 12-28-02

**Three-Point Field Goals**

Career 2 vs. Florida Atlantic, 12-28-02

**Three-Point Field Goals Attempted**

Career 4 vs. Florida Atlantic, 12-28-02

**Free Throws**

Career 2 vs. UNLV, 2-11-03  
2 vs. Florida Atlantic, 12-28-02

**Free Throws Attempted**

Career 2 vs. UNLV, 2-11-03  
2 vs. Colorado State, 2-1-03  
2 vs. San Diego, 1-8-03  
2 vs. Florida Atlantic, 12-28-02

**Steals**


Career 1 at Brigham Young, 2-17-03  
1 vs. Wyoming, 2-3-03  
1 vs. Colorado State, 2-1-03  
1 vs. Loyola Marymount, 1-3-03  
1 at Long Beach State, 12-10-02  
1 at Cal Poly, 11-30-02  
1 vs. Eastern Wash., 11-23-02

**Blocked Shots**

Career none

**Minutes Played**

Career 20 vs. Colorado State, 2-1-03



# 15 • JOHN SHARPER

Guard • 6-0 • 190 • Fr.-HS

Oakland, Calif. (St. Mary's High)

A walk-on in name only, Sharper has come off the bench to play both guard positions... Recruited originally to back-up Moore at the point guard position, the true freshman has shown the ability to shoot the ball as well as the skill to play the two-guard spot... Has seven turnovers in the last 175 minutes of action covering 18 games... Has played in 18 games in which he has not turned the ball over... Just 11 turnovers in 229 minutes this season, one turnover every 20.8 minutes... Has played in 27-of-29 games this season, his only DNP's were - at Air Force (1-11-03) and Arizona (12-7-02)... 30 of his 36 field goal attempts this season are from three-point range, connecting on 16 total - including 14 three-pointers... Made a three in 11 of the last 20 games and in 13 of the last 24 games in which he has played... Had three points, one rebound, one assist and no turnovers in seven minutes vs. UC Santa Barbara (3-19-03)... Played well in 13 minutes of action against UNLV (2-11-03) although he did suffer just his second two-turnover game of the season... Scored five points in the contest against the Rebels... Played 13 or more minutes in four straight games from Jan. 25-Feb. 11, but has played no more than nine minutes in any of the last nine games... Played a career-high 20 minutes vs. Colorado State (2-1-03) and followed that up with 15 minutes, his second highest playing total, against Wyoming (2-3-03)... Played a career-high 20 minutes against Colorado State (2-1-03), where he had four points, three rebounds, one assist and no turnovers... Played 16 minutes against Loyola Marymount (1-3-03) and 14 minutes of action at New Mexico (1-25-03)... Had three points, two rebounds, one assist and no turnovers in 14 minutes against the Lobos... Made a three in his only attempt from the field in seven minutes against Utah (1-18-03)... Scored a point and added an assist with no turnovers in 13 minutes against San Diego (1-8-03)... He scored three points, added three rebounds, two assists and did not commit a turnover against the Lions... Had three points, two rebounds and one assist in 11 minutes against IPFW (12-30-02)... Connected on 2-of-4 attempts from three-point range in eight minutes of action against Florida Atlantic (12-28-02)... Contributed a three-pointer - his first career points - to SDSU's school-record barrage of 16 treys against UCSD (12-2-02).

## 2002-03 Game-By-Game Statistics

Date	Opponent	S	MP	FG-FGA	3FG-FGA	FT-FTA	REB	PF	A	TO	BK	S	TP
N.23	Eastern Washington		6	0-0	0-0	0-1	0-0-0	2	0	0	0	1	0
N.27	at Portland		6	0-0	0-0	0-0	0-2-2	1	0	1	0	0	0
N.30	at Cal Poly		6	0-0	0-0	0-0	0-0-0	0	1	0	0	1	0
D.2	UC San Diego		12	1-3	1-3	0-0	0-5-5	1	2	1	0	0	3
D.7	Arizona						Did Not Play - CD						
D.10	at Long Beach State		9	1-2	1-2	0-0	0-0-0	1	0	0	0	1	3
D.14	Hawaii		1	0-0	0-0	0-0	0-0-0	0	0	0	0	0	0
D.21	at Houston		5	0-0	0-0	0-0	0-0-0	0	0	0	0	0	0
D.28	Florida Atlantic		9	2-4	2-4	2-2	0-0-0	0	0	2	0	0	8
D.30	IPFW		11	1-2	1-2	0-0	1-1-2	2	1	0	0	0	3
J.3	Loyola Marymount		16	1-3	1-2	0-0	2-1-3	1	2	0	0	1	3
J.6	Texas Tech		11	1-2	1-1	0-0	0-1-1	1	0	1	0	0	3
J.8	San Diego		13	0-1	0-1	1-2	0-0-0	1	1	0	0	0	1
J.11	at Air Force*						Did Not Play - CD						
J.18	Utah*		7	1-1	1-1	0-0	0-0-0	1	0	0	0	0	3
J.20	Brigham Young*		9	1-2	0-1	0-0	0-1-1	1	1	1	0	0	2
J.25	at New Mexico*		14	1-1	1-1	0-1	0-2-2	0	1	0	0	0	3
F.1	Colorado State*		20	1-2	1-2	1-2	2-1-3	1	1	0	0	1	4
F.3	Wyoming*		15	1-3	0-2	0-0	0-1-1	0	2	0	0	1	2
F.11	UNLV*		13	1-3	1-2	2-2	0-0-0	0	1	2	0	0	5
F.15	at Utah*		6	0-0	0-0	0-0	0-0-0	2	0	1	0	0	0
F.17	at Brigham Young*		3	0-0	0-0	0-0	0-0-0	0	0	0	0	1	0
F.22	Air Force*		7	0-2	0-1	0-0	0-0-0	1	0	0	0	0	0
F.24	New Mexico*		2	0-0	0-0	0-0	0-0-0	0	0	0	0	0	0
M.1	at Wyoming*		3	0-0	0-0	0-0	0-0-0	0	0	0	0	0	0
M.3	at Colorado State*		8	1-1	1-1	0-0	0-1-1	2	1	1	0	0	3
M.8	at UNLV*		1	0-0	0-0	0-0	0-0-0	0	0	0	0	0	0
M.13	at UNLV^		9	1-2	1-2	0-0	0-0-0	2	1	1	0	0	3
M.19	UC Santa Barbara^		7	1-2	1-2	0-0	0-1-1	0	1	0	0	0	3
M.21	at Texas Tech												

\* - Indicates Mountain West Conference game. ^ - Indicates MWC tournament. - NIT. S - Indicates started game.

## ► Sharper Career Statistics

Year	G-GS	Min.-Avg.	FG-FGA	Pct.	3P-3PA	Pct.	FT-FTA	Pct.	OR	DR	Reb	Avg.	PF-D	AT	TO	BS	ST	Pts.	Avg.
02-03	27-0	229-8.5	16-36	.444	14-30	.467	6-10	.600	5	17	22	0.8	20-0	16	11	0	7	52	1.9

**Season/Career Highs****Points**

Career 6 vs. UC San Diego, 12-2-02

**Rebounds**Career 3 at Cal Poly, 11-30-02  
3 at Portland, 11-27-02**Assists**

Career 1 vs. Texas Tech, 1-6-03

**Field Goals**

Career 3 vs. UC San Diego, 12-2-02

**Field Goals Attempted**

Career 3 vs. UC San Diego, 12-2-02

**Three-Point Field Goals**

Career none

**Three-Point Field Goals Attempted**

Career none

**Free Throws**Career 1 vs. IPFW, 12-30-02  
1 vs. Florida Atlantic, 12-28-02  
1 vs. Eastern Wash., 11-23-02**Free Throws Attempted**


Career 3 vs. Florida Atlantic, 12-28-02

**Steals**Career 1 vs. Air Force, 2-22-03  
1 vs. Utah, 1-20-03  
1 at Cal Poly, 11-30-02  
1 at Portland, 11-27-02  
1 vs. Eastern Wash., 11-23-02**Blocked Shots**

Career 2 at Colorado State, 3-3-03

**Minutes Played**

Career 19 vs. UC San Diego, 12-2-02



# 20 • TRIMAINE DAVIS

Forward • 6-7 • 219 • Fr.-RS

Pittsburg, Calif. (Pittsburg High)

Played in 23 of the 29 games this season after sitting out the the San Diego (1-8-03), Air Force (1-11-03), at Utah (2-15-03), at Brigham Young (2-17-03) and at UNLV (3-8-03) games... Averaging 6.9 minutes per contest, the fourth-highest total on the team among freshmen (Evan Burns 550 minutes, Steve Sir 431 minutes, John Sharper 229, Trimaime Davis 158 minutes)... One of only four post players on the active roster joining Mike Mackell, Aerick Sanders and Chris Manker... Played at least 10 minutes in the first six games of the season and eight time in 23 games... Connected on 15-of-24 attempts from the field in the regular season (62.5 percent) after hitting all 15 of his field goal attempts during the exhibition games... Made the last five attempts from the field and has not missed a field goal attempt Dec. 30, 2002... Had three points and a rebound in 16 minutes against IPFW (12-30-02)... Scored three points and had a monster dunk in five minutes of action against Florida Atlantic (12-28-02)... Scored 10 points and pulled down three rebounds in games against UC San Diego and Arizona (30 minutes of action)... Went 3-for-3 from the field and scored six points in 19 minutes against UC San Diego (12-2-02)... Came off the bench to score four points in 11 minutes against top-ranked Arizona (12-7-02)... An enthusiastic player who was the Aztecs' biggest cheerleader on the bench while redshirting last season.

**2002-03 Game-By-Game Statistics**

Date	Opponent	S	MP	FG-FGA	3FG-FGA	FT-FTA	REB	PF	A	TO	BK	S	TP
N.23	Eastern Washington	12	1-1	0-0	0-0	1-2	0-1-1	2	0	0	0	1	3
N.27	at Portland	18	2-3	0-0	0-0	0-3	5	0	2	0	1	4	
N.30	at Cal Poly	13	0-3	0-0	0-0	1-2	3	0	0	0	0	1	0
D.2	UC San Diego	19	3-3	0-0	0-0	0-2	2	0	1	0	0	0	6
D.7	Arizona	11	2-5	0-0	0-0	1-0	3	0	0	0	0	0	4
D.10	at Long Beach State	10	0-0	0-0	0-0	0-2	1	0	0	0	0	0	0
D.14	Hawaii	2	0-0	0-0	0-0	0-0	0	0	0	0	0	0	0
D.21	at Houston	2	0-0	0-0	0-0	0-0	0	0	0	0	0	0	0
D.28	Florida Atlantic	5	1-2	0-0	1-3	0-2	1	0	0	0	0	0	3
D.30	IPFW	16	1-2	0-0	1-2	0-1	1	0	0	0	0	0	3
J.3	Loyola Marymount	4	0-0	0-0	0-0	0-0	0	0	0	0	0	0	0
J.6	Texas Tech	3	1-1	0-0	0-0	1-0	1	1	0	0	0	0	2
J.8	San Diego						DNP-CD						
J.11	at Air Force*						DNP-CD						
J.18	Utah*	1	0-0	0-0	0-0	0-0	0	0	0	0	0	0	0
J.20	Brigham Young*	4	1-1	0-0	0-0	0-0	2	0	0	0	0	1	2
J.25	at New Mexico*	2	0-0	0-0	0-0	0-1	1	0	0	0	0	0	0
F.1	Colorado State*	11	2-2	0-0	0-0	1-1	3	0	0	0	0	0	4
F.3	Wyoming*	6	0-0	0-0	0-0	0-0	2	0	1	0	0	0	0
F.11	UNLV*	8	0-0	0-0	0-0	0-1	1	0	0	0	0	0	0
F.15	at Utah*						DNP-CD						
F.17	at Brigham Young*						DNP-CD						
F.22	Air Force*	1	1-1	0-0	0-0	0-1	0	0	0	0	0	1	2
F.24	New Mexico*	1	0-0	0-0	0-0	0-1	0	0	0	0	0	0	0
M.1	at Wyoming*	1	0-0	0-0	0-0	0-0	0	0	0	0	0	0	0
M.3	at Colorado State*	7	0-0	0-0	0-0	0-1	5	0	0	0	2	0	0
M.8	at UNLV*						DNP-CD						
M.13	at UNLV^	1	0-0	0-0	0-0	0-0	0	0	0	0	0	0	0
M.19	UC Santa Barbara						DNP-CD						
M.21	at Texas Tech												

\* - Indicates Mountain West Conference game. ^ - Indicates MWC tournament. - NIT. S - Indicates started game.

**► Davis Career Statistics**

Year	G-GS	Min.-Avg.	FG-FGA	Pct.	3P-3PA	Pct.	FT-FTA	Pct.	OR	DR	Reb	Avg.	PF-D	AT	TO	BS	ST	Pts.	Avg.
02-03	23-0	158-6.9	15-24	.625	0-0	.00	3-7	.429	4	19	23	1.0	33-2	1	4	2	5	33	1.4

**Season/Career Highs**

**Points**

Career 31 vs. New Mexico, 2-24-03

**Rebounds**

Career 13 vs. New Mexico, 2-24-03

**Assists**

Career 5 vs. Wyoming, 2-3-03

**Field Goals**

Career 12 vs. New Mexico, 2-24-03

**Field Goals Attempted**

Career 15 vs. New Mexico, 2-24-03

**Three-Point Field Goals**

Career 4 vs. New Mexico, 2-24-03

**Three-Point Field Goals Attempted**

Career 6 vs. New Mexico, 2-24-03

**Free Throws**

Career 7 vs. Wyoming, 2-3-03  
7 vs. Florida Atlantic, 12-28-02

**Free Throws Attempted**

Career 8 vs. Wyoming, 2-3-03  
8 vs. Florida Atlantic, 12-28-02

**Steals**


Career 4 vs. Loyola Marymount, 1-3-03  
4 vs. Florida Atlantic, 12-28-02

**Blocked Shots**

Career 3 at Wyoming, 3-1-03  
3 vs. Loyola Marymount, 1-3-03

**Minutes Played**

Career 34 vs. UC Santa Barbara, 3-19-03  
34 vs. New Mexico, 2-24-03



# 21 • EVAN BURNS

Forward • 6-8 • 220 • Fr.-HS  
Inglewood, Calif. (Fairfax High)

**MWC Rankings: 7th in blocked shots, 11th in field goal percentage, 10th in steals, 12th in field goal percentage, 13th in defensive rebounding, 13th in rebounding.** He is coming of age quickly after the NCAA Initial Eligibility Waiver Committee declared his eligible to play on Dec. 5, two days before the Arizona game (12-7-02)... His averages per 40 minutes: 17.1 points, 9.2 rebounds, 2.0 assists, 2.2 steals, 1.7 blocks... Aztecs are 9-2 when he scores in double figures... Numbers in the last six games: 97 points (16.2 ppg), 44 rebounds (7.3 rpg), eight blocked shots and 38-of-64 (59.4 percent) from the field... Had the best game of his career with his second double-double vs. New Mexico (2-24-03)... Posted career-highs against the Lobos with 31 points, 13 rebounds in 34 minutes of action... In his trip to the Beehive State (at Utah (2-15-03) and at Brigham Young (2-17-03), he played 37 minutes with 11 points, 10 rebounds and two assists... Made his first career start against Wyoming (2-3-03) and responded with 17 points, eight rebounds, five assists, three steals and a blocked shot in 29 minutes... Overcame the flu to play 14 minutes against Colorado State (2-1-03), recording five points, four rebounds and two blocked shots... In 15 minutes at New Mexico, he scored seven points on 3-of-4 shooting from the floor, while adding three rebounds against the Lobos... In 15 minutes he posted five points and three rebounds against the Utes while in 22 minutes against the Cougars he had two points and four rebounds... Tallied 14 points, connecting on 6-of-7 attempts from the field and added five rebounds in 26 minutes at Air Force (1-11-03)... Had nine points and seven rebounds in 26 minutes in the game against San Diego (1-8-03)... Posted his first career double-double against Loyola Marymount (1-3-03)... Line vs. the Lions: 10 points, career-high 10 rebounds, three blocked shots and four steals in 22 minutes against the Lions... Recorded a blocked shot in his first five games, a streak that was snapped against IPFW, but he bounced back with three blocks against Loyola Marymount (1-3-03)... His four steals against FAU and LMU are the most in his brief career... Scored in double figures in six games... Foul trouble limited his minutes against IPFW (12-30-02)... Scored 10 points on 3-of-5 shooting from the floor and 3-of-3 from the free throw line in 11 minutes of action against the Mastodons... That effort followed the best game of his young career when he scored 21 points on 7-of-11 shooting and added four rebounds and four steals in 18 minutes against Florida Atlantic (12-28-02)... Made likely the most anticipated debut in Aztec basketball history against Arizona... Played 17 minutes and posted seven points, three rebounds and three assists against top-ranked Arizona... Scored his first points on a dunk off a 30-foot alley-oop pass from Deandre Moore in transition... Followed that up with a 10-point, four-rebound performance at Long Beach State (12-10-02)... An ankle sprain in the Texas Tech (1-6-03) game limited his productivity against the Red Raiders... Was unable to practice with the team until Oct. 30, when the NCAA received the initial eligibility waiver request from San Diego State.

## 2002-03 Game-By-Game Statistics

Date	Opponent	S	MP	FG-FGA	3FG-FGA	FT-FTA	REB	PF	A	TO	BK	S	TP
N.23	Eastern Washington				DNP-NCAA								
N.27	at Portland				DNP-NCAA								
N.30	at Cal Poly				DNP-NCAA								
D.2	UC San Diego				DNP-NCAA								
D.7	Arizona		17	3-6	1-3	0-0	1-2-3	3	3	2	1	0	7
D.10	at Long Beach State		22	2-9	0-2	6-7	2-2-4	3	1	1	1	2	10
D.14	Hawaii		14	0-4	0-0	0-0	0-3-3	2	0	1	1	2	0
D.21	at Houston		10	2-4	0-0	0-1	1-3-4	2	2	1	1	0	4
D.28	Florida Atlantic		18	7-11	0-0	7-8	4-0-4	3	0	4	1	4	21
D.30	IPFW		11	3-5	1-2	3-3	1-2-3	4	0	2	0	1	10
J.3	Loyola Marymount		22	5-7	0-1	0-0	5-5-10	4	0	2	3	4	10
J.6	Texas Tech		15	1-1	0-0	0-0	2-1-3	3	2	1	0	0	2
J.8	San Diego		26	3-5	0-0	3-4	2-5-7	3	0	1	1	1	9
J.11	at Air Force*		26	6-7	0-0	2-2	1-4-5	1	1	1	0	2	14
J.18	Utah*		15	2-7	1-2	0-0	1-2-3	4	0	1	0	1	5
J.20	Brigham Young*		22	1-6	0-2	0-0	1-3-4	4	0	0	0	0	2
J.25	at New Mexico*		15	3-4	1-2	0-0	0-3-3	4	1	1	1	0	7
F.1	Colorado State*		14	2-10	1-3	0-0	3-1-4	3	1	1	2	0	5
F.3	Wyoming*	S	29	4-9	2-4	7-8	3-5-8	3	5	3	1	3	17
F.11	UNLV*	S	22	1-5	0-2	0-0	1-3-4	3	3	3	1	1	2
F.15	at Utah*		13	2-4	1-2	0-0	1-3-4	4	1	3	1	1	5
F.17	at Brigham Young*		24	2-4	0-1	2-3	1-5-6	3	1	1	0	0	6
F.22	Air Force*		19	1-3	0-0	0-2	0-0-0	4	1	0	1	1	2
F.24	New Mexico*		34	12-15	4-6	3-3	4-9-13	3	0	0	2	1	31
M.1	at Wyoming*	S	31	6-10	0-1	0-3	1-3-4	4	1	1	3	2	12
M.3	at Colorado State*	S	29	5-9	0-2	2-2	2-4-6	3	1	2	1	1	12
M.8	at UNLV*	S	40	8-12	1-3	6-7	0-5-5	2	0	5	0	0	23
M.13	at UNLV^	S	28	3-11	0-4	1-3	3-4-7	4	1	3	0	1	7
M.19	UC Santa Barbara	S	34	4-7	0-1	4-4	1-8-9	1	3	5	2	2	12
M.21	at Texas Tech												

\* - Indicates Mountain West Conference game. ^ - Indicates MWC tournament. - NIT. S - Indicates started game.

## ► Burns Career Statistics

Year	G-GS	Min.-Avg.	FG-FGA	Pct.	3P-3PA	Pct.	FT-FTA	Pct.	OR	DR	Reb	Avg.	PF-D	AT	TO	BS	ST	Pts.	Avg.
02-03	25-7	550-22.0	88-175	.503	13-43	.302	46-60	.767	41	85	126	5.0	77-0	28	45	24	30	235	9.4

**Season/Career Highs**

**Points**

Season 9 at Wyoming, 3-1-03  
 9 vs. San Diego, 1-8-03  
 Career 9 at Wyoming, 3-1-03  
 9 vs. San Diego, 1-8-03  
 9 vs. Wyoming, 12-16-00

**Rebounds**

Season 5 vs. Arizona, 12-7-02  
 Career 5 vs. Arizona, 12-7-02  
 5 at California, 1-13-01  
 5 vs. Appalachian State, 11-24-00

**Assists**

Season 2 vs. Arizona, 12-7-02  
 Career 2 - four times

**Field Goals**

Season 3 vs. San Diego, 1-8-03  
 3 at Long Beach State, 12-10-02  
 Career 3 vs. San Diego, 1-8-03  
 3 at Long Beach State, 12-10-02  
 3 vs. Wyoming, 12-16-00

**Field Goals Attempted**

Season 8 vs. San Diego, 1-8-03  
 Career 8 vs. San Diego, 1-8-03  
 8 vs. Wyoming, 12-16-00

**Three-Point Field Goals**

Season 3 at Wyoming, 3-1-03  
 3 vs. San Diego, 1-8-03  
 Career 3 at Wyoming, 3-1-03  
 3 vs. San Diego, 1-8-03  
 3 vs. Wyoming, 12-16-00

**Three-Point Field Goals Attempted**

Season 7 vs. San Diego, 1-8-03  
 Career 8 vs. Wyoming, 12-16-00

**Free Throws**

Season 2 vs. IPFW, 12-30-02  
 Career 2 vs. IPFW, 12-30-02  
 2 vs. Eastern Wash., 12-19-00

**Free Throws Attempted**

Season 6 vs. IPFW, 12-30-02  
 Career 6 vs. IPFW, 12-30-02

**Steals**

Season 2 vs. San Diego, 1-8-03  
 Career 2 vs. San Diego, 1-8-03

**Blocked Shots**

Season 1 vs. Utah, 1-18-03  
 1 vs. San Diego, 1-8-03  
 1 vs. Loyola Marymount, 1-3-03  
 1 vs. IPFW, 12-30-02  
 1 vs. Arizona, 12-7-02  
 Career 1 - 10 times

**Minutes Played**

Season 22 vs. San Diego, 1-8-03  
 Career 31 vs. Wyoming, 12-16-00



# 22 • CHRIS MANKER

Center • 7-0 • 209 • So.-TR

West Des Moines, Iowa (Laguna Beach (Calif.) High/ Oregon State Univ.)

Played in 19 straight games after having to sit out per the NCAA's 4-2-4 transfer rule, prior to sitting out the contest against Air Force (2-22-03)... Played in 24 of last 25 games overall... After missing the game against the Falcons, he has played 44 minutes in the last five games... In 197 minutes of action this season he has 73 points and 30 rebounds... Connected on 16-of-45 attempts (35.6 percent) from three-point range... Connected on his first shot attempt as an Aztec, a three-point field goal from the right wing... Tied a career-high with nine points in 15 minutes of action at Wyoming (3-1-03)... Followed that up with a seven-point game in 14 minutes at Colorado State (3-3-03)... Scored six points in seven minutes at Utah (2-15-03) and followed that up with three points in eight minutes at Brigham Young (2-17-03)... Earlier this season he followed a season-low one minute of action against Brigham Young (1-20-03) he saw 12 minutes of action at New Mexico (1-25-03)... Played 11 minutes in the three games before playing 12 at New Mexico... Posted a six-point performance in eight minutes of action versus Utah (1-18-03)... Made his first start with the Aztecs and his third career start against San Diego (1-8-03)... Played a season-high 22 minutes against the Toreros with nine points, two rebounds and two steals... Had 13 minutes against Texas Tech (1-6-03), scoring four points and adding four rebounds against the Red Raiders... Connected on a three-point field goal in eight minutes of action against Loyola Marymount (1-3-03)... Saw 13 minutes of action against IPFW (12-30-02), the most since playing 13 minutes against Arizona... Had five points and four rebounds against the Mastodons... Played in his first contest at SDSU against Arizona (12-7-02) and responded with five points and career-tying highs with five rebounds and two assists in 13 minutes of action... Followed that performance up with an eight-point game at Long Beach State (12-10-02)... Added much needed depth to the post position for San Diego State... Twisted an ankle last month that kept from practicing for two weeks... Started practicing with the team again on Wednesday, Dec. 4, three days before playing against the top-ranked Wildcats... Reunited with high school teammate Travis Hanour after competing against him in the Pac-10 while at Oregon State and Hanour was at Arizona.

## 2002-03 Game-By-Game Statistics

Date	Opponent	S	MP	FG-FGA	3FG-FGA	FT-FTA	REB	PF	A	TO	BK	S	TP
N.23	Eastern Washington			DNP (NCAA 4-2-4 Transfer Rule)									
N.27	at Portland			DNP (NCAA 4-2-4 Transfer Rule)									
N.30	at Cal Poly			DNP (NCAA 4-2-4 Transfer Rule)									
D.2	UC San Diego			DNP (NCAA 4-2-4 Transfer Rule)									
D.7	Arizona		13	2-5	1-3	0-0	2-3-5	0	2	1	1	0	5
D.10	at Long Beach State		11	3-5	2-3	0-0	2-2-4	2	1	1	0	0	8
D.14	Hawaii		8	1-4	0-1	0-0	0-2-2	0	0	0	0	0	2
D.21	at Houston		11	0-1	0-0	0-0	1-0-1	1	0	1	0	0	0
D.28	Florida Atlantic		5	0-1	0-1	0-0	0-1-1	0	0	2	0	0	0
D.30	IPFW		13	1-4	1-2	2-6	2-2-4	2	0	3	1	0	5
J.3	Loyola Marymount		8	1-1	1-1	0-0	0-1-1	1	0	0	1	0	3
J.6	Texas Tech		13	2-5	0-2	0-1	2-2-4	2	0	1	0	0	4
J.8	San Diego	S	22	3-8	3-7	0-0	0-2-2	2	0	1	1	2	9
J.11	at Air Force*		2	0-0	0-0	0-0	0-0-0	1	0	0	0	0	0
J.18	Utah*		8	2-5	1-4	1-2	1-1-2	1	0	0	1	0	6
J.20	Brigham Young*		1	0-0	0-0	0-0	0-0-0	1	0	1	0	0	0
J.25	at New Mexico*		12	1-4	0-2	0-0	1-1-2	2	0	1	0	1	2
F.1	Colorado State*		4	0-0	0-0	0-0	0-0-0	0	0	0	0	0	0
F.3	Wyoming*		4	0-1	0-1	0-0	0-0-0	0	0	1	0	0	0
F.11	UNLV*		1	0-0	0-0	0-0	0-0-0	0	0	1	0	0	0
F.15	at Utah*		7	2-4	2-4	0-0	0-0-0	1	0	1	0	0	6
F.17	at Brigham Young*		8	1-5	1-3	0-0	0-0-0	1	0	0	0	0	3
F.22	Air Force*		2	0-0	0-0	0-0	0-0-0	0	0	0	0	0	0
F.24	New Mexico*			DNP (NCAA 4-2-4 Transfer Rule)									
M.1	at Wyoming*		15	3-4	3-4	0-0	0-0-0	2	0	1	0	0	9
M.3	at Colorado State*		14	3-5	1-3	0-0	0-0-0	3	1	0	0	0	7
M.8	at UNLV*		4	0-2	0-2	0-0	0-0-0	1	0	0	0	0	0
M.13	at UNLV^		7	1-3	0-2	0-0	0-0-0	1	0	0	0	0	2
M.19	UC Santa Barbara^		4	1-1	0-0	0-0	0-2-2	0	0	0	0	0	2
M.21	at Texas Tech^												

\* - Indicates Mountain West Conference game. ^ - Indicates MWC tournament. - NIT. S - Indicates started game.

## ► Manker Career Statistics

Year	G-GS	Min.-Avg.	FG-FGA	Pct.	3P-3PA	Pct.	FT-FTA	Pct.	OR	DR	Reb	Avg.	PF-D	AT	TO	BS	ST	Pts.	Avg.
00-01	21-3	252-12.0	12-42	.286	6-30	.200	3-5	.600	13	28	41	2.0	29-1	10	15	5	4	33	1.6
02-03	24-1	197-8.2	27-68	.397	16-45	.356	3-9	.333	11	19	30	1.2	24-0	4	16	5	3	73	3.0
<b>Totals</b>	<b>45-4</b>	<b>449-10.0</b>	<b>39-110</b>	<b>.355</b>	<b>22-75</b>	<b>.293</b>	<b>6-14</b>	<b>.429</b>	<b>24</b>	<b>47</b>	<b>71</b>	<b>1.6</b>	<b>53-1</b>	<b>14</b>	<b>31</b>	<b>10</b>	<b>7</b>	<b>106</b>	<b>2.4</b>

**Season/Career Highs**

**Points**

Season 22 vs. UNLV, 2-11-03  
 22 at Houston, 12-28-02  
 Career 22 vs. UNLV, 2-11-03  
 22 at Houston, 12-28-02

**Rebounds**

Season 9 at UNLV, 3-8-03  
 Career 9 at UNLV, 3-8-03  
 9 at Air Force, 2-4-02  
 9 at Utah, 1-14-02

**Assists**

Season 3 at New Mexico, 1-25-03  
 3 vs. Florida Atlantic, 12-28-02  
 Career 3 at New Mexico, 1-25-03  
 3 vs. Florida Atlantic, 12-28-02  
 3 vs. Brigham Young, 2-11-02

**Field Goals**

Season 9 vs. UNLV, 2-11-03  
 Career 9 vs. UNLV, 2-11-03

**Field Goals Attempted**

Season 20 at Utah, 2-15-03  
 Career 20 at Utah, 2-15-03

**Three-Point Field Goals**

Season none  
 Career none

**Three-Point Field Goals Attempted**

Season none  
 Career none

**Free Throws**

Season 8 vs. Brigham Young, 1-20-03  
 8 vs. Florida Atlantic, 12-28-02  
 Career 11 at New Mexico, 2-2-02  
 11 at Brigham Young, 1-12-02

**Free Throws Attempted**

Season 12 at Portland, 11-27-02  
 Career 13 at New Mexico, 2-2-02

**Steals**

Season 2 vs. Air Force, 2-22-03  
 2 vs. IPFW, 12-30-02  
 2 vs. Arizona, 12-7-02  
 2 at Cal Poly, 11-30-02  
 Career 3 vs. Air Force, 3-2-02

**Blocked Shots**

Season 1 at Colorado State, 3-3-03  
 1 at Wyoming, 3-1-03  
 1 vs. New Mexico, 2-24-03  
 1 at Brigham Young, 2-17-03  
 1 at New Mexico, 1-25-03  
 1 vs. Brigham Young, 1-20-03  
 1 vs. Hawaii, 12-14-02  
 Career 1 - 14 times

**Minutes Played**

Season 38 vs. UC Santa Barbara, 3-19-03  
 Career 38 vs. UC Santa Barbara, 3-19-03



# 30 • MIKE MACKELL

Center • 6-9 • 250 • Sr.-1L

Washington, D.C. (Eastern High/Porterville College)

**MWC Rankings: 3rd in offensive rebounding, 4th in field goal percentage, 8th in scoring, 17th in rebounding.** San Diego State's second leading scorer at 14.6 points per contest and second in rebounding at 4.6 per game... Scored in double figures in 28 of his last 31 games and 39 of his last 48 games... Had a 26-game double digit scoring streak, the third longest since 1981 and the longest of the Steve Fisher era, broken when he scored nine points at Wyoming (3-1-03)... Scored at least 15 points in the first 10 games of the season and 16 times in 29 games... Shot 50 percent or better from the field in 21 of his 29 games this season... More than half (67) of his 132 rebounds this season have come on the offensive glass... Numbers are improved this season in comparison to what was a very successful junior campaign at SDSU... This Year-Last Year: points per game 14.6-10.6, rebounds per game 4.6-4.4, field goal percentage 54.6-52.4, minutes per game 29.1-22.2... Had a great offensive performance, scoring 18 points and adding a career-high tying nine rebounds at UNLV (3-8-03)... Had 16 points on 7-of-9 shooting from the field against Air Force (2-22-03)... Team-high and career-high tying 22 points on 9-of-16 shooting against UNLV (2-11-03)... Had 17 points on 8-of-15 shooting against Wyoming (2-3-03)... Scored 15 points, all in the second half, and added seven rebounds against Colorado State (2-1-03)... Connected on 5-of-8 attempts from the floor and 8-of-10 from the free-throw line en route to 18 points and six rebounds vs. Brigham Young (1-20-03)... Made 5-of-9 attempts from the floor and had 13 points and five rebounds vs. Utah (1-18-03)... Made 5-of-7 field goals and scored 10 points in 32 minutes of action at Air Force (1-11-03)... Did not start against San Diego (1-8-03) marking the first time this season he has not been in the starting five... Came off the bench to score 15 points on 6-of-8 shooting from the field in 20 minutes of action... Scored 20 or more points in consecutive games for the first time in his career (22 at Houston and 20 vs. Florida Atlantic)... Scored a career best 22 points on 9-of-12 shooting from the field in the victory at Houston (12-21-02)... Followed that up with 20 points on 6-of-9 shooting from the floor against Florida Atlantic (12-28-02)... 26 double-digit scoring games this season and 43 in his career... Led the Aztecs in scoring seven times this season and 10 times in his career.

**2002-03 Game-By-Game Statistics**

Date	Opponent	S	MP	FG-FGA	3FG-FGA	FT-FTA	REB	PF	A	TO	BK	S	TP
N.23	Eastern Washington	S	28	7-11	0-0	5-6	3-3-6	5	0	1	0	0	19
N.27	at Portland	S	28	5-12	0-0	7-12	3-4-7	5	2	3	0	1	17
N.30	at Cal Poly	S	37	8-16	0-0	5-9	4-3-7	1	1	3	0	2	21
D.2	UC San Diego	S	27	5-7	0-0	5-8	4-4-8	0	1	2	0	0	15
D.7	Arizona	S	24	6-7	0-0	3-5	4-4-8	5	0	4	0	2	15
D.10	at Long Beach State	S	29	6-10	0-0	5-5	2-4-6	5	0	6	0	0	17
D.14	Hawaii	S	31	6-16	0-0	3-4	2-6-8	2	1	2	1	1	15
D.21	at Houston	S	27	9-13	0-0	4-4	3-0-3	2	0	4	0	0	22
D.28	Florida Atlantic	S	27	6-9	0-0	8-11	2-2-4	1	3	0	0	0	20
D.30	IPFW	S	23	4-7	0-0	3-4	2-2-4	1	0	2	0	2	11
J.3	Loyola Marymount	S	22	3-6	0-0	7-10	0-1-1	2	2	3	0	0	13
J.6	Texas Tech	S	24	5-11	0-0	1-1	2-1-3	3	1	4	0	0	11
J.8	San Diego	S	20	6-8	0-0	3-5	0-1-1	4	0	3	0	0	15
J.11	at Air Force*	S	32	5-7	0-0	0-0	2-0-2	2	1	3	0	0	10
J.18	Utah*	S	31	5-9	0-0	3-7	4-1-5	0	1	3	0	1	13
J.20	Brigham Young*	S	30	5-8	0-0	8-10	4-2-6	5	0	2	1	0	18
J.25	at New Mexico*	S	27	5-7	0-0	0-0	0-0-0	3	3	5	1	2	10
F.1	Colorado State*	S	32	6-13	0-0	3-5	4-3-7	4	1	4	0	0	15
F.3	Wyoming*	S	32	8-15	0-0	1-4	2-0-2	4	0	2	0	0	17
F.11	UNLV*	S	34	9-16	0-0	4-7	5-1-6	2	0	4	0	0	22
F.15	at Utah*	S	33	6-20	0-0	1-3	4-2-6	3	0	2	1	0	13
F.17	at Brigham Young*	S	34	5-9	0-0	4-6	0-2-2	1	1	5	0	0	14
F.22	Air Force*	S	27	7-9	0-0	2-2	2-2-4	3	1	2	0	2	16
F.24	New Mexico*	S	30	5-9	0-0	2-3	0-2-2	4	0	0	1	0	12
M.1	at Wyoming*	S	29	2-6	0-0	5-9	2-3-5	5	0	4	1	0	9
M.3	at Colorado State*	S	22	5-7	0-0	3-4	1-2-3	5	0	3	1	0	13
M.8	at UNLV*	S	37	6-11	0-0	6-7	4-5-9	3	0	4	0	0	18
M.13	at UNLV^	S	30	1-3	0-0	0-0	1-3-4	3	0	2	0	0	2
M.19	UC Santa Barbara	S	38	3-9	0-0	3-5	1-2-3	0	2	4	0	1	9
M.21	at Texas Tech												

\* - Indicates Mountain West Conference game. ^ - Indicates MWC tournament. - - NIT. S - Indicates started game.

► **Mackell Career Statistics**

Year	G-GS	Min.-Avg.	FG-FGA	Pct.	3P-3PA	Pct.	FT-FTA	Pct.	OR	DR	Reb	Avg.	PF-D	AT	TO	BS	ST	Pts.	Avg.
01-02	33-29	734-22.2	129-246	.524	0-0	.000	91-125	.728	72	73	145	4.4	111-9	16	55	7	16	349	10.6
02-03	29-28	845-29.1	159-291	.546	0-0	.000	104-156	.667	67	65	132	4.6	83-7	21	86	7	14	422	14.6
<b>Totals</b>	<b>62-57</b>	<b>1579-25.5</b>	<b>288-537</b>	<b>.536</b>	<b>0-0</b>	<b>.000</b>	<b>195-281</b>	<b>.694</b>	<b>139</b>	<b>138</b>	<b>277</b>	<b>4.5</b>	<b>194-16</b>	<b>37</b>	<b>141</b>	<b>14</b>	<b>30</b>	<b>771</b>	<b>12.4</b>

**Season/Career Highs**

**Points**

Season 3 vs. New Mexico, 2-24-03  
 3 vs. IPFW, 12-30-02  
 Career 3 vs. New Mexico, 2-24-03  
 3 vs. IPFW, 12-30-02  
 3 vs. Eastern Wash., 12-20-01

**Rebounds**

Season none  
 Career 2 vs. UCSD, 11-27-01

**Assists**

Season 2 vs. UC San Diego, 12-2-02  
 Career 2 vs. UC San Diego, 12-2-02

**Field Goals**

Season 1 vs. New Mexico, 2-24-03  
 1 vs. Loyola Marymount, 1-3-03  
 1 vs. IPFW, 12-30-02  
 Career 1 vs. New Mexico, 2-24-03  
 1 vs. Loyola Marymount, 1-3-03  
 1 vs. IPFW, 12-30-02  
 1 vs. Eastern Wash., 12-20-01

**Field Goals Attempted**

Season 2 vs. UC San Diego, 12-2-02  
 Career 4 vs. Eastern Wash., 12-20-01

**Three-Point Field Goals**

Season 1 vs. New Mexico, 2-24-03  
 1 vs. IPFW, 12-30-02  
 Career 1 vs. New Mexico, 2-24-03  
 1 vs. IPFW, 12-30-02  
 1 vs. Eastern Wash., 12-20-01

**Three-Point Field Goals Attempted**

Season 2 vs. UC San Diego, 12-2-02  
 Career 2 vs. UC San Diego, 12-2-02

**Free Throws**

Season none  
 Career none

**Free Throws Attempted**

Season none  
 Career none

**Steals**

Season 1 vs. UC San Diego, 12-2-02  
 Career 1 vs. UC San Diego, 12-2-02

**Blocked Shots**

Season none  
 Career none

**Minutes Played**

Season 9 vs. UC San Diego, 12-2-02  
 Career 9 vs. UC San Diego, 12-2-02



# 32 • BEN WARDROP

Guard • 6-2 • 198 • Jr.-SO  
 Anaheim, Calif. (Loara High)

Hard-working walk-on who has seen action in eight games this season... Has scored in three of his last five games in which he has played... Converted a breakaway lay-up against Loyola Marymount (1-3-03), marking the first time he has made a two-point shot in his career... Tied a career-high when he sank a three-point field goal against IPFW (12-30-02)... Played a career-high nine minutes dishing out a personal best two assists against UC San Diego (12-2-02)... Tied his career-high in scoring when he connected on a trey against New Mexico (2-24-03)... Fan favorite for his work ethic, as he is know to work out after practice... Scored the first points of collegiate career on a three-pointer against Eastern Washington last season... Played one minute in the game against Air Force (2-22-03).

**2002-03 Game-By-Game Statistics**

Date	Opponent	S	MP	FG-FGA	3FG-FGA	FT-FTA	REB	PF	A	TO	BK	S	TP
N.23	Eastern Washington				DNP-CD								
N.27	at Portland		0+	0-0	0-0	0-0	0-0-0	3	1	0	0	0	0
N.30	at Cal Poly				DNP-CD								
D.2	UC San Diego		9	0-2	0-2	0-0	0-0-0	2	2	0	0	1	0
D.7	Arizona				DNP-CD								
D.10	at Long Beach State				DNP-CD								
D.14	Hawaii				DNP-CD								
D.21	at Houston				DNP-CD								
D.28	Florida Atlantic		1	0-1	0-1	0-0	0-0-0	0	0	1	0	0	0
D.30	IPFW		1	1-1	1-1	0-0	0-0-0	0	1	0	0	0	3
J.3	Loyola Marymount		0+	1-1	0-0	0-0	0-0-0	0	0	0	0	0	2
J.6	Texas Tech				DNP-CD								
J.8	San Diego				DNP-CD								
J.11	at Air Force*				DNP-CD								
J.18	Utah*				DNP-CD								
J.20	Brigham Young*				DNP-CD								
J.25	at New Mexico*				DNP-CD								
F.1	Colorado State*				DNP-CD								
F.3	Wyoming*				DNP-CD								
F.11	UNLV*				DNP-CD								
F.15	at Utah*				DNP-CD								
F.17	at Brigham Young*				DNP-CD								
F.22	Air Force*		1	0-0	0-0	0-0	0-0-0	0	0	0	0	0	0
F.24	New Mexico*		1	1-1	1-1	0-0	0-0-0	0	0	1	0	0	3
M.1	at Wyoming*				DNP-CD								
M.3	at Colorado State*				DNP-CD								
M.8	at UNLV*				DNP-CD								
M.13	at UNLV^		1	0-0	0-0	0-0	0-0-0	0	0	0	0	0	0
M.19	UC Santa Barbara^				DNP-CD								
M.21	at Texas Tech												

\* - Indicates Mountain West Conference game. ^ - Indicates MWC tournament. - NIT. S - Indicates started game.

► **Wardrop Career Statistics**

Year	G-GS	Min.-Avg.	FG-FGA	Pct.	3P-3PA	Pct.	FT-FTA	Pct.	OR	DR	Reb	Avg.	PF-D	AT	TO	BS	ST	Pts. Avg.
00-01	8-0	13-1.6	0-4	.000	0-1	.000	0-0	.000	1	4	5	0.6	0-0	1	2	0	0	0 0.0
01-02	5-0	10-2.0	1-6	.167	1-1	1.000	0-0	.000	1	2	3	0.6	1-0	1	2	0	0	3 0.6
02-03	8-0	14-1.8	3-6	.500	2-5	.400	0-0	.000	0	0	0	0.0	5-0	4	2	0	1	8 1.0
<b>Totals</b>	<b>21-0</b>	<b>37-1.8</b>	<b>4-16</b>	<b>.250</b>	<b>3-7</b>	<b>.429</b>	<b>0-0</b>	<b>.000</b>	<b>2</b>	<b>6</b>	<b>8</b>	<b>0.4</b>	<b>6-0</b>	<b>6</b>	<b>6</b>	<b>0</b>	<b>1</b>	<b>11 0.5</b>

**Season/Career Highs**

**Points**

Season 14 vs. Wyoming, 2-3-03  
 Career 14 vs. Wyoming, 2-3-03

**Rebounds**

Season 14 vs. Wyoming, 2-3-03  
 14 at Houston, 12-21-02  
 Career 14 vs. Wyoming, 2-3-03  
 14 at Houston, 12-21-02

**Assists**

Season 4 at UNLV, 3-13-03  
 4 at Houston, 12-21-02  
 Career 4 at UNLV, 3-13-03  
 4 at Houston, 12-21-02

**Field Goals**

Season 7 vs. Wyoming, 2-3-03  
 Career 7 vs. Wyoming, 2-3-03

**Field Goals Attempted**

Season 10 vs. Wyoming, 2-3-03  
 Career 10 vs. Wyoming, 2-3-03

**Three-Point Field Goals**

Season none  
 Career none

**Three-Point Field Goals Attempted**

Season none  
 Career none

**Free Throws**

Season 6 vs. Loyola Marymount, 1-3-03  
 Career 6 vs. Loyola Marymount, 1-3-03

**Free Throws Attempted**

Season 6 vs. Loyola Marymount, 1-3-03  
 Career 6 vs. Loyola Marymount, 1-3-03

**Steals**

Season 3 at Houston, 12-21-02  
 Career 3 at Houston, 12-21-02

**Blocked Shots**

Season 4 vs. UC San Diego, 12-2-02  
 Career 4 - three times

**Minutes Played**

Season 40- vs. Eastern Wash., 11-23-02  
 Career 40- vs. Eastern Wash., 11-23-02



# 34 • AERICK SANDERS

Forward • 6-8 • 204 • Jr.-2L

Carson, Calif. (Gardena Serra High)

**MWC Rankings: 1st in offensive rebounding, 3rd in rebounding, 6th in defensive rebounding, 8th in blocked shots.** Named MWC Player of the Week on 2-10-03... The Aztecs starting power forward in all 29 games this season, Sanders is averaging 26.6 minutes per game... Has 10 or more rebounds in four of the last 14 games... Shot 50 percent or better from the field in 18 of the last 24 games... In the last 22 games he has connected on 58-of-112 field goal attempts (51.8 percent) after connecting on 13-of-31 (41.9 percent) to open the season... Posted his second career double-double with career-high 14 points and 14 rebounds vs. Wyoming (2-3-03)... Had a six-point, 10-rebound performance vs. Colorado State (2-1-03)... Posted a 5-for-6 shooting night en route to 10 points in 24 minutes at New Mexico (1-25-03)... Has reached double figures in scoring six times this season and eight times in his career... Had an 11-point, six rebound performance in 19 minutes against USD (1-8-03)... Has 31 assists in the last 23 games, that surpasses what he had in his entire freshman and sophomore seasons, combined... Had a string of 11 consecutive games with a blocked shot snapped at Houston (12-21-02)... Has 25 blocked shots in 29 games, increasing his career total to 69, good for seventh place in school history... His role has increased dramatically this season due to the departure of last season's first-team all-Mountain West Conference performer Randy Holcomb and the decision of junior Chris Walton to redshirt... Had a career game when he had 12 points and added career highs with 14 rebounds and four assists at Houston (12-21-02)... Posted a 12-rebound performance at Long Beach State (12-10-02)... Played a career-high and team-best 40 minutes in the opener against Eastern Washington, which was more than he played in any two games last season.

**SDSU Most Blocked Shots/Career**

Pl.	Name, Years	Blocked Shots	To Tie
1.	Leonard Allen, 1982-85	214	
2.	Michael Cage, 1981-84	118	
3.	Joe McNaull, 1991-93	114	
4.	Marcelo Correa, 1997-01	100	31
5.	Rodney Hawkins, 1987-88	77	8
6.	Eddy Gordon, 1980-83	71	2
7.	<b>Aerick Sanders, 2001-03</b> ◀	<b>69</b>	
8.	Marty Dow, 1990-91	68	

**2002-03 Game-By-Game Statistics**

Date	Opponent	S	MP	FG-FGA	3FG-FGA	FT-FTA	REB	PF	A	TO	BK	S	TP
N.23	Eastern Washington	S	40-	3-4	0-0	2-2	3-8-11	3	0	2	3	0	8
N.27	at Portland	S	19	2-5	0-0	1-2	2-0-2	5	1	1	1	1	5
N.30	at Cal Poly	S	28	0-4	0-0	0-0	3-6-9	5	0	3	1	1	0
D.2	UC San Diego	S	30	4-8	0-0	0-0	5-6-11	0	2	1	4	0	8
D.7	Arizona	S	29	2-7	0-0	3-4	4-7-11	5	0	2	2	1	7
D.10	at Long Beach State	S	24	1-1	0-0	2-2	4-8-12	4	1	3	1	0	4
D.14	Hawaii	S	31	1-2	0-0	0-0	2-7-9	2	3	1	1	0	2
D.21	at Houston	S	30	5-9	0-0	2-2	7-7-14	4	4	1	0	1	12
D.28	Florida Atlantic	S	25	3-4	0-0	1-3	4-7-11	4	2	2	0	3	7
D.30	IPFW	S	18	3-6	0-0	1-2	6-1-7	0	0	1	1	1	7
J.3	Loyola Marymount	S	33	2-4	0-0	6-6	3-6-9	3	2	1	0	0	10
J.6	Texas Tech	S	22	2-3	0-0	0-0	4-2-6	2	0	2	1	0	4
J.8	San Diego	S	19	4-4	0-0	3-4	4-2-6	5	1	1	0	0	11
J.11	at Air Force*	S	18	2-3	0-0	0-0	4-0-4	3	1	2	0	0	4
J.18	Utah*	S	26	2-4	0-0	2-2	1-2-3	4	1	2	0	0	6
J.20	Brigham Young*	S	25	0-3	0-0	1-2	1-10-11	4	1	4	3	1	1
J.25	at New Mexico*	S	24	5-6	0-0	0-0	2-2-4	3	0	3	1	1	10
F.1	Colorado State*	S	26	3-5	0-0	0-1	5-5-10	2	2	2	1	1	6
F.3	Wyoming*	S	36	7-10	0-0	0-0	6-8-14	4	2	1	2	1	14
F.11	UNLV*	S	33	3-9	0-0	2-2	9-2-11	4	1	2	1	0	8
F.15	at Utah*	S	28	1-2	0-0	2-4	1-4-5	4	1	0	0	1	4
F.17	at Brigham Young*	S	21	3-5	0-0	4-4	2-3-5	4	0	0	0	0	10
F.22	Air Force*	S	32	1-4	0-0	0-0	2-1-3	3	2	1	0	0	2
F.24	New Mexico*	S	24	0-4	0-0	2-2	3-2-5	5	2	1	0	0	2
M.1	at Wyoming*	S	18	2-3	0-0	2-4	2-4-6	4	1	0	0	0	6
M.3	at Colorado State*	S	23	2-4	0-0	2-2	4-3-7	5	0	3	0	0	6
M.8	at UNLV*	S	28	2-6	0-0	0-0	2-3-5	3	1	1	0	1	4
M.13	at UNLV^	S	35	4-10	0-0	1-1	3-5-8	4	4	1	2	3	9
M.19	UC Santa Barbara	S	27	2-4	0-0	0-0	3-1-4	4	1	0	0	0	4
M.21	at Texas Tech												

\* - Indicates Mountain West Conference game. ^ - Indicates MWC tournament. - - NIT. S - Indicates started game.

► **Sanders Career Statistics**

Year	G-GS	Min.-Avg.	FG-FGA	Pct.	3P-3PA	Pct.	FT-FTA	Pct.	OR	DR	Reb	Avg.	PF-D	AT	TO	BS	ST	Pts.	Avg.
00-01	16-0	264-16.5	25-46	.543	0-0	.000	10-23	.435	24	37	61	3.8	41-2	5	16	15	13	60	3.8
01-02	33-0	361-10.9	37-66	.561	0-0	.000	7-14	.500	36	66	102	3.1	70-2	6	19	29	16	81	2.5
02-03	29-29	772-26.6	71-143	.497	0-0	.000	39-51	.765	101	122	223	7.7	102-6	36	44	25	17	181	6.2
<b>Totals</b>	<b>78-29</b>	<b>1397-17.9</b>	<b>133-255</b>	<b>.522</b>	<b>0-0</b>	<b>.000</b>	<b>56-88</b>	<b>.636</b>	<b>161</b>	<b>225</b>	<b>386</b>	<b>4.9</b>	<b>213-10</b>	<b>47</b>	<b>79</b>	<b>69</b>	<b>46</b>	<b>322</b>	<b>4.1</b>

**Season/Career Highs****Points**

Career 2 vs. UC San Diego, 11-27-01

**Rebounds**

Career 2 vs. UC San Diego, 12-2-02

**Assists**Career 1 vs. IPFW, 12-30-02  
1 vs. Florida Atlantic, 12-28-02  
1 at Portland, 11-27-02**Field Goals**

Career none

**Field Goals Attempted**Career 1 vs. IPFW, 12-30-02  
1 vs. UC San Diego, 12-2-02  
1 at Portland, 11-27-02**Three-Point Field Goals**

Career none

**Three-Point Field Goals Attempted**

Career none

**Free Throws**

Career 2 vs. UC San Diego, 12-2-02

**Free Throws Attempted**

Career 3 vs. UC San Diego, 12-2-02

**Steals**

Career none

**Blocked Shots**

Career none

**Minutes Played**

Career 9 at Portland, 11-27-02



# 40 • MARKEE WHITE

Forward • 6-7 • 190 • Fr.-RS

Long Beach, Calif. (Long Beach Poly High)

Walk-on redshirt freshman who saw action in the first four games and five games total this season... Played in six games this season... Played valuable time down the stretch in the center position at Portland (11-27-02) after four Aztec players fouled out... Recorded his first career points on a pair of free throws against UC San Diego (12-2-02).

**2002-03 Game-By-Game Statistics**

Date	Opponent	S	MP	FG-FGA	3FG-FGA	FT-FTA	REB	PF	A	TO	BK	S	TP
N.23	Eastern Washington	1	0-0	0-0	0-0	0-0	0-0-0	0	0	0	0	0	0
N.27	at Portland	9	0-1	0-0	0-0	0-2	1-0-1	2	1	0	0	0	0
N.30	at Cal Poly	1	0-0	0-0	0-0	0-0	0-0-0	0	0	0	0	0	0
D.2	UC San Diego	7	0-1	0-0	0-0	2-3	1-1-2	0	0	2	0	0	2
D.7	Arizona						DNP-CD						
D.10	at Long Beach State						DNP-CD						
D.14	Hawaii						DNP-CD						
D.21	at Houston						DNP-CD						
D.28	Florida Atlantic	2	0-1	0-0	0-0	0-0	0-0-0	1	1	0	0	0	0
D.30	IPFW	2	0-1	0-0	0-0	0-0	0-0-0	0	1	0	0	0	0
J.3	Loyola Marymount						DNP-CD						
J.6	Texas Tech						DNP-CD						
J.8	San Diego						DNP-CD						
J.11	at Air Force*						DNP-CD						
J.18	Utah*						DNP-CD						
J.20	Brigham Young*						DNP-CD						
J.25	at New Mexico*						DNP-CD						
F.1	Colorado State*						DNP-CD						
F.3	Wyoming*						DNP-CD						
F.11	UNLV*						DNP-CD						
F.15	at Utah*						DNP-CD						
F.17	at Brigham Young*						DNP-CD						
F.22	Air Force*						DNP-CD						
F.24	New Mexico*						DNP-CD						
M.1	at Wyoming*						DNP-CD						
M.3	at Colorado State*						DNP-CD						
M.8	at UNLV*						DNP-CD						
M.13	at UNLV^						DNP-CD						
M.19	UC Santa Barbara^						DNP-CD						
M.21	at Texas Tech						DNP-CD						

\* - Indicates Mountain West Conference game. ^ - Indicates MWC tournament. - NIT. S - Indicates started game.

**► White Career Statistics**

Year	G-GS	Min.-Avg.	FG-FGA	Pct.	3P-3PA	Pct.	FT-FTA	Pct.	OR	DR	Reb	Avg.	PF-D	AT	TO	BS	ST	Pts.	Avg.
02-03	6-0	22-3.7	0-4	.000	0-0	.000	2-5	.400	2	1	3	0.5	3-0	3	2	0	0	2	0.3

0	<b>Tommy Johnson</b> <i>Guard, 6-4, 185, So.-1L</i> <i>Los Angeles, Calif. (Crenshaw High)</i>	<p>PPG 5.4 2.5 1.8 39.6 33.3 75.0</p> <p>02-03 3.6 2.0 1.2 41.5 54.5 87.5</p> <p>MWC</p> <p>Career Highs: <u>Points</u>: 13 - two times <u>Rebounds</u>: 7 vs. IPFW (12-30-02) <u>Assists</u>: 5 at Cal Poly (11-30-02)</p>	<p>Only freshman to see action last season... Played in 27-of-29 games this season and has made seven starts... Averaging 16.7 minutes per game this season... Shooting 44.6 percent from the field inside the arc, 33.3 percent from behind the line... 10+ points in last two games and has 23 points in 46 mins over that time... Matched CH with 3 steals vs. Air Force.</p>
1	<b>Deandre Moore</b> <i>Guard, 5-10, 191, Sr.-2L</i> <i>Compton, Calif. (Compton High/Vanderbilt)</i>	<p>PPG 8.2 3.6 3.9 41.7 37.3 66.0</p> <p>02-03 8.6 3.8 3.4 41.6 39.2 59.3</p> <p>MWC</p> <p>Career Highs: <u>Points</u>: 20 vs. Okla. St. (12-30-00) <u>Rebounds</u>: 10 vs. Wyo. (3-1-03) <u>Assists</u>: 11 - two times</p>	<p>SDSU career ranks: 6th in assists (331), 6th in minutes (2,430), 7th in three-point field goals (81), 8th in steals (114) and 10th in three-point field goal percentage (34.6)... Made 23 of his last 62 attempts (37.1 pct) from three-point range... Ranks 2nd in the MWC in assists (3.9)... 9.6 points, 3.4 rebounds, 3.3 assists in second turn through MWC schedule... Averaging career-high 29.9 mpg.</p>
4	<b>Tony Bland</b> <i>Guard, 6-5, 201, Sr.-1L</i> <i>Los Angeles, Calif. (Westchester High/Syracuse)</i>	<p>PPG 16.7 3.5 3.4 46.9 28.6 65.9</p> <p>02-03 17.9 3.4 2.9 52.9 33.3 70.7</p> <p>MWC</p> <p>Career Highs: <u>Points</u>: 33 vs. Houston (1-29-02) <u>Rebounds</u>: 8 - four times <u>Assists</u>: 9 vs. Norfolk St. (11-21-01)</p>	<p>In MWC Top 5 in three categories... Scored 1,000th career point vs. FAU and 1,000th SDSU point vs. UCSCB... Scored 10 or more points in 54 of his 62 games while at San Diego State... Made 147 of last 294 FGs (50.0 pct.) after starting 30-for-83 (36.1 pct.)... Has led SDSU in scoring 27 times during his career... Recorded his 17th 20+ scoring game with 25 pts at CSU on March 3.</p>
5	<b>Travis Hanour</b> <i>Guard, 6-7, 198, So.-TR</i> <i>Laguna Beach, Calif. (Laguna Beach/Univ. of Ariz.)</i>	<p>PPG 3.1 3.1 1.0 29.0 28.9 64.3</p> <p>02-03 2.0 2.7 0.8 24.1 25.0 85.7</p> <p>MWC</p> <p>Career Highs: <u>Points</u>: 11 - two times <u>Rebounds</u>: 7 vs. Utah (1-18-03) <u>Assists</u>: 3 vs. Wash. St. (2-10-01)</p>	<p>Sat out first six games per NCAA 4-2-4 transfer rule... Started eight games this season (first starts of his career)... Had a career-high seven rebounds vs. Utah... Has a trey in nine of last 17 games... Three or more rebounds in 11-of-18 games... Played a season-low four mins. at Wyoming (3-1) and DNP last four games.</p>
11	<b>Steve Sir</b> <i>Guard, 6-6, 201, Fr.-RS</i> <i>Minnetonka, Minn. (Cretin Derham Hall High)</i>	<p>PPG 5.7 1.1 0.9 41.1 41.1 85.0</p> <p>02-03 4.4 0.9 0.6 43.9 43.6 80.0</p> <p>MWC</p> <p>Career Highs: <u>Points</u>: 18 - two times <u>Rebounds</u>: 4 - three times <u>Assists</u>: 3 - two times</p>	<p>A gifted long-range shooter... Started seven games this season after sitting out last season as a redshirt... 46 of his 51 field goals and 112 of his 124 attempts are from three-point range... 14 games with multiple treys... Made 14-of-22 three-pointers in last seven games after going 2-for-15 in previous six games... Ended a two-and-a-half hour practice earlier this season by making 23 consecutive treys.</p>
15	<b>John Sharper</b> <i>Guard, 6-0, 190, Fr.-HS</i> <i>Oakland, Calif. (St. Mary's High)</i>	<p>PPG 1.9 0.8 0.6 44.4 46.7 60.0</p> <p>02-03 1.7 0.6 0.5 46.7 45.5 60.0</p> <p>MWC</p> <p>Career Highs: <u>Points</u>: 8 vs. Fla. Atlantic (12-28-02) <u>Rebounds</u>: 5 vs. UCSD (12-2-02) <u>Assists</u>: 2 - two times</p>	<p>A walk-on in name only, Sharper was recruited to be the back-up point guard but has shown he can also play the two-guard position... Has 7 TOs in his last 175 minutes of action... Played in 18 games in which he has not committed a turnover... Arizona and first AFA are only games he has not played in... Made 14-30 3FGs (46.7 pct)... Turnover breakdown by game: 2 games with 2, 7 games with 1, 18 games with 0.</p>
20	<b>Trimaine Davis</b> <i>Forward, 6-7, 219, Fr.-RS</i> <i>Pittsburg, Calif. (Pittsburg High)</i>	<p>PPG 1.4 1.0 0.1 62.5 0.0 42.9</p> <p>02-03 0.8 0.7 0.0 100.0 0.0 0.0</p> <p>MWC</p> <p>Career Highs: <u>Points</u>: 6 vs. UCSD (12-2-02) <u>Rebounds</u>: 3 - two times <u>Assists</u>: 1 vs. Texas Tech (1-6-03)</p>	<p>An energetic redshirt freshman who plays the post position for San Diego State... Has 33 points and 23 rebounds in 158 minutes of action this season... Connected on 12 of his last 17 attempts from the floor (70.6 percent)... Made all 15 of his FGA in two exhibition games and all four FGA in MWC play... Played 10+ minutes in eight of his 23 games... On receiving end of alley-oop in home win over AFA.</p>
21	<b>Evan Burns</b> <i>Forward, 6-8, 220, Fr.-HS</i> <i>Inglewood, Calif. (Fairfax High)</i>	<p>PPG 9.4 5.0 1.1 50.3 30.2 76.7</p> <p>02-03 10.2 4.9 1.1 52.4 36.7 73.3</p> <p>MWC</p> <p>Career Highs: <u>Points</u>: 31 vs. UNM (2-24-03) <u>Rebounds</u>: 13 vs. UNM (2-24-03) <u>Assists</u>: 5 vs. Wyoming (2-3-03)</p>	<p>SDSU's first McDonald's All-American and eighth to play for Fisher... NCAA Initial Eligibility Waiver Committee ruled on Dec. 5th that SDSU's waiver was accepted and he was a qualifier... Double figures in 11 games, including 5-of-6... Second double-double vs. UNM w/ CH 31 pts. &amp; CH 13 rebs... Last 6 games: 16.2 ppg, 7.3 rebs, 59.4 FG%... Averages per 40 mins: 17.1 pts, 9.2 rebs, 2.3 asts, 2.2 sts, 1.7 blks.</p>
22	<b>Chris Manker</b> <i>Center, 7-0, 209, So.-TR</i> <i>W. Des Moines, Iowa. (Laguna Beach High/Oregon State Univ.)</i>	<p>PPG 3.0 1.2 0.2 39.7 35.6 33.3</p> <p>02-03 2.5 0.3 0.1 40.0 34.8 50.0</p> <p>MWC</p> <p>Career Highs: <u>Points</u>: 9 - three times <u>Rebounds</u>: 5 - three times <u>Assists</u>: 2 - four times</p>	<p>Transfer from Oregon State who became eligible to play Dec. 7... The Aztecs' tallest player at 7-0, Manker possesses great hands, the ability to run the floor and shoot the three... 73 pts. and 30 rebs. in 197 mins... Made 16-of-45 (35.6 pct) from three-point range... Made first SDSU start against USD... 16 points, 4-7 3FGs in 29 mins on Wyo-CSU trip after 17 points and 49 mins in previous 10 games.</p>
30	<b>Mike Mackell</b> <i>Center, 6-9, 250, Sr.-1L</i> <i>Washington, D.C. (Eastern High/Porterville JC)</i>	<p>PPG 14.6 4.6 0.7 54.6 0.0 66.7</p> <p>02-03 14.3 4.2 0.6 54.1 0.0 62.7</p> <p>MWC</p> <p>Career Highs: <u>Points</u>: 22 - two times <u>Rebounds</u>: 9 - three times <u>Assists</u>: 3 - two times</p>	<p>Named is pronounced muh-KAY-ul (as in Kevin McHale)... Has 43 double-digit scoring games, including 28-of-31... Held to single-digits in two straight and 3-of-5... Numbers are up this year over last: points 14.6 from 10.6; rebounds 4.6 from 4.4; minutes 29.1 from 22.2... Has 15+ points in 16-of-29 games this season... Shot 50 percent or better from the field in 21-of-29 games this season.</p>
34	<b>Aerick Sanders</b> <i>Forward, 6-8, 198, So.-1L</i> <i>Carson, Calif. (Gardena Serra High)</i>	<p>PPG 6.2 7.7 1.2 49.7 0.0 76.5</p> <p>02-03 5.9 6.6 1.1 48.5 0.0 73.9</p> <p>MWC</p> <p>Career Highs: <u>Points</u>: 14 vs. Wyoming (2-3-03) <u>Rebounds</u>: 14 - two times <u>Assists</u>: 4 - two times</p>	<p>Named MWC Player of the Week on Feb. 11... Third in the MWC in rebounding (7.7)... Has nine or more boards in 12-of-29 games this year after one in first two seasons... Has 69 career blocked shots to rank 7th in school history in the category... Shot 50 percent or better from the field in 18 of last 24 games... Made 58 of last 112 FGA (51.8 pct).</p>
40	<b>Markee White</b> <i>Forward, 6-7, 190, Fr.-RS</i> <i>Long Beach, Calif. (Long Beach Poly High)</i>	<p>PPG 0.3 0.5 0.5 0.0 0.0 40.0</p> <p>02-03</p> <p>MWC</p> <p>Career Highs: <u>Points</u>: 2 vs. UCSD (12-2-02) <u>Rebounds</u>: 2 vs. UCSD (12-2-02) <u>Assists</u>: 1 at Portland (11-27-02)</p>	<p>Walk-on redshirt freshman that played in the first four games... Played 18 minutes in the first four games and has seen action in the first half of several contests this season... Two of his three rebounds came on the offensive glass... Six games and 22 minutes of action this season.</p>

## Coach Steve Fisher

Assistant Head Coach: Brian Dutcher

Assistant Coaches: Marvin Menzies, Gregg Gottlieb


- 12th full season overall: 240-144
- 4th season at SDSU: 56-62
- 1989 NCAA Championship
- Appeared in national championship game three times ('89, '92, '93)
- 8 NCAA Tournament Appearances

- 4th in Active NCAA Tournament winning percentage (ahead of Tubby Smith, Roy Williams, Steve Lavin, Bob Knight and Rick Majerus)
- One of 11 active coaches to win an NCAA national championship (Calhoun, Fisher, Harrick, Izzo, Knight, Krzyzewski, Massimino, Olson, Pitino, T. Smith, G. Williams)



# Broadcast Roster

SAN DIEGO STATE UNIVERSITY BASKETBALL



# 0  
TOMMY JOHNSON

Guard  
6-4, 185, Sophomore-1L  
Los Angeles, Calif.  
Crenshaw High


PPG: 5.4 RPG: 2.5 APG: 1.8  
FG%: 39.6 3FG: 33.3 FT%: 75.0



# 1  
DEANDRE MOORE

Guard  
5-10, 191, Senior-2L  
Compton, Calif.  
Compton High/  
Vanderbilt Univ.

PPG: 8.2 RPG: 3.6 APG: 3.9  
FG%: 41.7 3FG: 37.3 FT%: 66.0



# 4  
TONY BLAND

Guard  
6-5, 201, Senior-1L  
Los Angeles, Calif.  
Westchester High/  
Syracuse Univ.


PPG: 16.7 RPG: 3.5 APG: 3.4  
FG%: 46.9 3FG: 28.6 FT%: 65.9



# 5  
TRAVIS HANOUR

Guard  
6-7, 198, Sophomore-TR  
Laguna Beach, Calif.  
Laguna Beach High/  
Univ. of Arizona


PPG: 3.1 RPG: 3.1 APG: 1.0  
FG%: 29.0 3FG: 28.9 FT%: 64.3



# 11  
STEVE SIR

Guard  
6-6, 201, Freshman-RS  
Minnetonka, Minn.  
Cretin Derham Hall High


PPG: 5.7 RPG: 1.1 APG: 0.9  
FG%: 41.1 3FG: 41.1 FT%: 85.0



# 15  
JOHN SHARPER

Guard  
6-0, 190, Freshman-HS  
Oakland, Calif.  
St. Mary's High

PPG: 1.9 RPG: 0.8 APG: 0.6  
FG%: 44.4 3FG: 46.7 FT%: 60.0



# 20  
TRIMAIME DAVIS

Forward  
6-7, 219, Freshman-RS  
Pittsburg, Calif.  
Pittsburg High

PPG: 1.4 RPG: 1.0 APG: 0.1  
FG%: 62.5 3FG: -- FT%: 42.9



# 21  
EVAN BURNS

Forward  
6-8, 220, Freshman-HS  
Inglewood, Calif.  
Fairfax High


PPG: 9.4 RPG: 5.0 APG: 1.1  
FG%: 50.3 3FG: 30.2 FT%: 76.7



# 22  
CHRIS MANKER

Center  
7-0, 209, So.-TR  
West Des Moines, Iowa  
Laguna Beach (Calif.)  
High/Oregon State Univ.


PPG: 3.0 RPG: 1.2 APG: 0.2  
FG%: 39.7 3FG: 35.6 FT%: 33.3



# 30  
MIKE MACKELL

Center  
6-9, 250, Senior-1L  
Washington, D.C.  
Eastern High/  
Porterville JC

PPG: 14.6 RPG: 4.6 APG: 0.7  
FG%: 54.6 3FG: -- FT%: 66.7



# 32  
BEN WARDROP

Guard  
6-2, 189, Junior-SQ  
Anaheim, Calif.  
Loara High


PPG: 1.0 RPG: 0.0 APG: 0.5  
FG%: 50.0 3FG: 40.0 FT%: --



# 34  
AERICK SANDERS

Forward  
6-8, 204, Junior-2L  
Carson, Calif.  
Gardena Serra High

PPG: 6.2 RPG: 7.7 APG: 1.2  
FG%: 49.7 3FG: -- FT%: 76.5



# 40  
MARKEE WHITE

Forward  
6-7, 190, Freshman-RS  
Long Beach, Calif.  
Long Beach Poly High

PPG: 0.3 RPG: 0.5 APG: 0.5  
FG%: 0.0 3FG: -- FT%: 40.0



Head Coach  
STEVE FISHER

- - 12th full season as head coach • 240-144
- - 4th year at San Diego State • 56-62
- - 1989 NCAA champion
- - 3 NCAA Championship game appearances
- - 8 NCAA Tournament appearances
- - 4th in Active NCAA Tournament winning percentage (ahead of Tubby Smith, Roy Williams, Jim Calhoun, Steve Lavin and Rick Majerus)

# SAN DIEGO STATE ROSTER

## 2002-03 Alphabetical Roster

No.	Name	Pos.	Ht.	Wt.	Yr.	Exp.	Most Recent Div. I Season			Hometown (High School/Previous School)
							PPG	RPG	APG	
4	Tony Bland	G	6-5	201	Sr.	1L	15.7	4.0	3.4	Los Angeles, Calif. (Westchester High/Syracuse Univ.)
21	Evan Burns	F	6-8	220	Fr.	HS	---	---	---	Los Angeles, Calif. (Fairfax High)
20	Trimaine Davis	F	6-7	219	Fr.	RS	---	---	---	Bay Point, Calif. (Pittsburg High)
5	Travis Hanour ^	G	6-7	198	So.	TR	3.1	1.4	0.6	Laguna Beach, Calif. (Laguna Beach High/Univ. of Arizona)
0	Tommy Johnson	G	6-4	185	So.	1L	1.5	0.9	0.4	Los Angeles, Calif. (Crenshaw High)
30	Mike Mackell	C	6-9	250	Sr.	1L	10.6	4.4	0.5	Washington, D.C. (Eastern High/Porterville JC)
22	Chris Manker ^	C	7-0	209	So.	TR	1.6	2.0	0.5	West Des Moines, Iowa (Laguna Beach (Calif.) High/Oregon State Univ.)
1	Deandre Moore	G	5-10	191	Sr.	2L	3.6	1.9	2.8	Compton, Calif. (Compton High/Vanderbilt Univ.)
34	Aerick Sanders	F	6-8	204	Jr.	2L	2.5	3.1	0.2	Carson, Calif. (Gardena Serra High)
15	John Sharper *	G	6-0	190	Fr.	HS	---	---	---	Oakland, Calif. (St. Mary's High)
11	Steve Sir	G	6-6	201	Fr.	RS	---	---	---	Minnetonka, Minn. (Cretin Derham Hall High)
12	Andre Torres *	G	5-9	170	Jr.	SQ	0.0	0.0	0.2	Chula Vista, Calif. (Eastlake High)
32	Ben Wardrop *	G	6-2	189	Jr.	SQ	0.6	0.6	0.2	Anaheim, Calif. (Loara High)
40	Markee White *	F	6-7	190	Fr.	RS	---	---	---	Long Beach, Calif. (Long Beach Poly High)

## 2002-03 Numerical Roster

No.	Name	Pos.	Ht.	Wt.	Yr.	Exp.	Most Recent Div. I Season			Hometown (High School/Previous School)
							PPG	RPG	APG	
0	Tommy Johnson	G	6-4	185	So.	1L	1.5	0.9	0.4	Los Angeles, Calif. (Crenshaw High)
1	Deandre Moore	G	5-10	191	Sr.	2L	3.6	1.9	2.8	Compton, Calif. (Compton High/Vanderbilt Univ.)
4	Tony Bland	G	6-5	201	Sr.	1L	15.7	4.0	3.4	Los Angeles, Calif. (Westchester High/Syracuse Univ.)
5	Travis Hanour ^	G	6-7	198	So.	TR	3.1	1.4	0.6	Laguna Beach, Calif. (Laguna Beach High/Univ. of Arizona)
11	Steve Sir	G	6-6	201	Fr.	RS	---	---	---	Minnetonka, Minn. (Cretin Derham Hall High)
12	Andre Torres *	G	5-9	170	Jr.	SQ	0.0	0.0	0.2	Chula Vista, Calif. (Eastlake High)
15	John Sharper *	G	6-0	190	Fr.	HS	---	---	---	Oakland, Calif. (St. Mary's High)
20	Trimaine Davis	F	6-7	219	Fr.	RS	---	---	---	Bay Point, Calif. (Pittsburg High)
21	Evan Burns	F	6-8	220	Fr.	HS	---	---	---	Los Angeles, Calif. (Fairfax High)
22	Chris Manker ^	C	7-0	209	So.	TR	1.6	2.0	0.5	West Des Moines, Iowa (Laguna Beach (Calif.) High/Oregon State Univ.)
30	Mike Mackell	C	6-9	250	Sr.	1L	10.6	4.4	0.5	Washington, D.C. (Eastern High/Porterville JC)
32	Ben Wardrop *	G	6-2	189	Jr.	SQ	0.6	0.6	0.2	Anaheim, Calif. (Loara High)
34	Aerick Sanders	F	6-8	204	Jr.	2L	2.5	3.1	0.2	Carson, Calif. (Gardena Serra High)
40	Markee White *	F	6-7	190	Fr.	RS	---	---	---	Long Beach, Calif. (Long Beach Poly High)

**Head Coach:** Steve Fisher (Illinois State, 1967)

**Assistant Head Coach:** Brian Dutcher (Minnesota, 1982)

**Assistant Coaches:** Marvin Menzies (UCLA, 1986), Gregg Gottlieb (UCLA, 1995)

**Director of Operations:** Mark Fisher (Michigan, 2001)

**Athletic Trainer:** Mark Haines (Metropolitan State College, 1987)

Year refers to basketball eligibility for the 2002-03 season. \* - Indicates Walk-on. ^ - Eligible for competition in December, 2002

## Redshirts

No.	Name	Pos.	Ht.	Wt.	Yr.*	Exp.	Hometown (High School/Previous School)			
	Wesley Stokes	G	6-0	175	Jr.	TR	Long Beach, Calif. (Poly High/Univ. of Missouri)			
3	Chris Walton	F	6-9	227	Jr.	2L	San Diego, Calif. (Univ. of San Diego High)			

\* - Refers to athletic class for the 2003-04 season.

# SAN DIEGO STATE UNIVERSITY

Record: 16-13 (Home: 11-6, Away: 5-7, Neutral: 0-0)  
 Mountain West Conference: 6-8 (Home: 4-3, Away: 2-5)

San Diego State High										
Date	NR	Opponent	SDSU Result	W-L	Record	MWC	Scorer	Rebounder	Assists	Attendance
Nov. 23		EASTERN WASHINGTON	L 70-75	L1	0-1		Mackell-19	Sanders-11	Johnson/Moore-4	6,183
Nov. 27		at Portland	L 86-91	L2	0-2		Sir-18	Bland-8	Moore-7	947
Nov. 30		at Cal Poly	W 65-62	W1	1-2		Bland/Mackell-21	Sanders-9	Moore-6	2,859
Dec. 2		UC SAN DIEGO	W 87-57	W2	2-2		Bland/Sir-18	Sanders-11	Moore-8	4,401
Dec. 7	1/1	ARIZONA	L 81-89	L1	2-3		Bland/Moore-16	Sanders-11	Moore-8	(c) 12,414
Dec. 10		at Long Beach State	W 64-55	W1	3-3		Mackell-17	Sanders-12	Bland-4	2,542
Dec. 14		HAWAII	W 60-49	W2	4-3		Bland-19	Sanders-9	Moore-5	6,138
Dec. 21		at Houston (D)	W 71-61	W3	5-3		Mackell-22	Sanders-14	Bland-6	3,444
Dec. 28		FLORIDA ATLANTIC	W 91-75	W4	6-3		Burns-21	Sanders-11	Bland-8	5,566
Dec. 30		IPFW	W 74-58	W5	7-3		Mackell-11	Johnson/Sanders-7	Moore-7	5,094
Jan. 3		LOYOLA MARYMOUNT	W 79-69	W6	8-3		Bland-29	Burns-10	three with-3	5,269
Jan. 6	23/21	TEXAS TECH	L 63-75	L1	8-4		Bland-13	Sanders-6	Bland/Johnson-3	(c) 12,414
Jan. 8		SAN DIEGO	W 78-72	W1	9-4		Bland-17	Burns-7	Bland-8	8,078
Jan. 11		*at Air Force (D)	W 63-48	W2	10-4	1-0	Burns-14	Moore-8	Moore-4	3,131
Jan. 18		*UTAH (D)	W 58-56	W3	11-4	2-0	Bland/Mackell-13	Moore-9	Moore-3	7,102
Jan. 20		*BRIGHAM YOUNG	L 69-80	L1	11-5	2-1	Bland-25	Sanders-11	Moore-4	8,497
Jan. 25		*at New Mexico	L 62-66	L2	11-6	2-2	Bland-14	Sanders-4	Johnson-4	15,003
Feb. 1		*COLORADO STATE	L 69-72	L3	11-7	2-3	Bland-19	Sanders-10	Moore-3	8,554
Feb. 3		*WYOMING	W 80-70	W1	12-7	3-3	Bland-18	Sanders-14	Burns/Moore-5	6,184
Feb. 11		*UNLV	L 64-79	L1	12-8	3-4	Mackell-22	Sanders-11	Bland-5	7,575
Feb. 15		*at Utah	L 62-76	L2	12-9	3-5	Bland-16	Mackell-6	Johnson/Moore-3	11,762
Feb. 17		*at Brigham Young	L 64-66	L3	12-10	3-6	Moore-16	Bland-7	Bland-4	10,665
Feb. 22		*AIR FORCE	W 67-53	W1	13-10	4-6	Bland-28	Mackell-4	Bland-4	6,950
Feb. 24		*NEW MEXICO	W 89-73	W2	14-10	5-6	Burns-31	Burns-13	Moore-7	6,117
Mar. 1		*at Wyoming (D)	W 86-73	W3	15-10	6-6	Bland-19	Moore-10	Moore-5	12,863
Mar. 3		*at Colorado State	L 89-102	L1	15-11	6-7	Bland-25	Sanders-7	Bland-4	3,752
Mar. 8		*at UNLV	L 72-83	L2	15-12	6-8	Burns-23	Mackell-9	Bland-3	12,420
Mar. 13		^at (4) UNLV (QF)	L 67-83	L3	15-13		Bland-17	Sanders-8	Bland-5	10,921
Mar. 19		~UC SANTA BARBARA (FR)	W-ot 67-62	W1	16-13		Bland-17	Burns/Moore-9	Burns-3	5,390
Mar. 21		~at Texas Tech (SR)								

Caps denotes home game. \* - Indicates Mountain West Conference Game. ^ - Mountain West Conference Championship (Las Vegas, Nev.). ~ - 2003 Owens Corning National Invitation Tournament. Two-letter abbreviation indicates round, number to left of team indicates seed. Opp. NR - Indicates San Diego State's opponent national rankings in the Associated Press and ESPN/USA Today coaches polls at gametime. :00 - Time remaining in the final ten seconds when winning team scored final points to break a tie or win the game. D - Indicates day game. c - Indicates capacity.

## Record/Attendance Summary

	G	W-L	Total	Average	High
Home	17	11-6	121,926	7,172	12,414 vs. Arizona (Dec. 7) and vs. Texas Tech (Jan. 6)
Mountain West	7	4-3	50,979	7,283	8,554 vs. Colorado State (Feb. 1)
Away	12	5-7	90,309	7,526	15,003 at New Mexico (Jan. 25)
Mountain West	7	2-5	69,596	9,942	15,003 at New Mexico (Jan. 25)
Neutral					
Total	29	16-13	212,235	7,318	15,003 at New Mexico (Jan. 25)
Mountain West	14	6-8	120,575	8,613	15,003 at New Mexico (Jan. 25)

## Win/Loss Margin

	1	2	3	4	5	6	7	8	9	10	11	12	13	14	15	16	17	18	19	20	21	22	23	24	25	30
Win		1	1		1	1			1	3	1		1	1	1	3										1
Loss		1	1	1	2			1			2	1	1	1	1	1										

# SAN DIEGO STATE UNIVERSITY

Record: 16-13 (Home: 11-6, Away: 5-7, Neutral: 0-0)

No.	Player	GP	GS	Min	TOTAL		3-PTS		FT-FTA		REBOUNDS		PF	FO	A	TO	Blk	Stl	Pts	Avg			
					FG	FGA	Pct	3FG	3FGA	Pct	Off	Def									Tot	Avg	
04	BLAND, Tony	29	29	1009	34.8	177-377	.469	20-70	.286	110-167	.659	28	73	101	3.5	35	1	99	62	10	32	484	16.7
30	MACKELL, Mike	29	28	845	29.1	159-291	.546	0-0	.000	104-156	.667	67	65	132	4.6	83	7	21	86	7	14	422	14.6
21	BURNS, Evan	25	7	550	22.0	88-175	.503	13-43	.302	46-60	.767	41	85	126	5.0	77	0	28	45	24	30	235	9.4
01	MOORE, Deandre	29	29	867	29.9	83-199	.417	38-102	.373	35-53	.660	20	84	104	3.6	88	5	114	68	1	43	239	8.2
34	SANDERS, Aerick	29	29	772	26.6	71-143	.497	0-0	.000	39-51	.765	101	122	223	7.7	102	6	36	44	25	17	181	6.2
11	SIR, Steve	29	7	431	14.9	51-124	.411	46-112	.411	17-20	.850	6	27	33	1.1	20	0	27	28	0	7	165	5.7
00	JOHNSON, Tommy	27	7	452	16.7	53-134	.396	20-60	.333	21-28	.750	18	50	68	2.5	48	0	49	41	3	19	147	5.4
05	HANOUR, Travis	18	8	278	15.4	18-62	.290	11-38	.289	9-14	.643	14	41	55	3.1	27	0	18	17	6	4	56	3.1
22	MANKER, Chris	24	1	197	8.2	27-68	.397	16-45	.356	3-9	.333	11	19	30	1.2	24	0	4	16	5	3	73	3.0
15	SHARPER, John	27	0	229	8.5	16-36	.444	14-30	.467	6-10	.600	5	17	22	0.8	20	0	16	11	0	7	52	1.9
20	DAVIS, Trimaine	23	0	158	6.9	15-24	.625	0-0	.000	3-7	.429	4	19	23	1.0	33	2	1	4	2	5	33	1.4
32	WARDROP, Ben	8	0	14	1.8	3-6	.500	2-5	.400	0-0	.000	0	0	0	0.0	5	0	4	2	0	1	8	1.0
40	WHITE, Markee	6	0	22	3.7	0-4	.000	0-0	.000	2-5	.400	2	1	3	0.5	3	0	3	2	0	0	2	0.3
12	TORRES, Andre	1	0	1	1.0	0-0	.000	0-0	.000	0-0	.000	0	0	0	0.0	1	0	0	0	0	1	0	0.0
TEAM											55	37	92	3.2	0							6	
<b>TOTAL</b>		<b>29</b>				<b>761-1643</b>	<b>.463</b>	<b>180-505</b>	<b>.356</b>	<b>395-580</b>	<b>.681</b>	<b>372</b>	<b>640</b>	<b>1012</b>	<b>34.9</b>	<b>566</b>	<b>21</b>	<b>420</b>	<b>432</b>	<b>83</b>	<b>183</b>	<b>2097</b>	<b>72.3</b>
<b>OPPONENTS</b>		<b>29</b>				<b>693-1547</b>	<b>.448</b>	<b>197-538</b>	<b>.366</b>	<b>447-610</b>	<b>.733</b>	<b>282</b>	<b>585</b>	<b>867</b>	<b>29.9</b>	<b>559</b>	<b>-</b>	<b>418</b>	<b>411</b>	<b>98</b>	<b>216</b>	<b>2030</b>	<b>70.0</b>

SCORE BY PERIODS:	1st	2nd	OT	Total
SAN DIEGO STATE	989	1,095	13	- 2,097
OPPONENTS	992	1,030	8	- 2,030

Mountain West Record: 6-8 (Home: 4-3, Away: 2-5)

No.	Player	GP	GS	Min	TOTAL		3-PTS		FT-FTA		REBOUNDS		PF	FO	A	TO	Blk	Stl	Pts	Avg			
					FG	FGA	Pct	3FG	3FGA	Pct	Off	Def									Tot	Avg	
04	BLAND, Tony	14	14	514	36.7	92-174	.529	8-24	.333	58-82	.707	10	37	47	3.4	18	0	40	32	3	16	250	17.9
30	MACKELL, Mike	14	14	430	30.7	79-146	.541	0-0	.000	42-67	.627	34	25	59	4.2	44	3	8	43	6	5	200	14.3
21	BURNS, Evan	14	5	333	23.8	55-105	.524	11-30	.367	22-30	.733	19	50	69	4.9	45	0	16	22	13	13	143	10.2
01	MOORE, Deandre	14	14	404	28.9	42-101	.416	20-51	.392	16-27	.593	8	45	53	3.8	46	4	47	24	1	21	120	8.6
34	SANDERS, Aerick	14	14	362	25.9	33-68	.485	0-0	.000	17-23	.739	44	49	93	6.6	52	2	15	22	8	6	83	5.9
11	SIR, Steve	14	1	190	13.6	18-41	.439	17-39	.436	8-10	.800	4	8	12	0.9	6	0	9	12	0	2	61	4.4
00	JOHNSON, Tommy	13	1	171	13.2	17-41	.415	6-11	.545	7-8	.875	9	17	26	2.0	17	0	16	17	1	8	47	3.6
22	MANKER, Chris	13	0	82	6.3	12-30	.400	8-23	.348	1-2	.500	2	2	4	0.3	13	0	1	6	1	1	33	2.5
05	HANOUR, Travis	12	7	162	13.5	7-29	.241	4-16	.250	6-7	.857	9	23	32	2.7	17	0	10	8	2	2	24	2.0
15	SHARPER, John	13	0	108	8.3	7-15	.467	5-11	.455	3-5	.600	2	6	8	0.6	8	0	7	5	0	3	22	1.7
32	WARDROP, Ben	2	0	2	1.0	1-1	1.000	1-1	1.000	0-0	.000	0	0	0	0.0	0	0	0	1	0	0	3	1.5
20	DAVIS, Trimaine	10	0	42	4.2	4-4	1.000	0-0	.000	0-0	.000	1	6	7	0.7	14	1	0	1	2	2	8	0.8
TEAM											28	19	47	3.4	0							3	
<b>TOTAL</b>		<b>14</b>				<b>367-755</b>	<b>.486</b>	<b>80-206</b>	<b>.388</b>	<b>180-261</b>	<b>.690</b>	<b>170</b>	<b>287</b>	<b>457</b>	<b>32.6</b>	<b>280</b>	<b>10</b>	<b>169</b>	<b>196</b>	<b>37</b>	<b>79</b>	<b>994</b>	<b>71.0</b>
<b>OPPONENTS</b>		<b>14</b>				<b>329-695</b>	<b>.473</b>	<b>110-273</b>	<b>.403</b>	<b>229-302</b>	<b>.758</b>	<b>115</b>	<b>254</b>	<b>369</b>	<b>26.4</b>	<b>258</b>	<b>-</b>	<b>206</b>	<b>173</b>	<b>51</b>	<b>89</b>	<b>997</b>	<b>71.2</b>

SCORE BY PERIODS:	1st	2nd	OT	Total
SAN DIEGO STATE	470	524		- 994
OPPONENTS	507	490		- 997

# SAN DIEGO STATE UNIVERSITY

## 2002-03 Game-By-Game Results

Opponent	Site/Date	FG-FGA	Pct	3P-3PA	Pct	FT-FTA	Pct	Off-Def	Tot	PF	AT	TO	BS	ST	1st-2nd	Pts
at SDSU	H	24-54	.444	4-18	.222	18-23	.783	11-19	30	20	11	13	3	4	33-37	70
Eastern Washington	11/23	24-52	.462	8-14	.571	19-28	.679	10-20	30	21	17	10	5	7	31-44	75
SDSU	A	26-62	.419	10-24	.417	24-36	.667	13-27	40	36	22	21	1	5	37-49	86
at Portland	11/27	24-54	.444	5-18	.278	38-53	.717	9-25	34	30	18	15	8	9	34-57	91
SDSU	A	22-63	.349	6-15	.400	15-22	.682	19-24	43	16	15	12	3	8	34-31	65
at Cal Poly	11/30	21-56	.375	8-22	.364	12-15	.800	12-26	38	19	10	15	3	9	36-26	62
at SDSU	H	32-66	.485	16-33	.485	7-11	.636	14-30	44	8	23	14	4	3	47-40	87
UC San Diego	12/2	23-58	.397	7-30	.233	4-7	.571	7-20	27	14	14	15	0	9	24-33	57
at SDSU	H	32-73	.438	8-25	.320	9-13	.692	18-23	41	25	18	18	4	9	35-46	81
No. 1/1 Arizona	12/7	30-67	.448	7-24	.292	22-30	.733	15-25	40	17	18	14	4	9	44-45	89
SDSU	A	22-49	.449	6-15	.400	14-18	.778	12-26	38	20	12	20	2	5	31-33	64
at Long Beach State	12/10	18-53	.340	4-18	.222	15-23	.652	13-17	30	17	10	13	2	10	26-29	55
at SDSU	H	22-49	.449	3-7	.429	13-19	.684	4-24	28	17	13	12	4	9	22-38	60
Hawai'i	12/14	17-50	.340	6-15	.400	9-13	.692	11-27	38	19	13	21	2	2	22-27	49
SDSU	A	26-61	.426	6-22	.273	13-19	.684	19-21	40	15	16	14	1	8	28-43	71
at Houston	12/21	25-57	.439	5-14	.357	6-9	.667	12-21	33	19	11	16	4	4	30-31	61
at SDSU	H	31-66	.470	5-22	.227	24-39	.615	15-24	39	20	23	17	2	15	51-40	91
Florida Atlantic	12/28	27-58	.466	8-21	.381	13-19	.684	9-24	33	31	11	26	0	7	41-34	75
at SDSU	H	27-58	.466	9-23	.391	11-19	.579	15-26	41	15	19	18	3	10	45-29	74
IPFW	12/30	21-57	.368	5-19	.263	11-17	.647	13-17	30	16	13	17	3	11	21-37	58
at SDSU	H	26-55	.473	2-12	.167	25-30	.833	12-20	32	17	16	9	5	7	35-44	79
Loyola Marymount	1/3	26-55	.473	4-9	.444	13-15	.867	9-19	28	23	13	14	3	6	39-30	69
at SDSU	H	27-60	.450	7-22	.318	2-6	.333	14-17	31	20	14	24	2	5	42-33	75
No.23/21 Tx. Tech	1/6	29-61	.475	1-5	.200	16-19	.842	14-22	36	14	16	18	6	16	38-25	63
at SDSU	H	26-53	.491	8-21	.381	18-32	.563	12-26	38	23	18	14	4	3	29-49	78
San Diego	1/8	24-61	.393	9-27	.333	15-28	.536	17-20	37	29	13	13	4	8	22-50	72
SDSU	A	23-40	.575	5-11	.455	12-12	1.000	9-20	29	14	12	14	0	6	34-29	63
at Air Force	1/11	15-39	.385	7-26	.269	11-14	.786	5-8	13	15	11	8	1	4	29-19	48
at SDSU	H	21-50	.420	5-13	.385	11-19	.579	12-26	38	18	9	14	1	3	29-29	58
Utah	1/18	18-51	.353	6-23	.261	14-18	.778	7-23	30	21	13	9	3	8	28-28	56
at SDSU	H	23-49	.469	7-16	.438	16-22	.727	13-21	34	26	9	19	5	2	31-38	69
Brigham Young	1/20	22-45	.489	10-17	.588	26-34	.765	6-19	25	23	14	11	1	10	41-39	80
SDSU	A	27-49	.551	4-15	.267	4-5	.800	5-19	24	21	14	16	4	8	30-32	62
at New Mexico	1/25	19-42	.452	9-21	.429	19-24	.792	7-18	25	12	12	15	1	8	37-29	66
at SDSU	H	27-69	.391	6-24	.250	9-15	.600	22-18	40	20	11	12	3	9	31-38	69
Colorado State	2/1	25-52	.481	4-16	.250	18-21	.857	9-21	30	19	16	15	11	2	37-35	72
at SDSU	H	31-62	.500	5-12	.417	13-21	.619	14-25	39	21	19	11	3	8	41-39	80
Wyoming	2/3	24-48	.500	7-16	.438	15-24	.625	6-17	23	20	17	15	4	4	39-31	70
at SDSU	H	26-63	.413	4-16	.250	8-11	.727	20-16	36	18	15	17	6	3	27-37	64
UNLV	2/11	28-53	.528	8-13	.615	15-19	.789	10-17	27	14	16	14	9	9	43-36	79
SDSU	A	24-63	.381	7-17	.412	7-12	.583	19-20	39	21	9	14	3	4	28-34	62
at Utah	2/15	26-52	.500	9-21	.429	15-20	.750	9-24	33	16	14	10	7	5	31-45	76
SDSU	A	21-48	.438	7-15	.467	15-21	.714	12-21	33	19	12	12	0	5	36-28	64
at Brigham Young	2/17	24-51	.471	9-21	.429	9-13	.692	9-19	28	19	15	10	1	4	40-26	66
at SDSU	H	27-44	.614	3-5	.600	10-14	.714	7-13	20	15	14	12	1	12	39-28	67
Air Force	2/12	16-32	.500	10-19	.526	11-15	.733	4-9	13	15	12	20	2	8	32-21	53
at SDSU	H	34-61	.557	9-18	.500	12-14	.857	10-27	37	19	18	13	3	3	36-53	89
New Mexico	2/24	23-58	.397	7-20	.350	20-23	.870	8-17	25	17	12	9	3	6	30-43	73

# SAN DIEGO STATE UNIVERSITY

## 2002-03 Game-By-Game Results (continued)

Opponent	Site/Date	FG-FGA	Pct	3P-3PA	Pct	FT-FTA	Pct	Off-Def	Tot	PF	AT	TO	BS	ST	1st-2nd	Pts
SDSU	A	26-50	.520	8-15	.533	26-42	.619	7-29	36	25	10	12	4	7	42-44	86
at Wyoming	3/1	24-67	.358	7-28	.250	18-27	.667	19-25	44	26	11	12	3	7	29-44	73
SDSU	A	31-56	.554	7-15	.467	20-30	.667	11-14	25	28	12	14	4	6	36-53	89
at Colorado State	3/3	34-55	.618	8-14	.571	26-34	.765	12-19	31	22	27	12	3	8	52-50	102
SDSU	A	26-51	.510	3-14	.214	17-23	.739	9-18	27	15	5	16	0	3	30-42	72
at UNLV	3/8	31-50	.620	9-18	.500	12-16	.750	4-18	22	19	16	13	2	6	39-44	83
SDSU	A	27-65	.415	6-22	.273	7-11	.636	16-18	34	22	18	14	2	7	32-35	67
at UNLV	3/13	29-52	.558	4-12	.333	21-27	.778	9-24	33	15	19	16	3	10	41-42	83
at SDSU	H	24-54	.444	4-18	.222	15-21	.714	8-28	36	12	13	16	6	6	22-32-13	67
UC Santa Barbara	3/19	26-61	.426	6-17	.353	4-5	.800	7-24	31	17	16	15	0	10	32-22-8	62

# SAN DIEGO STATE UNIVERSITY

## 2002-03 Player Points/Rebounds/Assists Game-By-Game

Opponent	0	1	4	5	11	12	15	20	21	22	30	32	34	40
	Tommy Johnson	Deandre Moore	Tony Bland	Travis Hanour	Steve Sir	Andre Torres	John Sharper	Trimaïne Davis	Evan Burns	Chris Manker	Mike Mackell	Ben Wardrop	Aerick Sanders	Markee White
EASTERN WASHINGTON	7/0/4	8/4/4*	16/5/2*	TR	9/1/1*	CD	0/0/0	3/1/0	NCAA	TR	19/6/0*	CD	8/11/0*	0/0/0
at Portland	13/5/3	14/6/7*	15/8/5*	TR	18/4/2*	DNT	0/2/0	4/3/0	NCAA	TR	17/7/2*	0/0/1	5/2/1*	0/1/1
at Cal Poly	4/4/5	10/7/6*	21/6/1*	TR	9/0/1*	DNT	0/0/1	0/3/0	NCAA	TR	21/7/1*	CD	0/9/0*	0/0/0
UC SAN DIEGO	6/2/1	11/1/8*	18/3/6*	TR	18/4/1*	CD	3/5/2	6/2/0	NCAA	TR	15/8/1*	0/0/2	8/11/2*	2/2/0
ARIZONA	5/1/4	16/3/8*	16/4/1*	TR	6/1/0*	CD	CD	4/1/0	7/3/3	5/5/2	15/8/0*	CD	7/11/0*	CD
at Long Beach State	4/4/0	5/2/3*	11/2/4*	TR	2/1/2*	DNT	3/0/0	0/2/0	10/4/1	8/4/1	17/6/0*	CD	4/12/1*	CD
HAWAII	6/0/0*	7/1/5*	19/2/1*	4/2/2	5/1/1	CD	0/0/0	0/0/0	0/3/0	2/2/0	15/8/1*	CD	2/9/3*	CD
at Houston (D)	7/5/1*	10/2/1*	7/4/6*	6/4/1	3/1/1	DNT	0/0/0	0/0/0	4/4/2	0/1/0	22/3/0*	CD	12/14/4*	CD
FLORIDA ATLANTIC	7/2/3*	5/2/5*	9/5/8*	11/4/0	0/0/0	0/0/0	8/0/0	3/2/0	21/4/0	0/1/0	20/4/3*	0/0/0	7/11/2*	0/0/1
IPFW	8/7/1*	6/4/7*	9/0/4*	3/5/2	6/2/2	CD	3/2/1	3/1/0	10/3/0	5/4/0	11/4/0*	3/0/1	7/7/0*	0/0/1
LOYOLA MARYMOUNT	5/4/3*	2/2/3*	29/0/3*	INJ	2/0/1	CD	3/3/2	0/0/0	10/10/0	3/1/0	13/1/2*	2/0/0	10/9/2*	CD
TEXAS TECH	5/2/3*	8/3/2*	13/3/3*	5/2/1	6/0/1	CD	3/1/0	2/1/1	2/3/2	4/4/0	11/3/1*	CD	4/6/0*	CD
SAN DIEGO	CD	4/2/4*	17/6/8*	3/6/2*	9/4/2	CD	1/0/1	CD	9/7/0	9/2/0*	15/1/0	CD	11/6/1*	CD
*at Air Force (D)	3/2/0	11/8/4*	11/5/3*	2/3/1*	8/0/1	DNT	CD	CD	14/5/1	0/0/0	10/2/1*	CD	4/4/1*	CD
*UTAH (D)	CD	8/9/3*	13/5/2*	4/7/2*	0/1/0	CD	3/0/0	0/0/0	5/3/0	6/2/0	13/5/1*	CD	6/3/1*	CD
*BRIGHAM YOUNG	4/3/0	9/3/4*	25/3/2*	0/1/1*	6/1/0	CD	2/1/1	2/0/0	2/4/0	0/0/0	18/6/0*	CD	1/11/1*	CD
*at New Mexico	4/3/4	7/3/2*	14/1/2*	2/0/1	3/3/0*	DNT	3/2/1	0/1/0	7/3/1	2/2/0	10/0/3*	CD	10/4/0*	CD
*COLORADO STATE	0/0/0	11/2/3*	19/4/1*	5/4/2*	0/0/0	CD	4/3/1	4/2/0	5/4/1	0/0/0	15/7/1*	CD	6/10/2*	CD
*WYOMING	2/1/0	7/3/5*	18/3/4*	0/3/1	3/0/0	CD	2/1/2	0/0/0	17/8/5*	0/0/0	17/2/0*	CD	14/14/2*	CD
*UNLV	3/2/1	0/1/3*	21/4/5*	3/3/0	0/0/1	CD	5/0/1	0/1/0	2/4/3*	0/0/0	22/6/0*	CD	8/11/1*	CD
*at Utah	5/5/3	10/2/3*	16/2/1*	3/2/0*	0/1/0	DNT	0/0/0	CD	5/4/1	6/0/0	13/6/0*	CD	4/5/1*	CD
*at Brigham Young	8/3/2*	16/3/3*	7/7/4*	0/4/1	0/0/0	DNT	0/0/0	CD	6/6/1	3/0/0	14/2/1*	CD	10/5/0*	CD
*AIR FORCE	2/2/2	6/3/3*	28/2/4*	3/3/1*	6/0/0	CD	0/0/0	2/1/0	2/0/1	0/0/0	16/4/1	0/0/0	2/3/2*	CD
*NEW MEXICO	7/2/3	2/3/7*	21/5/3*	2/2/0*	9/2/3	CD	0/0/0	0/1/0	31/13/0	CD	12/2/0*	3/0/0	2/5/2*	CD
*at Wyoming (D)	3/2/0	11/10/5*	19/3/2*	0/0/0	17/2/1	DNT	0/0/0	0/0/0	12/4/1*	9/0/0	9/5/0*	CD	6/6/1*	CD
*at Colorado State	4/0/0	10/1/2*	25/1/4*	CD	9/2/3	DNT	3/1/1	0/1/0	12/6/1*	7/0/1	13/3/0*	CD	6/7/0*	CD
*at UNLV	2/1/1	12/2/0*	13/2/3*	CD	0/0/0	DNT	0/0/0	CD	23/5/0*	0/0/0	18/9/0*	CD	4/5/1*	CD
^at UNLV	13/2/4	9/3/2*	17/3/5*	CD	5/0/1	CD	3/0/1	0/0/0	7/7/1*	2/0/0	2/4/0*	0/0/0	9/8/4*	CD
~UC SANTA BARBARA	10/4/1	4/9/2*	17/3/2*	INJ	6/1/1	CD	3/1/1	CD	12/9/3*	2/2/0	9/3/2	CD	4/4/1	CD

\* - Indicates starter. CD - Did Not Play-Coach's Decision. DNT - Did Not Travel. INJ - Did Not Play-Injured. TR - Did Not Play-NCAA Transfer Rules. TS - Did Not Play-Team Suspension. NS - Did Not Play-NCAA Suspension. \* - Indicates Mountain West Conference Game. ^ - 2003 EAS Mountain West Conference Championship. ~ - 2003 Owens Corning National Invitation Tournament.

# SAN DIEGO STATE UNIVERSITY

## 2002-03 San Diego State Superlatives

### Individual

Category	2002-03 Season	SDSU High Since 2000-01 Season
Points Scored	31 by Evan Burns vs. New Mexico (2-24-03)	33 by Tony Bland vs. Houston (1-29-02)
Field Goals	12 by Evan Burns vs. New Mexico (2-24-03)	14 by Randy Holcomb at Texas A&M-CC (1-8-02)
Field Goals Attempted	21 by Tony Bland vs. Arizona (12-7-02)	24 by Randy Holcomb vs. Florida Atlantic (11-30-00)
Highest FG Percentage (min. 5 made)	85.7 (6-7) Evan Burns at Air Force (1-11-03)	1.000 (6-6) Mike Mackell vs. Colorado State (1-19-02) 1.000 (6-6) Marcelo Correa vs. UCSD (11-17-00)
Highest FG Percentage (min. 10 made)	84.6 (11-13) Tony Bland vs. Air Force (1-11-03)	84.6 (11-13) Tony Bland vs. Air Force (1-11-03)
3-Point Field Goals Made	6 by Steve Sir vs. UC San Diego (12-2-02)	7 by Al Faux vs. Oklahoma State (12-30-00)
3-Point Field Goals Attempted	10 by Steve Sir vs. UC San Diego (12-2-02)	11 by Al Faux at Texas A&M-CC (1-8-02) 11 by Al Faux vs. New Mexico (2-28-02)
3-Point Field Goal Percentage (min. 4 made)	66.7 (4-6) by Evan Burns vs. New Mexico (2-24-03) 66.7 (4-6) by Deandre Moore at BYU (2-17-03)	100.0 (4-4) by Deandre Moore vs. Utah (2-11-02)
3-Point Field Goal Percentage (Min. 7 made)	NA	87.5 (7-8) by Al Faux vs. Oklahoma State (11-30-00)
Free Throws	10 by Tony Bland at Wyoming (3-1-03)	11 by Mike Mackell at Brigham Young 11 by Mike Mackell at New Mexico
Free Throws Attempted	15 by Tony Bland at Colorado State (3-3-03)	15 by Tony Bland at Colorado State (3-3-03)
Free Throw Percentage (min. 5 made)	100.0 (5-5) by Mike Mackell (12-10-02)	1.000 (8-8) by Marcelo Correa vs. BYU (2-12-01) 1.000 (6-6) by Mike Mackell vs. BYU (3-7-02) 100.0 (6-6) by Tony Bland vs. UC San Diego (11-27-01)
Free Throw Percentage (min. 10 made)	71.4 (10-14) by Tony Bland at Wyoming (3-1-03)	91.7 (11-12) by Mike Mackell at Brigham Young (1-12-02)
Offensive Rebounds	9 by Aerick Sanders vs. UNLV (2-11-03)	9 by Aerick Sanders vs. UNLV (2-11-03)
Defensive Rebounds	10 by Deandre Moore at Wyoming (3-1-03) 10 by Aerick Sanders vs. Brigham Young (1-20-03)	12 by Randy Holcomb at Duke (12-29-01)
Total Rebounds	14 by Aerick Sanders vs. Wyoming (2-3-03) 14 by Aerick Sanders at Houston (12-21-02)	15 by Randy Holcomb at Duke (12-29-01)
Assists	8 by Tony Bland vs. San Diego (1-8-03) 8 by Tony Bland vs. Florida Atlantic (12-28-02) 8 by Deandre Moore vs. Arizona (12-7-02) 8 by Deandre Moore vs. UC San Diego (12-2-02)	11 by Deandre Moore vs. Wyoming (3-1-02) 11 by Deandre Moore vs. CS Sacramento (12-2-00)
Blocked Shots	4 by Aerick Sanders vs. UC San Diego (12-2-02)	5 by Marcelo Correa vs. San Diego (12-9-00) 5 by Marcelo Correa vs. CS Sacramento (12-2-00)
Steals	7 by Deandre Moore vs. Colorado State (2-1-03)	7 by Deandre Moore vs. Colorado State (2-1-03)
Minutes Played	40 by Evan Burns at UNLV (3-8-03) 40 by Aerick Sanders vs. Eastern Washington (11-30-02)	45 by Myron Epps vs. UCSB (12-6-00)

### Team

2002-03 High	High Since 00-01	Category	2002-03 Low	Low Since 00-01
91 vs. Florida Atlantic (12-28-02)	98 vs. UC San Diego (11-27-01)	Points Scored	58 vs. Utah (1-18-03)	39 vs. Air Force (3-2-02)
34 vs. New Mexico (2-24-03)	40 vs. UC San Diego (11-27-01)	Field Goals	21 vs. Utah (1-18-03)/at BYU (2-17-03)	16 vs. Air Force (3-2-02)
73 vs. Arizona (12-7-02)	83 vs. Wyoming (1-21-02)	Field Goals Attempted	40 at Air Force (1-11-03)	40 at Air Force (1-11-03)
61.4 (27-44) vs. Air Force (2-22-03)	67.8 vs. UC San Diego (11-27-01)	FG Percentage	34.9 at Cal Poly (11-30-02)	29.3 vs. Utah (2-9-02)
16 vs. UC San Diego (12-2-02)	16 vs. UC San Diego (12-2-02)	3-Point Field Goals Made	2 vs. Loyola Marymount (1-3-03)	1 at UNLV (3-9-02)
33 vs. UC San Diego (12-2-02)	33 vs. UC San Diego (12-2-02)	3-Point Field Goals Attempted	7 vs. Hawai'i (12-14-02)	6 at UNLV (3-9-02)
50.0 (9-18) vs. UNM (2-24-03)	61.9 vs. Oklahoma St. (12-30-00)	3-Point Field Goal Percentage	16.7 vs. LMU (1-3-03)	16.7 - two times
26 at Wyoming (3-1-03)	33 vs. CS Northridge (12-1-01)	Free Throws Made	2 vs. Texas Tech (1-6-03)	2 vs. Texas Tech (1-6-03)
42 at Wyoming (3-1-03)	44 vs. CS Northridge (12-1-01)	Free Throws Attempted	5 vs. Air Force (2-22-03)	5 vs. Air Force (2-22-03)
100.0 (12-12) at Air Force (1-11-03)	100.0 (12-12) at Air Force (1-11-03)	Free Throw Percentage	33.3 vs. Texas Tech (1-6-03)	33.3 vs. Texas Tech (1-6-03)
22 vs. Colorado State (2-1-03)	22 vs. Colorado State (2-1-03)	Offensive Rebounds	4 vs. Hawai'i (12-14-02)	6 - two times
30 vs. UC San Diego (12-2-02)	35 - three times	Defensive Rebounds	13 vs. Air Force (2-22-03)	13 vs. Air Force (2-22-03)
44 vs. UC San Diego (12-2-02)	49 vs. Florida Atlantic (11-30-01)	Total Rebounds	20 vs. Air Force (2-22-03)	20 vs. Air Force (2-22-03)
36 at Portland (11-27-02)	36 at Portland (11-27-02)	Fouls	8 vs. UC San Diego (12-2-02)	8 vs. UC San Diego (12-2-02)
4 at Portland (11-27-02)	4 at Portland (11-27-02)	Fouled Out	0 - many times	0 - many times
23 vs. UC San Diego/vs. Fla. Atlantic	26 vs. UC San Diego (11-27-01)	Assists	5 at UNLV (3-8-03)	3 vs. Utah (2-9-02)
24 vs. Texas Tech (1-6-03)	28 vs. UNLV (1-26-02)	Turnovers	9 vs. Loyola Marymount (1-3-03)	7 - three times
6 vs. UNLV (2-11-03)/UCSB (3-19-03)	11 vs. Wyoming (1-21-02)	Blocked Shots	0 - three times	0 at Utah (1-14-02)
15 vs. Florida Atlantic (12-28-02)	15 vs. Florida Atlantic (12-28-02)	Steals	2 vs. BYU (1-20-03)	2 - two times
53 vs. UNM, 2nd/at CSU, 2nd	57 vs. UC San Diego, 1st (11-27-02)	Points/Half	22 vs. Hawai'i, 1st/vs. UCSB, 1st	19 at Hawai'i, 1st (12-14)
73.7 at UNM, 2nd (1-25-03)	76.2 vs. Air Force, 2nd (1-20-01)	FG Percentage/Half	32.1 (9-28) vs. Cal Poly, 2nd (11-30-02)	29.0 vs. Utah, 2nd (2-9)

# SAN DIEGO STATE UNIVERSITY

## Aztec Record When...

Category	This Season	Fisher Era	SDSU Streak
Home	11-6	40-24	Won 3
Away	5-7	13-36	Lost 3
Neutral	0-0	3-2	Lost 1
Wearing Black	2-4		Lost 4
Wearing Red	7-4		Lost 1
Wearing White	7-5		Won 2
Scoring First	10-5		Won 1
Opponent Scores First	6-8		Lost 4
Leading at Half	11-2	41-11	Won 11
Trailing at Half	4-11	11-49	Won 1
Tied at Half	1-0	2-0	
Leading with 5:00 Left	15-1		Won 15
Trailing with 5:00 Left	1-12		Won 1
Tied with 5:00 Left	0-0		
In Overtime	1-0	1-6	Won 1
SDSU Outrebounds Opp.	14-9	39-24	Won 1
SDSU is Outrebounded	2-3	17-37	Lost 1
SDSU Commits More TOs	7-11	20-45	Won 1
Opp. Commits More TOs	8-2	32-14	Lost 1
SDSU More FT Attempts	11-2	37-20	Won 1
Opp. More FT Attempts	5-11	18-42	Lost 2
SDSU Shoots Better than Opp.	12-1	47-15	Won 4
Opp. Shoots Better than SDSU	2-12	7-47	Lost 9
SDSU Shoots 50% or Better	5-3	23-10	Lost 2
SDSU Shoots 40-50%	10-8	28-23	Won 1
SDSU Shoots 40% or Less	1-2	5-29	Lost 2
Opp. Shoots 50% or Better	2-5	5-19	Lost 3
Opp. Shoots 40-50%	4-8	23-36	Won 1
Opp. Shoots 40% or Less	10-0	30-5	Won 24
SDSU Bench Outscores Opp.	12-3	31-24	Won 1
Opp. Bench Outscores SDSU	3-9	23-35	Lost 3
SDSU Scores Less Than 60	1-0	2-20	Won 2
SDSU Scores Between 60-69	6-8	14-24	Won 1
SDSU Scores Between 70-79	4-2	21-12	Lost 1
SDSU Scores Between 80-89	4-3	13-6	Lost 1
SDSU Scores Between 90-99	1-0	6-0	Won 6
SDSU Scores 100+	0-0	0-0	Won 23
Opp. Scores Less Than 60	7-0	22-2	Won 16
Opp. Scores Between 60-69	4-2	19-8	Won 1
Opp. Scores Between 70-79	5-5	15-27	Won 2
Opp. Scores Between 80-89	0-4	0-16	Lost 25
Opp. Scores Between 90-99	0-1	0-7	Lost 17
Opp. Scores 100+	0-1	0-2	Lost 8

## Miscellaneous Stats

### STARTING LINEUPS

SF	PF	C	SG	PG	W-L
Sir	Sanders	Mackell	Bland	Moore	3-4
Johnson	Sanders	Mackell	Bland	Moore	5-2
Hanour	Sanders	Manker	Bland	Moore	1-0
Hanour	Sanders	Mackell	Bland	Moore	4-3
Burns	Sanders	Mackell	Bland	Moore	3-4

### GAMES LED SAN DIEGO STATE IN SCORING

SEASON	CAREER
Tony Bland . . . . .18	27
Mike Mackell . . . . .7	10
Evan Burns . . . . .4	4
Deandre Moore . . . . .2	3
Steve Sir . . . . .2	2

### GAMES LED SAN DIEGO STATE IN REBOUNDING

SEASON	CAREER
Aerick Sanders . . . . .17	24
Evan Burns . . . . .4	4
Deandre Moore . . . . .4	6
Mike Mackell . . . . .3	6
Tony Bland . . . . .2	7
Tommy Johnson . . . . .1	1

### GAMES LED SAN DIEGO STATE IN ASSISTS

SEASON	CAREER
Deandre Moore . . . . .15	33
Tony Bland . . . . .12	26
Tommy Johnson . . . . .6	6
Evan Burns . . . . .2	2

### DOUBLE-FIGURE SCORING GAMES

SEASON	CAREER
Mike Mackell . . . . .26	43
Tony Bland . . . . .25	70
Deandre Moore . . . . .12	27
Evan Burns . . . . .11	11
Aerick Sanders . . . . .6	8
Tommy Johnson . . . . .3	4
Steve Sir . . . . .3	3
Travis Hanour . . . . .1	2

### DOUBLE-DOUBLES

SEASON	CAREER
Evan Burns . . . . .2	2
Aerick Sanders . . . . .2	2
Deandre Moore . . . . .1	2

### LEADS AND DEFICITS

SDSU Biggest Halftime Lead . . . . .	24 vs. IPFW (12-30-02)
SDSU Biggest Halftime Lead Lost . . . . .	3 at Portland (11-27-02)
SDSU Biggest Halftime Lead Lost in a Loss . . . . .	3 at Portland (11-27-02)
SDSU Biggest Halftime Deficit . . . . .	16 at Colorado State (3-3-03)
	16 vs. UNLV (2-11-03)
SDSU Biggest Halftime Deficit Overcome . . . . .	10 vs. UC Santa Barbara (3-19-03)
SDSU Biggest Halftime Deficit Overcome for Victory . . . . .	10 vs. UC Santa Barbara (3-19-03)
SDSU Biggest Lead . . . . .	33 vs. UC San Diego (12-2-02)
SDSU Biggest Lead Lost . . . . .	10 at Portland (11-27-02)
	10 vs. Eastern Wash. (11-23-02)
SDSU Biggest Lead Lost in a Loss . . . . .	10 at Portland (11-27-02)
	10 vs. Eastern Wash. (11-23-02)
SDSU Biggest Deficit . . . . .	22 at Colorado State (3-3-03)
SDSU Biggest Deficit Overcome . . . . .	13 at Cal Poly (11-30-02)
SDSU Biggest Deficit Overcome for Victory . . . . .	13 at Cal Poly (11-30-02)

### SDSU BY MONTH

November . . . . .1-2	December . . . . .6-1	January . . . . .4-3
February . . . . .3-4	March . . . . .2-3	

### SDSU BY DAY

Sunday . . . . .0-0	Monday . . . . .4-4	Tuesday . . . . .1-1
Wednesday . . . . .2-1	Thursday . . . . .0-1	Friday . . . . .1-0
Saturday . . . . .8-6		

## SEASON AND CAREER HIGHS

► **0 • TOMMY JOHNSON**

	Season	Career
Points	13 - two times	13 - two times
Rebounds	7 vs. IPFW, 12-30-02	7 vs. IPFW, 12-30-02
Assists	5 at Cal Poly, 11-30-02	5 at Cal Poly, 11-30-02
Steals	3 vs. Air Force, 2-22-03	3 - two times
Blocked Shots	2 vs. UCSB, 3-19-03	2 vs. UCSB, 3-19-03
Minutes	29 at BYU, 2-17-03	29 at BYU, 2-17-03

► **1 • DEANDRE MOORE**

	Season	Career
Points	16 - two times	20 vs. Okla. St., 12-30-00
Rebounds	10 at Wyoming, 3-1-03	10 at Wyoming, 3-1-03
Assists	8 - two times	11 - two times
Steals	7 vs. CSU, 2-1-03	7 vs. CSU, 2-1-03
Blocked Shots	1 vs. UNLV, 2-11-03	1 - six times
Minutes	37 - three times	43 at UCSB, 12-6-00

► **4 • TONY BLAND**

	Season	Career
Points	29 vs. LMU, 1-3-03	33 vs. Houston, 1-29-02
Rebounds	8 at Portland, 11-27-02	8 - four times
Assists	8 - two times	9 vs. NSU, 11-21-01
Steals	3 - two times	4 - two times
Blocked Shots	2 at Cal Poly, 11-30-02	3 vs. Wyoming, 1-21-02
Minutes	39 - four times	43 vs. Wyoming, 1-21-02

► **5 • TRAVIS HANOUR**

	Season	Career
Points	11 vs. FAU, 12-28-02	11 - two times
Rebounds	7 vs. Utah, 1-18-03	7 vs. Utah, 1-18-03
Assists	2 - five times	3 vs. Wash. St., 2-10-01
Steals	2 vs. Texas Tech, 1-6-03	2 - two times
Blocked Shots	1 - six times	2 vs. Chaminade, 11-20-00
Minutes	35 vs. Utah, 1-18-03	35 vs. Utah, 1-18-03

► **11 • STEVE SIR**

	Season	Career
Points	18 - two times	
Rebounds	4 - three times	
Assists	3 - two times	
Steals	2 vs. IPFW, 12-30-02	
Blocked Shots	none	
Minutes	31 at Portland, 11-27-02	

► **12 • ANDRE TORRES**

	Season	Career
Points	none	
Rebounds	none	
Assists	none	
Steals	1 vs. FAU, 12-28-02	
Blocked Shots	none	
Minutes	1 vs. FAU, 12-28-02	

► **15 • JOHN SHARPER**

	Season	Career
Points	8 vs. FAU, 12-28-02	
Rebounds	5 vs. UCSD, 12-2-02	
Assists	2 - three times	
Steals	1 - seven times	
Blocked Shots	none	
Minutes	20 vs. CSU, 2-1-03	

► **20 • TRIMAIN DAVIS**

	Season	Career
Points	6 vs. UCSD, 12-2-02	
Rebounds	3 - two times	
Assists	1 vs. Texas Tech, 1-6-03	
Steals	1 - five times	
Blocked Shots	none	
Minutes	19 vs. UCSD, 12-2-02	

► **21 • EVAN BURNS**

	Season	Career
Points	31 vs. New Mexico, 2-24-03	
Rebounds	13 vs. New Mexico, 2-24-03	
Assists	5 vs. Wyoming, 2-3-03	
Steals	4 - two times	
Blocked Shots	3 - two times	
Minutes	40 at UNLV, 3-8-03	

► **22 • CHRIS MANKER**

	Season	Career
Points	9 - two times	9 - three times
Rebounds	5 vs. Arizona, 12-7-02	5 - three times
Assists	2 vs. Arizona, 12-7-02	2 - four times
Steals	2 vs. USD, 1-8-03	2 vs. USD, 1-8-03
Blocked Shots	1 - five times	1 - 10 times
Minutes	22 vs. USD, 1-8-03	31 vs. Wyoming, 12-16-00

► **30 • MIKE MACKELL**

	Season	Career
Points	22 - two times	22 - two times
Rebounds	9 at UNLV, 3-8-03	9 - three times
Assists	3 - two times	3 - three times
Steals	2 - six times	3 vs. Air Force, 3-2-02
Blocked Shots	1 - six times	1 - 12 times
Minutes	38 vs. UCSB, 3-19-03	38 vs. UCSB, 3-19-03

► **32 • BEN WARDROP**

	Season	Career
Points	3 - two times	3 - three times
Rebounds	none	2 vs. UCSD, 11-27-01
Assists	2 vs. UCSD, 12-2-02	2 vs. UCSD, 12-2-02
Steals	1 vs. UCSD, 12-2-02	1 vs. UCSD, 12-2-02
Blocked Shots	none	none
Minutes	9 vs. UCSD, 12-2-02	9 vs. UCSD, 12-2-02

► **34 • AERICK SANDERS**

	Season	Career
Points	14 vs. Wyoming, 2-3-03	14 vs. Wyoming, 2-3-03
Rebounds	14 - two times	14 - two times
Assists	4 - two times	4 - two times
Steals	3 - two times	3 - two times
Blocked Shots	4 vs. UCSD, 12-2-02	4 - two times
Minutes	40 vs. EWU, 11-23-02	40 vs. EWU, 11-23-02

► **40 • MARKEE WHITE**

	Season	Career
Points	2 vs. UCSD, 12-2-02	
Rebounds	2 vs. UCSD, 12-2-02	
Assists	1 - three times	
Steals	none	
Blocked Shots	none	
Minutes	9 at Portland, 11-27-02	

# SDSU Single-Season Records

## Scoring

Rk.	Player, Year	Class	G	Avg.	Pts.
1.	Michael Cage, 1983-84	Sr.	28	24.5	686
2.	Anthony Watson, 1985-86	Sr.	28	22.5	630
3.	Bob Brady, 1952-53	Jr.	28	20.9	585
4.	Randy Holcomb, 2001-02	Sr.	33	16.9	558
5.	Michael Cage, 1982-83	Jr.	28	19.5	547
6.	Anthony Watson, 1984-85	Jr.	31	17.5	544
7.	Kim Goetz, 1978-79	Sr.	26	20.5	532
8.	Tony Pinkins, 1956-57	Sr.	27	19.6	529
9.	Bernie Finlay, 1959-60	Sr.	26	20.1	522
	Tony Pinkins, 1955-56	Jr.	29	18.0	522
11.	Shawn Jamison, 1989-90	Jr.	31	16.8	520
	Steve Copp, 1975-76	Sr.	29	17.9	520
---					
nr.	▶ Tony Bland, 2002-03	Sr.	29	16.7	484
nr.	▶ Mike Mackell, 2002-03	Sr.	29	14.6	422

## Rebounds

Rk.	Player, Year	Class	G	RPG	Rebs.
1.	Al Skalecky, 1966-67	Jr.	29	13.6	394
2.	Al Skalecky, 1965-66	So.	26	13.7	356
3.	Michael Cage, 1980-81	Fr.	27	13.1	355
4.	Michael Cage, 1982-83	Jr.	28	12.6	354
5.	Michael Cage, 1983-84	Sr.	28	12.6	352
6.	Chris McMurray, 1971-72	Jr.	28	12.5	350
7.	Tony Pinkins, 1955-56	Jr.	29	11.9	346
8.	Al Skalecky, 1967-68	Sr.	27	12.5	340
9.	Randy Holcomb, 2001-02	Sr.	33	9.0	296
10.	Eric Martensen, 1968-69	Jr.	25	11.1	278
11.	Larry Meek, 1962-63	So.	26	10.7	277
---					
nr.	▶ Aerick Sanders, 2002-03	Jr.	29	7.7	223

## Assists

Rk.	Player, Year	Class	G	APG	Ast.
1.	Tony Gwynn, 1979-80	Jr.	27	8.2	221
2.	Keith Smith, 1981-82	Jr.	29	7.3	212
3.	Dean Decker, 1977-78	Sr.	28	6.3	176
4.	Creon Dorsey, 1984-85	Jr.	31	5.5	171
5.	Tony Gwynn, 1980-81	Sr.	26	6.3	164
6.	Ray Leary, 1975-76	Sr.	29	5.6	163
7.	Tony Gwynn, 1978-79	So.	27	5.7	153
8.	Raymond King, 1995-96	Fr.	29	5.2	150
9.	Bryan Williams, 1987-88	Jr.	28	5.3	148
10.	Arthur Massey, 1990-91	Sr.	28	5.0	139
---					
nr.	▶ Deandre Moore, 2002-03	Sr.	29	3.9	114

## Field Goal Percentage

*minimum 5 field-goal attempts per game*

Rk.	Player, Year	Class	FG	FGA	Pct.
1.	Leon Carter, 1995-96	Sr.	138	228	60.5
2.	Leonard Allen, 1984-85	Sr.	158	263	60.1
3.	Kevin Betts, 1997-98	Sr.	110	184	59.8
4.	Mitch McMullen, 1988-89	Sr.	159	274	58.02
5.	Joe McNaull, 1991-92	So.	146	252	57.93
6.	Von Jacobsen, 1970-71	Sr.	110	192	57.3
7.	Marty Dow, 1990-91	Sr.	207	362	57.18
8.	Michael Cage, 1982-83	Jr.	191	335	57.0
9.	Kevin Betts, 1996-97	Jr.	95	167	56.9
10.	Shawn Jamison, 1989-90	Jr.	203	361	56.2
---					
nr.	▶ Mike Mackell, 2002-03	Sr.	159	291	54.6

## Free Throw Percentage

*minimum 3 free-throw attempts per game*

Rk.	Player, Year	Class	FT	FTA	Pct.
1.	Kim Goetz, 1978-79	Sr.	74	82	90.2
2.	Jason Richey, 1997-98	Sr.	96	112	85.7
3.	Chad Nelson, 1996-97	Sr.	142	166	85.5
4.	Gary Schneider, 1970-71	Sr.	69	81	85.2
5.	Tony Ross, 1988-89	Sr.	55	65	84.6
6.	Steve Malovic, 1978-79	Sr.	87	104	83.7
7.	Mike Spilger, 1969-70	Sr.	70	84	83.3
8.	Courtie Miller, 1992-93	Jr.	107	131	81.7
9.	Mark Delsman, 1976-77	Sr.	65	80	81.3
10.	Tony Ross, 1987-88	Jr.	61	75	81.3

## Three-Point FG Percentage

*minimum 30 three-point field goals*

Rk.	Player, Year	Class	3FG	3FGA	Pct.
1.	Tony Ross, 1987-88	Jr.	100	213	46.9
2.	Tony Ross, 1986-87	So.	104	223	46.6
3.	Tony Ross, 1988-89	Sr.	66	153	43.1
4.	Michael Best, 1988-89	Jr.	51	119	42.9
5.	Al Faux, 2000-01	Jr.	40	95	42.1
6.	▶ Steve Sir, 2002-03	Fr.	46	112	41.1
7.	Al Faux, 2001-02	Sr.	66	161	41.0
8.	▶ Deandre Moore, 2002-03	Sr.	38	102	37.3
9.	Paul Jarrett, 1995-96	Sr.	37	101	36.63
10.	David Abramowitz, 2000-01	Jr.	30	82	36.59
11.	Karlo Kovacic, 2000-01	Jr.	38	104	36.5
12.	Jason Richey, 1996-97	Jr.	64	179	35.8

## Three-Point FG Made

Rk.	Player, Year	Class	G	3FG	/G
1.	Tony Ross, 1986-87	So.	28	3.67	103
2.	Tony Ross, 1987-88	Jr.	29	3.45	100
3.	Jason Richey, 1997-98	Sr.	25	2.88	72
4.	Al Faux, 2001-02	Sr.	29	2.28	66
	Tony Ross, 1988-89	Sr.	28	2.36	66
6.	Jason Richey, 1996-97	Jr.	27	2.37	64
7.	Michael Best, 1989-90	Sr.	30	1.87	56
8.	Josko Visnjvic, 1997-98	Jr.	28	1.96	55
9.	Michael Best, 1988-89	Jr.	26	1.96	51
10.	Derric Croft, 1993-94	Jr.	28	1.75	49
---					
nr.	▶ Steve Sir, 2002-03	Fr.	29	1.59	46

## Steals

Pl.Name, Year	Steals
1. Anthony Watson, 1984-85	74
2. Matt Watts, 1998-99	65
Michael Best, 1989-90	65
4. Raymond King, 1995-96	63
5. Creon Dorsey, 1984-85	63
6. Matt Watts, 1997-98	61
Michael Best, 1988-89	61
8. Tony Gwynn, 1978-79	59
9. Chad Nelson, 1996-97	58
10. Jason Hamilton, 1992-93	55
Anthony Watson, 1985-86	55
---	
nr. ▶ Deandre Moore, 2002-03	43

## Blocked Shots

Pl.Name, Year	Blocked Shots
1. Leonard Allen, 1984-85	82
2. Michael Cage, 1983-84	47
3. Marty Dow, 1990-91	46
4. Leonard Allen, 1983-84	46
5. Leonard Allen, 1981-82	45
6. Eddy Gordon, 1979-80	43
7. Joe McNaull, 1992-93	41
Joe McNaull, 1991-92	41
Leonard Allen, 1982-83	41
10. Marcus Banks, 1992-93	35
---	
nr. ▶ Aerick Sanders, 2002-03	25
nr. ▶ Evan Burns, 2002-03	24

# SDSU Career Records

## Scoring

Rk.	Player, Years	Seasons	G	Avg.	Pts.
1.	Michael Cage, 1981-82-83-84	4	112	17.0	1,846
2.	Anthony Watson, 1983-84-85-86	4	110	15.8	1,735
3.	Tony Pinkins, 1955-56-57	3	82	18.0	1,475
4.	Bob Brady, 1952-53-54	3	74	18.8	1,389
5.	Steve Copp, 1973-74-75-76	4	93	14.5	1,352
6.	Al Skalecky, 1966-67-68	3	82	15.5	1,271
7.	Tony Ross, 1987-88-89	3	84	14.9	1,254
8.	Chad Nelson, 1994-95-96-97	4	112	10.9	1,225
9.	Will Connelly, 1975-76-77	3	82	14.5	1,188
	Von Jacobsen, 1969-70-71	3	78	15.2	1,188
11.	Bernie Finlay, 1958-59-60	3	73	15.2	1,110
12.	Eddie Morris, 1980-81-82-83	4	105	10.5	1,089
13.	Myron Epps, 1999-00-01-02	4	113	9.6	1,088
14.	Danny Newport, 1954-55-56	3	76	13.8	1,048
15.	Milton Phelps, 1939-40-41	3	97	10.7	1,043
16.	Dave Miller, 1966-67-68	3	82	12.6	1,034
17.	Leonard Allen, 1982-83-84-85	4	116	8.7	1,019
18.	Kim Goetz, 1978-79	2	54	18.6	1,005
19.	► Tony Bland, 2002-03	2	62	16.2	1,003
20.	Randy Holcomb, 2001-02	2	61	16.4	1,002

## Rebounds

Rk.	Player, Years	Seasons	G	RPG	Rebs.
1.	Michael Cage, 1981-82-83-84	4	112	11.8	1,317
2.	Al Skalecky, 1966-67-68	3	82	13.3	1,090
3.	Larry Meek, 1963-64-65	3	75	10.2	764
4.	Steve Copp, 1973-74-75-76	4	93	7.9	737
5.	Leonard Allen, 1982-83-84-85	4	116	6.2	724
6.	Joel Kramer, 1974-76-77-79	4	99	7.2	711
7.	Noel Mickelsen, 1954-55-56	3	79	8.1	642
8.	Will Connelly, 1975-76-77	3	82	7.8	641
9.	Eddy Gordon, 1980-81-82-83	4	107	5.9	631
10.	Tony Pinkins, 1955-56-57	3	82	7.4	604
	---				
nr.	► Aeric Sanders, 2001-02-03	3	78	4.9	386

## Assists

Rk.	Player, Year	Seasons	G	APG	Ast.
1.	Tony Gwynn, 1978-79-80-81	4	107	5.5	590
2.	Chad Nelson, 1994-95-96-97	4	112	3.7	412
3.	Mark Delsman, 1974-75-76-77	4	109	3.4	376
4.	Anthony Watson, 1983-84-85-86	4	112	3.2	356
5.	Keith Smith, 1982-83	2	53	6.6	349
6.	► Deandre Moore, 2001-02-03	3	87	3.8	331
7.	Dean Decker, 1977-78	2	56	5.5	307
8.	Ray Leary, 1974-75-76	3	76	3.7	279
9.	Mike Dodd, 1976-77-78-79	4	91	3.0	277
10.	Creon Dorsey, 1985-86	2	59	4.5	263
11.	Bryan Williams, 1988-89	2	48	5.1	243

## Field Goal Percentage

minimum 500 career attempts

Rk.	Player, Years	Seasons	FG	FGA	Pct.
1.	Leonard Allen, 1982-83-84-85	4	396	692	57.2
2.	Mitch McMillen, 1988-89	2	296	527	56.2
3.	Marty Dow, 1990-91	2	309	557	55.5
4.	Steve Malovic, 1978-79	2	337	609	55.3
5.	Michael Cage, 1981-82-83-84	4	679	1238	54.8
6.	► Mike Mackell, 2002-03	2	288	537	53.6
7.	Joe McNaull, 1991-92-93	3	333	627	53.1
8.	Joel Kramer, 1974-76-77-78	4	406	779	52.1
9.	Mike Dodd, 1976-77-78-79	4	392	758	51.7
10.	Kim Goetz, 1978-79	2	435	852	51.1
11.	Myron Epps, 1999-00-01-02	4	406	802	50.6

## Free Throw Percentage

minimum 100 career makes

Rk.	Player, Years	Seasons	FT	FTA	Pct.
1.	Kim Goetz, 1978-79	2	135	158	85.2
2.	Mike Spigler, 1969-70	2	112	134	83.6
3.	Steve Malovic, 1978-79	2	164	199	82.4
4.	Jason Richey, 1997-98	2	218	271	80.4
5.	Tony Ross, 1987-88-89	3	161	203	80.3
6.	Mike Dodd, 1976-77-78-79	4	144	185	77.8
7.	Chris McMurray, 1972-73	2	130	169	76.9
8.	Gary Schneider, 1970-71	2	116	157	76.8
9.	Joel Kramer, 1974-76-77-78	4	137	179	76.5
10.	Jimmy Wilkens, 1971-72	2	149	195	76.4

## Three-Point FG Percentage

minimum 30 three-point field goals

Rk.	Player, Years	Seasons	3FG	3FGA	Pct.
1.	Tony Ross, 1987-88-89	3	270	589	45.8
2.	Al Faux, 2001-02	2	106	256	41.4
3.	► Steve Sir, 2003	1	46	112	41.1
4.	Brady Trenkle, 1995-97-99	3	49	130	37.7
5.	Michael Best, 1989-90	2	107	292	36.64
6.	Tony Clark, 1992-93	2	52	142	36.61
7.	Chad Nelson, 1994-95-96-97	4	122	337	36.2
8.	Jason Richey, 1997-98	2	136	381	35.7
9.	Darryl Gaines, 1986-87	2	40	115	34.8
10.	► Deandre Moore, 2001-02-03	3	81	234	34.62
11.	Karlo Kovacic, 2001-02	2	47	136	34.56
12.	David Abramowitz, 1999-00-01	3	98	284	34.5
	---				
nr.	► Tony Bland, 2002-03	2	49	151	32.5

## Three-Point FG Made

Rk.	Player, Years	Seasons	G	3FG/G	3FG
1.	Tony Ross, 1987-88-89	3	84	3.21	270
2.	Jason Richey, 1997-98	2	52	2.62	136
3.	Chad Nelson, 1994-95-96-97	4	112	1.09	122
4.	Michael Best, 1989-90	2	56	1.91	107
5.	Al Faux, 2001-02	2	57	1.86	106
6.	David Abramowitz, 1999-00-01	3	79	1.24	98
7.	► Deandre Moore, 2001-02-03	3	87	0.93	81
8.	Berry Randle, 1993-94-95-96	4	113	0.67	76
9.	Matt Watts, 1998-99	2	53	1.23	65
10.	Chris Walters, 1993-94	2	57	0.98	56
11.	Josko Visnjic, 1998	1	28	1.96	55
	---				
nr.	► Tony Bland, 2002-03	2	62	0.79	49
nr.	► Steve Sir, 2003	1	29	1.59	46

## Steals

Rk.	Name, Years	Steals
1.	Anthony Watson, 1983-86	192
2.	Chad Nelson, 1994-97	175
3.	Tony Gwynn, 1978-81	141
4.	Eddie Morris, 1980-83	136
5.	Matt Watts, 1998-99	126
	Michael Cage, 1981-84	126
7.	Michael Best, 1989-90	123
8.	► Deandre Moore, 2001-02-03	114
9.	Eddy Gordon, 1980-83	111
10.	Creon Dorsey, 1985-86	109
11.	Jason Richey, 1997-98	94

## Blocked Shots

Rk.	Name, Years	Blocked Shots
1.	Leonard Allen, 1982-85	214
2.	Michael Cage, 1981-84	118
3.	Joe McNaull, 1991-93	114
4.	Marcelo Correa, 1997-01	100
5.	Rodney Hawkins, 1987-88	77
6.	Eddy Gordon, 1980-83	71
7.	► Aeric Sanders, 2001-02-03	69
8.	Marty Dow, 1990-91	68
9.	Leon Carter, 1995-96	58
10.	Marc Carter, 1994-95	55
11.	Randy Holcomb, 2001-02	51
	Courtie Miller, 1991-94	51

## Games Played

Rk.	Name, Years	Games
1.	Leonard Allen, 1982-85	116
2.	Myron Epps, 1999-02	113
	Berry Randle, 1993-96	113
4.	Marcelo Correa, 1997-01	112
	Chad Nelson, 1994-97	112
	Michael Cage, 1981-84	112
7.	Anthony Watson, 1983-86	110
8.	Mark Delsman, 1974-77	109
9.	Eddy Gordon, 1980-83	107
	Tony Gwynn, 1978-81	107
	Noel Mickelsen, 1953-56	107
	---	
nr.	► Deandre Moore, 2001-02-03	87
nr.	► Aeric Sanders, 2001-02-03	78

## Games Started

Since 1978-79 season

Rk.	Name, Years	Starts
1.	Michael Cage, 1981-84	112
2.	Leonard Allen, 1982-85	110
3.	Chad Nelson, 1994-97	103
4.	Anthony Watson, 1983-86	93
5.	Myron Epps, 1999-02	82
6.	Marcelo Correa, 1997-01	76
7.	► Deandre Moore, 2001-02-03	72
8.	Joe McNaull, 1991-93	62
	Eddie Morris, 1980-83	62
10.	Randy Holcomb, 2001-02	61
	Tony Gwynn, 1978-81	61

## Minutes Played

Since 1978-79 season

Pl.	Name, Years	Minutes
1.	Michael Cage, 1981-84	4,262
2.	Chad Nelson, 1994-97	3,692
3.	Anthony Watson, 1983-86	3,330
4.	Leonard Allen, 1982-85	3,191
5.	Myron Epps, 1999-02	2,969
6.	► Deandre Moore, 2001-02-03	2,430
7.	*Tony Gwynn, 1978-81	2,422
8.	Tony Ross, 1987-89	2,402
9.	► Tony Bland, 2002	2,147
10.	Joe McNaull, 1991-93	2,101
11.	Eddie Morris, 1980-83	1,962
12.	Randy Holcomb, 2001-02	1,925
13.	Rodney Hawkins, 1987-88	1,880
	---	

\* - Minutes not available from Gwynn's first season in 1977-78.

# SDSU Mountain West Conference Records

## Team Single-Game

### Points

#### Most Points

- ▶ 89 at Colorado State (89-102), Mar. 3, 2003
- ▶ 89 vs. New Mexico (89-73), Feb. 24, 2003
- 87 at Wyoming (87-93), Jan. 29, 2000
- ▶ 86 at Wyoming (86-73), Mar. 1, 2003
- 85 vs. Wyoming (85-88), Jan. 21, 2002

#### Most Points/Both Teams

- ▶ 191 at Colorado State (89-102), Mar. 3, 2003
- 180 at Wyoming (87-93), Jan. 29, 2000
- 173 vs. Wyoming (85-88), Jan. 21, 2002
- 167 at Wyoming (66-101), Feb. 3, 2001
- ▶ 162 vs. New Mexico (89-73), Feb. 24, 2003

#### Fewest Points Game

- 38 at Utah (38-86), Feb. 11, 1999
- 39 at Utah (39-58), Jan. 15, 2001
- 46 vs. Colorado State (46-74), Feb. 12, 2000
- 49 vs. Air Force (49-47), Mar. 2, 2002
- 49 at New Mexico (49-78), Feb. 26, 2000

#### Fewest Points/Both Teams

- 96 vs. Air Force (49-47), Mar. 2, 2002
- 97 at Utah (39-58), Jan. 15, 2001
- 110 at Air Force (62-48), Feb. 19, 2001
- 110 vs. Air Force (67-43), Jan. 20, 2001
- ▶ 111 at Air Force (63-48), Jan. 11, 2003

#### Fewest Points Allowed

- 43 vs. Air Force (67-43), Jan. 20, 2001
- 47 vs. Air Force (49-47), Mar. 2, 2002
- ▶ 48 at Air Force (63-48), Jan. 11, 2003
- 48 at Air Force (62-48), Feb. 19, 2001
- ▶ 53 vs. Air Force (67-53), Feb. 22, 2003
- ▶ 56 vs. Utah (58-56), Jan. 18, 2003

#### Most Points Allowed

- ▶ 102 at Colorado State (89-102), Mar. 3, 2003
- 101 at Wyoming (66-101), Feb. 3, 2001
- 88 vs. Wyoming (85-88), Jan. 21, 2002
- 85 vs. UNLV (64-85), Mar. 2, 2000
- 83 at UNLV (76-83), Feb. 23, 2002
- 83 at Utah (65-83), Feb. 10, 2000
- 83 at UNLV (55-83), Jan. 22, 2000

#### Largest Margin of Victory

- 24 vs. Air Force (67-43), Jan. 20, 2001
- 17 vs. UNLV (83-66), Feb. 24, 2001
- ▶ 16 vs. New Mexico (89-73), Feb. 24, 2003
- ▶ 15 at Air Force (63-48), Jan. 11, 2003
- ▶ 14 vs. Air Force (67-53), Feb. 22, 2003
- 14 at Air Force (62-48), Feb. 19, 2001

#### Largest Margin of Defeat

- 35 at Wyoming (66-101), Feb. 3, 2001
- 29 at Brigham Young (50-79), Jan. 13, 2001
- 29 at New Mexico (49-78), Feb. 26, 2000
- 28 vs. Colorado State (46-74), Feb. 12, 2000
- 28 at UNLV (55-83), Jan. 22, 2000

### Rebounding

#### Game

- 44 at Brigham Young (64-75), Jan. 12, 2002
- 44 vs. Wyoming (85-88), Jan. 21, 2002
- 43 at UNLV (76-83), Feb. 23, 2002
- 43 vs. UNLV (83-66), Feb. 24, 2001
- 42 at UNLV (72-82), Jan. 27, 2001

### Field Goal Shooting

#### Most Field Goals

- ▶ 34 vs. New Mexico (89-73), Feb. 24, 2003
- 33 vs. Wyoming (85-88), Jan. 21, 2002
- 33 at Wyoming (87-93), Jan. 29, 2000

- ▶ 31 at Colorado State (89-102), Mar. 3, 2003
- ▶ 31 vs. Wyoming (80-70), Feb. 3, 2003
- 31 at UNLV (76-83), Feb. 23, 2002

#### Most Field Goals Attempted

- 83 vs. Wyoming (85-88), Jan. 21, 2002
- ▶ 69 vs. Colorado State (69-72), Feb. 1, 2003
- 66 vs. Wyoming (87-93), Jan. 29, 2000
- 64 vs. UNLV (83-66), Feb. 24, 2001
- 63 at Wyoming (66-101), Feb. 3, 2001
- ▶ 63 at Utah (62-76), Feb. 15, 2003
- ▶ 63 vs. UNLV (64-79), Feb. 11, 2003

#### Highest Field Goal Pct./Mountain West Game

- ▶ 61.4 (27-of-44) vs. Air Force (67-53), Feb. 22, 2003
- 61.0 (25-of-41) vs. CSU (78-73), Mar. 3, 2001
- 60.5 (23-of-38) vs. Air Force (67-43), Jan. 20, 2001
- 59.6 (28-of-47) at CSU (75-63), Feb. 16, 2002
- ▶ 57.5 (23-of-40) at Air Force (63-48), Jan. 11, 2003
- 56.6 (30-of-53) at UNM (84-71), Feb. 28, 2002
- ▶ 55.7 (34-of-61) vs. UNM (89-73), Feb. 24, 2003
- ▶ 55.4 (31-of-56) at CSU (89-102), Mar. 3, 2003
- ▶ 55.1 (27-of-49) at UNM (62-66), Jan. 25, 2003
- 55.1 (27-of-49) vs. UNLV (79-80), Jan. 26, 2002

### Free Throw Shooting

#### Most Free Throws Made

- ▶ 26 at Wyoming (86-73), Mar. 1, 2003
- 24 vs. Colorado State (78-73), Mar. 3, 2001
- 24 vs. Colorado State (81-69), Jan. 19, 2002
- 23 vs. UNLV (79-80), Jan. 26, 2002
- 23 vs. New Mexico (57-78), Feb. 5, 2000

#### Most Free Throws Attempted

- ▶ 42 at Wyoming (86-73), Mar. 1, 2003
- 34 at New Mexico (78-65), Feb. 2, 2002
- 34 vs. UNLV (79-80), Jan. 26, 2002
- 33 vs. Colorado State (81-69), Jan. 19, 2002
- 33 at New Mexico (54-72), Feb. 17, 2001
- 32 vs. Colorado State (78-73), Mar. 3, 2001

#### Highest Free Throw Percentage

- ▶ 100.0 (12-of-12) at Air Force (63-48), Jan. 11, 2003
- 93.8 (15-of-16) vs. BYU (66-69), Feb. 12, 2001
- 82.6 (19-of-23) at BYU (64-75), Jan. 12, 2002
- 81.0 (17-of-21) at CSU (67-75), Jan. 27, 2000
- 80.0 (16-of-20) at Air Force (54-67), Feb. 4, 2002
- 79.3 (23-of-29) vs. UNM (57-78), Feb. 5, 2000

### Three-Point Field Goals

#### Most Three-Point Field Goals

- 13 vs. UNLV (25 att.) (83-66), Feb. 24, 2001
- ▶ 9 vs. New Mexico (89-73), Feb. 24, 2003
- ▶ 8 at Wyoming (86-73), Mar. 1, 2003
- 8 vs. New Mexico (84-71), Feb. 28, 2002
- 8 at Utah (65-83), Feb. 10, 2000

#### Most Three-Point Field Goals Attempted

- 25 vs. UNLV (83-66), Feb. 24, 2001
- ▶ 24 vs. Colorado State (69-72), Feb. 1, 2003
- 22 at Wyoming (66-101), Feb. 3, 2001
- 21 at Brigham Young (50-79), Jan. 13, 2001
- 19 vs. New Mexico (67-75), Jan. 8, 2001

#### Highest Three-Point FG Pct./Mountain West Game

- 54.5 (6-of-11) at CSU (67-75), Jan. 27, 2000
- ▶ 53.3 (8-of-15) at Wyoming (86-73), Mar. 1, 2003
- 52.0 (13-of-25) vs. UNLV (83-66), Feb. 24, 2001
- ▶ 50.0 (9-of-18) vs. UNM (89-73), Feb. 24, 2003
- 50.0 (6-of-12) vs. BYU (77-73), Feb. 11, 2002
- 50.0 (6-of-12) vs. Air Force (67-43), Jan. 20, 2001
- 50.0 (8-of-16) vs. Utah (65-83), Feb. 10, 2000

### Other Statistics

#### Most Assists/Mountain West Game

- 21 vs. Air Force (67-43), Jan. 20, 2001

#### Most Steals/Mountain West Game

- ▶ 12 vs. Air Force (67-53), Feb. 22, 2003

- 12 at Wyoming (66-101), Feb. 3, 2001

#### Most Turnovers/Mountain West Game

- 28 vs. UNLV (79-80), Jan. 26, 2002

#### Fewest Turnovers/Mountain West Game

- 7 at New Mexico (78-65), Feb. 2, 2002
- 7 vs. Brigham Young (77-73), Feb. 11, 2002

#### Most Blocked Shots/Mountain West Game

- 11 vs. Wyoming (85-88), Jan. 21, 2002

## Individual Single-Game

### Points

- 32, Myron Epps at Wyoming, Jan. 29, 2000
- ▶ 31, Evan Burns vs. New Mexico, Feb. 24, 2003
- ▶ 28, Tony Bland vs. Air Force, Feb. 22, 2003
- 27, Myron Epps vs. Air Force, Jan. 20, 2000
- 26, Al Faux vs. New Mexico, Feb. 28, 2002
- 26, Al Faux vs. Wyoming, Jan. 21, 2002
- ▶ 25, Tony Bland at Colorado State, Mar. 3, 2003
- ▶ 25, Tony Bland vs. Brigham Young, Jan. 20, 2003
- 25, Randy Holcomb at New Mexico, Feb. 2, 2002

### Field Goals Made

- 14, Myron Epps at Wyoming, Jan. 29, 2000
- ▶ 12, Evan Burns vs. New Mexico, Feb. 24, 2003
- ▶ 11, Tony Bland vs. Air Force, Feb. 22, 2003
- 11, Randy Holcomb at New Mexico, Feb. 2, 2002
- 11, Myron Epps vs. Air Force, Jan. 20, 2000
- ▶ 10, Tony Bland vs. UNLV, 2-11-03
- 10, Tony Bland at Colorado State, Feb. 16, 2002
- 10, Al Faux vs. Wyoming, Jan. 21, 2002
- 10, Randy Holcomb at BYU, Jan. 12, 2002

### Field Goals Attempted

- 23, Myron Epps at Wyoming, Jan. 29, 2000
- ▶ 20, Mike Mackell at Utah, Feb. 15, 2003
- 20, Al Faux vs. Wyoming, Jan. 21, 2002

### Field Goal Percentage

- 100.0 (6-6), Mike Mackell vs. CSU, Jan. 19, 2002
- 87.5 (7-8), Al Faux at CSU, Feb. 16, 2002
- ▶ 85.7 (6-7) Evan Burns at Air Force, Jan. 11, 2003
- 85.7 (6-7), Al Faux vs. CSU, Mar. 3, 2001
- ▶ 84.6 (11-13), Tony Bland vs. AFA, Feb. 22, 2003
- ▶ 83.3 (5-6), Aerick Sanders vs. UNM, Jan. 25, 2003
- 83.3 (5-6), Chris Walton vs. CSU, Mar. 3, 2001
- 83.3 (5-6), Marcelo Correa vs. BYU, Feb. 12, 2001

### Free Throws Made

- 11, Mike Mackell at New Mexico, Feb. 2, 2002
- 11, Mike Mackell at BYU, Jan. 12, 2002
- ▶ 10, Tony Bland at Wyoming, Mar. 1, 2003
- 9, Myron Epps vs. New Mexico, Feb. 5, 2000
- 8 - seven times (Faux, Holcomb, Abramowitz, Correa (2), Epps and Bland)

### Free Throws Attempted

- ▶ 15, Tony Bland at Colorado State, Mar. 3, 2003
- ▶ 14, Tony Bland at Wyoming, Mar. 1, 2003
- 13, Mike Mackell at New Mexico, Feb. 2, 2002
- 12, Mike Mackell at BYU, Jan. 12, 2002
- 12, Myron Epps vs. Wyoming, Feb. 19, 2000
- 12, Myron Epps vs. New Mexico, Feb. 5, 2000

### Free Throw Percentage

- 100.0 (8-8), D. Abramowitz vs. CSU, Mar. 3, 2001
- 100.0 (8-8), Marcelo Correa vs. BYU, Feb. 12, 2001
- 100.0 (7-7), Al Faux at AFA, Feb. 4, 2002
- 100.0 (6-6), Michael Marion vs. AFA, Jan. 20, 2000

# SDSU MWC Records, cont.

## Three-Point Field Goals Made

- 7, David Abramowitz at Utah, Feb. 10, 2000
- 5, Al Faux vs. New Mexico, Feb. 28, 2002
- 5, Al Faux vs. Wyoming, Jan. 21, 2002
- 5, Al Faux vs. Colorado State, Jan. 19, 2002
- ▶ 4, Evan Burns vs. New Mexico, Feb. 24, 2003
- ▶ 4, Deandre Moore at BYU, Feb. 17, 2003
- 4, Deandre Moore vs. BYU, Feb. 11, 2002
- 4, David Abramowitz at Air Force, Feb. 19, 2001

## Three-Point Field Goals Attempted

- 11, Al Faux vs. New Mexico, Feb. 28, 2002
- 10, Karlo Kovacic at Wyoming, Feb. 3, 2001
- 9, Al Faux vs. Colorado State, Jan. 19, 2002
- 9, David Abramowitz at Utah, Feb. 10, 2000
- 8, Al Faux vs. Wyoming, Jan. 21, 2002

## Three-Point Field Goals Percentage

- 100.0 (4-4), Deandre Moore vs. BYU, Feb. 11, 2002
- 77.8 (7-9), David Abramowitz at Utah, Feb. 10, 2000
- ▶ 75.0 (3-4), Chris Manker at Wyoming, Mar. 1, 2003
- ▶ 75.0 (3-4), Steve Sir at Wyoming, Mar. 1, 2003
- 75.0 (3-4), Jim Roban vs. UNLV, Feb. 24, 2001
- 75.0 (3-4), Karlo Kovacic vs. UNLV, Feb. 24, 2001
- 75.0 (3-4), Deandre Moore vs. UNLV, Feb. 24, 2001
- 75.0 (3-4), Jeffrey Berokoff at UNM, Feb. 26, 2000
- 75.0 (3-4), David Abramowitz vs. UNM, Feb. 5, 2000

## Rebounds

- ▶ 14, Aerick Sanders vs. Wyoming, Feb. 3, 2003
- 14, Randy Holcomb at UNLV, Feb. 23, 2002
- ▶ 13, Evan Burns vs. New Mexico, Feb. 24, 2003
- 12, Randy Holcomb vs. UNLV, Jan. 26, 2002
- 12, Randy Holcomb vs. Wyoming, Jan. 21, 2002
- ▶ 11, Aerick Sanders vs. UNLV, Feb. 11, 2003
- ▶ 11, Aerick Sanders vs. Brigham Young, Jan. 20, 2003
- 11, Randy Holcomb at New Mexico, Feb. 17, 2001
- 11, Myron Epps vs. Wyoming, Feb. 19, 2000

## Assists

- 11, Deandre Moore vs. Wyoming, Mar. 1, 2001
- 8, Deandre Moore vs. Air Force, Jan. 20, 2001
- ▶ 7, Deandre Moore vs. New Mexico, Feb. 24, 2003
- 7, Deandre Moore vs. Colorado State, Feb. 5, 2001
- 6, Deandre Moore vs. BYU, Feb. 11, 2002
- 6, Tony Bland at New Mexico, Feb. 2, 2002
- 6, Tony Bland vs. Wyoming, Jan. 21, 2002
- 6, Deandre Moore vs. UNLV, Feb. 24, 2001
- 6, Deandre Moore at Wyoming, Feb. 3, 2001

## Steals

- ▶ 7, Deandre Moore vs. Colorado State, Feb. 1, 2003
- 4, Tony Bland at Wyoming, Feb. 18, 2002
- 4, Deandre Moore vs. Colorado State, Jan. 19, 2002
- 4, Deandre Moore vs. Wyoming, Mar. 1, 2001
- 4, Jeffrey Berokoff at BYU, Mar. 4, 2000

## Blocked Shots

- 4, Chris Walton vs. New Mexico, Feb. 28, 2002
- 4, Aerick Sanders vs. UNLV, Jan. 26, 2002
- 4, Randy Holcomb vs. Wyoming, Jan. 21, 2001
- ▶ 3, Aerick Sanders vs. Brigham Young, Jan. 20, 2003
- 3, Tony Bland vs. Wyoming, Jan. 21, 2002
- 3, Marcelo Correa at Air Force, Feb. 24, 2000
- 3, Michael Marion vs. Wyoming, Feb. 19, 2000

▶ - Indicates this season.

## Series vs. Mountain West Conference Opponents

Air Force	Pre WAC	WAC	WAC Tourney	MWC	MWC Tourney	NCAA Tourney	Total	Streak
at San Diego, Calif. Cox Arena	1-0	15-3	-	3-1	-	-	19-4	Won 3
at USAFA, Colo. Clune Arena	-	12-6	-	2-2	-	-	14-8	Won 1
at Neutral Sites	-	-	2-1	-	-	-	2-1	Won 2
<b>TOTALS</b>	<b>1-0</b>	<b>27-9</b>	<b>2-1</b>	<b>5-3</b>	<b>-</b>	<b>-</b>	<b>35-13</b>	<b>Won 3</b>

Brigham Young	Pre WAC	WAC	WAC Tourney	MWC	MWC Tourney	NCAA Tourney	Total	Streak
at San Diego, Calif. Cox Arena	3-0	8-12	-	1-3	-	-	12-15	Lost 1
at Provo, Utah Marriott Center	0-0	2-18	-	0-4	-	-	2-22	Lost 5
at Neutral Sites	-	-	-	-	1-0	-	1-0	Won 1
<b>TOTALS</b>	<b>3-0</b>	<b>10-30</b>	<b>-</b>	<b>1-7</b>	<b>1-0</b>	<b>-</b>	<b>15-37</b>	<b>Lost 2</b>

Colorado State	Pre WAC	WAC	WAC Tourney	MWC	MWC Tourney	NCAA Tourney	Total	Streak
at San Diego, Calif. Cox Arena	0-1	10-9	-	2-2	-	-	12-12	Lost 1
at Fort Collins, Colo. Moby Arena	-	2-17	-	1-3	-	-	3-20	Lost 1
at Neutral Sites	-	-	-	-	-	-	-	-
<b>TOTALS</b>	<b>0-1</b>	<b>12-26</b>	<b>-</b>	<b>3-5</b>	<b>-</b>	<b>-</b>	<b>15-32</b>	<b>Lost 2</b>

New Mexico	Pre WAC	WAC	WAC Tourney	MWC	MWC Tourney	NCAA Tourney	Total	Streak
at San Diego, Calif. Cox Arena	1-0	12-7	-	2-2	-	-	15-9	Won 2
at Albuquerque, N.M. The Pit/Bob King Court	0-1	3-16	0-1	1-3	-	-	4-21	Lost 1
at Neutral Sites	-	-	1-1	-	-	-	1-1	Lost 1
<b>TOTALS</b>	<b>1-1</b>	<b>15-23</b>	<b>1-2</b>	<b>3-5</b>	<b>-</b>	<b>-</b>	<b>20-31</b>	<b>Won 1</b>

UNLV	Pre WAC	WAC	WAC Tourney	MWC	MWC Tourney	NCAA Tourney	Total	Streak
at San Diego, Calif. Cox Arena	2-5	0-1	-	1-3	-	-	3-9	Lost 2
at Las Vegas, Nev. Thomas & Mack Center	1-7	0-1	-	0-4	1-2	-	2-14	Lost 2
at Neutral Sites	-	-	-	-	-	1-2	1-2	Lost 2
<b>TOTALS</b>	<b>3-12</b>	<b>0-2</b>	<b>-</b>	<b>1-7</b>	<b>1-2</b>	<b>1-2</b>	<b>6-25</b>	<b>Lost 3</b>

Utah	Pre WAC	WAC	WAC Tourney	MWC	MWC Tourney	NCAA Tourney	Total	Streak
at San Diego, Calif. Cox Arena	-	6-13	-	1-3	-	-	7-16	Won 1
at Salt Lake City, Utah Huntsman Center	0-1	1-18	0-2	0-4	-	-	1-25	Lost 21
at Neutral Sites	-	-	1-2	-	-	-	1-2	Lost 2
<b>TOTALS</b>	<b>0-1</b>	<b>7-31</b>	<b>1-4</b>	<b>1-7</b>	<b>-</b>	<b>-</b>	<b>9-43</b>	<b>Lost 1</b>

Wyoming	Pre WAC	WAC	WAC Tourney	MWC	MWC Tourney	NCAA Tourney	Total	Streak
at San Diego, Calif. Cox Arena	-	13-6	-	1-3	-	-	14-9	Won 1
at Laraine, Wyo. Arena-Auditorium	-	2-17	-	2-2	-	-	4-19	Won 2
at Neutral Sites	-	2-13	3-1	2-2	1-1	-	4-15	Won 1
<b>TOTALS</b>	<b>-</b>	<b>15-23</b>	<b>3-1</b>	<b>3-5</b>	<b>1-1</b>	<b>-</b>	<b>22-30</b>	<b>Won 3</b>

# Game 1

**Eastern Wash. 75, San Diego State 70**  
**Nov. 23, 2002 • San Diego, Calif.**  
**Cox Arena at Aztec Bowl • Att.: 6,183**

SAN DIEGO - Eastern Washington outscored San Diego State 52-37 over the final 24 minutes to spoil the Aztecs' season opener, 75-70, on Nov. 24.

While the Aztecs shot just 22 percent from behind the arc, the Eagles connected on 8-of-14 three-point shots, including three each by Brendon Merritt and Danny Pariseau, and overcame a 10-point deficit at the final media timeout of the first half. EWU (2-1) also won the battle of scoring runs in the second half, taking a nine-point lead early and as much as an eight-point advantage late in the game while holding off SDSU's rally.

SDSU (0-1) went on a 13-3 run, propelled by five points from senior guard Tony Bland, to take its final lead at 47-45 with 12 minutes remaining. But Merritt connected on a three-pointer on the next possession to give the Eagles the lead for good.

The Aztecs closed to within 71-70 on three free throws by freshman guard Steve Sir with 18 seconds remaining, but the Eagles converted all four of their attempts from the charity stripe to close out the game.

SDSU senior center Mike Mackell scored a game-high 19 points on 7-of-11 shooting, while Bland added 16. Junior forward Aerick Sanders collected a career-high 11 rebounds.

The Eagles received a balanced scoring effort with four players in double-figures, led by Chris Hester and Alvin Snow with 15 apiece. Merritt and Pariseau each added 13 points.

A record season-opening crowd of 6,183, SDSU's 10th-largest attendance figure at Cox Arena, watched the Aztecs raise the 2002 Mountain West Conference tournament championship banner before the game.

**NOTES OF THE GAME:** Aztec coach Steve Fisher had a personal streak of 10 consecutive victories in season-openers snapped. It was his first career loss in 12 November home contests, including a 6-1 mark with SDSU. The loss stopped SDSU's non-conference home winning streak at 13 games, the third longest in program history and second longest in the Div. I era.

EWU	MP	FG	3FG	FT	R	F	A	TO	B	S	TP
Hester	25	5-7	0-0	5-7	7	3	2	0	0	0	15
Axton	23	0-3	0-1	2-2	1	4	2	2	0	0	2
Williams	14	1-1	0-0	2-3	4	4	0	1	0	0	4
Merritt	29	3-6	3-4	4-4	1	1	2	1	0	2	13
Snow	37	7-17	1-4	0-0	7	2	5	1	1	2	15
Pariseau	23	4-7	3-3	2-2	3	2	2	2	0	0	13
McCulloch	4	0-0	0-0	0-0	1	0	0	1	0	0	0
Browne	20	2-6	1-2	2-4	0	3	1	1	0	0	7
Smith	25	2-5	0-0	2-6	5	2	2	2	4	3	6
Team					1						
<b>Totals</b>	<b>200</b>	<b>24-52</b>	<b>8-14</b>	<b>19-28</b>	<b>30</b>	<b>21</b>	<b>17</b>	<b>10</b>	<b>5</b>	<b>7</b>	<b>75</b>

SDSU	MP	FG	3FG	FT	R	F	A	TO	B	S	TP
<b>Totals</b>	<b>200</b>	<b>24-54</b>	<b>4-18</b>	<b>18-23</b>	<b>30</b>	<b>20</b>	<b>11</b>	<b>13</b>	<b>3</b>	<b>4</b>	<b>70</b>

Sanders	40	3-4	0-0	2-2	11	3	0	2	3	0	8
Mackell	28	7-11	0-0	5-6	6	5	0	1	0	0	19
Moore	36	3-8	2-6	0-0	4	5	4	6	0	1	8
Bland	39	5-17	0-5	6-7	5	1	2	1	0	0	16
Sir	21	2-8	2-6	3-3	1	0	1	2	0	0	19
Johnson	17	3-5	0-1	1-2	0	2	4	1	0	0	7
Sharper	6	0-0	0-0	0-1	0	2	0	0	0	1	0
Davis	12	1-1	0-0	1-2	1	2	0	0	0	1	3
White	1	0-0	0-0	0-0	0	0	0	0	0	0	0
Team					2						
<b>Totals</b>	<b>200</b>	<b>24-54</b>	<b>4-18</b>	<b>18-23</b>	<b>30</b>	<b>20</b>	<b>11</b>	<b>13</b>	<b>3</b>	<b>4</b>	<b>70</b>

**Halftime:** San Diego State 33, Eastern Washington 31. **FG%:** Eastern Washington 46.2, San Diego State 44.4. **3FG%:** Eastern Washington 57.1, San Diego State 22.2. **FT%:** San Diego State 78.3, Eastern Washington 67.9. **Officials:** Bill Gracey, Lonnie Dixon, Ronnie Hernandez. **Technical:** None.

# Game 2

**Portland 91, San Diego State 86**  
**Nov. 27, 2002 • Portland, Ore.**  
**Earle A. Chiles Center • Att.: 947**

PORTLAND - Portland took advantage of a foul-plagued game, converting 38-of-53 free throws to overcome a 10-point second-half deficit and claim a 91-86 victory.

The game featured 66 fouls, eight disqualifications and 89 free throws, forcing both teams to empty their benches out of necessity with each side losing three starters to foul trouble. The Pilots registered only one more field goal attempt (54) than free throw attempts (53).

The Aztecs held leads of 51-41 with 14 minutes, 13 seconds remaining and 61-52 with 11:05 left. The Pilots then scored nine straight points to tie the game at 61 and a 7-0 run gave them a 69-67 advantage.

A four-point play by freshman guard Steve Sir briefly gave the Aztecs a lead with five minutes remaining, but the Pilots converted 10 free throws over the final 4:47 to claim their second victory and send SDSU to an 0-2 start.

Portland's Casey Frandsen led all scorers with 20 points before fouling out. The Aztecs had five players in double-digits, led by Sir's career-high 18. Mike Mackell registered 17 points, Tony Bland had 15, Deandre Moore 14 and sophomore Tommy Johnson scored a career-high 13 points.

SDSU	MP	FG	3FG	FT	R	F	A	TO	B	S	TP
Sanders	19	2-5	0-0	1-2	2	5	1	1	1	1	5
Mackell	28	5-12	0-0	7-12	7	5	2	3	0	1	17
Moore	37	3-9	3-6	5-7	6	3	7	9	0	1	14
Bland	33	5-12	1-3	4-6	8	5	5	2	0	1	15
Sir	31	5-12	4-9	4-4	4	3	2	0	0	0	18
Johnson	19	4-8	2-6	3-3	5	4	3	3	0	0	13
Sharper	19	4-8	2-6	3-3	5	4	3	3	0	0	13
Sharper	6	0-0	0-0	0-0	2	1	0	1	0	0	0
Davis	18	2-3	0-0	0-0	3	5	0	2	0	1	4
Wardrop	0+	0-0	0-0	0-0	0	3	1	0	0	0	0
White	9	0-1	0-0	0-2	1	2	1	0	0	0	0
Team					2						
<b>Totals</b>	<b>200</b>	<b>26-62</b>	<b>10-24</b>	<b>24-36</b>	<b>40</b>	<b>36</b>	<b>22</b>	<b>21</b>	<b>1</b>	<b>5</b>	<b>86</b>

Portland	MP	FG	3FG	FT	R	F	A	TO	B	S	TP
Geddis	26	1-4	0-1	7-10	7	5	2	1	5	1	9
Gema	25	5-8	0-0	3-5	8	5	1	0	2	2	13
Wilson	30	4-11	0-3	4-5	1	3	4	1	1	4	12
Quick	34	4-8	3-4	4-4	1	1	2	4	0	0	15

Frandsen	31	6-13	2-6	6-9	4	5	0	4	0	1	20
Minor	0+	0-0	0-0	2-4	1	1	0	0	0	0	2
Gahlmann	4	0-0	0-0	2-2	0	1	0	1	0	0	2
Jeter	20	2-5	0-2	2-4	3	2	3	3	0	0	6
Aaker	14	0-2	0-2	1-2	1	2	3	0	0	1	1
Galos	10	1-1	0-0	7-8	3	5	3	1	0	0	9
Kim	5	1-2	0-0	0-0	0	0	0	0	0	0	2
Soderberg	1	0-0	0-0	0-0	0	0	0	0	0	0	0
Team					5						
<b>Totals</b>	<b>200</b>	<b>24-54</b>	<b>5-18</b>	<b>38-53</b>	<b>34</b>	<b>30</b>	<b>18</b>	<b>15</b>	<b>8</b>	<b>9</b>	<b>91</b>

**Halftime:** San Diego State 37, Portland 34. **FG%:** Portland 44.4, San Diego State 41.9. **3FG%:** San Diego State 41.7, Portland 27.8. **FT%:** Portland 71.7, San Diego State 66.7. **Officials:** Rick Batsell, Kevin Brill, Tom Spitznagel. **Technical:** None.

# Game 3

**San Diego State 65, Cal Poly 62**  
**Nov. 30, 2002 • San Luis Obispo, Calif.**  
**Mott Gym • Att.: 2,859**

SAN LUIS OBISPO - San Diego State seniors Tony Bland and Mike Mackell scored 21 points each as the Aztecs overcame a 13-point first-half deficit en route to a 65-62 victory over Cal Poly at Mott Gym on Nov. 30.

The victory was the first of the season for San Diego State (1-2) which had opened the campaign with consecutive five-point losses and marked just the third defeat in the last 15 home games for the Mustangs (1-2).

The Aztecs trailed 20-7 out of the gate and were down 36-24 with 4:29 remaining in the first half but ended the period with a 10-0 run. Mackell, who tied a career high with 21 points, tallied five points in the spurt that cut the Aztec deficit to two points at the break.

The Mustangs built the lead to nine points when Steve Geary connected on a three-point field goal with 13:08 to play. Geary tied for team-high honors with 16 points in the contest.

But the Aztecs battled back with a 16-2 run. Deandre Moore gave San Diego State the lead for good with a lay-up by Deandre Moore and capped the run on a Tony Bland jumper.

San Diego State sealed the victory by making 4-of-5 free throws in the final 56 seconds of the contest.

The Aztec senior class of Bland, Mackell and Moore accounted for 52 points, 20 rebounds and eight assists in the contest. The trio accounted for 26 of San Diego State's 31 second-half points.

San Diego State won despite just shooting 34.9 percent from the field marking just the fifth time in the Steve Fisher era the Aztecs have won a game shooting less than 40 percent from the field.

The Aztecs made up for the rough shooting night by out-rebounding the Mustangs 43-38 and holding Cal Poly to 37.5 percent shooting from the field.

**NOTES OF THE GAME:** Mike Mackell tied a career high with 21 points, he scored 21 points in the Aztecs victory at New Mexico (2-2-02) last season... It was the third 20-plus scoring game of his career and he has 10+ points in five straight

games... Tony Bland scored a season-best 21 points, marking his 11th 20+ scoring game while at San Diego State and his 12th overall... With 14 points against Portland and 10 points vs. Cal Poly, Deandre Moore scored in double figures of consecutive games for the fourth time in his career but the first since his sophomore season... The senior point guard has never scored in double figures in three consecutive contests... Moore has 13 assists in his last two games, his highest two-game total since his sophomore season when he had 14 in consecutive games against Wyoming (11) and Colorado State (3)... His highest two-game total is 20... Aerick Sanders pulled down nine rebounds, narrowly missing his third double-figure rebound performance for his career... The Aztecs are 31-8 in the Fisher era when holding opponents below 70 points and 26-16 when out-rebounding opponents... San Diego State avoided what would have been its first three-game losing streak since the 2000-01 season.

SDSU	MP	FG	3FG	FT	R	F	A TO	B	S	TP
Sanders	28	0-4	0-0	0-0	9	5	0 3	1	1	0
Mackell	37	8-16	0-0	5-9	7	1	1 3	0	2	21
Moore	37	4-9	1-3	1-3	7	4	6 2	0	3	10
Bland	35	6-16	2-3	7-8	6	0	1 0	2	0	21
Sir	18	3-6	3-6	0-0	0	2	1 1	0	0	9
Johnson	6	1-9	0-3	2-2	4	1	5 3	0	0	4
Sharper	6	0-0	0-0	0-0	0	0	1 0	0	1	6
Davis	13	0-3	0-0	0-0	3	3	0 0	0	1	0
White	1	0-0	0-0	0-0	0	0	0 0	0	0	0
Team					7					
Totals	200	22-63	6-15	15-22	43	16	15 12	3	8	65

CP	MP	FG	3FG	FT	R	F	A TO	B	S	TP
Patterson	28	2-6	0-0	0-0	8	5	0 0	0	2	4
Dennis	22	2-10	1-3	4-4	2	4	2 0	0	1	9
Jackson	33	2-7	1-3	0-0	7	0	6 5	0	1	5
Allen	36	6-12	4-7	0-0	3	2	2 0	0	1	16
Geary	40	4-13	1-6	7-9	4	1	0 6	0	2	16
Lisinac	15	3-5	1-2	0-0	5	5	0 3	2	1	7
Grace III	15	2-3	0-1	1-2	3	0	0 0	1	1	5
Sampson	2	0-0	0-0	0-0	0	2	0 1	0	0	0
Titchenal	9	0-0	0-0	0-0	2	0	0 0	0	0	0
Team					4					
Totals	200	21-56	8-22	12-15	38	19	10 15	3	9	62

Halftime: Cal Poly 36, San Diego State 34. FG%: Cal Poly 37.5, San Diego State 34.9. 3FG%: San Diego State 40.0, Cal Poly 36.4. FT%: Cal Poly 80.0, San Diego State 68.2. Officials: Mike Scyphers, Jim Danner, Larry Spaulding. Technicals: None.

## Game 4

### San Diego State 87, UC San Diego 57 Dec. 2, 2002 • San Diego, Calif. Cox Arena at Aztec Bowl • Att.: 4,401

SAN DIEGO - Redshirt freshman sharpshooter Steve Sir connected on a career-high six three-point field goals and scored 18 points as San Diego State set a school record with 16 three-pointers in an 87-57 defeat of cross-town foe UC San Diego on Monday night.

Senior guard Tony Bland, who made 4-of-7 from three-point range, also scored 18 as the Aztecs won their second straight after an 0-2 start.

SDSU has won the five all-time meetings with UCSD by an average of 29.4 points.

The Aztecs came out with a flourish against their Div. II city counterparts, running out to a 21-7 lead by the second media timeout. The score was 36-24 before SDSU closed out the first half with an 11-0 run, highlighted by Sir three-pointers on consecutive possessions, over the final 1 minute, 59 seconds to take a 47-24 halftime lead. UC San Diego never led and was harassed into 39.7 percent shooting, including 7-of-30 from three-point range, as the Aztecs held an opponent under 60 points for the first time this season. Led by junior forward Aerick Sanders' 11 boards, the Aztecs enjoyed a 44-27 rebound advantage over the shorter Tritons.

SDSU, which shot an identical 16-of-33 from behind the arc and from two-point range, broke the previous team record of 13 three-pointers and came within one of the Mountain West record of 17 treys.

The Aztecs received tremendous scoring balance, as four players scored in double-figures and nine of the 10 players who dressed for the game found their way into the scoring ledger.

Jordan Watkins and Sean Crawford led the Tritons with 15 apiece.

**NOTES OF THE GAME:** The victory was the ninth straight home win in December for the Aztecs... Sanders' four blocks on the night give him 53 for his career, placing him 10th on the school's all-time list... Redshirt freshman Trimaime Davis registered the best scoring output of his young career with six points, while redshirt freshman Markee White and true freshman John Sharper scored their first points as collegians on a pair of free throws and a three-pointer, respectively.

UCSD	MP	FG	3FG	FT	R	F	A TO	B	S	TP
Duffaut	27	3-10	1-6	0-0	2	2	0 0	0	0	7
Moyneur	22	2-3	1-2	1-1	0	3	2 1	0	1	6
Watkins	29	7-11	0-0	1-2	5	1	3 3	0	1	15
Jackson	29	2-6	1-3	2-2	3	4	3 1	0	0	7
Crawford	30	6-15	3-11	0-2	2	2	4 0	2	15	
Zanolli	5	0-1	0-1	0-0	0	0	0 1	0	0	0
Crockett	14	0-2	0-2	0-0	2	0	2 0	0	1	0
Tower	3	0-0	0-0	0-0	0	0	0 0	0	0	0
Rikansrud	10	1-5	1-5	0-0	1	0	0 1	0	1	3
Sydney	17	0-2	0-0	0-0	5	0	1 1	0	2	0
Roberts	5	1-1	0-0	0-0	1	0	1 1	0	0	2
Conti	8	1-2	0-0	0-0	3	2	0 1	0	1	2
Cooke	1	0-0	0-0	0-0	0	0	0 0	0	0	0
Team					3					
Totals	200	23-58	7-30	4-7	27	14	14 15	0	9	57

SDSU	MP	FG	3FG	FT	R	F	A TO	B	S	TP
Sanders	30	4-8	0-0	0-0	11	0	2 1	4	0	8
Mackell	27	5-7	0-0	5-8	8	0	1 2	0	0	15
Moore	27	4-7	3-5	0-0	1	2	8 2	0	1	11
Bland	27	7-17	4-7	0-0	3	1	6 0	0	1	18
Sir	25	6-10	6-10	0-0	4	0	1 3	0	0	18
Johnson	17	2-8	2-6	0-0	2	0	1 1	0	0	6
Sharper	12	1-3	1-3	0-0	5	1	2 1	0	0	3
Davis	19	3-3	0-0	0-0	2	2	0 1	0	0	6
Wardrop	9	0-2	0-2	0-0	0	2	2 0	0	1	0
White	7	0-1	0-0	2-3	2	0	0 2	0	0	2
Team					6					
Totals	200	32-66	16-33	7-11	44	8	23 14	4	3	87

Halftime: San Diego State 47, UC San Diego 24. FG %: San Diego

State 48.5, UC San Diego 39.7. 3FG%: San Diego State 48.5, UC San Diego 23.3. FT%: San Diego State 63.6, UC San Diego 57.1. Officials: Stanley Reynolds, Larry Spaulding, Greg Burks. Technicals: None.

## Game 5

### No. 1/1 Arizona 89, San Diego State 81 Dec. 2, 2002 • San Diego, Calif. Cox Arena at Aztec Bowl • Att.: 12,414 (c)

SAN DIEGO - A capacity crowd and a national television audience witnessed San Diego State supply top-ranked Arizona with its toughest challenge of the season. The Aztecs thrilled the first-ever sellout crowd at Cox Arena and served notice to the national audience by challenging No. 1 Arizona for the full 40 minutes before finally succumbing, 89-81.

For the second consecutive season, the Aztecs harassed the nation's top-ranked team throughout the game. But just as they did last year in holding No. 1 Duke to its lowest margin of victory at home, SDSU fell shy of pulling off the upset in the ESPN-televised contest.

The top-ranked Wildcats, who won their first three games of the season by an average of 35.7 points, were playing their first road game in front of the raucous 12,414-spectator capacity crowd and had trouble shaking the Aztecs' pesky effort. SDSU held a 10-7 lead after a Trimaime Davis layup with 13 minutes, 21 seconds remaining in the first half.

Freshman Evan Burns and sophomore transfer Chris Manker, who were eligible to play for the first time this season, sparked the Aztecs and ignited the crowd when they entered the game at the 12:04 mark of the first half. A half-minute later, Burns had his first points as an Aztec on an alley-oop dunk, while Manker drained a three-pointer at 10:47 to tie the game at 17-17.

Burns finished with seven points, three rebounds and three assists in 17 minutes, while Manker added five points and five rebounds in 13 minutes.

The game was tied at 21-all before Arizona took command with a 23-14 run to close out the half. Arizona, the popular preseason national championship pick, displayed its superior depth as eight different players scored during the run.

Arizona picked up in the second half where it left off in the first, running its lead to as many as 19 points. The Wildcats led by 17 with six minutes left before the Aztecs made things interesting by scoring the next seven points. However, SDSU could not climb past the 10-point barrier until there was too little time left in the final minute.

SDSU held preseason Wooden Award candidates Luke Walton and Jason Gardner to a combined 16 points on 3-of-16 shooting, but Will Bynum came off the bench to score a game-high 19 while Rick Anderson added 17. The senior trio of Deandre Moore, Tony Bland and Mike Mackell combined for 47 points to lead the Aztecs.

**NOTES OF THE GAME:** The capacity crowd of 12,414 was the first sellout in the six-year history of Cox Arena and the Aztecs' second-largest home crowd ever, trailing only the 13,106 fans who watched SDSU play North Carolina at the Sports Arena on Dec. 29, 1988... The game was the first was the first match-up between active championship coaches in 2002-03, as Arizona's Lute Olson, who guided the Wildcats to their first-ever championship in 1997, gets the win over SDSU's Steve Fisher, who won the first six games of his head-coaching in leading Michigan to the 1989 title.

ARIZONA	MP	FG	3FG	FT	R	F	A TO	B	S	TP
Walton	24	2-6	2-3	1-2	3	3	4	3	0	7
Iguodala	19	2-4	1-2	2-2	3	1	2	1	0	7
Anderson	26	8-12	0-0	1-2	10	2	1	2	2	17
Frye	21	3-5	0-0	2-3	4	2	0	0	2	8
Gardner	33	1-10	0-7	7-8	2	3	6	2	0	9
Fox	19	4-6	0-0	2-5	5	2	1	1	0	10
Bynum	23	5-10	4-8	5-6	7	2	1	5	0	3
Stoudamire	10	1-5	0-3	2-2	1	1	1	0	0	4
Adams	14	4-8	0-1	0-0	4	0	1	0	0	1
Latimore	11	0-1	0-0	0-0	0	1	1	0	0	1
Team					1					
<b>Totals</b>	<b>200</b>	<b>30-67</b>	<b>7-24</b>	<b>22-30</b>	<b>40</b>	<b>17</b>	<b>18</b>	<b>14</b>	<b>4</b>	<b>9</b>

SDSU	MP	FG	3FG	FT	R	F	A TO	B	S	TP
Sanders	29	2-7	0-0	3-4	11	5	0	2	2	1
Mackell	24	6-7	0-0	3-5	8	5	0	4	0	2
Moore	37	6-9	2-3	2-2	3	4	8	4	0	1
Bland	34	7-21	2-6	0-0	4	1	1	1	0	2
Sir	18	2-7	2-7	0-0	1	1	0	1	0	1
Johnson	17	2-6	0-3	1-2	1	3	4	2	0	2
Davis	11	2-5	0-0	0-0	1	3	0	0	0	4
Burns	17	3-6	1-3	0-0	3	3	3	2	1	0
Manker	13	2-5	1-3	0-0	5	0	2	1	1	0
Team					4					
<b>Totals</b>	<b>200</b>	<b>32-73</b>	<b>8-25</b>	<b>9-13</b>	<b>41</b>	<b>25</b>	<b>18</b>	<b>18</b>	<b>4</b>	<b>9</b>

**Halftime:** Arizona 44, San Diego State 35. **FG %:** Arizona 44.8, San Diego State 43.8. **3FG%:** San Diego State 32.0, Arizona 29.2. **FT%:** Arizona 73.3, San Diego State 69.2. **Officials:** Stanley Reynolds, Terry Christman, Bobby McRoy. **Technical:** None.

## Game 6

### San Diego State 64, Long Beach St. 55 Dec. 10, 2002 • Long Beach, Calif. The Pyramid • Att.: 2,542

**LONG BEACH -** San Diego State utilized a 20-6 run early in the second half to claim a 64-55 decision over Long Beach State on Tuesday night at The Pyramid. Senior center Mike Mackell scored 17 points and senior guard Tony Bland added 11 as the Aztecs recorded their second road win of the season, marking the earliest SDSU notched a second road win in 31 seasons.

With their best defensive effort of the season in holding the 49ers to 34 percent shooting, the Aztecs won for the ninth time in their last 10 meetings with Long Beach dating to 1980.

Behind a balanced first-half effort that saw eight different Aztecs score and nine assists recorded on 12 SDSU baskets, San Diego State held a 31-26 halftime lead. Long Beach opened the second half with a 12-2 run to take a 38-33

lead, but the Aztecs capped their game-breaking run with a John Sharper three-pointer to claim a nine-point lead with seven minutes, 54 seconds remaining.

Tony Darden's jumper with 2:23 left brought Long Beach within 58-54, but SDSU scored the next five points and made enough free throws down the stretch to close out the 64-55 win.

For the second straight game, the Aztec bench recorded a season-best scoring output. Sparked by 10 points from freshman forward Evan Burns and eight from sophomore center Chris Manker, who were playing in only their second game as Aztecs, SDSU reserves outscored LBSU's bench, 25-2. The Aztecs also claimed a 38-30 advantage on the boards, as junior forward Aerick Sanders grabbed a career-high 12 rebounds.

LBSU's Darden led all scorers with 20 points, including three 3-pointers, while Kevin Roberts added 13 points and grabbed 9 rebounds.

**NOTES OF THE GAME:** With the win, SDSU improved to 11-10 in its last 21 road/neutral games... Before the current stretch, it took the Aztecs 60 games to record 11 such victories... San Diego State recorded a victory the game after playing the nation's No. 1 team for the second straight season... Mackell has scored at least 15 points in all six games this season, while Bland scored in double-figures for the 35th time in 39 games as an Aztec... Freshman guard Steve Sir was held without a three-pointer for the first time in his six-game Aztec career... The game was a homecoming of sorts for SDSU, as 10 of the 14 players on the Aztec roster come from a 35-mile radius of Long Beach.

SDSU	MP	FG	3FG	FT	R	F	A TO	B	S	TP
Sir	12	1-4	0-2	0-0	1	0	2	3	0	2
Sanders	24	1-1	0-0	2-2	12	4	1	3	1	0
Mackell	29	6-10	0-0	5-5	6	5	0	6	0	17
Moore	35	2-5	1-2	0-0	2	3	3	1	0	2
Bland	35	5-10	1-1	0-2	2	1	4	2	0	11
Johnson	13	1-3	1-3	1-2	4	0	0	3	0	4
Sharper	9	1-2	1-2	0-0	0	1	0	0	0	1
Davis	10	0-0	0-0	0-0	2	1	0	0	0	0
Burns	22	2-9	0-2	6-7	4	3	1	1	1	2
Manker	11	3-5	2-3	0-0	4	2	1	1	0	8
Team					1					
<b>Totals</b>	<b>200</b>	<b>22-49</b>	<b>6-15</b>	<b>14-18</b>	<b>38</b>	<b>20</b>	<b>12</b>	<b>20</b>	<b>2</b>	<b>5</b>

LBSU	MP	FG	3FG	FT	R	F	A TO	B	S	TP
Roberts	37	5-12	1-3	2-4	9	3	3	3	0	13
Williams	30	2-8	0-3	1-2	3	3	1	1	0	2
Lawhorn	20	2-3	0-0	5-6	4	1	0	1	1	0
Thompson	37	2-4	0-0	2-4	2	1	4	2	0	6
Darden	37	6-19	3-9	5-6	1	2	1	3	0	2
Hodges	5	0-1	0-1	0-0	0	1	0	0	0	0
Jackson, M.	4	0-0	0-0	0-0	2	3	0	1	0	0
Pearson	7	1-1	0-0	0-0	3	2	0	0	0	7
Jackson, A.	15	0-2	0-0	0-1	3	1	1	0	1	1
Jenkins	8	0-3	0-2	0-0	0	0	0	2	0	0
Team					3					
<b>Totals</b>	<b>200</b>	<b>18-53</b>	<b>4-18</b>	<b>15-23</b>	<b>30</b>	<b>17</b>	<b>10</b>	<b>13</b>	<b>2</b>	<b>10</b>

**Halftime:** San Diego State 31, Long Beach State 26. **FG %:** San Diego State 44.9, Long Beach State 34.0. **3FG%:** San Diego State 40.0, Long Beach State 22.2. **FT%:** San Diego State 77.8, Long Beach State 65.2. **Officials:** Jim Stupin, Randy McCall, Bob Staffen. **Technical:** None.

## Game 7

### San Diego State 60, Hawai'i 49 Dec. 14, 2002 • San Diego, Calif. Cox Arena at Aztec Bowl • Att.: 6,138

**SAN DIEGO -** Behind a stifling defensive effort that held Hawai'i to its lowest point total in three seasons, San Diego State defeated the visiting Rainbow Warriors for the second straight season, 60-49, at Cox Arena. In the battle of 2002 NCAA Tournament teams, SDSU (4-3) limited the two-time defending WAC champions to 34.0 percent shooting while holding three Hawai'i starters scoreless.

Hawai'i (2-1), which has rung up an impressive 29-7 record over the past two seasons, has suffered losses in back-to-back seasons at the hands of the Aztecs. The Rainbow Warriors were held below 50 points for the first time since a 53-49 loss to Bowling Green on Nov. 21, 1999, while the Aztecs held a Division I opponent other than Air Force below 50 points for the first time since an 80-47 win over CSU Northridge on Jan. 30, 1996.

Senior guard Tony Bland scored a game-high 19 points on season-best 6-of-8 shooting, registering double-figure points for the 36th time in 40 games as an Aztec. However, Bland's best effort in the game may have come on the defensive end, as he helped harrass preseason Wooden Award candidate Carl English into 4-of-15 shooting, five turnovers and only four points after halftime.

The game was tied at 22 at halftime, as both teams struggled to under-35 percent shooting. The Aztecs scored 10 of the first 15 points in the second half, but the Rainbow Warriors fought back to take a 33-32 lead on Nkeruwem Akpan's jumper with 13 minutes, 26 seconds remaining.

The game was tied at 36 with 11:18 left before sophomore Tommy Johnson, who earned his first career start, converted a layup and the Aztecs forced three consecutive Hawai'i turnovers to spark a game-breaking 13-4 run. SDSU, which shot 60 percent from the floor in the second half, registered an equally impressive 11-for-15 from the free-throw line over the last 4:31 to seal the 60-49 win.

Senior center Mike Mackell scored 15 points, hitting that mark now in all seven games this season. Junior Aerick Sanders grabbed nine rebounds and registered a career-high three assists.

English led the Rainbow Warriors with 16 points, while Phil Martin added 14 points.

**NOTES OF THE GAME:** With the win, San Diego State improved to 4-3, equalling the Aztecs' best start since the 1996-97 squad started 5-2... The 4-3 mark also equals last season's NCAA tournament squad out of the gate... The Aztecs matched their season-low with 12 turnovers while forcing a season-high 21 miscues... Sophomore guard Travis Hanour played his first game for SDSU, entering with 10 min-

utes, 30 seconds remaining in the first half... The transfer from Arizona connected on his first basket, a jumper from the left baseline, at the 8:09 mark

HAWAII	MP	FG	3FG	FT	R	F	A TO	B	S	TP
Martin	28	5-7	1-1	3-4	4	3	1 5	0	0	14
Peciukas	8	0-2	0-1	0-0	0	0	0 0	0	0	0
Shimonovich	27	0-5	0-0	0-0	7	5	1 5	1	0	0
Campbell	30	0-3	0-1	0-0	3	3	3 1	0	0	0
English	39	4-15	3-7	5-7	12	2	2 5	0	1	16
Carter	15	4-8	2-5	0-1	0	2	1 1	0	0	10
Kuebler	29	2-7	0-0	1-1	4	3	2 0	0	1	5
Akpan	24	2-3	0-0	0-0	7	1	3 4	1	0	4
Team					1					
<b>Totals</b>	<b>200</b>	<b>17-50</b>	<b>6-15</b>	<b>9-13</b>	<b>38</b>	<b>19</b>	<b>13 21</b>	<b>2</b>	<b>2</b>	<b>49</b>

SDSU	MP	FG	3FG	FT	R	F	A TO	B	S	TP
Sanders	31	1-2	0-0	0-0	9	2	3 1	1	0	2
Mackell	31	6-16	0-0	3-4	8	2	1 2	1	1	15
Johnson	21	3-5	0-1	0-0	0	4	0 0	0	1	6
Moore	35	2-4	1-1	2-2	1	2	5 2	0	3	7
Bland	35	6-8	1-1	6-9	2	1	1 4	0	1	19
Hanour	16	1-4	0-2	2-4	2	3	2 2	1	0	4
Sir	9	2-2	1-1	0-0	1	1	0 0	0	1	5
Sharper	1	0-0	0-0	0-0	0	0	0 0	0	0	0
Davis	2	0-0	0-0	0-0	0	0	0 0	0	0	0
Burns	14	0-4	0-0	0-0	3	2	0 1	1	2	0
Manker	8	1-4	0-1	0-0	2	0	0 0	0	0	2
Team					0					
<b>Totals</b>	<b>200</b>	<b>22-49</b>	<b>3-7</b>	<b>13-19</b>	<b>28</b>	<b>17</b>	<b>13 12</b>	<b>4</b>	<b>9</b>	<b>60</b>

Halftime: San Diego State 22, Hawaii 22. FG %: San Diego State 44.9, Hawaii 34.0. 3FG%: San Diego State 42.9, Hawaii 40.0. FT%: Hawaii 69.2, San Diego State 68.4. Officials: Dan Chrisman, Jim Danner, Shawn Lehigh. Technicals: None.

## Game 8

**San Diego State 71, Houston 61**  
**Dec. 21, 2002 • Houston, Texas**  
**Hofheinz Pavilion • Att.: 3,444**

HOUSTON - Mike Mackell and Aerick Sanders recorded career highs as San Diego State rallied from an eight-point deficit to defeat Houston, 71-61, on Dec. 21 at the Hofheinz Pavilion.

The Cougars led 42-38 with 15:23 to play, but a 20-3 Aztec run put San Diego State on top to stay. The Aztecs led the final 13:09 of the contest.

Trailing by two points at the half, the Aztecs completely dominated the second 20 minutes of play, connecting on 15-of-27 field goal attempts (55.6 percent) and out-rebounding the Cougars 22-12 after intermission.

Mackell, the Aztec senior center, scored a career high 22 points on the strength of 9-of-13 field goals. Sanders, a junior forward, tied a career high with 12 points and added career bests with 14 rebounds and four assists.

Deandre Moore added 10 points for the Aztecs while Tony Bland, scored seven points and added a game-high six assists. The Senior guard now has 998 points in his career.

Houston was paced by Louis Truscott who posted team-highs with 16 points and 12 rebounds.

**NOTES OF THE GAME:** San Diego State improves to 5-3 overall and has won three

straight games and five of its last six. SDSU plays its next five games at home where the Aztecs have posted a 14-5 record since the beginning of last season... San Diego State has won three of its first four road games in a season for the first time since the 1984-85 campaign when SDSU opened the season with victories in its first four road games. This is the first time in 18 seasons that SDSU won at least three of its first four road games of the season.

SDSU	MP	FG	3FG	FT	R	F	A TO	B	S	TP
Sanders	30	5-9	0-0	2-2	14	4	4 1	0	1	12
Mackell	27	9-13	0-0	4-4	3	2	0 4	0	0	22
Johnson	26	3-9	1-4	0-0	5	1	1 1	0	1	7
Moore	28	2-4	2-4	4-6	2	3	1 1	0	3	10
Bland	32	2-9	0-4	3-5	4	0	6 3	0	3	7
Hanour	18	2-6	2-4	0-1	4	1	1 1	0	0	6
Sir	11	1-6	1-6	0-0	1	1	1 0	0	0	3
Sharper	5	0-0	0-0	0-0	0	0	0 0	0	0	0
Davis	2	0-0	0-0	0-0	0	0	0 0	0	0	0
Burns	10	2-4	0-0	0-1	4	2	2 1	1	0	4
Manker	11	0-1	0-0	0-0	1	1	0 1	0	0	0
Team					2			1		
<b>Totals</b>	<b>200</b>	<b>26-61</b>	<b>6-22</b>	<b>13-19</b>	<b>40</b>	<b>15</b>	<b>16 14</b>	<b>1</b>	<b>8</b>	<b>71</b>

HOUSTON	MP	FG	3FG	FT	R	F	A TO	B	S	TP
Truscott	39	6-13	1-2	3-4	12	0	2 4	0	1	16
Shelton	28	3-5	1-3	0-0	3	2	1 2	1	0	7
McGuire	20	4-4	1-1	1-2	6	4	1 3	1	0	10
Owens	34	3-13	2-5	0-0	2	4	5 1	0	0	8
Hensley	26	3-6	0-2	0-0	3	3	0 1	1	3	6
Jones II	24	1-8	0-1	1-2	1	2	1 2	0	0	3
Keys	8	1-1	0-0	0-0	0	0	0 0	0	0	2
Ferguson	21	4-7	0-0	1-1	4	4	1 3	1	0	9
Team					2					
<b>Totals</b>	<b>200</b>	<b>25-57</b>	<b>5-14</b>	<b>6-9</b>	<b>33</b>	<b>19</b>	<b>11 16</b>	<b>4</b>	<b>4</b>	<b>61</b>

Halftime: Houston 30, San Diego State 28. FG %: Houston 43.9, San Diego State 42.6. 3FG%: Houston 35.7, San Diego State 27.3. FT%: San Diego State 68.4, Houston 66.7. Officials: Mark Whitehead, Mike Littlewood, Jim Stupin. Technicals: None.

## Game 9

**San Diego State 91, Florida Atlantic 76**  
**Dec. 28, 2002 • San Diego, Calif.**  
**Cox Arena at Aztec Bowl • Att.: 5,566**

SAN DIEGO - Evan Burns produced the breakout game of his young collegiate career, scoring a game-high 21 points, and Mike Mackell added 20 as the Aztecs ran their win streak to four straight with a 91-75 win over Florida Atlantic at Cox Arena.

In matching its best start in six seasons at 6-3, SDSU scored its most points since a 93-78 upset of No. 21/16 Fresno State last season. The Aztecs, playing the first contest of a five-game homestand, also reeled off 51 first-half points, the most since 57 points in the first half of a win over UC San Diego last season.

Burns matched his previous high of 10 points with 10 minutes, 54 seconds remaining in the first half. Despite playing only 18 minutes, the freshman forward became the only current Aztec to produce a 20-point game in his freshman season.

Mackell scored 16 of his 20 points in the first half, including a three-point play with 11:34 left

in the first stanza that gave the Aztecs the lead for good against their fellow 2002 NCAA Tournament opponent.

SDSU controlled the up-and-down game with its defensive pressure, forcing the Owls into almost as many turnovers (26) as made field goals (27). The Aztecs also held a 20-attempt advantage at the free throw line, converting 24-of-39 to FAU's 13-of-19.

Senior Tony Bland scored his 1,000th career point by connecting on his first shot of the game. He finished with nine points, giving him a career total of 1,007, and also dished out a season-best eight assists.

Chris Thomas led the Owls with 19 points.

**NOTES OF THE GAME:** With the season-best 91-point outburst, three Aztecs set career scoring marks. In addition to Burns' career-high 21 points, sophomore Travis Hanour set his SDSU high and matched his career high with 11 points and freshman John Sharper produced a personal-best eight points... Junior Aerick Sanders grabbed 11 rebounds for the fifth time in six games... Sanders' effort on the boards allowed the Aztecs to out-rebound or match their opponent on the boards for the eighth time in nine games this season.

FAU	MP	FG	3FG	FT	R	F	A TO	B	S	TP
Headley	20	0-4	0-0	5-6	2	4	0 2	0	0	5
Bishop	31	4-8	3-4	0-0	1	3	0 1	0	2	11
Edwards	28	1-4	0-1	1-2	10	4	2 6	0	0	3
Crumbley	37	5-15	2-8	1-1	1	3	4 6	0	1	13
Thomas	32	8-12	1-3	2-3	3	4	1 2	0	3	19
Neumann	14	2-2	0-0	0-0	3	5	0 3	0	0	4
Stevens	6	1-3	0-0	2-4	0	2	1 2	0	0	4
Cowans	25	5-8	1-3	2-3	8	3	3 1	0	1	13
Hamilton	7	1-2	1-2	0-0	3	3	0 3	0	0	3
Team					2					
<b>Totals</b>	<b>200</b>	<b>27-58</b>	<b>8-21</b>	<b>13-19</b>	<b>33</b>	<b>31</b>	<b>11 26</b>	<b>0</b>	<b>7</b>	<b>75</b>

SDSU	MP	FG	3FG	FT	R	F	A TO	B	S	TP
Sanders	25	3-4	0-0	1-3	11	4	2 2	0	3	7
Mackell	27	6-9	0-0	8-11	4	1	3 0	0	0	20
Johnson	23	3-8	1-4	0-0	2	4	3 0	0	2	7
Moore	23	2-7	0-3	1-2	2	2	5 3	0	3	5
Bland	30	3-7	0-2	3-8	5	1	8 2	0	2	9
Hanour	21	4-8	2-4	1-2	4	1	0 1	1	0	11
Sir	10	0-3	0-3	0-0	1	1	1 0	0	0	0
Torres	1	0-0	0-0	0-0	0	1	0 0	0	1	0
Sharper	9	2-4	2-4	2-2	0	0	0 2	0	0	8
Davis	5	1-2	0-0	1-3	2	1	0 0	0	0	3
Burns	18	7-11	0-0	7-8	4	3	0 4	1	4	21
Manker	5	0-1	0-1	0-0	1	0	0 2	0	0	0
Wardrop	1	0-1	0-1	0-0	0	0	0 1	0	0	0
White	2	0-1	0-0	0-0	0	1	1 0	0	0	0
Team					3					
<b>Totals</b>	<b>200</b>	<b>31-66</b>	<b>5-22</b>	<b>24-39</b>	<b>39</b>	<b>20</b>	<b>23 17</b>	<b>2</b>	<b>15</b>	<b>91</b>

Halftime: San Diego State 51, Florida Atlantic 41. FG %: San Diego State 47.0, Florida Atlantic 46.6. 3FG%: Florida Atlantic 38.1, San Diego State 22.7. FT%: Florida Atlantic 68.4, San Diego State 61.5. Officials: Kelly Self, Mike Giarratano, Kenneth Wilson. Technicals: None.

## Game 10

**San Diego State 74, IPFW 58**  
**Dec. 30, 2002 • San Diego, Calif.**  
**Cox Arena at Aztec Bowl • Att.: 5,094**

SAN DIEGO - The Aztecs ran out to a 10-0 lead and led by as many as 29 points in cruising to a 74-58 victory over IPFW at Cox Arena.

SDSU ran its season-best winning streak to five games in improving to 7-3, equaling its best record after 10 games in the last six seasons. In posting a five-game victory streak for the third straight season, the Aztecs closed the month of December with a 6-1 record for their best record in the holiday month since the 1996-97 squad racked up an identical record.

The Aztecs left little doubt about the outcome early, scoring the first 10 points of the game on layups and follow-up shots. After the Mastodons' first basket, the Aztecs followed with a 15-2 run sparked by three-pointers from three different players. All five SDSU starters had scored by the first media timeout and nine different Aztecs entered the scoring column by the second media break.

The Aztecs put up 45 points in the first half, their third-most prolific scoring first period of the season, despite having only two players (Tony Bland and Evan Burns) with as many as seven points. The 24-point lead at the half (45-21) was the Aztecs' largest of the season. At the same time, SDSU set a season-low for points allowed in a half by holding the Mastodons to just 21 first-half points thanks to 14 forced turnovers.

After leading by 29 at one point in the first half, the Aztecs built their second-half lead to as many as 28 points before settling for the 16-point margin, SDSU's largest win over a Division I opponent this season. When junior walk-on guard Ben Wardrop scored his second career basket on a three-pointer with 34 seconds remaining, 12 of the 13 Aztecs who appeared in the game had broken into the scoring ledger.

Mike Mackell was held below 15 points for the first time this season, but he still scored in double-figures for the 12th straight time in an Aztec uniform with a team-high 11. Evan Burns added 10 points, while Tommy Johnson and Aerick Sanders each grabbed a team-high seven rebounds.

Jim Kessenich led IPFW with 13 points.

**NOTES OF THE GAME:** SDSU improved to 16-5 at Cox Arena since the beginning of last season and has won 17 of its last 19 home games against non-conference competition... Tommy Johnson (seven rebounds) and Travis Hanour (five rebounds) had career-best nights on the boards as the Aztecs owned a 41-30 advantage on the glass.

IPFW	MP	FG	3FG	FT	R	F	A TO	B	S	TP
Carouthers	20	3-5	0-1	1-2	1	0	2 3	1	1	7
Kessenich	29	6-12	1-2	0-0	3	1	0 3	2	0	13
Simon	22	1-1	0-0	1-4	4	4	0 1	0	0	3
Collins	25	2-12	2-5	4-4	4	2	3 1	0	3	10
Woodall	17	1-5	0-2	0-0	1	0	5 0	2	2	2
Noll	18	1-4	1-4	0-0	2	2	2 1	0	2	3
Clevinger	24	2-4	1-3	4-6	0	2	4 2	0	1	9
Jennings	26	4-10	0-1	1-1	12	1	1 1	0	2	9
Nesbitt	1	0-1	0-1	0-0	0	0	0 0	0	0	0
Thrasher	18	1-3	0-0	0-0	1	3	1 0	0	0	2
Team					3			1		
<b>Totals</b>	<b>200</b>	<b>21-57</b>	<b>5-19</b>	<b>11-17</b>	<b>30</b>	<b>16</b>	<b>13 17</b>	<b>3</b>	<b>11</b>	<b>58</b>

SDSU	MP	FG	3FG	FT	R	F	A TO	B	S	TP
Sanders	18	3-6	0-0	1-2	7	0	0 1	1	1	7
Mackell	23	4-7	0-0	3-4	4	1	0 2	0	2	11
Johnson	18	3-6	2-4	0-0	7	3	1 4	0	2	8
Moore	26	3-5	0-2	0-0	4	1	7 3	0	0	6
Bland	24	4-11	0-2	1-2	0	0	4 0	1	2	9
Hanour	19	1-3	1-3	0-0	5	1	2 2	0	0	3
Sir	18	2-5	2-5	0-0	2	0	2 1	0	2	6
Sharper	11	1-2	1-2	0-0	2	2	1 0	0	0	3
Davis	16	1-2	0-0	1-2	1	1	0 0	0	0	3
Burns	11	3-5	1-2	3-3	3	4	0 2	0	1	10
Manker	13	1-4	1-2	2-6	4	2	0 3	1	0	5
Wardrop	1	1-1	1-1	0-0	0	0	1 0	0	0	3
White	2	0-1	0-0	0-0	0	0	1 0	0	0	0
Team					2					
<b>Totals</b>	<b>200</b>	<b>27-58</b>	<b>9-23</b>	<b>11-19</b>	<b>41</b>	<b>15</b>	<b>19 18</b>	<b>3</b>	<b>10</b>	<b>74</b>

Halftime: San Diego State 45, IPFW 21. FG %: San Diego State 46.6, IPFW 36.8. 3FG%: San Diego State 39.1, IPFW 26.3. FT%: IPFW 64.7, San Diego State 57.9. Officials: Bob Staffen, Greg Burks, Mike Littlewood. Technicals: None.

## Game 11

**San Diego State 79, Loyola Marymount 69**  
**Jan. 3, 2003 • San Diego, Calif.**  
**Cox Arena at Aztec Bowl • Att.: 5,269**

SAN DIEGO - Senior guard Tony Bland scored an Aztec season-high 29 points as San Diego State overcame a seven-point second-half deficit to win its sixth straight, 79-69, over Loyola Marymount at Cox Arena.

The win, coming in head coach Steve Fisher's 100th game at the helm of the Aztec program, extends SDSU's victory streak to six straight and matches the squad's best run since the 2000-01 season. At 8-3, the Aztecs have equaled their best start since the 1996-97 campaign.

Bland, who had been held to single-digit scoring in the three previous games for the first time in his Aztec career, connected on four of his first five shots and hit his first two free throws to reach the 10-point mark with 12 minutes, 42 seconds remaining in the first half. He hit a pair of free throws with 2:01 left in the first period to reach his previous season high of 21 points. The senior from Los Angeles was the only Aztec with more than four points at intermission.

Bland's offensive prowess kept SDSU in the game, as a 15-point first-half performance by Keith Kincade had propelled the Lions to a 39-35 halftime lead.

The Aztecs trailed by as many as seven points in the second half, but senior center Mike Mackell, who was held scoreless in the first half, tallied 13 points after intermission as the Aztecs mounted their comeback.

With the visitors ahead by three, 60-57, with 8:55 left, freshman Evan Burns, who registered his first career double-double with 10 points and 10 rebounds, hit a jumper to pull the Aztecs within one. Following a Kincade turnover, Mackell converted a layup to give the Aztecs the lead for good, 61-60. SDSU then closed out the game by hitting its free throws on a 25-11 run to earn its third victory of the season after trailing at the half.

Junior forward Aerick Sanders scored in double-digits for the fourth time in his career with 10 points and grabbed nine rebounds.

Kincade led the Lions with 22 points on 8-of-12 shooting and a perfect 5-for-5 effort from the line.

**NOTES OF THE GAME:** SDSU closed out the Lions with its proficiency from the free-throw line, shooting a season-best 83.3 percent on 25-of-30 shooting from the charity stripe... Freshman guard Steve Sir hit both of his free throws, his first attempts since the second game of the season against Portland Nov. 27, and is a perfect 9-for-9 from the line this year... Junior guard Ben Wardrop, whose brother Wes scored five points in 17 minutes for LMU, entered the game with 13.5 seconds remaining and converted his third career basket, a layup with half a second left, to finalize the score at 79-69.

LMU	MP	FG	3FG	FT	R	F	A TO	B	S	TP
Osborn	17	3-8	1-5	0-0	1	5	2 0	0	0	7
Kincade	32	8-12	1-1	5-5	5	3	1 2	0	0	22
Gay	35	5-8	0-0	3-4	2	3	0 3	3	2	13
Brown	36	5-7	2-2	0-0	5	1	3 2	0	1	12
Worthy	14	0-5	0-0	0-0	0	4	3 1	0	1	0
Dennis	13	1-3	0-1	2-2	0	1	1 0	0	1	4
Dickens	16	1-4	0-0	0-0	5	1	0 1	0	0	2
Wardrop	17	1-3	0-0	3-4	4	3	2 3	0	1	5
Haywood	15	1-3	0-0	0-0	3	0	1 0	0	0	2
Ayer	5	1-2	0-0	0-0	0	2	0 1	0	0	2
Team					3			1		
<b>Totals</b>	<b>200</b>	<b>26-55</b>	<b>4-9</b>	<b>13-15</b>	<b>28</b>	<b>23</b>	<b>13 14</b>	<b>3</b>	<b>6</b>	<b>69</b>

SDSU	MP	FG	3FG	FT	R	F	A TO	B	S	TP
Sanders	33	2-4	0-0	6-6	9	3	2 1	0	0	10
Mackell	22	3-6	0-0	7-10	1	2	2 3	0	0	13
Johnson	20	1-8	0-3	3-4	4	1	3 0	0	0	5
Moore	30	1-6	0-3	0-0	2	4	3 2	0	1	2
Bland	37	11-18	0-1	7-8	0	1	3 1	1	1	29
Sir	8	0-1	0-1	2-2	0	0	1 0	0	0	2
Sharper	16	1-3	1-2	0-0	3	1	2 0	0	1	3
Davis	4	0-0	0-0	0-0	0	0	0 0	0	0	0
Burns	22	5-7	0-1	0-0	10	4	0 2	3	4	10
Manker	8	1-1	1-1	0-0	1	1	0 0	1	0	3
Wardrop	0+	1-1	0-0	0-0	0	0	0 0	0	0	2
Team					2					
<b>Totals</b>	<b>200</b>	<b>26-55</b>	<b>2-12</b>	<b>25-30</b>	<b>32</b>	<b>17</b>	<b>16 9</b>	<b>5</b>	<b>7</b>	<b>79</b>

Halftime: Loyola Marymount 39, San Diego State 35. FG %: San Diego State 47.3, Loyola Marymount 47.3. 3FG%: Loyola Marymount 44.4, San Diego State 16.7. FT%: Loyola Marymount 86.7, San Diego State 83.3. Officials: Tom O'Neill, Tim Gabutero, Shawn Lehigh. Technicals: None.

## Game 12

**No. 23/21 Texas Tech 75, San Diego State 63**  
**Jan. 6, 2003 • San Diego, Calif.**  
**Cox Arena at Aztec Bowl • Att.: 12,414**

SAN DIEGO - No. 23/21 Texas Tech held the Aztecs scoreless over the first six minutes, three seconds of the second half and broke open a four-point halftime lead with a 10-0 run en route to snapping San Diego State's six-game win streak with a 75-63 win on Big Monday at sold-out Cox Arena.

The Aztecs had their longest win streak since the 2000-01 team also won six straight ended

before a capacity crowd of 12,414, SDSU's second second sellout this season and in the six-year history of Cox Arena.

The Red Raiders used an 11-0 free-throw advantage, thanks to 12 first-half fouls whistled against SDSU opposed to six for Texas Tech, to offset the Aztecs' 6-of-13 three-point shooting in the first half in taking a 42-38 halftime lead. Kasib Powell picked up the Red Raiders' scoring slack for teammate Andre Emmett, who was held in check in the first half by the Aztecs with only four points, and scored 19 of his 22 points in the first 20 minutes.

After being down eight points with three minutes, 14 seconds left in the first half, SDSU pulled within one point with just under two minutes left and thanks to six straight points by Tony Bland, the Aztecs closed out the period by outscoring Texas Tech 13-9. However, the Red Raiders forced seven turnovers in their game-breaking and second-half opening 10-0 run and then never let SDSU come within 10 points the rest of the way to close out their fifth straight win.

In shooting a perfect 8-of-8 while propelling Texas Tech to a 16-2 point advantage from the free-throw line, Nick Valdez scored a career-high 21 points and grabbed nine rebounds. He also had four of Texas Tech's 16 steals as the Red Raiders harassed the Aztecs into a season-worst 24 turnovers.

Bland sank six of his last nine shots while producing a team-high 13 points. Mike Mackell added 11 points, reaching that scoring mark for the 12th straight time this season.

**NOTES OF THE GAME:** SDSU coach Steve Fisher and Texas Tech coach Bob Knight, former Big Ten rivals at Michigan and Indiana, respectively, met for the 18th time with Knight improving to 12-6... The Aztecs lost for the first time in six outings when Aerick Sanders, Mackell, Tommy Johnson, Bland and Deandre Moore made up the starting lineup... The Aztecs were out-rebounded for only the second time this season, 36-31.

TT	MP	FG	3FG	FT	R	F	A TO	B	S	TP
Storozynski	18	3-4	0-0	0-1	3	3	2 3	1	1	6
Powell	40	7-14	0-1	8-10	5	3	2 3	0	2	22
Tomaszek	22	0-5	0-0	0-0	4	4	1 2	1	1	0
Emmett	35	8-21	0-1	0-0	8	1	2 1	1	2	16
Ross	14	2-2	0-0	0-0	2	0	2 2	0	3	4
Chavis	9	0-0	0-0	0-0	0	0	2 3	0	1	0
Marshall	23	3-4	0-0	0-0	1	1	3 0	2	2	6
Valdez	39	6-11	1-3	8-8	9	2	2 3	1	4	21
Team					4			1		
<b>Totals</b>	<b>200</b>	<b>29-61</b>	<b>1-5</b>	<b>16-19</b>	<b>36</b>	<b>14</b>	<b>16 18</b>	<b>6</b>	<b>16</b>	<b>75</b>

SDSU	MP	FG	3FG	FT	R	F	A TO	B	S	TP
Sanders	22	2-3	0-0	0-0	6	2	0 2	1	0	4
Mackell	24	5-11	0-0	1-1	3	3	1 4	0	0	11
Johnson	19	2-6	1-4	0-0	2	2	3 3	0	1	5
Moore	32	3-7	2-4	0-0	3	1	2 5	0	1	8
Bland	27	6-14	0-3	1-4	3	3	3 4	0	1	13
Hanour	22	2-7	1-5	0-0	2	2	1 2	1	2	5
Sir	12	2-3	2-3	0-0	0	0	1 1	0	0	6
Sharper	11	1-2	1-1	0-0	1	1	0 1	0	0	3
Davis	3	1-1	0-0	0-0	1	1	1 0	0	0	2
Burns	15	1-1	0-0	0-0	3	3	2 1	0	0	2
Manker	15	2-5	0-2	0-1	4	2	0 1	0	0	4

Team	3										
<b>Totals</b>	<b>200</b>	<b>27-60</b>	<b>7-22</b>	<b>2-6</b>	<b>31</b>	<b>20</b>	<b>14</b>	<b>24</b>	<b>2</b>	<b>5</b>	<b>63</b>

**Halftime:** Texas Tech 42, San Diego State 38. **FG %:** Texas Tech 47.5, San Diego State 45.0. **3FG%:** San Diego State 31.8, Texas Tech 20.0. **FT%:** Texas Tech 84.2, San Diego State 33.3. **Officials:** David Hall, Scott Thornley, Verne Harris. **Technical:** Texas Tech 1 (Tomaszek), San Diego State 1 (Burns).

## Game 13

### San Diego State 78, San Diego 72 Jan. 8, 2003 • San Diego, Calif. Cox Arena at Aztec Bowl • Att.: 8,078

**SAN DIEGO** - The 2002-03 edition of the city showdown went to San Diego State, which jumped out to a 17-point lead and held on down the stretch to defeat San Diego, 78-72.

In winning their ninth straight game over unranked opponents in a season for the first time since moving to Division I prior to the 1970-71 season, the Aztecs snapped a four-game losing streak against their crosstown rival. SDSU caps off the non-conference season with a victory for the third straight season and improves to 9-4 against non-MWC opponents, a record that keeps pace with the start of last season's NCAA Tournament team after 13 games.

The Toreros jumped out to an 8-2 lead after the first two minutes, 32 seconds, but the Aztecs ran off the next nine points to take a lead they would never relinquish. And despite going without a field goal for a 7:41 stretch of the first half, the Aztecs held on to their seven-point lead as they forced USD into 26.7 percent shooting (8-of-30) in the first half.

The lead was cut to four before SDSU went on a 21-8 run over a 5:42 span early in the second half to take a 17-point lead. The Aztecs converted five three-pointers over that stretch, including three in a little over three minutes by Steve Sir, to take command.

USD trailed by 10 with a just over one minute left and whittled SDSU's lead down to four over the next 34 seconds, but the Toreros could not get another shot off and suffered their fourth straight loss.

On the strength of combined 10-of-12 shooting from the frontcourt tandem of Aerick Sanders and Mike Mackell, the Aztecs shot a season-best 49.1 percent (26-of-53) from the floor. Conversely, SDSU harassed USD into a season-low 22 first-half points in holding their sixth opponent to sub-40 percent shooting.

Tony Bland led the Aztecs with 17 points and eight assists, while Mike Mackell added 15. Aerick Sanders scored in double-digits for the fifth time in his career with 11 points, while Evan Burns came off the bench to tally nine points and seven rebounds in a career-high 26 minutes.

Roy Morris led the Toreros with 22 points on 8-of-11 field goals. Subtract Morris from the box score and the Aztecs would have held USD to 16-of-50 shooting (32 percent).

**NOTES OF THE GAME:** SDSU recovered from

a five-rebound deficit at the half to out-rebound its opponent, 38-37, for the 10th time in 13 games this season... Travis Hanour made his first career start and pulled down a career-high six rebounds in 20 minutes... Chris Manker made his first SDSU start and registered three three-pointers... The game was the 100th of senior Deandre Moore's career.

USD	MP	FG	3FG	FT	R	F	A TO	B	S	TP
Belser	22	2-4	0-1	1-2	3	5	0 0	0	0	5
Blair	28	6-12	2-5	1-3	4	4	3 0	0	0	15
Keep	34	4-10	0-1	6-12	14	4	2 2	1	2	14
Morris	38	8-11	4-6	2-4	4	2	3 2	0	1	22
Delzell	22	2-7	2-4	1-2	2	5	0 5	0	1	7
Smith	20	0-1	0-1	0-0	2	3	2 0	0	0	0
Lechtenberg	8	0-3	0-2	1-2	1	2	0 1	0	1	1
McGrain	10	0-2	0-1	0-0	0	0	2 0	0	0	0
Lewis	18	2-11	1-6	3-3	4	4	1 2	3	1	8
Team					3			1		
<b>Totals</b>	<b>200</b>	<b>24-61</b>	<b>9-27</b>	<b>15-28</b>	<b>37</b>	<b>29</b>	<b>13 13</b>	<b>4</b>	<b>8</b>	<b>72</b>

SDSU	MP	FG	3FG	FT	R	F	A TO	B	S	TP
Sanders	19	4-4	0-0	3-4	6	5	1 1	0	0	11
Manker	22	3-8	3-7	0-0	2	2	0 1	1	2	9
Hanour	20	1-5	1-4	0-0	6	2	2 1	1	0	3
Moore	23	1-3	0-1	2-2	2	3	4 2	0	0	4
Bland	38	5-13	1-2	6-14	6	0	8 5	0	1	17
Sir	19	3-6	3-6	0-1	4	3	2 0	0	0	9
Sharper	13	0-1	0-1	1-2	0	1	1 0	0	0	1
Burns	26	3-5	0-0	3-4	7	3	0 1	1	1	9
Mackell	20	6-8	0-0	3-5	1	4	0 3	0	0	15
Team					4					
<b>Totals</b>	<b>200</b>	<b>26-53</b>	<b>8-21</b>	<b>18-32</b>	<b>38</b>	<b>23</b>	<b>18 14</b>	<b>4</b>	<b>3</b>	<b>78</b>

**Halftime:** San Diego State 29, San Diego 22. **FG %:** San Diego State 49.1, San Diego 39.3. **3FG%:** San Diego State 38.1, San Diego 33.3. **FT%:** San Diego State 56.3, San Diego 53.6. **Officials:** Bill Gracey, Larry Spaulding, Duane Allen. **Technical:** None.

## Game 14

### San Diego State 63, Air Force 48 Jan. 11, 2003 • Colorado Springs, Colo. Clune Arena • Att.: 3,131

**COLORADO SPRINGS, Colo.** - Freshman Evan Burns came off the bench to score a game-high 14 points as the Aztecs opened Mountain West Conference play with a 63-48 victory over Air Force at Clune Arena.

In winning the finale of a six game, 15-days stretch, SDSU extended its longest road winning streak since 1985-86 to four games and won its school-record 10th straight over an unranked opponent. Head coach Steve Fisher earned his 50th victory at San Diego State and 100th conference victory in his career as the Aztecs snapped a five-game losing streak in conference openers and began league play with a road victory for the first time since the 1984-85 season.

The Falcons jumped out to a 12-7 lead at 13 minutes, 31 seconds in the first half, but when Burns entered the game, the momentum swung to the side of the Aztecs. The Inglewood, Calif., native, playing in his first MWC game, scored the next eight points and Mike Mackell added a layup and Deandre Moore a three-pointer as SDSU took a 20-12 lead.

Air Force followed with a 13-4 run of its own to regain the lead at 25-24, but the Aztecs

outscored the Falcons 10-4 the rest of the way to take a 34-29 halftime lead. After the first 5:50 of the second half, the Falcons never came closer than six points the rest of the way as the Aztecs held the nation's fifth-ranked three-point attack to 1-of-12 second-half shooting from behind the arc and 38.5 percent field goals for the game.

Senior guards Moore and Tony Bland led the way as the Aztecs shot a season-best 57.5 percent from the field, including 45.5 percent (5-of-11) from three-point range, and hit all 12 free throws. Moore tallied 11 points, a career-high eight rebounds, four assists, three steals and no turnovers in 36 minutes, while Bland added 11 points, five rebounds and three assists.

Mackell scored 10 points and Burns grabbed five rebounds to go along with his 14 points on 6-of-7 shooting.

Tim Keller led the Falcons with 13 points.

**NOTES OF THE GAME:** SDSU has won six of its last seven conference games and nine-of-10 overall against MWC opponents (counting the 2002 MWC Tournament)... The Aztecs owned a 29-13 rebound advantage and registered their season-low for points allowed (48)... Steve Sir has registered multiple three-pointers in the last three games and made 7-of-14 from three-point range.

AFA	MP	FG	3FG	FT	R	F	A	TO	B	S	TP
Kuhle	40	3-9	2-6	2-2	0	2	3	2	0	1	10
Gerlach	34	3-8	1-5	3-4	4	3	1	1	1	1	10
Bellaire	29	2-5	0-2	0-0	4	2	1	3	0	0	4
Keller	40	5-11	3-8	0-0	2	3	2	0	0	2	13
Jenkins, V.	33	1-3	0-2	3-4	0	4	3	0	0	0	5
Hood	7	0-2	0-2	1-2	0	0	0	0	0	0	1
Peterson	11	1-1	1-1	0-0	0	1	1	0	0	0	3
Welch	6	0-0	0-0	2-2	1	0	0	2	0	0	2
Team					2						
<b>Totals</b>	<b>200</b>	<b>15-39</b>	<b>7-26</b>	<b>11-14</b>	<b>13</b>	<b>15</b>	<b>11</b>	<b>8</b>	<b>1</b>	<b>4</b>	<b>48</b>

SDSU	MP	FG	3FG	FT	R	F	A	TO	B	S	TP
Sanders	18	2-3	0-0	0-0	4	3	1	2	0	0	4
Mackell	32	5-7	0-0	0-0	2	2	1	3	0	0	10
Moore	36	3-6	1-1	4-4	8	3	4	0	0	3	11
Bland	35	3-7	1-3	4-4	5	0	3	2	0	0	11
Hanour	17	0-1	0-1	2-2	3	1	1	0	0	1	2
Johnson	10	1-3	1-1	0-0	2	2	0	2	0	0	3
Sir	24	3-6	2-5	0-0	0	1	1	3	0	0	8
Burns	26	6-7	0-0	2-2	5	1	1	1	0	2	14
Manker	2	0-0	0-0	0-0	0	1	0	0	0	0	0
Team									1		
<b>Totals</b>	<b>200</b>	<b>23-40</b>	<b>5-11</b>	<b>12-12</b>	<b>29</b>	<b>14</b>	<b>12</b>	<b>14</b>	<b>0</b>	<b>6</b>	<b>63</b>

**Halftime:** San Diego State 34, Air Force 29. **FG %:** San Diego State 55.6, Air Force 38.5. **3FG%:** San Diego State 45.5, Air Force 26.9. **FT%:** San Diego State 100.0, Air Force 78.6. **Officials:** Terry Christman, Shawn Lehigh, Roosevelt Brown. **Technical:** None.

## Game 15

**San Diego State 58, Utah 56**  
**Jan. 18, 2003 • San Diego, Calif.**  
**Cox Arena at Aztec Bowl • Att.: 7,102**

SAN DIEGO - The Aztecs utilized an 18-4 second-half run as well as clutch free-throw shooting and baskets from Tony Bland and Mike Mackell in the waning minutes to hold on for a 58-56 victory over Utah at Cox Arena.

The victory enabled San Diego State (11-4 overall, 2-0 Mountain West) to become the first MWC team to two conference wins this season, giving the Aztecs their first 2-0 start in league play since the 1995-96 season. The Aztecs ended eight seasons of futility and a 14-game losing streak to Utah (12-4/0-1 MWC) in the process of earning their school-record 11th straight victory over unranked opponents.

Utah had opened up a six-point lead, its largest margin of the game, with 16 minutes, five seconds remaining in the second half. The Aztecs then went on their game-breaking run over a 7:01 span, receiving six points from Mackell and five each from Deandre Moore and Evan Burns in the run to take a 49-41 lead with 6:27 left.

Utah responded with a 9-1 run on points by four different players to knot the game at 50. The Aztecs then called timeout and on the ensuing possession, Tony Bland hit a running jumper to put the Aztecs up by two.

After a Britton Johnsen free throw cut it to one, Mackell tipped in an Aztec miss to put the Aztecs up 54-51. Marc Jackson hit one free throw to bring the Utes within 54-52 before Travis Hanour connected on a pair of free throws to give the Aztecs a four-point lead with 1:21 left.

A Nick Jacobson layup and an Aztec turnover gave the Utes the ball down by two points with 27 seconds remaining, but Johnsen's three-point-er rimmed out and SDSU's Aerick Sanders grabbed the rebound and made both free throws to give the Aztecs a four-point lead with six seconds left. Tim Frost's follow shot at the buzzer finalized the score at 58-56.

SDSU has now won 7-of-8 conference games and 10 of its last 11 games against conference opponents (counting the 2002 MWC Tournament).

Mackell and Bland, who helped hold Utah leading scorer Nick Jacobson (12.9 ppg) to 4-of-16 shooting, led the Aztecs with 13 points each. Moore and Hanour each recorded career-high rebounding totals of nine and seven, respectively.

Johnsen scored a game-high 16 points and Frost added 15 for the Utes.

**NOTES OF THE GAME:** The 56 points allowed were the Aztecs fifth-fewest given up to a MWC opponent... SDSU is 19-6 (76 percent) over its last 25 games, with three losses coming to nationally ranked opponents.... The Aztecs won the rebound battle, 38-30, out-rebounding their opponent for the 12th time in the last 14 games.

UTAH	MP	FG	3FG	FT	R	F	A	TO	B	S	TP
Caton	34	0-4	0-3	0-0	6	1	2	1	0	2	0
Johnsen	31	5-11	2-4	4-6	7	3	1	2	0	3	16
Frost	27	6-11	3-5	0-0	4	4	1	0	0	1	15
Drisdom	14	1-1	0-0	0-0	3	5	2	2	0	0	2
Jacobson	37	4-16	0-8	3-3	2	3	0	0	0	0	11
Jackson	27	2-3	1-2	6-7	2	2	6	2	0	1	11
Chaney	10	0-1	0-1	0-0	2	2	0	0	1	0	0
Markson	7	0-2	0-0	0-0	2	0	0	0	0	0	0
Koford	13	0-2	0-0	1-2	1	1	1	2	2	1	1
Team									1		
<b>Totals</b>	<b>200</b>	<b>18-51</b>	<b>6-23</b>	<b>14-18</b>	<b>30</b>	<b>21</b>	<b>13</b>	<b>9</b>	<b>3</b>	<b>8</b>	<b>56</b>

SDSU	MP	FG	3FG	FT	R	F	A	TO	B	S	TP
Sanders	26	2-4	0-0	2-2	3	4	1	2	0	0	6

Mackell	32	5-9	0-0	3-7	5	0	1	3	0	1	13
Moore	33	3-8	2-2	0-1	9	5	3	3	0	0	8
Bland	37	5-9	0-0	3-5	5	2	2	4	0	0	13
Hanour	35	1-5	0-2	2-2	7	1	2	1	0	1	4
Sir	7	0-2	0-2	0-0	1	0	0	0	0	0	0
Sharper	7	1-1	1-1	0-0	0	1	0	0	0	0	3
Davis	0+	0-0	0-0	0-0	0	0	0	0	0	0	0
Burns	15	2-7	1-2	0-0	3	4	0	1	0	1	5
Manker	8	2-5	1-4	1-2	2	1	0	0	1	0	6
Team									3		
<b>Totals</b>	<b>200</b>	<b>21-50</b>	<b>5-13</b>	<b>11-19</b>	<b>38</b>	<b>18</b>	<b>9</b>	<b>14</b>	<b>1</b>	<b>3</b>	<b>58</b>

**Halftime:** San Diego State 29, Utah 28. **FG %:** San Diego State 42.0, Utah 35.3. **3FG%:** San Diego State 38.5, Utah 26.1. **FT%:** Utah 77.8, San Diego State 57.9. **Officials:** Verne Harris, Bob Staffen, Bill Kennedy. **Technical:** None.

## Game 16

**Brigham Young 80, San Diego State 69**  
**Jan. 20, 2003 • San Diego, Calif.**  
**Cox Arena at Aztec Bowl • Att.: 8,497**

SAN DIEGO - BYU opened the game with a three-point barrage, connecting on its first seven attempts from beyond the arc, to claim the MWC's second conference road victory of the season 80-69 over San Diego State at Cox Arena. Brigham Young (13-4 overall/2-0 MWC) finished with 10 three-pointers, including five by Mark Bigelow, to hand SDSU (11-5/2-1) its first conference loss of the season.

The Aztecs had a four-game regular-season conference winning streak snapped and a Division I school-record 11-game win streak over non-ranked opponents ended. Despite the loss, SDSU is off to its best start in six seasons going back to the 1996-97 team which also won 11 of its first 16 and started 2-1 in league play.

BYU shot a season-high 48.9 percent by an Aztec opponent this season, propelled by an 11-for-16 start from the floor in running out to a 30-11 lead with 9 minutes, 28 seconds remaining. Of the Cougars seven three-pointers during the stretch, Terry Nashif, who entered the game with a total of five three-point field goals in averaging 2.7 points per game, had three en route to a career-high 11-point night.

Sparked by 12- and 11-point first-half efforts from seniors Tony Bland and Mike Mackell, respectively, SDSU scored the next seven points and had cut the Cougars lead to 41-31 at half-time.

The Aztecs continued to chip away at the lead, whittling the margin to six points on a Steve Sir (six points) three-point-er with 15:16 left and seven on two other occasions, but Travis Hansen scored eight of his 14 points over the last nine minutes and the Cougars hit 18-of-20 free throws down the stretch to close out the victory.

Bland scored a game-high 25 points, his second 20-plus point performance of the season, while Mackell finished with 18. Junior Aerick Sanders grabbed 11 rebounds as the Aztecs matched or out-rebounded the opponent for the 14th time in 16 games.

Bigelow led the victors with 21 points, while

Hansen scored 12 of his 14 points in the second half.

**NOTES OF THE GAME:** Despite the loss, SDSU has still won 10 of its last 12 games against MWC teams, including 7-of-9 league games and three straight in the 2002 MWC tournament... The Aztecs had their longest January win streak (three games) in 18 years ended... The crowd of 8,497 was the fifth-largest in Cox Arena history.

BYU	MP	FG	3FG	FT	R	F	A TO	B	S	TP
Bigelow	36	8-16	5-9	0-0	4	5	0 1	0	3	21
Jensen	28	1-7	0-0	5-6	3	2	3 0	0	0	7
Araujo	25	2-4	0-0	4-6	5	5	3 6	0	3	8
Hansen	31	4-7	0-1	6-9	4	4	2 1	0	2	14
Nashif	30	3-3	3-3	2-3	3	2	3 2	0	0	11
Lemes	3	0-0	0-0	0-0	0	0	1 0	0	0	0
Shoff	7	1-3	0-0	2-3	1	3	1 0	1	1	4
Roberts	0+	0-0	0-0	0-0	0	0	0 0	0	0	0
Bower	23	1-2	1-2	4-4	2	0	0 0	0	0	7
Woodberry	12	2-3	1-2	3-3	1	2	1 0	0	1	8
Howard	5	0-0	0-0	0-0	0	0	0 1	1	0	0
Team					2					
<b>Totals</b>	<b>200</b>	<b>22-45</b>	<b>10-17</b>	<b>26-34</b>	<b>25</b>	<b>23</b>	<b>14 11</b>	<b>1</b>	<b>10</b>	<b>80</b>

SDSU	MP	FG	3FG	FT	R	F	A TO	B	S	TP
Sanders	25	0-3	0-0	1-2	11	4	1 4	3	1	1
Mackell	30	5-8	0-0	8-10	6	5	0 2	1	0	18
Moore	34	3-5	3-5	0-0	3	3	4 3	0	0	9
Bland	38	8-17	2-4	7-10	3	3	2 3	1	0	25
Hanour	14	0-0	0-0	0-0	1	1	2 0	0	0	0
Johnson	6	2-4	0-1	0-0	3	1	0 0	0	0	4
Sir	17	2-3	2-3	0-0	1	1	0 3	0	0	6
Sharper	9	1-2	0-1	0-0	1	1	1 0	0	0	2
Davis	4	1-1	0-0	0-0	0	2	0 0	0	1	2
Burns	22	1-6	0-2	0-0	4	4	0 0	0	0	2
Manker	1	0-0	0-0	0-0	0	1	0 1	0	0	0
Team								1		
<b>Totals</b>	<b>200</b>	<b>23-49</b>	<b>7-16</b>	<b>16-22</b>	<b>34</b>	<b>26</b>	<b>9 19</b>	<b>5</b>	<b>2</b>	<b>69</b>

**Halftime:** Brigham Young 41, San Diego State 31. **FG %:** Brigham Young 48.9, San Diego State 46.9. **3FG%:** Brigham Young 58.8, San Diego State 43.8. **FT%:** Brigham Young 76.5, San Diego State 72.7. **Officials:** Stanley Reynolds, Lonnie Dixon, Duane Allen. **Technical:** None.

## Game 17

### New Mexico 66, San Diego State 62 Jan. 25, 2003 • Albuquerque, N.M. The Pit/Bob King Court • Att.: 15,003

ALBUQUERQUE, N.M. - New Mexico thwarted a late Aztec rally and used significant advantages from the free-throw line and three-point range to send San Diego State to its second straight conference loss, 66-62, at The Pit/Bob King Court.

SDSU (11-6/2-2 MWC) suffered its second consecutive MWC loss after winning seven of its last eight conference games and 9-of-10 games overall. It was also the second straight loss to an unranked team after an NCAA Division I school-record 11-game win streak over nonranked foes. The loss snapped a four-game road winning streak, the second-longest such streak in the Aztecs' Div. I era.

The Lobos (7-9 overall/1-2 MWC) outscored the Aztecs 19-4 from the free-throw line and 27-12 from behind the arc, large margins that

helped withstand SDSU's 55.1 percent shooting and 16-4 run going into the waning moments of the game. After leading 37-30 at halftime, New Mexico had built a 59-46 margin with 8 minutes, 56 seconds remaining on one of Javin Tindall's career-high five three-pointers.

The Aztecs then responded with 10 straight points over the next four-plus minutes, highlighted by four Tony Bland points and three-pointers from Steve Sir and Evan Burns.

Another Tindall three-pointer put the Lobos up 63-58, but Mike Mackell scored the game's next four points to get the Aztecs within one at 63-62 with 46 seconds remaining, the closest SDSU had been since midway through the first half.

The Aztecs regained possession and had a chance to take the lead, but Mackell's pass from the right side went through Burns' hands on the left baseline and out of bounds. New Mexico then iced the game on a Mark Walters break-away lay-up and Walters' steal of the subsequent full-court inbounds pass and free throw.

Bland led the Aztecs in scoring for the third straight game and 10th time this season with 14 points. Mackell and Aeric Sanders each scored 10 points, while Deandre Moore and Burns, in 15 second-half minutes, both added seven.

Ruben Douglas, the NCAA's fourth-leading scorer at 25.7 points per game, totaled a game-high 21 points but was held below his average and harassed into 4-of-17 shooting thanks to an SDSU defensive effort led by Bland. Douglas picked up nearly half of his points at the free-throw line, where he went 10-of-10 as part of the Lobos' 19-for-24 effort from the charity stripe. Tindall (17 points) and Williams (13) were the Lobos' other double-digit scorers.

**NOTES OF THE GAME:** SDSU lost despite shooting better than 50 percent (55.1 percent) for the second time this season... The Aztecs were out-rebounded (24-25) for only the third time in 2002-03... UNM was whistled for only 12 fouls compared to SDSU's 21.

SDSU	MP	FG	3FG	FT	R	F	A TO	B	S	TP
Sanders	24	5-6	0-0	0-0	4	3	0 3	1	1	10
Mackell	27	5-7	0-0	0-0	0	3	3 5	1	2	10
Moore	24	3-6	1-3	0-0	3	4	2 2	0	2	7
Bland	36	6-9	0-0	2-2	1	1	2 1	1	2	14
Sir	26	1-7	1-7	0-0	3	0	0 0	0	0	3
Johnson	12	1-3	0-0	2-2	3	2	4 3	0	0	4
Hanour	8	1-2	0-0	0-0	0	1	1 0	0	0	2
Sharper	14	1-1	1-1	0-1	2	0	1 0	0	0	3
Davis	2	0-0	0-0	0-0	1	1	0 0	0	0	0
Burns	15	3-4	1-2	0-0	3	4	1 1	1	0	7
Manker	12	1-4	0-2	0-0	2	2	0 1	0	1	2
Team					2					
<b>Totals</b>	<b>200</b>	<b>27-49</b>	<b>4-15</b>	<b>4-5</b>	<b>24</b>	<b>21</b>	<b>14 16</b>	<b>4</b>	<b>8</b>	<b>62</b>

UNM	MP	FG	3FG	FT	R	F	A TO	B	S	TP
Chiotti	28	1-1	0-0	1-2	4	2	3 4	0	0	3
Williams	30	5-9	0-0	3-4	7	2	1 3	0	1	13
Douglas	39	4-17	3-10	10-10	9	1	2 4	0	1	21
Tindall	38	6-7	5-6	0-0	0	2	2 1	1	3	17
Ashcraft	34	2-6	1-5	2-2	2	1	3 1	0	1	7
Walters	20	1-2	0-0	3-5	2	1	1 2	0	1	5
Bell	5	0-0	0-0	0-1	0	2	0 0	0	1	0
Hart	3	0-0	0-0	0-0	0	0	0 0	0	0	0
McCowan	3	0-0	0-0	0-0	0	1	0 0	0	0	0
Team					1					

Totals 200 19-42 9-21 19-24 25 12 12 15 1 8 66

**Halftime:** New Mexico 37, San Diego State 30. **FG %:** San Diego State 55.1, New Mexico 45.2. **3FG%:** New Mexico 42.9, San Diego State 26.7. **FT%:** San Diego State 80.0, New Mexico 79.2. **Officials:** Dan Chrisman, Mill Stowe, Bobby McRoy. **Technical:** None.

## Game 18

### Colorado State 72, San Diego State 69 Feb. 1, 2003 • San Diego, Calif. Cox Arena at Aztec Bowl • Att.: 8,554

SAN DIEGO - Colorado State survived 16 lead changes, four ties and a late San Diego State attempt to send the game to overtime in handing the Aztecs their third straight loss, 72-69, at Cox Arena. Sophomore center Matt Nelson came off the bench to score a game-high 21 points and freshman guard Micheal Morris added 11 points, six rebounds and five blocks as the Rams (14-5 overall/3-1 MWC) earned their first road victory of the season.

The Aztecs (11-7/2-3 MWC) dropped their third straight conference game after starting 2-0 in the MWC and winning 11-of-12 against league foes. SDSU had its three-game winning streak over Colorado State snapped, the Aztecs' longest win streak ever against a MWC opponent.

Colorado State came out firing, hitting a pair of early three-pointers, and held the lead for most of the first half. SDSU went through a stretch of more than four-and-a-half minutes without a field goal and missed the front ends of three consecutive one-and-one free-throw opportunities, propelling CSU to take an 11-point lead at one point and end up carrying a 37-31 lead into halftime.

The second half was a much different story, as the Aztecs used a 28-15 rebound advantage over the second 20 minutes, including 16-4 on the offensive glass, and 15 second-half points from Mike Mackell (after being held scoreless in the first half) to make their run. From the 14:36 mark and over the next seven minutes, the margin was never wider than two points as the teams traded baskets eight times.

Nelson's score with 8:23 remaining gave the Rams the lead for good, but it was tenuous at best in the waning moments. Ram free throws put CSU up five at two different times in the final minute, but Tony Bland answered the first time with a pair of free throws and the second time on a layup.

Following a timeout, CSU turned the ball over on the ensuing inbounds pass, but Deandre Moore's potential game-tying three-pointer was blocked. Time ran out on the clock and the Aztecs before they could grab the ball for another shot.

SDSU out-rebounded the conference's top rebounding team (+8.7 margin) 40-30, including 22-9 on the offensive glass. The Aztecs reeled off 17 more shot attempts than the Rams (69-52) but registered only two more field goals (27-25) as CSU blocked 11 shots and used an 18-9 made-

free throw advantage to gain the win.

Bland led the Aztecs with 19 points, while junior Aerick Sanders grabbed 10 rebounds. Despite suffering from the flu Moore added 11 points and a team MWC-game record seven steals in 21 minutes.

**NOTE OF THE GAME:** SDSU lost for the first time this season when committing fewer turnovers than its opponent (12 to the Rams' 15) and is now 6-1 in such instances.

CSU	MP	FG	3FG	FT	R	F	A TO	B	S	TP
Johnson	19	0-3	0-1	0-0	1	0	3 0	0	2	0
Greene	28	4-10	0-0	4-4	6	3	1 2	0	0	12
Burke	4	0-1	0-0	0-0	1	1	0 0	0	0	0
Birley	34	3-9	3-8	0-0	2	3	3 1	1	0	9
Morris	20	3-5	1-2	4-4	6	2	3 4	5	0	11
Stevens	18	0-4	0-4	3-4	0	1	0 2	0	0	3
Chavis	7	1-2	0-0	1-1	0	1	0 2	0	0	3
Rakiecki	3	0-1	0-1	0-0	1	0	0 0	0	0	0
Clark	18	2-4	0-0	1-2	3	3	1 2	1	0	5
Williams	17	3-3	0-0	2-2	4	3	2 0	1	0	8
Nelson	32	9-10	0-0	3-4	6	2	1 4	3	0	21
Team					1					
<b>Totals</b>	<b>200</b>	<b>25-52</b>	<b>4-16</b>	<b>18-21</b>	<b>30</b>	<b>19</b>	<b>16 15</b>	<b>11</b>	<b>2</b>	<b>72</b>

SDSU	MP	FG	3FG	FT	R	F	A TO	B	S	TP
Sanders	26	3-5	0-0	0-1	10	2	2 2	1	1	6
Mackell	32	6-13	0-0	3-5	7	4	1 4	0	0	15
Moore	21	4-9	2-6	1-2	2	3	3 2	0	7	11
Bland	38	8-15	1-4	2-3	4	1	1 2	0	0	19
Hanour	26	1-11	1-7	2-2	4	2	2 0	0	0	5
Johnson	1	0-0	0-0	0-0	0	0	0 0	0	0	0
Sir	7	0-2	0-2	0-0	0	1	0 1	0	0	0
Sharper	20	1-2	1-2	1-2	3	1	1 0	0	1	4
Davis	11	2-2	0-0	0-0	2	3	0 0	0	0	4
Burns	14	2-10	1-3	0-0	4	3	1 1	2	0	5
Manker	4	0-0	0-0	0-0	0	0	0 0	0	0	0
Team					4					
<b>Totals</b>	<b>200</b>	<b>27-69</b>	<b>6-24</b>	<b>9-15</b>	<b>40</b>	<b>20</b>	<b>11 12</b>	<b>3</b>	<b>9</b>	<b>69</b>

**Halftime:** Colorado State 37, San Diego State 31. **FG %:** Colorado State 48.1, San Diego State 39.1. **3FG%:** San Diego State 25.0, Colorado State 25.0. **FT%:** Colorado State 85.7, San Diego State 60.0. **Officials:** Scott Thornley, Jim Danner, Mike Littlewood. **Technical:** San Diego State 1 (Evan Burns).

## Game 19

### San Diego State 80, Wyoming 70 Feb. 3, 2003 • San Diego, Calif. Cox Arena at Aztec Bowl • Att.: 6,184

SAN DIEGO - San Diego State led for all but the first 77 seconds of the contest en route to a 80-70 victory over Wyoming on Big Monday at Cox Arena. The Aztecs snapped a three-game losing streak and defeated the first-place Cowboys behind a balanced scoring effort of four players in double-figures and a plus-16 advantage on the boards over the NCAA's 14th-best rebounding team.

Of Wyoming's last three losses to Mountain West teams, three have come at the hands of the Aztecs, who won their third straight in the series. At 3-3 in the MWC and 12-7 overall, SDSU earned its best-ever Mountain West start after six games and its best overall beginning after 19 games since the 1984-85 NCAA Tournament-bound Aztecs began 15-4.

Wyoming (16-4 overall, 4-1 MWC) trailed from the 18:43 mark of the first half on en route to only its second loss in its last 15 games. SDSU utilized a 14-2 run early in the first half and held a lead of 11 points once and margins of 10 points at five different times before Uche Nsonwu-Amadi's 6-for-6 shooting had the Cowboys back in it at 41-39 by halftime.

The teams battled back-and-forth for the first six minutes of the second half with the Cowboys coming within two points on four occasions. However, a 17-4 Aztec run sparked by six Mike Mackell points and capped by an Evan Burns three-pointer as he recovered a loose ball and faded out-of-bounds with the shot clock expiring gave the Aztecs their largest lead at 69-53.

A 13-2 run brought the Cowboys within 71-66 at 1:34, but the Aztecs converted 7-of-10 free throws (including 6-for-6 by Burns) to claim a 10-point victory, their second-largest margin ever against Wyoming.

With a 39-23 rebound advantage including 23-13 in the second half and a 14-6 edge on the offensive glass, SDSU out-rebounded its opponent for the 14th time in 18 games. The Aztecs also set a season-low for turnovers in MWC play with 11 as they won for only the fourth time in the Steve Fisher era when the opposition shot 50 percent from the field.

Senior Tony Bland led the Aztecs in scoring (18 points) and shot better than 50 percent from the field for the fifth straight game. Mackell added 17 points as did Burns, who also recorded eight rebounds and career-highs in assists (five) and minutes (29) in his first collegiate start. Junior Aerick Sanders registered career-best figures of 14 points and 14 rebounds, the Aztecs' highest-ever rebound total by an individual in MWC play.

Nsonwu-Amadi and David Rottinghaus led the Cowboys with 14 points despite each being held to just two second-half points. Donta Richardson, who came into the night averaging 20.1 points over his last 10 games, was harassed into 2-of-11 shooting and seven points by an Aztec defensive effort headed by Bland.

**NOTES OF THE GAME:** In its past two games, SDSU out-rebounded the MWC's top two rebounding teams (and two of the NCAA's top 14) by a combined margin of 79-53... The 13 made free throws, seven of which came in the final 1:09, matched SDSU's total free-throw makes from past two games... The Aztecs' three-game win streak over the Cowboys matches their longest against a MWC opponent since the league's inception.

WYO	MP	FG	3FG	FT	R	F	A TO	B	S	TP
Rottinghaus	32	5-8	3-5	1-4	5	4	2 3	1	1	14
Ries	16	4-6	0-0	0-0	0	4	0 2	0	0	8
Nsonwu-Amadi	38	6-9	0-0	2-3	8	2	5 1	2	0	14
Richardson	29	2-11	0-4	3-5	2	4	3 3	0	0	11
Straight	28	2-5	2-4	5-7	2	4	3 3	0	0	11
Makun	3	0-1	0-0	0-0	0	2	0 1	0	0	0
Dunn	8	1-1	0-0	0-0	2	1	2 0	0	0	2
Adams	19	2-3	2-3	3-4	1	0	1 1	0	1	9
McMillian	12	0-2	0-0	0-0	0	2	2 1	0	1	0
Correa	15	2-2	0-0	1-1	2	0	0 0	1	0	5

Team	3										
<b>Totals</b>	<b>200</b>	<b>24-48</b>	<b>7-16</b>	<b>15-24</b>	<b>23</b>	<b>20</b>	<b>17</b>	<b>15</b>	<b>4</b>	<b>4</b>	<b>70</b>
SDSU	MP	FG	3FG	FT	R	F	A TO	B	S	TP	
Burns	29	4-9	2-4	7-8	8	3	5 3	1	3	17	
Sanders	36	7-10	0-0	0-0	14	4	2 1	2	1	14	
Mackell	32	8-15	0-0	1-4	2	4	0 2	0	0	17	
Moore	22	2-6	2-3	1-3	3	4	5 1	0	2	7	
Bland	37	7-12	0-0	4-5	3	2	4 2	0	1	18	
Johnson	10	1-4	0-0	0-0	1	0	0 0	0	0	2	
Hanour	6	0-0	0-0	1-1	3	2	1 0	0	0	0	
Sir	3	1-2	1-2	0-0	0	0	0 0	0	0	3	
Sharper	15	1-3	0-2	0-0	1	0	2 0	0	1	2	
Davis	6	0-0	0-0	0-0	0	2	0 1	0	0	0	
Manker	4	0-1	0-1	0-0	0	0	0 1	0	0	0	
Team					4						
<b>Totals</b>	<b>200</b>	<b>31-62</b>	<b>5-12</b>	<b>13-21</b>	<b>39</b>	<b>21</b>	<b>19 11</b>	<b>3</b>	<b>8</b>	<b>80</b>	

**Halftime:** San Diego State 41, Wyoming 39. **FG %:** San Diego State 50.0, Wyoming 50.0. **3FG%:** Wyoming 43.8, San Diego State 41.7. **FT%:** Wyoming 62.5, San Diego State 61.9. **Officials:** Randy McCall, Dick Cartmell, Kelly Self. **Technical:** none.

## Game 20

### UNLV 79, San Diego State 64 Feb. 11, 2003 • San Diego, Calif. Cox Arena at Aztec Bowl • Att.: 7,575

SAN DIEGO - UNLV became the first Aztec opponent to shoot better than 50 percent from the field en route to a 79-64 win over San Diego State at Cox Arena. The Rebels' win put UNLV and SDSU into a three-way tie for fourth place along with Colorado State to finish the first half of the conference season.

A game after turning the ball over 34 times in a blowout loss to USC, the Runnin' Rebels took care of the ball (14 turnovers) and performed efficiently on the offensive end, shooting 52.8 percent. The Rebels hit 8-of-13 three-pointers to negate SDSU's 32 points in the paint and 20 offensive rebounds.

UNLV never trailed in the game in jumping out to an 11-3 lead. The Aztecs pulled to within 20-18 on a Mike Mackell jumper, but UNLV outscored SDSU 23-9 the rest of the way to take a 43-27 halftime lead.

Tony Bland shot 6-of-12 field goals and had 13 points in the first half compared to the rest of the Aztecs' 6-of-23 shooting and 14 points.

SDSU played much better for the first 12 minutes of the second half and cut the lead to 60-55 on a Bland layup with 8 minutes, 24 seconds remaining. However, Jermaine Lewis came back with one of his seven three-pointers and after Mackell missed a breakaway dunk, the Rebels embarked on a game-breaking 15-2 run and ended up with the 79-64 win.

Lewis ended up with a game-high 24 points while Marcus Banks added 21. Mackell matched his career-high with 22 and Bland had 11, as the duo combined for 19-of-34 shooting and 43 points while the rest of the SDSU roster shot 7-for-29 and had 21 points.

**NOTES OF THE GAME:** Despite the loss, SDSU still has its best-ever Mountain West start at 3-4 after seven games... The game's 15-point margin

was four points more than the combined total margin of last season's three games which were decided by a total of 11 points with two of the three going to overtime... Nine of junior Aerick Sanders' 11 rebounds came on the offensive end and he has provided the Aztecs 20 extra offensive chances in the last three games.

UNLV	MP	FG	3FG	FT	R	F	A	T O	B	S	TP
Johnson	40	2-5	0-0	6-6	5	1	6	3	3	1	10
Peters	27	3-8	0-0	0-3	2	2	1	1	0	2	6
Edwards	26	4-5	0-0	1-1	5	4	3	1	5	3	9
Banks	40	8-17	1-3	4-4	5	3	5	6	0	0	21
Lewis	36	8-12	7-9	1-1	1	2	1	1	0	1	36
Hunter	4	0-1	0-1	0-0	0	0	0	1	0	0	0
Pearson	27	3-5	0-0	3-4	6	2	0	1	1	2	9
Team					3						
<b>Totals</b>	<b>200</b>	<b>28-53</b>	<b>8-13</b>	<b>15-19</b>	<b>27</b>	<b>14</b>	<b>16</b>	<b>14</b>	<b>9</b>	<b>9</b>	<b>79</b>

SDSU	MP	FG	3FG	FT	R	F	A	T O	B	S	TP
Burns	22	1-5	0-2	0-0	4	3	3	3	1	1	2
Sanders	33	3-9	0-0	2-2	11	4	1	2	1	0	8
Mackell	34	9-16	0-0	4-7	6	2	0	4	0	0	22
Moore	18	0-3	0-2	0-0	1	5	3	1	1	0	0
Bland	35	10-18	1-4	0-0	4	0	5	1	1	1	21
Johnson	12	1-3	1-1	0-0	2	1	1	1	1	1	3
Hanour	13	1-3	1-2	0-0	3	1	0	1	1	0	3
Sir	11	0-3	0-3	0-0	0	1	1	1	0	0	0
Sharper	13	1-3	1-2	2-2	0	0	1	2	0	0	5
Davis	8	0-0	0-0	0-0	1	1	0	0	0	0	0
Manker	1	0-0	0-0	0-0	0	0	0	1	0	0	0
Team					4						
<b>Totals</b>	<b>200</b>	<b>26-63</b>	<b>4-16</b>	<b>8-11</b>	<b>36</b>	<b>18</b>	<b>15</b>	<b>17</b>	<b>6</b>	<b>3</b>	<b>64</b>

Halftime: UNLV 43, San Diego State 27. FG %: UNLV 52.8, San Diego State 41.3. 3FG%: UNLV 61.5, San Diego State 25.0. FT%: UNLV 78.9, San Diego State 72.7. Officials: Steve Welmer, Verne Harris, Larry Spaulding. Technicals: none.

## Game 21

**Utah 76, San Diego State 62**  
Feb. 15, 2003 • Salt Lake City, Utah  
Huntsman Center • Att.: 11,762

SALT LAKE CITY - Utah opened the second half with a 15-4 run en route to a 76-62 victory at the Huntsman Center. It was the 21st consecutive victory for the Utes over the Aztecs in Salt Lake City.

The Utes, which led 31-28 at intermission, shot 60 percent from the floor in the second stanza, and led by as many as 19 points.

In the first half, San Diego State used a spirited defensive effort in a game that was tied four times and featured nine lead changes in the first 20 minutes.

Mike Mackell capped a 7-0 Aztec run in the first half with a free throw to put San Diego State up 22-17 with 9:15 remaining in the first half. The Utes responded with a 10-2 spurt, and led by three at the break.

Utah took control early in the second half, scoring the first seven points in a 12-2 run. The Utes built the advantage to 19 points, before a 15-4 Aztec run cut the Utah advantage to eight points with 3:35 to play.

Utah became the third straight Aztec opponent to shoot 50 percent or better from the field. In addition, thyme Utes limited the Aztecs to

38.1 percent from the field.

Utah placed four players in double figures led by Britton Johnsen's 21 points. Marc Jackson added 17 points off the bench.

San Diego State was paced by Tony Bland with 16 points. Mike Mackell added 13 points and a team-high six rebounds, while Deandre Moore added 10 points, all in the second half.

**NOTES OF THE GAME:** Despite the loss, SDSU still has its best-ever Mountain West start at 3-5 after eight games... Travis Hanour made his sixth career start and first since the Colorado State game on Feb. 1... San Diego State enjoyed a 39-33 rebound advantage, marking the fourth straight game and the 17th time in 21 games this season SDSU has had the edge on the boards.

SDSU	MP	FG	3FG	FT	R	F	A	T O	B	S	TP
Hanour	7	1-1	1-1	0-0	2	1	0	0	1	0	3
Sanders	28	1-2	0-0	2-4	5	4	1	0	0	1	4
Mackell	33	6-20	0-0	1-3	6	3	0	2	1	0	13
Moore	30	3-9	1-4	3-4	2	3	3	2	0	0	10
Bland	39	7-19	1-3	1-1	2	1	1	2	0	1	16
Johnson	28	2-3	1-2	0-0	5	1	3	2	0	1	5
Sir	9	0-1	0-1	0-0	1	1	0	0	0	0	0
Sharper	6	0-0	0-0	0-0	0	2	0	1	0	0	0
Burns	13	2-4	1-2	0-0	4	4	1	3	1	1	5
Manker	7	2-4	2-4	0-0	0	1	0	1	0	0	6
Team					12						
<b>Totals</b>	<b>200</b>	<b>24-63</b>	<b>7-17</b>	<b>7-12</b>	<b>39</b>	<b>21</b>	<b>9</b>	<b>14</b>	<b>3</b>	<b>4</b>	<b>62</b>

Utah	MP	FG	3FG	FT	R	F	A	T O	B	S	TP
Caton	36	2-4	1-3	0-0	3	2	3	1	1	1	5
Johnsen	29	9-15	2-4	1-2	8	3	2	1	2	0	21
Frost	27	3-6	1-3	4-4	6	3	0	1	1	0	11
Drisdorn	11	1-3	0-2	0-0	3	0	3	1	0	0	2
Jacobson	29	5-9	2-2	5-7	1	2	6	3	0	2	17
Chaney	20	2-4	0-1	1-3	2	1	0	0	2	0	5
Markson	5	0-1	0-0	0-0	0	1	0	1	0	0	0
Koford	8	1-2	0-0	0-0	2	1	0	0	1	1	2
Team					5						
<b>Totals</b>	<b>200</b>	<b>26-52</b>	<b>9-21</b>	<b>15-20</b>	<b>33</b>	<b>16</b>	<b>14</b>	<b>10</b>	<b>7</b>	<b>5</b>	<b>76</b>

Halftime: Utah 31, San Diego State 28. FG %: Utah 50.0, San Diego State 38.1. 3FG%: Utah 42.9, San Diego State 41.2. FT%: Utah 75.0, San Diego State 58.3. Officials: Scott Thornley, Bob Staffen, Mark Whitehead. Technicals: none.

## Game 22

**Brigham Young 66, San Diego State 64**  
Feb. 17, 2003 • Provo, Utah  
Marriott Center • Att.: 10,665

PROVO, Utah - San Diego State held Brigham Young to two field goals in the final 9:30 of the game but it was not enough as the Cougars completed a sweep of the season series with a 66-64 victory at the Marriott Center.

The Aztecs had two shots in the final 10.5 seconds but Deandre Moore missed a three-point field goal and Mike Mackell's follow shot was blocked to secure the Cougar victory. The victory was the 47th in the last 48 games for Brigham Young, which recorded their second smallest home victory during that streak.

San Diego State opened the game up quickly. Moore and fellow guard Tony Bland scored five points apiece in the Aztecs' 15-5 run to open the

game. The Aztecs led 28-23 with 7:25 to play in the first half when Brigham Young scored the next 12 points to build a seven-point advantage. The Aztecs chipped away at the lead and trailed by four at intermission.

The Cougars pushed the lead to double figures and led by 14 points, 58-44 with 10:37 remaining. San Diego State would hold Brigham Young to three field goals and just eight points the rest of the way.

San Diego State responded to their biggest deficit of the game with an 18-5 run. Evan Burns connected on an acrobatic lay-up out of transition and followed that up with a long jumper to cut the lead to 63-58. The Aztecs converted on four straight free throws - two by Aerick Sanders and two by Burns - to pull within 63-62 with 1:33 to play.

Brigham Young responded with a three-point field goal from Travis Hansen to push the lead back to four points with 1:33 to play.

A put back off an offensive rebound by Sanders with 38 seconds and a defensive stop by the Aztecs gave San Diego State the ball with 10.5 seconds to play.

Bland brought the ball up and gave the ball to Moore off a brush screen for a three-point attempt from the right side. It missed but Mackell got the offensive rebound and attempted a short fade away that was blocked as time expired.

Travis Hansen led the Cougars with 19 points and eight rebounds. Mark Bigelow added 16 points.

Moore's season-tying high 16 points on the strength of four three-point field goals paced San Diego State. Mackell added 14 points and Sanders contributed 10. Bland had seven points, seven rebounds and four assists.

**NOTES OF THE GAME:** Brigham Young defeated San Diego State in Provo for the fifth straight time; however the Cougars average margin of victory in the previous four games was 18.5 points... Deandre Moore tied a season-high with 16 points... The Aztecs made more free throws (15-9) than their opponent for the first time since winning at Air Force on Jan. 11... The Aztecs enjoyed a rebound advantage (33-28) for the fifth straight game and the 18th time in 22 games this season... Travis Hanour, who was questionable for the game because of a sprained ankle suffered in the Utah game, played 10 minutes and collected four rebounds... The Aztecs held Brigham Young to 38.5 percent shooting in the second half... Bland's string of double-digit scoring games was halted at 11, but the senior had his highest rebound total since pulling down eight boards at Portland on Nov. 27... Mackell reached double figures for the 24th straight contest... Sanders scored 10+ points for the sixth time this season.

SDSU	MP	FG	3FG	FT	R	F	A	T O	B	S	TP
Sanders	21	3-5	0-0	4-4	5	4	0	0	0	0	10
Mackell	34	5-9	0-0	4-6	2	1	1	5	0	0	14
Johnson	29	3-8	2-4	0-0	3	1	2	3	0	1	8
Moore	34	5-8	4-6	2-3	3	2	3	0	0	1	16
Bland	34	2-7	0-0	3-5	7	4	4	2	0	2	7

Hanour	10	0-2	0-1	0-0	4	3	1	0	0	0	0	0
Sir	3	0-0	0-0	0-0	0	0	0	1	0	0	0	0
Sharper	3	0-0	0-0	0-0	0	0	0	0	0	1	0	0
Burns	24	2-4	0-1	2-3	6	3	1	1	0	0	0	6
Manker	8	1-5	1-3	0-0	0	1	0	0	0	0	0	3
Team					3							
<b>Totals</b>	<b>200</b>	<b>21-48</b>	<b>7-15</b>	<b>15-21</b>	<b>33</b>	<b>19</b>	<b>12</b>	<b>12</b>	<b>0</b>	<b>5</b>	<b>64</b>	

<b>BYU</b>	<b>MP</b>	<b>FG</b>	<b>3FG</b>	<b>FT</b>	<b>R</b>	<b>F</b>	<b>A TO</b>	<b>B</b>	<b>S</b>	<b>TP</b>		
Bigelow	36	5-10	3-7	3-5	4	1	2 2	1	0	16		
Jensen	26	4-5	0-0	2-2	3	3	1 1	0	1	10		
Araujo	17	1-3	0-0	0-0	5	5	2 3	0	0	2		
Hansen	38	7-17	2-4	3-4	8	2	3 2	0	0	19		
Woodberry	31	3-7	2-4	0-1	2	1	2 1	0	2	8		
Shoff	7	1-1	0-0	0-0	2	3	0 0	0	0	2		
Nashif	10	0-2	0-2	0-0	0	2	1 1	0	0	0		
Bower	31	3-5	2-4	1-1	1	0	3 0	0	1	9		
Allen	4	0-1	0-0	0-0	0	2	1 0	0	0	0		
Team					3							
<b>Totals</b>	<b>200</b>	<b>24-51</b>	<b>9-21</b>	<b>9-13</b>	<b>28</b>	<b>19</b>	<b>15 10</b>	<b>1</b>	<b>4</b>	<b>66</b>		

Halftime: Brigham Young 40, San Diego State 36. FG %: Brigham Young 47.1, San Diego State 43.8. 3FG%: San Diego State 46.7, Brigham Young 42.9. FT%: San Diego State 71.4, Brigham Young 69.2. Officials: Mike Giarrandano, Jim Danner, Lonnie Dixon. Technicals: BYU 1 (Araujo).

## Game 23

**San Diego State 67, Air Force 53**  
**Feb. 22, 2003 • San Diego, Calif.**  
**Cox Arena at Aztec Bowl • Att.: 6,950**

SAN DIEGO - San Diego State shredded the NCAA's top scoring defense with a season-best 61.4 percent shooting performance and snapped a three-game losing skid with a 67-53 win over Air Force at Cox Arena. The Aztecs completed the season series sweep of the Falcons behind a 28-point performance from Tony Bland while making 27-of-44 field goal attempts for the highest percentage yielded by Air Force this season.

Mike Mackell chipped in 16 points as SDSU gained its third straight win over the Academy and improved to 7-0 this year when holding the opposition to fewer than 60 points. The Aztecs have won nine of the last 10 meetings between the schools in San Diego and is now 35-13 all-time against Air Force.

The teams traded the lead 10 times and were tied on seven other occasions as the Falcons hit 8-of-10 three-pointers and the Aztecs shot the ball at a 66.7 percent clip in the first half. Neither team led by more than three points over the first 17 minutes, 18 seconds until the Aztecs went on an 8-0 run of five straight Bland points and capped by a Steve Sir three-pointer en route to taking a 39-32 lead.

SDSU maintained at least a seven-point lead the rest of the way as the Aztecs never yielded back-to-back baskets to the Falcons in the second half. Air Force cut the lead to 55-48 with 6:19 left, but the Aztecs responded with a 12-2 run highlighted by an alley-oop dunk from Trimaime Davis.

The Aztecs forced the Falcons into a season-worst 20 turnovers, the most by an SDSU conference opponent this season. The 14-point win was SDSU's fourth-largest margin of victory in Mountain West play.

Bland and Mackell combined for 44 of the Aztecs' 67 points (65.7 percent of SDSU scoring) and shot 18-for-22 (81.8 percent). Bland also had a team-high four assists while Tommy Johnson came off the bench to provide a defensive spark with a career-high three steals.

Joel Gerlach led the Falcons with 15 points, while Tim Keller and Antoine Hood each added 13.

**NOTES OF THE GAME:** SDSU improves to 5-3 in Mountain West play against Air Force, its best record against a conference opponent... Three of the Aztecs' last five MWC regular-season wins have come against the Falcons... The five three-point attempts was the fewest by the Aztecs in three seasons... Sir had made just two of his last 15 three-point attempts before connecting on both attempts in this game... He snapped a personal streak of three straight scoreless games... Bland's 28 points (on 11-for-13 shooting) was second-most by an Aztec in a MWC game.

<b>AFA</b>	<b>MP</b>	<b>FG</b>	<b>3FG</b>	<b>FT</b>	<b>R</b>	<b>F</b>	<b>A TO</b>	<b>B</b>	<b>S</b>	<b>TP</b>		
Kuhle	30	0-0	0-0	0-0	1	2	3 4	0	0	0		
Gerlach	33	4-7	3-4	4-6	1	2	1 1	0	2	15		
Bellairs	14	0-1	0-0	0-0	0	1	4 2	0	0	0		
Keller	38	4-9	3-6	2-2	3	2	2 1	1	1	13		
Hood	38	4-7	2-5	3-4	3	3	1 2	0	2	13		
Jenkins	4	0-0	0-0	0-0	0	0	0 0	1	0	0		
Holum	11	1-2	0-1	1-2	0	1	0 2	0	1	3		
Peterson	8	1-1	1-1	0-0	1	1	1 3	0	1	3		
Welch	24	2-5	1-2	1-1	2	3	0 0	1	1	6		
Team					2		4					
<b>Totals</b>	<b>200</b>	<b>16-32</b>	<b>10-19</b>	<b>11-15</b>	<b>13</b>	<b>15</b>	<b>12 20</b>	<b>2</b>	<b>8</b>	<b>53</b>		

<b>SDSU</b>	<b>MP</b>	<b>FG</b>	<b>3FG</b>	<b>FT</b>	<b>R</b>	<b>F</b>	<b>A TO</b>	<b>B</b>	<b>S</b>	<b>TP</b>		
Sanders	32	1-4	0-0	0-0	3	3	2 1	0	0	2		
Mackell	27	7-9	0-0	2-2	4	3	1 2	0	2	16		
Hanour	14	1-2	1-1	0-0	3	2	1 2	0	0	3		
Moore	34	3-6	0-1	0-1	3	1	3 2	0	3	6		
Bland	33	11-13	0-0	6-7	2	0	4 5	0	2	28		
Johnson	17	0-2	0-0	2-2	2	1	2 0	0	3	2		
Sir	13	2-2	2-2	0-0	0	0	0 0	0	0	6		
Sharper	7	0-2	0-1	0-0	0	1	0 0	0	0	0		
Davis	1	1-1	0-0	0-0	1	0	0 0	0	1	2		
Burns	19	1-3	0-0	0-2	0	4	1 0	1	1	2		
Manker	2	0-0	0-0	0-0	0	0	0 0	0	0	0		
Wardrop	1	0-0	0-0	0-0	0	0	0 0	0	0	0		
Team					2							
<b>Totals</b>	<b>200</b>	<b>27-44</b>	<b>3-5</b>	<b>10-14</b>	<b>20</b>	<b>15</b>	<b>14 12</b>	<b>1</b>	<b>12</b>	<b>67</b>		

Halftime: San Diego State 39, Air Force 32. FG %: San Diego State 61.4, Air Force 50.0. 3FG%: San Diego State 60.0, Air Force 52.6. FT%: Air Force 73.3, San Diego State 71.4. Officials: Bill Gracey, Randy McCall, Ronnie Hernandez. Technicals: None.

## Game 24

**San Diego State 89, New Mexico 73**  
**Feb. 24, 2003 • San Diego, Calif.**  
**Cox Arena at Aztec Bowl • Att.: 6,117**

SAN DIEGO - With the spotlight aimed on the Aztecs' three seniors in their final home game, it was a freshman who shined the brightest in San Diego State's 89-73 win over New Mexico at the season's last game Cox Arena. Frosh Evan Burns came off the bench to set career highs with 31 points and 13 rebounds and help negate a career high-tying 43 points from the nation's scoring

leader, the Lobos' Ruben Douglas.

Burns' effort led SDSU's reserves to a 50-5 scoring advantage over New Mexico's bench. And not to be out-done in their last appearance at Cox Arena, seniors Tony Bland (21 points), Mike Mackell (12 points) and Deandre Moore (7 assists) helped the Aztecs to their highest point total ever in a Mountain West game and third-largest margin of victory in a MWC contest.

The Aztecs had trouble defending Douglas early, as he scored the Lobos' first 11 points and had 13 as his layup gave UNM a 17-16 lead with 7 minutes, 28 seconds remaining in the first half. However, on the ensuing possession, Burns hit his third straight three-pointer to give the Aztecs the lead they would never relinquish.

Burns had half (18) of the Aztecs' points and shot 7-of-9 in the first half compared to 8-of-24 by the rest of the team as SDSU took a 36-30 lead into the half. But the rest of the team caught up to Burns' hot start by reeling off a 20-8 run to start the second half. After missing his first shot of the second stanza, Bland made seven straight shots to lead the run in scoring 19 of his 21 points in the second half.

The Aztecs led by as many as 18 points on four different occasions in the second half and the Lobos never came closer than nine points the rest of the way. The home crowd, which helped set SDSU's all-time attendance records of 116,536 total fans and 7,284 fans per game, was brought to its feet when Burns blocked Douglas's shot and turned it into a breakaway dunk with 5:31 left and when Ben Wardrop hit a three-pointer with less than a second left that finalized the score at 89-73.

At 55.7 percent field-goal shooting, the Aztecs shot better than 50 percent for the fifth time this season and in back-to-back games for the first time this year. SDSU, which is averaging a school-record +6.2 rebound margin, out-rebounded the Lobos 37-25.

With the win, the senior trio of Bland, Mackell and Moore has helped guide the Aztecs to a 35-22 record since the beginning of the 2001-02 season, including the 2002 MWC Tournament championship and an NCAA Tournament appearance

**NOTES OF THE GAME:** SDSU avenged a four-point loss to the Lobos in Albuquerque earlier this season and won for the third time in four tries vs. New Mexico... Three of the Aztecs' last 11 Mountain West wins have come against New Mexico... The win keeps the Aztecs on pace with last season's team for the best-ever Mountain West record after 11 games at 5-6... Freshman Steve Sir connected on all three of his three-point attempts and is 5-for-5 over the last two games after going 2-of-15 over his previous six games.

<b>UNM</b>	<b>MP</b>	<b>FG</b>	<b>3FG</b>	<b>FT</b>	<b>R</b>	<b>F</b>	<b>A TO</b>	<b>B</b>	<b>S</b>	<b>TP</b>		
Williams	19	2-7	0-0	0-0	1	1	0 0	0	0	4		
Chiotti	25	2-3	0-0	2-3	3	1	1 0	2	0	6		
Douglas	35	12-26	4-9	15-16	12	2	5 4	1	2	43		
Tindall	28	4-6	2-3	0-0	1	1	2 1	0	0	10		
Ashcraft	35	2-6	0-2	1-2	1	3	3 1	0	3	5		
Walters	30	1-6	1-4	2-2	3	2	1 1	0	0	5		
Bell	10	0-2	0-0	0-0	1	5	0 0	0	0	0		

Hart	18	0-2	0-2	0-0	0	2	0	2	0	1	0	0
Team					3							
<b>Totals</b>	<b>200</b>	<b>23-58</b>	<b>7-20</b>	<b>20-23</b>	<b>25</b>	<b>17</b>	<b>12</b>	<b>9</b>	<b>3</b>	<b>6</b>	<b>73</b>	

SDSU	MP	FG	3FG	FT	R	F	A TO	B	S	TP
Sanders	24	0-4	0-0	2-2	5	5	2 1	0	0	2
Mackell	30	5-9	0-0	2-3	2	4	0 0	1	0	12
Hanour	8	1-2	0-1	0-0	2	1	0 2	0	0	2
Moore	33	1-7	0-4	0-0	3	1	7 2	0	1	2
Bland	36	8-15	0-1	5-6	5	2	3 3	0	1	21
Johnson	13	3-5	1-2	0-0	2	3	3 3	0	0	7
Sir	18	3-3	3-3	0-0	2	0	3 1	0	0	9
Sharper	2	0-0	0-0	0-0	0	0	0 0	0	0	0
Davis	1	0-0	0-0	0-0	1	0	0 0	0	0	0
Burns	34	12-15	4-6	3-3	13	3	0 0	2	1	31
Wardrop	1	1-1	1-1	0-0	0	0	0 1	0	0	3
Team					2					
<b>Totals</b>	<b>200</b>	<b>34-61</b>	<b>9-18</b>	<b>12-14</b>	<b>37</b>	<b>19</b>	<b>18 13</b>	<b>3</b>	<b>3</b>	<b>89</b>

Halftime: San Diego State 36, New Mexico 30. FG %: San Diego State 55.7, New Mexico 39.7. 3FG%: San Diego State 50.0, New Mexico 35.0. FT%: New Mexico 87.0, San Diego State 85.7. Officials: Stanley Reynolds, Eddie Jackson, Bill Kennedy. Technicals: None.

## Game 25

### San Diego State 86, Wyoming 73 Mar. 1, 2003 • Laramie, Wyo. Arena-Auditorium • Att.: 12,863

LARAMIE, Wyo. - Senior guard Tony Bland scored a team-high 19 points and led four Aztec players in double figures as San Diego State defeated Wyoming 86-73 in Laramie.

The Aztecs led wire-to-wire in picking up their third straight victory overall and claiming SDSU's fourth straight win against the Cowboys.

San Diego State got out of the gate quickly, scoring 15 straight points after the game was tied at two to give the Aztecs a 17-2 lead. After the lead was cut to three points, San Diego State ended the half on a 22-12 spurt to lead 42-29 at intermission.

A 9-0 Wyoming run to open the second half cut its deficit to four points and the Cowboys pulled within 52-50 with 9:58 to play.

But freshman Steve Sir responded with a three-point basket and ignited a 15-6 run that put the Aztecs back in control of the game.

San Diego State shot 52.0 percent from the field, marking the third straight game SDSU has cleared 50.0 percent from the floor. Meanwhile, the Aztecs held Wyoming to 35.8 percent field goal shooting.

Sir came off the bench to score 17 points on the strength of 3-4 shooting from three-point range. Freshman Evan Burns tallied double figures for the second straight game with 12 points and Deandre Moore posted his second career double-double with 11 points and 10 rebounds.

**NOTES OF THE GAME:** San Diego State won its third straight game with the victory at Wyoming on Saturday... It marks the second time in the four-year history of the Mountain West Conference that the Aztecs have won three straight conference games... The three game win streak overall ties the second longest win streak

of the season for SDSU (won six straight from Dec. 10-Jan. 3 and won three straight Jan. 8-18)... All three Aztec victories during the streak have been by double digits, making this the first time that SDSU has won three straight conference games by double figures since winning four straight by double figures on Jan. 28, 30, Feb. 4, 6, 1982.... With Saturday's win, the Aztecs have now defeated the Cowboys four consecutive times to close Wyoming's series advantage to 30-22... This marks the first time in the 52-game history of the series that San Diego State has won four straight over Wyoming... The Aztecs now own a 4-19 lifetime record against Wyoming in Laramie. The Aztecs have posted consecutive wins in Arena-Auditorium for the first time in school history. SDSU's wins in Wyoming have occurred in 1985, 1991, 2002 and 2003... This is the first time San Diego State has defeated a conference opponent at least four times in a row since posting seven straight victories over Air Force from Jan. 20, 1996-Feb. 7, 1998 (broken: Jan. 20, 2000)... This marks Wyoming's third loss at home this season. The Aztecs have inflicted two of Wyoming's last four home losses at Arena-Auditorium... San Diego State becomes the first team to win consecutive games at Arena-Auditorium since Colorado State pulled the trick in 1999 and 2000... With their final regular season meeting between the teams complete, Aztec seniors Tony Bland and Mike Mackell end their career with a 2-0 record in Laramie and are currently 4-1 against the Cowboys overall. Senior Deandre Moore owns a 2-1 record in Laramie and is 4-4 against the Cowboys overall... The 14-point margin of victory is the largest ever for SDSU at Wyoming. The previous three wins in Laramie by SDSU were by a combined 19 points... San Diego State has now won five of its last six games in the month of March dating back to last season. Steve Fisher coached teams are 44-22 during the month... San Diego State has now won 24 consecutive games when holding its opponent to 40 percent or less from the floor... San Diego State shot 52.0 percent from the floor marking the third straight game that SDSU has shot 50 percent or better from the floor. That is the first time that SDSU has done that this season... **TONY BLAND** scored a team-high 19 points while adding three rebounds, three steals and two assists in 39 minutes of action. The senior narrowly missed his third consecutive 20+ scoring game, but did lead the Aztecs in scoring for the 15th time this season and the 24th time in his career. For the week, Bland had 40 points, eight rebounds, five assists and four steals, while connecting on 12-of-24 shots from the floor... **DEANDRE MOORE** recorded his second career double-double with 11 points and a career-high 10 rebounds. His other double-double, a point-assist double-double, was recorded on March 1, 2001 against Wyoming when he went for 11 points and 11 assists. The senior now has 12 assists in his last two games. Moore has now tallied in double figures in three of the last five games, 10 times this season and 25 in his career... **EVAN BURNS** recorded his eighth games in double figures this season with 12 points, four

rebounds and three blocked shots in 31 minutes. The Aztecs are now 8-0 when Burns scores 10+ points. The freshman now has scored double figures in consecutive games for the first time since Dec. 30 and Jan. 3. His stat line for the two games this week: 43 points, 18-of-25 FGs, 17 rebounds and five blocked shots... **STEVE SIR** scored 17 points, one off his career high, and his highest offensive output since tying a career-best with 18 points against UC San Diego on Dec. 2. It is the third double-digit game of the season and he has now connected on 8-of-9 attempts from three-point range. The 17 points tonight are more than the freshman had in his previous five games combined... **MIKE MACKELL** had nine points and five rebounds prior to fouling out of the game. His double-digit scoring streak of 26 consecutive games dating back to last season is snapped. It is the third longest streak by an Aztec player since 1981... **CHRIS MANKER** came off the bench to play his second-highest minute total of the season. The sophomore had nine points on 15 minutes of action.

SDSU	MP	FG	3FG	FT	R	F	A TO	B	S	TP
Burns	31	6-10	0-1	0-3	4	4	1 1	3	2	12
Sanders	18	2-3	0-0	2-4	6	4	1 0	0	0	6
Mackell	29	2-6	0-0	5-9	5	5	0 4	1	0	9
Moore	27	5-10	1-4	0-0	10	5	5 2	0	0	11
Bland	39	4-9	1-2	10-14	3	0	2 2	0	3	19
Johnson	11	1-3	0-0	1-2	2	3	0 1	0	1	3
Hanour	4	0-0	0-0	0-0	0	1	0 0	0	0	0
Sir	22	3-5	3-4	8-10	2	1	1 1	0	1	17
Sharper	3	0-0	0-0	0-0	0	0	0 0	0	0	0
Davis	1	0-0	0-0	0-0	0	0	0 0	0	0	0
Manker	15	3-4	3-4	0-0	0	2	0 1	0	0	9
Team					4					
<b>Totals</b>	<b>200</b>	<b>26-50</b>	<b>8-15</b>	<b>26-42</b>	<b>36</b>	<b>25</b>	<b>10 12</b>	<b>4</b>	<b>7</b>	<b>86</b>

Wyoming	MP	FG	3FG	FT	R	F	A TO	B	S	TP
Rottinghaus	19	0-3	0-2	0-0	3	5	1 3	0	0	0
Ries	19	2-4	0-0	5-8	2	2	0 0	0	0	9
Nsonwu-Amadi	26	2-5	0-0	3-5	11	5	2 3	2	2	7
Richardson	40	10-29	5-14	3-4	6	3	4 1	0	0	28
Straight	31	2-7	0-5	2-3	4	2	2 3	0	3	6
Adams	27	5-11	2-6	2-2	5	4	2 2	0	0	14
McMillian	4	0-2	0-1	0-1	1	1	0 0	0	0	0
Correa	22	3-5	0-0	2-2	6	3	0 0	0	1	8
Wildenberg	12	0-1	0-0	1-2	3	1	0 0	1	1	1
Team					3					
<b>Totals</b>	<b>200</b>	<b>24-67</b>	<b>7-28</b>	<b>18-27</b>	<b>44</b>	<b>26</b>	<b>11 12</b>	<b>3</b>	<b>7</b>	<b>73</b>

Halftime: San Diego State 42, Wyoming 29. FG %: San Diego State 52.0, Wyoming 35.8. 3FG%: San Diego State 53.3, Wyoming 25.0. FT%: Wyoming 66.7, San Diego State 61.9. Officials: Ron Zetcher, Greg Burks, Mike Littlewood. Technicals: Wyoming Bench -3

## Game 26

### Colorado State 102, San Diego State 89 Mar. 3, 2003 • Fort Collins, Colo. Moby Arena • Att.: 3,752

FORT COLLINS, Colo. - Colorado State scored the most points ever by an Aztec opponent in MWC play and ended San Diego State's three-game MWC win streak 102-89 at Moby Arena. The Rams led by as 22 points in the second half en route to shooting the highest percentage by an Aztec opponent this season, connecting on 61.8 percent of its field-goal attempts.

With the loss, the Aztecs can finish in no better than a tie for fourth place in the conference. SDSU came no closer than within nine points in the second half as the season's worst defensive performance negated SDSU's 55.4 percent field-goal shooting and most points ever in a MWC contest (matching the 89-73 New Mexico win one week earlier).

Six early points by Mike Mackell helped propel the Aztecs to a 15-14 lead with 12 minutes, 8 seconds to go in the first half. But SDSU could not stop several Ram scoring bursts, including a Matt Nelson dunk at 11:11 that gave CSU the lead for good and helped jumpstart an 8-0 Rams run.

A Tony Bland jumper brought the Aztecs within 29-25, but CSU responded by reeling off nine of the next 10 points and the lead grew to double-digits where it would remain until the waning moments of the game. Derrick Stevens scored five points in the last 29 seconds of the half and SDSU was faced with its largest half-time deficit of the season (52-36).

The Rams shot 65.6 percent from the field in the first half (21-32) and connected on 6-of-8 three-pointers.

CSU maintained its large margin for the first 12-and-a-half minutes of the second half before a 10-4 Aztec run cut it to 83-73 with 5:33 to go. However, CSU scored six straight points and the teams would trade short bursts the rest of the way. The Aztecs came as close as nine points after a 6-0 run with 1:05 left, but CSU answered with six straight points before a Bland layup finalized the margin at 102-89.

Nelson was 8-for-8 from the field and 14-of-19 from the line for a 30-point night. He led four other Rams in double-figures, including 17 points (and 10 rebounds) from Brian Greene.

Bland led the Aztecs with 25 points. Mackell returned to his double-figure scoring form with 13 points after having his streak of 26 straight 10-plus point games snapped the previous outing by Wyoming. Evan Burns had 12 points to reach double-figures for the third straight game, while Deandre Moore added 10.

**NOTES OF THE GAME:** SDSU allowed 100-plus points for the first time since a 101-66 loss at Wyoming on Feb. 3, 2001... San Diego State had just 12 assists on its 31 baskets compared to Colorado State's 27 assists and 34 field goals... The Aztecs were out-rebounded (31-25) for the second straight game but only the fifth time this season... CSU's bench shot 87.0 percent (20-of-23) and outscored SDSU's reserves 61-23... Steve Sir connected on all three of his three-point attempts and has made 11 of his last 12 from long range.

SDSU	MP	FG	3FG	FT	R	F	A TO	B	S	TP
Burns	29	5-9	0-2	2-2	6	3	1 2	1 1	1	12
Sanders	23	2-4	0-0	2-2	7	5	0 3	0 0	0	6
Mackell	22	5-7	0-0	3-4	3	5	0 3	1 0	13	
Moore	31	3-10	1-4	3-5	1	2	2 2	0 2	10	
Bland	38	8-15	1-2	8-15	1	4	1 0	1 1	25	
Johnson	10	1-2	0-0	2-2	0	2	0 2	0 1	4	
Sir	18	3-3	3-3	0-0	2	0	3 0	0 1	9	
Sharper	8	1-1	1-1	0-0	1	2	1 1	0 0	3	
Davis	7	0-0	0-0	0-0	1	5	0 0	2 0	0	

Manker	14	3-5	1-3	0-0	0	3	1 0	0 0	7	
Team									3	
Totals	200	31-56	7-15	20-30	25	28	12 14	4 6	89	

CSU	MP	FG	3FG	FT	R	F	A TO	B	S	TP
Greene	35	6-18	0-1	5-6	10	2	4 5	0 3	17	
Williams	15	1-3	0-0	0-0	1	5	0 1	0 1	2	
Burke	5	0-0	0-0	2-2	1	2	1 0	0 0	2	
Birley	31	4-6	3-4	1-2	4	2	6 0	1 0	12	
Johnson	23	3-5	1-3	1-2	2	3	2 0	0 1	8	
Stevens	20	3-5	2-4	0-0	0	2	2 0	0 1	8	
Clark	21	5-6	0-0	3-3	3	2	4 3	0 0	13	
Morris	24	4-4	2-2	0-0	1	2	6 1	1 2	10	
Nelson	26	8-8	0-0	14-19	7	2	2 2	1 0	30	
Team									2	
Totals	200	34-55	8-14	26-34	31	22	27 12	3 8	102	

Halftime: Colorado State 52, San Diego State 36. FG %: Colorado State 61.8, San Diego State 55.4. 3FG%: Colorado State 57.1, San Diego State 46.7. FT%: Colorado State 76.5, San Diego State 66.7. Officials: David Hall, Dick Cartmell, Bob Staffen. Technicals: None.

## Game 27

### UNLV 83, San Diego State 72

Mar. 8, 2003 • Las Vegas, Nev.

Thomas & Mack Center • Att.: 12,420

LAS VEGAS - San Diego State yielded a season-worst shooting performance to the opposition for the second straight game in falling to UNLV in a preview of an MWC Championship first-round game, 83-72. The Rebels shot 62 percent from the floor and made 9-of-18 three-pointers in clinching the MWC Tournery's fourth seed.

SDSU failed to secure a .500 league record for the second straight season and finished the MWC regular season in fifth place. The Aztecs yielded 92.5 points and 61.9 percent shooting in finishing with two straight losses after a three-game win streak.

SDSU was the hot team early, jumping out to a 15-10 lead with 13 minutes, 54 seconds remaining in the first half. Deandre Moore made back-to-back three-pointers and had seven points in the stretch.

UNLV responded with an 11-0 run over the next three minutes, and after briefly relinquishing the lead with 3:13 left, the Rebels scored 12 of the last 14 points in the half to take a 39-30 lead into the locker room.

The Rebels kept the margin to at least two possessions the rest of the way as they shot 68.2 percent (15-of-22) in the second half. Mike Mackell made 1-of-2 free throws to bring the Aztecs within 64-60 at 6:48, but UNLV ran off 10 of the next 13 points.

The margin was 79-72 after Tony Bland converted a three-point play with 1:02 remaining, but the Rebels calmly converted four straight free throws as the Aztecs missed their final two shots.

All five UNLV starters finished in double-figures as the bench scoring for the contest was 2-2. In their final regular season home game, seniors Dalron Johnson and Marcus Banks tallied 25 and 19 points, respectively. And for the second time this season, Jermaine Lewis hurt the Aztecs with

his three-point shooting by hitting 4-of-7 behind the arc to finish with 15 points.

SDSU was led by Evan Burns with 23 points on 8-of-12 shooting. Seniors Mackell (18), Bland (13) and Moore (12) also finished in double-figures.

**NOTES OF THE GAME:** SDSU allowed consecutive opponents to shoot better than 60 percent from the field after only one had shoot more than 50 percent previously... UNLV had 16 assists on its 31 field goals compared to SDSU's five assists on 26 baskets... The Aztecs made two of their first three three-pointers and then hit 1-of-11 the rest of the way... Burns finished in double-figures for the fourth straight game and is hitting on 67.4 percent from the field over that span... Steve Sir missed both of his three-point attempts after having made 11 of his previous 12.

SDSU	MP	FG	3FG	FT	R	F	A TO	B	S	TP
Burns	40	8-12	1-3	6-7	5	2	0 5	0 0	23	
Sanders	28	2-6	0-0	0-0	5	3	1 1	0 1	4	
Mackell	37	6-11	0-0	6-7	9	3	0 4	0 0	18	
Moore	27	4-8	2-6	2-4	2	5	0 2	0 0	12	
Bland	39	5-9	0-1	3-5	2	1	3 2	0 2	13	
Johnson	12	1-1	0-0	0-0	1	0	1 0	0 0	2	
Sir	12	0-2	0-2	0-0	0	0	0 1	0 0	0	
Sharper	1	0-0	0-0	0-0	0	0	0 0	0 0	0	
Manker	4	0-2	0-2	0-0	0	1	0 0	0 0	0	
Team									3	
Totals	200	26-51	3-14	17-23	27	15	5 16	0 3	72	

UNLV	MP	FG	3FG	FT	R	F	A TO	B	S	TP
Lewis	37	5-9	4-7	1-1	1	1	1 0	0 2	15	
Johnson	36	10-13	2-4	3-3	4	3	3 1	0 3	25	
Peters	35	5-7	0-0	2-2	1	4	1 2	0 0	12	
Edwards	28	5-6	0-0	0-0	6	3	0 4	2 0	10	
Banks	40	6-11	3-6	4-8	2	3	7 4	0 1	19	
Turner	3	0-1	0-0	0-0	0	0	0 0	0 0	0	
Pearson	8	0-2	0-0	0-0	1	3	0 1	0 0	0	
Bigby	13	0-1	0-1	2-2	1	2	4 1	0 0	2	
Knoche	1	0-0	0-0	0-0	0	0	0 0	0 0	0	
Team									6	
Totals	200	31-50	9-18	12-16	22	19	16 13	2 6	83	

Halftime: UNLV 39, San Diego State 30. FG %: UNLV 62.0, San Diego State 51.0. 3FG%: UNLV 50.0, San Diego State 21.4. FT%: UNLV 75.0, San Diego State 73.9. Officials: Bill Gracey, Duane Allen Mike Giarratano. Technicals: None.

## Game 28

### UNLV 83, San Diego State 67

Mar. 13, 2003 • Las Vegas, Nev.

EAS Mountain West Championship Quarterfinal  
Thomas & Mack Center • Att.: 10,921

LAS VEGAS - San Diego State had its three-game Mountain West tourney winning streak snapped by Marcus Banks and host UNLV, as the fourth-seeded Rebels downed the fifth-seeded Aztecs 83-67 in the quarterfinals at the Thomas and Mack Center. SDSU, which ran the table in last season's tournament to secure an NCAA Tournament bid, fell victim to Vegas's 55.8 percent shooting and Banks's game-high 22 points in dropping its third straight after a three-game winning streak.

SDSU yielded more than 80 points and better

than 55 percent shooting to the opposition for the third straight game. The Aztecs dropped all three games to the Rebels this season, suffering three of their top seven point losses to UNLV.

Similar to the previous Saturday's meeting in Vegas, SDSU hung with the home team for much of the first half. Deandre Moore scored all nine of his points in the first 11 minutes and the Aztecs held a 24-23 lead with 6 minutes, 57 seconds remaining.

The Rebels then ran off seven straight points and ended the half on a 25-12 run to take a 41-32 lead into the break. Tony Bland made 1-of-2 free throws to begin the second half but UNLV went on another 7-0 run to extend the lead comfortably into double-digits where it would remain for the rest of the game.

Aerick Sanders made a basket to bring SDSU within 68-56 with 5:48 remaining, but Vegas would lead by as many as 19 points before settling for the 83-67 win.

Banks assisted on four of the Rebels' first seven baskets and scored 12 of their first 32 points. He finished with 22 points, including 11-of-11 free throws, seven assists and six steals. James Peters added 19 points and Jermaine Lewis had three three-pointers among his 16 points.

Bland led the Aztecs with 17 points, while Tommy Johnson tied his career high with 13.

**NOTES OF THE GAME:** SDSU dropped all three meetings with UNLV this season, the first time that has happened since the Aztecs lost three games to Wyoming in 2001... Aerick Sanders recorded two blocked shots on the night, his first blocks in eight games, to move into seventh place on SDSU's career list... Sanders also tied his career high with four assists and matched the Aztecs' MWC tourney record with three steals... Senior Mike Mackell scored just two points, matching the lowest output of his career.

(5) SDSU	MP	FG	3FG	FT	R	F	A TO	B	S	TP
Burns	28	3-11	0-4	1-3	7	4	1 3	0	1	7
Sanders	35	4-10	0-0	1-1	8	4	4 1	2	3	9
Mackell	30	1-3	0-0	0-0	4	3	0 2	0	0	2
Moore	25	4-10	1-5	0-0	3	2	2 1	0	2	9
Bland	34	6-14	0-2	5-6	3	2	5 4	0	1	17
Johnson	21	5-8	3-5	0-1	2	3	4 1	0	0	13
Sir	10	2-4	1-2	0-0	0	1	1 1	0	0	5
Sharper	9	1-2	1-2	0-0	0	2	1 0	0	0	3
Davis	0+	0-0	0-0	0-0	0	0	0 0	0	0	0
Manker	7	1-3	0-2	0-0	0	1	0 0	0	0	2
Wardrop	1	0-0	0-0	0-0	0	0	0 0	0	0	0
Team					7					
<b>Totals</b>	<b>200</b>	<b>27-65</b>	<b>6-22</b>	<b>7-11</b>	<b>34</b>	<b>22</b>	<b>18 14</b>	<b>2</b>	<b>7</b>	<b>67</b>

(4) UNLV	MP	FG	3FG	FT	R	F	A TO	B	S	TP
Johnson	37	2-7	0-2	2-2	3	3	2 3	1	0	6
Peters	32	9-14	0-0	1-4	5	3	3 2	0	1	19
Edwards	21	4-6	0-0	0-1	3	4	1 3	0	0	8
Banks	37	5-11	1-4	11-11	4	1	7 7	0	6	22
Lewis	37	6-9	3-4	1-1	5	1	6 0	0	2	16
Hunter	6	1-1	0-0	4-4	1	0	0 0	1	1	6
Pearson	24	2-3	0-1	0-0	4	3	0 1	1	0	4
Bigby	5	0-1	0-1	1-2	1	0	0 0	0	0	1
Knoche	1	0-0	0-0	1-2	0	0	0 0	0	0	1
Team					7					
<b>Totals</b>	<b>200</b>	<b>29-52</b>	<b>4-12</b>	<b>21-27</b>	<b>33</b>	<b>15</b>	<b>19 16</b>	<b>3</b>	<b>10</b>	<b>83</b>

Halftime: UNLV 41, San Diego State 32. FG %: UNLV 55.8, San Diego State 41.5. 3FG%: UNLV 33.3, San Diego State 27.3. FT%: UNLV 77.8, San Diego State 63.6. Officials: Scott Thornley, Ron Zetcher, Mike Littlewood. Technicals: None.

## Game 29

### San Diego State 67, UC Santa Barbara 62 (ot)

Mar. 19, 2003 • San Diego, Calif.

NIT First Round

Cox Arena at Aztec Bowl • Att.: 5,390

SAN DIEGO - San Diego State needed overtime to win its first NCAA Division I postseason game, claiming a 67-62 NIT first-round victory over UC Santa Barbara at Cox Arena. Senior Tony Bland, who became the third Aztec player to reach 1,000 points in just two seasons, sent the game into extra time by going the length of the floor to hit a bank shot with 1.9 seconds remaining. Then with 1:15 left in overtime, sophomore Tommy Johnson put SDSU ahead for good at 63-60 with a three-pointer as the Aztecs closed the game with a 13-2 run.

In its sixth postseason appearance in 33 years at the Div. I level, the Aztecs overcame their largest halftime deficit of the season (32-22) to snap a trio of streaks: a 13-game skid when trailing with five minutes left, a 10-game loss streak when down at the half and a seven-game overtime losing streak. SDSU, which snapped a three-game losing streak, limited the Gauchos to just 62 points and 42.6 percent shooting after allowing more than 80 points and better than 55 percent shooting to each of its last three opponents.

After a dunk by Evan Burns with 5:58 left in the first half, UCSB closed out the opening period with a 14-1 run to take a 10-point lead into the half. The Gauchos scored the first basket of the second half before Bland jumpstarted the Aztecs with a free throw and layup to start a 10-0 run.

Despite the SDSU comeback, UCSB maintained its edge for the first 11 minutes, 34 seconds of the second half before SDSU took a pair of narrow leads. The game was tied at 50-50 with five minutes left and both teams buckled down defensively for the rest of regulation.

Bland's team-high 17 points included the Aztecs' last four in regulation as he tied the game on two occasions to keep SDSU's season alive. He now has 1,003 points as an Aztec, 19th on the program's all-time list.

The Gauchos scored the first six points of overtime before SDSU's game-ending run, which included six straight Mike Mackell points to tie the game at 60 and set up Johnson's heroics.

SDSU closed out the win by hitting 4-of-6 free throws.

Freshman Evan Burns scored in double-figures for the fifth time in six games with 12 points on the night, while Johnson recorded his second straight double-figure point total with 10.

Mark Hull led the Gauchos with 28 points, including 5-of-9 three-pointers. Nick Jones added 12 for UCSB, which dropped to 0-4 all-

time in the NIT.

**NOTES OF THE GAME:** The Aztecs hit 10 of their first 14 shots in the second half and finished 15-of-27 in the second stanza and overtime after hitting just 9-for-27 in the first 20 minutes... Burns has averaged 16.2 points and 7.3 rebounds over the last six games... Johnson has come off the bench to score 23 points in 46 minutes over the last two games... Mike Mackell played a career high 38 minutes.

UCSB	MP	FG	3FG	FT	R	F	A TO	B	S	TP
Hull	39	10-19	5-9	3-3	5	3	3 2	0	3	28
Cook	23	2-4	0-0	0-0	3	2	1 1	0	2	4
Jones	35	6-13	0-3	0-0	4	3	1 3	0	1	12
Atako	32	0-4	0-1	0-0	2	1	6 2	0	0	0
Fullove	23	2-7	1-3	0-0	3	3	1 5	0	1	5
Brown	24	3-7	0-0	0-0	3	0	0 1	0	0	6
Davis	14	0-2	0-1	1-2	3	0	1 0	0	1	1
Ward	13	1-1	0-0	0-0	2	2	3 0	0	1	2
Whitehead	22	2-4	0-0	0-0	3	3	0 1	0	1	4
Team					3					
<b>Totals</b>	<b>200</b>	<b>26-61</b>	<b>6-17</b>	<b>4-5</b>	<b>31</b>	<b>17</b>	<b>16 15</b>	<b>0</b>	<b>10</b>	<b>62</b>

SDSU	MP	FG	3FG	FT	R	F	A TO	B	S	TP
Burns	34	4-7	0-1	4-4	9	1	3 5	2	2	12
Sanders	27	2-4	0-0	0-0	4	4	1 0	0	0	4
Mackell	38	3-9	0-0	3-5	3	0	2 4	0	1	9
Moore	36	1-5	0-3	2-2	9	3	2 1	0	0	4
Bland	35	7-16	0-4	3-6	3	0	2 1	2	1	17
Johnson	25	3-4	1-2	3-4	4	3	1 2	2	2	10
Sir	19	2-6	2-6	0-0	1	1	1 3	0	0	6
Sharper	7	1-2	1-2	0-0	1	0	1 0	0	0	3
Manker	4	1-1	0-0	0-0	2	0	0 0	0	0	4
<b>Totals</b>	<b>200</b>	<b>24-54</b>	<b>4-18</b>	<b>21-21</b>	<b>36</b>	<b>12</b>	<b>13 16</b>	<b>6</b>	<b>6</b>	<b>67</b>

Halftime: UC Santa Barbara 32, San Diego State 22. FG %: San Diego State 44.4, UC Santa Barbara 42.6. 3FG%: UC Santa Barbara 35.3, San Diego State 22.2. FT%: UC Santa Barbara 80.0, San Diego State 71.4. Officials: Tom Wood, Don McAllister, Mike Reed. Technicals: None.