

2010-11 Review

2011 NCAA SWEET 16 ► BACK-TO-BACK MOUNTAIN WEST CONFERENCE CHAMPIONS

Malcolm Thomas helped the Aztecs win their second consecutive MWC Championship title.



Inside:

2010-11 Season Notes	82
Results	85
Game-By-Game Statistics	90
Miscellaneous Statistics	95
Departed Senior Bios	96
Box Scores and Recaps	102
Mountain West Statistics	115

A Sweet, Banner Season on Montezuma Mesa

10-11 Honors

► Kawhi Leonard

One of 10 on Wooden Award All-America Team
Associated Press, Sporting News, FOXSports.com
Second-Team All-American
State Farm Coaches' Division I Third-Team All-American

All-MWC First Team
MWC All-Tournament Team

MWC All-Defensive Team
National Association of Basketball Coaches (NABC) All-District 17 First Team
United States Basketball Writers Association (USBWA) All-District IX Team

One of 10 Naismith Award Candidates

One of 20 Wooden Award Candidates

MWC Player of the Week (two times)

CBE Classic Oxford Subregional MVP

► D.J. Gay

All-MWC First Team
MWC All-Tournament Team

National Association of Basketball Coaches (NABC) All-District 17 First Team

One of 10 Cousy Award Finalists

MWC Player of the Week (one time)

San Diego State showed the college basketball world that it was a program to be reckoned with in 2010-11. The Aztecs were ranked in the top 25 from the opening tip and climbed their way into the top five. Along the way, SDSU shared the MWC regular season title, won the MWC tournament, advanced to the Sweet 16 after picking up its first-ever Division I NCAA Tournament victories and won a school-record 34 games. The Aztecs, who finished the season ranked No. 6/11, were one of the elite teams in America and in the national conversation week in and week out.

A Look at the 2010-11 Aztecs

There have been some magical seasons on Montezuma Mesa over the last handful of years. Fans can point to the 2006 team that won a then-school-record 24 games and claimed the Mountain West Conference regular-season and tournament championships. Others can mention the 2009 squad that broke the school-record win total with 26 victories en route to the NIT semifinals. Some might bring up the 2010 team that won 25 games, captured the MWC tournament title and advanced to the NCAA Tournament in what was supposed to be a rebuilding year with the loss of so many seniors the year before. Nothing can compare, however, to what San Diego State accomplished in 2011.

The success was not unexpected. The Aztecs knew they were good with the return of all five starters off the aforementioned Mountain West championship and NCAA Tournament team. It was the magnitude of the success that captured not only the city of San Diego's interest, but the interest of America.

Viejas Arena was the place to be as fans came out and packed SDSU's on-campus venue night-in and night-out. The Aztecs played in front of a sell-out crowd in 13 of their 15 home dates and regularly drew big crowds on the road. Every game San Diego State played, the nation had its eyes fixated on how the Aztecs fared. National media routinely made its way to



San Diego State went through Utah and UNLV in the quarterfinals and semifinals, respectively, at the MWC Championship, and capped its run by beating No. 8/8 Brigham Young in the championship game in Las Vegas.

Montezuma Mesa to cover Steve Fisher and his crew.

The 2010-11 campaign will go down as the finest in school history to date and one of the top wire-to-wire performances ever witnessed in college basketball history.

Below are some notes on the 2011 NCAA Sweet 16 participants:

► San Diego State finished the 2010-11 season with a 34-3 record, marking the first time in school history that an Aztec team has recorded six straight 20-win seasons. SDSU basketball

dates back to the 1921-22 campaign. ► For the third consecutive season, the Aztecs won at least 25 games, which is a first in school history. ► SDSU's 34 victories are the most in school history. The three losses, meanwhile, are the fewest in the program's Division I history and fewest since 1931-32 when that squad went 13-2-1. ► The Aztecs won their first-ever Division I NCAA Tournament game with their 68-50 victory over Northern Colorado. ► SDSU advanced to the NCAA West



Senior captain D.J. Gay finished his career by being named to the all-Mountain West Conference first team. In his four years at San Diego State, he played in all 140 games.

Region semifinal after its NCAA third-round win over Temple. The effort secured the school's first-ever trip to the Sweet 16.

► San Diego State was ranked in the Associated Press Top-25 Poll all season long. The Aztecs opened the campaign ranked No. 25 in the AP Preseason Poll and climbed as high as No. 4 in the Jan. 24 poll.

► SDSU made its USA Today/ESPN Coaches Poll debut the second week of the season on Nov. 22. The Aztecs opened at No. 22 and were ranked as high as No. 4 on two occasions (Jan. 24, Feb. 21). San Diego State earned three first-place votes in the Feb. 21 poll.

► The Aztecs were ranked in the top 10 for the final 13 weeks of the regular season. San Diego State finished at No. 6 in the final Associated Press poll and at No. 11 in the last Coaches poll.

► For the second time in the history of the Mountain West Conference, San Diego State won the regular-season title. In 2006, the Aztecs won the championship outright and shared it with Brigham Young last year.

► San Diego State won its second consecutive MWC Championship crown in 2011, marking the first time the Aztecs have accomplished the feat. The title was the school's fourth tournament championship.

► San Diego State's 34 victories are the most in school history. The two-year total of 59 wins is the most in program

history after the the 2010 team compiled 25 victories. The Aztecs own a school-record winning percentage of .831 (59-12) over the two seasons.

► The Aztecs earned a berth in the NCAA Tournament, marking the sixth season in a row in which they participated in postseason play.

► SDSU qualified for the NCAA Tournament for the second year in a row. The last time the Aztecs played in the NCAA Tournament in two consecutive seasons was back in 1975 and 1976.

► With 14 Mountain West Conference victories, San Diego State turned in its sixth straight season in which it recorded at least nine

league wins for the first time in school history. It also marked the first time in SDSU's Division I history that an Aztec team posted six consecutive winning conference efforts.

► The 14 MWC victories are the most in school history. The win total also represents the most conference wins in the history of the program.

► Last season marked the seventh time a Steve Fisher-coached San Diego State team recorded 20 or more wins. The 34 wins in 2010-11 is the highest total SDSU has reached under Fisher in his 12 seasons on Montezuma Mesa.

► SDSU was dominant at home as it went 14-1 inside Viejas Arena. The Aztecs posted their sixth straight season and 10th overall with at least 11 victories at Viejas Arena. SDSU's six-year total of 81 wins is an arena record.

► San Diego State opened the season with 20 consecutive wins, which was the second-longest winning streak at the time. Ohio State was 21-0.

► SDSU was one of the last two teams nationally to suffer a defeat. Ohio State was the other.

► The Aztecs defeated two nationally ranked opponents in one season, which is the second most in school Division I history. SDSU defeated No. 11/12 Gonzaga on the road and No. 8/8 Brigham Young in the finals of the MWC tournament in Las Vegas.

► San Diego State won 12 road games,

which broke the school record. The previous high was set in 1967-68 when SDSU went 11-3 on the road.

► The Aztecs finished the season by owning the second-best winning percentage (91.9) in the nation, and ranked second in personal fouls per game (14.6), seventh in scoring defense (59.2), 10th in scoring margin (12.6), 12th in rebounding margin (6.8), 16th in fewest turnovers per game (10.9) and 17th in field-goal percentage defense (39.6). SDSU also ranked in the top 50 nationally in assist-to-turnover ratio (34th), field-goal percentage (43rd), three-point field-goal percentage defense (43rd) and blocked shots (43rd).

Leonard Earns All-America Honors

Sophomore Kawhi Leonard became San Diego State's first All-American since 2006 after a stellar 2010-11 campaign in which he averaged 15.5 points and 10.6 rebounds. The Riverside, Calif., native had 23 double-doubles, which was fourth nationally, and finished with the ninth-best rebounding average in Division I. Leonard received the following All-America recognition:

► Wooden Award All-America Team
► Second-Team All-American by the Associated Press, *Sporting News* and FOXSports.com

► State Farm Coaches' Division I Third-Team All-American

At the conclusion of SDSU's banner year, Leonard declared for the 2011 NBA Draft and was taken with the 15th pick by the Indiana Pacers.



Kawhi Leonard became SDSU's first All-American since 2006 and was taken in the first round of the NBA Draft.

10-11 Honors

► **Malcolm Thomas**
All-MWC Second Team
MWC All-Defensive Team
MWC Player of the Week (two times)
CBE Classic Oxford Subregional All-Tournament Team

► **Billy White**
Honorable Mention All-MWC
MWC All-Tournament Team

► **Steve Fisher**
Naismith National Coach of the Year
National Association of Basketball Coaches (NABC) National Coach of the Year
Adolph Rupp Cup Recipient
MWC Co-Coach of the Year
United States Basketball Writers Association (USBWA) District IX Coach of the Year
National Association of Basketball Coaches (NABC) District 17 Coach of the Year

10-11 Records

► Single-Season Record

Wins

34

Conference Wins

14

Fewest Losses

3

Fewest Conf. Losses/Div. I

2

Points Scored

2,660

Scoring Margin/Div. I

+12.6

Rebounds/Div. I

1,396

Rebound Margin/Div. I

+6.7

Field Goals

991

Three-Point Field Goals

223

Blocked Shots

170

Lowest Opp. Scoring Avg.

59.2

Lowest Opponent FG Pct.

39.6

Longest Winning Streak

20

► Single-Game MWC Record

Points

96 vs. Wyoming (1-29-11)

Rebounds

50 at Air Force (2-19-11) and vs. Utah (2-8-11)

Field Goals

35 vs. Wyoming (1-29-11)

Three-Point Field Goals

17 vs. Wyoming (1-29-11)

Fewest Turnovers

4 vs. Utah (2-8-11)

Blocked Shots

11 vs. Wyoming (1-29-11)



San Diego State students braved the elements and camped out overnight to get their tickets to the nationally televised game against Brigham Young.

Leonard later had his draft rights traded to the San Antonio Spurs.

The forward became the 18th NBA Draft pick in school history and the 13th for Steve Fisher. Leonard was also the first Aztec to be drafted since 2002 (Randy Holcomb - 57th overall) and was the second first-round pick in school history (Michael Cage - 1984).

Fisher Named National Coach of the Year

San Diego State head coach Steve Fisher picked up his fair share of hardware following the Aztecs' 2010-11 performance.

The 1992 national coach of the year was back in the spotlight and garnered attention from both the national media and his peers.

Fisher was named the Naismith National Coach of the Year and the National Association of Basketball Coaches (NABC) National Coach of the Year. In addition, he was awarded the Adolph Rupp Cup by the Commonwealth Athletic Club of Kentucky, which recognizes excellence in Division I men's basketball coaching.

Fisher was also named Mountain West Co-Coach of the Year for the first time and district coach of the year by the United States Basketball Writers Association (USBWA) and NABC.

Four Aztecs Earn All-Conference Recognition

The San Diego State foursome of D.J. Gay, Kawhi Leonard, Malcolm Thomas and Billy White, all earned all-conference recognition from the Mountain West Conference. Leonard and Thomas, meanwhile, were MWC all-defensive team honorees as well.

Gay, a senior captain, was voted to the all-conference first team. The guard started all 16 MWC games and led the league in assist-to-turnover ratio (3.87), while ranking third in minutes played (36.4), tied for fourth in steals (1.5), fourth in three-point field goals made (2.0), seventh in assists (3.6), 10th in three-point field-goal percentage (.333) and 16th in scoring (11.6). At one point during conference play, Gay went 177 consecutive minutes without committing a turnover while accumulating 23 assists during the same time frame.

Leonard was named to the first team after leading the Mountain West in rebounding (11.9) and offensive rebounding (8.2). The forward also ranked second in offensive rebounds (3.7), tied for fourth in steals (1.5), fifth in scoring (14.8), sixth in free-throw percentage (.767) and ninth in minutes. The sophomore recorded 12 double-doubles, which set the MWC single-season record, and posted five 15-plus rebounding efforts. Leonard also produced 15 double-figure scoring efforts.

Thomas landed on the all-league second team after averaging 11.4 points and 9.3 rebounds, which ranked 17th and third, respectively, in the Mountain West. Thomas also ranked second in the MWC after averaging 2.3 blocks per game. In addition to ranking in

the top 10 in rebounds and blocks, Thomas also ranked third in both offensive (3.2) and defensive rebounds (6.1). The senior logged seven double-doubles during league action and blocked at least one shot in all 16 contests.

For the fourth time in four seasons, White earned all-league accolades after garnering honorable mention recognition. A native of Las Vegas, Nev., White started all 16 games and averaged 8.5 points and 3.2 rebounds, while shooting a team-best 54.7 percent from the field.


Aztecs Set Attendance Record

San Diego State set the school attendance record in 2010-11 as it played in front of a sold-out Viejas Arena 13 out of 15 home dates.

The Aztecs averaged 11,668 fans and sold out SDSU's on-campus arena the final 10 home games. In 2009-10, San Diego State averaged 7,227 fans.

When the dust settled, San Diego State enjoyed the second-largest increase in average attendance in the nation and ranked first in average home attendance among all Division I universities in California. SDSU had the 30th-best average attendance in America.

The student population was so crazed over Aztec basketball that on numerous occasions students camped outside of Viejas Arena to secure a seat.



San Diego State Head Coach Steve Fisher earned coach-of-the-year honors at the national, district and conference levels in 2010-11.

2010-11 Statistics



2011 NCAA SWEET 16 ► BACK-TO-BACK MOUNTAIN WEST CONFERENCE CHAMPIONS

2010-11 Game-By-Game Results

Record: 34-3 (Home: 14-1, Away: 12-1, Neutral: 8-1); Mountain West: 14-2 (Home: 7-1, Away: 7-1)

Date	SDSU							San Diego State High			
	NR	Opponent	SDSU Result	W-L	Record	MWC	Scorer	Rebounder	Assists	Attendance	
Nov. 13	25/rv	at Long Beach State	W	81-65	W1	1-0	Leonard - 21	Leonard - 12	Thomas - 6	5,143 (c)	
Nov. 16	25/rv	#at (11/12) Gonzaga	W	79-76	W2	2-0	White - 30	Leonard - 12	Gay, Leonard - 3	6,000 (c)	
Nov. 20	25/rv	~vs. Green Bay	W	79-70	W3	3-0	Leonard - 23	Leonard - 10	Tapley, Thomas - 3	2,117	
Nov. 21	25/rv	~vs. IUPUI	W	61-46	W4	4-0	Leonard - 20	Leonard - 10	Gay - 4	1,863	
Nov. 22	18/22	~at Miami (Ohio)	W	77-56	W5	5-0	Gay - 19	Leonard - 13	Gay, Leonard - 4	1,858	
Nov. 26	18/22	SAN DIEGO CHRISTIAN	W	88-69	W6	6-0	Leonard, Tapley - 14	Thomas - 8	L. Franklin - 6	5,674	
Dec. 1	17/19	(rv/rv) SAINT MARY'S	W	69-55	W7	7-0	Tapley - 14	Leonard - 8	White - 4	12,414 (c)	
Dec. 4	17/19	(-/rv) WICHITA STATE	W	83-69	W8	8-0	White - 24	Leonard - 12	Gay - 6	12,414 (c)	
Dec. 8	14/15	at California	W	77-57	W9	9-0	Leonard - 20	Tapley - 7	Thomas, White - 4	9,426	
Dec. 11	14/15	SAN DIEGO	W	77-49	W10	10-0	Thomas - 20	Leonard - 13	Gay, Leonard - 4	12,414 (c)	
Dec. 13	11/10	CAL POLY	W	51-45	W11	11-0	Thomas - 18	Thomas - 15	Thomas - 3	7,971	
Dec. 18	11/10	UC SANTA BARBARA	W	90-64	W12	12-0	Thomas - 18	Thomas - 10	Tapley - 5	12,414 (c)	
Dec. 21	7/7	\$vs. San Francisco	W	62-56	W13	13-0	Leonard - 23	Leonard - 14	Gay - 3	1,202	
Dec. 22	7/7	\$vs. IUPUI	W	56-54	W14	14-0	Gay - 18	Thomas - 9	Tapley - 5	1,095	
Dec. 31	7/7	OCCIDENTAL	W	93-50	W15	15-0	Rahon, Tapley - 15	Leonard - 10	Leonard, Tapley - 4	12,414 (c)	
Jan. 5	6/6	*at TCU	W	66-53	W16	16-0	1-0	Thomas - 18	Leonard - 11	Gay - 6	4,287
Jan. 8	6/6	*at Utah	W	71-62	W17	17-0	2-0	Leonard - 20	Thomas - 14	Gay, White - 3	8,571
Jan. 12	6/6	*(rv/rv) UNLV	W	55-49	W18	18-0	3-0	Leonard - 15	Leonard - 17	Leonard - 4	12,414 (c)
Jan. 15	6/6	*at New Mexico	W	87-77	W19	19-0	4-0	Gay - 30	Leonard - 15	Gay, Leonard - 4	15,411 (c)
Jan. 19	6/6	*AIR FORCE	W	68-55	W20	20-0	5-0	Gay - 20	Leonard - 10	Gay, Tapley, Thomas - 3	12,414 (c)
Jan. 26	4/4	*at (9/9) Brigham Young	L	58-71	L1	20-1	5-1	Leonard - 22	Leonard - 15	Gay - 4	22,700 (c)
Jan. 29	4/4	*WYOMING	W	96-57	W1	21-1	6-1	Tapley - 24	Carlwell - 10	Leonard - 4	12,414 (c)
Feb. 2	7/6	*at (rv/-) Colorado State (:01.8)	W	56-54	W2	22-1	7-1	Rahon - 15	Leonard - 15	Gay, Leonard - 4	7,353
Feb. 5	7/6	*TCU	W	60-53	W3	23-1	8-1	White - 19	Thomas - 14	Gay - 6	12,414 (c)
Feb. 8	6/6	*UTAH	W	85-53	W4	24-1	9-1	Gay, White - 15	Leonard - 14	Gay - 6	12,414 (c)
Feb. 12	6/6	*at UNLV	W	63-57	W5	25-1	10-1	Gay - 20	Leonard - 10	Gay - 3	18,557 (c)
Feb. 16	6/6	*NEW MEXICO	W	68-62	W6	26-1	11-1	Leonard, Thomas - 22	Leonard - 9	Gay, Leonard - 3	12,414 (c)
Feb. 19	6/6	*at Air Force	W	70-58	W7	27-1	12-1	Thomas - 20	Leonard - 15	Gay - 5	3,463
Feb. 26	6/4	*(7/7) BRIGHAM YOUNG	L	67-80	L1	27-2	12-2	Leonard - 17	Leonard - 13	Leonard - 4	12,414 (c)
Mar. 1	9/9	*at Wyoming	W	85-58	W1	28-2	13-2	Carlwell, Thomas - 15	Thomas - 11	Gay - 3	4,518
Mar. 5	9/9	*COLORADO STATE	W	66-48	W2	29-2	14-2	Leonard - 17	Leonard - 12	four with - 2	12,414 (c)
Mar. 10	7/6	`vs. [7] Utah (QF)	W	64-50	W3	30-2		Leonard, Thomas - 13	Leonard - 12	Thomas - 8	12,325
Mar. 11	7/6	`at [3] UNLV (SF) (:04.9)	W	74-72	W4	31-2		Leonard - 18	Leonard, Thomas - 8	Thomas - 5	18,500 (c)
Mar. 12	7/6	`vs. (8/8) [1] Brigham Young (CH)	W	72-54	W5	32-2		White - 21	White - 12	Thomas - 3	18,500 (c)
Mar. 17	6/5	^vs. [15] No. Colorado (2R)	W	68-50	W6	33-2		Leonard - 21	White - 13	Gay, Tapley - 3	10,101
Mar. 19	6/5	^vs. (rv/rv) [7] Temple (3R)	W-2ot	71-64	W7	34-2		Leonard, White - 16	White - 13	Gay - 5	11,127
Mar. 24	6/5	+vs. (9/8) [3] Connecticut (S16)	L	67-74	L1	34-3		Gay - 16	Leonard - 9	Leonard - 4	17,980 (c)

Caps denotes home game. # - O'Reilly Auto Parts CBE Classic. ~ - O'Reilly Auto Parts CBE Classic (Oxford, Ohio). \$ - Las Vegas Holiday Hoops Classic (Las Vegas, Nev.). * - Mountain West Conference Game. ` - Conoco Mountain West Conference Championships (Thomas & Mack Center; Las Vegas, Nev.). ^ - NCAA Tournament (Tucson, Ariz.). c - Indicates capacity crowd. SDSU NR - San Diego State national ranking (*Associated Press* and *ESPN/USA Today* coaches polls at gametime). Time to the right of opponent name indicates time remaining on a game-winning shot.

2010-11 Attendance

	G	W-L	Total	Average	High
Home	15	14-1	175,027	11,668	12,414 - 13 times
Mountain West	8	7-1	99,312	12,414	12,414 - eight times
Away	13	12-1	125,787	9,676	22,700 at Brigham Young (Jan. 26)
Mountain West	8	7-1	84,860	10,608	22,700 at Brigham Young (Jan. 26)
Neutral	9	8-1	76,310	8,479	17,980 vs. Connecticut (Mar. 24)
Total	37	34-3	377,124	10,193	22,700 at Brigham Young (Jan. 26)
Mountain West	16	14-2	184,172	11,511	22,700 at Brigham Young (Jan. 26)

2010-11 Statistics



2011 NCAA SWEET 16 ► BACK-TO-BACK MOUNTAIN WEST CONFERENCE CHAMPIONS

2010-11 Individual Statistics - All Games (34-3)

No.	Player	GPGS	Min	TOTAL			3-PTS			REBOUNDS														
				Avg	FG-FGA	Pct	3FG-FGA	Pct	FT-FTA	Pct	Off	Def	Tot	Avg	PF	FO	A	TO	Blk	Stl	Pts	Avg		
15	LEONARD, Kawhi	36	36	1172	32.6	211-475	.444	25-86	.291	110-145	.759	111	269	380	10.6	89	2	91	76	21	51	557	15.5	
04	THOMAS, Malcolm	37	37	1126	30.4	158-295	.536	2-12	.167	104-162	.642	108	193	301	8.1	84	1	84	77	75	18	422	11.4	
23	GAY, D.J.	37	37	1302	35.2	137-367	.373	73-204	.358	65-95	.684	10	71	81	2.2	30	0	116	47	2	39	412	11.1	
32	WHITE, Billy	36	36	957	26.6	150-267	.562	9-26	.346	60-82	.732	69	88	157	4.4	103	3	57	59	27	38	369	10.3	
22	TAPLEY, Chase	34	31	867	25.5	113-233	.485	41-108	.380	24-29	.828	21	61	82	2.4	45	0	64	45	8	44	291	8.6	
11	RAHON, James	37	6	800	21.6	90-211	.427	53-122	.434	27-39	.692	15	43	58	1.6	54	1	30	18	1	15	260	7.0	
05	CARLWELL, Brian	37	1	422	11.4	54-105	.514	3-9	.333	28-45	.622	45	54	99	2.7	44	1	8	24	25	6	139	3.8	
21	FRANKLIN, Jamaal	22	0	178	8.1	24-48	.500	7-21	.333	9-17	.529	15	26	41	1.9	18	0	10	14	5	4	64	2.9	
10	SHELTON, Tim	31	0	292	9.4	21-56	.375	4-17	.235	5-11	.455	13	34	47	1.5	34	0	12	9	1	6	51	1.6	
42	CHERIET, Mehdi	21	0	150	7.1	14-36	.389	3-19	.158	7-8	.875	10	10	20	1.0	24	0	4	8	4	3	38	1.8	
03	FRANKLIN, LaBradford	17	1	135	7.9	11-27	.407	2-10	.200	12-15	.800	1	14	15	0.9	12	0	23	17	0	3	36	2.1	
00	WILLIAMS, Alec	10	0	49	4.9	8-21	.381	1-5	.200	4-5	.800	6	8	14	1.4	5	0	0	1	1	0	21	2.1	
TEAM												48	53	101	2.9	0			7					
SDSU TOTALS		37			991-2141	.463	223-639	.349	455-653	.697	472	924	1396	37.7	542	8	499	402	170	227	2660	71.9		
OPPONENTS		37			802-2027	.396	194-608	.319	394-547	.720	381	765	1146	31.0	619	-	402	461	100	186	2192	59.2		

SCORE BY PERIODS:	1st	2nd	OT	2OT	Total
SAN DIEGO STATE	1,286	1,357	7	10	- 2,660
OPPONENTS	1,060	1,122	7	3	- 2,192

2010-11 Individual Statistics - Mountain West Conference Games (14-2)

No.	Player	GPGS	Min	TOTAL			3-PTS			REBOUNDS														
				Avg	FG-FGA	Pct	3FG-FGA	Pct	FT-FTA	Pct	Off	Def	Tot	Avg	PF	FO	A	TO	Blk	Stl	Pts	Avg		
15	LEONARD, Kawhi	16	16	526	32.9	83-210	.395	5-27	.185	66-86	.767	59	131	190	11.9	39	2	42	39	10	24	237	14.8	
23	GAY, D.J.	16	16	582	36.4	61-175	.349	32-96	.333	31-50	.620	3	32	35	2.2	13	0	58	15	0	24	185	11.6	
04	THOMAS, Malcolm	16	16	502	31.4	67-134	.500	2-10	.200	47-70	.671	51	98	149	9.3	34	0	30	35	37	6	183	11.4	
32	WHITE, Billy	16	16	410	25.6	52-95	.547	5-13	.385	27-37	.730	18	33	51	3.2	50	2	23	28	14	8	136	8.5	
22	TAPLEY, Chase	14	12	343	24.5	44-98	.449	19-52	.365	16-17	.941	5	23	28	2.0	18	0	23	15	3	13	123	8.8	
11	RAHON, James	16	4	366	22.9	35-93	.376	24-59	.407	13-20	.650	6	19	25	1.6	25	0	12	11	1	4	107	6.7	
05	CARLWELL, Brian	16	0	191	11.9	28-51	.549	1-4	.250	12-19	.632	29	30	59	3.7	28	1	3	10	14	3	69	4.3	
21	FRANKLIN, Jamaal	9	0	81	9.0	10-22	.455	3-10	.300	7-10	.700	6	18	24	2.7	6	0	6	6	1	1	30	3.3	
10	SHELTON, Tim	13	0	118	9.1	8-18	.444	2-5	.400	1-4	.250	5	11	16	1.2	15	0	6	1	0	3	19	1.5	
42	CHERIET, Mehdi	9	0	49	5.4	6-16	.375	2-8	.250	3-4	.750	4	5	9	1.0	11	0	1	2	1	1	17	1.9	
03	FRANKLIN, LaBradford	3	0	18	6.0	3-5	.600	1-2	.500	1-2	.500	0	4	4	1.3	2	0	3	2	0	0	8	2.7	
00	WILLIAMS, Alec	3	0	14	4.7	3-8	.375	0-0	.000	1-2	.500	3	2	5	1.7	2	0	0	1	0	0	7	2.3	
TEAM												24	18	42	2.6	0			4					
SDSU TOTALS		16			400-925	.432	96-286	.336	225-321	.701	213	424	637	39.8	243	5	207	169	81	87	1121	70.1		
OPPONENTS		16			346-886	.391	70-246	.285	185-267	.693	160	358	518	32.4	289	-	176	181	60	81	947	59.2		

SCORE BY PERIODS:	1st	2nd	OT	2OT	Total
SAN DIEGO STATE	547	574			- 1,121
OPPONENTS	439	508			- 947

2010-11 Statistics



2011 NCAA SWEET 16 ► BACK-TO-BACK MOUNTAIN WEST CONFERENCE CHAMPIONS

2010-11 Individual Statistics - Home Games (14-1)

No.	Player	GPGS	Min	Avg	TOTAL			3-PTS			REBOUNDS										Pts	Avg		
					FG-FGA	Pct	3FG-FGA	Pct	FT-FTA	Pct	Off	Def	Tot	Avg	PF	FO	A	TO	Blk	Stl				
04	THOMAS, Malcolm	15	15	437	29.1	65-109	.596	1-5	.200	54-80	.675	49	85	134	8.9	24	0	33	29	40	8	185	12.3	
15	LEONARD, Kawhi	14	14	439	31.4	68-175	.389	5-28	.179	41-53	.774	36	111	147	10.5	29	1	39	17	9	23	182	13.0	
23	GAY, D.J.	15	15	497	33.1	51-139	.367	30-81	.370	25-33	.758	1	22	23	1.5	10	0	50	15	0	19	157	10.5	
32	WHITE, Billy	14	14	350	25.0	60-89	.674	5-8	.625	29-39	.744	19	32	51	3.6	38	2	18	16	12	10	154	11.0	
22	TAPLEY, Chase	13	11	304	23.4	49-93	.527	19-41	.463	6-6	1.000	8	16	24	1.8	13	0	23	16	3	18	123	9.5	
11	RAHON, James	15	4	337	22.5	37-94	.394	22-52	.423	16-23	.696	7	14	21	1.4	19	0	15	9	0	5	112	7.5	
05	CARLWELL, Brian	15	1	197	13.1	30-55	.545	3-5	.600	15-26	.577	26	25	51	3.4	19	1	3	11	16	3	78	5.2	
21	FRANKLIN, Jamaal	9	0	96	10.7	14-25	.560	3-9	.333	6-13	.462	11	17	28	3.1	7	0	6	6	4	1	37	4.1	
03	FRANKLIN, LaBradford	9	1	109	12.1	9-23	.391	2-9	.222	9-12	.750	1	13	14	1.6	10	0	20	13	0	3	29	3.2	
42	CHERIET, Mehdi	10	0	93	9.3	13-24	.542	3-12	.250	0-1	.000	6	7	13	1.3	11	0	3	4	2	2	29	2.9	
00	WILLIAMS, Alec	6	0	39	6.5	6-17	.353	0-2	.000	4-5	.800	6	7	13	2.2	3	0	0	1	1	0	16	2.7	
10	SHELTON, Tim	12	0	102	8.5	5-20	.250	1-5	.200	3-5	.600	6	11	17	1.4	11	0	4	2	0	1	14	1.2	
TEAM												15	17	32	2.3	0						2		
SDSU TOTALS		15			407-863	.472	94-257	.366	208-296	.703	191	377	568	37.9	194	4	214	141	87	93	1116	74.4		
OPPONENTS		15			327-831	.394	89-252	.353	115-161	.714	146	292	438	29.2	270	-	173	191	42	74	858	57.2		

SCORE BY PERIODS:	1st	2nd	OT	2OT	Total
SAN DIEGO STATE	551	565			- 1,116
OPPONENTS	402	456			- 858

2010-11 Individual Statistics - Away Games (12-1)

No.	Player	GPGS	Min	Avg	TOTAL			3-PTS			REBOUNDS										Pts	Avg		
					FG-FGA	Pct	3FG-FGA	Pct	FT-FTA	Pct	Off	Def	Tot	Avg	PF	FO	A	TO	Blk	Stl				
15	LEONARD, Kawhi	13	13	421	32.4	82-183	.448	7-30	.233	49-65	.754	55	92	147	11.3	39	1	30	33	10	17	220	16.9	
23	GAY, D.J.	13	13	479	36.8	59-138	.428	30-74	.405	29-47	.617	3	30	33	2.5	15	0	46	23	1	15	177	13.6	
04	THOMAS, Malcolm	13	13	399	30.7	55-112	.491	1-6	.167	36-50	.720	33	72	105	8.1	39	1	28	33	20	8	147	11.3	
11	RAHON, James	13	2	296	22.8	42-80	.525	25-49	.510	9-14	.643	6	21	27	2.1	22	0	9	8	1	7	118	9.1	
32	WHITE, Billy	13	13	329	25.3	45-94	.479	3-12	.250	14-21	.667	21	20	41	3.2	41	1	25	25	9	11	107	8.2	
22	TAPLEY, Chase	12	11	302	25.2	31-72	.431	11-35	.314	11-14	.786	9	31	40	3.3	17	0	19	15	3	10	84	7.0	
05	CARLWELL, Brian	13	0	134	10.3	18-34	.529	0-4	.000	8-11	.727	12	22	34	2.6	20	0	4	8	6	2	44	3.4	
10	SHELTON, Tim	11	0	126	11.5	8-25	.320	2-10	.200	0-2	.000	3	16	19	1.7	18	0	7	3	0	5	18	1.6	
21	FRANKLIN, Jamaal	8	0	51	6.4	6-15	.400	1-6	.167	3-4	.750	2	7	9	1.1	5	0	2	3	0	0	16	2.0	
42	CHERIET, Mehdi	9	0	44	4.9	1-10	.100	0-6	.000	5-5	1.000	4	2	6	0.7	11	0	1	2	2	1	7	0.8	
03	FRANKLIN, LaBradford	5	0	15	3.0	1-3	.333	0-1	.000	2-2	1.000	0	0	0	0.0	2	0	2	1	0	0	4	0.8	
00	WILLIAMS, Alec	2	0	4	2.0	1-1	1.000	0-0	.000	0-0	.000	0	0	0	0.0	1	0	0	0	0	0	2	1.0	
TEAM												18	22	40	3.3	0						3	0	
SDSU TOTALS		13			349-767	.455	80-233	.343	166-235	.706	166	335	501	38.5	230	3	173	157	52	76	944	72.6		
OPPONENTS		13			283-711	.398	53-211	.251	197-272	.724	137	294	431	33.2	223	-	142	154	36	71	816	62.8		

SCORE BY PERIODS:	1st	2nd	OT	2OT	Total
SAN DIEGO STATE	458	486			- 944
OPPONENTS	400	416			- 816

2010-11 Statistics



2011 NCAA SWEET 16 ► BACK-TO-BACK MOUNTAIN WEST CONFERENCE CHAMPIONS

2010-11 Individual Statistics - Neutral Games (8-1)

No.	Player	GPGS	Min	TOTAL			3-PTS			REBOUNDS													
				Avg	FG-FGA	Pct	3FG-FGA	Pct	FT-FTA	Pct	Off	Def	Tot	Avg	PF	FO	A	TO	Blk	Stl	Pts	Avg	
15	LEONARD, Kawhi	9	9	312	34.7	61-117	.521	13-28	.464	20-27	.741	20	66	86	9.6	21	0	22	26	2	11	155	17.2
32	WHITE, Billy	9	9	278	30.9	45-84	.536	1-6	.167	17-22	.773	29	36	65	7.2	24	0	14	18	6	17	108	12.0
04	THOMAS, Malcolm	9	9	290	32.2	38-74	.514	0-1	.000	14-32	.438	26	36	62	6.9	21	0	23	15	15	2	90	10.0
22	TAPLEY, Chase	9	9	261	29.0	33-68	.485	11-32	.344	7-9	.778	4	14	18	2.0	15	0	22	14	2	16	84	9.3
23	GAY, D.J.	9	9	326	36.2	27-90	.300	13-49	.265	11-15	.733	6	19	25	2.8	5	0	20	9	1	5	78	8.7
11	RAHON, James	9	0	167	18.6	11-37	.297	6-21	.286	2-2	1.000	2	8	10	1.1	13	1	6	1	0	3	30	3.3
10	SHELTON, Tim	8	0	64	8.0	8-11	.727	1-2	.500	2-4	.500	4	7	11	1.4	5	0	1	4	1	0	19	2.4
05	CARLWELL, Brian	9	0	91	10.1	6-16	.375	0-0	.000	5-8	.625	7	7	14	1.6	5	0	1	5	3	1	17	1.9
21	FRANKLIN, Jamaal	5	0	31	6.2	4-8	.500	3-6	.500	0-0	.000	2	2	4	0.8	6	0	2	5	1	3	11	2.2
03	FRANKLIN, LaBradford	3	0	11	3.7	1-1	1.000	0-0	.000	1-1	1.000	0	1	1	0.3	0	0	1	3	0	0	3	1.0
00	WILLIAMS, Alec	2	0	6	3.0	1-3	.333	1-3	.333	0-0	.000	0	1	1	0.5	1	0	0	0	0	0	3	1.5
42	CHERIET, Mehdi	2	0	13	6.5	0-2	.000	0-1	.000	2-2	1.000	0	1	1	0.5	2	0	0	2	0	0	2	1.0
TEAM												15	14	29	3.2	0			2			0	
SDSU TOTALS		9		235-511		.460	49-149	.329	81-122	.664	115	212	327	36.3	118	1	112	104	31	58	600	66.7	
OPPONENTS		9		192-485		.396	52-145	.359	82-114	.719	98	179	277	30.8	126	-	87	116	22	41	518	57.6	

SCORE BY PERIODS:	1st	2nd	OT	2OT	Total
SAN DIEGO STATE	277	306	7	10	- 600
OPPONENTS	258	250	7	3	- 518

2010-11 Individual Statistics - MWC Tournament Games (3-0)

No.	Player	GPGS	Min	TOTAL			3-PTS			REBOUNDS													
				Avg	FG-FGA	Pct	3FG-FGA	Pct	FT-FTA	Pct	Off	Def	Tot	Avg	PF	FO	A	TO	Blk	Stl	Pts	Avg	
15	LEONARD, Kawhi	3	3	93	31.0	22-42	.524	3-6	.500	4-4	1.000	11	17	28	9.3	7	0	4	6	2	4	51	17.0
32	WHITE, Billy	3	3	91	30.3	15-33	.455	0-3	.000	14-15	.933	13	11	24	8.0	6	0	5	6	2	6	44	14.7
04	THOMAS, Malcolm	3	3	101	33.7	13-25	.520	0-0	.000	9-17	.529	8	17	25	8.3	7	0	16	5	3	3	35	11.7
22	TAPLEY, Chase	3	3	81	27.0	9-23	.391	3-7	.429	2-2	1.000	2	7	9	3.0	4	0	7	6	0	6	23	7.7
23	GAY, D.J.	3	3	109	36.3	7-23	.304	4-12	.333	0-0	.000	0	5	5	1.7	3	0	4	6	0	3	18	6.0
21	FRANKLIN, Jamaal	3	0	27	9.0	5-10	.500	4-8	.500	2-3	.667	0	2	2	0.7	4	0	1	3	1	2	16	5.3
11	RAHON, James	3	0	51	17.0	4-12	.333	2-6	.333	0-0	.000	1	3	4	1.3	3	0	4	1	0	2	10	3.3
10	SHELTON, Tim	3	0	15	5.0	3-4	.750	1-1	1.000	0-2	.000	0	3	3	1.0	1	0	0	0	0	0	7	2.3
05	CARLWELL, Brian	3	0	32	10.7	1-6	.167	0-0	.000	4-6	.667	2	3	5	1.7	2	0	1	3	0	0	6	2.0
TEAM												5	4	9	4.5	0			0				
SDSU TOTALS		3		79-178		.444	17-43	.395	35-49	.714	42	72	114	38.0	37	0	42	36	8	26	210	70.0	
OPPONENTS		3		65-167		.389	14-52	.269	32-37	.865	33	65	98	32.7	39	-	29	41	13	14	176	58.7	

SCORE BY PERIODS:	1st	2nd	OT	2OT	Total
SAN DIEGO STATE	117	93			- 210
OPPONENTS	80	96			- 176

2010-11 Statistics



2011 NCAA SWEET 16 ► BACK-TO-BACK MOUNTAIN WEST CONFERENCE CHAMPIONS

2010-11 Individual Statistics - NCAA Tournament Games (2-1)

No.	Player	GPGS	Min	Avg	TOTAL		3-PTS			REBOUNDS													
					FG-FGA	Pct	3FG-FGA	Pct	FT-FTA	Pct	Off	Def	Tot	Avg	PF	FO	A	TO	Blk	Stl	Pts	Avg	
15	LEONARD, Kawhi	3	3	111	37.0	19-40	.475	4-10	.400	7-8	.875	3	25	28	9.3	9	0	9	7	1	2	49	16.3
32	WHITE, Billy	3	3	116	38.7	19-36	.528	1-2	.500	3-6	.500	15	15	30	10.0	7	0	5	4	1	5	42	14.0
22	TAPLEY, Chase	3	3	98	32.7	11-27	.407	7-18	.389	2-3	.667	2	6	8	2.7	7	0	5	4	2	3	31	10.3
23	GAY, D.J.	3	3	119	39.7	10-39	.256	6-18	.333	4-5	.800	2	12	14	4.7	1	0	8	4	1	2	30	10.0
04	THOMAS, Malcolm	3	3	104	34.7	14-29	.483	0-0	.000	2-6	.333	8	13	21	7.0	6	0	7	3	5	1	30	10.0
11	RAHON, James	3	0	54	18.0	6-14	.429	4-6	.667	2-2	1.000	1	2	3	1.0	1	0	2	0	0	1	18	6.0
05	CARLWELL, Brian	3	0	25	8.3	2-7	.286	0-0	.000	0-0	.000	3	3	6	2.0	2	0	1	1	2	0	4	1.3
21	FRANKLIN, Jamaal	2	0	8	4.0	1-1	1.000	0-0	.000	0-0	.000	2	0	2	1.0	2	0	1	1	0	1	2	1.0
10	SHELTON, Tim	3	0	15	5.0	0-2	.000	0-1	.000	0-0	.000	1	1	2	0.7	1	0	0	1	0	0	0	0.0
TEAM												6	4	10	3.3	0		1					
SDSU TOTALS		3			82-195	.421	22-55	.400	20-30	.667	43	81	124	41.3	36	0	38	26	12	15	206	68.7	
OPPONENTS		3			71-179	.397	22-52	.423	24-35	.686	31	72	103	34.3	38	-	34	29	4	10	188	62.7	

SCORE BY PERIODS:	1st	2nd	OT	2OT	Total
SAN DIEGO STATE	93	96	7	10	- 206
OPPONENTS	91	87	7	3	- 188

2010-11 Individual Statistics - vs. Nationally Ranked Opponents (2-3)

No.	Player	GPGS	Min	Avg	TOTAL		3-PTS			REBOUNDS													
					FG-FGA	Pct	3FG-FGA	Pct	FT-FTA	Pct	Off	Def	Tot	Avg	PF	FO	A	TO	Blk	Stl	Pts	Avg	
15	LEONARD, Kawhi	5	5	167	33.4	35-82	.427	5-18	.278	14-20	.700	23	34	57	11.4	14	0	14	14	2	6	89	17.8
32	WHITE, Billy	5	5	162	32.4	35-56	.625	2-4	.500	9-17	.529	20	13	33	6.6	16	1	9	10	2	10	81	16.2
04	THOMAS, Malcolm	5	5	152	30.4	17-45	.378	0-1	.000	7-14	.500	13	20	33	6.6	14	1	9	7	5	2	41	8.2
22	TAPLEY, Chase	5	5	136	27.2	14-40	.350	6-22	.273	4-5	.800	3	10	13	2.6	10	0	5	9	1	7	38	7.6
11	RAHON, James	5	0	109	21.8	13-28	.464	6-12	.500	2-2	1.000	5	5	10	2.0	6	0	9	3	0	2	34	6.8
23	GAY, D.J.	5	5	179	35.8	10-39	.256	7-24	.292	6-10	.600	2	8	10	2.0	7	0	12	7	0	5	33	6.6
05	CARLWELL, Brian	5	0	46	9.2	7-15	.467	0-2	.000	3-5	.600	3	4	7	1.4	2	0	2	0	1	1	17	3.4
10	SHELTON, Tim	5	0	33	6.6	3-8	.375	2-2	1.000	0-0	.000	1	6	7	1.4	4	0	0	1	0	0	8	1.6
21	FRANKLIN, Jamaal	2	0	14	7.0	1-3	.333	0-2	.000	0-0	.000	2	1	3	1.5	3	0	2	1	0	1	2	1.0
42	CHERIET, Mehdi	1	0	2	2.0	0-0	.000	0-0	.000	0-0	.000	1	0	1	1.0	0	0	0	1	0	0	0	0.0
03	FRANKLIN, LaBradford	1	0	0	0.0	0-0	.000	0-0	.000	0-0	.000	0	0	0	0.0	1	0	0	0	0	0	0	0.0
TEAM												9	15	24	4.8	0		1				0	
SDSU TOTALS		5			135-316	.427	28-87	.322	45-73	.616	82	116	198	39.6	77	2	62	54	11	34	343	68.6	
OPPONENTS		5			123-282	.436	38-97	.392	71-89	.798	51	117	168	33.6	72	-	58	51	25	30	355	71.0	

SCORE BY PERIODS:	1st	2nd	OT	2OT	Total
SAN DIEGO STATE	178	165			- 343
OPPONENTS	172	183			- 355

2010-11 Statistics



2011 NCAA SWEET 16 ► BACK-TO-BACK MOUNTAIN WEST CONFERENCE CHAMPIONS

2010-11 Team Statistics - Game-By-Game

Opponent	Site/Date	FG-FGA	Pct	3P-3PA	Pct	FT-FTA	Pct	Off-Def	Tot	PF	AT	TO	BS	ST	1st-2nd	Pts
(25/rv) SDSU	A	33-65	.508	9-25	.360	6-7	.857	12-32	44	16	18	12	3	6	42-39	81
at Long Beach State	11/13	24-64	.375	5-23	.217	12-19	.632	13-21	34	11	11	9	0	6	42-23	65
(25/rv) SDSU	A	33-65	.508	5-13	.385	8-15	.533	18-21	39	24	12	16	1	9	42-37	79
at (11/12) Gonzaga	11/16	25-52	.481	5-18	.278	21-27	.778	9-20	29	17	10	4	2	7	37-39	76
(25/rv) SDSU	N	29-48	.604	0-7	.000	21-36	.583	14-26	40	18	12	15	4	4	33-46	79
vs. Green Bay	11/20	24-64	.375	6-15	.400	16-20	.800	17-13	30	28	12	11	4	6	38-32	70
(25/rv) SDSU	N	25-50	.500	7-17	.412	4-4	1.000	12-15	27	18	11	14	2	8	20-41	61
vs. IUPUI	11/21	15-36	.417	5-13	.385	11-15	.733	7-11	18	8	7	17	2	7	23-23	46
(18/22) SDSU	A	28-56	.500	7-16	.438	14-18	.778	12-21	33	16	13	12	4	7	39-38	77
at Miami (Ohio)	11/22	18-49	.367	8-21	.381	12-15	.800	12-19	31	17	8	19	2	3	34-22	56
at (18/22) SDSU	H	38-63	.603	8-15	.533	4-9	.444	12-25	37	10	19	12	4	6	44-44	88
San Diego Christian	11/26	25-59	.424	10-28	.357	9-9	1.000	8-14	22	8	17	12	1	5	34-35	69
at (17/19) SDSU	H	27-60	.450	5-13	.385	10-15	.667	10-25	35	9	10	9	10	9	37-32	69
(rv/rv) Saint Mary's	12/1	22-56	.393	9-18	.500	2-4	.500	9-26	35	19	9	16	1	5	24-31	55
at (17/19) SDSU	H	30-59	.508	4-14	.286	19-30	.633	10-26	36	17	15	8	5	10	37-46	83
(-rv) Wichita State	12/4	26-56	.464	9-18	.500	8-12	.667	6-21	27	25	13	13	6	6	36-33	69
(14/15) SDSU	A	28-59	.475	10-22	.455	11-19	.579	8-20	28	21	16	8	7	6	28-49	77
at California	12/8	18-48	.375	0-9	.000	21-28	.750	14-24	38	18	13	18	0	4	26-31	57
at (14/15) SDSU	H	28-60	.467	5-16	.313	16-20	.800	12-24	36	10	15	4	4	6	34-43	77
San Diego	12/11	20-52	.385	3-15	.200	6-9	.667	9-21	30	17	6	11	1	1	28-21	49
at (11/10) SDSU	H	16-46	.348	0-18	.000	19-24	.792	14-25	39	17	12	14	10	6	16-35	51
Cal Poly	12/13	14-48	.292	8-22	.364	9-13	.692	10-16	26	24	7	14	1	10	15-30	45
at (11/10) SDSU	H	32-57	.561	12-24	.500	14-17	.824	11-21	32	15	19	9	4	1	57-33	90
UC Santa Barbara	12/18	25-64	.391	5-17	.294	9-10	.900	18-16	34	17	16	13	0	2	29-35	64
(7/7) SDSU	N	24-47	.511	5-17	.294	9-13	.692	8-22	30	13	10	15	6	6	31-31	62
vs. San Francisco	12/21	21-50	.420	6-16	.375	8-14	.571	13-19	32	19	11	14	0	10	31-25	56
(7/7) SDSU	N	23-49	.469	3-20	.150	7-9	.778	7-16	23	12	11	12	2	7	27-29	56
vs. IUPUI	12/22	21-44	.477	4-12	.333	8-11	.727	8-20	28	10	8	16	1	2	29-25	54
at (7/7) SDSU	H	36-59	.610	8-18	.444	13-17	.765	14-28	42	10	19	11	3	8	42-51	93
Occidental	12/31	22-53	.415	5-13	.385	1-2	.500	4-9	13	15	15	13	2	7	24-26	50
(6/6) SDSU	A	29-65	.446	4-22	.182	4-6	.667	13-25	38	12	17	9	5	8	29-37	66
at TCU	1/5	20-55	.364	5-21	.238	8-12	.667	11-24	35	13	11	12	1	3	26-27	53
(6/6) SDSU	A	28-64	.438	7-20	.350	8-18	.444	15-28	43	15	15	11	4	3	33-38	71
at Utah	1/8	23-60	.383	4-15	.267	12-18	.667	12-28	40	19	9	13	2	4	34-28	62
at (6/6) SDSU	H	19-53	.358	4-17	.235	13-17	.765	10-32	42	12	10	12	4	2	28-27	55
(rv/rv) UNLV	1/12	22-61	.361	1-18	.056	4-7	.571	9-22	31	19	9	9	3	5	26-23	49
(6/6) SDSU	A	27-55	.491	13-25	.520	20-29	.690	10-30	40	23	19	8	7	3	37-50	87
at New Mexico	1/15	22-58	.379	7-16	.438	26-35	.743	12-23	35	23	15	5	5	5	29-48	77
at (6/6) SDSU	H	25-54	.463	11-26	.423	7-16	.438	16-18	34	10	14	10	4	8	34-34	68
Air Force	1/19	22-43	.512	6-11	.545	5-6	.833	4-16	20	17	16	13	0	3	30-25	55
(4/4) SDSU	A	22-62	.355	5-20	.250	9-15	.600	18-24	42	14	10	12	4	5	31-27	58
at (9/9) BYU	1/26	25-56	.446	5-15	.333	16-19	.842	9-26	35	14	10	7	9	8	30-41	71
at (4/4) SDSU	H	35-65	.538	17-33	.515	9-15	.600	13-32	45	19	20	11	11	6	53-43	96
Wyoming	1/29	19-64	.297	4-16	.250	15-22	.682	16-21	37	16	6	11	2	6	22-35	57
(7/6) SDSU	A	22-55	.400	4-16	.250	8-10	.800	5-29	34	18	11	13	3	7	31-25	56
at (rv/-) Colorado St.	2/2	19-52	.365	2-8	.250	14-22	.636	7-30	37	16	14	12	2	6	29-25	54
at (6/6) SDSU	H	20-51	.392	2-9	.222	18-24	.750	14-25	39	9	11	7	2	3	28-32	60
TCU	2/5	21-53	.396	5-16	.313	6-9	.667	8-19	27	20	11	7	4	1	24-29	53
at (6/6) SDSU	H	32-71	.451	5-11	.455	16-26	.615	17-33	50	15	17	4	6	9	48-37	85
Utah	2/8	22-62	.355	3-12	.250	6-12	.500	11-25	36	21	9	15	5	2	21-32	53
(6/6) SDSU	A	20-47	.426	3-7	.429	20-22	.909	10-26	36	19	7	14	2	4	34-29	63
at UNLV	2/12	22-58	.379	1-15	.067	12-19	.632	14-18	32	17	8	9	2	4	27-30	57

2010-11 Statistics



2011 NCAA SWEET 16 ► BACK-TO-BACK MOUNTAIN WEST CONFERENCE CHAMPIONS

REVIEW ► 2010-11 STATISTICS

2010-11 Team Statistics - Game-By-Game

Opponent	Site/Date	FG-FGA	Pct	3P-3PA	Pct	FT-FTA	Pct	Off-Def	Tot	PF	AT	TO	BS	ST	1st-2nd	Pts
at (6/6) SDSU	H	21-52	.404	5-8	.625	21-31	.677	14-19	33	16	10	9	9	5	31-37	68
New Mexico	2/16	22-53	.415	5-12	.417	13-17	.765	14-23	37	22	13	17	8	5	24-38	62
(6/6) SDSU	A	20-57	.351	6-24	.250	24-33	.727	21-29	50	18	11	13	5	3	31-39	70
at Air Force	2/19	19-50	.380	4-19	.211	16-22	.727	6-21	27	23	12	7	5	6	32-26	58
at (6/4) SDSU	H	25-63	.397	6-17	.353	11-16	.688	15-24	39	13	14	11	3	8	35-32	67
(7/7) BYU	2/26	27-58	.466	14-24	.583	12-14	.857	8-25	33	15	18	12	7	8	38-42	80
(9/9) SDSU	A	32-61	.525	2-13	.154	19-24	.792	13-30	43	18	12	15	4	7	37-48	85
at Wyoming	3/1	23-54	.426	2-16	.125	10-18	.556	7-19	26	19	7	17	4	7	20-38	58
at (9/9) SDSU	H	23-50	.460	2-18	.111	18-19	.947	8-20	29	12	9	10	8	5	27-39	66
Colorado State	3/5	18-49	.367	2-12	.167	10-15	.667	12-18	30	15	8	18	1	8	27-21	48
(7/6) SDSU	N, MWC-QF	24-60	.400	7-18	.389	9-16	.563	15-27	42	9	18	16	3	10	30-34	64
vs. Utah	3/10	21-53	.396	3-13	.231	5-6	.833	6-24	30	13	8	20	7	4	15-35	50
(7/6) SDSU	A, MWC-SF	27-56	.482	5-10	.500	15-19	.789	11-20	31	16	12	14	3	8	44-30	74
at UNLV	3/11	25-55	.455	5-15	.333	17-18	.944	11-21	32	16	14	12	2	8	34-38	72
(7/6) SDSU	N, MWC-CH	28-62	.452	5-15	.333	11-14	.786	16-25	41	12	12	6	2	8	43-29	72
vs. (8/8) BYU	3/12	19-59	.322	6-24	.250	10-13	.769	16-20	36	10	7	9	4	2	31-23	54
(6/5) SDSU	N, NCAA-2R	27-66	.409	9-22	.409	5-8	.625	15-30	45	8	11	4	5	5	30-38	68
vs. No. Colorado	3/17	19-56	.339	8-22	.364	4-8	.500	9-24	33	7	8	9	0	2	24-26	50
(6/5) SDSU	N, NCAA-3R	28-65	.431	6-11	.545	9-9	1.000	13-29	42	14	13	13	6	6	36-18-7-10	71
vs. (rv/rv) Temple	3/18	25-66	.379	6-14	.429	8-11	.727	13-22	35	15	13	11	1	3	31-23-7-3	64
(6/5) SDSU	N, NCAA-S16	27-64	.422	7-22	.318	6-13	.462	15-22	37	14	14	9	1	4	27-40	67
vs. (9/8) UConn	3/24	27-57	.474	8-16	.500	12-16	.750	9-26	35	16	13	9	3	5	36-38	74

2010-11 Win/Loss Margin

	1	2	3	4	5	6	7	8	9	10	12	13	14	15	16	18	19	20	21	26	27	28	32	39	43	=<3	=<5	=<10	
Win		3	1			5	2		2	1	1	2	3	1	1	3	1	1	1	1	1	1	1	1	1	1	4	4	14
Loss							1					2																	1

2010-11 Efficiency Ratings

The National Basketball Association uses a formula to rank the most efficient players in the league. The formula is efficiency = (PTS + REB + AST + STL + BLK) - ((FGA - FGM) + (FTA - FTM) + TO). Below are San Diego State's efficiency ratings for the 2010-11 season.

SEASON EFFICIENCY POINTS

Kawhi Leonard	.725
Malcolm Thomas	.628
Billy White	.450
D.J. Gay	.343
Chase Tapley	.319
James Rahon	.213
Brian Carlwell	.185
Jamaal Franklin	.78
Tim Shelton	.67
LaBradford Franklin	.41
Mehdi Cheriet	.38
Alec Williams	.21
TEAM TOTAL	3,108

SEASON EFFICIENCY POINTS PER MINUTE

Kawhi Leonard	.619
Malcolm Thomas	.558
Billy White	.470
Brian Carlwell	.438
Jamaal Franklin	.438
TEAM AVERAGE	.430
Alec Williams	.429
Chase Tapley	.368
LaBradford Franklin	.304
James Rahon	.266
D.J. Gay	.263
Mehdi Cheriet	.253
Tim Shelton	.229

MWC EFFICIENCY POINTS

Kawhi Leonard	.317
Malcolm Thomas	.280
D.J. Gay	.154
Billy White	.151
Chase Tapley	.120
Brian Carlwell	.108
James Rahon	.73
Jamaal Franklin	.41
Tim Shelton	.30
Mehdi Cheriet	.16
LaBradford Franklin	.10
Alec Williams	.5
TEAM TOTAL	1,305

AZTEC BASKETBALL MEDIA GUIDE

2010-11 Statistics



2011 NCAA SWEET 16 ► BACK-TO-BACK MOUNTAIN WEST CONFERENCE CHAMPIONS

2010-11 Individual Game-By-Game (Points/Rebounds/Assists)

Opponent	Result	0	3	4	5	10	11	15	21	22	23	32	42
		Alec Williams	LaBradford Franklin	Malcolm Thomas	Brian Carlwell	Tim Shelton	James Rahon	Kawhi Leonard	Jamaal Franklin	Chase Tapley	D.J. Gay	Billy White	Mehdi Cheriet
at Long Beach State	W, 81-65	DNT	0/0/0	10/9/6	0/1/0	0/2/1	14/4/0	21/12/3	CD	11/2/1	20/3/3	6/6/3	0/1/1
#at (11/12) Gonzaga	W, 79-76	DNT	0/0/0	0/1/1	8/2/2	2/1/0	12/4/2	18/12/3	CD	0/3/0	9/0/3	30/9/1	0/1/0
~vs. Green Bay	W, 79-70	CD	0/0/0	12/8/3	5/3/0	8/3/1	2/1/0	23/10/2	CD	14/0/3	7/6/1	6/3/2	2/1/0
~vs. IUPUI	W, 61-46	CD	3/1/1	4/3/0	0/2/0	CD	5/0/1	20/10/3	0/0/0	9/2/1	6/1/4	14/6/1	0/0/0
~at Miami (Ohio)	W, 77-56	CD	0/0/1	16/6/0	4/2/0	3/2/1	15/2/2	12/13/4	0/0/0	4/1/1	19/3/4	2/1/0	2/0/0
SAN DIEGO CHRISTIAN	W, 88-69	2/4/0	9/2/6	9/8/3	6/1/0	CD	8/3/3	14/6/0	4/1/0	14/3/1	5/1/5	10/3/1	7/3/0
(rv/rv) SAINT MARY'S	W, 69-55	CD	6/3/2	12/6/1	5/2/0	0/3/0	9/1/0	6/8/0	CD	14/5/0	8/3/3	9/2/4	CD
(-rv) WICHITA STATE	W, 83-69	CD	0/1/0	12/5/1	3/2/0	2/0/0	2/1/0	16/12/5	CD	4/3/1	14/4/6	24/4/2	6/2/0
at California	W, 77-57	0/0/0	2/0/0	8/6/4	0/2/0	2/4/1	15/0/0	20/3/1	0/0/0	6/7/3	14/3/3	10/2/4	0/0/0
SAN DIEGO	W, 77-49	0/0/0	4/1/3	20/6/0	8/3/0	0/0/0	5/2/1	13/13/4	2/3/1	2/1/2	16/0/4	5/4/0	2/0/0
CAL POLY	W, 51-45	CD	0/1/2	18/15/3	1/0/0	0/3/1	14/3/1	INJ	2/6/1	INJ	10/1/2	6/4/2	0/0/0
UC SANTA BARBARA	W, 90-64	0/0/0	0/1/2	18/10/4	11/3/0	2/5/1	9/1/1	13/7/2	2/0/0	12/1/5	12/1/3	11/3/1	0/0/0
\$vs. San Francisco	W, 62-56	3/1/0	0/0/0	10/4/1	0/0/0	0/0/0	0/3/0	23/14/2	CD	4/3/2	14/1/3	8/1/2	CD
\$vs. IUPUI	W, 56-54	0/0/0	CD	12/9/1	2/0/0	6/3/0	0/1/0	7/4/3	CD	5/2/5	18/0/1	6/4/1	CD
OCCIDENTAL	W, 93-50	9/4/0	4/1/3	14/9/3	7/6/1	CD	15/0/1	14/10/4	6/3/0	15/4/4	7/0/1	INJ	2/3/2
*at TCU	W, 66-53	CD	CD	18/10/2	8/6/0	0/0/0	6/1/0	14/11/2	0/2/1	12/1/4	4/3/6	4/2/2	0/2/0
*at Utah	W, 71-62	CD	CD	17/14/2	0/1/0	2/2/2	3/4/1	20/9/2	CD	5/2/2	18/4/3	6/0/3	CD
*(rv/rv) UNLV	W, 55-49	CD	CD	14/16/2	2/2/1	4/0/0	3/1/0	15/17/4	CD	2/0/1	5/1/2	10/3/0	CD
*at New Mexico	W, 87-77	CD	CD	6/7/3	2/1/0	4/3/2	6/0/1	19/15/4	CD	15/5/3	30/3/4	5/3/2	0/0/0
*AIR FORCE	W, 68-55	CD	CD	8/9/3	6/5/0	1/2/2	3/0/0	10/10/2	CD	8/1/3	20/2/3	12/5/1	CD
*at (9/9) Brigham Young	L, 58-71	CD	CD	10/6/1	0/0/0	3/3/0	7/2/0	22/15/2	CD	8/2/1	2/2/4	6/5/2	CD
*WYOMING	W, 96-57	3/4/0	6/2/2	2/6/3	8/10/1	3/1/0	14/2/3	2/6/4	4/2/1	24/0/2	12/2/2	10/6/1	8/3/1
*at (rv/-) Colorado State	W, 56-54	CD	CD	6/6/0	0/1/0	0/2/0	15/1/0	12/15/4	3/0/0	5/0/1	6/3/4	9/3/2	0/1/0
*TCU	W, 60-53	CD	CD	11/14/1	0/2/0	0/0/0	7/2/0	11/10/2	0/2/1	3/0/0	9/2/6	19/4/1	0/0/0
*UTAH	W, 85-53	2/1/0	0/2/0	8/10/5	10/3/0	INJ	8/2/0	12/14/3	13/10/2	INJ	15/1/6	15/3/1	2/1/0
*at UNLV	W, 63-57	CD	CD	9/7/2	4/5/0	INJ	12/3/1	14/10/0	0/1/0	INJ	20/3/3	4/3/1	0/0/0
*NEW MEXICO	W, 68-62	CD	CD	22/6/1	3/6/0	0/0/0	5/2/2	22/9/3	CD	5/2/1	11/2/3	0/2/0	CD
*at Air Force	W, 70-58	CD	CD	20/13/0	3/3/0	0/0/0	3/3/1	18/15/2	0/2/0	10/8/0	9/2/5	7/3/3	CD
*(7/7) BRIGHAM YOUNG	L, 67-80	CD	CD	9/11/1	4/2/0	0/2/0	10/1/3	17/13/4	CD	11/2/1	6/3/3	10/3/2	CD
*at Wyoming	W, 85-58	2/0/0	2/0/1	15/11/2	15/8/1	ILL	5/1/0	12/9/2	6/4/1	6/3/2	11/2/3	6/1/0	5/1/0
*COLORADO STATE	W, 66-48	CD	CD	8/3/2	4/4/0	2/1/0	0/0/0	17/12/2	4/1/0	9/2/2	7/0/1	13/5/2	2/1/0
`vs. Utah (QF)	W, 64-50	CD	CD	13/10/8	3/1/0	2/2/0	3/0/1	13/12/2	9/1/0	7/0/5	3/2/1	11/9/1	CD
`at UNLV (SF)	W, 74-72	CD	CD	13/8/5	0/2/1	2/0/0	5/2/1	18/8/1	7/0/0	2/6/1	15/2/1	12/3/2	CD
`vs. (8/8) Brigham Young (CH)	W, 72-54	CD	CD	9/7/3	3/2/0	3/1/0	2/2/2	20/8/1	0/1/1	14/3/1	0/1/2	21/12/2	CD
^vs. No. Colorado (2R)	W, 68-50	CD	CD	4/4/1	0/4/0	0/2/0	12/1/0	21/10/2	0/0/0	14/4/3	5/4/3	12/13/2	CD
^vs. (rv/rv) Temple (3R)	W, 71-64	CD	CD	13/9/3	2/1/1	0/0/0	3/1/0	16/9/3	CD	12/1/0	9/6/5	16/13/1	CD
+vs. (9/8) Connecticut (S16)	L, 67-74	CD	CD	13/8/3	2/1/0	0/0/0	3/1/2	12/9/4	2/2/1	5/3/2	16/4/0	14/4/2	CD

CD - Did Not Play-Coach's Decision. DND - Did Not Dress. DNT - Did Not Travel. INJ - Did Not Play-Injured. # - O'Reilly Auto Parts CBE Classic. ~ - O'Reilly Auto Parts CBE Classic (Oxford, Ohio). \$ - Las Vegas Holiday Hoops Classic (Las Vegas, Nev.). * Mountain West Conference game. ` - Mountain West Conference Championship (Thomas & Mack Center; Las Vegas, Nev.). ^ - NCAA Tournament (Tucson, Ariz.). + - NCAA Tournament (Anaheim, Calif.).

2010-11 Starting Lineups

F	F	C	G	G	W-L	Record As SDSU Starter	Season	Career*
Leonard	White	Thomas	Tapley	Gay	27-3	Brian Carlwell	1-0	3-1
Rahon	White	Thomas	L. Franklin	Gay	1-0	Mehdi Cheriet		2-0
Leonard	White	Thomas	Rahon	Gay	5-0	LaBradford Franklin	1-0	1-0
Leonard	Thomas	Carlwell	Tapley	Gay	1-0	D.J. Gay	34-3	93-27
						Kawhi Leonard	33-3	57-12
						James Rahon	6-0	6-0
						Tim Shelton		13-5
						Chase Tapley	28-3	40-8
						Malcolm Thomas	34-3	58-12
						Billy White	33-3	94-30

* Aztec career

2010-11 Statistics



2011 NCAA SWEET 16 ► BACK-TO-BACK MOUNTAIN WEST CONFERENCE CHAMPIONS

2010-11 Individual Superlatives

Category	San Diego State	Opponent
Points Scored	30 - D.J. Gay at New Mexico (1-15-11) 30 - Billy White at Gonzaga (11-16-10)	43 - Jimmer Fredette at Brigham Young (1-26-11)
Field Goals	14 - Billy White at Gonzaga (11-16-10)	14 - Jimmer Fredette at Brigham Young (1-26-11)
Field Goals Attempted	20 - Kawhi Leonard at Brigham Young (1-26-11) 20 - Kawhi Leonard at Gonzaga (11-16-10)	25 - Kemba Walker vs. Connecticut (3-24-11) 25 - Jimmer Fredette vs. Brigham Young (3-12-11)
Highest FG Percentage (min. 5 made)	100.0 (6-6) - Billy White vs. Colorado State (3-5-11)	81.8 (9-11) - Jeremy Lamb vs. Connecticut (3-24-11)
Highest FG Percentage (min. 10 made)	83.3 (10-12) - Billy White vs. Wichita State (12-4-10)	58.8 (10-17) - Drew Gordon at New Mexico (1-15-11)
3-Point Field Goals Made	7 - D.J. Gay at New Mexico (1-15-11)	6 - Devon Beitzel vs. Northern Colorado (3-17-11)
3-Point Field Goals Attempted	11 - D.J. Gay vs. Air Force (1-19-11) 11 - D.J. Gay at New Mexico (1-15-11)	11 - Aaron Felix vs. San Diego Christian (11-26-10) 11 - Greg Plater at Long Beach State (11-13-10)
3-Point Field Goal Percentage (min. 4 made)	80.0 (4-5) - Chase Tapley vs. Temple (3-19-11) 80.0 (4-5) - D.J. Gay vs. San Diego (12-11-10) 80.0 (4-5) - Kawhi Leonard vs. IUPUI (11-21-10) 80.0 (4-5) - D.J. Gay at Long Beach State (11-13-10)	80.0 (4-5) - David Kyles vs. Wichita State (12-4-10)
3-Point Field Goal Percentage (min. 5 made)	63.6 (7-11) - D.J. Gay at New Mexico (1-15-11)	62.5 (5-8) - Jimmer Fredette at Brigham Young (1-26-11)
Free Throws	10 - Malcolm Thomas vs. New Mexico (2-16-11)	10 - Jimmer Fredette at Brigham Young (1-26-11)
Free Throws Attempted	14 - D.J. Gay at New Mexico (1-15-11) 14 - Kawhi Leonard vs. Green Bay (11-20-10)	11 - Jimmer Fredette vs. Brigham Young (3-12-11) 11 - Jimmer Fredette at Brigham Young (1-26-11) 11 - Kendall Williams at New Mexico (1-15-11)
Free Throw Percentage (min. 7 made)	100.0 (8-8) - D.J. Gay vs. Cal Poly (12-13-10)	100.0 (9-9) - Jorge Gutierrez at California (12-8-10)
Free Throw Percentage (min. 10 made)	83.3 (10-12) - Malcolm Thomas vs. New Mexico (2-16-11)	90.9 (10-11) - Jimmer Fredette at Brigham Young (1-26-11)
Offensive Rebounds	9 - Kawhi Leonard at Brigham Young (1-26-11)	10 - J.R. Cadot at TCU (1-5-11)
Defensive Rebounds	14 - Kawhi Leonard vs. UNLV (1-12-11)	9 - Drew Gordon at New Mexico (1-15-11)
Total Rebounds	17 - Kawhi Leonard vs. UNLV (1-12-11)	14 - Drew Gordon at New Mexico (1-15-11)
Assists	8 - Malcolm Thomas vs. Utah (3-10-11)	9 - Jimmer Fredette vs. Brigham Young (2-26-11)
Blocked Shots	6 - Malcolm Thomas vs. Wyoming (1-29-11) 6 - Malcolm Thomas vs. Saint Mary's (12-1-10)	4 - David Foster vs. Utah (3-10-11) 4 - Noah Hartsock vs. Brigham Young (2-26-11) 4 - David Foster vs. Utah (2-8-11)
Steals	5 - Billy White vs. Brigham Young (3-12-11) 5 - D.J. Gay vs. Utah (2-8-11)	4 - Rahmon Fletcher vs. Green Bay (11-20-10)
Minutes Played	50 - D.J. Gay vs. Temple (3-19-11)	50 - Lavoy Allen vs. Temple (3-19-11) 50 - Rahlir Jefferson vs. Temple (3-19-11)

2010-11 Team Superlatives

SDSU High	SDSU Low	Category	Opponent High	Opponent Low
96 vs. Wyoming (1-29-11)	51 vs. Cal Poly (12-13-10)	Points Scored	80 vs. BYU (2-26-11)	45 vs. Cal Poly (12-13-10)
38 vs. SD Christian (11-26-10)	16 vs. Cal Poly (12-13-10)	Field Goals	27 vs. BYU, vs. Connecticut	14 vs. Cal Poly (12-13-10)
71 vs. Utah (2-8-11)	46 vs. Cal Poly (12-13-10)	Field Goals Attempted	66 vs. Temple (3-19-11)	36 vs. IUPUI (11-21-10)
61.0 vs. Occidental (12-31-10)	34.8 vs. Cal Poly (12-13-10)	FG Percentage	51.2 vs. Air Force (1-19-11)	29.2 vs. Cal Poly (12-13-10)
17 vs. Wyoming (1-29-11)	0 vs. Cal Poly, vs. Green Bay	3-Point Field Goals Made	14 vs. BYU (2-26-11)	0 at California (12-8-10)
33 vs. Wyoming (1-29-11)	7 vs. Green Bay, at UNLV	3-Point Field Goals Attempted	28 vs. SD Christian (11-26-10)	8 at Colorado State (2-2-11)
54.5 vs. Temple (3-19-11)	0.0 vs. Cal Poly, vs. Green Bay	3-Point Field Goal Percentage	58.3 vs. BYU (2-26-11)	0.0 at California (12-8-10)
24 at Air Force (2-19-11)	4 vs. San Diego, vs. IUPUI, at TCU	Free Throws Made	26 at New Mexico (1-15-11)	1 vs. Occidental (12-31-10)
36 vs. Green Bay (11-20-10)	4 vs. IUPUI (11-21-10)	Free Throws Attempted	35 at New Mexico (1-15-11)	2 vs. Occidental (12-31-10)
100.0 vs. IUPUI, vs. Temple	43.8 vs. Air Force (1-19-11)	Free Throw Percentage	100.0 vs. SD Christian (11-26-10)	50.0 - four times
21 at Air Force (2-19-11)	5 at Colorado State (2-2-11)	Offensive Rebounds	18 vs. UC Santa Barbara (12-18-10)	4 vs. Occidental, vs. Air Force
33 vs. Utah (2-8-11)	16 vs. IUPUI (12-22-10)	Defensive Rebounds	30 at Colorado State (2-2-11)	9 vs. Occidental (12-31-10)
50 vs. Utah, at Air Force	23 vs. IUPUI (12-22-10)	Total Rebounds	40 at Utah (1-8-11)	13 vs. Occidental (12-31-10)
24 at Gonzaga (11-16-10)	8 vs. No. Colorado (3-17-11)	Fouls	28 vs. Green Bay (11-20-10)	7 vs. No. Colorado (3-17-11)
1 - eight times	0 - many times	Fouled Out	2 vs. Cal Poly, vs. Green Bay	0 - many times
20 vs. Wyoming (1-29-11)	7 at UNLV (2-12-11)	Assists	18 vs. BYU (2-26-11)	6 vs. San Diego, vs. Wyoming
16 at Gonzaga, vs. Utah	4 vs. San Diego, vs. Utah, vs. No. Colo.	Turnovers	20 vs. Utah (3-10-11)	5 at New Mexico (1-15-11)
11 vs. Wyoming (1-29-11)	1 at Gonzaga, vs. Connecticut	Blocked Shots	9 at BYU (1-26-11)	0 - many times
10 vs. Wichita State, vs. Utah	1 vs. UC Santa Barbara (12-18-10)	Steals	10 vs. USF, Cal Poly	1 vs. San Diego, vs. TCU
57 vs. UCSB, 1st (12-18-10)	16 vs. Cal Poly, 1st (12-13-10)	Points/Half	48 at New Mexico, 2nd (1-15-11)	15 vs. Cal Poly, 1st, Utah, 1st
87.5 vs. Occidental (12-31-10)	30.3 at Air Force, 1st (2-19-11)	FG Percentage/Half	57.9 at California, 2nd (12-8-10)	18.5 vs. Cal Poly, 2nd (12-13-10)
6 vs. UC Santa Barbara (12-18-10)	2 - six times	Double-Figure Scorers	5 vs. BYU (2-26-11)	1 - four times
+29 vs. Occidental (12-31-10)	-10 at California (12-8-10)	Rebound Margin		
+31 vs. Wyoming (1-29-11)	-5 vs. Green Bay (11-20-10)	Halftime Scoring Margin		

2010-11 Statistics



2011 NCAA SWEET 16 ► BACK-TO-BACK MOUNTAIN WEST CONFERENCE CHAMPIONS

2010-11 Game-By-Game Biggest Leads/Time In Lead

Date	Opponent	SDSU Result	SDSU BigOpp Big				SDSU in Opp in				Paint SD Opp	Off TOs SD Opp	2nd Ch. SD Opp	Bench SDOpp			
			Lead	Lead	Ties	LC	Lead	Lead	Tied								
Nov. 13	at Long Beach State	W 81-65	16	7	5	12	24:17	12:39	3:04	46	38	9	12	19	11	14	6
Nov. 16	% at (11/11) Gonzaga	W 79-76	10	2	1	2	38:29	0:14	1:17	38	26	14	20	24	10	22	9
Nov. 20	% vs. Green Bay	W 79-70	10	22	0	1	17:21	22:05	0:34	54	24	17	12	11	11	17	6
Nov. 21	% vs. IUPUI	W 61-46	18	7	2	12	18:35	20:29	0:56	30	16	25	12	15	6	8	6
Nov. 22	% at Miami	W 77-56	28	11	3	2	!28:25	7:31	4:04	34	16	28	11	13	5	24	27
Nov. 26	SAN DIEGO CHRISTIAN	W 88-69	24	0	0	0	!39:45	0:00	0:15	60	20	13	11	17	9	36	13
Dec. 1	SAINT MARY'S	W 69-55	20	2	1	1	!38:30	0:23	1:07	30	24	15	10	16	6	20	17
Dec. 4	^ WICHITA STATE	W 83-69	17	4	7	12	31:59	4:49	3:12	48	24	18	7	15	5	13	21
Dec. 8	at California	W 77-57	21	5	3	13	33:46	4:12	2:02	26	26	22	8	7	8	19	6
Dec. 11	SAN DIEGO	W 77-49	30	7	4	8	!25:47	11:13	3:00	34	16	19	2	17	8	21	31
Dec. 13	CAL POLY	W 51-45	12	4	1	4	!29:27	7:52	2:41	28	10	14	13	6	8	3	7
Dec. 18	UC SANTA BARBARA	W 90-64	29	0	1	0	!39:35	0:00	0:25	34	36	25	7	19	11	27	22
Dec. 21	\$ vs. San Francisco	W 62-56	9	2	13	12	21:27	8:15	10:18	26	28	20	21	12	7	3	12
Dec. 22	\$ vs. IUPUI	W 56-54	13	4	10	7	21:07	11:43	7:10	32	26	18	17	9	11	8	17
Dec. 31	OCCIDENTAL	W 93-50	47	0	0	0	!39:44	0:00	0:16	46	12	15	5	17	3	36	10
Jan. 5	* at TCU	W 66-53	19	6	2	8	!24:38	13:58	1:24	44	24	23	13	10	9	14	13
Jan. 8	* at Utah	W 71-62	12	6	6	12	29:04	7:23	3:33	22	30	14	11	11	15	5	13
Jan. 12	* UNLV	W 55-49	12	4	6	7	!32:19	4:31	3:10	26	30	8	9	13	6	9	14
Jan. 15	* at New Mexico	W 87-77	18	7	1	2	!29:36	8:39	1:45	28	16	4	5	12	10	12	13
Jan. 19	* AIR FORCE	W 68-55	16	6	4	3	!26:43	10:42	2:35	26	20	24	8	15	4	10	16
Jan. 26	* at (9/9) BYU	L 58-71	4	13	7	15	10:13	22:40	7:07	22	26	10	16	13	2	10	4
Jan. 29	* WYOMING	W 96-57	41	0	0	0	!39:56	0:00	0:04	26	22	16	5	13	11	46	5
Feb. 2	* at Colorado State	W 56-54	8	6	4	4	30:45	5:39	3:36	26	28	5	12	2	5	18	7
Feb. 5	* TCU	W 60-53	11	6	2	5	!28:15	9:34	2:11	24	26	7	6	12	8	7	6
Feb. 8	* UTAH	W 85-53	34	2	1	1	!38:30	0:29	1:01	50	30	23	0	19	11	27	7
Feb. 12	* at UNLV	W 63-57	12	2	5	3	35:53	1:13	2:54	14	28	4	13	17	10	4	19
Feb. 16	* NEW MEXICO	W 68-62	14	4	2	3	!33:01	6:13	0:46	30	30	14	11	18	14	8	17
Feb. 19	* at Air Force	W 70-58	15	7	5	11	18:47	15:52	5:21	18	18	10	14	19	2	13	18
Feb. 26	* (7/7) BYU	L 67-80	2	13	1	1	1:44	36:20	1:56	32	22	10	12	7	9	14	5
March 1	* at Wyoming	W 85-58	27	6	1	4	!29:58	9:20	0:42	52	32	21	13	17	8	35	8
March 5	* COLORADO STATE	W 66-48	18	4	6	2	26:11	7:42	6:07	32	26	25	7	12	12	12	21
March 10	` vs. Utah (MWC-QF)	W 64-50	23	2	5	3	!32:16	1:24	6:20	28	30	21	21	2	8	17	4
March 11	` at UNLV (MWC-SF)	W 74-72	12	2	6	6	34:48	1:08	4:04	32	30	16	25	8	13	14	4
March 12	` vs. (8/8) BYU (MWC-CH)	W 72-54	23	1	1	2	!38:16	0:29	1:15	40	16	15	4	21	9	8	2
March 17	^ vs. No. Colo. (NCAA-2R)	W 68-50	18	1	4	2	!38:02	0:16	1:42	28	18	7	2	14	5	12	4
March 18	^ vs. Temple (NCAA-3R)	2ot-W 71-64	11	3	7	7	34:23	3:54	11:43	38	24	14	12	8	12	5	14
March 24	+ vs. (9/8) UConn (NCAA-S16)	L 67-74	5	9	7	11	13:25	21:54	4:41	30	24	17	18	14	12	7	2

~ - O'Reilly Auto Parts CBE Classic (neutral games played in Oxford, Ohio). ^ - Mountain West-Missouri Valley Challenge. \$ - Las Vegas Holiday Hoops Classic (South Point Arena). * - MWC Game. ` - MWC Championship (Thomas & Mack Center; Las Vegas, Nev.). ^ - NCAA Tournament (Tucson, Ariz.). + - NCAA Tournament (Anaheim, Calif.). ! - Next to time indicates SDSU did not trail in the second half.

2010-11 Hockey +/- Ratings

Hockey +/- tracks the team score while the player is on the court (total points team scored while on the court-total points team allowed while on the court).

HOCKEY +/- POINTS

D.J. Gay	+380
Kawhi Leonard	+380
Malcolm Thomas	+342
Billy White	+283
Chase Tapley	+307
James Rahon	+221
Brian Carlwell	+172
Tim Shelton	+88
Jamaal Franklin	+69
LaBradford Franklin	+51
Mehdi Cheriet	+36
Alec Williams	+20
TEAM TOTAL	+2349

HOCKEY +/- POINTS PER MINUTE

Alec Williams	+0.408
Brian Carlwell	+0.408
Jamaal Franklin	+0.388
LaBradford Franklin	+0.378
Chase Tapley	+0.354
Kawhi Leonard	+0.324
TEAM AVERAGE	+0.315
Malcolm Thomas	+0.304
Tim Shelton	+0.301
Billy White	+0.296
D.J. Gay	+0.292
James Rahon	+0.276
Mehdi Cheriet	+0.240

MWC HOCKEY +/- POINTS

D.J. Gay	+147
Kawhi Leonard	+132
Malcolm Thomas	+107
Chase Tapley	+94
James Rahon	+80
Brian Carlwell	+84
Billy White	+67
Tim Shelton	+64
Jamaal Franklin	+48
Mehdi Cheriet	+20
LaBradford Franklin	+16
Alec Williams	+11
TEAM TOTAL	+870

2010-11 Statistics



2011 NCAA SWEET 16 ► BACK-TO-BACK MOUNTAIN WEST CONFERENCE CHAMPIONS

2010-11 Miscellaneous Statistics

San Diego State's Record When...

Category	2010-11 Season	Fisher Era	SDSU Streak
Home	14-1	140-48	Won 1
Away	12-1	64-89	Won 5
Neutral	8-1	28-15	Lost 1
Scoring First	22-3		Lost 1
Opponent Scores First	12-0		Won 12
Leading at Half	26-1	176-39	Won 12
Trailing at Half	5-2	43-111	Lost 2
Tied at Half	3-0	13-2	Won 4
Leading with 5:00 Left	34-0		Won 46
Trailing with 5:00 Left	0-3		Lost 8
Tied with 5:00 Left			Won 1
In Overtime	1-0	11-13	Won 1
SDSU Outrebounds Opp.	25-3	166-62	Lost 1
SDSU is Outrebounded	8-0	60-85	Won 9
Opp. Commits More TOs	19-1	140-48	Won 5
SDSU Commits More TOs	11-1	79-93	Won 5
SDSU More FT Attempts	20-1	165-51	Won 5
Opp. More FT Attempts	11-2	58-98	Lost 1
SDSU Shoots Better than Opp.	29-0	186-33	Won 38
Opp. Shoots Better than SDSU	5-3	41-117	Lost 2
SDSU Shoots 50% or Better	12-0	88-14	Won 17
SDSU Shoots 40-50%	16-1	112-69	Lost 1
SDSU Shoots 40% or Less	6-2	31-69	Won 1
Opp. Shoots 50% or Better	1-0	20-51	Won 1
Opp. Shoots 40-50%	10-3	100-88	Lost 1
Opp. Shoots 40% or Less	23-0	112-13	Won 23
SDSU Bench Outscores Opp.	19-3	117-63	Lost 1
Opp. Bench Outscores SDSU	15-0	111-82	Won 15
SDSU Scores Less Than 60	4-1	18-51	Won 1
SDSU Scores Between 60-69	11-2	65-63	Lost 1
SDSU Scores Between 70-79	10-0	82-21	Won 23
SDSU Scores Between 80-89	6-0	54-15	Won 7
SDSU Scores Between 90-99	3-0	12-2	Won 5
SDSU Scores 100+		1-0	Won 24
Opp. Scores Less Than 60	23-0	106-10	Won 33
Opp. Scores Between 60-69	7-0	75-36	Won 7
Opp. Scores Between 70-79	4-2	47-54	Lost 1
Opp. Scores Between 80-89	0-1	4-35	Lost 6
Opp. Scores Between 90-99		0-14	Lost 24
Opp. Scores 100+		0-3	Lost 9
Wearing Black	7-1		Won 2
Wearing Red	6-0		Won 6
Wearing White	21-2		Lost 1
On Monday	2-0		Won 3
On Tuesday	4-0		Won 10
On Wednesday	8-1		Won 2
On Thursday	2-1		Lost 1
On Friday	3-0		Won 7
On Saturday	14-1		Won 3
On Sunday	1-0		Won 1
In November	6-0		Won 7
In December	9-0		Won 12
In January	6-1		Won 1
In February	6-1		Lost 1
In March	7-1		Lost 1

LEADS AND DEFICITS

SDSU Biggest Halftime Lead	31 vs. Wyoming (1-29-11)
SDSU Biggest Halftime Lead Lost	10 at UNLV (3-11-11)
SDSU Biggest Halftime Lead Lost in a Loss	1 at Brigham Young (1-26-11)
SDSU Biggest Halftime Deficit	9 vs. Connecticut (3-24-11)
SDSU Biggest Halftime Deficit Overcome	9 vs. Connecticut (3-24-11)
SDSU Biggest Halftime Deficit Overcome for Victory	5 vs. Green Bay (11-20-10)
SDSU Biggest Lead	47 vs. Occidental (12-31-10)
SDSU Biggest Lead Lost	11 vs. Temple (3-19-11)
SDSU Biggest Lead Lost in a Loss	4 at Brigham Young (1-26-11)
SDSU Biggest Deficit	22 vs. Green Bay (11-20-10)
SDSU Biggest Deficit Overcome	22 vs. Green Bay (11-20-10)
SDSU Biggest Deficit Overcome for Victory	22 vs. Green Bay (11-20-10)

DUNKS

	SEASON
Malcolm Thomas	.36
Billy White	.24
Kawhi Leonard	.21
Brian Carlwell	.16
Jamaal Franklin	.06
Chase Tapley	.02
Alec Williams	.01
TOTAL	.106

TOP SCORING PERFORMANCES

30, D.J. Gay at New Mexico* (1-15-11)
30, Billy White at Gonzaga (11-16-10)
24, Chase Tapley vs. Wyoming* (1-29-11)
24, Billy White vs. Wichita State (12-4-10)
23, Kawhi Leonard vs. San Francisco (12-21-10)
23, Kawhi Leonard vs. Green Bay (11-20-10)
22, Kawhi Leonard vs. New Mexico* (2-16-11)
22, Malcolm Thomas vs. New Mexico* (2-16-11)
22, Kawhi Leonard at Brigham Young* (1-26-11)
21, Kawhi Leonard vs. No. Colorado (3-17-11)
21, Billy White vs. Brigham Young (3-12-11)
21, Kawhi Leonard at Long Beach State (11-13-10)

TOP REBOUNDING PERFORMANCES

17, Kawhi Leonard vs. UNLV* (1-12-11)
16, Malcolm Thomas vs. UNLV* (1-12-11)
15, Kawhi Leonard at Air Force* (2-19-11)
15, Kawhi Leonard at Colorado State* (2-2-11)
15, Kawhi Leonard at Brigham Young* (1-26-11)
15, Kawhi Leonard at New Mexico* (1-15-11)
15, Malcolm Thomas vs. Cal Poly (12-13-10)
14, Kawhi Leonard vs. Utah* (2-8-11)
14, Malcolm Thomas vs. TCU* (2-5-11)
14, Malcolm Thomas at Utah* (1-8-11)
14, Kawhi Leonard vs. San Francisco (12-21-10)
13, Billy White vs. Temple (3-19-11)
13, Billy White vs. No. Colorado (3-17-11)
13, Kawhi Leonard at Brigham Young* (2-26-11)
13, Malcolm Thomas at Air Force* (2-19-11)
13, Kawhi Leonard vs. San Diego (12-11-10)
13, Kawhi Leonard at Miami (Ohio) (11-22-10)
12, Billy White vs. Brigham Young (3-12-11)
12, Kawhi Leonard vs. Utah (3-10-11)
12, Kawhi Leonard vs. Colorado State* (3-5-11)
12, Kawhi Leonard vs. Wichita State (12-4-10)
12, Kawhi Leonard at Gonzaga (11-16-10)

12, Kawhi Leonard at Long Beach State (11-13-10)

TOP ASSIST PERFORMANCES

8, Malcolm Thomas vs. Utah (3-10-11)
6, D.J. Gay vs. Utah* (2-8-11)
6, D.J. Gay vs. TCU* (2-5-11)
6, D.J. Gay at TCU* (1-5-11)
6, D.J. Gay vs. Wichita State (12-4-10)
6, LaBradford Franklin vs. San Diego Christian (11-26-10)
6, Malcolm Thomas at Long Beach State (11-13-10)
5, D.J. Gay vs. Temple (3-19-11)
5, Malcolm Thomas at UNLV (3-11-11)
5, D.J. Gay at Air Force* (2-19-11)
5, Kawhi Leonard vs. Utah* (2-8-11)
5, Chase Tapley vs. IUPUI (12-22-10)
5, Chase Tapley vs. UC Santa Barbara (12-18-10)
5, Kawhi Leonard vs. Wichita State (12-4-10)
5, D.J. Gay vs. San Diego Christian (11-26-10)

TOP 3-POINT FG PERFORMANCES

7, D.J. Gay at New Mexico* (1-15-11)
6, D.J. Gay vs. Air Force* (1-19-11)
5, James Rahon vs. Occidental (12-31-10)
4, D.J. Gay vs. Connecticut (3-24-11)
4, Chase Tapley vs. Temple (3-19-11)
4, D.J. Gay vs. Wyoming* (1-29-11)
4, James Rahon vs. Wyoming* (1-29-11)
4, D.J. Gay at Utah* (1-8-11)
4, D.J. Gay vs. UC Santa Barbara (12-18-10)
4, Chase Tapley vs. UC Santa Barbara (12-18-10)
4, D.J. Gay vs. San Diego (12-11-10)
4, D.J. Gay at California (12-8-10)
4, D.J. Gay at Miami (Ohio) (11-22-10)
4, Kawhi Leonard vs. IUPUI (11-21-10)
4, D.J. Gay at Long Beach State (11-13-10)
4, James Rahon at Long Beach State (11-13-10)

GAMES MISSED DUE TO INJURY OR ILLNESS

Tim Shelton	3
Chase Tapley	3
Kawhi Leonard	1
Billy White	1
TOTAL	8

Departed Letterwinners

2011 NCAA SWEET 16 ► BACK-TO-BACK MOUNTAIN WEST CONFERENCE CHAMPIONS



DEPARTED LETTERWINNERS ◀ REVIEW



Brian Carlwell

Jersey No. 5
Guard, Ht. 6-11, Wt. 300
High School: Proviso East High (Maywood, Ill.)
Previous School: Univ. of Illinois
Birthdate: Oct. 18, 1987 (Maywood, Ill.)
SDSU Letters (2): 2009-10, 2010-11

Played his final two seasons at San Diego State after transferring from Illinois... A well-respected team leader both in the locker room and on the floor... Helped SDSU advance to the NCAA Tournament in consecutive seasons for the first time in the Steve Fisher era and guided the Aztecs to 59 wins during the two-year span.

At San Diego State

Played in all 71 games for the Aztecs, starting four times in two seasons... Finished his SDSU career ranked 20th all-time in blocked shots with 42... Posted six career double-figure scoring games and one double-digit rebounding performance.

As A Senior (2010-11 Season)

Averaged 3.8 points and 2.7 rebounds in 11.4 minutes... Played in all 37 games, starting once... Shot 51.4 percent from the field, the third-best percentage on the team... Finished the year by making nine of his final 12 free-throw attempts to bring his percentage up to 62.2 percent... Had 19 turnover-free games and just 24 miscues in 37 games... Scored in 30 of his final 35 games in which he attempted a shot... Logged three double-figure scoring games and one double-digit rebounding effort... Contributed eight points and two rebounds at No. 11/12 Gonzaga (11-16-10)... Finished with eight points and three rebounds vs. San Diego (12-11-10)... Started his first game of the season vs. Occidental (12-31-10) in place of an injured Billy White... Played a season-high 23 minutes, scored seven points and grabbed six rebounds against the Tigers... In only nine minutes off the bench at TCU (1-5-11), he scored eight points (4-6 FG) and grabbed six rebounds for the second consecutive game... In 13 minutes vs. Air Force (1-19-10), he had six points and five rebounds, including a season-high three offensive boards... Grabbed a career-high 10 rebounds, scored eight points, blocked a personal-best three shots and tied his season high with one steal vs. Wyoming (1-29-11)... Posted his second double-figure scoring game of the season with 10 points, while adding three rebounds and two blocks vs. Utah (2-8-11)... Grabbed a

season-high five offensive boards (6 total) and blocked two shots vs. New Mexico (2-16-11)... Knocked down both of his field-goal attempts and finished with four points and two rebounds vs. No. 7/7 Brigham Young (2-26-11)... In 17 minutes off the bench at Wyoming (3-1-11), he scored a career-high 15 points on a personal-best six field goals and a season-high three free throws... Also blocked a game-high two shots vs. the Cowboys... Finished with four points, four rebounds and two blocked shots on Senior Night vs. Colorado State (3-5-11)... Made a season-high three free throws in the quarterfinal round of the MWC Championship vs. Utah (3-10-11)... Grabbed four rebounds in 10 minutes off the bench vs. Northern Colorado (3-17-11) in the second round of the NCAA Tournament... Played eight minutes and had two points and a rebound vs. Temple (3-19-11) in the third round of the NCAA Tournament... Contributed two points and one rebound in the NCAA West Region semifinal against No. 9/8 and eventual national champion Connecticut (3-24-11).

As A Junior (2009-10 Season)

Averaged 4.7 points and 2.8 rebounds in 14.4 minutes... Played better as the season progressed and averaged 5.2 points in MWC games... One of four Aztecs to play in all 34 games... Blocked 17 shots, the fourth most on the squad... Made 50 of his final 79 field-goal attempts to end the season... Posted three double-figure scoring efforts... Started the first three games of the season... Shot 61.5 percent from the field and has shot 50 percent or above from the field in 23 of 30 games in which he attempted a shot... Scored in a career-best 11 straight games, until he was held scoreless vs. Wyoming (2-10-10)... Had eight steals in the first 29 games of his career spanning two seasons, but finished with eight thefts in his first year at SDSU... San Diego State was 4-1 in games in which he played at least 20 minutes... Scored nine points in the season opener against UC San Diego (11-14-09)... In 15 minutes at UC Santa Barbara (12-5-09), he blocked a season-high two shots and had his first assist of the season... Scored 10 points

and grabbed four rebounds vs. Cal State Fullerton (12-9-09)... Talled five points and four boards vs. Arizona (12-12-09)... Connected on all three field-goal attempts en route to six points and added a season-high two blocks vs. UC Riverside (12-29-09)... Enjoyed his best game as an Aztec with 13 points and six rebounds vs. Pomona-Pitzer (12-31-09)... Connected on a career-best four free throws without missing vs. New Mexico (1-5-10)... Went 4-for-4 from the field en route to nine points, while dishing out a career-best two assists at Wyoming (1-9-10)... Knocked down his only shot attempt and finished with three points and a career-high two assists at UNLV (1-13-10)... Finished with four points, a block and a steal at Utah (1-19-10)... Went four-of-five from the field and finished with eight points and four rebounds vs. BYU (1-23-10)... Hit two of his three shots and finished with five points and three rebounds at Colorado State (1-30-10)... Came up with six points, the 10th straight game in which he had scored, four rebounds and one block vs. Air Force (2-10-10)... Made all four field-goal attempts, one of which was his first career three-pointer, and finished with 10 points, his second-highest point total of the season at No. 15/23 New Mexico (2-6-10)... Blocked a career-high three shots and had a personal-best two assists vs. Wyoming (2-10-10)... Went 3-for-3 from the field and finished with nine points and four rebounds at TCU (2-16-10)... Contributed seven points, most of all SDSU bench players, and four rebounds vs. Utah (2-20-10)... Finished with a career-best four assists, while scoring six points at No. 13/11 Brigham Young (2-24-20)... Hit both of his free throws en route to six points vs. Colorado State (3-3-10)... Blocked a game-high two shots at Air Force (3-6-10)... Contributed five points and four rebounds in the MWC quarterfinal win over CSU (3-11-10)... Added two points and two rebounds vs. No. 8/8 New Mexico (3-12-10) in the MWC semifinals... Played 10 minutes at UNLV (3-13-10) in the MWC title game... Had six rebounds off the bench vs. No. 15/14 Tennessee (3-18-10) in the first round of the NCAA Tournament.

As A Redshirt (2008-09 Season)

Sat out the 2008-09 season due to NCAA transfer rules... Practiced with the team throughout the entire season... Played an instrumental role as a member of the scout team.

As A Sophomore at Illinois (2007-08 Season)

Played in three games before suffering a knee injury that sidelined him for

the season... Saw action against Arizona State (11-19-07) and Oklahoma State (11-21-07) at the EA Sports Maui Invitational to help Illinois to a third-place finish... Also logged minutes in the two-point win at Maryland (11-28-07).

As A Freshman at Illinois (2006-07 Season)

Played in 26 games... Averaged 1.7 points and 1.4 rebounds in 7.0 minutes... Illinois finished 23-12 and advanced to the NCAA Tournament... Led the team in rebounding in his first-ever game with his six against Austin Peay (11-13-06)... Played in the first 12 games and logged more than 10 minutes five times... Had one of his best games vs. Maryland (11-28-06) with his career-high eight points on a personal-best four free throws, while collecting four rebounds... After a DNP vs. Missouri (12-19-06), he played in 14 consecutive games before missing the final eight due to injury.

High School

Prepped at Proviso East (Ill.), where he was a first-team all-state pick as a senior by the *Chicago Tribune*, *Chicago Sun-Times*, *Associated Press*, *Champaign-Urbana News-Gazette* and Illinois Basketball Coaches Association... Averaged 18.8 points, 12.4 rebounds and 5.4 blocks his senior year en route to earning West Suburban Gold Conference MVP honors... Led team to IHSA Supersectional appearances as a junior and senior... All-state choice as a junior after averaging 15 points, 12 rebounds and six blocks... A four-star recruit by both Rivals.com and Scout.com... Rated the No. 6 center and No. 37 overall player by Scout.com and the No. 10 center and No. 77 overall player by Rivals.com.

Personal

Full name is Brian Andrew Carlwell... Born Oct. 18, 1987... Son of Patricia and Ronnie Carlwell... Studied social science at San Diego State.

► Brian Carlwell's Career Statistics

Year	G-GS	Min.-Avg.	FG-FGA	Pct.	3P-3PA	Pct.	FT-FTA	Pct.	OR	DR	Reb	Avg.	PF-D	AT	TO	BS	ST	Pts	Avg.
2006-07*	26-0	183-7.0	14-31	.452	0-0	.000	16-31	.516	19	17	36	1.4	24-0	3	10	10	8	44	1.7
2007-08*	3-0	5-1.7	0-0	.000	0-0	.000	0-0	.000	0	0	0	0.0	0-0	0	0	0	0	0	0.0
2009-10	34-3	490-14.4	64-104	.615	1-2	.500	31-56	.554	38	57	95	2.8	66-1	15	32	17	8	160	4.7
2010-11	37-1	422-11.4	54-105	.514	3-9	.333	28-45	.622	45	54	99	2.7	44-1	8	24	25	6	139	3.8
Totals	100-4	1000-11.0	132-240	.550	4-11	.364	75-132	.568	102	128	230	2.3	134-2	26	66	52	22	343	3.4

* at Illinois

Departed Letterwinners



2011 NCAA SWEET 16 ► BACK-TO-BACK MOUNTAIN WEST CONFERENCE CHAMPIONS



Mehdi Cheriet

Jersey No. 42

Forward, Ht. 6-9, Wt. 225

High School: Albert Thomas (Tarare, France)

Previous School: Arizona Western College (Yuma, Ariz.)

Birthdate: April 12, 1987 (Tarare, France)

SDSU Letters (2): 2008-09, 2010-11

A member of what could be considered as the best frontcourt in San Diego State history in 2010-11... A perimeter threat and ultimate team player... An outstanding student.

At San Diego State

Spent three seasons on Montezuma Mesa... Played in 56 games and made two starts... Played 35 games, starting twice, in 2008-09 when SDSU advanced to the national semifinals of the NIT and won a then school-record 26 games... Used his redshirt season in 2009-10 to focus on his studies... Played in 21 games as a senior for a team that won a school-record 34 games and reached the Sweet 16 of the NCAA Tournament... Produced four double-figure scoring games and scored in 39 career outings... Grabbed a rebound in 20 of his final 30 games played.

As A Senior (2010-11 Season)

Played in 21 games... Scored six or more points three times... Shot 87.5 percent from the free-throw line (7-8)... Shot 50 percent or better from the field seven times... In 18 minutes vs. San Diego Christian (11-26-10), he scored seven points and grabbed three rebounds; also connected on his first three-point field goal of the season... Had an impressive line vs. Wichita State (12-4-10): six points, 3-of-4 shooting and two rebounds in five minutes... In just two minutes at California (12-8-10), he blocked a career-high two shots... Played 12 minutes off the bench vs. San Diego... Matched his season high for rebounds (3), steals (1) and minutes played (24), and tied his career high with two assists vs. Occidental (12-31-10)... Scored a season-high eight points, tied his season high with three rebounds and one steal, and connected on a career-high tying two three-point field goals against Wyoming (1-29-11)... Played 10 minutes at Wyoming (3-1-11) and scored five points, a season-high three of which came off free throws... On Senior Night vs. Colorado State (3-5-11), scored two points and grabbed a rebound off the bench.

As A Redshirt (2009-10 Season)

Practiced with the team throughout his redshirt season... Worked on his

inside and outside game, along with his strength... Saw action on the scout team... Named to the NABC Honors Court, which recognizes collegiate basketball student-athletes who excel in academics.

As A Junior (2008-09 Season)

Played in 35 games and made two starts, which resulted in SDSU victories... Following the season, he was named to the 2009-10 NABC Honors Court, which recognizes collegiate basketball student-athletes who excelled in academics during the 2009-10 season... Scored in double figures on four occasions... Averaged 4.6 points and 2.2 rebounds... Played 22 minutes and recorded four points and five rebounds in his debut vs. UCSD (11-15-08)... Had two rebounds and a steal vs. No. 15 Arizona State (11-18-08)... Set career highs in points (9) and assists (1), while establishing a season best in rebounds (3) vs. Fresno State (11-22-08)... Recorded one point and one assist vs. Western Carolina (11-28-08) in the quarterfinals of the Great Alaska Shootout... Had a career day vs. Seattle (11-28-08) in the semifinals of the Great Alaska Shootout with a personal-best 11 points, including four field goals and two three-pointers, one assist and one blocked shot... Made his third straight three-pointer and scored seven points vs. Hampton (11-29-08) in the championship game at the Great Alaska Shootout... Connected on his only shot attempt of the game, a three-point field goal, and had a career-high two assists at Northern Colorado (12-3-08)... Played seven minutes off the bench vs. San Diego (12-6-08)... Scored five points vs. Saint Mary's (12-13-08)... Tallied four points and four rebounds vs. UCSB (12-20-08)... Went for nine points and three rebounds vs. CS Northridge (12-22-08)... Scored a career-high 14 points on 4-of-5 shooting vs. Arkansas-Pine Bluff (12-29-08)... Scored for the sixth straight game, his longest streak of his career, at Air Force (1-3-09)... Posted career numbers in rebounds (6), field goals (4), three-pointers (2) and three-pointers attempted (3) and scored 12 points vs. New Mexico (1-21-09)... Tallied a career-high 14 points on a personal-best seven field goals at BYU (1-24-09)... Scored six points and stole two

balls vs. TCU (1-28-09)... Had six points, three rebounds and an assist at Colorado State (1-31-09)... Started his first career game at UNLV (2-3-09) and had four points, three rebounds, one assist, a career-high one blocked shot and one steal in a career-best 30 minutes... Started his second straight game and went for six points vs. Air Force (2-7-09)... Had three rebounds in 10 minutes at Utah (2-11-09)... Had a career-high two assists at New Mexico (2-21-09)... Matched his career high with two assists vs. BYU (2-24-09)... Collected a season-high six rebounds and scored eight points at TCU (2-28-09)... Connected on his first three-point attempt in nine games and finished with seven points vs. Colorado State (3-4-09)... Had four points and recorded four rebounds versus BYU in the MWC semifinals (3-13-09)... Pulled down three rebounds in 19 minutes vs. Utah in the MWC championship game (3-14-09)... Scored three points vs. Weber State (3-17-09) in the first round of the NIT... Had two points and two rebounds vs. Kansas State (3-20-09) in the second round of the NIT... Scored seven points and contributed one assist vs. Saint Mary's (3-25-09) in the NIT quarterfinal round... Played 11 minutes and posted two points and a rebound in the semifinals of the NIT vs. Baylor (3-31-09).

As A Sophomore at Arizona Western College (2007-08 Season)

Was ranked as the 17th-best junior college player according to jucojunction.com's Top 200 list... Named an NJCCA Division I preseason honorable mention All-American prior to the campaign... Played for the under-20 French national team in the European Basketball Championships before starting his sophomore season... Guided Arizona Western to its first Arizona Community College Athletic Conference (ACCAC) regular season title since 2005, while being named to the All-Region I and All-ACCAC first teams... Selected to play in the NJCCA Men's Basketball Coaches Association's third annual National All-Star Game... AWC finished the year with a 26-3 overall record and a 20-2 in conference play... Earned ACCAC Division I player of the week and NJCCA Division I co-player of the week honors after leading the Matadors to a pair of wins with averages of 18.5 points and 7.0 rebounds... Ended his tenure at AWC averaging 12.1 points, while shooting 48.0 percent from the field and 40.2 percent from three-point distance in 27 games.

As A Freshman at Arizona Western College (2006-07 Season)

Guided Arizona Western to its third straight JUCO Region I championship and an appearance in the NJCAA district

finals where they lost to College of Southern Idaho... The Matadors finished the season with a 27-6 overall record... Was the lone freshman in the starting lineup and scored in double figures in 11 of the final 14 games... Averaged 11.0 points and 5.3 rebounds, while shooting 53.6 percent from the field.

High School

Attended Albert Thomas in Roanne, France, prior to enrolling at Arizona Western College.

Personal

Full name is Mehdi Cheriet... Born April 12, 1987, in Tarare, France... Son of Ali and Nathalie Cheriet... His uncle played professional basketball in France... A good student, he earned his way onto the Dean's List at Arizona Western with a GPA of 3.7... Studied biology at San Diego State.

► Mehdi Cheriet's Career Statistics

Year	G-GS	Min.-Avg.	FG-FGA	Pct.	3P-3PA	Pct.	FT-FTA	Pct.	OR	DR	Reb	Avg.	PF-D	AT	TO	BS	ST	Pts	Avg.
2008-09	35-2	494-14.1	62-130	.477	14-47	.298	23-35	.657	29	47	76	2.2	59-3	21	22	9	8	161	4.6
2010-11	21-0	150-7.1	14-36	.389	3-19	.158	7-8	.875	10	10	20	1.0	24-0	4	8	4	3	38	1.8
Totals	56-2	644-11.5	76-166	.458	17-66	.258	30-43	.698	39	57	96	1.7	83-3	25	30	13	11	199	3.6

Departed Letterwinners

2011 NCAA SWEET 16 ► BACK-TO-BACK MOUNTAIN WEST CONFERENCE CHAMPIONS



D.J. Gay

Jersey No. 23
Guard, Ht. 6-0, Wt. 170
High School: Poly High (Sun Valley, Calif.)
Birthdate: Feb. 15, 1989 (Los Angeles, Calif.)
SDSU Letters (4): 2007-08, 2008-09, 2009-10, 2010-11

Head coach Steve Fisher dubbed him, "The most important player on the team."... Team captain... Started as a shooting guard and finished as one of the top point guards in SDSU history.

At San Diego State

Played all 140 games since stepping foot on campus prior to the 2007-08 season... Started 120 games, including 71 straight to end his career... Became the 26th member of SDSU's 1,000-point club when he scored a career-high 30 at New Mexico (1-15-11)... Scored in double figures 56 times and had nine 20-point efforts... Led the team in scoring 18 times and in assists 53 times... SDSU Division I career ranks: first in games played, second in three-point field goal attempts, second in games started, third in three-point field goals, third in minutes played, fourth in consecutive games started, sixth in field goal attempts, eighth in assists, tied-ninth in steals, 12th in points, 12th in three-point field goal percentage, 19th in field goals and 20th in free throws.

As A Senior (2010-11 Season)

MWC Rankings: 2nd in assist-to-turnover ratio, 2nd in minutes played, 6th in three-point field goals made, 10th in assists, 10th in three-point field goal percentage, 20th in scoring

NCAA Rankings: 25th in assist-to-turnover ratio, 216th in three-point field goals per game

All-MWC first team, all-MWC tournament team, NABC all-District 17 team selection... Was one of 10 finalists for the 2011 Bob Cousy Award... Earned his first MWC player-of-the-week award on Feb. 14... Went 177 consecutive minutes without a turnover and recorded 23 assists during that time... The streak was snapped vs. New Mexico (2-16-11)... Had 22 games with one turnover or less and 13 with zero miscues... Played 37 or more minutes 19 times, including 50 vs. Temple... Played 40 or more minutes eight times... SDSU Division I single-season ranks: first in minutes played, fifth in three-point field goal attempts and sixth in three-point field goals... Scored in double figures 19 times and reached the 20-point plateau four times... Led the team in scoring seven times and in

assists 20 times... Hit a team-best four three-pointers and finished with 20 points at Long Beach State (11-13-10)... Grabbed a career-high-tying six rebounds vs. Green Bay (11-20-10)... Scored all 14 of his points in the second half at California (12-8-10) and knocked down 4-of-5 from beyond the arc... Went 6-of-8 from the floor (4-5 3FG) to finish with 16 points, four assists and two steals vs. San Diego (12-11-10)... Put up a team-high 18 points vs. IUPUI (12-22-10)... Matched his season high for assists (6) at TCU (1-5-11)... Scored 15 of his 18 points in the second half at Utah (1-8-11)... Went off for a career-high 30 points after hitting a career-best seven three-pointers and nine free throws at New Mexico (1-15-11)... Posted his second straight 20-point game, the first time he accomplished the feat in his career, when he finished with 20 points (6 3FG) vs. Air Force (1-19-11)... Hit the game-winner with 1.8 seconds left in regulation at Colorado State (2-2-11)... Tied his season high with six assists and committed zero turnovers in 40 minutes vs. TCU (2-5-11)... Scored a game-high 15 points, had a season-high six assists, and recorded a career-high five steals vs. Utah (2-8-11)... Had game-high figures of 20 points and three assists, and zero turnovers in 40 minutes at UNLV (2-12-11)... Hit his second game-winner of the season, this time with 4.9 seconds left at UNLV (3-11-11) in the semifinals of the MWC Championship; he finished with 15 points... Played a career-high 50 minutes vs. Temple (3-19-11) in the third round of the NCAA Tournament... Scored a team-high 16 points (4 3FG) vs. No. 9/8 Connecticut (3-24-11) in the regional semifinal of the NCAA Tournament.

As A Junior (2009-10 Season)

MWC Rankings: 2nd in minutes played, 3rd in assist-to-turnover ratio, 8th in assists, 1-10th in three-point field goals made

NCAA Rankings: 131st in assist-to-turnover ratio

Honorable mention all-MWC... Averaged career-high figures in points and assists, and matched his career-best in rebounding... Only SDSU player to start all 34 games this season... Ended the season by playing in a team-high 103 consecutive games... Played 40 minutes

in five of the final seven games and played 278 of a possible 280 minutes during that time frame... Had 19 double-digit scoring games, the second most on the team, and had two 20-point efforts... Led or tied for team-high assist honors 18 times and led the team in scoring on seven different occasions... Committed one turnover or less in 17 games... Enjoyed a career day with a then personal-best 22 points (4-8 3FG) at San Diego (12-2-09)... Had a career-high seven assists against Northern Arizona... Scored a game-high 18 points at Drake (12-22-09); also blocked a shot in overtime with two seconds left and SDSU up by two... Finished with 12 points and zero turnovers vs. BYU (1-23-10)... Put up a game-high 17 points and recorded a career-high five steals at Colorado State (1-30-10)... Played 45 minutes and produced 25 points on six three-pointers, while adding a team-best five assists at No. 15/23 New Mexico (2-6-10)... Played all 40 minutes at No. 13/11 BYU (2-24-10) and finished with a team-high 15 points and five assists... Led the team with 16 points vs. Colorado State (3-3-10)... Finished with 10 points and also had a game-high five assists and zero turnovers in 40 minutes at Air Force (3-6-10)... Played 40 minutes vs. No. 8/8 New Mexico (3-12-10) and had seven assists and zero turnovers in the MWC semifinals... Scored 11 points in the MWC title game at UNLV (3-13-10)... Posted a game-high 16 points vs. No. 15/14 Tennessee (3-18-10) in the first round of the NCAA Tournament.

As A Sophomore (2008-09 Season)

Played in every game of the second straight season... Made 23 starts... Reached double figures in scoring 10 times, which resulted in 10 Aztec victories... Produced two 20-point scoring efforts... Led the team in scoring twice and in assists six times... Great Alaska Shootout All-Tournament Team honoree... Dished out five assists vs. Fresno State (11-22-08)... Scored a season-high 20 points vs. Hampton (11-29-08) in the Great Alaska Shootout title game... Scored a season-high 20 points vs. CS Northridge (12-22-08)... Had three steals and 12 points against Arkansas-Pine Bluff (12-29-08)... Connected on four three-pointers to score a team-high 15 points and grabbed a season-high four rebounds at Air Force (1-3-09)... Hit all four free throws to post 10 points for the third straight game vs. Air Force (2-7-09)... Connected on all five free throws to tie a then career high en route to 13 points at TCU (2-28-09)... Matched his career high with five assists vs. Weber State (3-17-09) in the first round of the NIT... Tallied six points, two rebounds, three assists and zero turnovers in the

semifinals of the NIT vs. Baylor (3-31-09).

As A Freshman (2007-08 Season)

Played in all 33 games, while earning the starting nod 26 times, including the first eight contests and the final nine... Led the team with 45 three-point field goals and was third on the team in assists... One of five Aztecs to have more assists than turnovers... Scored in double figures in eight games... Committed one turnover or less in 23 of 33 games... Shot 37.2 percent from the three-point line, the 17th-best single-season percentage in school history and the fifth-best among freshman in the Division I era... He also ranked third in three-point field goal attempts, fourth in three-point field goals, ninth in minutes played and 10th in assists among SDSU Division I freshman... Became the first freshman point guard since Richie Williams to start a season-opening game under Fisher vs. Liberty (11-9-07)... Went for 10 points, four rebounds and four assists at Fresno State (11-11-07)... Tallied 11 points and four assists at LMU (11-28-07)... Scored 12 points on four three-pointers, while adding four assists vs. Sam Houston State (12-28-07)... Made his way back into the starting lineup at Utah (2-16-08), scoring a career-high 21 points on a personal-best six field goals... Logged an 18-point performance vs. Colorado State (3-1-08)... Matched his personal bests with six field goals and five treys en route to a game-high 17 points at Air Force (3-8-08)... Started, played 30 minutes and scored five points at Florida (3-19-08) in the first round of the NIT.

High School

Ended his senior season ranked fifth in California and 21st nationally in scoring, averaging 29.4 points per game... He also averaged 4.6 rebounds, 5.5 assists, 2.5 steals and shot 81.3 percent from the foul line as a senior... Led the Parrots to a 24-6 overall record, including a 9-1 mark in the Sunset Six League... In 2006-07, he had games of 30 or more points on 12 different occasions, scored at least 40 points three times and posted a school-record 56 points against Van Nuys High... In 2006-07, he was also the 13th-best prep player in three-point field goals made (243) and ranked 33rd in three-point field goals per game (3.7)... Chose SDSU after receiving interest from Arizona State, USC, Oklahoma State, Iowa State, Oregon State, UC Irvine and Pepperdine.

Personal

Full name is Darnley Gay... Born Feb. 15, 1989, in Granada Hills, Calif.... Son of Don and Reba Gay... Has a sister, Breann... A women's studies major.

► D.J. Gay's Career Statistics

Year	G-GS	Min.-Avg.	FG-FGA	Pct.	3P-3PA	Pct.	FT-FTA	Pct.	OR	DR	Reb	Avg.	PF-D	AT	TO	BS	ST	Pts	Avg.
2007-08	33-26	784-23.8	66-183	.361	45-121	.372	16-25	.640	10	39	49	1.5	41-1	57	40	2	24	193	5.8
2008-09	36-23	961-26.7	68-204	.333	40-122	.328	41-58	.707	14	41	55	1.5	34-0	63	44	3	26	217	6.0
2009-10	34-34	1175-34.6	108-292	.370	61-160	.381	79-110	.718	17	59	76	2.2	51-0	108	60	3	37	356	10.5
2010-11	37-37	1302-35.2	137-367	.373	73-204	.358	65-95	.684	10	71	81	2.2	30-0	116	47	2	39	412	11.1
Totals	140-120	4222-30.2	379-1046	.362	219-607	.361	201-288	.698	51	210	261	1.9	156-1	344	191	10	126	1178	8.4

Departed Letterwinners

2011 NCAA SWEET 16 ► BACK-TO-BACK MOUNTAIN WEST CONFERENCE CHAMPIONS



Kawhi Leonard

Jersey No. 15

Forward, Ht. 6-7, Wt. 225

High School: King High (Riverside, Calif.)

Birthdate: June 29, 1991 (Los Angeles, Calif.)

SDSU Letters (2): 2009-10, 2010-11

One of the top players to ever put on a SDSU uniform... A double-double machine... One of the top all-around players to play at San Diego State.

At San Diego State

Played in 70 career games, while making 69 starts... Finished his career by making 64 straight starts... Had 40 career double-doubles, which is the second most in school history behind Michael Cage's 61... Tied Andrew Bogut for the most career double-doubles in MWC history... Set the MWC all-time mark for career double-doubles in MWC games (21) and double-doubles in a single season in MWC games (12)... Posted 56 career double-figure scoring games and 42 career double-figure rebounding efforts (nine with 15+)... Led the team in scoring 27 times, rebounding 43 times and assists 16 times... Scored at least 20 points 12 times in his career... SDSU Division I career rankings: second in rebound average, fifth in rebounds, seventh in consecutive games started, 14th in field-goal attempts, 16th in scoring average, 16th in games started, 18th in blocks, 19th in points, 20th in field goals and 20th in steals.

As A Sophomore (2010-11 Season)

MWC Rankings: 1st in rebounding, 1st in offensive rebounding, 1st in defensive rebounding, 4th in scoring, 4th in steals, 6th in free-throw percentage, 7th in field-goal percentage, 7th in minutes played

NCAA Rankings: 4th in double-doubles, 9th in rebounding, 163rd in field-goal percentage, 175th in scoring, 218th in steals

Selected as one of 10 on Wooden Award All-America Team... Named a second-team All-American by Associated Press, *Sporting News* and FOXSports.com... Was a State Farm Coaches' Div. I Third-Team All-American... Voted to the All-MWC first team, All-MWC tournament team, All-MWC defensive team, NABC All-District 17 team and USBWA All-District IX team... Was one of 10 candidates for Naismith Award and one of 20 candidates for Wooden Award... Was a two-time MWC Player of the Week... Voted the CBE Classic Oxford Subregional MVP... Ended the campaign with 23 double-doubles, the fourth most in America... Reached double-figures in

scoring 33 times and had 10-plus rebounds 23 times... Scored 20 or more points and team-best 10 times, with nine coming away from home... Grabbed 15 or more rebounds five times... Led the team in scoring 16 times, in rebounding 25 times and in assists 12 times... Finished the season by making 12 of his final 13 free-throw attempts and shot 85.2 percent from the line (52-61) in his last 11 outings... Single-season SDSU Div. I rankings: first in rebounds, fourth in minutes played, fourth in field-goal attempts, sixth in points, sixth in rebound average, seventh in field goals and 18th in free throws... Finished with a game-high 21 points and 12 rebounds at Long Beach State (11-13-10)... Nearly outrebounded the 49ers by himself in the second half (12-16) and had just as many defensive rebounds as LBSU (11)... Recorded 18 points and a game-high 12 rebounds at No. 11/12 Gonzaga (11-16-10)... Finished with 12 points and a game-high 13 rebounds at Miami (Ohio) (11-22-10)... Had 16 points and 12 rebounds vs. eventual postseason NIT champion Wichita State (12-4-10)... Scored 20 points at California (12-8-10)... Scored a season-high 23 points and grabbed 14 rebounds vs. San Francisco (12-21-10)... Recorded 20 points and nine rebounds at Utah (1-8-11)... Pulled down a season-high 17 boards, scored 14 points and had a team-best four assists vs. UNLV (1-12-11)... Led the team in rebounds (15), and assists (4), while adding 19 points at New Mexico (1-15-11)... Battled flu-like symptoms and had a team-high 22 points and a game-high 15 rebounds at No. 9 BYU (1-26-11)... Posted 12 points and a game-high 15 rebounds at Colorado State (2-2-11)... Posted his fifth double-double in five career games at UNLV (2-12-11) with 14 points and a game-high 10 boards... Had a game-high 22 points vs. New Mexico (2-16-11)... Grabbed a game-high 15 rebounds and scored 18 points at Air Force (2-19-11)... Against No. 7 BYU (2-26-11), he had a team-high 17 points, a game-high 13 rebounds and a team-high four assists... Scored a game-high 17 points and added a game-high 12 rebounds vs. CSU (3-5-11)... Torched Utah (3-10-11) in the MWC quarterfinals for a team-best 13 points and a game-high 12 rebounds... Continued his domi-

nance of UNLV in the semifinals of the MWC tournament (3-11-11) by going for 18 points and eight rebounds... Exploded for 20 points vs. No. 8/8 BYU (3-12-11) in the MWC title game... Against Northern Colorado (3-17-11) he had 21 points and 10 rebounds in the second round NCAA game... Finished with 16 points and nine rebounds in a career-high 46 minutes vs. Temple (3-19-11) in the third round of the NCAAAs... Fought early foul trouble in the NCAA Regional Semifinal and finished with 12 points and a team-high nine rebounds and four assists vs. eventual national champion UConn (3-24-11).

As A Freshman (2009-10 Season)

MWC Rankings: 1st in rebounding, 1st in offensive rebounding, 3rd in defensive rebounding, 6th in steals, 7th in scoring, 8th in field-goal percentage, 8th in free-throw percentage, 8th in minutes played

NCAA Rankings: 13th in double-doubles, 22nd in rebounding

MWC tournament MVP and first-team selection... The only freshman in MWC history to earn first-team all-conference honors... MWC freshman of the year... Sporting News All-Freshman second team... NABC All-District 17 pick... Only freshman in the 11-year history of the MWC to earn conference player of the week accolades three times... One of only four freshman in NCAA Div. I to lead his team in scoring and rebounding... Played in all 34 games and started 33 times, including the final 28 games... Finished with 17 double-doubles, which set a freshman school record previously held by Michael Cage (10) in 1981... Posted 19 double-digit rebound games and 24 double-figure scoring efforts (three 20-point performances)... Led the team in rebounding 19 times and in scoring 11 times, both of which were team bests... Finished with team-high honors in assists four different times... Had 23 points, 18 rebounds and five assists vs. CS Fullerton (12-9-09)... Became the 23rd player in SDSU history to have at least 15 rebounds... His 18 boards at the time were the most by a freshman since Cage had 20 on Feb. 24, 1981, vs. Hawai'i, and tied the MWC freshman all-time mark... He later had 21 rebounds at UNLV in the MWC title game... SDSU Division I freshman season ranks: first in field goals, free throws, minutes played; second in points, rebounds, rebounding average, field-goal attempts, free-throw attempts; fourth in steals and free-throw percentage; sixth in scoring average and blocks; ninth in three-point field-goal attempts... Grabbed 13 rebounds vs. Santa Clara (11-19-09)... Had a game-high 13 points and 12 boards vs. Arizona (12-12-09)... Pulled down a game-high 11 rebounds at Arizona State (12-19-09)... Finished with 14 points and a game-high 11 rebounds at Drake (12-22-09)... Went

for 25 points and 12 rebounds at Wyoming (1-9-10)... Posted 13 points and 10 rebounds at UNLV (1-13-10)... Added a double-double at Utah (1-19-10) with 16 points and 11 rebounds... Led the team with 16 points and 11 rebounds vs. BYU (1-23-10)... Registered 14 points and 12 rebounds at CSU (1-30-10) to tie Cage's freshman double-double school record... Had a game-high 15 points vs. Air Force (2-2-10)... Broke the aforementioned Cage record at No. 15/23 New Mexico (2-6-10) with an 11-point, 12-rebound performance... Scored a career-high 26 vs. Wyoming (2-10-10) on a career-best 10 field goals; also added a personal-record three steals... Finished with 13 points and a game-high 14 boards vs. No. 23/25 UNLV (2-13-10)... Finished with 14 points and a game-high 15 boards vs. Utah (2-20-10)... Finished with 14 points and 15 rebounds vs. CSU (3-3-10)... Scored a game-high 18 points and had a career-best four steals at Air Force (3-6-10)... Posted 15 points and 12 boards vs. No. 8/8 UNM (3-12-10) in the MWC semifinals... Set the MWC tourney record with a career-high 21 rebounds, while adding 16 points in the title game at UNLV (3-13-10)... Had 12 points and a game-high 10 rebounds and three blocks vs. No. 15/14 Tennessee (3-18-10) in the first round of the NCAA Tournament.

High School

Averaged 22.6 points, 13.1 rebounds, 3.9 assists and 3.0 blocks as a senior... The *L.A. Times* Player of the Year had at least 20 points and 20 rebounds six times as a senior for a team that went 30-3, won the CIF Southern Section Div. I-AA title and finished in second place in the Southern California Regional... Was also named the CalHiSports.com Mr. Basketball State Player of the Year and was one of seven L.A.-area players to receive the John R. Wooden High School Player of the Year Award... Was a CalHiSports.com all-state first-team pick and ended his senior year ranked No. 56 on ESPN's Top 100... Led King to a 32-3 record as a junior... Helped King advance to the CIF Div. I Southern Section finals where he scored 23 points against Compton Dominguez... As a junior, he averaged 17.3 points and 6.5 rebounds... Was an all-area second-team choice by *The Press-Enterprise*... Rivals.com rated him as a four-star player, the 14th-best small forward in America and the 76th-best player at any position... According to Scout.com, he was the 25th-best small forward... Was also recruited by Michigan.

Personal

Full name is Kawhi A. Leonard... Born June 29, 1991, in Los Angeles, Calif... Son of Kim Robertson... A business major.

► Kawhi Leonard's Career Statistics

Year	G-GS	Min.-Avg.	FG-FGA	Pct.	3P-3PA	Pct.	FT-FTA	Pct.	OR	DR	Reb	Avg.	PF-D	AT	TO	BS	ST	Pts	Avg.
2009-10	34-33	1064-31.3	166-365	.455	16-78	.205	85-117	.726	119	217	336	9.9	85-3	65	77	24	47	433	12.7
2010-11	36-36	1172-32.6	211-475	.444	25-86	.291	110-145	.759	111	269	380	10.6	89-2	91	76	21	51	557	15.5
Totals	70-69	2236-31.9	377-840	.449	41-164	.250	195-262	.744	230	486	716	10.2	174-5	156	153	45	98	990	14.1

Departed Letterwinners

2011 NCAA SWEET 16 ► BACK-TO-BACK MOUNTAIN WEST CONFERENCE CHAMPIONS



DEPARTED LETTERWINNERS ◀ REVIEW



Malcolm Thomas

Jersey No. 4
Forward, Ht. 6-9, Wt. 220
High School: Crawford High (San Diego, Calif.)
Previous School: San Diego City College
Birthdate: Nov. 15, 1988 (Columbia, Mo.)
SDSU Letters (2): 2009-10, 2010-11

One of the top transfers to don a SDSU uniform... Finished as one of the top shot blockers in school history.

At San Diego State

Played in all 71 games while on campus and made 70 starts, including 68 straight to end his career... Produced 19 career double-doubles... Scored in double figures 39 career times (seven 20-point efforts) and grabbed 10 or more boards 31 times... Ended his career leading the team in assists 18 times, which ranked second on the club... SDSU Division I career ranks: second in blocks, sixth in consecutive games started, eighth in rebound average, eighth in field-goal percentage, 13th in rebounds, 15th in games started and 17th in free throws attempted.

As A Senior (2010-11 Season)

MWC Rankings: 2nd in rebounding, 2nd in blocks, 2nd in offensive rebounding, 4th in defensive rebounding, 16th in scoring
NCAA Rankings: 50th in blocks, 78th in rebounding

Named to the all-MWC second team and the all-MWC defensive squad... Posted nine double-doubles, including three straight to open the MWC campaign... Seven of his nine double-doubles occurred during the MWC season... Went 90-for-134 from the free-throw line (.672) after starting 14 for 28 (.500)... Finished his career by starting 68 straight games, which was the second-longest active streak on the team... Scored in double figures 22 times, including three games with at least 20 points, and reached double digits in rebounding 12 times... Led the team in scoring eight times, in rebounding nine times, in assists nine times and in blocks 28 times... Started all 37 games... Team leader in blocks, second in scoring, rebounding and field-goal percentage, and third in assists... Was named MWC Player of the Week three times (Jan. 10, Dec. 20, Dec. 6)... SDSU Division I single-season rankings: second in blocks, seventh in minutes played, eighth in rebounds, 20th in free-throw attempts and tied-24th in free throws... Grabbed 10 rebounds and dished out a team-high six assists at Long Beach State (11-13-10)... Recorded 16 points and six rebounds at Miami (Ohio) (11-22-10) en

route to being named to the all-tournament team at the Oxford Subregional of the O'Reilly Auto Parts CBE Classic... Blocked a career-high-tying six shots, while adding 12 points vs. Saint Mary's (12-1-10)... Swatted a career-high-tying six shots, while adding 12 points vs. Saint Mary's (12-1-10)... Scored 20 points on 6-of-8 shooting and eight free throws vs. San Diego (12-11-10)... Became the third player in the nation at the time to post a 15-point, 15-rebound, 5-blocked shot game when he finished with 18 points, 15 rebounds and five blocks vs. Cal Poly (12-13-10)... Had 18 points and 15 rebounds vs. Cal Poly (12-13-10)... Also added a game-high five blocked shots vs. the Mustangs... Went for 18 points and 10 rebounds vs. UC Santa Barbara (12-18-10)... Had 18 points and 10 rebounds at TCU (1-5-11), while adding two assists, two blocks and two steals... Had a season-high 11 defensive rebounds and finished with a game-high 14 overall, while scoring 17 points at Utah (1-8-11)... Finished with a career-high-matching 16 rebounds and added 14 points in the win vs. UNLV (1-12-11)... Blocked a career-high six shots vs. Wyoming (1-29-11)... Posted 11 points and a game-high 14 rebounds vs. TCU (2-5-11)... Scored a season-high 22 points and made a career-high 10 free throws, and added four blocks vs. UNM (2-16-11)... Scored a game-high 20 points, 13 of which were in the second half, and had 13 rebounds at Air Force (2-19-11)... Grabbed 11 rebounds vs. No. 7 BYU (2-26-11)... His back-to-back 20-point efforts marked the first time he has accomplished the feat in his career... Was 6-for-9 from the field and 3-for-3 from the line en route to 15 points and 11 rebounds at Wyoming (3-1-11)... Nearly had a triple-double vs. Utah (3-10-11) in the quarterfinals of the MWC Championship with 13 points, 10 rebounds and a career-high eight rebounds... Led team in assists for second straight game (5) at UNLV (3-11-11) in the MWC semis... Also added 13 points, eight rebounds vs. the Runnin' Rebels... Played a career-high 45 minutes vs. Temple (3-19-11) in the third round of the NCAA Tournament and finished with 13 points, nine rebounds and four blocks, which tied the SDSU postseason tournament record... Finished the NCAA Regional Semifinal game vs. Connecticut

(3-24-11) with 13 points, eight rebounds and three assists.

As A Junior (2009-10 Season)

MWC Rankings: 2nd in blocks, 3rd in offensive rebounding, 3rd in field-goal percentage, 4th in rebounding, 4th in defensive rebounding, 9th in minutes played, 17th in scoring

NCAA Rankings: 101st in blocks, 118th in rebounding

All-MWC second team in his first season at SDSU... Played in all 34 games, and started 33 times, including 31 straight... Averaged 10.9 points, 7.6 rebounds and 2.3 assists to rank second on the team in all three categories... Blocked a team-best 52 shots in 31.3 minutes, which tied for the second-most minutes on the team... Shot 54.3 percent from the field, a mark that was second-best on the squad... Led the team in rebounding 13 times, in assists nine times and in scoring eight times... Logged 17 double-figure scoring efforts... Finished the season with 10 career double-doubles and four in 2009-10... Had two 20-point, 10-rebound games... In 66 career games, he has 18 double-digit rebound games, with seven coming in 2009-10... Had a team-best four 20-point scoring games and has seven in his career... Had 15 games with multiple blocked shots and had at least one block in 25 of the final 30 games... Made 10-of-11 field goals against Northern Arizona (11-28-09), the third-best shooting performance from the field during the Steve Fisher era... Posted his first double-double of the season with 21 points and 10 rebounds in 27 minutes against Northern Arizona (11-28-09)... Picked up 10 rebounds at San Diego (12-2-09)... Had 15 points and three assists at UCSB (12-5-09)... Finished with 10 rebounds at Arizona State (12-19-09)... Blocked a career-high-tying six shots vs. UCR (12-29-09)... Posted a game-high 18 points and a season-high 15 rebounds vs. New Mexico (1-5-10)... He and Kawhi Leonard (23 pts., 18 rebs. vs. CSUF) became the fourth pair of teammates to post an 18-point, 15-rebound game in 2009-10, according to ESPN.com following the contest... Went for 14 points and seven rebounds at Wyoming (1-9-10)... Finished with 12 points and seven rebounds at UNLV (1-13-10)... Posted a career-high six assists vs. TCU (1-16-10)... Scored a game-high 23 points and pulled down a game-high 13 rebounds at Utah (1-19-10)... Earned game-high honors with 13 rebounds at Colorado State (1-30-10)... Registered his fourth double-double of the season with 10 points and a game-high 12 boards vs. Air Force (2-2-10)... Finished with 10 points and seven rebounds at No. 15/23 New Mexico (2-6-10)... Set a career high with 28 points (19 in the first half) on a career-

high 10 field goals vs. Utah (2-20-10)... Had 13 points and two blocks vs. No. 13/11 Brigham Young (2-24-10)... Posted game-high numbers of 18 points and nine rebounds at Air Force (3-6-10)... Led the team with 15 points, four assists and three blocks vs. Colorado State (3-11-10) in the MWC quarters... Finished with seven points, seven rebounds and four assists at UNLV (3-12-10) in the MWC title game... Filled the stat sheet with eight points, four rebounds, a game-high four assists and two blocks vs. No. 15/14 Tennessee (3-18-10) in the first round of the NCAA Tournament.

As A Sophomore at San Diego City College (2008-09 Season)

Spent his sophomore season at San Diego City College... Ended his year as SDCC's team leader in points (21.1), rebounds (12.9), blocks (3.8), field-goal percentage (60.6) and free throws (178)... Was the 2009 California Community College Athletic Association Co-MVP and the Pacific Coast Conference Player of the Year while helping San Diego City to a 28-5 record and to the CCCAA quarterfinals... Scored in double figures all but once... Had 42 points and 22 rebounds vs. Canyons and scored 30 or more points five times.

As A Freshman at Pepperdine (2007-08 Season)

Averaged a team-best 8.8 rebounds and 2.0 blocks and was Pepperdine's second-leading scorer at 12.5 points, while shooting 51.4 percent from the field... He played in all 32 games, made a team-high 28 starts and averaged a team-high 30.2 minutes... Produced 22 double-figure scoring games and 12 outings with 10 or more rebounds... Had six double-doubles and three 20-point scoring efforts... Scored a season-high 22 points and had eight rebounds at Oregon (11-10-07) in his first-ever game... Put up 20 points and a career-high 16 rebounds vs. Long Beach State (11-21-07)... Blocked a career-best six shots vs. San Diego (2-4-08)... Had one stretch where he scored in double figures in 12 straight games and at least 11 rebounds in four.

High School

Attended Crawford High... In his final season, he averaged 13.2 points, 12.8 rebounds and 5.3 blocks in helping Crawford to a section title... In two seasons at Crawford, he blocked 215 shots to rank seventh all-time in CIF San Diego Section history and had 168 in 2005-06.

Personal

Full name is Malcolm Iseiah Thomas... Born Nov. 8, 1988, in Columbia, Mo.... Son of Lori Dawson... Has three siblings... A social science major.

► Malcolm Thomas' Career Statistics

Year	G-GS	Min.-Avg.	FG-FGA	Pct.	3P-3PA	Pct.	FT-FTA	Pct.	OR	DR	Reb	Avg.	PF-D	AT	TO	BS	ST	Pts	Avg.
2007-08*	32-28	967-30.2	148-288	.514	0-0	.000	105-183	.574	99	182	281	8.8	79-2	50	90	64	20	401	12.5
2009-10	34-33	1063-31.3	140-258	.543	2-5	.400	88-167	.527	90	170	260	7.6	73-1	77	66	52	29	370	10.9
2010-11	37-37	1126-30.4	158-295	.536	2-12	.167	104-162	.642	108	193	301	8.1	84-1	84	77	75	18	422	11.4
Totals	103-98	3156-30.6	446-841	.530	4-17	.235	297-512	.580	297	545	842	8.2	236-4	211	233	191	67	1193	11.6

* at Pepperdine

Departed Letterwinners

2011 NCAA SWEET 16 ► BACK-TO-BACK MOUNTAIN WEST CONFERENCE CHAMPIONS



Billy White

Jersey No. 32

Forward, Ht. 6-8, Wt. 235

High School: Green Valley High (Henderson, Nev.)

Birthdate: Jan. 26, 1989 (Las Vegas, Nev.)

SDSU Letters (4): 2007-08, 2008-09, 2009-10, 2010-11

One of the most athletic players to ever compete at SDSU... Never shot below 56 percent from the field and leaves as the school's all-time leader in career field-goal percentage (.600).

At San Diego State

Played in 134 games, while making 124 starts... Became the 25th member, and the 17th in the Division I era, to score 1,000 career points (1,294)... Produced 64 double-digit scoring games and eight double-figure rebounding performances... Registered five career double-doubles, including three in his last four games... Led the team in scoring and rebounding 21 times... SDSU Division I career rankings: first in field-goal percentage, first in games started, second in games played, fourth in field goals, fifth in points, fifth in steals, sixth in blocks, sixth in minutes played, 10th in rebounds, 11th in field goal attempts, 15th in free throws and 16th in free throws attempted.

As A Senior (2010-11 Season)

MWC Rankings: 9th in blocks, 9th in offensive rebounds, 20th in rebounding

Honorable mention all-MWC and MWC all-tournament team choice... Ended his career by scoring in double figures in seven straight games and it included three consecutive double-doubles, marking the first time he had ever accomplished the feat... Over his last 13 games, he shot 81.4 percent from the free-throw line (35-43)... Reached double figures in scoring 19 times, including three 20-point efforts, and in rebounding three times... Led the team in scoring six times, in rebounding three times and in assists four times... Shot 56.18 percent from the field, a mark that ranks 16th in SDSU Division I single-season history... Scored a career-high 30 points on a personal-best 14 field goals and grabbed nine rebounds at No. 11/12 Gonzaga... Went off for a game-high 24 points and scored nine points during a key 14-0 second-half run, which covered 71 seconds, vs. Wichita State (12-4-10)... Had a team- and career-best four assists and added 10 points at California (12-8-10)... Scored 10 points, while knocking down a career-high two three-pointers, vs. UNLV (1-12-

11)... Blocked a season-high three shots at New Mexico (1-15-11)... Made a career-high two three-point field goals to finish with 12 points vs. Air Force (1-19-11)... Scored a game-high 19 points on a career-high nine free throws (9-10) vs. TCU (2-5-11)... Scored a game-high 15 points vs. Utah (2-8-11)... Finished with 13 points (6-6 FG), five rebounds and a season-high three blocks vs. Colorado State (3-5-11)... Nearly posted a double-double vs. Utah in the MWC quarterfinals vs. Utah (3-10-11) with 11 points and nine rebounds... Had 12 points in the MWC semifinal win at UNLV (3-11-11)... Posted his first double-double of the season vs. No. 8/8 BYU (3-12-11) in the MWC title game with a team-high 21 points and 12 rebounds; added a career-high five steals... Put up another double-double vs. Northern Colorado (3-17-11) in the second round of the NCAA Tournament with 12 points and a career-high 13 rebounds... Had a team-high 16 points and a career-high 13 rebounds vs. Temple (3-19-11) in the third round of the NCAAAs... Scored 14 points in the NCAA regional semifinals vs. Connecticut (3-24-11).

As A Junior (2009-10 Season)

MWC Rankings: 1st in field goal percentage, 9th in offensive rebounding, 16th in scoring, 19th in rebounding

Honorable mention all-MWC... MWC all-tournament team pick... Scored in double figures 17 times and had done so a career-best nine consecutive games dating back to 2008-09 until it was broken at San Diego (12-2-09)... Posted three 20-point outings, the second most on the team... Made a career-best 12 straight free-throw attempts (broken at USD)... Led the team in scoring eight times... Was the team's leading rebounder on three occasions... Recorded 14 points and a career-high-tying four assists vs. CS Fullerton (12-9-09)... Pulled down 10 rebounds at Arizona State (12-19-09)... Went for 16 points and nine rebounds at Drake (12-22-09)... Posted a game-high 13 points vs. UC Riverside (12-29-09)... Put up 16 points vs. TCU (1-16-10)... Recorded a career-high five steals vs. BYU (1-23-10)... Made a career-high nine free throws en route to a game-high 19

points vs. No. 23/25 UNLV (2-13-10)... Went for 17 points and a game-high nine rebounds at TCU (2-16-10)... Finished with 11 points, a team-high six rebounds, a career-high four assists and a season-best two blocked shots at No. 13/11 BYU (2-24-10)... Scored a team-best 15 points (6-11 FG) vs. CSU (3-11-10) in the MWC quarters... Lit up No. 8/8 New Mexico (3-12-10) with 28 points (11-14 FG, 1-1 3FG, 5-5 FT) in the MWC semis.

As A Sophomore (2008-09 Season)

MWC Rankings: 1st in field goal percentage, 7th in blocked shots

All-MWC honorable mention... Team leader in blocks... Scored in double figures 13 times... Led the team in scoring and rebounding five times apiece... Recorded 12 points vs. No. 15 Arizona State (11-18-08)... Tallied 12 points in the championship game of the Great Alaska Shootout vs. Hampton (11-29-08)... Had 16 points and eight rebounds at Wyoming (1-14-09)... Scored a game-high 15 points and added a career-high four assists vs. Air Force (2-7-09)... Had a perfect shooting night vs. Wyoming (2-14-09) after going 12-for-12 from the field en route to 24 points and establishing a new school and MWC record... Also contributed a game- and season-high eight rebounds, a career-high four blocked shots and two steals against the Cowboys... Suffered a sprained right knee in the opening minute at New Mexico (2-21-09) and did not return... Returned from injury vs. UNLV (3-7-09) and connected on his only field goal to extend his consecutive field-goals made streak to 20... Made his first two field goal attempts at UNLV in the MWC quarterfinals (3-12-09) to run his consecutive field-goals streak to 22 before missing on his third attempt of the game... Had 15 points and three blocks vs. Kansas State (3-20-09) in the second round of the NIT... Led the team in scoring with 17 points and recorded four rebounds vs. Saint Mary's (3-25-09) in the quarterfinals of the NIT.

As A Freshman (2007-08 Season)

MWC Rankings: 1st in offensive rebounds, 7th in steals, 9th in rebounding, 19th in minutes played

Named MWC freshman of the year, while garnering third-team all-league honors... Became the first freshman in MWC history to earn player of the week honors twice in a season... Made a starter in just his fourth game... Led the team in blocked shots, steals and field-goal percentage... Led all MWC freshmen in scoring and rebounding average... His field-goal percentage was the best in a single season in SDSU's Division I history... Landed in the top 10 in multiple cat-

egories on the school's Division I era freshman season records list, including first in field-goal percentage, third in minutes played, fourth in rebounds, steals and blocks, sixth in rebound average, seventh in field goals and ninth in points... Scored in double figures on 14 occasions and added two double-digit rebounding games, giving him a pair of double-doubles for the season... Led the team in scoring twice and in rebounding 10 times... In his first game, he had 13 points and seven rebounds vs. Liberty (11-9-07)... Started his first career game vs. UCSD (11-17-07) and posted 20 points... Recorded 13 points and added team highs of eight rebounds and four assists vs. Western Michigan (12-1-07)... Had a 17-point effort vs. Navy (12-17-07)... Scored 12 points, including the game-tying and game-winning baskets in the overtime victory over Sam Houston State (12-28-07)... Notched his first career double-double with 17 points and 10 rebounds, and had a career-high four blocks at Colorado State (1-29-08)... Had a game-high 19 points and 12 rebounds at Wyoming (2-19-08)... Recorded 15 points, eight rebounds, three steals and a career-high tying four blocks vs. BYU (2-23-08)... Had 16 points and seven rebounds vs. CSU (3-1-08).

High School

Finished his senior year as the Southeast League's Sunrise Region MVP... Averaged 20.7 points, 14.0 rebounds, 3.4 assists and 2.3 blocks as a senior... In the postseason he averaged 24.0 points and 17.8 rebounds in five games... Was named a Nevada Class 4A all-state first-team selection... Guided his team to a No. 6 state ranking according to MaxPreps.com after Green Valley finished at 22-7 overall (11-3 Sunrise - Southeast League) and appeared in the state tournament... Was a three-time MVP... As a junior, he led the Gators to a No. 19 state ranking in the final MaxPreps.com poll... Averaged 12.4 points, 8.0 rebounds, 7.8 assists and 4.0 blocks, and as a sophomore averaged 17.0 points, 9.0 rebounds and 3.0 blocks... A "high-level athlete," the 38th-best small forward in the nation and the No. 130 player in America by Rivals.com... Scout.com described White as a three-star, high-major recruit, who is an explosive, versatile lefty that can play away from the basket or post up smaller players... Considered Arizona, Kentucky, LSU, Memphis, USC, UCLA, UNLV and Washington before signing with SDSU.

Personal

Full name is Billy Roy White... Born Jan. 26, 1989, in Las Vegas, Nev... Son of Chanta White... Studied social science.

► Billy White's Career Statistics

Year	G-GS	Min.-Avg.	FG-FGA	Pct.	3P-3PA	Pct.	FT-FTA	Pct.	OR	DR	Reb	Avg.	PF-D	AT	TO	BS	ST	Pts	Avg.
2007-08	33-28	946-28.7	118-192	.615	0-2	.000	43-67	.642	74	121	195	5.9	105-5	34	53	25	47	279	8.5
2008-09	33-30	746-22.6	124-187	.663	0-1	.000	44-66	.667	53	73	126	3.8	79-2	26	43	26	31	292	8.8
2009-10	32-30	883-27.6	137-235	.583	6-21	.286	74-117	.632	65	71	136	4.3	79-2	44	67	24	33	354	11.1
2010-11	36-36	957-26.6	150-267	.562	9-26	.346	60-82	.732	69	88	157	4.4	103-3	57	59	27	38	369	10.3
Totals	134-124	3532-26.4	529-881	.600	15-50	.300	221-332	.666	261	353	614	4.6	366-12	161	222	102	149	1294	9.7

2010-11 Recaps

2011 NCAA SWEET 16 ▶ BACK-TO-BACK MOUNTAIN WEST CONFERENCE CHAMPIONS



2010-11 RECAPS ◀ REVIEW



Game 1

**#25/- San Diego State 81
Long Beach State 65**
Nov. 13, 2010 ♦ Long Beach, Calif.
Walter Pyramid ♦ Att.: 5,143

LONG BEACH, Calif. - No. 25 San Diego State went on the road and defeated Long Beach State, 81-65, to open the 2010-11 season before a Walter Pyramid-record 5,143 fans.

The Aztecs used three consecutive three-pointers from James Rahon with just over nine minutes to play in the second half to pull away from the 49ers.

San Diego State was nursing a 56-55 lead in a back-and-forth affair when Rahon caught fire. The newcomer knocked in his first three-pointer with 9:01 left in regulation and his teammates found him on the next two trips and were rewarded with two more threes, the last of which gave the Aztecs a 65-55 cushion with 6:49 remaining.

Long Beach State tried to rally and used an 8-1 run after Rahon's third three-point field goal to cut the lead to four, but the Aztecs proved to be too much down the stretch and emerged with the win.

In the first half, the 49ers raced to a 16-9 lead in the first seven minutes of the game. The Aztecs, however, hung around and eventually took an eight-point lead with 3:51 left before the half. Then in the final two minutes, LBSU closed the half on a 7-0 run and forced the Aztecs into three missed three-point field goals and a turnover as the period ended in a 42-42 tie.

Kawhi Leonard led all players with 21 points and 12 rebounds, all of which came in the second half. In comparison, the 49ers only had 16 rebounds themselves in the second period. D.J. Gay added 20 points, while Rahon finished with 14 points off the bench. Malcolm Thomas ended with 10 boards and a career-high matching six assists.

SDSU	MP	FG	3FG	FT	R	F	A	TO	B	S	TP
Thomas	*31	4-10	0-1	1-2	10	3	6	3	1	0	9
Leonard	*37	9-17	0-3	3-3	12	2	3	1	1	2	21
White	*26	3-5	0-0	0-0	6	3	3	1	1	2	6
Tapley	*18	5-7	1-3	0-0	2	1	1	1	0	0	11
Gay	*37	7-11	4-5	2-2	3	2	3	4	0	0	20
Franklin, L.	2	0-0	0-0	0-0	0	0	0	0	0	0	0
Carlwell	2	0-0	0-0	0-0	1	0	0	0	0	0	0
Shelton	13	0-5	0-4	0-0	2	1	1	1	0	1	0
Rahon	27	5-8	4-7	0-0	4	2	0	0	0	0	14
Cheriet	7	0-2	0-2	0-0	1	2	1	1	0	1	0
Team					3						
Totals	200	33-65	9-25	6-7	44	16	18	12	3	6	81

LBSU	MP	FG	3FG	FT	R	F	A	TO	B	S	TP
Phelps	*36	2-7	0-1	5-8	6	0	0	1	0	0	9
Robinson	*35	8-16	1-2	2-2	9	4	1	2	0	1	19
Plater	*33	4-13	1-0	4	1	4	0	0	0	0	10
Anderson	*37	1-8	1-5	3-6	4	3	4	2	0	2	6
Ware	*34	7-14	1-3	0-1	5	0	2	4	0	3	15
Wilson	16	2-6	0-1	2-2	4	2	0	0	0	0	6
Dervisevic	9	0-0	0-0	0-0	0	1	0	0	0	0	0
Team					2						
Totals	200	24-64	5-23	12-19	34	11	11	9	0	6	65

Halftime: San Diego State 42, Long Beach State 42. **FG%:** San Diego State 50.8, Long Beach State 37.5. **3FG%:** San Diego State 36.0, Long Beach State 21.7. **FT%:** San Diego State 85.7, Long Beach State 63.2. **Officials:** David Hall, Randy McCall, Rick Batsell. **Technical:** None.



Game 2

**#25/- San Diego State 79
#11/12 Gonzaga 76**
Nov. 16, 2010 ♦ Spokane, Wash.
McCarthy Athletic Center ♦ Att.: 6,000

SPOKANE, Wash. - No. 25 San Diego State used a career-high 30-point effort from Billy White and trailed for only a 14-second stretch early in the second half to defeat No. 11/12 Gonzaga at the McCarthy Athletic Center.

The Aztecs became just the fifth team to defeat the Bulldogs in 82 games at "The Kennel." The victory snapped a 33-game road losing streak to teams ranked in the AP Top 25 and marked the highest ranked team the Aztecs have defeated on the road.

San Diego State scored the first basket of the night and was able to keep the Zags at arm's length for much of the first half. The Aztec lead swelled to 10 with 6:20 remaining in the half, but the Bulldogs crept to within five, 42-37, at the halftime buzzer.

A 7-0 Gonzaga run to start the second half gave the Bulldogs a brief two-point lead, but D.J. Gay answered 11 seconds later with a three to help SDSU reclaim the lead.

Minutes later, White caught fire and scored 11 straight points in a 2:51 span to keep GU in a seven-point hole with 9:40 left in regulation.

Gonzaga, led by Steven Gray's career-high 35 points, trailed 77-76 with 23 seconds on the clock. Following two Kawhi Leonard free throws, Gray turned the ball over and the Zags fouled Chase Tapley, who missed the front end of a bonus situation. After securing the rebound, Gray had a chance to tie the game with a halfcourt shot, but it was well short and the Aztecs emerged with the decision.

SDSU	MP	FG	3FG	FT	R	F	A	TO	B	S	TP
Thomas	*19	0-3	0-0	0-0	1	5	1	2	0	1	0
Leonard	*33	7-20	0-3	4-5	12	3	3	0	1	2	18
White	*32	14-18	2-2	0-2	9	4	1	4	0	2	30
Tapley	*22	0-2	0-1	0-1	3	2	0	3	0	1	0
Gay	*38	3-7	1-3	2-4	0	1	3	3	0	1	9
Franklin, L.	0+	0-0	0-0	0-0	0	1	0	0	0	0	0
Carlwell	14	3-7	0-2	2-3	2	2	2	0	0	1	8
Shelton	11	1-2	0-0	0-0	1	4	0	1	0	0	2
Rahon	29	5-6	2-2	0-0	4	2	2	1	0	1	12
Cheriet	2	0-0	0-0	0-0	1	0	0	1	0	0	0
Team					6						
Totals	200	33-65	5-13	8-15	39	24	12	16	1	9	79

GU	MP	FG	3FG	FT	R	F	A	TO	B	S	TP
Olynyk	*21	2-3	0-1	1-2	4	4	1	4	0	0	5
Harris	*31	1-4	0-0	3-5	3	2	0	0	0	1	5
Sacre	*31	4-8	0-0	5-6	11	2	0	4	1	0	13
Goodson	*31	3-9	1-4	2-3	1	1	4	0	0	1	9
Gray	*40	12-23	2-10	9-10	3	3	5	6	0	2	35
Carter	3	0-2	0-1	0-0	0	0	0	0	0	0	0
Arop	8	0-0	0-0	0-0	1	1	0	0	0	2	0
Moeninghoff	22	2-2	1-1	1-1	0	0	0	0	0	0	6
Keita	0+	0-0	0-0	0-0	0	0	0	0	0	0	0
Hart	1	0-0	0-0	0-0	0	2	0	0	0	0	0
Dower	12	1-1	1-1	0-0	3	2	0	0	1	1	3
Team					3						
Totals	200	25-52	5-18	21-27	29	17	10	14	2	7	76

Halftime: San Diego State 42, Gonzaga 37. **FG%:** San Diego State 50.8, Gonzaga 48.1. **3FG%:** San Diego State 38.5, Gonzaga 27.8. **FT%:** Gonzaga 77.8, San Diego State 53.3. **Officials:** Mark Reischling, Frank Harvey, Mike Scyphers. **Technical:** None.



Game 3

**#25/- San Diego State 79
Green Bay 70**
Nov. 19, 2010 ♦ Oxford, Ohio
Millett Hall ♦ Att.: 2,117

OXFORD, Ohio - No. 25 San Diego State overcame a sluggish start and rallied to defeat Green Bay, 79-70, at the Oxford Subregional of the O'Reilly Auto Parts CBE Classic.

The Aztecs found themselves down 22 points (28-6) with 11:15 to go in the first half before emerging with the nine-point win. The rally was the largest winning comeback of the Steve Fisher era.

Green Bay scored the first four points of the game and used a swarming defense down low to create problems for SDSU. Couple that with the fact the Phoenix hit four of seven three-pointers and went 10-of-12 from the line in the first half resulted in the Aztecs trailing by 22 early.

With a daunting task ahead of it, San Diego State continually pounded the ball inside and fought their way back into the game. At halftime, the Aztecs trailed, 38-33.

SDSU opened the second half on an 8-0 run, all of which were scored in the paint, and took a 41-38 lead and an advantage it would not relinquish.

Down the stretch, the Phoenix cut the SDSU lead to three, but the Aztecs went on a 12-5 run to enjoy its first 10-point lead of the game with 1:52 left in regulation. Green Bay got to within 76-70 with 31 seconds left, but three Kawhi Leonard free throws iced the outcome for SDSU.

Leonard led all players with 23 points and 10 rebounds and was joined in the frontcourt by Malcolm Thomas, who finished with 12 points, eight boards and three assists. Chase Tapley, meanwhile, chipped in 14 points and three assists.

GB was led by Rahmon Fletcher's 18 points.

GB	MP	FG	3FG	FT	R	F	A	TO	B	S	TP
Snyder	*25	6-10	2-4	3-3	3	4	1	0	2	0	17
Brown	*19	3-5	0-0	3-4	3	5	0	2	1	0	9
Perine	*33	3-14	2-4	3-5	4	0	4	2	0	0	11
Baker	*29	3-10	1-1	2-2	6	3	2	2	0	2	9
Fletcher	*36	6-15	1-4	5-6	2	2	3	2	0	4	18
Turner	15	2-5	0-0	2-2	2	5	0	2	1	0	4
Evans	23	0-1	0-1	0-0	1	4	2	1	0	0	0
Lesage	16	1-3	0-0	0-0	4	3	0	0	0	0	2
Heuer	4	0-1	0-1	0-0	0	2	0	0	0	0	0
Team					5						
Totals	200	24-64	6-15	16-20	30	28	12	11	4	6	70

SDSU	MP	FG	3FG	FT	R	F	A	TO	B	S	TP
Thomas	*32	4-6	0-0	4-10	8	2	3	5	2	0	12
Leonard	*36	7-9	0-0	9-14	10	2	2	2	0	1	23
White	*19	3-7	0-1	0-0	3	3	2	2	1	0	6
Tapley	*29	6-9	0-2	2-3	0	2	3	1	0	1	14
Gay	*33	3-7	0-2	1-3	6	2	1	2	0	2	7
Franklin, L.	1	0-0	0-0	0-0	0	0	0	1	0	0	0
Carlwell	8	2-3	0-0	1-2	3	1	0	0	1	0	5
Shelton	15	3-4	0-0	2-2	3	2	1	1	0	0	8
Rahon	21	1-2	0-1	0-0	1	3	0	0	0	0	2
Cheriet	6	0-1	0-1	2-2	1	1	0	1	0	0	2
Team					5						
Totals	200	29-48	0-7	21-36	40	18	12	15	4	4	79

Halftime: Green Bay 38, San Diego State 33. **FG%:** San Diego State 60.4, Green Bay 37.5. **3FG%:** Green Bay 40.0, San Diego State 00.0. **FT%:** Green Bay 80.0, San Diego State 58.3. **Officials:** Lamont Simpson, Larry Sciroto, Donnie Eppley. **Technical:** Green Bay - Team.

2010-11 Recaps



2011 NCAA SWEET 16 ▶ BACK-TO-BACK MOUNTAIN WEST CONFERENCE CHAMPIONS



Game 4

#25/- San Diego State 61
IUPUI 46

Nov. 21, 2010 ♦ Oxford, Ohio
Millett Hall ♦ Att.: 1,863

OXFORD, Ohio - No. 25 SDSU overcame a slow start for a second straight game, used a suffocating defense in the second half and ultimately erased a seven-point deficit to defeat IUPUI, 61-46, in the Oxford Subregional of the O'Reilly Auto Parts CBE Classic.

The Aztecs fell behind, 11-4, in the first five minutes of the game and chipped away at the Jaguar lead before finally taking a 20-19 lead with 3:50 left in the opening half. IUPUI, however, scored the last three points of the half and carried a 23-20 lead into the locker room.

The first seven minutes of the second half was a back-and-forth affair. A long-range jumper by James Rahon and a three by Rahon on consecutive possessions kickstarted the Aztecs, which led to a 15-0 run and a 48-36 lead with 9:33 remaining.

IUPUI cut the SDSU lead to eight points with 7:31 left on the clock, but eight straight points by Billy White and two three-pointers from Kawhi Leonard, who made all four three-point attempts in the second half, helped the Aztecs run away with the 15-point win.

Leonard finished with a game-high 20 points and 10 rebounds to post his fourth double-double in as many games this season. The sophomore, who entered the game 0-for-6 from three-point distance for the season, went 4-for-5 from behind the arc. The four threes were a career best. White, meanwhile, recorded 14 points and six rebounds. Chase Tapley added nine points and a career-high tying four steals.

SDSU	MP	FG	3FG	FT	R	F	A	T	O	B	S	TP
Thomas	*26	2-5	0-0	0-0	3	4	0	1	1	0	4	
Leonard	*33	7-13	4-5	2-2	10	2	3	5	0	3	20	
White	*33	7-11	0-1	0-0	6	2	1	2	1	1	14	
Tapley	*22	4-6	0-1	1-1	2	2	1	2	0	4	9	
Gay	*33	2-7	2-6	0-0	1	0	4	0	0	0	6	
Franklin, L.	8	1-1	0-0	1-1	1	0	1	1	0	0	3	
Carlwell	14	0-0	0-0	0-0	2	1	0	0	0	0	0	
Rahon	20	2-6	1-4	0-0	0	5	1	1	0	0	5	
Franklin, J.	4	0-0	0-0	0-0	0	1	0	1	0	0	0	
Cheriet	7	0-1	0-0	0-0	0	1	0	1	0	0	0	
Team											2	
Totals	200	25-50	7-17	4-4	27	18	11	14	2	8	61	

IUPUI	MP	FG	3FG	FT	R	F	A	T	O	B	S	TP
Young	*36	4-11	1-4	3-5	5	2	1	4	1	3	12	
Patton	*26	5-7	2-2	0-0	2	3	0	2	1	1	12	
Nobles	*37	0-5	0-3	4-4	2	0	2	3	0	1	4	
Thomas	*38	4-6	1-1	0-0	2	0	2	4	0	1	9	
Ashworth	*31	1-2	1-2	0-0	3	2	2	1	0	0	3	
Rice	13	0-3	0-1	2-2	1	0	0	2	0	0	2	
Kitcoff	2	0-0	0-0	0-0	0	1	0	0	0	0	0	
Gibbs	14	1-2	0-0	1-2	0	0	0	1	0	1	3	
Siakam	3	0-0	0-0	1-2	0	0	0	0	0	0	1	
Team											3	
Totals	200	15-36	5-13	11-15	18	8	7	17	2	7	46	

Halftime: IUPUI 23, San Diego State 20. **FG%:** San Diego State 50.0, IUPUI 41.7. **3FG%:** San Diego State 41.2, IUPUI 38.5. **FT%:** San Diego State 100.0, IUPUI 73.3. **Officials:** Terry Wymer, Bo Boroski, Bill Ek. **Technical:** None.



Game 5

#18/22 San Diego State 77
Miami (Ohio) 56

Nov. 22, 2010 ♦ Oxford, Ohio
Millett Hall ♦ Att.: 1,858

OXFORD, Ohio - No. 18 San Diego State, debuting at No. 22 in the USA Today/ESPN Coaches' poll for the first-time ever, used a pair of stifling runs to defeat Miami (Ohio) on its homecourt, 77-56, in the final game of the CBE Classic Oxford Subregional.

For the third time in three games, the Aztecs faced a first-half deficit, this time a 17-6 hole not even seven minutes into the contest. But like the first two games in Oxford, SDSU battled back by scoring 16 unanswered points and ultimately went on a 25-2 run to take a 39-34 lead into halftime.

After Miami (Ohio) scored the first five points of the second period to knot the score at 39, San Diego State proceeded to go on a 25-0 run to put the game out of reach. During its scoring spree, SDSU held the RedHawks off the scoreboard for 12:35. The Aztecs' lead eventually swelled to 28 points before settling for the 21-point victory.

D.J. Gay led all players with 19 points and four assists, while backcourt teammate James Rahon came off the bench to contribute 15 points and a career-high three steals. In the frontcourt, Kawhi Leonard had 12 points and 13 rebounds, and Malcolm Thomas added 16 points and six rebounds.

At the conclusion of the game, Thomas was named to the all-tournament team and Leonard was named the subregional's most valuable player.

SDSU	MP	FG	3FG	FT	R	F	A	T	O	B	S	TP
Thomas	*25	6-10	0-0	4-4	6	3	0	4	1	0	16	
Leonard	*33	4-11	0-1	4-6	13	2	4	1	1	0	12	
White	*11	1-2	0-0	0-0	1	3	0	1	0	0	2	
Tapley	*18	2-5	0-2	0-0	1	2	1	2	0	1	4	
Gay	*35	7-11	4-6	1-2	3	1	4	2	1	1	19	
Franklin, L.	4	0-0	0-0	0-0	0	0	1	0	0	0	0	
Carlwell	16	2-2	0-0	0-0	2	1	0	1	1	0	4	
Shelton	20	1-6	1-3	0-0	2	0	1	0	0	2	3	
Rahon	26	5-7	2-3	3-4	2	2	2	1	0	3	15	
Franklin, J.	3	0-1	0-1	0-0	0	1	0	0	0	0	0	
Cheriet	9	0-1	0-0	2-2	0	1	0	0	0	0	2	
Team											3	
Totals	200	28-56	7-16	14-18	33	16	13	12	4	7	77	

MU	MP	FG	3FG	FT	R	F	A	T	O	B	S	TP
Mavunga	*30	2-6	1-3	0-0	7	3	4	4	1	0	5	
Winbush	*35	4-11	2-5	2-2	6	2	1	1	0	1	12	
Ballard	*25	2-5	0-0	0-0	2	0	1	1	0	1	4	
Rollins	*33	0-4	0-1	2-2	2	2	1	4	0	1	2	
Williams	*20	1-4	0-2	4-5	1	2	0	3	0	0	6	
Sewell	5	1-1	1-1	1-2	0	0	0	0	0	0	4	
Roberts	19	3-7	1-3	2-2	1	3	0	5	0	0	9	
Mock	1	0-0	0-0	0-0	0	0	0	0	0	0	0	
McHenry	6	3-5	3-5	0-0	0	0	1	0	0	0	9	
Harris	11	1-3	0-1	0-0	2	0	0	0	0	0	2	
Thomas	1	0-0	0-0	0-0	0	0	0	0	0	0	0	
McGhee	11	0-2	0-0	1-2	3	2	0	0	1	0	1	
Legarza	3	1-1	0-0	0-0	0	2	0	1	0	0	2	
Team											7	
Totals	200	18-49	8-21	12-15	31	17	8	19	2	3	56	

Halftime: San Diego State 39, Miami (Ohio) 34. **FG%:** San Diego State 50.0, Miami (Ohio) 36.7. **3FG%:** San Diego State 43.8, Miami (Ohio) 38.1. **FT%:** Miami (Ohio) 80.0, San Diego State 77.8. **Officials:** Terry Wymer, Lamont Simpson, Donnie Eppley. **Technical:** Miami - Team.



Game 6

#18/22 San Diego State 88
San Diego Christian 69

Nov. 26, 2010 ♦ San Diego, Calif.
Viejas Arena ♦ Att.: 5,674

SAN DIEGO - Following six straight games away from Viejas Arena to start the season, San Diego State returned home and defeated San Diego Christian, 88-69, on a night the school unveiled its 2010 MWC tournament championship banner.

The victory was the sixth straight in as many games this season for SDSU and the 16th consecutive at home vs. non-conference foes, which tied the school record.

The Aztecs struck first with a layup by Malcolm Thomas and the tone for the night was set as San Diego State never looked back and ended up scoring 60 of its 88 points in the painted area.

Despite being outscored by 40 in the paint, San Diego Christian was up to the task vs. the Aztecs. The Hawks trailed by one with 7:19 to play in the first half and were behind 29-25 as late as 5:28 remaining the opening period before SDSU closed with a 15-9 run to take a 44-34 lead at halftime.

SDCC got as close as nine in the opening minutes of the second half, but San Diego State scored eight straight points in the paint to extend its lead to 17 (54-37) and cruised to victory.

Eleven Aztecs saw action and all 11 scored. Sophomore Kawhi Leonard and Chase Tapley each scored 14 points apiece to lead San Diego State, and Billy White contributed 10. The trio combined to shoot 17-27 from the floor on an evening where SDSU shot 60.3 percent from the field.

Aaron Felix led all players with 21 points and Tyler Mutton added 19 for the Hawks.

SDCC	MP	FG	3FG	FT	R	F	A	T	O	B	S	TP
Sanders	*34	2-6	0-1	2-2	7	1	4	1	1	0	6	
Asaciovas	*18	2-4	1-2	0-0	0	2	2	4	0	2	5	
Patterson	*25	2-5	1-2	0-0	1	0	0	0	0	1	5	
Felix	*33	6-19	4-11	5-5	1	1	5	2	0	0	21	
Mutton	*33	7-13	3-6	2-2	1	2	2	1	0	1	19	
Spoelstra	2	0-1	0-1	0-0	1	0	0	0	0	0	0	
Bartz	2	0-0	0-0	0-0	0	0	0	0	0	0	0	
Starr	22	3-6	1-4	0-0	1	0	1	0	0	1	7	
Mylleville	18	2-4	0-1	0-0	6	1	2	3	0	0	4	
Koenig	13	1-1	0-0	0-0	3	1	1	0	0	0	2	
Team											1	
Totals	200	25-59	10-28	9-9	22	8	17	12	1	5	69	

SDSU	MP	FG	3FG	FT	R	F	A	T	O	B	S	TP
Thomas	*18	4-5	0-0	1-2	8	1	3	2	1	1	9	
Leonard	*23	6-12	2-4	0-0	6	0	0	0	0	1	14	
White	*19	5-6	0-0	0-0	3	1	1	1	0	1	10	
Tapley	*22	6-9	2-3	0-0	3	1	1	4	0	1	14	
Gay	*20	2-4	0-2	1-2	1	1	5	0	0	2	5	
Williams	8	1-3	0-1	0-0	4	1	0	0	0	0	2	
Franklin, L.	20	3-6	1-1	2-2	2	1	6	3	0	0	9	
Carlwell	17	3-4	0-0	0-1	1	0	0	1	2	0	6	
Rahon	23	3-7	2-2	0-1	3	1	3	0	0	0	8	
Franklin, J.	12	2-3	0-0	0-2	1	1	0	0	1	0	4	
Cheriet	18	3-4	1-2	0-0	3	2	0	1	0	0	7	
Team											2	
Totals	200	38-63	8-15	4-9	37	10	19	12	4	6	88	

Halftime: San Diego State 44, San Diego Christian 34. **FG%:** San Diego State 60.3, San Diego Christian 42.4. **3FG%:** San Diego State 53.3, San Diego Christian 35.7. **FT%:** San Diego Christian 100.0, San Diego State 44.4. **Officials:** Bill Gracey, Frank Harvey III, Chris Rastatter. **Technical:** None.

2010-11 Recaps

2011 NCAA SWEET 16 ► BACK-TO-BACK MOUNTAIN WEST CONFERENCE CHAMPIONS



2010-11 RECAPS ◀ REVIEW



Game 7

#17/19 San Diego State 69
Saint Mary's 55

Dec. 1, 2010 ♦ San Diego, Calif.
Viejas Arena ♦ Att.: 12,414

SAN DIEGO - No. 17/19 San Diego State used a balanced offensive attack and smothering defense to defeat Saint Mary's at a sold-out Viejas Arena.

The Aztecs trailed 2-0 for just 23 seconds before rattling off 14 consecutive points behind three-pointers from Billy White and D.J. Gay. Saint Mary's fought back and trailed just 23-19 with seven minutes remaining in the half. SDSU, however, closed the half on a 14-5 run behind the hot shooting of Chase Tapley, who scored 10 points during the run.

After trading baskets in the early stages of the second half, San Diego State used another big scoring run to push the lead to 20 points, 35-35, with 10 minutes to go in regulation. SMC wouldn't go down easily, as four Rob Jones three-pointers helped cut the SDSU lead to nine with 3:12 left in the contest.

Despite the SMC rally, the Aztecs had an answer for each Gael run. Gay hit a pair of tough jump shots down the stretch to help preserve the win. SDSU prevailed behind three different scoring runs where they outscored the Gaels a combined 33-0.

Chase Tapley led the Aztecs with 14 points, while Malcolm Thomas added 12 points to go with six rebounds and a career-high six blocks. Billy White and James Rahon added nine points apiece. In all, eight different Aztecs scored at least five points.

The Gaels were led by 17 points from Jones and 15 from Matthew Dellavedova, who also added five rebounds and four assists.

The capacity crowd marked the ninth in the history of Viejas Arena, and second against SMC. The first came during the 2009 NIT quarterfinals.

SMC	MP	FG	3FG	FT	R	F	A	T	O	B	S	TP
Steindl	*16	0-0	0-0	0-0	2	2	1	0	0	0	0	0
Jones	*35	6-13	5-10	0-0	4	3	1	4	1	3	17	
Walker II	*14	2-9	0-0	0-0	5	4	0	0	0	0	2	
Dellavedova	*40	6-11	3-5	0-0	5	1	4	5	0	0	15	
McConnell	*37	1-6	0-2	0-0	6	4	2	4	0	1	2	
Page	6	1-1	1-1	0-0	0	0	1	1	0	0	3	
Young	12	1-5	0-0	0-0	1	1	0	0	0	0	1	
Holt	21	1-2	0-0	1-2	4	2	0	1	0	1	3	
Williams	19	4-9	0-0	1-2	5	4	0	1	0	0	9	
Team					3							
Totals	200	22-56	9-18	2-4	35	19	9	16	1	5	55	

SDSU	MP	FG	3FG	FT	R	F	A	T	O	B	S	TP
Thomas	*28	5-8	0-0	2-5	6	2	1	3	6	1	12	
Leonard	*23	3-10	0-1	0-0	8	4	0	0	0	3	6	
White	*22	4-9	1-1	0-1	2	1	4	1	1	2	9	
Tapley	*27	6-9	2-3	0-0	5	0	0	0	1	1	14	
Gay	*40	3-10	1-5	1-1	3	0	3	1	0	1	8	
Franklin, L.	10	2-2	0-0	2-2	3	1	2	1	0	0	6	
Carlwell	12	2-2	1-1	0-0	2	0	0	1	2	0	5	
Shelton	18	0-5	0-1	0-0	3	1	0	1	0	0	0	
Rahon	20	2-5	0-1	5-6	1	0	0	1	0	1	9	
Team					2							
Totals	200	27-60	5-13	10-15	35	9	10	9	10	9	69	

Halftime: San Diego State 37, Saint Mary's 24. **FG%:** San Diego State 45.0, Saint Mary's 39.3. **3FG%:** Saint Mary's 50.0, San Diego State 38.5. **FT%:** San Diego State 66.7, Saint Mary's 50.0. **Officials:** Rick Batsell, Michael Irving, Mike Reed. **Technical:** Officials: None.



Game 8

#17/19 San Diego State 83
Wichita State 69

Dec. 4, 2010 ♦ San Diego, Calif.
Viejas Arena ♦ Att.: 12,414

SAN DIEGO - Billy White enjoyed a near flawless evening and the No. 17/19 Aztecs defeated Wichita State, 83-69, in the MWC-MVC Challenge in front of a sold-out crowd at Viejas Arena.

In 27 minutes, White scored a game-high 24 points on 10-of-12 shooting, four rebounds, two assists and two steals, and was a key figure in SDSU taking a commanding second-half lead.

San Diego State trailed 47-46 with just over 14 minutes remaining in regulation until White converted on a three-point play with 14:04 left. White's effort along with a stifling full-court press led to a 14-0 run in a matter of 71 seconds. White scored nine of the 14 and suddenly the Aztecs found themselves ahead, 60-47.

Down the stretch, the Shockers peppered SDSU with a healthy dose of three-pointers and shot their way back into the game. Wichita State cut its deficit to nine with 8:15 to go, got to within eight at 75-67 as a result of a Graham Hatch three and eventually found itself down, 76-69, with 1:48 left in regulation. But as the Aztecs had done all game, they answered the call, this time in the form of a game-closing 7-0 run to continue their best start to a season in the 90-year history of the program.

Kawhi Leonard (16 points, 12 rebounds) had a monster game, while D.J. Gay (14 points) and Malcolm Thomas (12 points) scored in double figures.

WSU	MP	FG	3FG	FT	R	F	A	T	O	B	S	TP
Ellis	*17	1-3	0-0	0-0	2	2	0	0	0	1	2	
Hatch	*24	3-6	2-3	1-3	4	4	2	3	0	0	9	
Durley	*30	4-7	0-1	0-0	4	0	2	1	1	0	8	
Murry	*30	4-9	0-1	3-3	1	2	4	4	0	1	11	
Kyles	*19	7-10	4-5	0-0	1	4	0	0	1	1	18	
Ragland	22	2-5	1-2	0-0	3	3	4	1	1	0	5	
Williams	13	1-3	1-2	1-3	1	1	0	2	0	0	4	
Smith	12	2-4	1-3	0-0	1	2	1	1	0	1	5	
Orukpe	1	0-0	0-0	0-0	0	0	0	0	1	0	0	
Blair	16	1-5	0-0	2-2	5	4	0	1	1	2	4	
Stutz	16	1-4	0-1	1-1	3	3	0	0	1	0	3	
Team					2							
Totals	200	26-56	9-18	8-12	27	25	13	13	6	6	69	

SDSU	MP	FG	3FG	FT	R	F	A	T	O	B	S	TP
Thomas	*29	5-7	0-0	2-5	5	3	1	1	4	1	12	
Leonard	*34	6-15	2-4	2-3	12	4	5	1	1	4	16	
White	*27	10-12	0-0	4-6	4	3	2	1	0	2	24	
Tapley	*26	2-6	0-0	0-0	3	1	1	1	0	3	4	
Gay	*36	3-8	2-6	6-9	4	2	6	2	0	0	14	
Franklin, L.	6	0-1	0-1	0-0	1	1	0	1	0	0	0	
Carlwell	12	0-1	0-0	3-4	2	1	0	0	0	0	3	
Shelton	7	0-0	0-0	2-3	0	1	0	0	0	0	2	
Rahon	18	1-5	0-2	0-0	1	1	0	1	0	0	2	
Cheriet	5	3-4	0-1	0-0	2	0	0	0	0	0	6	
Team					2							
Totals	200	30-59	4-14	19-30	36	17	15	8	5	10	83	

Halftime: San Diego State 37, Wichita State 36. **FG%:** San Diego State 50.8, Wichita State 46.4. **3FG%:** Wichita State 50.0, San Diego State 28.6. **FT%:** Wichita State 66.7, San Diego State 63.3. **Officials:** John Higgins, Mark Whitehead, Bob Staffen. **Technical:** Officials: None.



Game 9

#14/15 San Diego State 77
California 57

Dec. 8, 2010 ♦ Berkeley, Calif.
Haas Pavilion ♦ Att.: 9,426

BERKELEY, Calif. - No. 14/15 San Diego State turned a two-point game at halftime into a 20-point blowout as the Aztecs beat California on the road, 77-57.

The victory snapped a 20-game road losing streak to Pac-10 opponents and stopped a 19-game losing skid at power-6 league schools. The decision also gave SDSU its first 9-0 start in 90 years of basketball.

San Diego State held the Golden Bears to a pair of free throws over a 9:18 stretch before Harper Kamp scored to halt the Aztecs' 10-2 run. After Kamp's bucket, however, SDSU only led 22-18.

The Aztecs led, 28-20, with 2:26 left in the first period, but Cal closed the half on a 6-0 run to trail, 28-26, at intermission.

The Bears, in the second half, cut the SDSU lead to 43-42 with 13:39 remaining, but consecutive three-pointers by D.J. Gay gave the visitors a 49-42 advantage. Gay's two threes spurred a 15-2 run and gave San Diego State a 58-44 lead.

The Aztecs used a full-court press and a stifling defense in the halfcourt to force California into taking bad shots and to create turnovers, which led to easy buckets as SDSU's lead swelled to 21 before it settled for the 20-point win.

Kawhi Leonard led all players with 20 points and James Rahon scored 11 of his 15 in the first half. Gay, meanwhile, scored all of his 14 in the second half and Billy White added 10 points.

SDSU	MP	FG	3FG	FT	R	F	A	T	O	B	S	TP
Thomas	*32	2-6	0-0	4-6	6	4	4	1	1	0	8	
Leonard	*29	8-14	3-6	1-4	3	3	1	2	2	2	20	
White	*24	4-9	0-1	2-2	2	3	4	1	0	1	10	
Tapley	*30	3-7	0-1	0-1	7	0	3	0	1	3	6	
Gay	*37	5-9	4-6	0-0	3	3	3	3	0	0	14	
Williams	1	0-0	0-0	0-0	0	1	0	0	0	0	0	
Franklin, L.	6	0-2	0-1	2-2	0	1	0	0	0	0	2	
Carlwell	8	0-3	0-1	0-0	2	1	0	1	1	0	0	
Shelton	12	1-2	0-1	0-0	4	1	1	0	0	0	2	
Rahon	17	5-6	3-4	2-4	0	3	0	0	0	0	15	
Franklin, J.	2	0-0	0-0	0-0	0	0	0	0	0	0	0	
Cheriet	2	0-1	0-1	0-0	0	1	0	0	2	0	0	
Team					1							
Totals	200	28-59	10-22	11-19	28	21	16	8	7	6	77	

CAL	MP	FG	3FG	FT	R	F	A	T	O	B	S	TP
Kamp	*33	6-12	0-1	6-7	6	4	3	3	0	1	18	
Sanders-Frison	*27	3-8	0-0	2-2	12	4	1	4	0	0	8	
Gutierrez	*25	5-8	0-1	9-9	2	3	1	1	0	1	19	
Franklin	*23	0-4	0-3	1-2	1	2	1	3	0	1	1	
Crabbe	*34	2-8	0-3	1-2	2	2	4	2	0	0	5	
Carter	8	0-0	0-0	0-0	2	1	0	0	0	0	0	
Smith	23	1-3	0-1	0-0	3	0	2	3	0	0	2	
Bak	6	1-3	0-0	0-0	1	0	0	1	0	0	2	
Solomon	14	0-0	0-0	2-5	4	2	0	1	0	1	2	
Murray	7	0-2	0-0	0-1	1	0	1	0	0	0	0	
Team					4							
Totals	200	18-48	0-9	21-28	38	18	13	18	0	4	57	

Halftime: San Diego State 28, California 26. **FG%:** San Diego State 47.5, California 37.5. **3FG%:** San Diego State 45.5, California 00.0. **FT%:** California 75.0, San Diego State 57.9. **Officials:** Verne Harris, Bruce Hicks, Tony Padilla. **Technical:** Officials: None.

2010-11 Recaps



2011 NCAA SWEET 16 ▶ BACK-TO-BACK MOUNTAIN WEST CONFERENCE CHAMPIONS



Game 10

#14/15 San Diego State 77
San Diego 49

Dec. 11, 2010 ♦ San Diego, Calif.
Viejas Arena ♦ Att.: 12,414

SAN DIEGO - Playing in front of its first-ever third straight sellout at Viejas Arena, No. 14/15 SDSU claimed its fifth consecutive city championship after defeating cross-town foe San Diego, 77-49.

The Toreros, who came into the game with a 1-7 record, were not intimidated by the undefeated and nationally ranked Aztecs and owned a 25-18 lead following a Darian Norris three-pointer with 5:39 left in the first half. SDSU, however, closed the first half with a 16-3 run to take a six-point lead into the locker room.

With the Aztecs holding a 34-28 lead as the second period began, they continued what they started and opened with a 14-2 spurt. All told, San Diego State put together a 30-5 run to jump out to a 48-30 lead before USD scored with 13:10 left in the regulation.


From there, SDSU continued its dominating second-half play, something it has done all season, and watched its lead grow into the 20s before moving ahead by 30 with 34 seconds left in the contest.

Malcolm Thomas led all players with 20 points behind the strength of a career-high eight free throws and 6-of-8 shooting from the field. D.J. Gay added 16 points and four assists. Kawhi Leonard, meanwhile, picked up another double-double with 13 points and a season-high-tying 13 rebounds.

USD	MP	FG	3FG	FT	R	F	A	T	O	B	S	TP
Manresa	*24	0-2	0-1	1-2	3	4	0	0	0	0	0	1
Gabriel	*15	5-10	0-0	0-0	3	4	0	0	0	0	0	10
Norris	*33	3-10	1-3	0-0	7	1	1	5	0	0	0	7
Ginty	*24	0-3	0-3	0-0	2	3	0	1	0	0	0	0
Dorr	*27	0-1	0-1	0-0	2	0	2	0	0	1	0	0
Woolpert	1	0-0	0-0	0-0	0	0	0	0	0	0	0	0
Miles	4	0-0	0-0	0-0	0	0	1	0	0	0	0	0
Mackie	23	3-9	0-1	1-3	4	0	1	0	0	0	0	7
Harbour	3	0-0	0-0	0-0	0	1	0	0	0	0	0	0
Fuller	15	4-5	0-0	4-4	3	2	0	2	1	0	12	12
Rancifer	22	5-11	2-5	0-0	2	1	1	2	0	0	12	12
Kramer	9	0-1	0-1	0-0	2	1	0	0	0	0	0	0
Team					2					1		
Totals	200	20-52	3-15	6-9	30	17	6	11	1	1	4	9

SDSU	MP	FG	3FG	FT	R	F	A	T	O	B	S	TP
Thomas	*29	6-8	0-0	8-9	6	1	0	1	2	1	20	20
Leonard	*29	6-14	0-3	1-1	13	2	4	2	0	0	13	13
White	*24	2-5	0-0	1-2	4	0	0	0	1	1	5	5
Tapley	*26	1-5	0-3	0-0	1	1	2	0	0	1	2	2
Gay	*27	6-8	4-5	0-0	0	0	4	0	0	2	16	16
Williams	4	0-1	0-0	0-0	0	0	0	0	0	0	0	0
Franklin, L.	12	0-2	0-1	4-6	1	1	3	0	0	0	4	4
Carlwell	11	3-5	0-0	2-2	3	1	0	1	0	0	8	8
Shelton	4	0-1	0-0	0-0	0	0	0	0	0	0	0	0
Rahon	17	2-6	1-3	0-0	2	1	1	0	0	1	5	5
Franklin, J.	5	1-3	0-0	0-0	3	1	1	0	0	0	2	2
Cheriet	12	1-2	0-1	0-0	0	2	0	0	1	0	2	2
Team					3							
Totals	200	28-60	5-16	16-20	36	10	15	4	4	4	6	77

Halftime: San Diego State 34, San Diego 28. **FG%:** San Diego State 46.7, San Diego 38.5. **3FG%:** San Diego State 31.3, San Diego 20.0. **FT%:** San Diego State 80.0, San Diego 66.7. **Officials:** Bruce Hicks, Tony Padilla, Kevin Brill. **Technical:** None.



Game 11

#11/10 San Diego State 51
Cal Poly 45

Dec. 13, 2010 ♦ San Diego, Calif.
Viejas Arena ♦ Att.: 7,971

SAN DIEGO - No. 11/10 San Diego State held off a late Cal Poly run to escape with a 51-45 victory to keep its season-opening 11-game winning streak intact.

Prior to the game, SDSU found out sophomore starters Kawhi Leonard and Chase Tapley were unable to play due to flu-like symptoms. Taking their place in the lineup were sophomore James Rahon and freshman LaBradford Franklin.

Both teams were dreadful from the field in the first half. The Aztecs finished the half shooting 33.3 percent (7-for-21), including 0-of-9 from beyond the arc. SDSU, however, forced the Mustangs into a 5-for-27 shooting exhibition (18.5 percent) and took a 16-15 lead into the locker room.

The Aztecs found their rhythm in the second half and opened with a 13-2 run to jump out to a 29-17 lead. Cal Poly ended the streak with a three with just under 11 minutes to play to get within 29-20.

The Mustangs hung around and managed to make the contest a two-possession game multiple times in the last five minutes, but D.J. Gay made eight straight free throws in the final 38 seconds to secure the victory.

At the final horn, San Diego State limited Cal Poly to just 29.2 percent shooting and was plus-13 in the rebounding category.

Malcolm Thomas led the way for the Aztecs with 18 points, 15 rebounds and five blocks. Rahon, meanwhile, scored 14 points in his first career SDSU start. Between the pair, they accounted for 13 of San Diego State's 16 total field goals.

CP	MP	FG	3FG	FT	R	F	A	T	O	B	S	TP
Hanson	*38	3-12	2-5	4-5	3	3	0	4	0	3	12	12
Donahue	*37	4-12	0-0	0-1	8	1	0	2	0	1	8	8
O'Brien	*22	1-3	1-1	1-1	1	5	1	2	0	0	4	4
Love	*25	0-3	0-3	0-0	1	1	2	3	0	1	0	0
Lewis, S.	*35	4-14	3-10	3-3	7	3	1	0	1	0	14	14
Lewis, J.	19	2-3	2-2	0-0	2	4	1	0	0	2	6	6
Royer	1	0-0	0-0	0-1	0	0	0	0	0	1	0	0
Kelly	3	0-1	0-1	0-0	0	1	0	1	0	0	0	0
Johnson	15	0-0	0-0	1-2	0	5	2	1	0	2	1	1
Pembleton	5	0-0	0-0	0-0	2	1	0	0	0	0	0	0
Team					2					1		
Totals	200	14-48	8-22	9-13	26	24	7	14	1	10	45	45

SDSU	MP	FG	3FG	FT	R	F	A	T	O	B	S	TP
Thomas	*36	7-9	0-0	4-6	15	1	3	1	5	1	18	18
White	*26	1-3	0-1	4-4	4	5	2	1	3	2	6	6
Franklin, L.	*23	0-3	0-2	0-0	1	4	2	5	0	2	0	0
Rahon	*37	6-13	0-4	2-2	3	3	1	0	0	1	14	14
Gay	*39	1-11	0-7	8-8	1	0	2	3	0	0	10	10
Carlwell	4	0-1	0-0	1-2	0	0	0	0	0	0	1	1
Shelton	11	0-1	0-1	0-0	3	2	1	1	0	0	0	0
Franklin, J.	20	1-4	0-2	0-2	6	2	1	3	2	0	2	2
Cheriet	4	0-1	0-1	0-0	0	0	0	0	0	0	0	0
Team					6							
Totals	200	16-46	0-18	19-24	39	17	12	14	10	6	51	51

Halftime: San Diego State 16, Cal Poly 15. **FG%:** San Diego State 34.8, Cal Poly 29.2. **3FG%:** Cal Poly 36.4, San Diego State 00.0. **FT%:** San Diego State 79.2, Cal Poly 69.2. **Officials:** Mike Reed, Chris Rastatter, Bobby McRoy. **Technical:** None.



Game 12

#11/10 San Diego State 90
UC Santa Barbara 64

Dec. 18, 2010 ♦ San Diego, Calif.
Viejas Arena ♦ Att.: 12,414

SAN DIEGO - No. 11/10 San Diego State shot a blistering 69.0 percent from the field, including 61.5 percent from beyond the arc, in the first half to overwhelm UC Santa Barbara and cruise to a 90-64 victory in front of 12,414 fans - the fourth sellout of the season at Viejas Arena.

The Aztecs held a slim 15-13 lead with 12 minutes, 15 seconds left in the first half and then SDSU used precise shooting and a lock-down defense to take control. In the final 7:45, San Diego State outscored UCSB, 42-16, and carried a 57-29 lead into the halftime break. During the first-half-closing run, SDSU used a 10-2 run to break the game open and a 17-1 spurt, including 15 unanswered points, to put an end to the first 20 minutes. At this point, San Diego State had three players score in double figures and five with at least eight points.

In the second half, UCSB never got closer than 21 points and the Aztecs were well on their way to a 12-0 record - their best start to a season in 90 seasons of basketball on Montezuma Mesa.

Six Aztecs scored in double figures, including Malcolm Thomas, who connected on his first six field-goal attempts and finished with a game-high 18 points and 10 rebounds. Guards D.J. Gay and Chase Tapley each scored 12 points apiece. Billy White and Brian Carlwell, meanwhile, both contributed 11 points and Kawhi Leonard posted 13 points and seven rebounds.

UCSB	MP	FG	3FG	FT	R	F	A	T	O	B	S	TP
Serna	*12	5-7	0-0	0-0	3	3	0	1	0	0	10	10
Nunnally	*36	4-11	2-4	5-5	3	1	3	1	0	0	15	15
Boswell	*12	0-1	0-1	0-0	1	1	1	0	0	0	0	0
Brew	*22	1-4	0-3	0-0	1	2	1	4	0	0	2	2
Johnson	*34	6-18	0-4	3-3	6	1	6	1	0	1	15	15
Weiner	15	1-2	1-2	0-0	1	2	1	0	0	0	3	3
Joyner	18	1-2	1-1	0-0	0	2	1	0	0	0	3	3
Devenny	15	1-2	0-0	0-0	3	2	0	1	0	0	2	2
Pastorek	12	1-4	0-1	0-0	3	1	2	1	0	0	2	2
Leaf	11	2-6	1-1	0-0	3	0	1	3	0	0	5	5
Somogyi	13	3-7	0-0	1-2	8	2	0	1	0	1	7	7
Team					2							
Totals	200	25-64	5-17	9-10	34	17	16	13	0	2	64	64

SDSU	MP	FG	3FG	FT	R	F	A	T	O	B	S	TP
Thomas	*27	7-8	0-0	4-5	10	2	4	3	2	0	18	18
Leonard	*33	4-11	0-4	5-6	7	2	2	0	0	0	13	13
White	*27	4-6	0-0	3-4	3	4	1	1	0	0	11	11
Rahon	*25	3-6	3-5	0-0	1	0	1	0	0	0	9	9
Gay	*28	4-9	4-8	0-0	1	1	3	1	0	0	12	12
Williams	2	0-0	0-0	0-0	0	0	0	0	0	0	0	0
Franklin, L.	6	0-1	0-0	0-0	1	0	2	1	0	0	0	0
Carlwell	12	4-6	1-1	2-2	3	2	0	1	2	1	11	11
Shelton	8	1-3	0-0	0-0	5	3	1	0	0	0	2	2
Franklin, J.	3	1-1	0-0	0-0	0	0	0	0	0	0	2	2
Tapley	24	4-6	4-6	0-0	1	1	5	2	0	0	12	12
Cheriet	5	0-0	0-0	0-0	0	0	0	0	0	0	0	0
Team					0							
Totals	200	32-57	12-24	17-17	32	15	19	9	4	1	90	90

Halftime: San Diego State 57, UC Santa Barbara 29. **FG%:** San Diego State 56.1, UC Santa Barbara 39.1. **3FG%:** San Diego State 50.0, UC Santa Barbara 29.4. **FT%:** UC Santa Barbara 90.0, San Diego State 82.4. **Officials:** Mark Reischling, Mike Littlewood, Brad Gaston. **Technical:** None.

2010-11 Recaps

2011 NCAA SWEET 16 ▶ BACK-TO-BACK MOUNTAIN WEST CONFERENCE CHAMPIONS



Game 13

#7/7 San Diego State 62
San Francisco 56

Dec. 21, 2010 ♦ Las Vegas, Nev.
South Point Arena ♦ Att.: 1,202

LAS VEGAS - No. 7/7 San Diego State defeated San Francisco, 62-56, at the Las Vegas Holiday Hoops Classic to improve to 13-0 on the season.

With the win, the Aztecs equaled the longest winning streak in school history, continued the best start in program history and won their seventh straight road/neutral outing to establish a new school record.

SDSU, which was not sharp, committed 15 turnovers and was outrebounded, 32-30.

Despite not being on its game, San Diego State looked as if it was going to have an easy time as evidenced by its 14-5 lead with 11:46 left in the first half. USF, however, outscored the Aztecs by nine as the half came to a close and went into the break tied at 31 after an Angelo Caloiaro three at the buzzer.

In the second half, the game remained close and San Francisco held a 43-41 lead with under eight minutes to play. The contest was tied for the 13th time with 5:29 left on the clock before Kawhi Leonard broke the 48-all tie to help SDSU pull away and record the six-point win.

Leonard connected on a career-high 10 field goals, two of which came from behind the arc, en route to a season-high-tying 23 points and season-best 14 rebounds. D.J. Gay added 14 points and Malcolm Thomas chipped in 10 points.

Michael Williams, who had 14 points in the first half, finished with 16. Caloiaro and Ferris Blackwell, meanwhile, contributed 14 points apiece.

USF	MP	FG	3FG	FT	R	F	A TO	B	S	TP
Williams	*37	6-10	2-4	2-4	6	1	2 4	0	0	16
Raffington	*11	0-3	0-0	0-0	2	2	0 0	0	1	0
Blackwell	*33	5-11	0-0	4-6	4	3	2 2	0	3	14
Caloiaro	*36	5-9	4-7	0-1	6	2	2 1	0	2	14
Doolin	*29	0-3	0-0	0-0	3	4	3 2	0	1	0
Standifer	6	0-2	0-1	0-0	0	1	0 0	0	0	0
Green	23	3-9	0-4	1-1	4	1	0 3	0	1	7
Diarra	13	1-2	0-0	1-2	0	2	1 1	0	0	3
Dickerson	3	1-1	0-0	0-0	0	1	0 0	0	0	2
Johnson	9	0-0	0-0	0-0	1	2	1 1	0	2	0
Team					6					
Totals	200	21-50	6-16	8-14	32	19	11 14	0	10	56

SDSU	MP	FG	3FG	FT	R	F	A TO	B	S	TP
Thomas	*32	3-6	0-0	4-5	4	3	1 2	3	0	10
Leonard	*37	10-16	2-4	1-2	14	3	2 4	1	2	23
White	*31	4-6	0-1	0-1	1	4	2 3	2	1	8
Tapley	*26	2-3	0-1	0-0	3	1	2 3	0	2	4
Gay	*34	4-9	2-5	4-5	1	0	3 1	0	0	14
Williams	3	1-3	1-3	0-0	1	0	0 0	0	0	3
Franklin, L.	2	0-0	0-0	0-0	0	0	0 1	0	0	0
Carlwell	8	0-0	0-0	0-0	0	1	0 0	0	0	0
Shelton	9	0-0	0-0	0-0	0	1	0 1	0	0	0
Rahon	18	0-4	0-3	0-0	3	0	0 0	0	1	0
Team					3					
Totals	200	24-47	5-17	9-13	30	13	10 15	6	6	62

Halftime: San Diego State 31, San Francisco 31. **FG%:** San Diego State 51.1, San Francisco 42.0. **3FG%:** San Francisco 37.5, San Diego State 29.4. **FT%:** San Diego State 69.2, San Francisco 57.1. **Officials:** Lee Cassell, Jeff Smith, Landon Brandes. **Technical:** None.



Game 14

#7/7 San Diego State 56
IUPUI 54

Dec. 22, 2010 ♦ Las Vegas, Nev.
South Point Arena ♦ Att.: 1,095

LAS VEGAS - In its final game before the Christmas break, No. 7/7 San Diego State held on to defeat IUPUI, 56-54, at the Las Vegas Holiday Hoops Classic.

The Aztecs, who were meeting the Jaguars for a second time on a neutral court this season, went on a 13-0 run early in the second half to pull away. IUPUI, however, gave up just nine points in the final seven-plus minutes and held SDSU scoreless in the final 5:55, but came up short in the end.

Alex Young stopped the San Diego State 13-0 run, which led to eight unanswered IUPUI points to bring the Jaguars to within five points. After Tim Shelton's back-to-back baskets, SDSU enjoyed a 56-46 lead. But down the stretch, IUPUI slowly chipped away and were threatening to hand the Aztecs their first loss of the season.

Similar to San Diego State, IUPUI was not an offensive juggernaut itself in the final 5:55, scoring just three field goals and going 2-for-4 from the free-throw line. The missed free throws proved costly in the end, but the Jaguars had their chance to tie the score with under 20 seconds remaining. Young, who finished with a game-high 19 points, could have won the game with a three-pointer, but took a contested jumper that missed and the Aztecs gathered the rebound and escaped with the two-point win.

For the first time in 2010-11, San Diego State was outshot from the field, 47.7 percent to 46.9 and was outrebounded for the third straight game, 28-23. The Aztecs did, however, force IUPUI into committing 16 turnovers.

D.J. Gay led the Aztecs, who trailed 29-27 at halftime, with 18 points. Malcolm Thomas added 12.

SDSU	MP	FG	3FG	FT	R	F	A TO	B	S	TP
Thomas	*29	5-8	0-1	2-4	9	2	1 2	1	0	12
Leonard	*35	3-10	0-4	1-1	4	2	3 5	0	1	7
White	*19	2-4	0-0	2-2	4	4	1 2	0	4	6
Tapley	*32	2-4	1-3	0-0	2	1	5 0	0	1	5
Gay	*38	7-16	2-10	2-2	0	0	1 0	0	0	18
Williams	3	0-0	0-0	0-0	0	1	0 0	0	0	0
Carlwell	13	1-1	0-0	0-0	0	0	0 1	0	1	2
Shelton	16	3-3	0-0	0-0	3	1	0 1	1	0	6
Rahon	15	0-3	0-2	0-0	1	1	0 0	0	0	0
Team					0			1		
Totals	200	23-49	3-20	7-9	23	12	11 12	2	7	56

IUPUI	MP	FG	3FG	FT	R	F	A TO	B	S	TP
Young	*38	7-14	0-0	5-6	8	3	2 4	0	2	19
Siakam	*20	5-6	0-0	0-0	5	2	0 2	0	0	10
Nobles	*28	3-7	0-4	2-2	3	1	0 2	0	0	8
Hubert	*15	0-1	0-0	0-1	0	0	0 1	1	0	0
Ashworth	*36	0-2	0-0	0-0	5	1	3 3	0	0	0
Thomas	32	4-7	3-4	0-0	2	1	3 3	0	0	11
Gibbs	19	1-2	0-0	0-0	1	1	0 1	0	0	2
Patton	12	1-5	1-4	1-2	0	1	0 0	0	0	4
Team					4					
Totals	200	21-44	4-12	8-11	28	10	8 16	1	2	54

Halftime: IUPUI 29, San Diego State 27. **FG%:** IUPUI 47.7, San Diego State 46.9. **3FG%:** IUPUI 33.3, San Diego State 15.0. **FT%:** San Diego State 77.8, IUPUI 72.7. **Officials:** Rick Crawford, Bruce Benedict, Alfred Smith. **Technical:** None.



Game 15

#7/7 San Diego State 93
Occidental 50

Dec. 31, 2010 ♦ San Diego, Calif.
Viejas Arena ♦ Att.: 12,414

SAN DIEGO - No. 7/7 San Diego State had 10 players see the court and all 10 scored as the Aztecs defeated Division III Occidental, 93-50, to wrap up their non-conference slate with a perfect 15-0 record.

SDSU's school-record 15th consecutive victory was played before 12,414 fans, marking the fifth sell-out in seven home dates for the home team.

The Aztecs took a 2-0 lead in the first 16 seconds of the game after two Malcolm Thomas free throws and never looked back en route to San Diego State's third wire-to-wire win of the campaign.

At halftime, SDSU owned a 42-24 lead and its size was apparent as it held an 18-6 edge in points in the paint and a 15-0 advantage in second-chance points. After 20 minutes of action, eight of 10 Aztecs scored, including James Rahon, who knocked down two three-pointers in eight minutes after going scoreless in the two previous games in Las Vegas.

In the second half, SDSU continued its dominance and was nearly perfect from the field. The Aztecs were successful on 21 of their 24 field-goal attempts, which helped them enjoy a 47-point lead late in the game and score a season-high 93 points.

Rahon, who made a career-best five three-pointers, and Chase Tapley led the Aztecs with 15 points apiece. Kawhi Leonard added 14 points and 10 rebounds, and Thomas scored 14 after going 6-for-6 from the free-throw line.

OXY	MP	FG	3FG	FT	R	F	A TO	B	S	TP
Montoya	*35	3-10	2-6	0-0	3	2	5 1	0	0	8
McCoy	*28	9-17	0-0	0-1	1	4	0 2	2	2	18
Copithorne	*35	1-3	0-0	0-0	1	2	2 0	0	1	2
Hanley	*33	4-11	1-3	1-1	0	0	1 1	0	0	10
Stapleton	*27	1-3	0-0	0-0	4	2	5 3	0	3	2
Robinson	13	2-2	1-1	0-0	0	1	1 3	0	0	5
Greenaway	2	1-3	1-2	0-0	0	0	0 0	0	0	3
Wright	2	0-1	0-0	0-0	0	1	0 0	0	0	0
Leon	1	0-0	0-0	0-0	0	0	0 0	0	0	0
Irwin	3	0-0	0-0	0-0	0	1	0 0	0	0	0
Faulwell	2	0-0	0-0	0-0	0	0	0 0	0	0	0
Cobb	14	1-3	0-0	0-0	0	0	1 2	0	1	2
Dockweiler	5	0-0	0-0	0-0	0	2	0 0	0	0	0
Team					4			1		
Totals	200	22-53	5-13	1-2	13	15	15 13	2	7	50

SDSU	MP	FG	3FG	FT	R	F	A TO	B	S	TP
Thomas	*26	4-8	0-0	6-6	9	1	3 3	0	2	14
Leonard	*27	7-11	0-1	0-0	10	3	4 1	1	0	14
Carlwell	*23	3-6	0-0	1-5	6	1	1 3	0	0	7
Tapley	*23	6-7	2-2	1-4	4	1	4 1	1	3	15
Gay	*17	2-3	1-2	2-2	0	0	1 0	0	1	7
Williams	14	3-6	0-1	3-3	4	0	0 0	1	0	9
Franklin, L.	17	2-4	0-2	0-0	1	0	3 1	0	1	4
Rahon	16	5-8	5-8	0-0	0	1	1 1	0	0	15
Franklin, J.	13	3-3	0-0	0-0	3	0	0 0	0	0	6
Cheriet	24	1-3	0-2	0-0	3	3	2 1	0	1	2
Team					2					
Totals	200	36-59	8-18	13-17	42	10	19 11	3	8	93

Halftime: San Diego State 42, Occidental 24. **FG%:** San Diego State 61.0, Occidental 41.5. **3FG%:** San Diego State 44.4, Occidental 38.5. **FT%:** San Diego State 76.5, Occidental 50.0. **Officials:** Verne Harris, Ruben Ramos, Bill Kennedy. **Technical:** None.

2010-11 Recaps



2011 NCAA SWEET 16 ▶ BACK-TO-BACK MOUNTAIN WEST CONFERENCE CHAMPIONS



Game 16

#6/6 San Diego State 66
TCU 53

Jan. 5, 2011 ♦ Fort Worth, Texas
Daniel-Meyer Coliseum ♦ Att.: 4,287

FORT WORTH, Texas - No. 6 San Diego State overcame two early fouls assessed to super sophomore Kawhi Leonard and a somewhat sluggish start, to defeat TCU on the road, 66-53, to open Mountain West Conference play.

Leonard picked up two fouls in the first 1:19, which sent him to the bench. Playing without their leading scorer and rebounder, the Aztecs found it difficult to do what he does best as they shot only 40.6 percent from the field and were outrebounded, 22-20, with eight of TCU's 22 boards coming on the offensive side in the first 20 minutes.

The Horned Frogs controlled the game for much of the first half, thanks to the aforementioned figures, leading by as many as six (25-19) with 3:14 to go in the half. James Rahon, who replaced Leonard in the lineup, however, knocked down consecutive three-pointers, which helped SDSU close the half on a 10-1 run and enjoy a three-point lead at halftime.

Coming out of the break, the Aztecs continued where they left off, rattling off a 20-5 run to open the second half. The combined 30-6 run gave SDSU a 16-point lead, which eventually swelled to 19, and the visitors cruised to their 16th consecutive victory.

Malcolm Thomas led the Aztecs with 18 points and 10 rebounds and Leonard added 14 points and 11 boards. Chase Tapley chipped in with 12 points and four assists, while backcourt teammate D.J. Gay dished out a game-high six assists. Leading the SDSU reserves was Brian Carlwell, who had eight points and a career-high six rebounds in just nine minutes of action.

SDSU	MP	FG	3FG	FT	R	F	A	T	O	B	S	TP
Thomas	*31	8-10	0-1	2-2	10	2	2	1	2	2	18	
Leonard	*25	7-13	0-3	0-0	11	3	2	4	0	2	14	
White	*28	1-4	0-0	2-4	2	1	2	0	1	1	4	
Tapley	*31	5-12	2-7	0	1	1	4	1	1	1	12	
Gay	*40	2-9	0-5	0-0	3	0	6	2	0	2	4	
Carlwell	9	4-6	0-0	0-0	6	1	0	0	0	0	8	
Shelton	9	0-0	0-0	0-0	0	1	0	0	0	0	0	
Rahon	20	2-7	2-5	0-0	1	2	0	1	1	0	6	
Franklin, J.	4	0-1	0-0	0-0	2	0	1	0	0	0	0	
Cheriet	3	0-3	0-1	0-0	2	1	0	0	0	0	0	
Team					0							
Totals	200	29-65	4-22	4-6	38	12	17	9	5	8	66	

TCU	MP	FG	3FG	FT	R	F	A	T	O	B	S	TP
Gacesa	*12	0-3	0-0	0-0	2	0	1	1	0	0	0	
Green	*33	5-12	3-5	0-0	8	2	3	0	1	0	13	
Moss	*33	5-15	1-7	0-0	3	1	4	6	0	0	11	
Thoms	*33	3-9	1-3	2-2	4	0	1	2	0	1	9	
Cadot	*26	2-5	0-0	3-4	12	4	1	1	0	0	7	
Yeager	19	0-2	0-2	0-0	1	0	1	0	0	1	0	
Fields	7	0-1	0-1	1-2	0	3	0	0	0	0	1	
Cerina	26	5-6	0-1	2-4	3	1	0	0	0	1	12	
Hill	11	0-2	0-2	0-0	1	2	0	2	0	0	0	
Team					1							
Totals	200	20-55	5-21	8-12	35	13	11	12	1	3	53	

Halftime: San Diego State 29, TCU 26. FG%: San Diego State 44.6, TCU 36.4. 3FG%: TCU 23.8, San Diego State 18.2. FT%: TCU 66.7, San Diego State 66.7. Officials: David Hall, Eric Curry, Kelly Self. Technicals: None.



Game 17

#6/6 San Diego State 71
Utah 62

Jan. 8, 2011 ♦ Salt Lake City, Utah
Huntsman Center ♦ Att.: 8,571

SALT LAKE CITY - San Diego State guard D.J. Gay caught fire in the second half and starting frontcourt teammates Malcolm Thomas and Kawhi Leonard combined for 37 points and 23 rebounds as the No. 6 Aztecs defeated Utah, 71-62, at Huntsman Center.

The victory was SDSU's 17th straight to open the season and marked the third straight win over Utah, a first in the history of the program.

Gay, who went 1-for-5 from the field, 0-for-4 from beyond the arc and 1-for-4 from the free-throw line in the first half, was stellar for SDSU in the second period, after it had trailed, 34-33, at halftime.

With the Utes ahead by one, Leonard nailed a jumper and then Gay knocked down two straight three-pointers in a span of eight seconds to help the Aztecs create a seven-point lead.

SDSU's lead ballooned to nine, but Utah fought back and got to within one only to have Leonard convert a layup and have Gay go three-pointer, jumper and three-pointer. After four straight buckets, the Aztecs were up 67-56 with 5:52 left in regulation and went on to post a 2-0 record in league play.


Gay finished with 15 points in the second half alone, connecting on 4-of-6 three-pointers, en route to 18 points for the game. Leonard, meanwhile, led San Diego State with 20 points and grabbed nine rebounds. Malcolm Thomas enjoyed a fine performance as he turned in 17 points and a game-high 14 rebounds to post his second straight double-double.

Utah was led by a pair of newcomers in Josh Watkins and Will Clyburn. The former scored a game-high 24 points, while the latter scored 17 and collected 10 rebounds.

SDSU	MP	FG	3FG	FT	R	F	A	T	O	B	S	TP
Thomas	*34	6-15	1-2	4-7	14	1	2	4	2	1	17	
Leonard	*31	9-16	0-1	2-3	9	3	2	2	1	0	20	
White	*20	3-6	0-2	0-0	0	4	3	3	1	0	6	
Tapley	*25	2-5	1-2	0-0	2	0	2	1	0	0	5	
Gay	*37	6-15	4-10	2-6	4	1	3	1	0	1	18	
Carlwell	6	0-0	0-0	0-0	1	3	0	0	0	0	0	
Shelton	20	1-2	0-0	0-1	2	2	2	0	0	1	2	
Rahon	27	1-5	1-3	0-1	4	1	1	0	0	0	3	
Team					7							
Totals	200	28-64	7-20	8-18	43	15	15	11	4	3	71	

UTAH	MP	FG	3FG	FT	R	F	A	T	O	B	S	TP
O'Brien	*31	2-10	0-2	2-5	10	2	0	3	0	1	6	
Clyburn	*39	5-12	2-4	5-6	10	1	3	3	0	0	17	
Foster	*25	1-2	0-0	0-0	6	5	3	1	2	1	2	
Watkins, Jo.	*33	9-17	1-3	5-7	2	4	1	1	0	0	24	
Glover	*20	0-3	0-1	0-0	3	2	2	1	0	2	0	
Hines	14	0-3	0-2	0-0	2	2	0	2	0	0	0	
Kupets	14	3-8	1-1	0-0	1	0	0	1	0	0	7	
Dimaria	9	1-3	0-2	0-0	1	0	0	0	0	0	2	
Washburn	15	2-2	0-0	0-0	2	3	0	1	0	0	4	
Team					3							
Totals	200	23-60	4-15	12-18	40	19	9	13	2	4	62	

Halftime: Utah 34, San Diego State 33. FG%: San Diego State 43.8, Utah 38.3. 3FG%: San Diego State 35.0, Utah 26.7. FT%: Utah 66.7, San Diego State 44.4. Officials: Randy McCall, Dick Cartmell, Dan Chrisman. Technicals: None.



Game 18

#6/6 San Diego State 55
UNLV 49

Jan. 12, 2011 ♦ San Diego, Calif.
Viejas Arena ♦ Att.: 12,414

SAN DIEGO - No. 6 San Diego State returned home for the first time in 2011 and defeated UNLV, 55-49, at a soldout Viejas Arena.

The crowd of 12,414, which marked the sixth sell-out of the season, saw the Aztecs improve to 3-0 in Mountain West Conference action for just the second time in the 12-year history of the league and win their 18th straight game. The 18-game unbeaten streak, at game's end, represented the longest active winning streak in the nation.

SDSU was able to extend its season-opening winning streak to 18 thanks to defense and rebounding. The Aztecs limited UNLV to 36.1-percent shooting from the field, 5.6 percent (1-18) from three-point range, and outrebounded the Runnin' Rebels, 42-31. In fact, Kawhi Leonard (season-high 17 rebounds) and Malcolm Thomas (career-high 16 boards) outrebounded UNLV by themselves, 33-31.

Entering the second half with a 28-26 lead, San Diego State outscored the Runnin' Rebels, 16-6, in the first 8:06 of the period to take a 44-32 lead. UNLV, however, kept within striking distance and on many occasions, had open looks to make it a one-possession game, but couldn't convert down the stretch as the Aztecs went on to post the victory.

Leonard finished with a game-high 15 points and four assists to go along with his 17 rebounds, while Malcolm Thomas added 14 points. The frontcourt duo became the first players in SDSU history to finish with 15 or more rebounds in the same game.

Also scoring in double figures for San Diego State was Billy White, who had 10, including six on a career-high two three-pointers.

UNLV	MP	FG	3FG	FT	R	F	A	T	O	B	S	TP
Stanback	*28	4-17	0-4	0-0	9	4	0	0	0	1	8	
Massamba	*21	3-5	0-0	0-0	3	4	0	0	1	1	6	
Bellfield	*36	4-10	0-2	2-3	3	1	4	3	0	0	10	
Jasper	*23	1-4	0-1	0-0	2	3	0	0	0	0	2	
Willis	*32	4-11	1-7	0-0	2	2	4	2	0	2	9	
Thomas	4	0-0	0-0	0-0	2	1	0	1	1	0	0	
Marshall	26	5-10	0-4	1-2	5	2	0	3	1	0	11	
Lopez	15	1-4	0-0	1-2	2	1	0	0	0	1	3	
Hawkins	15	0-0	0-0	0-0	1	1	1	0	0	0	0	
Team					2							
Totals	200	22-61	1-18	4-7	31	19	9	9	3	5	49	

SDSU	MP	FG	3FG	FT	R	F	A	T	O	B	S	TP
Thomas	*33	5-8	0-2	4-7	16	2	2	2	2	0	14	
Leonard	*36	3-11	0-2	9-10	17	1	4	1	0	2	15	
White	*28	4-8	2-4	0-0	3	3	0	5	0	0	10	
Tapley	*27	1-8	0-3	0-0	0	1	1	0	1	0	2	
Gay	*40	2-9	1-3	0-0	1	2	2	2	0	0	5	
Carlwell	7	1-2	0-0	0-0	2	1	1	0	1	0	2	
Shelton	12	2-5	0-2	0-0	0	0	0	0	0	0	4	
Rahon	17	1-2	1-1	0-0	1	2	0	0	0	0	3	
Team					2							
Totals	200	19-53	4-17	13-17	42	12	10	12	4	2	55	

Halftime: San Diego State 28, UNLV 26. FG%: UNLV 36.1, San Diego State 35.8. 3FG%: San Diego State 23.5, UNLV 5.6. FT%: San Diego State 76.5, UNLV 57.1. Officials: Mike Reed, Scott Thornley, Brad Ferrie. Technicals: UNLV - Brice Massamba, Chace Stanback, Derrick Jasper. San Diego State - Billy White, Kawhi Leonard, Chase Tapley.

2010-11 Recaps

2011 NCAA SWEET 16 ► BACK-TO-BACK MOUNTAIN WEST CONFERENCE CHAMPIONS



2010-11 RECAPS ◀ REVIEW



Game 19

#6/6 San Diego State 87
New Mexico 77

Jan. 15, 2011 ♦ Albuquerque, N.M.
The Pit ♦ Att.: 15,411

ALBUQUERQUE, N.M. - No. 6 SDSU continued its unbeaten run with a rare victory at New Mexico. The Aztecs won their 19th straight game to open the season with an 87-77 decision over the Lobos.

With the victory, SDSU snapped New Mexico's 16-game home winning streak and improved for 4-2 in its last six trips to the venue. The rest of the nation, meanwhile, was just 9-75 vs. the Lobos over the previous 84 games inside The Pit at game's end.

San Diego State led 2-0 to open the game, but fell behind shortly thereafter and trailed by as many as seven in the first eight-plus minutes. The Aztecs, however, responded by going on a 12-0 run, which included two three-pointers by Chase Tapley and a three from sophomore classmate Kawhi Leonard, to take a five-point lead.

With under 2:15 to go in the first half, D.J. Gay made three straight three-pointers, the last of which came from beyond midcourt ahead of the buzzer to give the Aztecs a 37-29 lead at intermission.

SDSU's opening possession ended much like the first half as Gay hit another three to open up an 11-point cushion. Then just before the first media timeout of the second half, the Aztecs went on a devastating 19-6 run to go up by 18 with 10:58 left and never looked back.

Gay finished with a game-high 30 points on the strength of a career-high seven three-pointers and four assists. Leonard, meanwhile, continued his stellar play by scoring 19 points, grabbing a game-high 15 rebounds and dishing out four assists. Tapley added a season-high 15 points.

SDSU	MP	FG	3FG	FT	R	F	A	TO	B	S	TP
Thomas	*26	2-7	0-1	2-2	7	4	3	3	4	0	6
Leonard	*33	7-13	1-1	4-6	15	5	4	1	0	1	19
White	*21	1-4	1-2	2-2	3	3	2	1	3	1	5
Tapley	*28	5-8	2-4	3-4	5	2	3	1	0	1	15
Gay	*39	7-14	7-11	9-14	3	1	4	1	0	0	30
Carlwell	10	1-1	0-0	0-0	1	2	0	0	0	0	2
Shelton	19	2-3	0-1	0-1	3	2	0	0	0	0	4
Rahon	20	2-5	2-5	0-0	0	3	1	1	0	0	6
Cheriet	4	0-0	0-0	0-0	0	1	0	0	0	0	0
Team					3						
Totals	200	27-55	13-25	20-29	40	23	19	8	7	3	87

UNM	MP	FG	3FG	FT	R	F	A	TO	B	S	TP
McDonald	*27	0-5	0-2	6-6	4	5	1	1	0	1	6
Gordon	*33	10-17	0-0	3-5	14	4	1	1	3	2	23
Kirk	*16	0-2	0-0	1-2	4	4	0	0	0	0	1
Gary	*39	6-13	4-7	7-8	3	2	7	1	0	1	23
Williams	*33	1-5	1-3	8-11	1	3	4	1	0	1	11
Hardeman	18	3-11	0-0	1-3	5	2	1	1	1	0	7
Adams	8	0-1	0-1	0-0	1	1	0	0	1	0	0
Snell	16	2-4	2-3	0-0	1	1	0	0	0	0	6
Bairstow	10	0-0	0-0	0-0	0	1	1	0	0	0	0
Team					2						
Totals	200	22-58	7-16	26-35	35	23	15	5	5	5	77

Halftime: San Diego State 37, New Mexico 29. **FG%:** San Diego State 49.1, New Mexico 37.9. **3FG%:** San Diego State 52.0, New Mexico 43.8. **FT%:** New Mexico 74.3, San Diego State 69.0. **Officials:** David Hall, Larry Spaulding, Jimmy Casas. **Technical:** None.



Game 20

#6/6 San Diego State 68
Air Force 55

Jan. 19, 2011 ♦ San Diego, Calif.
Viejas Arena ♦ Att.: 12,414

SAN DIEGO - Behind another stellar performance from D.J. Gay, No. 6 San Diego State defeated Air Force, 68-55, at a sold out Viejas Arena. With the win, the Aztecs became the first team in America to reach 20 wins and improved to 20-0 in the process.

Gay, who torched New Mexico in his last outing with 30 points and seven three-point field goals, followed that performance with a team-high 20 points thanks to another six three-pointers. His effort marked the first time the guard has scored 20 or more points in consecutive games in his career.

The Aztecs grinded through a first half which saw Air Force enjoy a 28-22 lead as late as 3:18 before halftime. SDSU, however, responded by outscoring the Falcons, 12-3, which included two three-point field goals by Gay, in the final 2:53 to take a 34-30 lead at the mid-game break.

San Diego State opened the second half with a Malcolm Thomas layup to record its 11th straight point and open up a six-point lead. The Aztecs would increase their lead to 10 with 11:40 to play, but consecutive Falcon three-pointers trimmed the SDSU lead to four.

With the game hanging in the balance, the Aztecs went on a crippling 13-3 run keyed by two straight Billy White threes and 10 points overall, which gave the home squad a comfortable 14-point lead and eventually the victory.

White finished the game with 12 points and Kawhi Leonard posted another double-double, this time going for 10 points and 10 rebounds.

Air Force was led by Tom Fow, who scored a game-high 21 points on 7-of-11 shooting, including a 4-for-6 performance from beyond the arc.

AFA	MP	FG	3FG	FT	R	F	A	TO	B	S	TP
Fow	*29	7-11	4-6	3-3	0	1	0	0	0	0	21
Broekhuis	*17	2-2	0-0	1-1	1	3	1	1	0	0	5
Fletcher	*29	1-3	0-0	0-0	5	4	5	1	0	0	2
Lyons	*35	3-8	1-3	0-0	4	0	3	4	0	1	7
Washington	*31	2-8	0-0	0-0	3	0	5	2	0	1	4
Fitzgerald	16	0-0	0-0	0-0	2	2	1	0	0	0	0
Bohannon	19	4-7	0-1	0-0	2	5	1	1	0	0	8
Brooks	15	3-3	1-1	1-2	2	2	0	0	0	0	8
Hempsey	9	0-1	0-0	0-0	0	0	0	2	0	1	0
Team					1			2			
Totals	200	22-43	6-11	5-6	20	17	16	13	0	3	55

SDSU	MP	FG	3FG	FT	R	F	A	TO	B	S	TP
Thomas	*31	3-7	0-0	2-6	9	1	3	3	2	0	8
Leonard	*37	5-14	0-3	0-2	10	1	2	2	2	3	10
White	*27	4-5	2-2	2-3	5	3	1	2	0	0	12
Tapley	*29	2-4	2-4	2-2	1	1	3	2	0	3	8
Gay	*39	7-13	6-11	0-1	2	1	3	0	0	1	20
Carlwell	13	3-5	0-1	0-0	5	1	0	1	0	0	6
Shelton	8	0-0	0-0	1-2	2	1	2	0	0	1	1
Rahon	16	1-6	1-5	0-0	0	1	0	0	0	0	3
Team					0						
Totals	200	25-54	11-26	7-16	34	10	14	10	4	8	68

Halftime: San Diego State 34, Air Force 30. **FG%:** Air Force 51.2, San Diego State 46.3. **3FG%:** Air Force 54.5, San Diego State 42.3. **FT%:** Air Force 83.3, San Diego State 43.8. **Officials:** Randy McCall, Eric Curry, Tom O'Neill. **Technical:** None.



Game 21

#9/9 Brigham Young 71
#4/4 San Diego State 58

Jan. 26, 2011 ♦ Provo, Utah
Marriott Center ♦ Att.: 22,700

PROVO, Utah - No. 4 San Diego State suffered its first defeat of the season, falling to No. 9 Brigham Young, 71-58, in front of a sellout crowd of 22,700 at the Marriott Center.

The loss snapped SDSU's 20-game winning streak to open the season and dropped it to 20-1 (5-1 MWC) and one game behind BYU (20-1, 6-0 MWC) in the Mountain West standings.

The first half was a back-and-forth affair, which featured 12 lead changes and five ties. The Cougars took their biggest lead of the period, four points, with 1:27 remaining, but SDSU scored the final five, including a Kawhi Leonard three-pointer with five seconds left to take a 31-30 lead into the break.

In the second half, BYU did all it could to pull away from San Diego State, leading by as many as seven with just under eight minutes to play. James Rahon made it a four-point game with 7:23 to go and the Aztecs held the Cougars off the scoreboard for 3:04. Unfortunately for SDSU, it went 0-for-4 from the field following Rahon's bucket and BYU ended its drought with points on consecutive possessions to lead 60-52 with 4:17 to play.

Leonard cut the deficit to six with 3:50 left in regulation, but Brigham Young went on a 7-0 run, all of which were Jimmer Fredette free throws, to escape with the victory.

Leonard, who vomited twice and had an IV prior to the game, finished with a team-high 22 points and 15 rebounds. Malcolm Thomas, meanwhile, added 10 points and six boards.

Fredette led all players with 43 points and went 5-for-8 from three-point distance and 10-for-11 at the free-throw line.

SDSU	MP	FG	3FG	FT	R	F	A	TO	B	S	TP
Thomas	*36	4-11	0-0	2-2	6	4	1	2	2	0	10
Leonard	*36	8-20	1-5	5-8	15	2	2	6	1	1	22
White	*34	3-9	0-2	0-2	5	3	2	2	0	1	6
Tapley	*28	3-7	2-5	0-0	2	1	1	1	0	1	8
Gay	*37	0-7	0-5	2-3	2	3	4	0	0	2	2
Carlwell	4	0-0	0-0	0-0	0	0	0	0	1	0	0
Shelton	6	1-3	1-1	0-0	3	0	0	0	0	0	3
Rahon	19	3-5	1-2	0-0	2	1	0	1	0	0	7
Team					7						
Totals	200	22-62	5-20	9-15	42	14	10	12	4	5	58

BYU	MP	FG	3FG	FT	R	F	A	TO	B	S	TP
Davies	*26	6-8	0-0	2-4	5	3	2	1	3	1	14
Hartssock	*36	3-7	0-2	0-0	7	2	3	0	0	0	6
Emery	*39	1-7	0-5	2-2	6	2	2	0	1	4	4
Collinsworth, K.	*27	0-1	0-0	0-0	2	1	2	2	1	0	0
Fredette	*39	14-24	5-8	10-11	4	1	0	4	0	1	43
Abouo	15	0-5	0-0	2-2	4	2	0	0	0	0	2
Anderson	14	1-4	0-0	0-0	3	3	1	0	5	1	2
Rogers	4	0-0	0-0	0-0	0	0	0	0	0	0	0
Team					4						
Totals	200	25-56	5-15	16-19	35	14	10	7	9	8	71

Halftime: San Diego State 31, Brigham Young 30. **FG%:** Brigham Young 44.6, San Diego State 35.5. **3FG%:** Brigham Young 33.3, San Diego State 25.0. **FT%:** Brigham Young 84.2, San Diego State 60.0. **Officials:** Randy McCall, Verne Harris, Mike Reed. **Technical:** None.

AZTEC BASKETBALL MEDIA GUIDE

2010-11 Recaps



2011 NCAA SWEET 16 ► BACK-TO-BACK MOUNTAIN WEST CONFERENCE CHAMPIONS



Game 22

#4/4 San Diego State 96
Wyoming 57

Jan. 29, 2011 ♦ San Diego, Calif.
Viejas Arena ♦ Att.: 12,414

SAN DIEGO - No. 4 San Diego State scored the first 14 points of the game and never looked back as it rebounded from its first loss of the season to beat visiting Wyoming, 96-57.

In winning by 39 points, SDSU recorded its largest margin of victory in Mountain West history. The 96 points scored by the Aztecs marked a season high and a lot of it was a direct result of a school-record 17 three-point field goals.

San Diego State came out blazing, hitting its first seven shots and ultimately led by as many as 31 points in the first half as the Aztecs carried a 53-22 lead into halftime. In the first 20 minutes, eight of nine Aztecs scored, including Chase Tapley, who had 15 points on 6-of-9 shooting.

In the second half, SDSU's lead grew to 40 less than four minutes in after Tapley converted on a fastbreak opportunity. Wyoming cut its deficit to 29 with 8:05 left to play, but the Cowboys would not get any closer as the Aztecs continued to fire on all cylinders and complete the wire-to-wire victory.

All 12 SDSU players who entered the game scored and played a minimum of seven minutes. Tapley led all players with a career-high 24 points. James Rahon came off the bench and connected on four three-point field goals en route to 14 points. Also scoring in double figures were D.J. Gay (12 points) and Billy White (10 points). Brian Carlwell, meanwhile, grabbed 10 rebounds.

WYO	MP	FG	3FG	FT	R	F	A	T	O	B	S	TP
M'Baye	*30	3-10	0-1	2-3	8	1	1	2	1	0	8	
Thiam	*23	3-9	0-0	2-4	3	1	0	3	1	0	8	
Luster	*35	3-8	1-3	3-6	4	4	4	2	0	1	10	
Jackson	*30	6-13	3-6	4-4	7	3	0	3	0	2	19	
Cruz	*32	3-10	0-4	1-1	4	3	0	0	0	1	7	
Gibson	7	1-1	0-0	0-0	3	1	0	0	0	0	2	
Bouedo	2	0-1	0-0	0-0	0	0	0	0	0	0	0	
Waddell	19	0-8	0-0	0-0	2	1	0	1	0	0	0	
Hudson	12	0-3	0-2	2-2	0	1	0	0	0	1	2	
Harrison	10	0-1	0-0	1-2	3	1	1	0	0	1	1	
Team					3							
Totals		200	19-64	4-16	15-22	37	16	6	11	2	6	57

SDSU	MP	FG	3FG	FT	R	F	A	T	O	B	S	TP
Thomas	*23	1-3	0-0	0-0	6	0	3	0	6	1	2	
Leonard	*25	1-5	0-1	0-0	6	2	4	1	0	0	2	
White	*15	4-4	0-0	2-2	6	3	1	0	0	0	10	
Tapley	*22	10-15	3-6	1-1	0	1	2	2	0	1	24	
Gay	*26	4-8	4-8	0-0	2	1	2	1	0	2	12	
Williams	7	1-4	0-0	1-2	4	1	0	1	0	0	3	
Franklin, L.	8	2-2	1-1	1-2	2	1	2	1	0	0	6	
Carlwell	16	2-5	1-1	3-4	10	5	1	1	3	1	8	
Shelton	7	1-1	1-1	0-0	1	0	0	0	0	0	3	
Rahon	21	5-9	4-8	0-1	2	2	3	2	0	0	14	
Franklin, J.	15	1-3	1-2	1-2	2	1	1	1	0	0	4	
Cheriet	15	3-6	2-5	0-1	3	2	1	1	1	1	8	
Team					1							
Totals		200	35-65	17-33	9-15	45	19	20	11	11	6	96

Halftime: San Diego State 53, Wyoming 22. FG%: San Diego State 53.8, Wyoming 29.7. 3FG%: San Diego State 51.5, Wyoming 25.0. FT%: Wyoming 68.2, San Diego State 60.0. Officials: Mark Reischling, Bill Gracey, Doran Gotschall. Technicals: None.



Game 23

#7/6 San Diego State 56
Colorado State 54

Feb. 2, 2011 ♦ Fort Collins, Colo.
Moby Arena ♦ Att.: 7,353

FORT COLLINS, Colo. - D.J. Gay hit a 19-footer from the wing with 1.8 seconds left to lift the No. 7/6 Aztecs to a 56-54 win at Colorado State.

CSU's Travis Franklin converted a layup to tie the game at 54 with 10.1 seconds left to set up the winning sequence for SDSU.

Malcolm Thomas inbounded the ball to Gay, who brought the ball up the court. The guard faked a dribble drive into the middle of the key and went left and nailed a fadeaway jumper over Dorian Green to give the Aztecs a two-point lead with 1.8 seconds left in the game.

The Rams had one last chance at a desperation play, but a length-of-the-court pass was intercepted by Gay and SDSU escaped Moby Arena with its 11th straight decision over Colorado State.

San Diego State carried a 31-29 lead at halftime after a late 6-0 Rams surge cut the Aztec lead to two at the intermission.

In the second half, CSU led by as many as six with 14:52 left in regulation, but the Aztecs wiped the deficit away and led by six points themselves with 6:46 to go in the game. The Rams tied the game at 52 before a Billy White jumper put SDSU up 54-52 with 2:20 left, which set up the final two aforementioned plays.

Kawhi Leonard finished with 12 points and a game-high 15 rebounds, while James Rahon contributed a team-high 15 points off the bench.

SDSU	MP	FG	3FG	FT	R	F	A	T	O	B	S	TP
Thomas	*30	3-8	0-1	0-0	6	2	0	5	1	2	6	
Leonard	*36	5-14	0-2	2-2	15	3	4	4	0	0	12	
White	*26	4-8	0-0	1-2	3	3	2	2	2	0	9	
Tapley	*23	1-5	1-3	2-2	0	2	1	0	0	0	5	
Gay	*37	3-9	0-3	0-0	3	1	4	0	0	2	6	
Carlwell	11	0-1	0-1	0-0	1	2	0	0	0	1	0	
Shelton	6	0-0	0-0	0-0	2	4	0	1	0	1	0	
Rahon	22	5-7	3-4	2-3	1	0	0	1	0	1	15	
Franklin, J.	3	1-2	0-1	1-1	0	0	0	0	0	0	3	
Cheriet	6	0-1	0-1	0-0	1	1	0	0	0	0	0	
Team					2							
Totals		200	22-55	4-16	8-10	34	18	11	13	3	7	56

CSU	MP	FG	3FG	FT	R	F	A	T	O	B	S	TP
Franklin	*27	5-8	0-0	2-4	6	4	4	4	0	0	12	
Ogide	*37	6-18	0-1	6-8	12	1	0	2	0	1	18	
Smith, G.	*18	2-6	0-0	3-4	2	3	2	0	0	0	7	
Nigon	*28	1-3	1-3	0-0	3	1	3	2	1	2	3	
Green	*34	3-9	1-4	0-0	5	1	4	0	0	0	7	
Eikmeier	10	0-4	0-0	0-0	0	1	0	1	0	0	0	
Hornung	25	1-2	0-0	1-1	4	4	0	1	1	2	2	
Carr	6	0-0	0-0	0-0	1	0	1	0	0	1	0	
McFarland	0+	0-0	0-0	0-0	0	0	0	0	0	0	0	
Bell	6	1-1	0-0	2-3	1	0	0	1	0	0	4	
Smith, D.	9	0-1	0-0	1-2	0	1	0	0	0	0	1	
Team					3					1		
Totals		200	19-52	2-8	14-22	37	16	14	12	2	6	54

Halftime: San Diego State 31, Colorado State 29. FG%: San Diego State 40.0, Colorado State 36.5. 3FG%: San Diego State 25.0, Colorado State 25.0. FT%: San Diego State 80.0, Colorado State 63.6. Officials: Bob Staffen, Hal Lusk, Brad Gaston. Technicals: None.



Game 24

#7/6 San Diego State 60
TCU 53

Feb. 5, 2011 ♦ San Diego, Calif.
Viejas Arena ♦ Att.: 12,414

SAN DIEGO - No. 7/6 San Diego State grinded through a 60-53 injury-marred game over visiting TCU at a sold-out Viejas Arena.

SDSU sophomore guard Chase Tapley rolled his ankle while attempting a fast-break layup and crumbled to the ground. He stayed on the floor for the entire TCU possession before being lifted from the game. Junior forward Tim Shelton, meanwhile, entered the game for one minute and came up gimpy on a play. He, too, was removed from the game and neither returned.

The injuries dampened the mood at Viejas Arena and the Aztecs methodically played through the first 20 minutes, rallied from an early six-point deficit and took a 28-24 lead at halftime.

After ending the first period with four straight points, San Diego State rode that momentum into the second half and opened with a 10-4 run to take an eight-point lead.

Down the stretch, the Aztecs extended their lead to 11 points on two occasions before the Horned Frogs got to within five points with 1:12 left in regulation. But four straight free throws by San Diego State thwarted any TCU comeback and the Aztecs recorded the seven-point victory.

Senior forward Billy White led all players with 19 points on the strength of a career-high 9-for-10 performance from the charity stripe. Frontcourt teammates Malcolm Thomas and Kawhi Leonard, meanwhile, had double-doubles. Thomas finished with 11 points and a game-high 14 rebounds, and Leonard had 11 points and 10 boards.

Hank Thorns led the Horned Frogs with 16 points and a game-high eight assists. Greg Hill chipped in with 12 points.

TCU	MP	FG	3FG	FT	R	F	A	T	O	B	S	TP
Fields	*34	2-9	0-1	2-2	4	4	1	1	2	0	6	
Cerina	*15	2-4	0-0	1-2	3	5	0	1	0	0	5	
Green	*38	3-6	1-3	1-2	4	3	1	0	1	0	8	
Thorns	*40	6-21	2-7	2-3	4	4	8	2	1	0	16	
Hill	*32	5-9	2-4	0-0	0	2	1	2	0	0	12	
Ray	13	1-1	0-0	0-0	4	1	0	0	0	1	2	
Gacesa	27	2-3	0-1	0-0	3	1	0	0	0	0	4	
Kone	1	0-0	0-0	0-0	0	0	0	0	0	0	0	
Team					5					1		
Totals		200	21-53	5-16	6-9	27	20	11	7	4	1	53

SDSU	MP	FG	3FG	FT	R	F	A	T	O	B	S	TP
Thomas	*35	4-9	0-0	3-6	14	4	1	3	1	0	11	
Leonard	*35	5-13	0-0	1-2	10	1	2	2	1	1	11	
White	*33	5-7	0-0	9-10	4	1	1	1	0	0	19	
Tapley	*5	1-2	1-1	0-0	0	0	0	0	0	0	3	
Gay	*40	4-11	0-3	1-2	2	0	6	0	0	1	9	
Carlwell	9	0-3	0-1	0-0	2	0	0	0	0	0	0	
Shelton	1	0-0	0-0	0-0	0	0	0	0	0	0	0	
Rahon	33	1-5	1-3	4-4	2	2	0	1	0	1	7	
Franklin, J.	7	0-1	0-1	0-0	2	0	1	0	0	0	0	
Cheriet	2	0-0	0-0	0-0	0	1	0	0	0	0	0	
Team					3							
Totals		200	20-51	2-9	18-24	39	9	11	7	2	3	60

Halftime: San Diego State 28, TCU 24. FG%: TCU 39.6, San Diego State 39.2. 3FG%: TCU 31.3, San Diego State 22.2. FT%: San Diego State 75.0, TCU 66.7. Officials: Dan Chrisman, Kevin Brill, Jimmy Casas. Technicals: None.

REVIEW ► 2010-11 RECAPS
AZTEC BASKETBALL MEDIA GUIDE

2010-11 Recaps



2011 NCAA SWEET 16 ▶ BACK-TO-BACK MOUNTAIN WEST CONFERENCE CHAMPIONS

2010-11 RECAPS ◀ REVIEW



Game 25

#6/6 San Diego State 85
Utah 53

Feb. 8, 2011 ♦ San Diego, Calif.
Viejas Arena ♦ Att.: 12,414

SAN DIEGO - No. 6 San Diego State held Utah to 27.6-percent shooting from the field and outscored the Utes, 48-21, in the first half as the Aztecs went on to post an 85-53 victory at sold-out Viejas Arena.

SDSU, which was already without the services of starting guard Chase Tapley and key reserve Tim Shelton due to injury, did not play like a short-handed team.

In the first half, San Diego State enjoyed four runs of 6-0 or greater to build its double-digit lead. The Aztecs shot 46.2 from the field, outrebounded the Utes by 10 and forced nine turnovers, which led to 12 points, and the home team went into the locker room with a 27-point cushion.

SDSU maintained its healthy lead for much of the start of the second half. An 11-4 Utah run, however, cut the Aztec lead to 20, but that would be as close as the Utes would get because seven unanswered San Diego State points pushed the visitors away for good. In fact, the Aztecs pushed its lead to 34 points in the final seconds before Will Clyburn's jumper provided the final score.


Nine of the 10 Aztecs who saw the floor scored with five scoring in double figures. D.J. Gay and Billy White each scored a team-high 15 points, and freshman Jamaal Franklin added 13 points and 10 rebounds for his first career double-double.

Kawhi Leonard also had a double-double with 12 points and a game-high 14 rebounds, and Brian Carlwell chipped in with 10 points off the bench. Malcolm Thomas, meanwhile, grabbed 10 rebounds.

UTAH	MP	FG	3FG	FT	R	F	A	O	B	S	TP
O'Brien	*28	4-9	0-1	0-2	2	5	1	0	0	0	8
Clyburn	*34	7-18	1-4	3-4	8	2	0	3	0	0	18
Foster	*23	2-8	0-0	0-0	8	3	1	2	4	1	4
Watkins, Jo.	*26	2-7	0-0	3-4	4	3	4	4	0	1	7
Glover	*38	4-10	1-3	0-0	4	1	3	1	0	0	9
Hines	12	0-2	0-2	0-2	0	1	0	3	0	0	0
Kupets	20	1-4	1-2	0-0	3	3	0	2	0	0	3
Dimaria	2	0-0	0-0	0-0	0	0	0	0	0	0	0
Washburn	17	2-4	0-0	0-0	3	3	0	0	1	0	4
Team					4						
Totals	200	22-62	3-12	6-12	36	21	9	15	5	2	53

SDSU	MP	FG	3FG	FT	R	F	A	O	B	S	TP
Thomas	*28	3-5	1-2	1-2	10	2	5	1	3	0	8
Leonard	*30	5-16	0-0	2-4	14	1	3	1	1	3	12
White	*23	6-9	0-0	3-4	3	3	1	0	0	0	15
Rahon	*29	2-5	1-2	3-5	2	1	0	1	0	0	8
Gay	*33	5-15	1-3	4-4	1	0	6	0	0	5	15
Williams	4	1-3	0-0	0-0	1	1	0	0	0	0	2
Franklin, L.	7	0-2	0-1	0-0	2	1	0	0	0	0	0
Carlwell	22	5-9	0-0	2-2	3	3	0	0	2	0	10
Franklin, J.	17	4-5	2-3	3-5	10	2	2	1	0	1	13
Cheriet	7	1-2	0-0	0-0	1	1	0	0	0	0	2
Team					3						
Totals	200	32-71	5-11	16-26	50	15	17	4	6	9	85

Halftime: San Diego State 48, Utah 21. **FG%:** San Diego State 45.1, Utah 35.5. **3FG%:** San Diego State 45.5, Utah 25.0. **FT%:** San Diego State 61.5, Utah 50.0. **Officials:** John Higgins, Eric Curry, Shawn Lehigh. **Technical:** San Diego State - Billy White.



Game 26

#6/6 San Diego State 63
UNLV 57

Feb. 12, 2011 ♦ Las Vegas, Nev.
Thomas & Mack Center ♦ Att.: 18,557

LAS VEGAS - No. 6 San Diego State survived a furious second-half rally from the home-standing UNLV Runnin' Rebels and went 8-for-8 from the free-throw line in the final 95 seconds to emerge with a 63-57 victory before a sellout crowd at Thomas & Mack Center.

The Aztecs led 34-27 at halftime and continued to roll for the first 10 minutes of the second half when a James Rahon layup gave the visitors a 49-39 lead with 9:50 to go in regulation.

Then UNLV got going on both ends of the floor. An 8-0 Rebel run brought UNLV to within two with over seven minutes left before two D.J. Gay free throws stopped the streak. Despite the two free throws, the Rebels continued to confuse the Aztecs and took a 55-54 lead as a result of a 16-5 run.

But in the final 2:24, UNLV attempted six three-point field goals, and seven field goals overall, and missed them all. On the flipside, San Diego State continued to attack the rim and was rewarded with trips to the free-throw line, a place where it knocked down nine straight, including eight in the final 95 seconds, to ice the game.

SDSU's precision from the charity stripe was evident the entire game as it finished an impressive 20-for-22. As good as the Aztecs were from the line, UNLV was bad from beyond the arc, going 1-for-15.

Gay led all players with 20 points while playing all 40 minutes. Kawhi Leonard had his fifth double-double in five career games vs. UNLV with 14 points and a game-high 10 rebounds. Rahon, who was making his second straight start for the injured Chase Tapley, added 12 points.

SDSU	MP	FG	3FG	FT	R	F	A	O	B	S	TP
Thomas	*34	3-5	0-0	3-4	7	4	2	2	1	0	9
Leonard	*38	4-13	1-1	5-5	10	3	0	3	0	0	14
White	*29	2-8	0-1	0-0	3	5	1	5	0	2	4
Rahon	*35	4-7	2-4	2-2	3	3	1	0	0	1	12
Gay	*40	6-12	0-1	8-9	3	0	3	0	0	1	20
Carlwell	16	1-2	0-0	2-2	5	3	0	3	1	0	4
Franklin, J.	7	0-0	0-0	0-0	1	0	0	1	0	0	0
Cheriet	1	0-0	0-0	0-0	0	1	0	0	0	0	0
Team					4						
Totals	200	20-47	3-7	20-22	36	19	7	14	2	4	63

UNLV	MP	FG	3FG	FT	R	F	A	O	B	S	TP
Stanback	*34	2-8	0-3	1-2	6	2	1	0	0	0	5
Thomas	*11	0-2	0-0	0-0	3	1	0	1	2	0	0
Bellfield	*35	5-14	0-5	2-2	2	2	2	2	0	1	12
Marshall	*35	3-9	0-2	2-4	5	3	1	1	0	1	8
Willis	*35	5-12	1-5	2-2	4	2	2	2	0	1	13
Jasper	11	0-2	0-0	2-2	1	2	1	0	0	0	2
Lopez	8	2-4	0-0	2-3	2	2	0	2	0	0	6
Massamba	21	5-5	0-0	1-4	6	3	1	0	0	1	11
Hawkins	10	0-2	0-0	0-0	1	0	0	0	0	0	0
Team					2				1		
Totals	200	22-58	1-15	12-19	32	17	8	9	2	4	57

Halftime: San Diego State 34, UNLV 27. **FG%:** San Diego State 42.6, UNLV 37.9. **3FG%:** San Diego State 42.9, UNLV 6.7. **FT%:** San Diego State 90.9, UNLV 63.2. **Officials:** Mike Littlewood, Rick Randall, Gerry Pollard. **Technical:** None.



Game 27

#6/6 San Diego State 68
New Mexico 62

Feb. 16, 2011 ♦ San Diego, Calif.
Viejas Arena ♦ Att.: 12,414

SAN DIEGO - Malcolm Thomas and Kawhi Leonard each scored a game-high 22 points and combined to grab 15 rebounds as No. 6 San Diego State defeated New Mexico, 68-62, at Viejas Arena.

The starting front court carried the Aztecs in all phases as they were responsible for 13 of SDSU's 21 field goals, 18 of 21 free throws, four of 10 assists, five of nine blocked shots and two of five steals.

In the first half, both teams traded baskets for the first 12 minutes and neither side enjoyed a lead of more than four points.

Then Thomas took control of the game by scoring four straight points and six of the Aztecs' next nine as San Diego State took a 24-17 lead as a result of its 9-1 overall run. SDSU eventually closed the half on a 16-8 run and took a 31-24 lead at halftime.

Much like its first-half-closing scoring surge, SDSU distanced itself with a 16-7 run to take a 47-33 lead with 12:10 left in the contest. Of the Aztecs' 16 points, half were scored by Leonard with Thomas chipping in with four.

Less than two minutes later, SDSU enjoyed another 14-point lead after a three-pointer by James Rahon. Then the Aztecs went cold from the field and missed seven straight shots before Leonard ended the drought with 50 seconds left in the game. Fourteen San Diego State free throws in the final 10 minutes, however, neutralized New Mexico and it clinched the victory down the stretch.

D.J. Gay, who had 11 points, also had his turnover-free minutes streak stopped at 177 with his first-half miscue.

UNM	MP	FG	3FG	FT	R	F	A	O	B	S	TP
Gordon	*33	6-12	0-0	1-1	9	4	0	4	3	1	13
Bairstow	*11	0-1	0-0	0-0	0	2	0	1	2	0	0
Gary	*38	6-11	1-2	5-7	7	4	4	1	0	3	18
Williams	*25	0-6	0-3	0-0	3	1	3	5	1	0	0
Snell	*34	4-8	3-4	3-3	5	2	2	3	0	0	14
Hardeman	21	4-8	0-0	1-2	3	3	1	1	1	0	9
Adams	2	0-0	0-0	0-0	0	1	0	0	0	0	0
Fenton	5	0-1	0-1	0-0	0	0	0	0	0	0	0
McDonald	24	1-4	1-2	3-4	4	4	3	2	1	1	6
Kirk	7	1-2	0-0	0-0	2	1	0	0	0	0	2
Team					4						
Totals	200	22-53	5-12	13-17	37	22	13	17	8	5	62

SDSU	MP	FG	3FG	FT	R	F	A	O	B	S	TP
Thomas	*37	6-12	0-0	10-12	6	1	1	2	4	0	22
Leonard	*38	7-19	0-0	8-10	9	5	3	1	1	2	22
White	*25	0-0	0-0	0-0	2	2	0	2	2	0	0
Rahon	*22	2-5	1-2	0-2	2	1	2	1	0	0	5
Gay	*40	3-9	3-4	2-4	2	1	3	2	0	2	11
Carlwell	14	1-3	0-0	1-3	6	4	0	1	2	1	3
Shelton	4	0-0	0-0	0-0	0	0	0	0	0	0	0
Tapley	20	2-4	1-2	0-0	2	2	1	0	0	0	5
Team					4						
Totals	200	21-52	5-8	21-31	33	16	10	9	9	5	68

Halftime: San Diego State 31, New Mexico 24. **FG%:** New Mexico 41.5, San Diego State 40.4. **3FG%:** San Diego State 62.5, New Mexico 41.7. **FT%:** New Mexico 76.5, San Diego State 67.7. **Officials:** Scott Thornley, Randall McCall, Brad Ferrie. **Technical:** None.

2010-11 Recaps



2011 NCAA SWEET 16 ▶ BACK-TO-BACK MOUNTAIN WEST CONFERENCE CHAMPIONS



Game 28

#6/6 San Diego State 70
Air Force 58

Feb. 19, 2011 ♦ USAF Academy, Colo.
Clune Arena ♦ Att.: 3,463

USAF ACADEMY, Colo. - No. 6 San Diego State weathered Air Force's first-half efficiency and used its advantage inside in the second half as the Aztecs defeated the Falcons, 70-58, at Clune Arena.

SDSU's 12th MWC victory of the season provided the visitor's with their school-record 27th win, which surpassed the 2008-09 team's record of 26.

Air Force ran its offense flawlessly and shot 54.2 percent from the field. Michael Lyons played a big part in the Falcon's efficiency as he was 6-of-7 from the field en route to 14 points in the opening frame.

On the flip side, it appeared as if San Diego State struggled to get accustomed to the noon MT start as evidenced by its 30.3 percent shooting. Four three-point field goals, however, kept the Aztecs in the game although they trailed, 32-31, at halftime.

Coming out of the break, SDSU pounded the ball inside and dominated the boards on both ends. Just in the second half, Malcolm Thomas had 13 points and eight rebounds and Kawhi Leonard added 10 points and eight boards of his own.

San Diego State shot only 41.7 percent in the second half, but attempted 25 free throws, making 17, and outrebounded Air Force, 30-11, to pull away. SDSU also limited the Falcons to 23.1 shooting.

Thomas led all players with 20 points, marking the first time he has posted 20 or more points in consecutive games, and grabbed 13 rebounds. Leonard, meanwhile, scored 18 points and collected a game-high 15 boards. Chase Tapley, who came off the bench, added 10 points and a career-high eight rebounds.

SDSU	MP	FG	3FG	FT	R	F	A	O	B	S	TP
Thomas	*38	8-13	0-0	4-8	13	2	0	2	3	0	20
Leonard	*34	4-14	1-2	9-10	15	3	2	2	1	2	18
White	*25	1-4	0-0	5-5	3	4	3	0	0	1	7
Rahon	*21	1-7	1-7	0-0	3	1	1	0	0	0	3
Gay	*32	3-12	2-10	1-4	2	1	5	1	0	0	9
Carlwell	12	1-2	0-0	1-2	3	2	0	2	0	0	3
Shelton	4	0-0	0-0	0-0	0	2	0	0	0	0	0
Franklin, J.	7	0-0	0-0	0-0	2	1	0	0	0	0	0
Tapley	27	2-5	2-5	4-4	8	2	0	1	1	0	10
Team					1				2		
Totals	200	20-57	6-24	24-33	50	18	11	13	5	3	70

AFA	MP	FG	3FG	FT	R	F	A	O	B	S	TP
Fow	*17	4-9	2-5	2-2	3	1	1	1	2	0	12
Broekhuis	*13	1-2	0-1	0-0	1	4	0	0	0	0	2
Fletcher	*22	1-3	0-1	0-0	2	2	2	2	0	0	2
Lyons	*32	6-12	0-2	6-6	3	3	1	0	0	1	18
Washington	*34	2-5	0-1	2-3	5	2	5	1	1	1	6
Fitzgerald	16	1-4	0-2	0-0	3	3	0	1	0	2	2
Bohannon	9	0-1	0-0	0-0	1	2	0	0	0	0	0
Stewart	15	0-0	0-0	1-2	0	1	1	0	0	0	1
Brooks	28	4-14	2-7	5-9	3	1	2	1	1	2	15
Brakeville	14	0-0	0-0	0-0	1	4	0	1	1	0	0
Team					5						
Totals	200	19-50	4-19	16-22	27	23	12	7	5	6	58

Halftime: Air Force 32, San Diego State 31. **FG%:** Air Force 38.0, San Diego State 35.1. **3FG%:** San Diego State 25.0, Air Force 21.1. **FT%:** San Diego State 72.7, Air Force 72.7. **Officials:** Larry Spaulding, Kelly Self, Ken Nielson. **Technical:** Air Force - Team.



Game 29

#7/7 Brigham Young 80
#6/4 San Diego State 67

Feb. 26, 2011 ♦ San Diego, Calif.
Viejas Arena ♦ Att.: 12,414

SAN DIEGO - No. 6/4 SDSU allowed a staggering 14 three-pointers and was upset by No. 7/7 BYU in front of a nationally televised audience, 80-67.

The loss snapped the Aztecs' seven-game winning streak and their 18-game homecourt winning streak. The decision also handed SDSU its second loss of the season, the first of which also came at the hands of the Cougars.

In the first half, BYU was carried by Jimmer Fredette's 13 points on an uncharacteristic 5-for-13 shooting. Also uncharacteristic was the 6-8 Noah Hartsock's 5-for-5 shooting performance, including three from behind the arc.

With under eight minutes left in the first half, Hartsock scored five straight points to give the Cougars a 12-point lead. But SDSU responded with a 15-6 run to close the frame, including six from Billy White, and trailed, 38-35, at halftime.

BYU, which seemed to have an answer every time SDSU looked as if it were going to make a run, nursed a 47-44 lead after a James Rahon three with 13:13 left in regulation. The Cougars countered with a three from Fredette and a layup by Jackson Emery to up their lead to eight.

Minutes later, San Diego State made a late 6-1 charge and trailed 68-60 with 5:49 left, but BYU answered with a Charles Abou three to put an end to the threat and SDSU's home winning streak.

Kawhi Leonard led SDSU with 17 points and a game-high 13 rebounds. Chase Tapley had 11 points, while White and Rahon each had 10.

Fredette led all players with 25 points and nine assists for BYU. Abou finished with 18 points, Hartsock chipped in with 15 and Emery had 13.

BYU	MP	FG	3FG	FT	R	F	A	O	B	S	TP
Davies	*27	2-6	0-0	0-1	6	4	3	3	1	1	4
Hartsock	*39	6-7	3-4	0-0	5	2	3	1	4	0	15
Abou	*34	6-11	4-5	2-2	9	3	1	1	1	2	18
Emery	*40	4-10	2-6	3-3	3	1	2	3	1	3	13
Fredette	*40	8-23	4-8	5-6	3	4	9	4	0	2	25
Anderson	5	0-0	0-0	0-0	2	1	0	0	0	0	0
Rogers	10	1-1	1-1	2-2	2	0	0	0	0	0	5
Collinsworth, K.	5	0-0	0-0	0-0	2	0	0	0	0	0	0
Team					1						
Totals	200	27-58	14-24	12-14	33	15	18	12	7	8	80

SDSU	MP	FG	3FG	FT	R	F	A	O	B	S	TP
Thomas	*31	3-10	0-1	3-5	11	1	1	2	1	0	9
Leonard	*34	6-14	1-3	4-5	13	3	4	3	0	3	17
White	*26	5-9	0-0	2-2	3	5	2	1	2	1	10
Tapley	*27	4-11	1-5	2-2	2	2	1	2	0	3	11
Gay	*35	2-7	2-5	0-0	3	1	3	1	0	0	6
Carlwell	10	2-2	0-0	0-0	2	0	0	0	0	0	4
Shelton	10	0-2	0-0	0-0	2	0	0	0	0	0	0
Rahon	27	3-8	2-3	2-2	1	1	3	1	0	1	10
Team					2						
Totals	200	25-63	6-17	11-16	39	13	14	11	3	8	67

Halftime: Brigham Young 38, San Diego State 35. **FG%:** Brigham Young 46.6, San Diego State 39.7. **3FG%:** Brigham Young 58.3, San Diego State 35.3. **FT%:** Brigham Young 85.7, San Diego State 68.8. **Officials:** Scott Thornley, Mike Reed, Tony Padilla. **Technical:** None.



Game 30

#9/9 San Diego State 85
Wyoming 58

March 1, 2011 ♦ Laramie, Wyo.
Arena-Auditorium ♦ Att.: 4,518

LARAMIE, Wyo. - No. 9 San Diego State rebounded from a tough home loss to BYU with a 85-58 rout of Wyoming at Arena-Auditorium.

The victory gave the Aztecs their school-record tying 13th Mountain West Conference victory, their first win in Laramie since 2008 and their largest margin of victory ever in a MWC road game (27 points).

Both teams started off slowly, but SDSU managed to get going following a Jamaal Franklin jumper in the corner. The freshman's bucket led to 11 unanswered points and gave the Aztecs a 25-15 lead.

The Cowboys' Joe Hudson snapped San Diego State's run with a three-pointer, but the Aztecs continued to roll as the half came to a close, outscoring the Pokes, 12-2, to lead 37-20 at the intermission.

In the second half, SDSU maintained its comfortable lead and extended it to 27 points with more than 11 minutes remaining in the game. Wyoming got as close as 21 points with 5:27 left in the contest, but would ultimately suffer its first home loss under interim head coach Fred Langley.

All 11 Aztecs who saw the court scored at least two points. Malcolm Thomas led the way with 15 points and a game-high 11 rebounds. Brian Carlwell shared team-high honors with Thomas after he scored 15 points off the bench, while grabbing eight rebounds. Kawhi Leonard, meanwhile, added 12 points and nine rebounds and D.J. Gay chipped in with 11 points.

Desmar Jackson led the Cowboys with a game-high 16 points and Djibril Thiam scored 13.

SDSU	MP	FG	3FG	FT	R	F	A	O	B	S	TP
Thomas	*29	6-9	0-0	3-3	11	2	2	1	2	0	15
Leonard	*23	3-5	0-1	6-9	9	3	2	4	0	3	12
White	*22	3-4	0-0	0-0	1	3	0	1	0	0	6
Tapley	*25	2-5	0-2	2-2	3	2	2	2	0	1	6
Gay	*30	4-11	1-5	2-3	2	0	3	2	0	3	11
Williams	3	1-1	0-0	0-0	0	0	0	0	0	0	2
Franklin, L.	3	1-1	0-0	0-0	0	0	1	1	0	0	2
Carlwell	17	6-9	0-0	3-4	8	1	1	1	2	0	15
Rahon	21	2-6	1-2	0-0	1	2	0	1	0	0	5
Franklin, J.	17	3-8	0-2	0-0	4	2	1	2	0	0	6
Cheriet	10	1-2	0-1	3-3	1	3	0	0	0	0	5
Team					3						
Totals	200	32-61	2-13	19-24	43	18	12	15	4	7	85

WYO	MP	FG	3FG	FT	R	F	A	O	B	S	TP
M'Baye	*31	4-14	0-4	0-1	7	4	1	4	1	0	8
Thiam	*30	4-6	0-1	5-6	2	4	0	0	1	1	13
Waddell	*24	1-3	1-2	1-2	4	3	0	2	2	1	4
Jackson	*35	7-15	0-3	2-5	6	2	2	3	0	2	16
Cruz	*30	4-5	0-0	1-1	1	2	3	3	0	1	9
Luster	14	0-2	0-1	1-1	2	3	0	0	0	0	1
Bouedo	14	0-4	0-3	1-2	1	1	1	2	0	0	1
Hudson	11	1-2	1-2	0-0	0	0	0	1	0	0	3
Harrison	11	2-3	0-0	0-0	2	0	0	2	0	1	4
Team					1						
Totals	200	23-54	2-16	10-18	26	19	7	17	4	7	58

Halftime: San Diego State 37, Wyoming 20. **FG%:** San Diego State 52.5, Wyoming 42.6. **3FG%:** San Diego State 15.4, Wyoming 12.5. **FT%:** San Diego State 79.2, Wyoming 55.6. **Officials:** Mark Whitehead, Eric Curry, Rick Randall. **Technical:** San Diego State - Billy White, Wyoming - Amath M'Baye.

2010-11 Recaps

2011 NCAA SWEET 16 ▶ BACK-TO-BACK MOUNTAIN WEST CONFERENCE CHAMPIONS



2010-11 RECAPS < REVIEW



Game 31

#9/9 San Diego State 66
Colorado State 48

March 5, 2011 ♦ San Diego, Calif.
Viejas Arena ♦ Att.: 12,414

SAN DIEGO - No. 9 San Diego State earned its fifth Mountain West Conference championship and its second regular-season title after defeating Colorado State, 66-48, on Senior Night in Viejas Arena.

SDSU, which shared the conference title with BYU, extended its school-record win total to 29 and established the program record for MWC wins in a single season with 14 as a result of the decision.

The Aztecs looked poised to run away with the game early, jumping out to a 15-6 lead. CSU, however, forced San Diego State into missing nine consecutive shots, including five straight three-point attempts. During this time, Colorado State went on a run offensively, rattling off 13 unanswered points to take a 19-15 lead before ultimately heading into the locker room tied with the Aztecs at 27.

Rams forward Andy Ogide hit a jumper to open the second half to put CSU up 29-27, but that would be the last time the visitors would be out in front for the rest of the contest. San Diego State started a 10-0 run on the next possession and never looked back as its lead eventually swelled to 17 before the Aztecs capped the 18-point win.

Kawhi Leonard finished with 17 points and 12 rebounds and senior Billy White added 13 points. White's classmates, Malcolm Thomas (8 points), D.J. Gay (7 points), Brian Carlwell (4 points) and Mehdi Cheriet (2 points), all scored and grabbed at least one rebound in their final game at Viejas Arena.

CSU	MP	FG	3FG	FT	R	F	A	T	O	B	S	TP
Franklin	*24	1-4	0-0	1-2	4	3	2	5	0	2	3	
Ogide	*33	4-11	0-1	3-4	7	1	0	1	0	2	11	
Smith, G.	*24	2-8	0-2	4-6	3	4	2	1	0	1	8	
Nigon	*12	0-1	0-1	0-0	1	1	0	3	0	0	0	
Green	*26	2-4	1-1	0-1	4	2	0	0	0	0	5	
Eikmeier	29	3-7	1-3	2-2	3	0	4	2	0	0	9	
Hornung	24	2-4	0-1	0-0	1	2	0	0	1	2	4	
Wiltz	1	0-1	0-1	0-0	0	0	0	0	0	0	0	
Sabas	1	0-0	0-0	0-0	1	0	0	0	0	0	0	
Carr	13	1-3	0-1	0-0	2	0	0	2	0	0	2	
Bell	11	3-5	0-0	0-0	1	2	0	1	0	0	6	
Smith, D.	2	0-1	0-1	0-0	0	0	0	0	0	1	0	
Team					3							
Totals	200	18-49	2-12	10-15	30	15	8	15	1	8	48	

SDSU	MP	FG	3FG	FT	R	F	A	T	O	B	S	TP
Thomas	*26	2-2	0-0	4-4	3	2	2	1	1	0	8	
Leonard	*35	4-10	0-2	9-10	12	0	2	2	2	1	17	
White	*28	6-6	0-0	1-1	5	4	2	0	3	1	13	
Tapley	*26	4-7	1-3	0-0	2	1	2	2	0	2	9	
Gay	*37	3-14	1-9	0-0	0	0	1	2	0	1	7	
Carlwell	15	1-1	0-0	2-2	4	0	0	1	2	0	4	
Shelton	12	1-2	0-0	0-0	1	3	0	0	0	0	2	
Rahon	16	0-4	0-3	0-0	0	2	0	0	0	0	0	
Franklin, J.	4	1-2	0-1	2-2	1	0	0	1	0	0	4	
Cheriet	1	1-2	0-0	0-0	1	0	0	1	0	0	2	
Team					0							
Totals	200	23-50	2-18	18-19	29	12	9	10	8	5	66	

Halftime: San Diego State 27, Colorado State 27. FG%: San Diego State 46.0, Colorado State 36.7. 3FG%: Colorado State 16.7, San Diego State 11.1. FT%: San Diego State 94.7, Colorado State 66.7. Officials: Larry Spaulding, Ken Nielson, Martin Cota. Technicals: None.



Game 32

(2) #7/6 San Diego State 64
(7) Utah 50

March 10, 2011 ♦ Las Vegas, Nev.
Thomas & Mack Center ♦ Att.: 12,325

LAS VEGAS - Second-seeded and No. 7/6 San Diego State used a 13-3 run over the final 6:17 of the first half to put away seventh-seeded Utah, 64-50, in the quarterfinal round of the 2011 Conoco Mountain West Conference Championship.

The Utes looked poised to hang with the regular-season co-champions as they found themselves trailing, 14-12, with eight minutes remaining. SDSU's James Rahon, however, nailed a three and that spurred the aforementioned 13-3 run to give the Aztecs a 30-15 lead at halftime.

After closing the first half on a low note, Utah came out with energy and immediately went on an 8-2 run, which cut the San Diego State lead to nine with more than 16 minutes left in regulation.

But like the first half, the Aztecs ended any Ute dream of a comeback as they scored nine straight points as part of a 14-2 run to open up a 21-point lead.

To Utah's credit, it fought back and trimmed San Diego State's lead to 12 with 2:35 left on the clock, but Billy White made four consecutive free throws in the final minutes to eliminate the Utes.


Malcolm Thomas nearly recorded San Diego State's first-ever triple-double with 13 points, 10 rebounds and a career-high eight assists. Kawhi Leonard added a double-double of his own with 13 points and 12 rebounds, while White chipped in with 11 points and a season-high nine rebounds.

Jamaal Franklin also got into the act coming off the bench. The freshman scored nine points and had two steals in 11 minutes after connecting on a career-high three three-pointers.

(7) UTAH	MP	FG	3FG	FT	R	F	A	T	O	B	S	TP
O'Brien	*36	3-7	0-2	0-0	6	2	1	4	0	1	6	
Clyburn	*34	7-13	3-6	3-4	7	1	0	4	1	2	20	
Foster	*20	3-5	0-0	0-0	7	3	0	1	4	0	6	
Watkins	*39	5-14	0-1	2-2	2	4	6	4	0	1	12	
Glover	*25	1-8	0-3	0-0	2	1	0	1	2	0	2	
Hines	16	0-1	0-0	0-0	0	0	0	0	0	0	0	
Kupets	7	0-1	0-1	0-0	1	0	1	4	0	0	0	
Dimaria	0+	0-0	0-0	0-0	0	0	0	0	0	0	0	
Washburn	23	2-4	0-0	0-0	4	2	0	2	0	0	4	
Team					1							
Totals	200	21-53	3-13	5-6	30	13	8	20	7	4	50	

(2) SDSU	MP	FG	3FG	FT	R	F	A	T	O	B	S	TP
Thomas	*34	6-10	0-0	1-4	10	2	8	2	1	0	13	
Leonard	*25	6-13	1-2	0-0	12	1	2	0	0	2	13	
White	*29	3-8	0-1	5-6	9	2	1	3	1	1	11	
Tapley	*27	3-9	1-3	0-0	0	0	5	3	0	3	7	
Gay	*35	1-9	1-6	0-0	2	1	1	2	0	1	3	
Carlwell	12	0-2	0-0	3-4	1	0	0	3	0	0	3	
Shelton	4	1-1	0-0	0-2	2	0	0	0	0	0	2	
Rahon	23	1-3	1-2	0-0	0	1	1	0	0	1	3	
Franklin, J.	11	3-5	3-4	0-0	1	2	0	3	1	2	9	
Team					5							
Totals	200	24-60	7-18	9-16	42	9	18	16	3	10	64	

Halftime: San Diego State 30, Utah 15. FG%: San Diego State 40.0, Utah 39.6. 3FG%: San Diego State 38.9, Utah 23.1. FT%: Utah 83.3, San Diego State 56.3. Officials: Bob Staffen, Dan Chrisman, Martin Cota. Technicals: None.



Game 33

(2) #7/6 San Diego State 74
(3) UNLV 72

March 11, 2011 ♦ Las Vegas, Nev.
Thomas & Mack Center ♦ Att.: 18,500

LAS VEGAS - Second-seeded and No. 7/6 San Diego State continued its dominance of UNLV and defeated the Runnin' Rebels, 74-72, after D.J. Gay converted a short jumper in the final seconds of the semifinal round of the 2011 Conoco Mountain West Conference Championship.

With the game knotted at 72 and under 20 seconds to go in regulation, the senior guard faked right and drove to his left and knocked down a short floater to give the Aztecs a two-point lead with 4.9 seconds left on the clock. A desperation and contested three by Tre'Von Willis was off the mark and SDSU secured a spot in the finals.

The Aztecs found themselves with a 44-34 lead at halftime and enjoyed a lead for the entire second period until a Chace Stanback layup knotted the score at 66 with 4:05 left to play.

Stanback, who had 14 first-half points and finished with a game-high 22, later knocked down two free throws to lift UNLV to a 68-66 advantage. He then hit a jumper with 58 seconds to play, which gave the home squad a 72-70 lead.

Malcolm Thomas tied the game at 72 with a pair of free throws with 43 seconds to go. UNLV called timeout and Chase Tapley read the Runnin' Rebels set play perfectly and stole the ball, which led to the final game-winning sequence.

Four players scored in double figures for the Aztecs, who defeated UNLV for a school-record fifth straight time and beat the Rebels on their home floor for the third consecutive outing. Kawhi Leonard scored 18, while Gay added 15. Thomas and Billy White, meanwhile, chipped in with 13 and 12, respectively.

(2) SDSU	MP	FG	3FG	FT	R	F	A	T	O	B	S	TP
Thomas	*34	3-5	0-0	7-10	8	3	5	3	0	2	13	
Leonard	*33	7-13	0-1	4-4	8	4	1	3	2	2	18	
White	*31	5-13	0-2	2-2	3	2	2	1	1	0	12	
Tapley	*27	1-4	0-0	0-0	6	2	1	2	0	1	2	
Gay	*40	6-11	3-4	0-0	2	1	1	4	0	2	15	
Carlwell	9	0-1	0-0	0-0	2	2	1	0	0	0	0	
Shelton	6	1-2	0-0	0-0	0	1	0	0	0	0	2	
Rahon	12	2-4	1-1	0-0	2	0	1	1	0	1	5	
Franklin, J.	8	2-3	1-2	2-3	0	1	0	0	0	0	7	
Team					0							
Totals	200	27-56	5-10	15-19	31	16	12	14	3	8	74	

(3) UNLV	MP	FG	3FG	FT	R	F	A	T	O	B	S	TP
Thomas	*16	3-4	0-0	0-0	3	4	0	1	0	0	6	
Stanback	*32	9-17	2-5	2-2	6	2	1	1	1	2	22	
Bellfield	*36	4-13	1-5	0-0	4	1	5	4	0	1	9	
Marshall	*31	2-3	0-0	8-8	4	1	3	0	1	1	12	
Willis	*37	6-14	2-5	5-6	3	0	3	3	0	3	19	
Jasper	10	0-0	0-0	0-0	4	0	0	0	0	0	0	
Lopez	13	0-3	0-0	0-0	1	2	0	1	0	1	0	
Massamba	11	0-0	0-0	0-0	2	4	1	0	0	0	0	
Hawkins	14	1-1	0-0	2-2	2	2	1	2	0	0	4	
Team					3							
Totals	200	25-55	5-15	17-18	32	16	14	12	2	8	72	

Halftime: San Diego State 44, UNLV 34. FG%: San Diego State 48.2, UNLV 45.5. 3FG%: San Diego State 50.0, UNLV 33.3. FT%: UNLV 94.4, San Diego State 78.9. Officials: Scott Thornley, Bob Staffen, Mike Littlewood. Technicals: None.

2010-11 Recaps



2011 NCAA SWEET 16 ▶ BACK-TO-BACK MOUNTAIN WEST CONFERENCE CHAMPIONS



Game 34

(2) #7/6 San Diego State 72
(1) #8/8 Brigham Young 54
March 12, 2011 ♦ Las Vegas, Nev.
Thomas & Mack Center ♦ Att: 18,500

LAS VEGAS - For the second consecutive season, second-seeded and No. 7/6 San Diego State won the Conoco MWC Championship after it defeated top-seeded and eighth-ranked Brigham Young, 72-54.

The tournament title is the third for SDSU and the Aztecs joined UNLV as the only two MWC schools to win back-to-back championships.

In two losses to BYU this season, San Diego State's largest lead was four points. SDSU opened the game with five consecutive points and jumped out to a 26-15 lead thanks to a 14-3 run spurred by 10 points in the paint.

The final four points of the streak were courtesy of Billy White, who would end up scoring 10 straight points for SDSU. Between him (14) and Kawhi Leonard (7), the duo scored the Aztecs' final 21 points en route to a 43-31 halftime edge.

SDSU continued to roll, opening the second half on a 14-4 run to stretch its lead to 22 points. Jimmer Fredette, meanwhile, scored 10 points in less than four minutes to help the Cougars go on a 17-5 run, which cut the Aztecs' lead to 10 with 5:01 left.

But San Diego State answered with 10 unanswered points, six of which were in the paint, before settling for the 18-point victory.

The Aztecs, who enjoyed a 40-16 advantage in points in the paint, were led by White's 21 points and career-high 12 rebounds. Leonard added 20 points and eight rebounds, while Chase Tapley chipped in with 14.

Fredette led all scorers with 30 points.

(2) SDSU	MP	FG	3FG	FT	R	F	A	T	B	S	TP
Thomas	*33	4-10	0-0	1-3	7	2	3	0	2	1	9
Leonard	*35	9-16	2-3	0-0	8	2	1	3	0	0	20
White	*31	7-12	0-0	7-7	12	2	2	2	0	5	21
Tapley	*27	5-10	2-4	2-2	3	2	1	1	0	2	14
Gay	*34	0-3	0-2	0-0	1	1	2	0	0	0	0
Carlwell	11	1-3	0-0	1-2	2	0	0	0	0	0	3
Shelton	5	1-1	1-1	0-0	1	0	0	0	0	0	3
Rahon	16	1-5	0-3	0-0	2	2	0	0	0	0	2
Franklin, J.	8	0-2	0-2	0-0	1	1	1	0	0	0	0
Team					4						
Totals	200	28-62	5-15	11-14	41	12	12	6	2	8	72

(1) BYU	MP	FG	3FG	FT	R	F	A	T	B	S	TP
Abouo	*32	2-5	1-3	0-0	5	1	0	1	0	0	5
Collinsworth, K.	*30	1-4	0-0	0-0	7	2	3	2	0	1	2
Hartsock	*34	2-10	0-5	0-0	6	2	2	1	2	0	4
Emery	*36	4-11	3-8	0-0	5	2	0	0	0	1	11
Fredette	*40	10-25	2-7	8-11	6	0	2	4	0	0	30
Magnusson	2	0-0	0-0	0-0	0	0	0	0	0	0	0
Zylstra	5	0-0	0-0	0-0	0	0	0	0	0	0	0
Anderson	14	0-3	0-0	0-0	2	3	0	0	2	0	0
Rogers	7	0-1	0-1	2-2	1	0	0	1	0	0	2
Team					4						
Totals	200	19-59	6-24	10-13	36	10	7	9	4	2	54

Halftime: San Diego State 43, Brigham Young 31. **FG%:** San Diego State 45.2, Brigham Young 32.2. **3FG%:** San Diego State 33.3, Brigham Young 25.0. **FT%:** San Diego State 78.6, Brigham Young 76.9. **Officials:** Scott Thornley, Randy McCall, Larry Spaulding. **Technical:** San Diego State - Malcolm Thomas.



Game 35

(2) #6/5 San Diego State 68
(15) Northern Colorado 50
March 17, 2011 ♦ Tucson, Ariz.
McKale Center ♦ Att: 10,101

TUCSON, Ariz. - No. 6/5 San Diego State, the No. 2 seed in the West Region, picked up its first-ever Division I NCAA Tournament victory with a 68-50 win over 15th-seeded Northern Colorado.

The Aztecs, who were making their seventh NCAA Tournament appearance, snapped a six-game losing streak in the Division I tournament.

San Diego State struggled in the first half as they made just 32.4 percent of its shots, many of which were at the rim. Kawhi Leonard, Billy White and Chase Tapley, however, were effective as they combined for 26 of SDSU's 30 first-half points. Despite getting production from the aforementioned trio, the Aztecs had trouble stopping the Bears, but still led, 30-24, at halftime.

Early in the second half, NC's Devon Beitzel cut the SDSU lead to three with one of his six three-pointers, but the Aztecs had an answer. San Diego State received back-to-back threes from D.J. Gay and James Rahon, a jumper from Rahon, another three from Rahon and a jumper from White to turn in a 13-0 run, which gave SDSU a 16-point lead.

The Bears cut their deficit to 12 after consecutive buckets, but would get no closer as the Aztecs secured a spot in the third round against Temple.

Leonard finished with 21 points and 10 rebounds, while White recorded his second straight double-double with 12 points and a career-high 13 boards. Also in double-figures were Tapley (14 points) and Rahon (12 points).

Beitzel led all players with 25 points and Chris Kaba added 10 points in a losing effort.

(15) NC	MP	FG	3FG	FT	R	F	A	T	B	S	TP
Kaba	*38	4-14	1-6	1-3	6	0	2	1	0	1	10
Kingman	*19	0-5	0-3	0-0	1	3	2	2	0	0	0
Montgomery	*33	1-6	0-1	0-0	12	0	1	1	0	0	2
Lloyd	*36	4-7	1-1	0-0	2	1	3	2	0	0	9
Beitzel	*37	8-17	6-10	3-3	3	2	0	1	0	1	25
Addo	9	1-2	0-0	0-2	0	0	0	0	0	0	2
Garnica	4	0-1	0-1	0-0	0	0	0	1	0	0	0
Unruh	5	0-0	0-0	0-0	1	0	0	0	0	0	0
Proctor	19	1-4	0-0	0-0	6	1	0	0	0	0	2
Team					2						1
Totals	200	19-56	8-22	4-8	33	7	8	9	0	2	50

(2) SDSU	MP	FG	3FG	FT	R	F	A	T	B	S	TP
Thomas	*26	2-6	0-0	0-1	4	1	1	0	1	0	4
Leonard	*36	9-14	3-5	0-0	10	2	2	1	1	0	21
White	*34	5-13	1-2	1-2	13	2	2	1	0	3	12
Tapley	*27	5-11	2-6	2-3	4	2	3	1	1	1	14
Gay	*34	2-11	1-5	0-0	4	0	3	0	1	0	5
Carlwell	10	0-2	0-0	0-0	4	1	0	0	1	0	0
Shelton	10	0-2	0-1	0-0	2	0	0	0	0	0	0
Rahon	21	4-7	2-3	2-2	1	0	0	0	0	1	12
Franklin, J.	2	0-0	0-0	0-0	0	0	0	0	0	0	0
Team					3						1
Totals	200	27-66	9-22	5-8	45	8	11	4	5	5	68

Halftime: San Diego State 30, Northern Colorado 24. **FG%:** San Diego State 40.9, Northern Colorado 33.9. **3FG%:** San Diego State 40.9, Northern Colorado 36.4. **FT%:** San Diego State 62.5, Northern Colorado 50.0. **Officials:** Ted Valentine, Greg Nixon, Terry M. Moore. **Technical:** None.



Game 36

(2) #6/5 San Diego State 71
(7) Temple 64 (2ot)
March 19, 2011 ♦ Tucson, Ariz.
McKale Center ♦ Att: 11,127

TUCSON, Ariz. - No. 6/5 San Diego State needed two overtime sessions to hold off Temple, 71-64, in the third round of the NCAA Tournament.

The Aztecs, who went 15,713 days between NCAA Tournament victories and entered the tourney having never won a Division I NCAA Tournament game, find themselves with two wins in nearly 50 hours and a spot in the Sweet 16.

Getting to the regional semifinals looked like a lock in the first half as SDSU was rolling and enjoying an 11-point lead with 3:13 left before halftime. Temple, however, closed the gap in a hurry, rattling off six straight points to trail, 36-31, at the break.

In the second half, things still looked promising for the Aztecs as they led, 52-45, with 7:16 remaining in regulation. But as the clock ticked, San Diego State had a hard time finding the bottom of the net and defending the Owls. After Billy White's jumper with 7:16 left, Temple went on a 9-2 run to tie the game at 54. SDSU's Chase Tapley had a chance to win the game in the final seconds, but his driving layup was contested and off the mark.

In the first OT, Juan Fernandez immediately hit a three and scored the Owls' first five points, but Kawhi Leonard answered with four straight points and was followed by a huge three-point play from Malcolm Thomas. Again, the Aztecs had a chance to win the game in the final moments, but Thomas' baby jumper missed.

In what proved to be the final five minutes, SDSU buckled down defensively and continued to go to the hoop, which resulted in outscoring Temple, 10-3, to secure the victory.

White finished the game with his third straight double-double (16 points, 13 boards).

(7) TU	MP	FG	3FG	FT	R	F	A	T	B	S	TP
Allen	*50	5-16	0-1	2-2	11	1	3	0	1	0	12
Jefferson	*50	2-8	0-0	1-3	12	2	2	0	0	0	5
Fernandez	*38	5-16	4-6	0-0	1	3	0	1	0	0	14
Brown	*9	1-3	0-1	0-0	0	0	1	1	0	0	2
Moore	*49	7-12	1-2	2-2	4	4	2	4	0	0	17
Wyatt	41	5-11	1-4	3-4	2	3	4	3	0	2	14
DiLeo	12	0-0	0-0	0-0	0	1	1	1	0	1	0
Randall	1	0-0	0-0	0-0	0	0	0	1	0	0	0
Team					5						
Totals	250	25-66	6-14	8-11	35	15	13	11	1	3	64

(2) SDSU	MP	FG	3FG	FT	R	F	A	T	B	S	TP
Thomas	*45	6-12	0-0	1-1	9	3	3	3	4	1	13
Leonard	*46	5-14	0-1	6-6	9	3	3	4	0	2	16
White	*43	8-15	0-0	0-0	13	3	1	2	1	1	16
Tapley	*39	4-6	4-5	0-0	1	2	0	1	0	2	12
Gay	*50	3-13	1-4	2-2	6	0	5	1	0	0	9
Carlwell	8	1-2	0-0	0-0	1	1	1	1	1	0	2
Shelton	4	0-0	0-0	0-0	0	1	0	1	0	0	0
Rahon	15	1-3	1-1	0-0	1	1	0	0	0	0	3
Team					2						
Totals	250	28-65	6-11	9-9	42	14	13	13	6	6	71

Halftime: San Diego State 36, Temple 31. **End of Regulation:** San Diego State 54, Temple 54. **End of Overtime:** San Diego State 61, Temple 61. **FG%:** San Diego State 43.1, Temple 37.9. **3FG%:** San Diego State 54.5, Temple 42.9. **FT%:** San Diego State 100.0, Temple 72.7. **Officials:** Ted Valentine, Michael Stephens, Greg Nixon. **Technical:** None.

2010-11 Recaps



2011 NCAA SWEET 16 ► BACK-TO-BACK MOUNTAIN WEST CONFERENCE CHAMPIONS

2010-11 RECAPS ◀ REVIEW



Game 37

(3) #9/8 Connecticut 74
(2) #6/5 San Diego State 67
March 24, 2011 ♦ Anaheim, Calif.
Honda Center ♦ Att.: 17,890

ANAHEIM, Calif. - No. 6/5 San Diego State was unable to keep its magical NCAA Tournament run going as the second-seeded Aztecs dropped a 74-67 decision to No. 3 seed and No. 9/8 Connecticut in the West Regional semifinal at the Honda Center.

SDSU found itself trailing UConn, 36-27, at half-time after shooting 38.7 percent from the field. The Aztecs kept the game close until the Huskies went on a 6-0 run to close out the first half.

San Diego State came out of the break and chipped away at its deficit by putting together a 16-6 scoring run to take a 43-42 lead with 13:05 left in the second half. UConn quickly took the lead back, but SDSU kept within striking distance.

After three ties, the Aztecs appeared to have gained the upper-hand after taking a 53-49 lead with 9:25 remaining in regulation. A technical foul, however, resulted in two momentum-killing free throws. The Huskies slowly regained the lead from there and attempted to put the game out of reach with a 11-2 run.

SDSU, however, clawed its way back to cut the margin to 65-64 on a three-pointer by D.J. Gay. UConn responded once again and finished the game on an 9-3 run to spoil the Aztecs' comeback and clinch the victory.

Kawhi Leonard finished with 12 points and nine rebounds and Malcolm Thomas added 13 points and eight rebounds. Gay tallied a team-high 16 points, while classmate Billy White (14 points) also scored in double figures.

UCONN	MP	FG	3FG	FT	R	F	A	T	O	B	S	TP
Olander	*5	1-2	0-0	0-0	1	0	0	0	0	0	0	2
Smith	*32	2-4	1-2	0-0	8	3	1	1	2	1	1	5
Oriakhi	*35	2-7	0-0	1-2	9	3	2	2	1	0	5	
Lamb	*30	9-11	3-3	3-4	2	3	1	1	0	1	24	
Walker	*40	12-25	4-8	8-10	3	1	3	4	0	2	36	
Beverly	3	0-0	0-0	0-0	0	2	0	0	0	0	0	0
Coombs-McDaniel	24	0-3	0-1	0-0	4	1	0	0	0	0	0	0
Giffey	1	0-0	0-0	0-0	0	1	0	0	0	0	0	0
Napier	21	1-5	0-2	0-0	3	2	6	1	0	1	2	
Okwandu	9	0-0	0-0	0-0	0	0	0	0	0	0	0	0
Team					5							
Totals	200	27-57	8-16	12-16	35	16	13	9	3	5	74	

SDSU	MP	FG	3FG	FT	R	F	A	T	O	B	S	TP
Thomas	*33	6-11	0-0	1-4	8	2	3	0	0	0	13	
Leonard	*29	5-12	1-4	1-2	9	4	4	2	0	0	12	
White	*39	6-8	0-0	2-4	4	2	2	1	0	1	14	
Tapley	*32	2-10	1-7	0-0	3	3	2	2	1	0	5	
Gay	*35	5-15	4-9	2-3	4	1	0	3	0	2	16	
Carlwell	7	1-3	0-0	0-0	1	0	0	0	0	0	2	
Shelton	1	0-0	0-0	0-0	0	0	0	0	0	0	0	0
Rahon	18	1-4	1-2	0-0	1	0	2	0	0	0	3	
Franklin, J.	6	1-1	0-0	0-0	2	2	1	1	0	1	2	
Team					5							
Totals	200	27-64	7-22	6-13	37	14	14	9	1	4	67	

Halftime: Connecticut 36, San Diego State 27. **FG%:** Connecticut 47.4, San Diego State 42.2. **3FG%:** Connecticut 50.0, San Diego State 31.8. **FT%:** Connecticut 75.0, San Diego State 46.2. **Officials:** Tom O'Neill, Steve Olson, Patrick Adams. **Technicals:** San Diego State - Kawhi Leonard, Jamaal Franklin.



San Diego State participated in an hour-long open-to-the-public practice at McKale Center in Tucson, Ariz., the day prior to its second-round NCAA Tournament game vs. Northern Colorado.



Four of San Diego State's five starters, Malcolm Thomas, Kawhi Leonard, D.J. Gay and Billy White (left-right), fielded questions from the national media in anticipation of its second-round game vs. Northern Colorado.



San Diego State head coach Steve Fisher met with TNT's Reggie Miller, Dan Bonner and Kevin Harlan at McKale Center in Tucson, Ariz., for the NCAA Tournament second- and third-round games.

Mountain West Statistics



2011 NCAA SWEET 16 ► BACK-TO-BACK MOUNTAIN WEST CONFERENCE CHAMPIONS

2010-11 Mountain West Standings

Pl. Team	W	L	Pct.	Home	Away	W	L	Pct.	Home	Away	Neutral	Streak	Last 10	Postseason
1. (6/11) SDSU	14	2	.875	7-1	7-1	34	3	.919	14-1	12-1	8-1	L1	8-2	NCAA
(10/13) BYU	14	2	.875	7-1	7-1	32	5	.865	13-1	10-1	9-3	L1	7-3	NCAA
3. UNLV	11	5	.688	5-3	6-2	24	9	.727	11-5	8-3	5-1	L2	7-3	NCAA
4. Colorado State	9	7	.562	5-3	4-4	19	13	.594	9-5	6-5	4-3	L3	4-6	NIT
5. New Mexico	8	8	.500	5-3	3-5	22	13	.629	14-3	6-8	2-2	L1	5-5	NIT
6. Air Force	6	10	.375	4-4	2-6	16	16	.500	12-5	3-11	1-0	L1	3-7	CollegeInsider.com
6. Utah	6	10	.375	3-5	3-5	13	18	.419	9-6	4-9	0-3	L3	3-7	
8. Wyoming	3	13	.188	3-5	0-8	10	21	.323	10-7	0-11	0-3	L4	2-8	
9. TCU	1	15	.063	1-7	0-8	11	22	.323	8-8	1-11	2-3	L1	1-9	

Team All-Games Statistics

Scoring Offense	G	Pts.	PPG
1. BYU	37	3012	81.4
2. UNM	35	2562	73.2
3. SDSU	37	2660	71.9
4. UNLV	33	2363	71.6
5. CSU	32	2279	71.2
6. TCU	33	2220	67.3
7. Utah	31	2078	67.0
8. WYO	31	2044	65.9
9. AFA	32	2074	64.8

FG Pct. Defense	FG	FGA	Pct.
1. SDSU	802	2027	.396
2. UNLV	704	1737	.405
3. AFA	705	1737	.406
4. BYU	902	2174	.415
5. Utah	763	1808	.422
6. UNM	813	1923	.423
7. CSU	750	1747	.429
8. WYO	764	1710	.447
9. TCU	818	1779	.460

Scoring Defense	G	Pts.	PPG
1. SDSU	37	2192	59.2
2. UNLV	33	2077	62.9
3. AFA	32	2082	65.1
4. UNM	35	2308	65.9
5. CSU	32	2166	67.7
6. BYU	37	2512	67.9
7. WYO	31	2161	69.7
8. Utah	31	2177	70.2
9. TCU	33	2318	70.2

3-Point FG Pct.	3FG	FGA	Pct.
1. AFA	212	563	.377
2. BYU	312	865	.361
3. TCU	214	612	.350
4. SDSU	223	639	.349
5. UNM	226	654	.346
6. CSU	187	561	.333
7. Utah	181	546	.332
8. UNLV	184	559	.330
9. WYO	155	549	.282

Scoring Margin	PPG	OPPG	+/-
1. BYU	81.4	67.9	+13.5
2. SDSU	71.9	59.2	+12.6
3. UNLV	71.6	62.9	+8.7
4. UNM	73.2	65.9	+7.3
5. CSU	71.2	67.7	+3.5
6. AFA	64.8	65.1	-0.2
7. TCU	67.3	70.2	-3.0
8. Utah	67.0	70.2	-3.2
9. WYO	65.9	69.7	-3.8

3-Pt. FG Pct. Def.	3FG	FGA	Pct.
1. SDSU	194	608	.319
2. BYU	218	666	.327
3. UNLV	189	575	.329
4. TCU	200	607	.329
5. UNM	226	682	.331
6. CSU	201	602	.334
7. AFA	266	788	.338
8. Utah	174	498	.349
9. WYO	230	625	.368

Free Throw Pct.	FT	FTA	Pct.
1. BYU	662	865	.765
2. UNM	582	817	.712
3. AFA	418	593	.705
4. SDSU	455	653	.697
5. Utah	429	618	.694
6. CSU	496	717	.692
7. UNLV	495	718	.689
8. TCU	364	540	.674
9. WYO	449	667	.673

Rebound Margin	Reb	OReb	+/-
1. SDSU	37.7	31.0	+6.8
2. UNM	37.1	31.2	+6.0
3. BYU	38.5	35.7	+2.8
4. CSU	34.2	32.6	+1.5
5. UNLV	34.9	33.5	+1.4
6. Utah	35.7	36.5	-0.8
7. TCU	32.8	34.4	-1.6
8. WYO	32.3	35.5	-3.2
9. AFA	28.7	34.7	-6.0

Field Goal Pct.	FG	FGA	Pct.
1. AFA	722	1532	.471
2. CSU	798	1707	.467
3. SDSU	991	2141	.463
4. UNLV	842	1836	.459
5. UNM	877	1971	.457
6. BYU	1019	2267	.449
7. TCU	821	1883	.436
8. WYO	720	1671	.431
9. Utah	734	1724	.426

A/TO Ratio	Ast	TO	Ratio
1. BYU	14.5	10.9	1.33
2. AFA	15.4	12.1	1.28
3. SDSU	13.5	10.9	1.24
4. UNLV	15.4	12.5	1.22
5. UNM	15.3	13.5	1.14
6. TCU	10.9	14.4	1.13
7. CSU	13.3	14.1	0.94
8. WYO	10.5	14.1	0.74
9. Utah	9.6	13.7	0.70

Team MWC Games Only Statistics

Scoring Offense	G	Pts.	PPG
1. BYU	16	1312	82.0
2. UNM	16	1131	70.7
3. SDSU	16	1121	70.1
4. UNLV	16	1117	69.8
5. CSU	16	1089	68.1
6. Utah	16	1033	64.6
7. WYO	16	1009	63.1
8. AFA	16	987	61.7
9. TCU	16	982	61.4

FG Pct. Defense	FG	FGA	Pct.
1. SDSU	346	886	.391
2. UNLV	352	845	.417
3. BYU	395	944	.418
4. AFA	357	846	.422
5. CSU	372	869	.428
6. Utah	409	950	.431
7. UNM	377	859	.439
8. WYO	430	895	.480
9. TCU	412	845	.488

Scoring Defense	G	Pts.	PPG
1. SDSU	16	947	59.2
2. UNLV	16	1036	64.8
3. AFA	16	1046	65.4
4. UNM	16	1071	66.9
5. CSU	16	1074	67.1
6. BYU	16	1114	69.6
7. Utah	16	1123	70.2
8. TCU	16	1162	72.6
9. WYO	16	1208	75.5

3-Point FG Pct.	3FG	FGA	Pct.
1. AFA	120	306	.392
2. BYU	145	371	.391
3. Utah	103	286	.360
4. UNM	103	302	.341
5. SDSU	96	286	.336
6. TCU	95	298	.319
7. UNLV	85	275	.309
8. CSU	84	279	.301
9. WYO	81	285	.284

Scoring Margin	PPG	OPPG	+/-
1. BYU	82.0	69.6	+12.4
2. SDSU	70.1	59.2	+10.9
3. UNLV	69.8	64.8	+5.1
4. UNM	70.7	66.9	+3.8
5. CSU	68.1	67.1	+0.9
6. AFA	61.7	65.4	-3.7
7. Utah	64.6	70.2	-5.6
8. TCU	61.4	72.6	-11.2
9. WYO	63.1	75.5	-12.4

3-Pt. FG Pct. Def.	3FG	FGA	Pct.
1. SDSU	70	246	.285
2. CSU	96	304	.316
3. UNLV	90	284	.317
4. AFA	129	401	.322
5. TCU	104	296	.351
6. Utah	87	246	.354
7. BYU	101	284	.356
8. UNM	110	296	.372
9. WYO	125	331	.378

Free Throw Pct.	FT	FTA	Pct.
1. BYU	309	385	.803
2. UNM	262	355	.738
3. SDSU	225	321	.701
4. UNLV	234	335	.699
5. AFA	169	248	.681
6. TCU	155	228	.680
7. CSU	243	359	.677
8. Utah	180	269	.669
9. WYO	192	297	.646

Rebound Margin	Reb	OReb	+/-
1. SDSU	39.8	32.4	+7.4
2. UNM	36.7	30.3	+6.4
3. UNLV	36.0	33.6	+2.4
4. BYU	37.3	35.2	+2.1
5. CSU	34.2	32.7	+1.6
6. Utah	34.9	37.4	-2.5
7. TCU	31.5	34.9	-3.4
8. WYO	30.9	37.6	-6.6
9. AFA	27.3	34.6	-7.3

Field Goal Pct.	FG	FGA	Pct.
1. AFA	349	758	.460
2. CSU	381	841	.453
3. BYU	429	950	.452
4. UNM	383	870	.440
5. UNLV	399	916	.436
6. SDSU	400	925	.432
7. Utah	375	888	.422
8. WYO	368	889	.414
9. TCU	366	902	.406

A/TO Ratio	Ast	TO	Ratio
1. AFA	15.7	12.1	1.30
2. UNLV	15.3	11.9	1.29
3. BYU	14.3	11.3	1.27
4. SDSU	12.9	10.6	1.22
5. TCU	13.6	12.3	1.11
5. UNM	14.6	13.3	1.10
7. CSU	13.8	13.4	1.02
8. WYO	10.5	13.4	0.79
9. Utah	9.5	12.8	0.74

Mountain West Statistics



2011 NCAA SWEET 16 ► BACK-TO-BACK MOUNTAIN WEST CONFERENCE CHAMPIONS

MOUNTAIN WEST STATISTICS ◀ REVIEW

Individual All-Games Statistics

Scoring	G	FG	3FG	FT	Pts.	Avg/G
1. Fredette, Jimmer, BY	37	346	124	252	1068	28.9
2. Ogide, Andy, CS	32	215	9	110	549	17.2
3. Clyburn, Will, UT	30	163	62	126	514	17.1
4. Leonard, Kawhi, SD	36	211	25	110	557	15.5
5. Jackson, Desmar, WY	30	151	25	111	438	14.6
6. Watkins, Josh, UT	31	155	20	120	450	14.5
7. Gary, Dairese, NM	33	134	35	163	466	14.1
8. Lyons, Michael, AF	31	147	25	105	424	13.7
9. Willis, Tre'Von, LV	29	126	42	90	384	13.2
10. Stanback, Chace, LV	33	162	47	57	428	13.0
11. Emery, Jackson, BY	37	151	92	68	462	12.5
12. M'Baye, Amath, WY	31	150	8	65	373	12.0
13. Fow, Tom, AF	32	130	73	46	379	11.8
14. Franklin, Travis, CS	32	120	0	137	377	11.8
15. Williams, Kendall, NM	35	122	55	107	406	11.6
16. Thomas, Malcolm, SD	37	158	2	104	422	11.4
17. Bellfield, Oscar, LV	33	122	66	60	370	11.2
18. Green, Garlon, TC	33	135	49	50	369	11.2
19. Davies, Brandon, BY	29	115	0	93	323	11.1
20. Gay, D.J., SD	37	137	73	65	412	11.1

Rebounding	G	Reb	RPG
1. Leonard, SD	36	380	10.6
2. Thomas, SD	37	301	8.1
3. Clyburn, UT	30	233	7.8
4. Ogide, CS	32	246	7.7
5. Davies, BY	29	180	6.2
6. Cadot, TC	32	193	6.0
7. Hartsock, BY	37	220	5.9
8. Stanback, LV	33	195	5.9
9. M'Baye, WY	31	176	5.7
10. Thomas, LV	33	171	5.2

Assists	G	Ast.	APG
1. Thorns, TC	32	225	7.03
2. Gary, NM	33	182	5.52
3. Fredette, BY	37	160	4.32
4. Williams, NM	35	141	4.03
5. Washington, AF	32	127	3.97
6. Bellfield, LV	33	123	3.73
7. Willis, LV	29	104	3.59
8. Watkins, UT	31	109	3.52
9. Luster, WY	28	96	3.43
10. Gay, SD	37	116	3.14

FG Percentage	FG FGA	Pct
1. Ogide, CS	215 366	.587
2. Lyons, AF	147 296	.497
3. Stanback, LV	162 339	.478
4. M'Baye, WY	150 316	.475
5. Fredette, BY	346 765	.452
7. Leonard, SD	211 475	.444

FT Percentage	FT FTA	Pct
1. Fredette, BY	252 282	.894
2. Willis, LV	90 108	.833
3. Lyons, AF	105 133	.789
4. Gary, NM	163 209	.780
5. Clyburn, UT	126 166	.759
6. Leonard, SD	110 145	.759

Steals	G	St	SPG
1. Emery, BY	37	101	2.73
2. Jackson, WY	30	61	2.03
3. Willis, LV	29	46	1.59
4. Leonard, SD	36	51	1.42
5. Williams, NM	35	49	1.40
9. Tapley, SD	34	44	1.29

3FG Percentage	3FG FGA	Pct
1. Fow, AF	73 159	.459
2. Williams, NM	55 129	.426
3. Nigon, CS	54 131	.412
4. Clyburn, UT	62 154	.403
5. Fredette, BY	124 313	.396
10. Gay, SD	73 204	.358

3FG Made	G	3FG	3PG
1. Fredette, BY	37	124	3.35
2. Emery, BY	37	92	2.49
3. Fow, AF	32	73	2.28
4. Clyburn, UT	30	62	2.07
5. Bellfield, LV	33	66	2.00
6. Gay, SD	37	73	1.97

Blocked Shots	G	Blks	BPG
1. Foster, UT	31	99	3.19
2. Thomas, SD	37	75	2.03
3. Hartsock, BY	37	61	1.65
4. Thiam, WY	30	44	1.47
5. Washburn, UT	31	33	1.06
9. White, SD	36	27	0.75

A/T/O Ratio	Ast	TO	Ratio
1. Thorns, TC	225	83	2.71
2. Gay, SD	116	47	2.47
3. Washington, AF	127	61	2.08
4. Williams, NM	141	71	1.99
5. Gary, NM	182	92	1.98

Minutes Played	G	MP	MPG
1. Fredette, BY	37	1323	35.76
2. Gay, SD	37	1302	35.19
3. Clyburn, UT	30	1040	34.67
4. Gary, NM	33	1117	33.85
5. Thorns, TC	32	1080	33.75
7. Leonard, SD	37	1172	32.56

Individual MWC Games Only Statistics

Scoring	G	FG	3FG	FT	Pts.	Avg/G
1. Fredette, Jimmer, BY	16	150	57	145	502	31.4
2. Ogide, Andy, CS	16	107	8	69	291	18.2
3. Gary, Dairese, NM	16	70	21	88	249	15.6
4. Clyburn, Will, UT	15	75	27	49	226	15.1
5. Leonard, Kawhi, SD	16	83	5	66	237	14.8
6. Watkins, Josh, UT	16	79	12	64	234	14.6
7. Willis, Tre'Von, LV	14	66	24	47	203	14.5
8. Jackson, Desmar, WY	16	81	20	43	225	14.1
9. Gordon, Drew, NM	16	95	0	32	222	13.9
10. Emery, Jackson, BY	16	73	47	25	218	13.6
Lyons, Michael, AF	16	79	17	43	218	13.6
12. M'Baye, Amath, WY	16	84	3	38	209	13.1
13. Stanback, Chace, LV	16	76	20	26	198	12.4
14. Fow, Tom, AF	16	64	42	22	192	12.0
15. Cruz, Francisco, WY	16	71	23	24	189	11.8
16. Gay, D.J., SD	16	61	32	31	185	11.6
17. Thomas, Malcolm, SD	16	67	2	47	183	11.4
18. Davies, Brandon, BY	14	54	0	51	159	11.4
19. Thorns, Hank, TC	16	67	16	30	180	11.3
20. Bellfield, Oscar, LV	16	56	29	34	175	10.9

Rebounding	G	Reb	RPG
1. Leonard, SD	16	190	11.9
2. Gordon, NM	16	189	11.8
3. Thomas, SD	16	149	9.3
4. Ogide, CS	16	124	7.8
Stanback, LV	16	124	7.8
6. Davies, BY	14	102	7.3
7. Clyburn, UT	15	106	7.1
8. Foster, UT	16	108	6.8
9. Hartsock, BY	16	105	6.6
10. O'Brien, UT	16	99	6.2
M'Baye, WY	16	99	6.2

Assists	G	Ast.	APG
1. Thorns, TC	16	130	8.13
2. Gary, NM	16	91	5.69
3. Washington, AF	16	78	4.88
4. Fredette, BY	16	68	4.25
5. Willis, LV	14	53	3.79
6. Williams, NM	16	59	3.69
7. Gay, SD	16	58	3.63
8. Watkins, UT	16	57	3.56
9. Luster, WY	14	49	3.50
10. Bellfield, LV	16	54	3.38

FG Percentage	FG FGA	Pct
1. Ogide, CS	107 185	.578
2. Gordon, NM	95 171	.556
3. Lyons, AF	79 164	.482
4. M'Baye, WY	84 182	.462
5. Emery, BY	73 161	.453

FT Percentage	FT FTA	Pct
1. Fredette, BY	145 161	.901
2. McDonald, NM	40 46	.870
3. Willis, LV	47 56	.839
4. Gary, NM	88 105	.838
5. Lyons, AF	43 53	.811
6. Leonard, SD	66 86	.767

Steals	G	St	SPG
1. Emery, BY	16	43	2.69
2. Willis, LV	14	24	1.71
3. Jackson, WY	16	27	1.69
4. Leonard, SD	16	24	1.50
Gay, SD	16	24	1.50
Fredette, BY	16	24	1.50

3FG Percentage	3FG FGA	Pct
1. Fow, AF	42 86	.488
2. Green, TC	27 59	.458
3. Fredette, BY	57 133	.429
4. Rahon, SD	24 59	.407
5. Emery, BY	47 119	.395
10. Gay, SD	32 96	.333

3FG Made	G	3FG	3PG
1. Fredette, BY	16	57	3.56
2. Emery, BY	16	47	2.94
3. Fow, AF	15	42	2.63
4. Gay, SD	16	32	2.00
5. Nigon, CS	16	31	1.94

Blocked Shots	G	Blks	BPG
1. Foster, UT	16	55	3.44
2. Thomas, SD	16	37	2.31
3. Hartsock, BY	16	23	1.44
4. Gordon, NM	16	22	1.38
5. Thiam, WY	15	20	1.33
8. Carlwell, SD	16	14	0.88
White, SD	16	14	0.88
Waddell, WY	16	14	0.88

A/T/O Ratio	Ast	TO	Ratio
1. Gay, SD	58	15	3.87
2. Thorns, TC	130	40	3.25
3. Washington, AF	78	26	3.00
4. Gary, NM	91	46	1.98
5. Luster, WY	49	25	1.96

Minutes Played	G	MP	MPG
1. Thorns, TC	16	600	37.50
2. Fredette, BY	16	589	36.81
3. Gay, SD	16	582	36.38
4. Gary, NM	16	579	36.19
5. Cruz, WY	16	566	35.38
9. Leonard, SD	16	526	32.88