

## Game No. 12



Providence (7-4) at

San Diego State (5-6)

Friday, Dec. 31, 2004

2:05 p.m. PST (announced)

Cox Arena (12,414)

San Diego, Calif.

### ► TELEVISION

Channel 4 San Diego. Ted Leitner (play-by-play), Tony Gwynn (analysis), John Weisbarth (sidelines) and Jason Bott (producer). The game will also be broadcast in the Providence market on Cox Sports TV3.

### ► RADIO

XPRS-1090 AM, San Diego (The Mighty 1090). Allan Horton (play-by-play), John Kentera (analysis) and Dave Marcus (producer).

### ► SERIES

This is the first meeting between San Diego State and Providence. The Aztecs are tentatively scheduled to return the game next season. This is the Aztecs' first game against a Big East opponent since Dec. 28, 1989 and marks the first time SDSU has played host to a Big East team at the eight-year old Cox Arena.

### ► UP NEXT

San Diego State concludes the non-conference portion of the schedule with a game against South Dakota State at Cox Arena on Jan. 3. The Jacks entered this season having posted a 118-36 (76.6 percent) record since the 2000-01 campaign. Following the contest against South Dakota State, SDSU will open Mountain West Conference play with consecutive road games and will not play again at home until Jan. 22, against Wyoming.

# Aztec Basketball

SAN DIEGO STATE GAME NOTES • vs. PROVIDENCE • FRI., DEC. 31 • COX ARENA AT AZTEC BOWL

## San Diego State Battles 2004 NCAA Tournament Team Providence; Hosts First Big East Team in Cox Arena and Hosts First Associated Press 1st-Team All-American Since 1988

For the first time since 1988, San Diego State (5-6) will welcome a reigning first-team Associated Press All-American to San Diego, as senior forward Ryan Gomes and the Providence Friars (7-4) battle the Aztecs in a New Years Eve matinee.

Game time is set for 2:05 p.m. PST and the contest will be broadcast by Channel 4 San Diego. The game will also be shown in the Providence market, and the game is available via satellite AMC9, Transponder K08.

This marks the first visit by a Big East team to Cox Arena (including the 2001 NCAA First and Second Rounds that were hosted by San Diego State at Cox Arena) and marks the first contest versus a member of the league since Dec. 28, 1989, when Villanova defeated San Diego State 57-52, in the finals of the Texaco Star Classic at the Sports Arena.

This is just the fourth time in the Division I era (since 1970-71) SDSU has played host to a current AP first-team All-American and the first time since the Aztecs battled J.R. Reid and North Carolina in 1988. On Dec. 29, 1988, Reid had 17 points, four rebounds and four assists as seventh-ranked North Carolina defeated San Diego State, 103-92.

San Diego State is coming off a hard-fought 69-59 loss to Iowa State in Hilton Coliseum on Tuesday night. The Aztecs broke a 44 all tie with a Marcus Slaughter three-point field goal to take the lead with 9:29 to play. But the Cyclones responded with a 13-0 run to claim their 24th victory in their last 25 home games.

Sophomore guard Brandon Heath led the Aztecs with 20 points. It marked the 13th time in his career he has scored 20 or more points in a contest. Slaughter posted his fourth double-double of the season and the sixth of his career with 15 points and a game-high 12 rebounds. Senior forward Chris Walton returned to the lineup after being sidelined with a hip flexor and groin strain since the opener, and contributed six points and four rebounds.

The Aztecs are still struggling from the field. After shooting above 53 percent from the field in three straight games during a four-game winning streak earlier this season, San Diego State has failed to shoot 42 percent from the floor in its last six games, connecting on 131-of-344 (38.1 percent) during that span.

But, solid defense (Aztec opponents are shooting 42.2 percent in the last five games) and an ability to get to the free throw line (SDSU has shot more free throws than their opponents in eight of 11 games this season), have kept SDSU close. Three times in the last five games and four times this season, SDSU has lost a game that has been a one possession contest with three minutes or less remaining.

Providence, ranked 30th in the RPI (as of Dec. 30) has won consecutive games, including an impressive 72-59 victory at Memphis in its last outing on Dec. 23. The Friars have two losses to nationally-ranked teams - Wake Forest and Florida - and the other two defeats are by a combined total of 10 points. Providence has won five straight road games dating back to last season, knocking off Villanova, Boston College, Notre Dame, St. John's and Memphis. Gomes, a top-50 candidate for the Wooden Award and a preseason first-team All-American selection by Street & Smith, is averaging 19.8 points, 9.0 rebounds and is connecting on 41.3 percent of his three-point field goal attempts. He leads the Friars in both scoring and rebounding.

## INSIDE...

■ For just the fourth time in SDSU's Division I history a current member of the Associated Press All-American first-team will play the Aztecs in San Diego. Gomes joins North Carolina's J.R. Reid (1988), DePaul's Mark Aguirre (1980) and Long Beach State's Ed Ratleff (1973).

■ San Diego State is 0-4 lifetime against current members of the Big East Conference although Steve Fisher owns a 6-2 career mark against the league. Fisher led his squad to the 1989 national championship with a victory over Big East-member Seton Hall.

► *SDSU-Providence: The Series, Page 3*

■ San Diego State has lost four games this season that have been a one possession game with three minutes or less to play.

► *Can We Catch A Break, Page 3*

■ Sophomore forward Marcus Slaughter has started 28 consecutive games and scored 10 or more points in all 11 games this season.

► *Slaughter House Rules, Page 4*

■ Sophomore guard Brandon Heath, who earned MWC Player of the Week honors earlier this month, has hit a three in a personal-best 12 straight games.

► *Heath Among Leaders, Page 4*

## AZTECS AT-A-GLANCE (5-6 OVERALL/0-0 MWC)

No.	Name (Career G/GS)	Pos.	Ht.	Wt.	Cl.	PPG	RPG	Misc.	Note	* - Indicates walk-on; ► - Probable Starters
0	Tommy Johnson (88/20)	G	6-3	186	Sr.	1.2	1.1	0.6 apg	Started the last two games; Scored in 2 straight games for 1st time this season	
1	► Brandon Heath (41/36)	G	6-3	183	So.	16.8	3.6	3.8 apg	10+ pts. in 11-straight vs. DI opponents; 40-47 FTs; 13 career 20+ scoring gms.	
2	Wesley Stokes (99/49)	G	6-0	167	Sr.	---	---	---	Not on the active roster; SDSU is 11-4 when he has 20+ pts., rebs., ast.	
3	► Chris Walton (93/33)	F	6-8	234	Sr.	3.0	2.5	0.5 apg	Returned from 9-game absence with 6 pts. and 4 rebs. at Iowa State	
5	Trawn Hanour (41/8)	G	6-6	202	Sr.	1.0	1.0	0.7 apg	Last played Dec. 14 vs. SMC; Scored 3 pts. vs. SMC, 1st pts. since 2/24/03	
10	Shawn Weinstein * (2/0)	G	6-0	188	Fr.	0.0	0.0	2 GP	A redshirt last season, he saw action against UCSD and San Diego	
11	► Tyler Smith * (10/2)	G	6-2	208	Fr.	1.9	1.9	1.4 apg	CH 8 pts., CH 8 rebs. and 4 ast. vs. CSUF; Averages 14.6 mpg; 14 assists	
15	John Sharper (68/14)	G	6-0	195	Jr.	7.2	1.5	40.4 3FGs	40.9 career 3FG pct; Made 2 or more 3's in first 5 games this season	
20	Trimaine Davis (52/3)	F	6-8	233	Jr.	3.4	1.6	64.0 FGs	Made first start and scored CH 10 pts. at LMU; Career 58.1 FG Pct.	
21	► Matt Thomas (11/3)	G	6-3	191	Fr.	6.0	3.0	1.7 apg	Started 3 of last 4 gms.; Career-high 14 pts. at Wash.; Made 19 of last 23 FTA	
24	Tim McGrath (0/0)	F	6-5	182	Fr.	---	---	---	REDSHIRT CANDIDATE. High jumped 6-10 in high school.	
30	Chris Lamb (0/0)	F	6-9	205	Fr.	---	---	---	REDSHIRT CANDIDATE. Grew nine inches during his prep career	
31	Jared Ines * (5/0)	F	6-7	234	Sr.	1.6	0.0	5 GP	Hard working senior with great strength for his size; 6 pts. vs. UCSD	
33	Chris Manker (86/11)	C	7-0	225	Sr.	10.0	3.2	1.5 apg	54 career treys; Aztecs are 9-3 when he blocks a shot; Made 13 of last 14 FTA	
42	► Marcus Slaughter (41/29)	F	6-8	223	So.	18.8	9.2	1.5 bpg	10+ pts in 11 straight gms. for 1st time in career; 4 double-doubles this yr.	
50	Mohamed Camara (11/8)	C	6-10	265	Jr.	2.7	4.3	7 blks.	Speaks six languages; Averages 8.5 rebounds per 40 minutes	

Head Coach: Steve Fisher (Illinois State, 1967) • 259-167 (14th full season overall) • 75-85 (sixth season at SDSU)

Assistant Head Coach: Brian Dutcher (Minnesota, 1982) Assistant Coaches: Gregg Gottlieb (UCLA, 1995), Mark Hughes (Michigan, 1989)

Director of Operations: Mark Fisher (Michigan, 2001) Athletic Trainer: Mark Haines (Metropolitan State College, 1987)

# SCHEDULE/RESULTS

Date	Opponent (Television)	Time/Result	Note	Record	RPI	Sagarin
N.19	UC Santa Barbara (Ch. 4 San Diego)	ot-L, 72-80	► Aztecs overcome 10-point deficit to force OT but can't overcome 38.8 FG pct.	3-5	198	176
N.22	Monmouth (Ch. 4 San Diego)	W, 69-65	► SDSU rallies from 18 points to win; Aztecs enjoy 41-20 rebound advantage	1-7	264	250
N.27	UC San Diego	W, 86-51	► Manker and Slaughter combine for 43 points; Aztecs force 27 TOs and shoot 60.4 pct.	4-4	---	---
D.1	San Diego (Ch. 4 San Diego)	W, 83-63	► SDSU shoots 53.6 percent has 38-24 rebound margin; Heath (26 pts.), Manker (22 pts.)	7-5	202	157
D.4	at UC Santa Barbara	W, 73-55	► Aztecs connect on 12-of-20 3FGs and have 60.0 FG pct.; SDSU led by 36 in 2nd half	3-5	198	176
D.7	at No. 16/21 Washington	L, 69-98	► Washington scores first eight points and leads wire-to-wire; Thomas career-high 14 pts.	10-1	4	4
<b>San Diego SLAM Presented By PerfectWave Technologies (Cox Arena; San Diego, Calif.)</b>						
D.11	Southern California vs. San Diego	USC, 87-75				
D.11	California (Ch. 4 San Diego)	L, 57-60	► SDSU shoots 35.0 percent and is outrebounded 37-30; Slaughter: 18 pts., 9 rebs.	7-3	108	130
D.14	SAINT MARY'S	L, 64-73	► Aztecs rally from 11-point second half deficit to take lead; SDSU: 36.0 FG%, 21.4 3FG%	11-4	82	103
D.18	at Loyola Marymount (Ch. 4 San Diego)	L, 68-72	► SDSU shoots 35.2 percent; 2nd half rebounds: LMU 24, SDSU 12; Slaughter 21 pts.	8-3	135	94
D.21	CAL ST. FULLERTON (Ch. 4 San Diego)	W, 63-60	► Slaughter collects 3rd double-double of the season; Smith CHs - 8 pts., 8 rebs; CSUF 29.0%	5-3	290	192
D.28	at Iowa State (ESPN Regional)	L, 59-69	► Aztecs led by 3 with 9:30 to play; SDSU shoots 38.3 pct. and attempts 7 free throws	7-2	34	66
<b>D.31</b>	<b>PROVIDENCE (Ch. 4 San Diego)</b>	<b>2:05 p.m. PST</b>	<b>► Aztecs last game against a Big East team was on Dec. 28, 1989</b>	<b>7-4</b>	<b>30</b>	<b>72</b>
J.3	SOUTH DAKOTA ST. (Ch. 4 San Diego)	7:05 p.m. PST	► The Jacks entered the season 118-36 (76.6 percent) since the 2000-01 season	2-10	---	202
J.8	*at Brigham Young (SportsWest)	7:05 p.m. MST	► San Diego State opens MWC play on the road for the third time in four years	4-8	151	217
J.15	*at UNLV (SportsWest)	7:30 p.m. PST	► The two meetings last season were decided by a total of eight points	6-4	42	61
J.22	*WYOMING (Ch. 4 San Diego)	7:05 p.m. PST	► Aztecs have won five of the last six meetings between the teams	6-4	89	127
J.24	*COLORADO STATE (ESPN)	9:00 p.m. PST	► SDSU is 4-3 in its last seven games versus Colorado State	7-4	206	151
J.29	*at Air Force (Ch. 4 San Diego)	4:05 p.m. MST	► Aztecs have left Clune with victories in two of their last four visits	6-5	157	83
J.31	*at New Mexico (SportsWest)	7:00 p.m. MST	► Last six meetings have resulted in four Aztec victories	12-2	113	47
F.5	*UTAH (Ch. 4 San Diego)	7:05 p.m. PST	► First meeting in 2005 for teams that met three times in the 03-04 season	9-3	105	106
F.7	*BRIGHAM YOUNG (SportsWest)	7:05 p.m. PST	► SDSU has defeated Brigham Young twice in the last three meetings at Cox Arena	4-8	151	217
F.12	*UNLV (ESPN+Plus)	Noon PST	► Game vs. UNLV in San Diego is broadcast by ESPN+Plus for second straight year	6-4	42	61
F.19	*at Colorado State (Ch. 4 San Diego)	7:00 p.m. MST	► Aztecs last won in Fort Collins on Feb. 16, 2002; 2004 game at CSU went 2OTs	7-4	206	151
F.21	*at Wyoming (ESPN)	10:00 p.m. MST	► SDSU has won two of its last three games in Laramie	6-4	89	127
F.26	*NEW MEXICO (SportsWest)	7:05 p.m. PST	► Aztecs have defeated New Mexico three straight times at Cox Arena	12-2	113	47
F.28	*AIR FORCE (Ch. 4 San Diego)	7:05 p.m. PST	► San Diego State is 3-1 in last four "Senior Day" games	6-5	157	83
M.5	*at Utah (ESPN+Plus)	1:00 p.m. MST	► Four-point loss at Utah last season was closest for the Aztecs since 1986	9-3	105	106

## Mountain West Conference Basketball Tournament (Pepsi Center, Denver, Colo.)

M.10	Quarterfinal Round	► San Diego State tries to repeat 2002 MWC championship run
M.11	Semifinal Round	
M.12	Championship Game	

\* - Indicates Mountain West Conference game. RPI, Sagarin and records are current as of Dec. 30, 2004.

## Contact Information

### ► SDSU

Mike May,  
Associate MRD/MBB Contact  
Office (619) 594-5547  
Cell (619) 957-8372  
Home (619) 644-1767  
Fax (619) 582-6541  
E-Mail [mmay@mail.sdsu.edu](mailto:mmay@mail.sdsu.edu)  
Web [goaztecs.com](http://goaztecs.com)

### ► PROVIDENCE

Arthur Parks,  
Assistant AD/ MRD  
Office (401) 865-2759  
Fax (401) 865-2583  
E-Mail [aparks@providence.edu](mailto:aparks@providence.edu)  
Web [friars.com](http://friars.com)

### ► SOUTH DAKOTA ST.

Ron Lenz,  
Sports Information Director  
Office (605) 688-4623  
Fax (605) 688-5999  
E-Mail [Ronald.Lenz@sdsu.edu](mailto:Ronald.Lenz@sdsu.edu)  
Web [gojacks.com](http://gojacks.com)

## Aztecs Put Scare into Cyclones, Before Falling at Hilton Coliseum, 69-59

AMES, Iowa -- San Diego State rallied from a 13-point deficit to take a lead with less than 10 minutes remaining but was unable to hold on to the lead as Iowa State won for the 24th time in its last 25 home games with a 69-59 victory at Hilton Coliseum on Dec. 28.

The Aztecs shot just 38.3 percent from the field, but utilized a 7-0 run capped by a Marcus Slaughter three-pointer to take a 47-44 lead with 9:29 to play. The Cyclones responded with a 13-0 run to seize control of the game.

San Diego State outscored Iowa State from the field, 55-54, but the Cyclones held a 15-4 advantage from the free throw line. It marked just the third time this season that an Aztec opponent has shot more free throws than San Diego State.

Iowa State also held advantages in rebounds (37-31) and turnovers (12-17).

Sophomore guard Brandon Heath led the Aztecs with 20 points. It marked the 13th time in his career he has scored 20 or more points in a contest. Slaughter posted his fourth double-double of the season and the sixth of his career with 15 points and a game-high 12 rebounds. Senior forward Chris Walton returned to the lineup after being sidelined with a hip flexor and groin strain since the opener, and contributed six points and four rebounds.

Curtis Stinson paced the Cyclones with 17 points, while Jared Homan and Will Blalock added 16 and 15 points, respectively.

The Cyclones held advantages in points in the paint (38-24) and fastbreak points (12-0) in the contest. The Aztecs also set season lows for free throws made (4) and free throws attempted (7), while Iowa State attempted 28 free throws, the most by an Aztec opponent this season.

## Iowa State 69, San Diego State 59

Dec. 28, 2004 | Hilton Coliseum | Ames, Iowa

SDSU	MP	FG	3FG	FT	R	F	A	TO	B	S	TP
Johnson	*6	1-2	0-0	0-0	1	1	0	0	0	0	2
Heath	*39	9-19	2-8	0-0	3	1	2	3	1	1	20
Smith	*13	0-4	0-3	0-0	1	1	1	1	0	0	0
Davis	*9	0-0	0-0	0-0	0	2	0	2	0	0	0
Slaughter	*32	6-12	1-2	2-5	12	3	1	4	2	2	15
Sharper	36	3-9	2-7	0-0	3	2	3	1	0	3	8
Thomas	8	0-0	0-0	2-2	0	0	0	0	0	0	2
Walton	23	2-7	2-6	0-0	4	3	0	2	0	1	6
Manker	19	2-6	2-5	0-0	0	3	2	2	0	1	6
Camara	15	0-1	0-0	0-0	1	3	2	1	0	0	0
Team					6			1			
<b>Totals</b>	<b>200</b>	<b>23-60</b>	<b>9-31</b>	<b>4-7</b>	<b>31</b>	<b>19</b>	<b>11</b>	<b>17</b>	<b>3</b>	<b>8</b>	<b>59</b>

ISU	MP	FG	3FG	FT	R	F	A	TO	B	S	TP
Stinson	*35	6-13	0-1	5-10	4	2	6	3	0	2	17
Carr	*28	1-5	0-2	1-2	7	0	3	0	0	1	3
Blalock	*36	5-7	1-2	4-5	5	0	4	3	0	1	15
Staple	*23	2-7	0-0	1-4	5	3	0	1	0	1	5
Homan	*39	7-13	0-0	2-5	7	0	1	1	3	1	16
Clark	13	2-2	1-1	0-0	1	0	1	3	0	1	5
Davis	4	0-1	0-1	0-0	0	0	0	1	0	0	0
Neal	4	0-1	0-0	0-0	0	0	0	0	0	0	0
George	5	0-0	0-0	2-2	1	0	0	0	0	0	2
Faulkner	13	3-4	0-0	0-0	2	4	1	0	1	1	6
Team					5						
<b>Totals</b>	<b>200</b>	<b>26-53</b>	<b>2-7</b>	<b>15-28</b>	<b>37</b>	<b>9</b>	<b>16</b>	<b>12</b>	<b>4</b>	<b>8</b>	<b>69</b>

Halftime: Iowa State 32, San Diego State 29. FG %: Iowa State 49.1, San Diego State 38.3. 3FG%: Iowa State 28.3, San Diego State 29.0. FT%: Iowa State 53.6, San Diego State 57.1. Officials: Scott Thornley, Kerry Sitton, Mark Whitehead. Technicals: SDSU: Brandon Heath. Attendance: 8,091.

**Series Breakdown**

**THE SERIES**

Overall	First Meeting
Overall Streak	N/A
at SDSU	N/A
at PC	N/A
Neutral	N/A
Fisher vs. PC	First Meeting

**STATISTICAL COMPARISON**

	SDSU	PC
Record	5-6	7-4
Conference Record	0-0	0-0
Scoring Offense	69.4	76.1
Scoring Defense	67.8	67.7
Scoring Margin	+1.5	+8.4
Rebound Margin	-0.6	-2.6
FG Percentage	43.5	46.6
FG Percentage Def.	43.3	38.7
3FG Percentage	33.3	36.2
3FG Percentage Def.	36.6	30.6
FT Percentage	67.4	65.8
Assists Per Game	12.5	17.0
Turnovers Per Game	16.3	14.5
Turnover Margin	-0.5	+1.5
A/TO Margin	0.8	1.2
Blocks Per Game	3.2	6.2
Steals Per Game	8.8	10.4

**COMMON OPPONENTS**

	SDSU	PC
	None	None

**SDSU vs. BIG EAST CONFERENCE**

	W	L
Boston College	0	0
Connecticut	0	0
Georgetown	0	1
Notre Dame	0	0
Pittsburgh	0	0
Providence	0	0
Rutgers	0	0
Seton Hall	0	0
St. John's	0	0
Syracuse	0	0
Villanova	0	3
West Virginia	0	0
<b>TOTAL</b>	<b>0</b>	<b>4</b>

**PROVIDENCE (7-4; 0-0 BIG EAST)**

No.	Name	Pos.	Ht.	Wt.	Cl.	PPG	RPG	Hometown
1	Donnie McGrath	G	6-4	190	Jr.	7.6	2.4	Katonah, N.Y. (John F. Kennedy Catholic)
2	DeSean White	F	6-7	230	Fr.	3.2	2.2	Philadelphia, Pa. (Cardinal Dougherty HS)
3	Ryan Gomes	F	6-7	240	Sr.	19.8	9.0	Waterbury, Conn. (Wilby High School)
4	Rob McKiver	G	6-3	195	Fr.	2.1	1.0	New Haven, Conn. (Winchendon School)
5	Gerald Brown	G	6-4	198	So.	8.3	2.5	Baltimore, Md. (Hargrave Military Academy)
11	Tuukka Kotti	F	6-9	220	Sr.	10.7	6.0	Forssa, Finland (Salon Vilpas Salo)
12	Ray Cross	G	5-11	170	Fr.	---	---	Cumberland, R.I. (St. Andrew's)
15	Herbert Hill	F/C	6-9	220	So.	3.7	2.2	Kinston, N.C. (Kinston HS)
21	Jeff Parmer	F	6-7	230	Fr.	0.7	2.0	Niagara Falls, N.Y. (Niagara Falls HS)
23	Elliott McCray	G/F	6-4	200	Fr.	0.0	0.0	Atlanta, Ga. (North Atlanta HS)
24	Dwight Brewington	G	6-5	195	So.	15.5	4.6	Lynn, Mass. (Worcester Academy)
25	Sean Van De Walle	F	6-4	205	So.	0.0	0.5	Elmhurst, Ill. (Fenwick HS)
31	Timothy Englert	G	5-11	165	Jr.	0.0	0.0	Ramsey, N.J. (Bergen Catholic HS)
32	Randall Hanke	C	6-10	215	Fr.	5.0	2.7	New York, N.Y. (Trinity-Pawling School)
33	Charlie Burch	F	6-6	218	Fr.	1.5	0.6	Dorchester, Mass. (Tabor Academy)

**Head Coach:** Tim Welsh (Potsdam State '84) - 108-86 in seventh season at Providence and 178-108 overall

**Assistant Coaches:** Steve DeMeo, Phil Seymore, Bob Walsh

**San Diego State vs. Providence: The Series**

- ▶ San Diego State and Providence are meeting for the first time in men's basketball. The Aztecs are tentatively scheduled to return the game next season.
- ▶ There are 31 Division I basketball conferences and San Diego State has wins over 29 of them. The only leagues that the Aztecs have not claimed a victory over are the Horizon (a league in which SDSU has never faced any of the nine league members) and the Big East. SDSU is 0-4 lifetime against the current 12 members of the conference.
- ▶ Friday will mark the first time a Big East team has played in Cox Arena and will be the first time San Diego State has faced a member of the league since a 57-52 loss to Villanova in the finals of the Texaco Star Classic at the Sports Arena on Dec. 28, 1989.
- ▶ Steve Fisher has never faced Providence as a head coach and he owns a 6-2 record against members of the Big East (3-0 vs. Notre Dame, 2-0 vs. Seton Hall, 1-1 vs. St. John's, 0-1 vs. Pittsburgh). All eight of his encounters with the Big East occurred while he was at Michigan. Fisher has claimed several big wins over the Big East, none bigger than his sixth career victory on April 3, 1989. That day, he guided Michigan to its only basketball championship with an 81-80 overtime victory over Seton Hall in Seattle. The last time Fisher faced a member of the Big East was on March 20, 1997, when he guided the Wolverines to a 67-66 victory at Notre Dame en route to claiming the 1997 postseason NIT championship.

**Winning vs. Losing**

If you look at San Diego State statistics in victories and losses, it is hard to believe the same team that has won five games, three by 18 or more points, is the same team that has lost six games, four of which were a one possession game with less than three minutes remaining.

▶ The most glaring statistic is field goal percentage, where the Aztecs have shot 51.4 percent in five victories and 37.7 percent in five losses, a difference of 13.7 percent. In every game this season, and in the last 13 San Diego State games dating back to last season, the team with the better field goal percentage has won. The Aztecs have lost nine consecutive games when an opponent has a higher field goal percentage.

▶ To the surprise of no one, Aztec opponents are shooting better, 10.6 percent to be precise, in Aztec losses vs. Aztec wins. Holding opponents below 40.0 percent from the field has been a good omen, not only this season but during the Fisher era. The Aztecs are 34-6 when their opponent shoots 40 percent or less from the field.

▶ Another trend to look for is the rebound war. The Aztecs own a +7.4 rebound margin in victories and a -7.3 rebound margin in losses, a swing of 14.7 rebounds per game. San Diego State is 4-1 this season and 52-31 in the Fisher era when owning a rebound advantage. Meanwhile, San Diego State is just 23-52 during Fisher's six seasons when facing a disadvantage on the glass.

**Can We Catch A Break?**

Last season San Diego State finished 14-16 but were just a couple of key possessions away from not only posting a fourth consecutive .500 or better record, but also making an appearance in a third straight postseason.

In 2003-04, San Diego State lost three games they led with 59 seconds to go in regulation, lost six games that were a one possession contest with 25 seconds or less remaining and lost seven games that SDSU led with 13:48 to go in regulation.

Splitting the six games that were a one possession contest with 25 seconds or less remaining that SDSU lost, would have given the Aztecs a 17-13 record.

Unfortunately, that trend has continued into the beginning portion of the 2004-05 season. Of the Aztecs six losses this

**▶ SDSU vs. BIG EAST CONFERENCE**

Record: 0-4  
 Home: 0-2, Away: 0-1, Neutral: 0-1

Date	Opponent	Score
D.5.81	at Georgetown	L 53-71
D.30.82	Villanova	L 57-63
N.24.89	N-Villanova	L 58-66
D.28.89	Villanova	L 52-57

*N - Indicates neutral site.*

**▶ WINS vs. LOSSES**

	W	L
Record	5-0	0-6
Scoring Margin	+16.0	-10.5
FG Percentage	51.4	37.7
Opp. FG Pct.	37.3	47.9
3FG Percentage	41.9	26.5
Reb. Margin	+7.4	-7.3
TO Game	15.2	17.2

SDSU PLAYERS VS. PROVIDENCE

PLAYER	GP-GS	Min-Avg	FG-FGA	Pct	3FG-FGA	Pct	FT-FTA	Pct	Off	Def	Tot	Avg	PF	FO	A	TO	Blk	Stl	Pts	Avg
--------	-------	---------	--------	-----	---------	-----	--------	-----	-----	-----	-----	-----	----	----	---	----	-----	-----	-----	-----

No current Aztec player has faced Providence.

MWC Individual Rankings

Mohamed Camara	
Off. Rebounding	10th (2.0)
Rebounding	17th (4.3)
Brandon Heath	
Steals	2nd (2.09)
Assists	3rd (3.82)
Scoring	4th (16.8)
3FG Made	8th (1.91)
Free Throw Pct.	8th (85.1)

Chris Manker	
Scoring	20th (10.0)

John Sharper	
Free Throw Pct.	1st (100.0)
Steals	7th (1.45)
3FG Made	9th (1.91)
3FG Percentage	13th (40.4)

Marcus Slaughter	
Off. Rebounding	1st (3.82)
Scoring	3rd (18.8)
Steals	4th (1.64)
Rebounding	4th (9.2)
Def. Rebounding	6th (5.36)
Blocked Shots	6th (1.45)

season, four were a one possession game with under three minutes to play.

- ▶ vs. UCSB, ot-L, 72-80. Aztecs shoot just 38.8 percent from the field but succeed from rallying from 10 points down to force overtime before suffering season-opening loss.
  - ▶ vs. California, L, 57-60. Once again, San Diego State rallies from a double-digit deficit, trail by one point with 5:55 to play and have the ball down three when a three-point field goal attempt bounces off the rim as the clock expires.
  - ▶ vs. Saint Mary's, L, 64-73. Stop us if you have heard this before. San Diego State, which trailed by 11 points at one time, rallies to take a one-point lead with 3:04 to play, but can't hold on to the lead.
  - ▶ at Loyola Marymount, L, 68-72. Aztecs lead for 23:44 of the game and enjoyed a seven-point lead in the first half and a six-point lead in the second half. SDSU led with seven minutes remaining and trailed by two points with the ball with just over two minutes to play.
- In San Diego State's six losses this season:  
 ▶ The Aztecs have led in the final 10 minutes of the game: 4 times

Relying on the Underclassmen

Most people expected big things from San Diego State's senior class in 2004-05. With six players entering their final season on the Mesa, SDSU looked to be loaded with experience.

But due to injuries and other circumstances, the six seniors on the Aztec squad - Travis Hanour, Jared Ines, Tommy Johnson, Chris Manker, Wesley Stokes and Chris Walton - have played a total of 32 games, made nine starts, scored 140 points, pulled down 55 rebounds and have 28 assists through 11 games.

Right now, the Aztec senior class is accounting for 18.3 percent of the minutes played, 17.9 percent of the scoring, 16.7 percent of the rebounding and 20.3 percent of the assists. That means the Aztecs are on pace to return players responsible for more than 80 percent of those major statistical categories next season.

Despite having six members in its class, the senior trail both the junior class (with three members) and sophomore class (with two members) in starts, minutes played, points and rebounds per game.

There may be hope on the horizon for the class, with Travis Hanour and Chris Walton returning from injuries to play recently.

Below is a statistical breakdown by class.

	Players	GP	GS	Min.	PPG	RPG	APG
Senior	6	32	9	40.5	12.7	5.5	2.5
Junior	3	33	20	60.2	13.3	7.5	2.1
Sophomore	2	22	21	68.4	35.6	12.8	5.0
Freshmen	3	23	5	33.2	7.7	4.7	3.0

Slaughter House Rules



Sophomore forward Marcus Slaughter has gotten off to an explosive start this season. An honorable mention all-conference selection as a freshman, Slaughter is averaging team-highs in scoring (18.8 ppg) and rebounding (9.2). As of Thursday, he ranked among the league leaders in scoring (3rd), rebounding (4th), and blocked shots (6th).

Slaughter's fast start this season isn't such a big surprise when you track his growth as a player month-by-month throughout his career (see right box). Nonetheless, November easily represented the best month at San Diego State

Other notes on Slaughter's great jump out of the gate.

- ▶ He has produced double-digit scoring games in all 11 games this season marking the first time in his career the sophomore has scored 10 or more points in as many as three consecutive games. He had eight double-figure scoring games all of last season.
- ▶ He is en route to post of the best individual single-season scoring average in school history. The last time an Aztec player averaged more than 18.3 points per game was in in 1985-86 season Michael Watson led the Western Athletic Conference with a 22.5 scoring average. That was also the last time an Aztec player led the league in scoring, something Slaughter is doing right now. His current scoring average of 18.8 would place him eighth all-time and fifth in the Division I era.

	SLAUGHTER MONTH-BY-MONTH		
	PPG	RPG	FG%
Nov. 2003	7.0	4.8	43.5
Dec. 2003	7.4	7.0	47.6
Jan. 2004	7.6	5.3	42.9
Feb. 2004	9.6	9.6	46.0
Mar. 2004	7.7	6.7	71.4
	PPG	RPG	FG%
Nov. 2004	22.0	8.0	57.6
Dec. 2004	17.6	9.6	47.1

## Aztecs off the Court

### ► Mohamed Camara

Speaks six languages... Moved to the United States on Sept. 29, 2001... Started playing basketball in 1999.

### ► Trimaine Davis

Hit by a car at age 16 that initiated his switch from football to basketball... Wears jersey No. 20 in memory of high school friend Greg Ashford who died in a drowning accident.

### ► Travis Hanour

Grew eight inches between his freshman and junior years of high school... Has four tattoos, all Christian related.

### ► Brandon Heath

Through his first full year (Fall, spring and summer semesters), he has completed 41 college units... On schedule to be classified as a junior academically following the Fall, 2004 semester.

### ► Tommy Johnson

Enjoys traveling and visited St. Thomas on a seven-day cruise in summer of 2003... Has a basketball card collection.

### ► Chris Manker

Attended and worked the 1999 U.S. Senior Open at the Des Moines Golf and Country Club... Wants to open a sports restaurant chain called Super Manker's.

### ► John Sharper

His mother is working on her Ph.D. in education psychology at the University of Missouri... Played the saxophone for three years in high school.

### ► Marcus Slaughter

Heavily involved in community activities and initiates many of the community projects the team is involved in... Teamed with Brandon Heath to win the 2004 Pro City championship in Los Angeles (formerly known as the Say No Classic).

### ► Chris Walton


Organized food drives in conjunction with Aztec basketball home games each of the past three seasons... Went to his first Grateful Dead concert when he was two months old... Youngest son of Bill Walton.

### ► Steve Fisher

Won a charity free-throw shooting contest featuring the eight head coaches at the 2003 EA Sports Maui Invitational.

- With 207 total points this season, he is 87.3 percent of the way toward matching his freshman point total of 237 points. Last season he did not reach 207 points for the season until his 25th game of the season.
- He led the Aztecs in scoring just once last season but has already led SDSU in scoring in six of the first 11 games this season.
- He also has already connected on eight three-point field goals after making just eight last season.
- He has attempted 98 free throws through 11 games and is on pace to attempt 249 attempts in a 28-game season. That would be just two short of the school record currently held by Michael Cage, who attempted 251 during his senior campaign in 1983-84.

## Heath Among League Leaders... In Everything



Already with a Mountain West Conference Player of the Week honor to his credit, Brandon Heath continues to progress into one of the top guards in the Mountain West Conference.

A native of Los Angeles, Heath is averaging 16.8 points this season, while connecting on 35.0 percent of his attempts from three-point range. He is the Aztec leading scorer during the month of December, averaging 18.4 points in the eight games during the holiday month.

Other notes on Heath's sophomore campaign

- Scored in double figures in eight consecutive games and 11 straight against Division I teams.
- Made a three-point field goal in 12 straight games dating back to last season (longest streak of his career).
- Made 40-of-47 free throws this season, including 25 of his last 30 attempts. He has 598 career points in just 41 collegiate games for a 14.6 scoring average.

## Super Manker



Chris Manker could very easily be the biggest surprise in the Mountain West Conference this season. The senior entered this season with career numbers of 206 points and 139 rebounds but has already started six games this season and is 20th in the league in scoring

- One reason for his success has been his play in the low post. This season, Manker has 29 two-point field goals, nine more than his total for the entire 2003-04 season when he had 17. He had 34 two-point field goals in 75 career games entering this season.
- His 110 total points are 10 more than his previous season high set last season as a junior.

## Four-Game Win Streak Most Impressive Since 1984

Although the Aztecs four-game win streak was snapped at Washington, the dominance SDSU displayed during the streak is worth reflecting on.

Although the Aztecs have had longer win streaks, you have to go back 20 years to find a more dominating four-game win streak than what SDSU has put together during the last four games.

San Diego State posted four victories by a combined score of 311-234, or by 77 total points. That makes an average victory total of 19.3 points during the four-game streak.

The last time the Aztecs put together a more dominating four game run was when the 1984-85 NCAA Tournament team outscored its opponents by 81 points in four consecutive games during December, 1984. The four-game streak was part of an 8-0 record that squad posted to begin the 1984-85 season and marks the last time San Diego State got off to a better start than this season's 4-1 record.

Below is a look at the most dominating four-game winning streaks based on point differential since the beginning of the 1984-85 season.

Rk.	Season	Pts.	Opponents	Final Record
1.	1984-85	+88	at UC Irvine, Morgan State, San Diego, UC Santa Barbara	23-8
	1984-85	+81	Morgan State, San Diego, UC Santa Barbara, at Long Beach State	23-8
3.	2004-05	+77	<b>Monmouth, UC San Diego, San Diego, at UC Santa Barbara</b>	
4.	2000-01	+59	Morgan State, Norfolk State, Oklahoma State, Texas A&M-CC	14-14
	1990-91	+59	Midwestern State, Cal Poly Pomona, UC Irvine, Arkansas State	13-16
6.	1984-85	+58	Wyoming, Long Beach, Texas-El Paso, New Mexico	23-8
	1984-85	+58	at US International, at Hawai'i, Air Force, at Brigham Young	23-8
8.	2002-03	+53	Hawai'i, at Houston, Florida Atlantic, IPFW	16-14
9.	2002-03	+52	at Houston, Florida Atlantic, IPFW, Loyola Marymount	16-14
10.	2000-01	+48	Norfolk State, Oklahoma State, Texas A&M-CC, at Loyola Marymount	14-14
11.	2000-01	+47	Arizona State, Morgan State, Norfolk State, Oklahoma State	14-14
12.	2002-03	+46	at Long Beach State, Hawai'i, at Houston, Florida Atlantic	16-14
13.	1984-85	+46	at Wyoming, at Air Force, Utah, Brigham Young	23-8
14.	1984-85	+42	Colorado State, Wyoming, Long Beach, Texas-El Paso	23-8

During the four-game winning streak, San Diego State put together some impressive numbers:

- San Diego State has shot 54.2 percent from the field during the four-game stretch, shooting above 50.0 percent from the floor in each of the last three games. That is the longest stretch since posting a 50 percent or better field goal percentage in five straight games from Feb. 22-Mar. 8, 2003. Since that time, SDSU shot 50 percent or better from the floor just twice in the 37 games prior to the beginning of the current three-game streak.
- The Aztecs have held their opponent to 40.1 percent field goal shooting, Since Steve Fisher's arrival at San Diego State,

**Mountain West**

**STANDINGS**

School	MWC		Overall	
	W	L	W	L
New Mexico	0	0	12	2
Utah	0	0	9	3
CSU	0	0	7	4
UNLV	0	0	6	4
Wyoming	0	0	6	4
Air Force	0	0	6	5
SDSU ◀	0	0	5	6
BYU	0	0	4	8

**SCHEDULE AND RESULTS**

Monday, December 13  
at Lamar 66, Air Force 59 (ot)

Tuesday, December 14  
**Saint Mary's 73, at SDSU 64**

Friday, December 17  
Northern Colorado at Utah

Saturday, December 18  
Utah State 84, at Brigham Young 62  
at Colorado 69, Colorado State 63  
at New Mexico 77, Tennessee 58  
**at Loyola Marymount 72, SDSU 68**  
Oklahoma State 79, at UNLV 67  
Wyoming 68, at Creighton 64

Monday, December 20  
at Utah 66, Coppin State 37

Tuesday, December 21  
North Carolina State at BYU  
Texas State at Colorado  
**Cal State Fullerton at SDSU**  
Gardner-Webb at UNLV

Tuesday, December 28  
at Iowa 73, Air Force 63  
at Brigham Young 77, S. Utah 52  
at Colorado State 93, Stetson 57  
at New Mexico 101, MVSU 68  
**at Iowa State 69, SDSU 59**  
at Utah 51, Weber State 40  
San Diego 95, at Wyoming 88

Wednesday, December 29  
at New Mexico 88, Troy 66  
at UNLV 74, Texas-PA 54

Thursday, December 30  
Denver at Colorado State  
Colorado at Utah  
Wyoming at Southern Illinois

Friday, December 31  
Rutgers at Air Force  
Santa Clara at Brigham Young  
**Providence at SDSU**

Sunday, January 2  
UNLV at Texas

the Aztecs are 33-6 when their opponent shoots 40 percent or less from the field.

▶ A staple of the Aztec program has been strong rebounding. San Diego State has outrebounded four of five opponents this season and has a +8.2 rebound margin during the four-game winning streak.

As you might expect, four-game winning streak typically means good things for the rest of the season. The last two times SDSU has had at least a four-game winning streak in a season they have advanced to postseason play (2001-02 NCAA Tournament, 2002-03 NIT) and every season under Steve Fisher's direction that the Aztecs have a had four-game winning streak, SDSU has gone to finish .500 or better.

**Postseason Play, Guaranteed**

Given Steve Fisher's track record, San Diego State's prospects of returning to the postseason for a third time in four seasons appears to be good. In his 12 full seasons, Steve Fisher has returned at least three starters off a squad he coached the previous season eight times. He has guided all eight of those teams to postseason play, including six of those squads to the NCAA Tournament. Those eight teams have combined to post a 20-5 record in postseason play, including two appearances in the NCAA Tournament championship game (1991 and 1992) and a championship in the NIT (1996).

Some additional notes on Steve Fisher's success when returning at least three starters off a team he has coached.

- ▶ Is 8-for-8 in leading his team to the postseason. Six times he has guided a team to the NCAA Tournament.
- ▶ Has won at least one postseason game in six of those eight seasons and at least two games in five of those eight post-seasons.
- ▶ Averaged 22.6 wins in those eight seasons. In six of the eight years his teams have won at least 21 games.

Below is a look at Fisher's magic when returning at least three starters from his previous squad.

Previous Season	Record	Season	Returning Starters	Returning Letterwinners	Record	Postseason
1988-89	30-7	1989-90	4	8	23-8	NCAA Tournament, 2nd Round
1990-91	14-15	1991-92	4	11	25-9	NCAA Tournament, Runner-Up
1991-92	25-9	1992-93	5	11	31-5	NCAA Tournament, Runner-Up
1992-93	31-5	1993-94	5	11	24-8	NCAA Tournament, Elite Eight
1993-94	24-8	1994-95	3	6	17-14	NCAA Tournament, 1st Round
1995-96	20-12	1996-97	4	7	24-11	NIT Champions
2000-01	14-14	2001-02	4	8	21-12	NCAA Tournament, 1st Round
2001-02	21-12	2002-03	3	5	16-14	NIT, 2nd Round
2003-04	14-16	2004-04	4	9		
<b>Averages</b>			<b>4.0</b>	<b>8.4</b>	<b>22.6-10.1</b>	<b>8 Postseason Appearances; 20-5 record in Postseason Play</b>

**Preseason Magazines Gives Aztecs Little Love**

Most of the preseason magazines have picked the Aztecs to finish in the lower half of the Mountain West Conference standings and the MWC poll was no exception, picking the Aztecs to finish seventh; however, a pretty strong case can be made that San Diego State will have a successful 2004-05 season.

- ▶ San Diego State returns four starters and nine letterwinners (includes Travis Hanour who sat out last season due to injuries) from the 2003-04 season. The Aztecs return eight of their top nine scorers from last season.
- ▶ Steve Fisher is 8-for-8 in his career in taking teams to the postseason when returning at least three starters off a team he coached the previous season. Included in those eight postseason trips are six NCAA Tournament berths and an average total of 22.6 wins. The last time a Steve Fisher-coached team returned four starters was 2001-02, when Fisher guided the Aztecs to their first NCAA Tournament appearance since 1985. Twice in his career, Fisher has returned at least three starters and at least nine letterwinners off a team he coached, both seasons he has led his team to the NCAA Tournament, posting a collective 56-14 record.
- ▶ San Diego State returns 77.0 percent of points, 74.2 percent of field goals, 99.4 percent of three-point field goals, 78.0 percent of free throws, 68.6 percent of rebounds, 91.3 percent of assists, 54.9 percent of blocked shots, 85.8 percent of steals and 81.9 percent of minutes from the 2003-04 season.
- ▶ The 2004-05 SDSU roster has played 538 games and made 161 starts. Nine players on the Aztec roster have played in at least 30 college games and five players have made at least 18 college starts. Last season, the Aztec roster (not counting Travis Hanour's total because he missed the season due to injury) entered the campaign with a total of 407 games and 72 starts. In 2002-03 when San Diego State advanced to the second round of the postseason NIT, the Aztecs entered the campaign with 413 games and 152 starts of experience. In 2001-02 when the Aztecs claimed the Mountain West Conference championship and advanced to the NCAA Tournament, San Diego State entered the season with 370 games and 194 starts.
- ▶ San Diego State was not that far away last season from making their third consecutive postseason appearance. Although the Aztecs finished 14-16 overall, they lost three games when they led with 59 seconds left, lost six games that were a one possession game with 25 seconds or less remaining and lost seven games when they led with 13:48 or less remaining in regulation. Part of that can be explained by the fact that SDSU had just one scholarship senior (Aerick Sanders).
- ▶ San Diego State returns three players that earned all-Mountain West Conference recognition last season. Senior guard Wesley Stokes, sophomore guard Brandon Heath and sophomore forward Marcus Slaughter are back for SDSU this season. This marks the first time in school history that three all-league performers return from an Aztec team. In fact, in the Mountain West Conference era, San Diego State has never returned two all-MWC performers the following season (2000-01 (0); 2001-02 (0); 2002-03 (1) Tony Bland; 2003-04 (0); 2004-05 (3) Brandon Heath, Marcus Slaughter, Wesley Stokes).
- ▶ San Diego State has two of the best underclassmen not only in the league, but also in the country in Brandon Heath

**SDSU Mountain  
West Conference  
Player of the Week**

Date	Nominee
Nov. 23	Marcus Slaughter
Nov. 30	Marcus Slaughter
<b>Dec. 6</b>	<b>Brandon Heath</b>
Dec. 13	Marcus Slaughter
Dec. 20	Marcus Slaughter
Dec. 27	Tyler Smith

Bold indicates player won the award

and Marcus Slaughter. The duo was two of only four freshmen to earn all-league recognition last season. Heath and Slaughter combined to score 650 points and pull down 284 rebounds in their inaugural season.

▶ Another example of the stability of the Aztec program can be found by the number of players that have signed with San Diego State out of the prep ranks. Of San Diego State's 16-player roster, three are Division I transfers (Travis Hanour, Chris Manker and Wesley Stokes), two junior college players (Mohamed Camara and walk-on Jared Ines) and 11 players who signed with SDSU directly out of high school. Of the five newcomers, four signed with the Aztecs out of high school.

<b>0</b>	<b>Tommy Johnson</b> Guard, 6-3, 186, Sr.-3L Los Angeles, Calif. (Crenshaw High)	PPG 04-05 1.2 RPG 1.1 APG 0.6 FG 50.0 3FG 00.0 FT 25.0 MWC Career Highs: Points: 18 vs. Troy State (11-30-03) Rebounds: 7 vs. IPFW (12-30-02) Assists: 5 at Cal Poly (11-30-02)	Played in 88 career games and has made 20 starts... Played in 44 games in which the Aztecs have won, second most among active players... Ranks 26th on the school's career three-point field goals list... Never fouled out of a game... Seven career 10+ scoring games... One of only two players to wear the number zero jersey in Aztec history (Jim Roban).
<b>1</b>	<b>Brandon Heath</b> Guard, 6-3, 183, So.-1L Los Angeles, Calif. (Westchester High)	PPG 04-05 16.8 RPG 3.6 APG 3.8 FG 40.8 3FG 35.0 FT 85.1 MWC Career Highs: Points: 30 vs. Texas Tech (12-13-03) Rebounds: 9 vs. Monmouth (11-22-04) Assists: 9 vs. UCSD (11-27-04)	Earned MWC Player of the Week on Dec. 6... Already set career highs with nine rebounds and nine assists this season... 13 career 20+ scoring games... Has 598 career points in just 41 games... 8th on the SDSU career three-point field goal chart with 69... 3FG in 12 straight games... Scored in double figures in 11 straight vs. DI Opponents... Made 25 of last 30 FTA.
<b>3</b>	<b>Chris Walton</b> Forward, 6-8, 234, Sr.-3L San Diego, Calif. (Univ. of San Diego High)	PPG 04-05 3.0 RPG 2.5 APG 0.5 FG 18.2 3FG 28.6 FT 00.0 MWC Career Highs: Points: 17 at BYU (2-9-04) Rebounds: 10 - two times Assists: 6 vs. Portland (12-31-03)	Missed nine straight games due to hip flexor and groin strain... Returned to action at Iowa State (Dec. 28) and responded with 6 pts. and 4 rebs... Had streak of 31 consecutive games played broken against Monmouth (Nov. 22)... Did not practice between Nov. 20-Dec. 19 due to groin strain... MRI and X-Rays taken on Nov. 29 were negative.
<b>5</b>	<b>Travis Hanour</b> Guard, 6-6, 202, Sr.-1L Laguna Beach, Calif. (Laguna Beach/Univ. of Ariz.)	PPG 04-05 1.0 RPG 1.0 APG 0.7 FG 25.0 3FG 33.3 FT 00.0 MWC Career Highs: Points: 11 - two times Rebounds: 7 vs. Utah (1-18-03) Assists: 3 vs. Wash. St. (2-10-01)	Has played in three of last seven games... Prior to the UCSB game (Dec. 4), his last regular-season game was March 1, 2003... Had surgeries to alleviate chronic tendinitis in both knees since 2002-03... Most recent surgery was on his right knee on April 7, 2004, exactly 51 weeks after having similar surgery on his left knee.
<b>10</b>	<b>Shawn Weinstein</b> Guard, 6-0, 188, Fr.-RS Rancho Palos Verdes, Calif. (Peninsula High)	PPG 04-05 0.0 RPG 0.0 APG 0.0 FG 00.0 3FG 00.0 FT 00.0 MWC Career Highs: Points: Rebounds: Assists:	A talented high school star who walked on last season and redshirted... Solid ball handler who gives the Aztecs another option off the bench... Second year with the program... Played in his first career game against UC San Diego (Nov. 27)... Played three minutes against the Tritons.
<b>11</b>	<b>Tyler Smith</b> Guard, 6-2, 208, Fr.-HS San Clemente, Calif. (Santa Margarita High)	PPG 04-05 1.9 RPG 1.9 APG 1.4 FG 30.0 3FG 33.3 FT 50.0 MWC Career Highs: Points: 8 vs. CSUF (12-21-04) Rebounds: 8 vs. CSUF (12-21-04) Assists: 4 Twice	One of two true freshmen to play this season... His 146 minutes played are the seventh-highest total on the team... Played in 10-of-11 games this season and started the last two games... Career highs with eight points, eight rebounds and 38 minutes against CSUF (Dec. 21)... Had three points and four assists against UC San Diego (Nov. 27).
<b>15</b>	<b>John Sharper</b> Guard, 6-0, 195, Jr.-2L Oakland, Calif. (St. Mary's High)	PPG 04-05 7.2 RPG 1.5 APG 1.5 FG 40.9 3FG 40.4 FT 1.000 MWC Career Highs: Points: 15 at UCSB (12-4-04) Rebounds: 5 vs. UCSD (12-2-02) Assists: 4 at Arizona (12-22-03)	Once a walk-on, Sharper has progressed to a staple in the starting five... A career 40.3 percent three-point field goal shooter (3rd highest in school history)... Made multiple treys in first five games this season... Aztecs are 11-6 when he makes two or more 3's in a game... Averages one turnover every 20.2 minutes in his career... Current streak of 12 straight FTM.
<b>20</b>	<b>Trimaine Davis</b> Forward, 6-8, 233, Jr.-2L West Pittsburg, Calif. (Pittsburg High)	PPG 04-05 3.4 RPG 1.6 APG 0.1 FG 64.0 3FG 00.0 FT 41.7 MWC Career Highs: Points: 10 at LMU (12-18-04) Rebounds: 4 - three times Assists: 1 - four times	Connected on 16-of-25 shots from the floor this season... Has a career 58.1 field goal percentage... Averaging 11.4 minutes per game this season... Played in 52 career games... Started his first career game on Dec. 18 at LMU and responded with a career high 10 points... Averages 11.8 points and 5.8 rebounds per 40 minutes.
<b>21</b>	<b>Matt Thomas</b> Guard, 6-3, 191, Fr.-HS Riverside, Calif. (Martin Luther King High)	PPG 04-05 6.0 RPG 3.0 APG 1.7 FG 35.6 3FG 20.0 FT 68.8 MWC Career Highs: Points: 14 at Washington (12-7-04) Rebounds: 7 vs. SMC (12-14-04) Assists: 6 vs. Monmouth (11-22-04)	Started three of the last four games and played in all 11 games this season... Has two double-digit scoring games... Made 19 of last 23 FTA... Eight steals in last six games... One of four players on the team with more assists than turnovers (Chris Manker, Brandon Heath and Tyler Smith)... Averages 19.5 minutes per game.
<b>33</b>	<b>Chris Manker</b> Center, 7-0, 225, Sr.-2L W. Des Moines, Iowa. (Laguna Beach High/Oregon State Univ.)	PPG 04-05 10.0 RPG 3.2 APG 1.5 FG 45.6 3FG 30.0 FT 76.2 MWC Career Highs: Points: 23 vs. UCSD (11-27-04) Rebounds: 9 vs. UCSD (12-6-03) Assists: 3 - two times	Aztecs' tallest player at 7-0 and can shoot the three... Made 17 two-point field goals all of last season, and already has 29 two-point field goals this year... Shooting 58.0 percent inside the arc... SDSU has outscored opponents by 24 points when he is on the floor and has been outscored by six points when he is not in the game... Has 54 career treys.
<b>42</b>	<b>Marcus Slaughter</b> Forward, 6-9, 208, So.-1L Riverside, Calif. (J.W. North High)	PPG 04-05 18.8 RPG 9.2 APG 1.2 FG 49.6 3FG 33.3 FT 64.3 MWC Career Highs: Points: 28 vs. UCSB (11-19-04) Rebounds: 15 vs. UNLV (2-17-04) Assists: 4 at St. Mary's (1-7-04)	Started 28 consecutive games, the longest active streak on the team... Third leading scorer in the MWC at 18.8 ppg, he is hitting on 49.6 percent of his FG attempts... Scored in double figures in 11 straight games for the first time in his career after failing to score 10+ points in three straight prior to this streak... 7+ rebounds in eight straight games... Has four double-doubles this season.
<b>50</b>	<b>Mohamed Camara</b> Center, 6-10, 265, Jr.-TR Conakry, Guinea (Moore (Ky.) High/Riverside College)	PPG 04-05 2.7 RPG 4.3 APG 0.5 FG 40.6 3FG 00.0 FT 44.4 MWC Career Highs: Points: 7 vs. UCSD (11-27-04) Rebounds: 8 vs. Mon. (11-22-04) Assists: 1 - three times	Continues to get more comfortable with the offense... A wide body center with good strength... Has 30 points and 47 rebounds this season... Averages 8.5 rebounds per 40 minutes of action... Speaks six languages and grew up playing soccer in Guinea... Played 20 or more minutes six times including four of the last six games.

## Coach Steve Fisher

Assistant Head Coach: Brian Dutcher

Assistant Coaches: Gregg Gottlieb, Mark Hughes

- 14th full season overall: 259-167
- 6th season at SDSU: 75-85
- 1989 NCAA Championship
- Appeared in national championship game three times ('89, '92, '93)
- 8 NCAA Tournament Appearances

- 4th in Active NCAA Tournament winning percentage (behind only Krzyzewski, Pittino and Izzo)
- One of 10 active coaches to win an NCAA national championship (Boheim, Calhoun, Fisher, Izzo, Knight, Krzyzewski, Olson, Pitino, T. Smith, G. Williams)



# SDSU Broadcast Roster



**# 0  
TOMMY JOHNSON**

Guard  
6-3, 186, Senior-3L  
Los Angeles, Calif.  
Crenshaw High

PPG: 1.2    RPG: 1.1    APG: 0.6  
FG%: 25.0    3FG: 00.0    FT%: 00.0



**# 1  
BRANDON HEATH**

Guard  
6-3, 183, Sophomore-1L  
Los Angeles, Calif.  
Westchester High

PPG: 16.8    RPG: 3.6    APG: 3.8  
FG%: 40.8    3FG: 35.0    FT%: 85.1



**# 3  
CHRIS WALTON**

Forward  
6-10, 230, Junior-2L  
San Diego, Calif.  
Univ. of San Diego High

PPG: 3.0    RPG: 2.5    APG: 0.5  
FG%: 18.2    3FG: 28.6    FT%: 0.0



**# 5  
TRAVIS HANOUR**

Guard  
6-8, 216, Senior-1L  
Laguna Beach, Calif.  
Laguna Beach High/  
Univ. of Arizona

PPG: 1.0    RPG: 1.0    APG: 0.7  
FG%: 25.0    3FG: 33.3    FT%: 0.0



**# 10  
SHAWN WEINSTEIN**

Guard  
6-1, 178, Freshman-RS  
Rancho Palos Verdes, Calif.  
Peninsula High


PPG: 0.0    RPG: 0.0    APG: 0.0  
FG%: 0.0    3FG: 0.0    FT%: 0.0



**# 11  
TYLER SMITH**

Guard  
6-2, 208, Freshman-HS  
San Clemente, Calif.  
Santa Margarita Catholic  
High


PPG: 1.9    RPG: 1.9    APG: 1.4  
FG%: 30.0    3FG: 33.3    FT%: 50.0



**# 15  
JOHN SHARPER**

Guard  
6-0, 195, Junior-2L  
Oakland, Calif.  
St. Mary's High

PPG: 7.2    RPG: 1.5    APG: 1.5  
FG%: 40.9    3FG: 40.4    FT%: 100.0



**# 20  
TRIMAÏNE DAVIS**

Forward  
6-8, 233, Junior-2L  
West Pittsburg, Calif.  
Pittsburg High

PPG: 3.4    RPG: 1.6    APG: 0.1  
FG%: 64.0    3FG: 0    FT%: 41.7



**# 21  
MATT THOMAS**

Guard  
6-3, 191, Freshman-HS  
Riverside, Calif.  
Martin Luther King High

PPG: 6.0    RPG: 3.0    APG: 1.7  
FG%: 35.6    3FG: 20.0    FT%: 68.8



**# 31  
JARED INES**

Forward  
6-7, 234, Senior-Squad  
Modesto, Calif.  
Ceres High/  
Ohlone College

PPG: 2.0    RPG: 0.0    APG: 0.0  
FG%: 100.0    3FG: 0.0    FT%: 33.3



**# 33  
CHRIS MANKER**

Center  
7-0, 225, Junior-1L  
West Des Moines, Iowa  
Laguna Beach (Calif.) High/  
Oregon State Univ.

PPG: 10.0    RPG: 3.2    APG: 1.5  
FG%: 45.6    3FG: 30.0    FT%: 76.2



**# 42  
MARCUS SLAUGHTER**

Forward  
6-8, 223, Sophomore-1L  
Riverside, Calif.  
J.W. North High

PPG: 18.8    RPG: 9.2    APG: 1.2  
FG%: 49.6    3FG: 33.3    FT%: 64.3



**# 50  
MOHAMED CAMARA**

Center  
6-10, 265, Junior-TR  
Conakry, Guinea  
Moore (Ky.) High/  
Riverside College

PPG: 2.7    RPG: 4.3    APG: 0.5  
FG%: 40.6    3FG: 0    FT%: 44.4



**Head Coach  
STEVE FISHER**

- -14th full season as head coach • 259-167
- - 6th year at San Diego State • 75-85
- - 1989 NCAA champion
- - 3 NCAA Championship game appearances
- - 8 NCAA Tournament appearances
- - Among active coaches he ranks: 4th in NCAA Tournament winning percentage (20-7, 71.4 percent), 5th in NBA Draft Picks (14) and 6th in NCAA Final Four Appearances (3)

# SAN DIEGO STATE ROSTER

## 2004-05 Alphabetical Roster

No.	Name	Pos.	Ht.	Wt.	Yr.	Exp.	Most Recent Div. I Season			Hometown (High School/Previous School)
							PPG	RPG	APG	
50	Mohamed Camara	C	6-10	265	Jr.	JC	---	---	---	Conakry, Guinea (Moore (Ky.) High/Riverside (Calif.) College)
20	Trimaine Davis	F	6-8	233	Jr.	2L	1.5	1.0	0.1	West Pittsburg, Calif. (Pittsburg High)
5	Travis Hanour	G	6-6	202	Sr.	1L	3.1	3.1	1.0	Laguna Beach, Calif. (Laguna Beach High/Univ. of Arizona)
1	Brandon Heath	G	6-3	183	So.	1L	13.8	2.7	1.8	Los Angeles, Calif. (Westchester High)
31	Jared Ines *	F	6-7	234	Sr.	SQ	0.0	0.0	0.0	Modesto, Calif. (Ceres High/Ohlone College)
0	Tommy Johnson	G	6-3	186	Sr.	3L	4.0	1.9	1.0	Los Angeles, Calif. (Crenshaw High)
30	Chris Lamb	F	6-9	205	Fr.	HS	---	---	---	Louisville, Colo. (Monarch High)
33	Chris Manker	C	7-0	225	Sr.	2L	3.4	2.3	0.3	West Des Moines, Iowa (Laguna Beach (Calif.) High/Oregon State Univ.)
24	Tim McGrath	F	6-5	182	Fr.	HS	---	---	---	Santa Monica, Calif. (Santa Monica High)
15	John Sharper	G	6-0	195	Jr.	2L	4.1	0.9	0.9	Oakland, Calif. (St. Mary's High)
42	Marcus Slaughter	F	6-8	223	So.	1L	7.9	6.8	0.7	Riverside, Calif. (J.W. North High)
11	Tyler Smith *	G	6-2	208	Fr.	HS	---	---	---	San Clemente, Calif. (Santa Margarita Catholic High)
2	Wesley Stokes	G	6-0	167	Sr.	1L	12.1	2.3	5.8	Long Beach, Calif. (Poly High/Univ. of Missouri)
21	Matt Thomas	G	6-3	191	Fr.	HS	---	---	---	Riverside, Calif. (Martin Luther King High)
3	Chris Walton	F	6-8	234	Sr.	3L	8.7	4.9	2.3	San Diego, Calif. (Univ. of San Diego High)
10	Shawn Weinstein *	G	6-0	188	Fr.	RS	---	---	---	Rancho Palos Verdes, Calif. (Peninsula High)

## 2004-05 Numerical Roster

No.	Name	Pos.	Ht.	Wt.	Yr.	Exp.	Most Recent Div. I Season			Hometown (High School/Previous School)
							PPG	RPG	APG	
0	Tommy Johnson	G	6-3	186	Sr.	3L	4.0	1.9	1.0	Los Angeles, Calif. (Crenshaw High)
1	Brandon Heath	G	6-3	183	So.	1L	13.8	2.7	1.8	Los Angeles, Calif. (Westchester High)
2	Wesley Stokes	G	6-0	167	Sr.	1L	12.1	2.3	5.8	Long Beach, Calif. (Poly High/Univ. of Missouri)
3	Chris Walton	F	6-8	234	Sr.	3L	8.7	4.9	2.3	San Diego, Calif. (Univ. of San Diego High)
5	Travis Hanour	G	6-6	202	Sr.	1L	3.1	3.1	1.0	Laguna Beach, Calif. (Laguna Beach High/Univ. of Arizona)
10	Shawn Weinstein *	G	6-0	188	Fr.	RS	---	---	---	Rancho Palos Verdes, Calif. (Peninsula High)
11	Tyler Smith *	G	6-2	208	Fr.	HS	---	---	---	San Clemente, Calif. (Santa Margarita Catholic High)
15	John Sharper	G	6-0	195	Jr.	2L	4.1	0.9	0.9	Oakland, Calif. (St. Mary's High)
20	Trimaine Davis	F	6-8	233	Jr.	2L	1.5	1.0	0.1	West Pittsburg, Calif. (Pittsburg High)
21	Matt Thomas	G	6-3	191	Fr.	HS	---	---	---	Riverside, Calif. (Martin Luther King High)
24	Tim McGrath	F	6-5	182	Fr.	HS	---	---	---	Santa Monica, Calif. (Santa Monica High)
30	Chris Lamb	F	6-9	205	Fr.	HS	---	---	---	Louisville, Colo. (Monarch High)
31	Jared Ines *	F	6-7	234	Sr.	SQ	0.0	0.0	0.0	Modesto, Calif. (Ceres High/Ohlone College)
33	Chris Manker	C	7-0	225	Sr.	2L	3.4	2.3	0.3	West Des Moines, Iowa (Laguna Beach (Calif.) High/Oregon State Univ.)
42	Marcus Slaughter	F	6-8	223	So.	1L	7.9	6.8	0.7	Riverside, Calif. (J.W. North High)
50	Mohamed Camara	C	6-10	265	Jr.	JC	---	---	---	Conakry, Guinea (Moore (Ky.) High/Riverside (Calif.) College)

**Head Coach:** Steve Fisher (Illinois State, 1967)  
**Assistant Head Coach:** Brian Dutcher (Minnesota, 1982)  
**Assistant Coaches:** Gregg Gottlieb (UCLA, 1995), Mark Hughes (Michigan, 1989)  
**Director of Operations:** Mark Fisher (Michigan, 2001)  
**Dir. of Player Development:** Matt Soria (San Diego State, 2001)  
**Athletic Trainer:** Mark Haines (Metropolitan State College, 1987)

Year refers to basketball eligibility for the 2004-05 season. \* - Indicates walk-on.



# Steve Fisher

14th-Full Season • 6th Season at SDSU • Illinois State, 1967

One of the nation's most distinguished coaches, Steve Fisher has guided San Diego State's transformation from a college basketball afterthought to one of the most visible programs in the country.

In five short seasons, Steve Fisher has changed the outlook, fortunes and expectations of San Diego State basketball. The Aztecs have been transformed from the ugly duckling that muddled through the first-ever Mountain West Conference campaign with an 0-14 record into a program that has produced three .500 or better campaigns in the last four seasons, advanced to postseason play twice in the last three years, claimed a conference championship and the first Division I postseason victory in school history.

It is a school that now regularly goes toe-to-toe with the west's best basketball programs on the court and in the recruiting wars. It may be the new program on the block but seniority rarely matters in the changing world of college athletics.

When Fisher arrived on the scene, he found a basketball program that wasn't good enough to be called average. The Aztecs had suffered through 13 losing seasons in 14 years. Members of the school's last NCAA team were in the early stages of middle age. The expectations were in place all right. The Aztecs were expected and expecting to lose. The year before his arrival San Diego State won just four games.

The hiring only dates back to March of 1999, so referring to the "Steve Fisher Era" at San Diego State might be considered a bit premature. But with the Aztec banner now flying over the Mountain West Conference, there is little doubt that San Diego State basketball has reached a new level.

On March 26, 1999, San Diego State announced its arrival on the basketball scene in the form of a news conference to introduce its new coach, Steve Fisher. Fresh from a stint with the Sacramento Kings and with three appearances in the Final Four and a national championship in his pocket, he rolled up his sleeves and went to work. And work was needed. It looked to be a daunting challenge and yet the man with one of the highest winning percentages in NCAA Tournament history had no reservations.

No head-coaching career, at any level, started quicker than that of Steve Fisher. Six games into his head-coaching career he was undefeated and sporting a national championship ring. And the success

didn't stop with the national title.

Fisher's eight-plus seasons at the University of Michigan produced a 184-82 (.692) record, nine postseason tournament berths and three trips to the NCAA championship game, including the magical run to the 1989 national title.

Under Fisher, the Wolverines also claimed an NIT championship, won at least 20 games four times and finished among the top three in the powerful Big Ten Conference five times. In 1995, Michigan set a league record by holding opponents to just 39.4 percent shooting from the floor.

Fisher and Company raised the bar even higher in the postseason. His seven NCAA Tournament teams at Michigan combined for a 20-6 record, ranking him fourth among active coaches and ninth in NCAA history with a winning percentage of .769 in the national bracket. Only 13 coaches have taken more teams to the Final Four, including just five that are still active. He is one of three coaches to take three squads to the Final Four in the first five years of a head-coaching career, and one of just six coaches to lead a team to the championship of the NIT as well as the NCAA.

His accomplishments may be even greater at San Diego State. In 2001-02 he led the Aztecs to the postseason for the first time since 1985 and for just the fourth time ever. The 21 wins were second most for the school as a Division I program and the most since 1985. The fact that those numbers came after just three seasons signifies what is one of the great recent turnarounds in college basketball.

He followed that up with a third consecutive season with a .500 or better record in 2002-03 and led San Diego State back to the postseason for the second consecutive season for only the second time in the school's Division I history. In addition, SDSU claimed its first Division I postseason victory with a win in the NIT.

The Aztecs survived the loss of four starters and arguably the most difficult schedule in school history to post a 14-16 record in 2003-04. Highlights during the campaign included a third-place finish at the EA Sports Maui Invitational and home victories over Brigham Young and Utah.

The future looks even brighter. The Aztecs return three starters to go along with another nationally-ranked recruiting class have SDSU fans looking forward to the 2004-05 campaign.

## Record Breakdown

	Career
Home	148-52
Away	62-95
Neutral	49-20

## By Month

November	26-14
December	81-31
January	55-48
February	49-43
March	45-29
April	4-2

## Games Decided By/In

1-Point Games	13-7
2 Points	14-10
3 Points or Less	68-47
Overtime	19-14

## ► Steve Fisher Year-By-Year

Year	School	W	L	Pct.	Conference			Postseason/Honors
					W	L	Pct.	
1989	Michigan	6	0	1.000	-	-	-	NCAA Champions
1989-90	Michigan	23	8	.742	12	6	.667	NCAA Second Round
1990-91	Michigan	14	15	.483	7	11	.389	NIT First Round
1991-92	Michigan	25	9	.735	11	7	.611	NCAA Runner-Up, <i>Basketball Times</i> Coach of the Year
1992-93	Michigan	31	5	.861	15	3	.833	NCAA Runner-Up
1993-94	Michigan	24	8	.750	13	5	.722	NCAA Regional Finalist
1994-95	Michigan	17	14	.548	11	7	.611	NCAA First Round
1995-96	Michigan	20	12	.625	10	8	.556	NCAA First Round
1996-97	Michigan	24	11	.686	9	9	.500	NIT Champions
<b>Eight Full Seasons at UM</b>		<b>184</b>	<b>82</b>	<b>.692</b>	<b>88</b>	<b>56</b>	<b>.611</b>	<b>7 NCAA Tournaments, 9 Postseason Appearances</b>
Year	School	W	L	Pct.	W	L	Pct.	Postseason/Honors
1999-00	San Diego State	5	23	.179	0	14	.000	
2000-01	San Diego State	14	14	.500	4	10	.286	8th-most improved team in the country (Sagarin Ratings)
2001-02	San Diego State	21	12	.636	7	7	.500	NCAA First Round; Aztecs' first NCAA trip since 1985
2002-03	San Diego State	16	14	.552	6	8	.429	NIT Second Round; Aztecs reach postseason in consecutive yrs
2003-04	San Diego State	14	16	.483	5	9	.357	Two players that earned all-league honors return in 04-05
2004-05	San Diego State	5	6	.454				
<b>Six Seasons at SDSU</b>		<b>75</b>	<b>85</b>	<b>.469</b>	<b>22</b>	<b>48</b>	<b>.314</b>	<b>Consecutive Postseason Appearances</b>
Year	School	W	L	Pct.	W	L	Pct.	Postseason/Honors
<b>14th-Full Season Career</b>		<b>259</b>	<b>167</b>	<b>.608</b>	<b>110</b>	<b>104</b>	<b>.514</b>	<b>8 NCAA Tournaments, 11 Postseason Appearances</b>

**Season/Career Highs**

**Points**  
 Season 7 vs. CSUF, 12-21-04  
 Career 18 vs. Troy State, 11-30-03

**Rebounds**  
 Season 6 vs. CSUF, 12-21-04  
 Career 7 vs. IPFW, 12-30-02

**Assists**  
 Season 3 vs. CSUF, 12-21-04  
 Career 5 at Cal Poly, 11-30-02

**Field Goals**  
 Season 3 vs. CSUF, 12-21-04  
 Career 7 vs. Troy State, 11-30-03

**Field Goals Attempted**  
 Season 4 vs. CSUF, 12-21-04  
 Career 12 vs. Dayton, 11-25-03

**Three-Point Field Goals**  
 Season  
 Career 3 at UNLV, 3-13-03

**Three-Point FG Attempted**  
 Season 1 - Three times  
 Career 6 vs. Dayton, 11-25-03  
 6 vs. UCSD, 12-2-02  
 6 at Portland, 11-27-02

**Free Throws**  
 Season 1 vs. CSUF, 12-21-04  
 Career 3 - seven times

**Free Throws Attempted**  
 Season 2 vs. CSUF, 12-21-04  
 2 vs. Saint Mary's, 12-14-04  
 Career 5 vs. Dayton, 11-25-03


**Steals**  
 Season 2 at Washington, 12-7-04  
 Career 4 vs. Troy State, 11-30-03

**Blocked Shots**  
 Season 1 at Washington, 12-7-04  
 1 vs. Monmouth, 11-22-04  
 Career 2 vs. UCSB, 3-19-03  
 2 at Texas Tech, 12-13-03

**Minutes Played**  
 Season 24 vs. CSUF, 12-21-04  
 Career 33 vs. Troy State, 11-30-03

# 0 • Tommy Johnson

**Guard • 6-3 • 186 • Senior • Los Angeles, Calif. (Crenshaw High)**



One of eight players to see action in all 11 games this season... Played in 34 consecutive games dating back to the contest against UC San Diego on Dec. 6, 2003... Started each of the last two games and has 20 career starts... Earned his first start of this season against Cal State Fullerton (12-21-04) and responded with a season-high in points (seven), rebounds (six) and assists (three) in 24 minutes of action... Against 16th-ranked Washington (12-7-04), he recorded two steals, a block and an assist, marking the first time he has posted a number in all three categories since Dec. 20, 2003 against Eastern Washington (three points, one rebound, two assists, two steals and one blocked shot)... Played 10 or more minutes in a game five times this season... 88 career games are the second most among active players, trailing only Chris Walton (93)... Has seven career double-figure scoring games... Never fouled out in 88 career games.

**2004-05 Game-By-Game Statistics**

Date	Opponent	S	MP	FG-FGA	3FG-FGA	FT-FTA	REB	PF	A	TO	BK	S	TP
N.19	UC Santa Barbara		15	0-2	0-1	0-0	1	1	2	1	0	0	0
N.22	Monmouth		12	1-1	0-0	0-0	1	0	0	1	1	0	2
N.27	UC San Diego		7	0-0	0-0	0-0	0	1	0	1	0	1	0
D.1	San Diego		4	0-0	0-0	0-0	1	0	0	0	0	0	0
D.4	at UC Santa Barbara		7	0-0	0-0	0-0	0	0	0	0	0	0	0
D.7	at Washington		12	1-3	0-1	0-0	1	1	1	3	1	2	2
D.11	California		1	0-0	0-0	0-0	0	0	0	0	0	0	0
D.14	Saint Mary's		9	0-0	0-0	0-2	0	2	1	1	0	0	0
D.18	at Loyola Marymount		10	0-0	0-0	0-0	1	2	0	2	0	0	0
D.21	Cal State Fullerton	S	24	3-4	0-1	1-2	6	0	3	1	0	0	7
D.28	at Iowa State	S	6	1-2	0-0	0-0	1	1	0	0	0	0	2
D.31	Providence												
J.3	South Dakota State												
J.8	at Brigham Young*												
J.15	at UNLV*												
J.22	Wyoming*												
J.24	Colorado State*												
J.29	at Air Force*												
J.31	at New Mexico*												
F.5	Utah*												
F.7	Brigham Young*												
F.12	UNLV*												
F.19	at Colorado State*												
F.21	at Wyoming*												
F.26	New Mexico*												
F.28	Air Force*												
M.5	at Utah*												
M.10-12	at Mountain West Conference Championships												

**► Johnson Career Statistics**

Year	G-GS	Min.-Avg.	FG-FGA	Pct.	3P-3PA	Pct.	FT-FTA	Pct.	OR	DR	Reb	Avg.	PF-D	AT	TO	BS	ST	Pts.	Avg.
01-02	20-0	120-6.0	12-33	.364	6-18	.333	1-4	.250	5	13	18	0.9	21-0	7	4	4	4	31	1.5
02-03	28-7	474-16.9	56-141	.397	23-66	.348	21-29	.724	19	53	72	2.6	52-0	49	45	3	20	156	5.6
03-04	29-11	510-17.6	41-113	.363	10-38	.263	23-33	.697	14	41	55	1.9	57-0	29	26	6	22	115	4.0
04-05	11-2	107-9.7	6-12	.500	0-3	.000	1-4	.250	4	8	12	1.1	8-0	7	10	2	3	13	1.2
<b>Totals</b>	<b>88-20</b>	<b>1211-13.8</b>	<b>115-299</b>	<b>.385</b>	<b>39-125</b>	<b>.312</b>	<b>46-70</b>	<b>.657</b>	<b>42</b>	<b>115</b>	<b>157</b>	<b>1.8</b>	<b>138-0</b>	<b>92</b>	<b>85</b>	<b>15</b>	<b>49</b>	<b>315</b>	<b>3.6</b>

**Season/Career Highs**

**Points**  
 Season 26 vs. San Diego, 12-1-04  
 Career 30 at Texas Tech, 12-13-03

**Rebounds**  
 Season 9 vs. Monmouth, 11-22-04  
 Career 9 vs. Monmouth, 11-22-04

**Assists**  
 Season 9 vs. UCSD, 11-27-04  
 Career 9 vs. UCSD, 11-27-04

**Field Goals**  
 Season 8 at UCSB, 12-04-04  
 8 vs. San Diego, 12-1-04  
 Career 10 at CSU, 1-24-04

**Field Goals Attempted**  
 Season 22 vs UCSB, 11-19-04  
 Career 22 vs UCSB, 11-19-04

**Three-Point Field Goals**  
 Season 4 at UCSB, 12-4-04  
 Career 5 vs. Ohio State, 11-24-03

**Three-Point Field Goals Attempted**  
 Season 10 vs. UCSB, 11-19-04  
 Career 10 - four Times

**Free Throws**  
 Season 9 vs. Saint Mary's, 12-14-04  
 Career 10 at Texas Tech, 12-13-03

**Free Throws Attempted**  
 Season 10 vs. Saint Mary's, 12-14-04  
 Career 12 vs. Ohio St., 11-24-03


**Steals**  
 Season 5 vs. UCSD, 11-27-04  
 Career 5 vs. UCSD, 11-27-04

**Blocked Shots**  
 Season 1 vs. UCSB, 11-19-04  
 Career 1 vs. UCSB, 11-19-04

**Minutes Played**  
 Season 41 vs. UCSB, 11-19-04  
 Career 43 at CSU, 1-24-04

# 1 • Brandon Heath

**Guard • 6-3 • 183 • Sophomore • Los Angeles, Calif. (Westchester High)**



**MWC Rankings (as of 12/30):** 2nd in steals, 3rd in assists, 4th in scoring, 8th in three-point field goals made, 8th in free throw percentage.



Player of the Week  
 Nov. 29 - Dec. 5

Enjoying a tremendous sophomore campaign... Ranks among the Mountain West Conference leaders in five categories and is ranked among the top eight in steals, scoring, assists, three-point field goals made and free throw percentage... Earned MWC Player of the Week honors for the week of Nov. 29-Dec. 5... Scored in double figures in eight consecutive games and 10 times in 11 games this season... Made a three-point field goal in 12 straight games dating back to last season (longest streak of his career)... Has two or more treys in six of 11 games this season... Had a string of 10 consecutive games with a steal dating back to last season broken at Loyola

Marymount (12-18-04) (one game short of his career best of 11 set last season)... Already beginning to show up on the SDSU career charts: 8th in three-point field goals, 10th in three-point field goals attempted... Already has 598 career points and a scoring average of 14.6 which would rank 19th all-time in school history if he had the minimum 600 points necessary to qualify... Already posted career highs this season in rebounds (nine), assists (nine), field goals attempted (22), steals (five) and blocked shots (one)... Made 40-of-47 free throws this season, had a streak of 11 consecutive makes broken in the Saint Mary's game... Currently made 25 of his last 30 attempts... Scored in double figures in 11 straight games against Division I opponents... Led the team in assists six times this season (eight in his career), four times in scoring (13 times in his career) and once in rebounding (once in his career)... Has 13 career 20+ scoring games, including four this season.

**Trends:** San Diego State is 2-0 this season and 7-1 in his career when Heath shoots 50 percent or better from the field... The Aztecs are 2-0 this season and 8-2 in his career when he posts an efficiency rating of +16 or better... SDSU is 4-1 this season when he has more assists than turnovers

## 2004-05 Game-By-Game Statistics

Date	Opponent	S	MP	FG-FGA	3FG-FGA	FT-FTA	REB	PF	A	TO	BK	S	TP
N.19	UC Santa Barbara	S	41	7-22	3-10	0-0	4	2	3	4	1	2	17
N.22	Monmouth	S	32	3-13	2-5	8-8	9	2	2	6	0	3	16
N.27	UC San Diego	S	26	2-6	1-5	0-0	1	1	9	3	0	5	5
D.1	San Diego	S	34	8-15	3-5	7-8	3	2	5	4	0	1	26
D.4	at UC Santa Barbara	S	28	8-10	4-6	0-0	2	1	7	2	0	2	20
D.7	at Washington	S	27	7-16	1-2	3-4	4	4	1	5	0	1	18
D.11	California	S	32	4-9	2-5	4-4	3	0	2	5	0	2	14
D.14	Saint Mary's	S	38	5-13	1-3	9-10	1	5	1	3	0	4	20
D.18	at Loyola Marymount	S	29	3-14	1-6	5-7	6	4	4	2	0	0	12
D.21	Cal State Fullerton	S	32	6-15	1-5	4-6	4	2	6	4	0	2	17
D.28	at Iowa State	S	39	9-19	2-8	0-0	3	1	2	3	1	1	20
D.31	Providence												
J.3	South Dakota State												
J.8	at Brigham Young*												
J.15	at UNLV*												
J.22	Wyoming*												
J.24	Colorado State*												
J.29	at Air Force*												
J.31	at New Mexico*												
F.5	Utah*												
F.7	Brigham Young*												
F.12	UNLV*												
F.19	at Colorado State*												
F.21	at Wyoming*												
F.26	New Mexico*												
F.28	Air Force*												
M.5	at Utah*												
M.10-12	at Mountain West Conference Championships												

## ► Heath Career Statistics

Year	G-GS	Min.-Avg.	FG-FGA	Pct.	3P-3PA	Pct.	FT-FTA	Pct.	OR	DR	Reb	Avg.	PF-D	AT	TO	BS	ST	Pts Avg.
03-04	30-26	897-29.9	144-368	.391	48-160	.300	77-110	.700	23	57	80	2.7	58-0	53	66	0	41	413 13.8
04-05	11-10	358-32.5	62-152	.408	21-60	.350	40-47	.851	10	30	40	3.6	24-1	42	41	2	23	185 16.8
<b>Totals</b>	<b>41-36</b>	<b>1255-30.6</b>	<b>206-520</b>	<b>.396</b>	<b>69-220</b>	<b>.314</b>	<b>117-157</b>	<b>.745</b>	<b>33</b>	<b>87</b>	<b>120</b>	<b>2.9</b>	<b>82-1</b>	<b>95</b>	<b>107</b>	<b>2</b>	<b>64</b>	<b>598 14.6</b>

**Season/Career Highs**

<b>Points</b>	
Season	6 at Iowa State, 12-28-04
Career	17 at BYU, 2-9-04
<b>Rebounds</b>	
Season	4 at Iowa State, 12-28-04
Career	10 vs. UCSD, 12-6-03 10 vs. IPFW, 1-2-02
<b>Assists</b>	
Season	1 vs. UCSB, 11-19-04
Career	6 vs. Portland, 12-31-03
<b>Field Goals</b>	
Season	2 at Iowa State, 12-28-04
Career	6 at BYU, 2-9-04 6 at Utah, 2-7-04 6 vs. IPFW, 1-2-02
<b>Field Goals Attempted</b>	
Season	7 at Iowa State, 12-28-04
Career	13 vs. BYU, 1-12-04 13 vs. Dayton, 11-25-03
<b>Three-Point Field Goals</b>	
Season	2 at Iowa State, 12-28-04
Career	3 at Utah, 2-7-04
<b>Three-Point Field Goals Attempted</b>	
Season	6 at Iowa State, 12-28-04
Career	6 at Iowa State, 12-28-04
<b>Free Throws</b>	
Season	
Career	4 - four times
<b>Free Throws Attempted</b>	
Season	
Career	8 vs. UCSD, 12-6-03
<b>Steals</b>	
Season	1 at Iowa State, 12-28-04
Career	3 - six times
<b>Blocked Shots</b>	
Season	
Career	4 vs. New Mexico, 2-28-02
<b>Minutes Played</b>	
Season	29 vs. UCSB, 11-19-04
Career	40 at CSU, 1-24-04

# 3 • Chris Walton

**Forward • 6-8 • 234 • Senior • San Diego, Calif. (Univ. of San Diego High)**



Returned after missing nine consecutive games with a hip flexer and groin strain, by playing 23 minutes, playing six points and added four rebounds at Iowa State (12-28-04)... Practiced for the first time in since Nov. 20th on Monday, Dec. 20th, and practiced the final three times before breaking for the holidays... MRI and x-rays were negative and the senior was planning to visit a specialist on the East Coast... When he missed the Nov. 22 game against Monmouth, it snapped Walton's streaks of 31 consecutive games played and team-high 18 consecutive games started... The UC Santa Barbara game (11-19-04) marked just the second time in his last 31 games that he was held scoreless... Ranks among the school's career leaders in games played (16th), minutes played (20th), blocked shots (22nd) and assists (26th)... Walton has played in 49 Aztec victories, that is the highest total among active players and the 14th highest all-time since the statistic has been kept beginning with the 1975-76 season... Organized his third annual drive to benefit AIDS patients in the San Diego area in conjunction with the San Diego SLAM (12-11-04).

**Trends:** San Diego State has won eight straight games and was 5-0 last season when Walton attempted at least four free throws.

**2004-05 Game-By-Game Statistics**

Date	Opponent	S	MP	FG-FGA	3FG-FGA	FT-FTA	REB	PF	A	TO	BK	S	TP
N.19	UC Santa Barbara	S	29	0-4	0-1	0-0	1	4	1	4	0	0	0
N.22	Monmouth			DNP - Injured									
N.27	UC San Diego			DNP - Injured									
D.1	San Diego			DNP - Injured									
D.4	at UC Santa Barbara			DNP - Injured									
D.7	at Washington			DNP - Injured									
D.11	California			DNP - Injured									
D.14	Saint Mary's			DNP - Injured									
D.18	at Loyola Marymount			DNP - Injured									
D.21	Cal State Fullerton			DNP - Injured									
D.28	at Iowa State		23	2-7	2-6	0-0	4	3	0	2	0	1	6
D.31	Providence												
J.3	South Dakota State												
J.8	at Brigham Young*												
J.15	at UNLV*												
J.22	Wyoming*												
J.24	Colorado State*												
J.29	at Air Force*												
J.31	at New Mexico*												
F.5	Utah*												
F.7	Brigham Young*												
F.12	UNLV*												
F.19	at Colorado State*												
F.21	at Wyoming*												
F.26	New Mexico*												
F.28	Air Force*												
M.5	at Utah*												
M.10-12	at Mountain West Conference Championships												

**► Walton Career Statistics**

Year	G-GS	Min.-Avg.	FG-FGA	Pct.	3P-3PA	Pct.	FT-FTA	Pct.	OR	DR	Reb	Avg.	PF-D	AT	TO	BS	ST	Pts. Avg.	
00-01	28-0	443-15.8	34-72	.472	1-9	.111	23-33	.697	20	51	71	2.5	54-0	35	47	4	8	92	3.3
01-02	33-3	456-13.8	38-91	.418	0-6	.000	16-27	.593	33	69	102	3.1	69-2	31	22	13	17	92	2.8
03-04	30-29	895-29.8	101-245	.412	23-66	.348	37-58	.638	39	109	148	4.9	91-3	69	66	13	33	262	8.7
04-05	2-1	52-26.0	2-11	.182	2-7	.286	0-0	.000	4	1	5	2.5	7-0	1	6	0	1	6	3.0
<b>Totals</b>	<b>93-33</b>	<b>1840-19.8</b>	<b>175-419</b>	<b>.418</b>	<b>26-88</b>	<b>.295</b>	<b>76-118</b>	<b>.644</b>	<b>96</b>	<b>230</b>	<b>326</b>	<b>3.5</b>	<b>221-5</b>	<b>136</b>	<b>141</b>	<b>30</b>	<b>59</b>	<b>452</b>	<b>4.9</b>

**Season/Career Highs**

**Points**  
 Season 3 vs. Saint Mary's, 12-14-04  
 Career 11 vs. FAU, 12-28-02  
 11 at Oregon State, 2-2-01

**Rebounds**  
 Season 3 vs. California, 12-11-04  
 Career 7 vs. Utah, 1-18-03

**Assists**  
 Season 1 vs. California, 12-11-04  
 1 at UCSB, 12-4-04  
 Career 3 vs. Wash. State, 2-10-01

**Field Goals**  
 Season 1 vs. Saint Mary's, 12-14-04  
 Career 4 vs. FAU, 12-28-02  
 4 at Oregon State, 2-2-01

**Field Goals Attempted**  
 Season 3 vs. California, 12-11-04  
 Career 11 vs. Colorado St., 2-1-03

**Three-Point Field Goals**  
 Season 1 vs. Saint Mary's, 12-14-04  
 Career 3 at Oregon State, 2-2-01

**Three-Point Field Goals Attempted**  
 Season 2 vs. California, 12-11-04  
 Career 7 vs. Colorado St., 2-1-03

**Free Throws**  
 Season  
 Career 4 vs. Saint Mary's, 12-2-00

**Free Throws Attempted**  
 Season  
 Career 4 vs. Hawai'i, 12-14-02  
 4 vs. Saint Mary's, 12-2-00

**Steals**  
 Season 2 vs. California, 12-11-04  
 Career 2 vs. California, 12-11-04  
 2 vs. Texas Tech, 1-6-03

**Blocked Shots**  
 Season 1 vs. California, 12-11-04  
 Career 2 vs. Chaminade, 11-20-00

**Minutes Played**  
 Season 15 vs. California, 12-11-04  
 Career 35 vs. Utah, 1-18-03

# 5 • Travis Hanour

**Guard • 6-6 • 202 • Senior • Laguna Beach, Calif.**

**(Laguna Beach High/Univ. of Arizona)**



Has overcome chronic tendinitis and endured two knee surgeries to come back and contribute this season... Seen action in three of the last seven games and played in consecutive games (vs. California on 12-11-04 and vs. Saint Mary's on 12-14-04)... Played three minutes in the Dec. 4th game at UC Santa Barbara to mark his first regular-season action since March 1, 2003... Missed 39 straight SDSU games due to injury... Played 15 minutes against California (12-11-04) to mark his most minutes since playing 26 vs. Colorado State on Feb. 1, 2003... The Aztecs played 43 games since he last scored (two points vs. New Mexico, Feb. 24, 2003) prior to hitting a three-point field goal against Saint Mary's (12-14-04)... Has contributed with three points, two assists, two steals and a blocked shot in 22 minutes of action this season... Current practice plan has him on the court every other day in an attempt to help his knees.

**2004-05 Game-By-Game Statistics**

Date	Opponent	S	MP	FG-FGA	3FG-FGA	FT-FTA	REB	PF	A	TO	BK	S	TP
N.19	UC Santa Barbara			DNP - Injured									
N.22	Monmouth			DNP - Injured									
N.27	UC San Diego			DNP - Injured									
D.1	San Diego			DNP - Injured									
D.4	at UC Santa Barbara	3		0-0	0-0	0-0	0	1	1	0	0	0	0
D.7	at Washington			DNP - Injured									
D.11	California	15		0-3	0-2	0-0	3	2	1	1	1	2	0
D.14	Saint Mary's	4		1-1	1-1	0-0	0	0	0	2	0	0	3
D.18	at Loyola Marymount			DNP - Coach's Decision									
D.21	Cal State Fullerton			DNP - Coach's Decision									
D.28	at Iowa State			DNP - Coach's Decision									
D.31	Providence												
J.3	South Dakota State												
J.8	at Brigham Young*												
J.15	at UNLV*												
J.22	Wyoming*												
J.24	Colorado State*												
J.29	at Air Force*												
J.31	at New Mexico*												
F.5	Utah*												
F.7	Brigham Young*												
F.12	UNLV*												
F.19	at Colorado State*												
F.21	at Wyoming*												
F.26	New Mexico*												
F.28	Air Force*												
M.5	at Utah*												
M.10-12	at Mountain West Conference Championships												

**► Hanour Career Statistics**

\* - At Arizona

Year	G-GS	Min.-Avg.	FG-FGA	Pct.	3P-3PA	Pct.	FT-FTA	Pct.	OR	DR	Reb	Avg.	PF-D	AT	TO	BS	ST	Pts.	Avg.
00-01*	20-0	175-8.8	19-56	.339	5-27	.185	18-20	.900	5	23	28	1.4	9-0	12	17	3	5	61	3.1
02-03	18-8	278-15.4	18-62	.290	11-38	.289	9-14	.643	14	41	55	3.1	27-0	18	17	6	4	56	3.1
03-04	Did Not Play - Injured																		
04-05	3-0	22-7.3	1-4	.250	1-3	.333	0-0	.000	0	3	3	1.0	3-0	2	3	1	2	3	1.0
<b>Totals</b>	<b>41-8</b>	<b>475-11.6</b>	<b>38-122</b>	<b>.311</b>	<b>17-68</b>	<b>.250</b>	<b>27-34</b>	<b>.794</b>	<b>19</b>	<b>67</b>	<b>86</b>	<b>2.1</b>	<b>39-0</b>	<b>32</b>	<b>37</b>	<b>10</b>	<b>11</b>	<b>120</b>	<b>2.9</b>

**Season/Career Highs**

<b>Points</b>	Career
<b>Rebounds</b>	Career
<b>Assists</b>	Career
<b>Field Goals</b>	Career
<b>Field Goals Attempted</b>	Career 1 vs. UCSD, 11-27-04
<b>Three-Point Field Goals</b>	Career
<b>Three-Point Field Goals Attempted</b>	Career 1 vs. UCSD, 11-27-04
<b>Free Throws</b>	Career
<b>Free Throws Attempted</b>	Career
<b>Steals</b>	Career
<b>Blocked Shots</b>	Career
<b>Minutes Played</b>	Career 3 vs. UCSD, 11-27-04

# 10 • Shawn Weinstein

**Guard • 6-0 • 180 • Freshman • Rancho Palos Verdes, Calif. (Peninsula High)**



Redshirt freshman that saw action in consecutive games against UC San Diego (11-27-04) and San Diego (12-1-04).

**2004-05 Game-By-Game Statistics**

Date	Opponent	S	MP	FG-FGA	3FG-FGA	FT-FTA	REB	PF	A	TO	BK	S	TP
N.19	UC Santa Barbara			DNP - Coach's Decision									
N.22	Monmouth			DNP - Coach's Decision									
N.27	UC San Diego		3	0-1	0-1	0-0	0	0	0	1	0	0	0
D.1	San Diego		1	0-0	0-0	0-0	0	0	0	0	0	0	0
D.4	at UC Santa Barbara			DNP - Did Not Travel									
D.7	at Washington			DNP - Did Not Travel									
D.11	California			DNP - Coach's Decision									
D.14	Saint Mary's			DNP - Coach's Decision									
D.18	at Loyola Marymount			DNP - Did Not Travel									
D.21	Cal State Fullerton			DNP - Coach's Decision									
D.28	at Iowa State			DNP - Did Not Travel									
D.31	Providence												
J.3	South Dakota State												
J.8	at Brigham Young*												
J.15	at UNLV*												
J.22	Wyoming*												
J.24	Colorado State*												
J.29	at Air Force*												
J.31	at New Mexico*												
F.5	Utah*												
F.7	Brigham Young*												
F.12	UNLV*												
F.19	at Colorado State*												
F.21	at Wyoming*												
F.26	New Mexico*												
F.28	Air Force*												
M.5	at Utah*												
M.10-12	at Mountain West Conference Championships												

**► Weinstein Career Statistics**

Year	G-GS	Min.-Avg.	FG-FGA	Pct.	3P-3PA	Pct.	FT-FTA	Pct.	OR	DR	Reb	Avg.	PF-D	AT	TO	BS	ST	Pts.	Avg.
04-05	2-0	4-2.0	0-1	.000	0-1	.000	0-0	.000	0	0	0	0.0	0	0	1	0	0	0	0



**Season/Career Highs**

**Points**  
Career 8 vs. CSUF, 12-21-04

**Rebounds**  
Career 8 vs. CSUF, 12-21-04

**Assists**  
Career 4 vs. CSUF, 12-21-04  
4 vs. UCSD, 11-27-04

**Field Goals**  
Career 3 vs. CSUF, 12-21-04

**Field Goals Attempted**  
Career 5 vs. CSUF, 12-21-04

**Three-Point Field Goals**  
Career 2 vs. CSUF, 12-21-04

**Three-Point Field Goals Attempted**  
Career 4 vs. CSUF, 12-21-04

**Free Throws**  
Career 1 at LMU, 12-18-04  
1 vs. Monmouth, 11-22-04

**Free Throws Attempted**  
Career 2 at LMU, 12-18-04  
2 vs. Monmouth, 11-22-04

**Steals**  
Career 1 at LMU, 12-18-04  
1 at Washington, 12-7-04  
1 vs. San Diego, 12-1-04

**Blocked Shots**  
Career

**Minutes Played**  
Career 38 vs. CSUF, 12-21-04

# 11 • Tyler Smith

**Guard • 6-2 • 208 • Freshman • San Clemente, Calif. (Santa Margarita Catholic High)**



Walk-on guard has become an important fixture for the Aztecs... Played in ten of the eleven games this season and his 14 minutes played are the seventh highest total on the team... With 14 assists and 11 turnovers, he joins Chris Manker, Brandon Heath and Matt Thomas as the only Aztec players with more assists than turnovers... Has logged double-digit minutes seven times this season... Collected career high's in points(eight), rebounds (eight), field-goals made (three), three-pointers made (two), minutes (38) and tied a career-high in assists (four) in SDSU's Dec. 21st win over Cal State Fullerton... Handed out four assists, picked up two rebounds and hit his first career three-pointer in just 18 minutes of action against UC San Diego (11-27-04)... Scored his first points as an Aztec in the win over Monmouth (11-22-04)... Has at least one assist in five of the eight games he has played in.

**Trends:** San Diego State is 4-1 when he scores a point.

**2004-05 Game-By-Game Statistics**

Date	Opponent	S	MP	FG-FGA	3FG-FGA	FT-FTA	REB	PF	A	TO	BK	S	TP
N.19	UC Santa Barbara		1	0-0	0-0	0-0	0	0	0	0	0	0	0
N.22	Monmouth		17	0-1	0-1	1-2	2	2	1	0	0	0	1
N.27	UC San Diego		18	1-2	1-1	0-0	2	3	4	0	0	0	3
D.1	San Diego		6	0-1	0-1	0-0	2	0	2	2	0	1	0
D.4	at UC Santa Barbara		11	1-2	1-2	0-0	0	2	0	3	0	0	3
D.7	at Washington		20	0-2	0-1	0-0	1	2	1	2	0	1	0
D.11	California		DNP - Coach's Decision										
D.14	Saint Mary's		4	0-1	0-1	0-0	0	1	1	0	0	0	0
D.18	at Loyola Marymount		18	1-2	1-1	1-2	3	1	0	0	0	1	4
D.21	Cal State Fullerton	S	38	3-5	2-4	0-0	8	2	4	3	0	0	8
D.28	at Iowa State	S	13	0-4	0-3	0-0	1	1	1	1	0	0	0
D.31	Providence												
J.3	South Dakota State												
J.8	at Brigham Young*												
J.15	at UNLV*												
J.22	Wyoming*												
J.24	Colorado State*												
J.29	at Air Force*												
J.31	at New Mexico*												
F.5	Utah*												
F.7	Brigham Young*												
F.12	UNLV*												
F.19	at Colorado State*												
F.21	at Wyoming*												
F.26	New Mexico*												
F.28	Air Force*												
M.5	at Utah*												
M.10-12	at Mountain West Conference Championships												

**► Smith Career Statistics**


Year	G-GS	Min.-Avg.	FG-FGA	Pct.	3P-3PA	Pct.	FT-FTA	Pct.	OR	DR	Reb	Avg.	PF-D	AT	TO	BS	ST	Pts. Avg.
04-05	10-2	146-14.6	6-20	.300	5-15	.333	2-4	.500	4	15	19	1.9	14-0	14	11	0	3	19 1.9

**Season/Career Highs**

<b>Points</b>	Season 15 at UCSB, 12-4-04 Career 15 at UCSB, 12-4-04
<b>Rebounds</b>	Season 3 at Iowa State, 12-28-04 3 at LMU, 12-18-04 3 vs. California, 12-11-04 3 vs. UCSB, 11-19-04 Career 5 vs. UCSD, 12-2-02
<b>Assists</b>	Season 3 at Iowa State, 12-28-04 Career 4 at Arizona, 12-22-03
<b>Field Goals</b>	Season 6 at UCSB, 12-4-04 Career 6 at UCSB, 12-4-04
<b>Field Goals Attempted</b>	Season 9 at Iowa State, 12-28-04 Career 9 at Iowa State, 12-28-04
<b>Three-Point Field Goals</b>	Season 3 at UCSB, 12-4-04 3 vs. San Diego, 12-1-04 3 vs. UCSD, 11-27-04 Career 3 at UCSB, 12-4-04 3 vs. San Diego, 12-1-04 3 vs. UCSD, 11-27-04 3 vs. Cal Poly, 12-18-03
<b>Three-Point Field Goals Attempted</b>	Season 7 at Iowa State, 12-28-04 7 vs. San Diego, 12-1-04 Career 7 at Iowa State, 12-28-04 7 vs. San Diego, 12-1-04
<b>Free Throws</b>	Season 2 - three times Career 3 vs. EWU, 12-20-03
<b>Free Throws Attempted</b>	Season 2 - three times Career 4 vs. EWU, 12-20-03
<b>Steals</b>	Season 3 at Iowa State, 12-28-04 3 vs. CSUF, 12-21-04 3 vs. UCSD, 11-27-04 Career 3 - Four times
<b>Blocked Shots</b>	Career none
<b>Minutes Played</b>	Season 40 vs. UCSB, 11-19-04 Career 40 vs. UCSB, 11-19-04

# 15 • John Sharper

**Guard • 6-0 • 195 • Junior • Oakland, Calif. (St. Mary's High)**



**MWC Rankings (as of 12/30):** T-1st in free throw percentage, 7th in steals, 9th in three-point field goals made, 13th in three-point field goal percentage

Originally a walk-on, he has developed into a staple in the Aztec starting line-up and one of the top three-point shooters in school history... Has started in nine of eleven games this season and has started 14 games in his career... For his career, has connected on 63-of-154 attempts from behind the arc, for a 40.9 percent success rate... That is third all-time trailing Tony Ross (45.8 percent) and Al Faux (41.1 percent)... Ranks 11th in school history with 63 career treys despite ranking 18th in school history in attempts (154)... Has 18 career multiple trey games, including six this season... Made at least two three-point field goals in a personal best five straight games to open the season (broken at Washington (12-7-04))... Connected on 19-of-47 attempts from three-point range this season (40.4 percent)... Made 11-of-19 (57.9 percent) from bonus distance during a four-game stretch earlier this season (Monmouth, UCSD, San Diego and at UCSB)... The two highest scoring games of his career came in consecutive outings against San Diego (13 points) and at UC Santa Barbara (15 points)... Scored in 12 consecutive games dating back to last season, second longest scoring streak of his career (had an 11-game scoring streak during his freshman campaign)... Has 53 turnovers in 1,071 career minutes for an average of one miscue every 20.2 minutes... Has 22 turnovers this season, although nine have come in two games - UC Santa Barbara (11-19-04) and at Washington (12-7-04)... Is 6-for-6 from the free-throw line this season and has made 12 straight dating back to a miss vs. New Mexico (2-2-04).

**Trends:** San Diego State is 4-2 this season and 11-6 since the beginning of the 2003-04 season when Sharper connects on multiple three-point field goals... Aztecs are 5-3 this season when he has two turnovers or less in a game.

**2004-05 Game-By-Game Statistics**

Date	Opponent	S	MP	FG-FGA	3FG-FGA	FT-FTA	REB	PF	A	TO	BK	S	TP
N.19	UC Santa Barbara	S	40	3-8	2-6	0-0	3	0	2	4	0	0	8
N.22	Monmouth	S	17	2-3	2-3	0-0	0	2	1	0	0	1	6
N.27	UC San Diego	S	27	3-6	3-4	0-0	1	0	2	2	0	3	9
D.1	San Diego	S	33	4-8	3-7	2-2	1	0	1	1	0	2	13
D.4	at UC Santa Barbara	S	33	6-8	3-5	0-0	1	1	1	2	0	1	15
D.7	at Washington	S	17	0-3	0-1	2-2	0	1	2	5	0	0	2
D.11	California	S	33	2-6	1-3	2-2	3	3	1	1	0	1	7
D.14	Saint Mary's	S	35	1-6	1-4	0-0	2	3	2	2	0	1	3
D.18	at Loyola Marymount	S	31	1-4	1-3	0-0	3	0	1	3	0	1	3
D.21	Cal State Fullerton		13	2-5	1-4	0-0	0	2	1	1	0	3	5
D.28	at Iowa State		36	3-9	2-7	0-0	3	2	3	1	0	3	8
D.31	Providence												
J.3	South Dakota State												
J.8	at Brigham Young*												
J.15	at UNLV*												
J.22	Wyoming*												
J.24	Colorado State*												
J.29	at Air Force*												
J.31	at New Mexico*												
F.5	Utah*												
F.7	Brigham Young*												
F.12	UNLV*												
F.19	at Colorado State*												
F.21	at Wyoming*												
F.26	New Mexico*												
F.28	Air Force*												
M.5	at Utah*												
M.10-12	at Mountain West Conference Championships												

**► Sharper Career Statistics**

Year	G-GS	Min.-Avg.	FG-FGA	Pct.	3P-3PA	Pct.	FT-FTA	Pct.	OR	DR	Reb	Avg.	PF-D	AT	TO	BS	ST	Pts.	Avg.
02-03	28-0	236-8.4	16-38	.421	14-32	.438	6-10	.600	5	18	23	0.8	21-0	16	12	0	8	52	1.9
03-04	29-5	520-17.9	38-97	.392	30-75	.400	14-18	.778	5	22	27	0.9	46-2	26	19	0	26	120	4.1
04-05	11-9	315-28.6	27-66	.409	19-47	.404	6-6	1.000	3	14	17	1.5	14-0	17	22	0	16	79	7.2
<b>Totals</b>	<b>68-14</b>	<b>1071-15.8</b>	<b>81-201</b>	<b>.403</b>	<b>63-154</b>	<b>.409</b>	<b>26-34</b>	<b>.765</b>	<b>13</b>	<b>54</b>	<b>67</b>	<b>1.0</b>	<b>81-2</b>	<b>59</b>	<b>53</b>	<b>0</b>	<b>50</b>	<b>251</b>	<b>3.7</b>

**Season/Career Highs**

**Points**  
 Season 10 at LMU, 12-18-04  
 Career 10 at LMU, 12-18-04

**Rebounds**  
 Season 3 vs. Saint Mary's, 12-14-04  
 3 at UCSB, 12-4-04  
 3 vs. Monmouth, 11-22-04  
 Career 4 at UNM, 2-28-04  
 4 at Saint Mary's, 1-7-04  
 4 vs. Cal Poly, 12-18-03

**Assists**  
 Season 1 at UCSB, 12-4-04  
 Career 1 - four times

**Field Goals**  
 Season 4 vs. UCSD, 11-27-04  
 Career 4 vs. UCSD, 11-27-04  
 4 at UNM, 2-28-04

**Field Goals Attempted**  
 Season 5 vs. UCSD, 11-27-04  
 Career 6 at UNM, 2-28-04

**Three-Point Field Goals**  
 Season  
 Career

**Three-Point Field Goals Attempted**  
 Season  
 Career

**Free Throws**  
 Season 4 at LMU, 12-18-04  
 Career 4 at LMU, 12-18-04

**Free Throws Attempted**  
 Season 5 at LMU, 12-18-04  
 Career 5 at LMU, 12-18-04


**Steals**  
 Season 1 vs. California, 12-11-04  
 1 vs. Monmouth, 11-22-04  
 Career 1 - eight times

**Blocked Shots**  
 Season 1 at UCSB, 12-4-04  
 Career 2 at Colorado St., 3-3-03

**Minutes Played**  
 Season 19 at UCSB, 12-4-04  
 Career 19 at UCSB, 12-4-04  
 19 vs. UCSD, 12-2-02

# 20 • Trimaïne Davis

**Forward • 6-8 • 233 • Junior • West Pittsburg, Calif. (West Pittsburg High)**



Made his first career start in his 50th career game on Dec. 18th at Loyola Marymount... Scored a career high with 10 points and added two rebounds in 13 minutes of action against LMU... Brings incredibly high energy on the court for San Diego State... One of eight players to see action in all eleven games this season... Has played 10 or more minutes seven times this season after doing so just twice in the Aztecs' previous 42 games prior to this season... Played 10 or more minutes in four of the last five games... Connected on 16-of-25 attempts (64.0 percent) from the field this season and 43-of-74 (58.1 percent) in his career... Made 20 of his last 31 attempts from the field dating back to last season... Scored in four consecutive games earlier this season for the first time in his career... Season averages prorated over 40 minutes are rather impressive: 13.5 points and 6.9 rebounds.

**Trends:** San Diego State is 5-3 this season when he scores.

## 2004-05 Game-By-Game Statistics

Date	Opponent	S	MP	FG-FGA	3FG-FGA	FT-FTA	REB	PF	A	TO	BK	S	TP
N.19	UC Santa Barbara		2	0-0	0-0	0-0	1	0	0	0	0	0	0
N.22	Monmouth		16	1-3	0-0	0-0	3	3	0	0	0	1	2
N.27	UC San Diego		14	4-5	0-0	0-0	2	4	0	1	0	0	8
D.1	San Diego		6	1-1	0-0	0-0	2	0	0	0	0	0	2
D.4	at UC Santa Barbara		19	2-3	0-0	0-2	3	0	1	0	1	0	4
D.7	at Washington		9	0-1	0-0	0-0	1	0	0	0	0	0	0
D.11	California		15	2-2	0-0	0-1	1	2	0	0	0	1	4
D.14	Saint Mary's		10	2-5	0-0	1-2	3	3	0	0	0	0	5
D.18	at Loyola Marymount	S	13	3-4	0-0	4-5	2	1	0	0	0	0	10
D.21	Cal State Fullerton	S	12	1-1	0-0	0-2	0	2	0	0	0	0	2
D.28	at Iowa State	S	9	0-0	0-0	0-0	0	2	0	2	0	0	0
D.31	Providence												
J.3	South Dakota State												
J.8	at Brigham Young*												
J.15	at UNLV*												
J.22	Wyoming*												
J.24	Colorado State*												
J.29	at Air Force*												
J.31	at New Mexico*												
F.5	Utah*												
F.7	Brigham Young*												
F.12	UNLV*												
F.19	at Colorado State*												
F.21	at Wyoming*												
F.26	New Mexico*												
F.28	Air Force*												
M.5	at Utah*												
M.10-12	at Mountain West Conference Championships												

## ► Davis Career Statistics

Year	G-GS	Min.-Avg.	FG-FGA	Pct.	3P-3PA	Pct.	FT-FTA	Pct.	OR	DR	Reb	Avg.	PF-D	AT	TO	BS	ST	Pts.	Avg.
02-03	24-0	166-6.9	16-26	.615	0-0	.000	3-7	.429	4	22	26	1.1	36-2	1	6	2	5	35	1.5
03-04	17-0	89-5.2	11-23	.478	0-0	.000	4-6	.667	9	8	17	1.0	15-0	2	3	4	1	26	1.5
04-05	11-3	125-11.4	16-25	.640	0-0	.000	5-12	.417	9	9	18	1.6	17-0	1	3	1	2	37	3.4
<b>Totals</b>	<b>52-3</b>	<b>380-7.3</b>	<b>43-74</b>	<b>.581</b>	<b>0-0</b>	<b>.000</b>	<b>12-25</b>	<b>.480</b>	<b>22</b>	<b>39</b>	<b>61</b>	<b>1.2</b>	<b>68-2</b>	<b>4</b>	<b>12</b>	<b>7</b>	<b>8</b>	<b>98</b>	<b>1.9</b>

**Season/Career Highs**

**Points**  
Career 14 at Washington, 12-7-04

**Rebounds**  
Career 7 vs. Saint Mary's, 12-14-04

**Assists**  
Career 6 vs. Monmouth, 11-22-04

**Field Goals**  
Career 5 at Washington, 12-7-04

**Field Goals Attempted**  
Career 11 at Washington, 12-7-04

**Three-Point Field Goals**  
Career 1 vs. UCSD, 11-22-04  
1 vs. Monmouth, 11-22-04

**Three-Point Field Goals Attempted**  
Career 3 vs. Monmouth, 11-22-04

**Free Throws**  
Career 4 vs. Saint Mary's, 12-14-04  
4 at Washington, 12-7-04

**Free Throws Attempted**  
Career 5 vs. Saint Mary's, 12-14-04  
5 vs. Monmouth, 11-22-04

**Steals**  
Career 3 at Washington, 12-7-04  
3 vs. UCSD, 11-27-04

**Blocked Shots**  
Career

**Minutes Played**  
Career 32 vs. Saint Mary's, 12-14-04

# 21 • Matt Thomas

**Guard • 6-3 • 191 • Freshman • Riverside, Calif. (Martin Luther King High)**



One of eight players to play in all eleven games, he has started three of the last four games... Made his first career start and played a career-high 32 minutes against Saint Mary's (12-14-04)... Only freshman to play in every game of the season... Had a string of 10 consecutive free throws made broken against Saint Mary's (12-14-04) but has made 19-of-23 after making just 3-of-9 to open the season... His 19 assists this season are second on the team, despite averaging 19.5 minutes per game, the seventh highest total on the squad... 11 steals ranks fourth on the team... With 19 assists and 18 turnovers he joins Chris Manker, Brandon Heath and Tyler Smith as the only Aztec players with more assists than turnovers... Posted a career-best 14 points at Washington (12-7-04)... Had a string of at least one assist in seven games broken against Saint Mary's (12-14-04)... Has recorded a rebound in nine of eleven games this season including a career-high seven boards against Saint Mary's (12-14-04).

**Trends:** The Aztecs are 3-2 when he has more assists than turnovers.

**2004-05 Game-By-Game Statistics**

Date	Opponent	S	MP	FG-FGA	3FG-FGA	FT-FTA	REB	PF	A	TO	BK	S	TP
N.19	UC Santa Barbara		6	1-2	0-0	0-0	1	1	1	0	0	0	2
N.22	Monmouth		27	3-8	1-3	1-5	5	0	6	3	0	0	8
N.27	UC San Diego		24	2-3	1-1	2-2	4	1	2	1	0	3	7
D.1	San Diego		17	2-7	0-1	0-2	5	1	1	3	0	0	4
D.4	at UC Santa Barbara		16	0-3	0-0	2-4	2	0	3	2	0	0	2
D.7	at Washington		27	5-11	0-1	4-4	3	2	3	4	0	3	14
D.11	California		16	2-5	0-1	2-2	2	3	1	2	0	2	6
D.14	Saint Mary's	S	32	3-10	0-2	4-5	7	2	0	1	0	1	10
D.18	at Loyola Marymount	S	31	2-5	0-0	3-4	4	2	2	1	0	2	7
D.21	Cal State Fullerton	S	11	1-5	0-1	2-2	0	2	0	1	0	0	4
D.28	at Iowa State		8	0-0	0-0	2-2	0	0	0	0	0	0	2
D.31	Providence												
J.3	South Dakota State												
J.8	at Brigham Young*												
J.15	at UNLV*												
J.22	Wyoming*												
J.24	Colorado State*												
J.29	at Air Force*												
J.31	at New Mexico*												
F.5	Utah*												
F.7	Brigham Young*												
F.12	UNLV*												
F.19	at Colorado State*												
F.21	at Wyoming*												
F.26	New Mexico*												
F.28	Air Force*												
M.5	at Utah*												
M.10-12	at Mountain West Conference Championships												

**► Thomas Career Statistics**

Year	G-GS	Min.-Avg.	FG-FGA	Pct.	3P-3PA	Pct.	FT-FTA	Pct.	OR	DR	Reb	Avg.	PF-D	AT	TO	BS	ST	Pts. Avg.	
04-05	11-3	215-19.5	21-59	.356	2-10	.200	22-32	.688	14	19	33	3.0	14-0	19	18	0	11	66	6.0

**Season/Career Highs**

<b>Points</b>	Career 6 vs. UCSD, 11-27-04
<b>Rebounds</b>	Career
<b>Assists</b>	Career
<b>Field Goals</b>	Career 2 vs. UCSD, 11-27-04
<b>Field Goals Attempted</b>	Career 2 vs. UCSD, 11-27-04
<b>Three-Point Field Goals</b>	Career
<b>Three-Point Field Goals Attempted</b>	Career
<b>Free Throws</b>	Career 2 vs. UCSD, 11-27-04
<b>Free Throws Attempted</b>	Career 4 vs. UCSD, 11-27-04
<b>Steals</b>	Career
<b>Blocked Shots</b>	Career
<b>Minutes Played</b>	Career 4 vs. UCSD, 11-27-04

# 31 • Jared Ines

**Forward • 6-7 • 234 • Senior • Modesto, Calif. (Ceres High/Ohlone College)**



Senior walk-on player entering his second season with the program... Played in five games and has made the most of his opportunities... In just nine minutes, he has scored eight points... Had career-best six points in four minutes against UC San Diego (11-27-04)... Also had two points at Washington (12-7-04).

**2004-05 Game-By-Game Statistics**

Date	Opponent	S	MP	FG-FGA	3FG-FGA	FT-FTA	REB	PF	A	TO	BK	S	TP
N.19	UC Santa Barbara			DNP - Coach's Decision									
N.22	Monmouth			DNP - Coach's Decision									
N.27	UC San Diego		4	2-2	0-0	2-4	0	0	0	0	0	0	6
D.1	San Diego		1	0-0	0-0	0-0	0	0	0	0	0	0	0
D.4	at UC Santa Barbara		2	0-0	0-0	0-2	0	0	0	0	0	0	0
D.7	at Washington		1	1-1	0-0	0-0	0	0	0	0	0	0	2
D.11	California			DNP - Coach's Decision									
D.14	Saint Mary's			DNP - Coach's Decision									
D.18	at Loyola Marymount			DNP - Coach's Decision									
D.21	Cal State Fullerton			DNP - Coach's Decision									
D.28	at Iowa State			DNP - Coach's Decision									
D.31	Providence												
J.3	South Dakota State												
J.8	at Brigham Young*												
J.15	at UNLV*												
J.22	Wyoming*												
J.24	Colorado State*												
J.29	at Air Force*												
J.31	at New Mexico*												
F.5	Utah*												
F.7	Brigham Young*												
F.12	UNLV*												
F.19	at Colorado State*												
F.21	at Wyoming*												
F.26	New Mexico*												
F.28	Air Force*												
M.5	at Utah*												
M.10-12	at Mountain West Conference Championships												

**► Ines Career Statistics**

Year	G-GS	Min.-Avg.	FG-FGA	Pct.	3P-3PA	Pct.	FT-FTA	Pct.	OR	DR	Reb	Avg.	PF-D	AT	TO	BS	ST	Pts. Avg.
04-05	4-0	8-2.0	3-3	1.000	0-0	.000	2-6	.333	0	0	0	0.0	0-0	0	0	0	0	8 2.0

**Season/Career Highs**

**Points**  
 Season 23 vs. UCSD, 11-27-04  
 Career 23 vs. UCSD, 11-27-04

**Rebounds**  
 Season 8 vs. UCSB, 11-19-04  
 Career 9 vs. UCSD, 12-6-03

**Assists**  
 Season 3 vs. California, 12-11-04  
 3 vs. UCSD, 11-27-04  
 Career 3 vs. California, 12-11-04  
 3 vs. UCSD, 11-27-04

**Field Goals**  
 Season 9 vs. San Diego, 12-1-04  
 9 vs. UCSD, 11-27-04  
 Career 9 vs. San Diego, 12-1-04  
 9 vs. UCSD, 11-27-04

**Field Goals Attempted**  
 Season 13 vs. San Diego, 12-1-04  
 13 vs. UCSD, 11-27-04  
 13 vs. UCSB, 11-19-04  
 Career 13 vs. San Diego, 12-1-04  
 13 vs. UCSD, 11-27-04  
 13 vs. UCSB, 11-19-04

**Three-Point Field Goals**  
 Season 3 vs. San Diego, 12-1-04  
 Career 4 at Wyoming, 1-26-04

**Three-Point Field Goals Attempted**  
 Season 7 vs. San Diego, 12-1-04  
 Career 8 vs. UCSD, 12-6-03  
 8 vs. Wyoming, 12-16-00

**Free Throws**  
 Season 5 vs. UCSD, 11-27-04  
 Career 5 vs. UCSD, 11-27-04

**Free Throws Attempted**  
 Season 5 vs. UCSD, 11-27-04  
 Career 6 vs. IPFW, 12-30-02

**Steals**  
 Season 3 vs. UCSB, 11-19-04  
 Career 3 vs. UCSB, 11-19-04

**Blocked Shots**  
 Season 3 vs. San Diego, 12-1-04  
 Career 3 vs. San Diego, 12-1-04

**Minutes Played**  
 Season 35 vs. UCSB, 11-19-04  
 Career 35 vs. UCSB, 11-19-04

# 33 • Chris Manker

**Center • 7-0 • 225 • Senior • West Des Moines, Iowa**  
**(Laguna Beach (Calif.) High/Oregon State University)**



MWC Rankings (as of 12/30): 20th in scoring

One of the real surprises in the Mountain West Conference this season, he has already surpassed his scoring and assist total from all of last season... Already has 29 two-point field goals this season after connecting on 17 all of last season and 52 in his first three seasons combined... Played in all eleven games this season and has started six games... Started six games this season after starting five his first three seasons combined... Has four double-figure scoring games this season after posting three in his first three seasons combined... Made 13 of his last 14 free throws attempts... Had a string of 10 consecutive free throws made broken at LMU (12-18-04)... Current FTM streak is three... One of two players to record a point, rebound and an assist in each of the first seven games this season (Brandon Heath)... Set a then-career high with 17 points, and added eight rebounds and a career-high three steals against UC Santa Barbara (11-19-04)... Against UC San Diego (11-27-04), scored his current career-high of 23 points on 8-for-13 shooting, all from inside the arc, and added a career-best 5-for-5 performance from the charity stripe... Also set a new career-mark against UC San Diego (11-27-04) with three assists, which he matched against California (12-11-04).

**Trends:** San Diego State is 2-2 this season and 9-3 in Manker's career when he blocks a shot... Dating back to his days at Oregon State, Manker's teams are 12-4 when he blocks a shot... SDSU is 3-2 this season and 12-7 in his career when Manker shoots 50 percent or better from the field.

## 2004-05 Game-By-Game Statistics

Date	Opponent	S	MP	FG-FGA	3FG-FGA	FT-FTA	REB	PF	A	TO	BK	S	TP
N.19	UC Santa Barbara		35	7-13	2-6	1-4	8	2	2	1	0	3	17
N.22	Monmouth	S	21	3-6	1-3	2-3	2	1	1	2	0	0	9
N.27	UC San Diego	S	28	9-13	0-2	5-5	5	0	3	0	1	1	23
D.1	San Diego	S	32	9-13	3-7	1-1	6	1	2	2	3	1	22
D.4	at UC Santa Barbara	S	29	2-6	1-3	0-0	3	4	1	1	0	0	5
D.7	at Washington	S	20	3-9	2-5	0-0	1	4	1	3	1	0	8
D.11	California	S	23	0-6	0-4	2-2	1	1	3	1	0	1	2
D.14	Saint Mary's		12	2-4	0-2	2-2	2	0	1	1	0	1	6
D.18	at Loyola Marymount		25	3-9	1-3	3-4	3	0	0	0	1	1	10
D.21	Cal State Fullerton		11	1-5	0-0	0-0	4	2	1	1	0	0	2
D.28	at Iowa State		19	2-6	2-5	0-0	0	3	2	2	0	1	6
D.31	Providence												
J.3	South Dakota State												
J.8	at Brigham Young*												
J.15	at UNLV*												
J.22	Wyoming*												
J.24	Colorado State*												
J.29	at Air Force*												
J.31	at New Mexico*												
F.5	Utah*												
F.7	Brigham Young*												
F.12	UNLV*												
F.19	at Colorado State*												
F.21	at Wyoming*												
F.26	New Mexico*												
F.28	Air Force*												
M.5	at Utah*												
M.10-12	at Mountain West Conference Championships												

## ► Manker Career Statistics

\* - At Oregon St.

Year	G-GS	Min.-Avg.	FG-FGA	Pct.	3P-3PA	Pct.	FT-FTA	Pct.	OR	DR	Reb	Avg.	PF-D	AT	TO	BS	ST	Pts.	Avg.
00-01*	21-3	252-12.0	12-42	.286	6-30	.200	3-5	.600	13	28	41	2.0	29-1	10	15	5	4	33	1.6
02-03	25-1	199-8.0	27-68	.397	16-45	.356	3-9	.333	11	19	30	1.2	24-0	4	16	5	3	73	3.0
03-04	29-1	293-10.1	37-98	.378	20-56	.357	6-14	.429	24	44	68	2.3	26-0	10	16	4	5	100	3.4
04-05	11-6	255-23.2	41-90	.456	12-40	.300	16-21	.762	17	18	35	3.2	18-0	17	14	6	9	110	10.0
<b>Totals</b>	<b>86-11</b>	<b>999-11.6</b>	<b>117-298</b>	<b>.393</b>	<b>54-171</b>	<b>.316</b>	<b>28-49</b>	<b>.571</b>	<b>65</b>	<b>109</b>	<b>174</b>	<b>2.0</b>	<b>97-1</b>	<b>41</b>	<b>61</b>	<b>20</b>	<b>21</b>	<b>306</b>	<b>3.6</b>

**Season/Career Highs**

**Points**  
 Season 28 vs. UCSB, 11-19-04  
 Career 28 vs. UCSB, 11-19-04

**Rebounds**  
 Season 13 vs. CSUF, 12-21-04  
 13 vs. UCSB, 11-19-04  
 Career 15 vs. CSU, 2-23-04

**Assists**  
 Season 3 vs. San Diego, 12-1-04  
 3 vs. UCSD, 11-27-04  
 Career 4 at Saint Mary's, 1-7-04

**Field Goals**  
 Season 8 - four times  
 Career 8 - five times

**Field Goals Attempted**  
 Season 20 vs. California, 12-11-04  
 Career 20 vs. California, 12-11-04

**Three-Point Field Goals**  
 Season 3 at UCSB, 12-4-04  
 Career 3 at UCSB, 12-4-04  
 3 vs. LBSU, 11-21-03

**Three-Point Field Goals Attempted**  
 Season 4 vs. California, 12-11-04  
 4 at UCSB, 12-4-04  
 Career 4 vs. California, 12-11-04  
 4 at UCSB, 12-4-04

**Free Throws**  
 Season 12 vs. UCSB, 11-19-04  
 Career 12 vs. UCSB, 11-19-04

**Free Throws Attempted**  
 Season 14 at LMU, 12-18-04  
 14 vs. Saint Mary's, 12-14-04  
 14 vs. Monmouth, 11-22-04  
 14 vs. UCSB, 11-19-04  
 Career 14 at LMU, 12-18-04  
 14 vs. Saint Mary's, 12-14-04  
 14 vs. Monmouth, 11-22-04  
 14 vs. UCSB, 11-19-04


**Steals**  
 Season 4 vs. UCSB, 11-19-04  
 Career 5 at UNM, 2-28-04

**Blocked Shots**  
 Season 3 vs. UCSD, 11-27-04  
 Career 3 vs. UCSD, 11-27-04

**Minutes Played**  
 Season 41 vs. UCSB, 11-19-04  
 Career 41 vs. UCSB, 11-19-04

# 42 • Marcus Slaughter

**Forward • 6-8 • 223 • Sophomore • Riverside, Calif. (J.W. North High)**



**National Rankings (as of 12/20):** 27th in scoring  
**MWC Rankings (as of 12/30):** 1st in offensive rebounding, 3rd in scoring, 4th in steals, 4th in rebounding, 6th in defensive rebounding, 6th in blocked shots.

Not only one of the top players in the Mountain West Conference, but the entire West Coast... Third the MWC in scoring and ranked among the league's top 10 in six different categories... Has scored in double figures in eleven straight games (had not scored in double figures in three consecutive games prior to this streak) after scoring 10+ points in eight games all of last season... Second in the MWC with six 20-point scoring games this season... Had a streak of at least one three-point field goal in five straight games (broken against Saint Mary's (12-14-04))... Has seven or more rebounds in eight straight games (averaging 9.6 rpg during that stretch)... Has four double-doubles this season and six in his career... Led the team in scoring seven times this season and eight times in his career... Led team in rebounding nine times this season and 19 times in his career... Has 11 double-figure scoring games this season and 19 in his career... Has four double-figure rebound games this season and eight in his career... Started 28 consecutive games (last non-start was Dec. 31, 2003)... Has shot 14 free throws in a game four times this season... Attempting 9.3 free throws per game, which averaged out over a 28-game season would be 249 attempts... Already surpassed last season's free throw attempt total of 76.

**Trends:** San Diego State is 3-1 this season when Slaughter shoots better than 50 percent from the field.

**2004-05 Game-By-Game Statistics**

Date	Opponent	S	MP	FG-FGA	3FG-FGA	FT-FTA	REB	PF	A	TO	BK	S	TP
N.19	UC Santa Barbara	S	41	8-16	0-2	12-14	13	5	1	5	0	4	28
N.22	Monmouth	S	35	4-6	0-0	10-14	7	2	0	4	2	2	18
N.27	UC San Diego	S	30	7-11	1-3	5-7	4	0	3	0	3	2	20
D.1	San Diego	S	35	4-9	1-3	3-5	12	4	3	4	2	0	12
D.4	at UC Santa Barbara	S	33	8-13	3-4	5-5	7	4	1	3	0	0	24
D.7	at Washington	S	36	8-13	1-2	4-9	7	3	1	4	2	2	21
D.11	California	S	39	8-20	1-4	1-2	9	3	1	2	1	2	18
D.14	Saint Mary's	S	35	3-6	0-1	9-14	8	3	0	3	0	3	15
D.18	at Loyola Marymount	S	40	6-16	0-1	9-14	9	4	2	4	2	1	21
D.21	Cal State Fullerton	S	39	6-15	0-2	3-9	13	4	0	7	2	0	15
D.28	at Iowa State	S	32	6-12	1-2	2-5	12	3	1	4	2	2	15
D.31	Providence												
J.3	South Dakota State												
J.8	at Brigham Young*												
J.15	at UNLV*												
J.22	Wyoming*												
J.24	Colorado State*												
J.29	at Air Force*												
J.31	at New Mexico*												
F.5	Utah*												
F.7	Brigham Young*												
F.12	UNLV*												
F.19	at Colorado State*												
F.21	at Wyoming*												
F.26	New Mexico*												
F.28	Air Force*												
M.5	at Utah*												
M.10-12	at Mountain West Conference Championships												

**► Slaughter Career Statistics**

Year	G-GS	Min.-Avg.	FG-FGA	Pct.	3P-3PA	Pct.	FT-FTA	Pct.	OR	DR	Reb	Avg.	PF-D	AT	TO	BS	ST	Pts.	Avg.
03-04	30-18	755-25.2	87-184	.473	8-24	.333	55-76	.724	84	120	204	6.8	67-2	22	36	17	34	237	7.9
04-05	11-11	396-36.0	68-137	.496	8-24	.333	63-98	.643	42	59	101	9.2	35-1	13	40	16	18	207	18.8
<b>Totals</b>	<b>41-29</b>	<b>1151-28.1</b>	<b>155-321</b>	<b>.483</b>	<b>16-48</b>	<b>.333</b>	<b>118-174</b>	<b>.678</b>	<b>126</b>	<b>179</b>	<b>305</b>	<b>7.4</b>	<b>102-3</b>	<b>35</b>	<b>76</b>	<b>33</b>	<b>52</b>	<b>444</b>	<b>10.8</b>

**Season/Career Highs**

**Points**  
Career 7 vs. Monmouth, 11-22-04

**Rebounds**  
Career 8 vs. Monmouth, 11-22-04

**Assists**  
Career 2 at Iowa State, 12-28-04

**Field Goals**  
Career 3 vs. Monmouth, 11-22-04

**Field Goals Attempted**  
Career 6 vs. Monmouth, 11-22-04

**Three-Point Field Goals**  
Career

**Three-Point Field Goals Attempted**  
Career

**Free Throws**  
Career 1 vs. CSUF, 12-21-04  
1 vs. UCSD, 11-27-04  
1 vs. Monmouth, 11-22-04

**Free Throws Attempted**  
Career 2 vs. CSUF, 12-21-04  
2 vs. UCSD, 11-27-04

**Steals**  
Career 3 at Washington, 12-7-04

**Blocked Shots**  
Career 2 vs. CSUF, 12-21-04  
2 at Washington, 12-7-04

**Minutes Played**  
Career 31 at Washington, 12-7-04

# 50 • Mohamed Camara

**Center • 6-10 • 265 • Junior • Conakry, Guinea**

**(Moore (Ky.) High/Riverside (Calif.) College)**



MWC Rankings (as of 12/30): 10th in offensive rebounding, 17th in rebounding

Has started in eight of 11 games this season... One of eight players to see action in all 11 games this season... Averages 8.5 rebounds per 40 minutes.

**Trends:** San Diego State is 3-0 this season when he shoots 50 percent or better from the floor... SDSU is 3-1 this season when he hits at least one free-throw

**2004-05 Game-By-Game Statistics**

Date	Opponent	S	MP	FG-FGA	3FG-FGA	FT-FTA	REB	PF	A	TO	BK	S	TP
N.19	UC Santa Barbara	S	14	0-0	0-0	0-0	5	2	0	0	1	0	0
N.22	Monmouth	S	23	3-6	0-0	1-1	8	2	0	1	0	0	7
N.27	UC San Diego	S	19	2-4	0-0	1-2	4	1	0	0	1	0	5
D.1	San Diego	S	31	2-2	0-0	0-0	5	3	1	1	1	2	4
D.4	at UC Santa Barbara	S	19	0-0	0-0	0-0	3	3	1	1	0	0	0
D.7	at Washington	S	31	1-3	0-0	0-0	7	1	0	0	2	3	2
D.11	California	S	26	3-9	0-0	0-0	7	1	0	2	0	1	6
D.14	Saint Mary's	S	21	1-4	0-0	0-2	1	5	1	2	0	2	2
D.18	at Loyola Marymount		3	0-0	0-0	1-2	1	0	0	0	0	0	1
D.21	Cal State Fullerton		20	1-3	0-0	1-2	5	2	0	1	2	1	3
D.28	at Iowa State		15	0-1	0-0	0-0	1	3	2	1	0	0	0
D.31	Providence												
J.3	South Dakota State												
J.8	at Brigham Young*												
J.15	at UNLV*												
J.22	Wyoming*												
J.24	Colorado State*												
J.29	at Air Force*												
J.31	at New Mexico*												
F.5	Utah*												
F.7	Brigham Young*												
F.12	UNLV*												
F.19	at Colorado State*												
F.21	at Wyoming*												
F.26	New Mexico*												
F.28	Air Force*												
M.5	at Utah*												
M.10-12	at Mountain West Conference Championships												

**► Camara Career Statistics**

Year	G-GS	Min.-Avg.	FG-FGA	Pct.	3P-3PA	Pct.	FT-FTA	Pct.	OR	DR	Reb	Avg.	PF-D	AT	TO	BS	ST	Pts.	Avg.
04-05	11-8	222-20.2	13-32	.406	0-0	.000	4-9	.444	22	25	47	4.3	23-1	5	9	7	9	30	2.7



# Last Time It Happened

## TEAM MISCELANEOUS

San Diego State played an overtime game	Nov. 19, 2004, vs. UC Santa Barbara - ot-L, 72-80
San Diego State won an overtime game	Mar. 19, 2003, vs. UC Santa Barbara - ot-W, 67-62
San Diego State played a double overtime game	Jan. 24, 2004, at Colorado State - 2ot - L, 82-92
San Diego State played a triple overtime game	Jan. 2, 2000, vs. Air Force - 3ot - L, 77-81
San Diego State played consecutive overtime games	Jan. 22 and 26, 2002, vs. Wyoming - ot-L, 85-88 and vs. UNLV - ot-L, 79-80
San Diego State won a game in the final seconds	Mar. 2, 2002, vs. Air Force, Al Faux jumper right wing (:02.6) - W, 49-47
San Diego State lost a game in the final seconds	Jan. 26, 2002, vs. UNLV, Louis Amundson made front end of two-shot foul (:02.4) - ot-L, 79-80

## TEAM SCORING

San Diego State scored 100 or more points	Dec. 2, 1998, vs. Southern Cal College - W, 103-49
San Diego State scored 90 or more points	Dec. 18, 2003, vs. Cal Poly - W, 90-71
San Diego State scored 80 or more points	Dec. 1, 2004, vs. San Diego - W, 83-63
San Diego State scored less than 50 points	Mar. 1, 2004, at Air Force - L, 49-61
An opponent scored 100 or more points	Mar. 3, 2003, at Colorado State - L, 89-102
An opponent scored less than 50 points	Nov. 21, 2003, vs. Long Beach State - W, 74-44
San Diego State scored 50 or more points in a half	Nov. 27, 2004, vs. UC San Diego (51 in 2nd half) - W, 86-51
San Diego State scored 40 or more points in a half	Dec. 18, 2004, at Loyola Marymount (42 in 2nd half) - L, 68-72
San Diego State won by 40 or more points	Nov. 27, 2000, vs. UC San Diego - W, 98-53
San Diego State won by 30 or more points	Nov. 27, 2004, vs. UC San Diego - W, 86-51
San Diego State won by 20 or more points	Dec. 1, 2004, vs. San Diego - W, 83-63

## INDIVIDUAL SCORING

SDSU player had 50 or more points	Feb. 20, 1986, Anthony Watson (54) vs. U.S. International - W, 138-93
SDSU player had 40 or more points	Feb. 20, 1986, Anthony Watson (54) vs. U.S. International - W, 138-93
SDSU player had 35 or more points	Feb. 10, 1990, Shawn Jamison (37) vs. U.S. International - W, 138-93
SDSU player had 30 or more points	Dec. 31, 2003, Aerick Sanders (34) vs. Portland - W, 67-61
SDSU player made 10 or more field goals in a game	Mar. 6, 2004, Aerick Sanders (10-19) vs. Utah - L, 53-66
SDSU player scored 20 or more points in a half	Nov. 19, 2004, Marcus Slaughter (20 in 2nd half) vs. UC Santa Barbara - ot-L, 72-80

## MULTIPLE INDIVIDUAL SCORING

Three SDSU players had 20 points in same game	Dec. 1, 2001, Tony Bland (22), Al Faux (21), Randy Holcomb (20) vs. CSU Northridge - W, 80-70
Two SDSU players had 20 points in same game	Dec. 4, 2004, Marcus Slaughter (24), Brandon Heath (20) at UC Santa Barbara - W, 73-55
Five SDSU players scored in double figures in same game	Dec. 6, 2003, Wesley Stokes (18), Brandon Heath (12), Chris Manker (12), Aerick Sanders (12), Chris Walton (12) vs. UC San Diego - W, 76-51
Four SDSU players scored in double figures in same game	Dec. 18, 2004, Marcus Slaughter (21), Brandon Heath (12), Trimaime Davis (10), Chris Manker (10) at Loyola Marymount - L, 68-72

## CONSECUTIVE INDIVIDUAL SCORING

SDSU player had consecutive 30-point games	Jan. 27 and 30, 1986, Anthony Watson vs. Wyoming (30) and vs. Colorado State (31)
SDSU player had consecutive 20-point games	Dec. 4 and Dec. 7, 2004, Marcus Slaughter at UC Santa Barbara (24) and at Washington (21)
SDSU player had consecutive 10-plus made free-throw games	Nov. 19 and Nov. 22, 2004, Marcus Slaughter vs. UCSB (12) and vs. Monmouth (10)

## TEAM REBOUNDING

San Diego State had 45 or more rebounds	Dec. 21, 2004, vs. Cal State Fullerton (45) - W, 63-60
San Diego State had 40 or more rebounds	Dec. 21, 2004, vs. Cal State Fullerton (45) - W, 63-60
+20-Rebound Margin	Nov. 22, 2004, vs. Monmouth (+21) - W 69-65
+15-Rebound Margin	Nov. 22, 2004, vs. Monmouth (+21) - W 69-65
+10-Rebound Margin	Dec. 1, 2004, vs. San Diego (+14) - W, 83-63

## INDIVIDUAL REBOUNDING

SDSU player had 20 or more rebounds	Feb. 6, 1984, Michael Cage (21) vs. Wyoming - ot-L, 73-83
SDSU player had 15 or more rebounds	Feb. 21, 2004, Aerick Sanders (16) vs. Wyoming - W, 74-66
SDSU player had 10 or more rebounds	Dec. 28, 2004, Marcus Slaughter (12) at Iowa State - L, 59-69

## DOUBLE-DOUBLES

SDSU player had a triple-double	never
SDSU player had a double-double	Dec. 28, 2004, Marcus Slaughter (15 points, 12 rebounds) at Iowa State - L, 59-69
SDSU player had a point-assist double-double	Jan. 2, 2000, Bradley Jackson (17 points, 11 assists) vs. High Point - W, 74-63
Two SDSU players had double-double in same game	Jan. 2, 2002, Randy Holcomb (22 points, 13 rebounds), Chris Walton (12 points, 10 rebounds) vs. IPFW - W, 90-72

# Last Time It Happened (cont.)

## TEAM MISCELANEOUS

San Diego State played an overtime game	Nov. 19, 2004, vs. UC Santa Barbara - ot-L, 72-80
San Diego State won an overtime game	Mar. 19, 2003, vs. UC Santa Barbara - ot-W, 67-62
San Diego State played a double overtime game	Jan. 24, 2004, at Colorado State - 2ot - L, 82-92
San Diego State played a triple overtime game	Jan. 2, 2000, vs. Air Force - 3ot - L, 77-81
San Diego State played consecutive overtime games	Jan. 22 and 26, 2002, vs. Wyoming - ot-L, 85-88 and vs. UNLV - ot-L, 79-80
San Diego State won a game in the final seconds	Mar. 2, 2002, vs. Air Force, Al Faux jumper right wing (:02.6) - W, 49-47
San Diego State lost a game in the final seconds	Jan. 26, 2002, vs. UNLV, Louis Amundson made front end of two-shot foul (:02.4) - ot-L, 79-80

## TEAM SCORING

San Diego State scored 100 or more points	Dec. 2, 1998, vs. Southern Cal College - W, 103-49
San Diego State scored 90 or more points	Dec. 18, 2003, vs. Cal Poly - W, 90-71
San Diego State scored 80 or more points	Dec. 1, 2004, vs. San Diego - W, 83-63
San Diego State scored less than 50 points	Mar. 1, 2004, at Air Force - L, 49-61
An opponent scored 100 or more points	Mar. 3, 2003, at Colorado State - L, 89-102
An opponent scored less than 50 points	Nov. 21, 2003, vs. Long Beach State - W, 74-44
San Diego State scored 50 or more points in a half	Nov. 27, 2004, vs. UC San Diego (51 in 2nd half) - W, 86-51
San Diego State scored 40 or more points in a half	Dec. 18, 2004, at Loyola Marymount (42 in 2nd half) - L, 68-72
San Diego State won by 40 or more points	Nov. 27, 2000, vs. UC San Diego - W, 98-53
San Diego State won by 30 or more points	Nov. 27, 2004, vs. UC San Diego - W, 86-51
San Diego State won by 20 or more points	Dec. 1, 2004, vs. San Diego - W, 83-63

## INDIVIDUAL SCORING

SDSU player had 50 or more points	Feb. 20, 1986, Anthony Watson (54) vs. U.S. International - W, 138-93
SDSU player had 40 or more points	Feb. 20, 1986, Anthony Watson (54) vs. U.S. International - W, 138-93
SDSU player had 35 or more points	Feb. 10, 1990, Shawn Jamison (37) vs. U.S. International - W, 138-93
SDSU player had 30 or more points	Dec. 31, 2003, Aerick Sanders (34) vs. Portland - W, 67-61
SDSU player made 10 or more field goals in a game	Mar. 6, 2004, Aerick Sanders (10-19) vs. Utah - L, 53-66
SDSU player scored 20 or more points in a half	Nov. 19, 2004, Marcus Slaughter (20 in 2nd half) vs. UC Santa Barbara - ot-L, 72-80

## MULTIPLE INDIVIDUAL SCORING

Three SDSU players had 20 points in same game	Dec. 1, 2001, Tony Bland (22), Al Faux (21), Randy Holcomb (20) vs. CSU Northridge - W, 80-70
Two SDSU players had 20 points in same game	Dec. 4, 2004, Marcus Slaughter (24), Brandon Heath (20) at UC Santa Barbara - W, 73-55
Five SDSU players scored in double figures in same game	Dec. 6, 2003, Wesley Stokes (18), Brandon Heath (12), Chris Manker (12), Aerick Sanders (12), Chris Walton (12) vs. UC San Diego - W, 76-51
Four SDSU players scored in double figures in same game	Dec. 18, 2004, Marcus Slaughter (21), Brandon Heath (12), Trimaime Davis (10), Chris Manker (10) at Loyola Marymount - L, 68-72

## CONSECUTIVE INDIVIDUAL SCORING

SDSU player had consecutive 30-point games	Jan. 27 and 30, 1986, Anthony Watson vs. Wyoming (30) and vs. Colorado State (31)
SDSU player had consecutive 20-point games	Dec. 4 and Dec. 7, 2004, Marcus Slaughter at UC Santa Barbara (24) and at Washington (21)
SDSU player had consecutive 10-plus made free-throw games	Nov. 19 and Nov. 22, 2004, Marcus Slaughter vs. UCSB (12) and vs. Monmouth (10)

## TEAM REBOUNDING

San Diego State had 45 or more rebounds	Dec. 21, 2004, vs. Cal State Fullerton (45) - W, 63-60
San Diego State had 40 or more rebounds	Dec. 21, 2004, vs. Cal State Fullerton (45) - W, 63-60
+20-Rebound Margin	Nov. 22, 2004, vs. Monmouth (+21) - W 69-65
+15-Rebound Margin	Nov. 22, 2004, vs. Monmouth (+21) - W 69-65
+10-Rebound Margin	Dec. 1, 2004, vs. San Diego (+14) - W, 83-63

## INDIVIDUAL REBOUNDING

SDSU player had 20 or more rebounds	Feb. 6, 1984, Michael Cage (21) vs. Wyoming - ot-L, 73-83
SDSU player had 15 or more rebounds	Feb. 21, 2004, Aerick Sanders (16) vs. Wyoming - W, 74-66
SDSU player had 10 or more rebounds	Dec. 21, 2004, Marcus Slaughter (13) vs. Cal State Fullerton - W, 63-60

## DOUBLE-DOUBLES

SDSU player had a triple-double	never
SDSU player had a double-double	Dec. 21, 2004, Marcus Slaughter (15 points, 13 rebounds) vs. Cal State Fullerton - W, 63-60
SDSU player had a point-assist double-double	Jan. 2, 2000, Bradley Jackson (17 points, 11 assists) vs. High Point - W, 74-63
Two SDSU players had double-double in same game	Jan. 2, 2002, Randy Holcomb (22 points, 13 rebounds), Chris Walton (12 points, 10 rebounds) vs. IPFW - W, 90-72

# SDSU Career Records

## Points

Rk	DI	Name, Years	Points
1.	1.	Michael Cage, 81-82-83-84	1,846
2.	2.	Anthony Watson, 83-84-85-86	1,735
3.	-	Tony Pinkins, 55-56-57	1,475
4.	-	Bob Brady, 52-53-54	1,389
5.	3.	Steve Copp, 73-74-75-76	1,307
6.	-	Al Skalecky, 66-67-68	1,271
7.	4.	Tony Ross, 87-88-89	1,259
8.	5.	Chad Nelson, 94-95-96-97	1,225
9.	6.	Will Connelly, 75-76-77	1,188
9.	-	Von Jacobsen, 69-70-71	1,188
11.	-	Bernie Finlay, 58-59-60	1,110
12.	7.	•Myron Epps, 99-00-01-02	1,090
13.	8.	Eddie Morris, 80-81-82-83	1,089
14.	-	Danny Newport, 54-55-56	1,048
15.	-	Milton Phelps, 39-40-41	1,043
16.	-	Dave Miller, 66-67-68	1,034
17.	9.	Leonard Allen, 82-83-84-85	1,019
18.	10.	•Tony Bland, 02-03	1,012
19.	11.	Kim Goetz, 78-79	1,005
20.	12.	•Randy Holcomb, 01-02	1,002
13.	13.	Joel Kramer, 74-76-77-78	949
14.	14.	Mike Dodd, 76-77-78-79	928
15.	15.	Tony Gwynn, 78-79-80-81	925
16.	16.	Jason Richey, 97-98	908
17.	17.	Courtie Miller, 90-91-92-93-94	891
18.	18.	Joe McNaull, 91-92-93	843
19.	19.	Steve Malovic, 78-79	838
20.	20.	Eddy Gordon, 80-81-82-83	807
21.	21.	•Aerick Sanders, 01-02-03-04	806
22.	22.	Jimmy Harris, 71-72	800
23.	23.	Mitch McMullen, 88-89	799
24.	24.	Zach Jones, 81-82	794
25.	25.	•Al Faux, 01-02	794
---			
nr.	•	Brandon Heath, 04-05	598
nr.	•	Chris Walton, 01-02-04-05	452
nr.	•	Marcus Slaughter, 04-05	444
nr.	•	Wesley Stokes, 04	363

## Scoring Average

<i>min. 600 points</i>			
Rk	DI	Name, Years	PPG
1.	-	Bob Brady, 52-53-54	18.8
2.	1.	Kim Goetz, 78-79	18.6
3.	-	Tony Pinkins, 55-56-57	18.1
4.	2.	Jason Richey, 97-98	17.5
5.	3.	Michael Cage, 81-82-83-84	16.5
6.	4.	•Randy Holcomb, 01-02	16.4
7.	5.	•Tony Bland, 02-03	16.1
8.	6.	Anthony Watson, 83-84-85-86	15.8
9.	-	Al Skalecky, 66-67-68	15.5
10.	-	Von Jacobsen, 69-70-71	15.4
11.	7.	Chris McMurray, 72-73	15.238
12.	8.	Steve Malovic, 78-79	15.236
13.	-	Bernie Finlay, 58-59-60	15.205
14.	-	Dick Maureau, 61-62	15.1
15.	9.	Marty Dow, 90-91	14.9
16.	10.	Jimmy Harris, 71-72	14.814
17.	11.	Tony Ross, 87-88-89	14.812
18.	12.	Zack Jones, 81-82	14.7
19.	13.	Will Connelly, 75-76-77	14.5
20.	-	Bob Lundgren, 67-68	14.3
21.	14.	Steve Copp, 73-74-75-76	14.1
15.	•	Al Faux, 01-02	13.84
16.	16.	Mitch McMullen, 88-89	13.78
17.	17.	Matt Watts, 98-99	13.7
18.	18.	Marc Carter, 94-95	12.70
19.	19.	Presnell Gilbert, 77-78-79	12.68
20.	20.	Jimmy Wilkins, 71-72	12.6

## Rebounds

Rk	DI	Name, Years	Rebounds
1.	1.	Michael Cage, 81-82-83-84	1,317
2.	-	Al Skalecky, 66-67-68	1,090
3.	-	Larry Meek, 63-64-65	764
4.	2.	Steve Copp, 73-74-75-76	737
5.	3.	Leonard Allen, 82-83-84-85	724
6.	4.	Joel Kramer, 74-76-77-79	711
7.	5.	•Aerick Sanders, 01-02-03-04	686
8.	-	Noel Mickelsen, 54-55-56	642
9.	6.	Will Connelly, 75-76-77	641
10.	7.	Eddy Gordon, 80-81-82-83	631
11.	-	Tony Pinkins, 55-56-57	604
8.	8.	Joe McNaull, 91-92-93	572
9.	9.	•Marcelo Correa, 97-98-99-00-01	522
10.	10.	•Myron Epps, 99-00-01-02	508
11.	11.	Chris McMurray, 72-73	492
12.	12.	Steve Malovic, 78-79	484
13.	•	Randy Holcomb, 01-02	481
14.	14.	Allen Bunting, 74-75-76	456
15.	15.	Larry Jones, 72-73	420
16.	16.	Marty Dow, 90-91	415
17.	17.	Rodney Hawkins, 86-87-88	413
18.	18.	Mitch McMullen, 88-89	408
19.	19.	Leon Carter, 95-96	395
20.	20.	John Martens, 83-84-85-86	372
21.	21.	Chad Nelson, 94-95-96-97	370
22.	22.	Anthony Watson, 83-84-85-86	362
23.	23.	John Anderson, 73-74	354
24.	24.	Roy Kruiiswyk, 97-98	346
25.	25.	Marc Carter, 94-95	344
---			
nr.	•	Chris Walton, 01-02-04-05	326
nr.	•	Marcus Slaughter, 04-05	315
nr.	•	Tommy Johnson, 02-03-04-05	157
nr.	•	Chris Manker, 04-05	133

## Rebound Average

<i>min. 50 games</i>			
Rk	DI	Name, Years	RPG
1.	-	Al Skalecky, 66-67-68	13.3
1.	1.	Michael Cage, 81-82-83-84	11.8
2.	2.	Steve Malovic, 78-79	8.8
3.	3.	Marty Dow, 90-91	8.0
4.	4.	Steve Copp, 73-74-75-76	7.9247
5.	5.	Larry Jones, 72-73	7.9245
6.	•	Randy Holcomb, 01-02	7.88
7.	7.	Will Connelly, 75-76-77	7.8
8.	8.	Joel Kramer, 74-76-77-78	7.2
9.	9.	Mitch McMullen, 88-89	7.0
10.	10.	Leon Carter, 95-96	6.9
11.	11.	John Anderson, 73-74	6.8
12.	12.	Joe McNaull, 91-92-93	6.7
13.	•	Aerick Sanders, 01-02-03-04	6.294
14.	14.	Roy Kruiiswyk, 97-98	6.290
15.	15.	Leonard Allen, 82-83-84-85	6.24
16.	16.	Marc Carter, 94-95	6.1
17.	17.	Rodney Hawkins, 86-87-88	5.900
18.	18.	Eddy Gordon, 80-81-82-83	5.897
19.	19.	Kevin Betts, 97-98	5.89
20.	20.	Allen Bunting, 74-75-76	5.8

## Assists

<i>since 1972-73 season</i>			
Rk	DI	Name, Years	Assists
1.	1.	Tony Gwynn, 78-79-80-81	590
2.	2.	Chad Nelson, 94-95-96-97	412
3.	3.	Mark Delsman, 74-75-76-77	376
4.	4.	Anthony Watson, 83-84-85-86	356
5.	5.	Keith Smith, 82-83	349
6.	•	Deandre Moore, 01-02-03	339
7.	7.	Dean Decker, 77-78	307
8.	8.	Ray Leary, 74-75-76	279
9.	9.	Mike Dodd, 76-77-78-79	271
10.	10.	Creon Dorsey, 85-86	263

11.	11.	Bryan Williams, 88-89	243
12.	12.	Michael Best, 89-90	238
13.	•	Tony Bland, 02-03	213
14.	14.	Arthur Massey, 90-91	212
15.	15.	Jeff Konek, 85	211
16.	•	David Abramowitz, 99-00-01	189
17.	17.	Jason Richey, 97-98	184
17.	17.	Gary Earle, 74-75-76	184
19.	•	Wesley Stokes, 04	176
20.	20.	Steve Copp, 73-74-75-76	171
21.	21.	Matt Watts, 98-99	166
22.	22.	Joel Kramer, 74-76-77-78	162
23.	23.	Ray Barefield, 91-92-93	159
24.	24.	Tracy Dildy, 86-87	155
25.	25.	Raymond King, 96	150
26.	•	Chris Walton, 01-02-04-05	137
---			
nr.	•	Brandon Heath, 02-03-04-05	94
nr.	•	John Sharper, 03-04-05	59

## Assist Average

<i>min. 50 games; since 1972-73 season</i>			
Rk	DI	Name, Years	APG
1.	1.	Keith Smith, 82-83	6.6
2.	2.	Tony Gwynn, 78-79-80-81	5.51
3.	3.	Dean Decker, 77-78	5.48
4.	4.	Creon Dorsey, 85-86	4.5
5.	5.	Michael Best, 89-90	4.3
6.	•	Deandre Moore, 01-02-03	3.9
7.	7.	Jeff Konek, 85	3.702
8.	8.	Chad Nelson, 94-95-96-97	3.679
9.	9.	Ray Leary, 74-75-76	3.671
10.	10.	Arthur Massey, 90-91	3.59

## Field Goals

Rk	DI	Name, Years	FG
1.	1.	Anthony Watson, 83-84-85-86	702
2.	2.	Michael Cage, 81-82-83-84	679
3.	3.	Steve Copp, 73-74-75-76	507
4.	-	Tony Pinkins, 55-56-57	495
5.	4.	Eddie Morris, 80-81-82-83	483
6.	-	Al Skalecky, 66-67-68	481
7.	5.	Will Connelly, 75-76-77	477
8.	-	Bob Brady, 52-53-54	461
9.	6.	Von Jacobsen, 69-70-71	457
10.	7.	Kim Goetz, 78-79	435
8.	8.	Tony Ross, 87-88-89	413
9.	•	Myron Epps, 99-00-01-02	407
10.	10.	Joel Kramer, 74-76-77-78	406
11.	11.	Leonard Allen, 82-83-84-85	396
12.	12.	Mike Dodd, 76-77-78-79	392
13.	•	Randy Holcomb, 01-02	383
14.	•	Tony Bland, 02-03	365
15.	15.	Chad Nelson, 94-95-96-97	344
16.	16.	Eddy Gordon, 80-81-82-83	343
17.	17.	Tony Gwynn, 78-79-80-81	340
18.	18.	Steve Malovic, 78-79	337
19.	•	Aerick Sanders, 01-02-03-04	334
20.	20.	Joe McNaull, 91-92-93	333
---			
nr.	•	Brandon Heath, 04-05	206
nr.	•	Chris Walton, 01-02-04-05	175
nr.	•	Marcus Slaughter, 04-05	155
nr.	•	Wesley Stokes, 04	124
nr.	•	Tommy Johnson, 02-03-04-05	115

## Field Goal Attempts

Rk	DI	Name, Years	FGA
1.	1.	Anthony Watson, 83-84-85-86	1,576
2.	2.	Michael Cage, 81-82-83-84	1,238
3.	3.	Steve Copp, 73-74-75-76	1,126
4.	4.	Eddie Morris, 80-81-82-83	1,098
5.	5.	Will Connelly, 75-76-77	1,020
6.	6.	Tony Ross, 87-88-89	933
7.	7.	Kim Goetz, 78-79	852

8.	8.	Chad Nelson, 84-85-86-87	814
9.	•	Randy Holcomb, 01-02	812
10.	•	Tony Bland, 02-03	808
11.	•	Myron Epps, 99-00-01-02	803
12.	12.	Joel Kramer, 74-76-77-78	779
13.	13.	Mike Dodd, 76-77-78-79	758
14.	14.	Matt Watts, 98-99	731
15.	15.	Jason Richey, 97-98	724
16.	16.	Eddy Gordon, 80-81-82-83	722
17.	17.	Tony Gwynn, 78-79-80-81	716
18.	18.	Jimmy Harris, 71-72	710
19.	19.	Berry Randle, 93-94-95-96	696
20.	20.	Leonard Allen, 82-83-84-85	692
---			
nr.	•	Brandon Heath, 04-05	520
nr.	•	Chris Walton, 01-02-04-05	419
nr.	•	Wesley Stokes, 04	338
nr.	•	Marcus Slaughter, 04-05	321
nr.	•	Tommy Johnson, 02-03-04-05	299

## Field Goal Percentage

<i>minimum 500 career attempts</i>			
Rk	DI	Name, Years	FG Pct.
1.	1.	Leonard Allen, 82-83-84-85	57.2
2.	2.	Mitch McMullen, 88-89	56.2
3.	3.	Marty Dow, 90-91	55.5
4.	4.	Steve Malovic, 78-79	55.3
5.	-	Danny Newport, 54-55-56	55.2
6.	5.	Michael Cage, 81-82-83-84	54.8
7.	6.	•Aerick Sanders, 01-02-03-04	54.0
8.	7.	•Mike Mackell, 02-03	53.6
9.	8.	Joe McNaull, 91-92-93	53.1
10.	9.	Joel Kramer, 74-76-77-78	52.1
11.	10.	Mike Dodd, 76-77-78-79	51.7
11.	11.	Kim Goetz, 78-79	51.1
12.	12.	Myron Epps, 99-00-01-02	50.7
13.	•	Marcelo Correa, 97-98-99-00-01	50.0
14.	14.	Jimmy Wilkins, 71-72	48.9
15.	15.	Zach Jones, 81-82	48.4
16.	16.	Eddy Gordon, 80-81-82-83	47.51
17.	17.	Tony Gwynn, 78-79-80-81	47.49
18.	•	Randy Holcomb, 01-02	47.2
19.	19.	Will Connelly, 75-76-77	46.8
20.	20.	Presnell Gilbert, 77-78-79	45.7

## Three-Point Field Goals

<i>in existence since 1986-87 season</i>			
Rk	DI	Name, Years	3FG
1.	1.	Tony Ross, 87-88-89	270
2.	2.	Jason Richey, 97-98	136
3.	3.	Chad Nelson, 94-95-96-97	122
4.	4.	Michael Best, 89-90	107
5.	•	Al Faux, 01-02	106
6.	•	David Abramowitz, 99-00-01	98
7.	•	Deandre Moore, 01-02-03	84
7.	7.	Berry Randle, 93-94-95-96	76
8.	•	Brandon Heath, 04-05	69
9.	9.	Matt	

# SDSU Career Records (cont.)

## Three-Point FG Atts.

*in existence since 1986-87 season*

Rk	Name, Years	3FGA
1.	Tony Ross, 87-88-89	589
2.	Jason Richey, 97-98	381
3.	Chad Nelson, 94-95-96-97	337
4.	Michael Best, 89-90	292
5.	♦David Abramowitz, 99-00-01	284
6.	♦Al Faux, 01-02	256
7.	Berry Randle, 93-94-95-96	253
8.	♦Deandre Moore, 01-02-03	239
9.	Matt Watts, 98-99	237
10.	♦Brandon Heath, 04-05	220
11.	♦Donte Wilson, 99-00	180
12.	Josko Visnjic, 98	179
13.	Brady Trenkle, 95-97-99	176
14.	Arthur Massey, 90-91	173
15.	Chris Walters, 93-94	165
16.	♦Tony Bland, 02-03	153
17.	Derric Croft, 94	152
18.	♦John Sharper, 03-04-05	154
19.	Tony Clark, 92-93	142
20.	♦Chris Manker, 03-04-05	141
21.	♦Wesley Stokes, 04	138
---		
nr.	♦Tommy Johnson, 02-03-04-05	125
nr.	♦Chris Walton, 01-02-04-05	88

## Three-Point FG Pct.

*minimum 40 career three-point field goals*

Rk	Name, Years	3FG Pct.
1.	Tony Ross, 87-88-89	45.8
2.	♦Al Faux, 01-02	41.4
3.	♦John Sharper, 03-04-05	40.3
4.	♦Steve Sir, 03-04	39.8
5.	Michael Best, 89-90	36.64
6.	Tony Clark, 92-99	36.62
7.	Chad Nelson, 94-95-96-97	36.2
8.	Jason Richey, 97-98	35.7
9.	♦Deandre Moore, 01-02-03	35.1
10.	Darryl Gaines, 86-87	34.8
11.	♦Karlo Kovacic, 01-02	34.6
12.	♦David Abramowitz, 99-00-01	34.5
13.	Chris Walters, 93-94	33.9
14.	Derric Croft, 94	32.2
15.	Courtie Miller, 90-91-92-93-94	32.0
---		
nr.	♦Brandon Heath, 04-05	31.6
nr.	♦Wesley Stokes, 04	29.7

## Free Throws

Rk	DI	Name, Years	FTM
1.	1.	Michael Cage, 81-82-83-84	488
2.	-	Tony Pinkins, 55-56-57	485
3.	-	Bob Brady, 52-53-54	467
4.	2.	Chad Nelson, 94-95-96-97	415
5.	-	Bernie Finlay, 58-59-60	352
6.	3.	Anthony Watson, 83-84-85-86	331
7.	-	Al Skalecky, 66-67-68	309
8.	4.	Courtie Miller, 90-91-92-93-94	302
9.	5.	Steve Copp, 73-74-75-76	293
10.	-	Danny Newport, 54-55-56	290
11.	6.	♦Myron Epps, 99-00-01-02	274
12.	7.	Tony Gwynn, 78-79-80-81	245
13.	8.	Will Connelly, 75-76-77	234
14.	9.	♦Tony Bland, 02-03	233
15.	10.	Leonard Allen, 82-83-84-85	227
16.	11.	Jason Richey, 97-98	218
17.	12.	♦Marcelo Correa, 97-98-99-00-01	215
18.	13.	Mitch McMullen, 88-89	207
19.	14.	♦Randy Holcomb, 01-02	205
20.	15.	John Martens, 83-84-85-86	201
21.	16.	♦Mike Mackell, 02-03	199
22.	17.	Bery Randle, 93-94-95-96	194
23.	18.	Jeff Pete, 71-72	181

19.	Joe McNaull, 91-92-93	177
20.	Steve Malovic, 77-78	164
---		
nr.	♦Marcus Slaughter, 04-05	118
nr.	♦Brandon Heath, 04-05	117
nr.	♦Chris Walton, 01-02-04-05	76
nr.	♦Wesley Stokes, 04	74

## Free Throws Attempted

DI	Name, Years	FTA
1.	Michael Cage, 81-82-83-84	667
2.	Chad Nelson, 94-95-96-97	519
3.	♦Myron Epps, 99-00-01-02	466
4.	Anthony Watson, 83-84-85-86	446
5.	Steve Copp, 73-74-75-76	439
6.	Courtie Miller, 90-91-92-93-94	398
7.	Will Connelly, 75-76-77	376
8.	Leonard Allen, 82-83-84-85	369
9.	Mitch McMullen, 88-89	356
10.	♦Tony Bland, 02-03	340
11.	Tony Gwynn, 78-79-80-81	334
12.	♦Marcelo Correa, 97-98-99-00-01	324
13.	Berry Randle, 93-94-95-96	314
14.	♦Randy Holcomb, 01-02	312
15.	Joe McNaull, 91-92-93	300
16.	♦Mike Mackell, 02-03	289
17.	John Martens, 83-84-85-86	285
18.	Jason Richey, 97-98	271
19.	Eddy Gordon, 80-81-82-83	255
20.	Jeff Pete, 71-72	252
---		
nr.	♦Marcus Slaughter, 04-05	174
nr.	♦Brandon Heath, 04-05	157
nr.	♦Chris Walton, 01-02-04-05	118
nr.	♦Wesley Stokes, 04	102

## Free Throw Percentage

*minimum 40 career free throws*

Rk	DI	Name, Years	FT Pct.
1.	1.	Kim Goetz, 78-79	85.4
2.	-	Mike Spigler, 69-70	83.6
3.	2.	Steve Malovic, 78-79	82.4
4.	3.	Jason Richey, 97-98	80.4
5.	4.	Tony Ross, 87-88-89	80.3
6.	5.	Chad Nelson, 94-95-96-97	80.0
7.	6.	Mike Dodd, 76-77-78-79	77.8
8.	-	Bernie Finlay, 58-59-60	77.7
9.	7.	Chris McMurray, 72-73	76.9
10.	-	Gary Schneider, 70-71	76.8
11.	8.	Joel Kramer, 74-76-77-78	76.5
12.	9.	Jimmy Wilkins, 71-72	76.4
13.	10.	Courtie Miller, 90-91-92-93-94	75.9

## Blocks

*since 1978-79 season*

Rk	Name, Years	Blocks
1.	Leonard Allen, 82-83-84-85	214
2.	Michael Cage, 81-82-83-84	118
3.	Joe McNaull, 91-92-93	114
4.	♦Aerick Sanders, 01-02-03-04	105
5.	♦Marcelo Correa, 97-98-99-00-01	100
6.	Eddy Gordon, 80-81-82-83	71
7.	Marty Dow, 90-91	68
8.	Rodney Hawkins, 86-87-88	70
9.	Leon Carter, 95-96	58
10.	Marc Carter, 94-95	55
11.	♦Randy Holcomb, 01-02	51
12.	Courtie Miller, 90-91-92-93-94	51
13.	Mitch McMullen, 88-89	46
14.	Kevin Betts, 97-98	40
15.	Marcus Banks, 92-93	37
16.	Keith Balzer, 91-92-93	37
17.	Berry Randle, 93-94-95-96	35
18.	Steve Malovic, 78-79	34
19.	♦Marcus Slaughter, 04-05	33

20.	Eddie Morris, 80-81-82-83	32
21.	Roy Kruswyk, 97-98	31
22.	♦Chris Walton, 01-02-04-05	30
---		
nr.	♦Tommy Johnson, 02-03-04-05	15
nr.	♦Chris Manker, 03-04-05	15

## Steals

*since 1978-79 season*

Rk	Name, Years	Steals
1.	Anthony Watson, 83-84-85-86	192
2.	Chad Nelson, 94-95-96-97	175
3.	Tony Gwynn, 78-79-80-81	141
4.	Eddie Morris, 80-81-82-83	131
5.	Matt Watts, 98-99	126
6.	Michael Best, 89-90	126
7.	Michael Cage, 81-82-83-84	126
8.	♦Deandre Moore, 01-02-03	114
9.	Eddy Gordon, 80-81-82-83	111
10.	Creon Dorsey, 85-86	109
11.	♦Marcelo Correa, 97-98-99-00-01	102
12.	Jason Richey, 97-98	94
13.	Bobby Owens, 83-84-85-86	92
14.	Arthur Massey, 90-91	84
15.	♦David Abramowitz, 99-00-01	81
16.	Kevin Betts, 97-98	81
17.	♦Aerick Sanders, 01-02-03-04	80
18.	Bryan Williams, 88-89	77
19.	Keith Smith, 82-83	76
20.	Jason Hamilton, 93-94	73
21.	Tracy Dildy, 86-87	73
---		
nr.	♦Brandon Heath, 04-05	64
nr.	♦Chris Walton, 01-02-04-05	59
nr.	♦Marcus Slaughter, 04-05	52
nr.	♦Wesley Stokes, 04	49
nr.	♦Tommy Johnson, 02-03-04-05	49

## Games Played

Rk	DI	Name, Years	GP
1.	1.	Leonard Allen, 82-83-84-85	116
2.	2.	♦Myron Epps, 99-00-01-02	113
3.	2.	Berry Randle, 93-94-95-96	113
4.	4.	♦Marcelo Correa, 97-98-99-00-01	112
5.	4.	Chad Nelson, 94-95-96-97	112
6.	4.	Michael Cage, 81-82-83-84	112
7.	7.	Anthony Watson, 83-84-85-86	110
8.	8.	♦Aerick Sanders, 01-02-03-04	109
9.	8.	Mark Delsman, 74-75-76-77	109
10.	10.	Eddy Gordon, 80-81-82-83	107
11.	10.	Tony Gwynn, 78-79-80-81	107
12.	-	Noel Mickelsen, 53-54-55-56	107
13.	-	Eddie Morris, 80-81-82-83	105
14.	13.	Courtie Miller, 90-91-92-93-94	101
15.	14.	Joel Kramer, 74-76-77-78	99
16.	15.	Bobby Owens, 83-84-85-86	94
17.	16.	Steve Copp, 73-74-75-76	93
18.	18.	♦Chris Walton, 01-02-04-05	93
19.	18.	Mike Dodd, 76-77-78-79	91
20.	19.	♦Deandre Moore, 01-02-03	88
21.	-	♦Tommy Johnson, 02-03-04-05	88
---			
nr.	♦John Sharper, 03-04-05	68	
nr.	♦Chris Manker, 03-04-05	65	

## Games Started

*since 1978-79*

Rk	Name, Years	GS
1.	Michael Cage, 81-82-83-84	112
2.	Leonard Allen, 82-83-84-85	110
3.	Chad Nelson, 94-95-96-97	103
4.	Anthony Watson, 83-84-85-86	93
5.	♦Marcelo Correa, 97-98-99-00-01	91
6.	♦Myron Epps, 99-00-01-02	81
7.	♦Deandre Moore, 01-02-03	73

8.	♦Tony Bland, 02-03	62
8.	Joe McNaull, 91-92-93	62
8.	Eddie Morris, 80-81-82-83	62
11.	♦Randy Holcomb, 01-02	61
11.	Tony Gwynn, 78-79-80-81	61
11.	Eddy Gordon, 80-81-82-83	61
14.	♦Aerick Sanders, 01-02-03-04	60
15.	Rodney Hawkins, 86-87-88	59
16.	♦Mike Mackell, 02-03	58
17.	Creon Dorsey, 85-86	57
17.	Courtie Miller, 90-91-92-93-94	57
17.	Chris Walters, 93-94	57
17.	Tony Ross, 87-88-89	57
---		
nr.	♦Brandon Heath, 04-05	36
nr.	♦Chris Walton, 01-02-04-05	33
nr.	♦Wesley Stokes, 04	28
nr.	♦Marcus Slaughter, 04-05	29
nr.	♦Tommy Johnson, 02-03-04-05	20

## Consecutive Gms. Started

*since 1980-81 season*

Rk	Name, Years	Consecutive GS
1.	Michael Cage, 81-82-83-84	112
2.	Chad Nelson, 94-95-96-97	103
3.	Leonard Allen, 82-83-84-85	70
4.	♦Randy Holcomb, 01-02	61
5.	♦Aerick Sanders, 01-02-03-04	60
6.	♦Myron Epps, 99-00-01-02	58
7.	Chris Walters, 93-94	57
7.	Joe McNaull, 91-92-93	57
9.	Kevin Betts, 97-98	55
9.	Anthony Watson, 83-84-85-86	55
---		
nr.	♦Marcus Slaughter, 04-05	28

## Minutes Played

*since 1978-79 season*

Rk	Name, Years	Minutes
1.	Michael Cage, 81-82-83-84	4,262
2.	Chad Nelson, 94-95-96-97	3,692
3.	Anthony Watson, 83-84-85-86	3,330
4.	Leonard Allen, 82-83-84-85	3,191
5.	♦Myron Epps, 99-00-01-02	2,971
6.	Eddie Morris, 80-81-82-83	2,627
7.	♦Marcelo Correa, 97-98-99-00-01	2,594
8.	♦Deandre Moore, 01-02-03	2,462
9.	♦Aerick Sanders, 01-02-03-04	2,460
10.	Tony Gwynn, 78-79-80-81	+2,422
11.	Tony Ross, 87-88-89	2,402
12.	Eddy Gordon, 80-81-82-83	2,270
13.	♦Tony Bland, 02-03	2,182
14.	Joe McNaull, 91-92-93	2,101
15.	Courtie Miller, 90-91-92-93-94	2,005
16.	Berry Randle, 93-94-95-96	1,944
17.	♦Randy Holcomb, 01-02	1,930
18.	Rodney Hawkins, 86-87-88	1,880
19.	Jason Richey, 97-98	1,848
20.	♦Chris Walton, 01-02-04-05	1,840
---		
nr.	♦Brandon Heath, 04-05	1,255
nr.	♦Tommy Johnson, 02-03-04-05	1,211
nr.	♦Marcus Slaughter, 04	1,151
nr.	♦John Sharper, 03-04-05	1,071
nr.	♦Wesley Stokes, 04	1,014

# 2004-05 San Diego State

**Record: 5-6 (Home: 4-3, Away: 1-3, Neutral: 0-0)**  
**Mountain West Conference: 0-0 (Home: 0-0, Away: 0-0)**

Date	NR	Opponent	SDSU Result				San Diego State High			
			W-L	Record	MWC	Scorer	Rebounder	Assists	Attendance	
Nov. 19		UC SANTA BARBARA	L-ot	72-80	L1	0-1	Slaughter-28	Slaughter-13	Heath-3	6,191
Nov. 22		MONMOUTH	W	69-65	W1	1-1	Slaughter-18	Heath-9	Thomas-6	4,097
Nov. 27		UC SAN DIEGO	W	86-51	W2	2-1	Manker-23	Manker-5	Heath-9	4,102
Dec. 1		SAN DIEGO	W	83-63	W3	3-1	Heath-26	Slaughter-12	Heath-5	6,132
Dec. 4		at UC Santa Barbara (D)	W	73-55	W4	4-1	Slaughter-24	Slaughter-7	Heath-7	1,518
Dec. 7	16/21	at Washington	L	69-98	L1	4-2	Slaughter-21	Camara/Slaughter-7	Thomas-3	9,694
Dec. 11		CALIFORNIA~	L	57-60	L2	4-3	Slaughter-18	Slaughter-9	Manker-3	8,978
Dec. 14		SAINT MARY'S	L	64-73	L3	4-4	Heath-20	Slaughter-8	Sharper-2	4,056
Dec. 18		at Loyola Marymount	L	68-72	L4	4-5	Slaughter-21	Slaughter-9	Heath-4	1,650
Dec. 21		CAL STATE FULLERTON	W	63-60	W1	5-5	Heath-17	Slaughter-13	Heath-6	4,550
Dec. 28	--/rv	at Iowa State	L	59-69	L1	5-6	Heath-20	Slaughter-12	Sharper-3	8,091
Dec. 31		PROVIDENCE (D)								
Jan. 3		SOUTH DAKOTA STATE								
Jan. 8		at Brigham Young*								
Jan. 15		at UNLV*								
Jan. 22		WYOMING*								
Jan. 24		COLORADO STATE*								
Jan. 29		at Air Force* (D)								
Jan. 31		at New Mexico*								
Feb. 5		UTAH*								
Feb. 7		BRIGHAM YOUNG*								
Feb. 12		UNLV* (D)								
Feb. 19		at Colorado State*								
Feb. 21		at Wyoming*								
Feb. 26		NEW MEXICO*								
Feb. 28		AIR FORCE*								
Mar. 5		at Utah* (D)								
Mar. 10-12		at Mountain West Conference Championships (Pepsi Center; Denver, Colo.)								

Caps denote home game. \* - Indicates Mountain West Conference Game. ^ - Mountain West Conference Championships at the Pepsi Center in Denver, Colo. ~ - San Diego SLAM Presented by PerfectWave Technologies (Cox Arena; San Diego, Calif.). Two-letter abbreviation indicates round, number to left of team indicates seed. Opp. NR - Indicates San Diego State's opponent national rankings in the Associated Press and ESPN/USA Today coaches polls at gametime. :00 - Time remaining in the final ten seconds when winning team scored final points to break a tie or win the game. D - Indicates day game. c - Indicates capacity.

## Record/Attendance Summary

	G	W-L	Total	Average	High
Home	7	4-3	38,106	5,444	8,978 vs. California (Dec. 11)
Mountain West					
Away	4	1-3	20,953	5,238	9,694 at No. 16/21 Washington (Dec. 7)
Mountain West					
Neutral					
Total	11	5-6	59,059	5,369	9,694 at No. 16/21 Washington (Dec. 7)
Mountain West					

## Win/Loss Margin

	1	2	3	4	5	6	7	8	9	10	11	12	13	14	15	16	17	18	19	20	21	22	23	24	25	29	35
Win			1	1														1		1							1
Loss			1	1				1	1	1																	1

# 2004-05 San Diego State Statistics

**Record: 5-6 (Home: 4-3, Away: 1-3, Neutral: 0-0)**

No.	Player	GP	GS	Min	Avg	TOTAL		3-PTS		FT-FTA		REBOUNDS		PF	FO	A	TO	Blk	Stl	Pts	Avg		
						FG-FGA	Pct	3FG-FGA	Pct	Off	Def	Tot	Avg										
42	SLAUGHTER, Marcus	11	11	395	35.9	68-137	.496	8-24	.333	63-98	.643	42	59	101	9.2	35	1	13	40	16	18	207	18.8
01	HEATH, Brandon	11	10	358	32.5	62-152	.408	21-60	.350	40-47	.851	10	30	40	3.6	24	1	42	41	2	23	185	16.8
33	MANKER, Chris	11	6	255	23.2	41-90	.456	12-40	.300	16-21	.762	17	18	35	3.2	18	0	17	14	6	9	110	10.0
15	SHARPER, John	11	9	315	28.6	27-66	.409	19-47	.404	6-6	1.000	3	14	17	1.5	14	0	17	22	0	16	79	7.2
21	THOMAS, Matt	11	3	215	19.5	21-59	.356	2-10	.200	22-32	.688	14	19	33	3.0	14	0	19	18	0	11	66	6.0
20	DAVIS, Trimaine	11	3	125	11.4	16-25	.640	0-0	.000	5-12	.417	9	9	18	1.6	17	0	1	3	1	2	37	3.4
50	CAMARA, Mohamed	11	8	222	20.2	13-32	.406	0-0	.000	4-9	.444	22	25	47	4.3	23	1	5	9	7	9	30	2.7
11	SMITH, Tyler	10	2	146	14.6	6-20	.300	5-15	.333	2-4	.500	4	15	19	1.9	14	0	14	11	0	3	19	1.9
00	JOHNSON, Tommy	11	2	107	9.7	6-12	.500	0-3	.000	1-4	.250	4	8	12	1.1	7	0	7	10	2	3	13	1.2
31	INES, Jared	5	0	9	1.8	3-3	1.000	0-0	.000	2-6	.333	0	0	0	0.0	0	0	0	0	0	0	8	1.6
03	WALTON, Chris	2	1	52	26.0	2-11	.182	2-7	.286	0-0	.000	4	1	5	2.5	7	0	1	6	0	1	6	3.0
05	HANOUR, Travis	3	0	22	7.3	1-4	.250	1-3	.333	0-0	.000	0	3	3	1.0	3	0	2	3	1	2	3	1.0
10	WEINSTEIN, Shawn	2	0	4	2.0	0-1	.000	0-1	.000	0-0	.000	0	0	0	0.0	0	0	0	1	0	0	0	0.0
TEAM												15	20	35	3.2	0	1						
<b>SDSU TOTALS</b>		<b>11</b>				<b>266-612</b>	<b>.435</b>	<b>70-210</b>	<b>.333</b>	<b>161-239</b>	<b>.674</b>	<b>144</b>	<b>221</b>	<b>365</b>	<b>33.2</b>	<b>176</b>	<b>3</b>	<b>138</b>	<b>179</b>	<b>35</b>	<b>97</b>	<b>763</b>	<b>69.4</b>
<b>OPPONENTS</b>		<b>11</b>				<b>270-624</b>	<b>.433</b>	<b>78-213</b>	<b>.366</b>	<b>128-175</b>	<b>.731</b>	<b>145</b>	<b>227</b>	<b>372</b>	<b>33.8</b>	<b>200</b>	<b>4</b>	<b>171</b>	<b>173</b>	<b>32</b>	<b>84</b>	<b>746</b>	<b>67.8</b>

<b>SCORE BY PERIODS:</b>	<b>1st</b>	<b>2nd</b>	<b>OT</b>	<b>2OT</b>	<b>Total</b>
SAN DIEGO STATE	344	410	9		763
OPPONENTS	350	379	17		746

# 2004-05 San Diego State Win/Loss Statistics

## Wins Only Games: 5

No.	Player	GP	GS	Min	Avg	TOTAL		3-PTS		FT-FTA		REBOUNDS		PF	FO	A	TO	Blk	Stl	Pts	Avg				
						FG-FGA	Pct	3FG-FGA	Pct	FT-FTA	Pct	Off	Def									Tot	Avg		
42	SLAUGHTER, Marcus	5	5	172	34.4	29-54	.537	5-12	.417	26-40	.650	10	33	43	8.6	14	0	7	18	9	4	89	17.8		
01	HEATH, Brandon	5	4	152	30.4	27-59	.458	11-26	.423	19-22	.864	4	15	19	3.8	8	0	29	19	0	13	84	16.8		
33	MANKER, Chris	5	4	121	24.2	24-43	.558	5-15	.333	8-9	.889	10	10	20	4.0	8	0	8	6	4	2	61	12.2		
15	SHARPER, John	5	4	123	24.6	17-30	.567	12-23	.522	2-2	1.000	1	2	3	0.6	5	0	6	6	0	10	48	9.6		
21	THOMAS, Matt	5	1	95	19.0	8-26	.308	2-6	.333	7-15	.467	5	11	16	3.2	4	0	12	10	0	3	25	5.0		
50	CAMARA, Mohamed	5	4	112	22.4	8-15	.533	0-0	.000	3-5	.600	11	14	25	5.0	11	0	2	4	4	3	19	3.8		
20	DAVIS, Trimaine	5	1	67	13.4	9-13	.692	0-0	.000	0-4	.000	4	6	10	2.0	9	0	1	1	1	1	18	3.6		
11	SMITH, Tyler	5	1	90	18.0	5-11	.455	4-9	.444	1-2	.500	3	11	14	2.8	9	0	11	8	0	1	15	3.0		
00	JOHNSON, Tommy	5	1	54	10.8	4-5	.800	0-1	.000	1-2	.500	3	5	8	1.6	1	0	3	3	1	1	9	1.8		
31	INES, Jared	3	0	7	2.3	2-2	1.000	0-0	.000	2-6	.333	0	0	0	0.0	0	0	0	0	0	0	6	2.0		
10	WEINSTEIN, Shawn	2	0	4	2.0	0-1	.000	0-1	.000	0-0	.000	0	0	0	0.0	0	0	0	1	0	0	0	0.0		
05	HANOUR, Travis	1	0	3	3.0	0-0	.000	0-0	.000	0-0	.000	0	0	0	0.0	1	0	1	0	0	0	0	0.0		
TEAM												7	8	15	3.0	0			0						
SDSU TOTALS		5			133-259		.514	39-93		.419	69-107		.645	58	115	173	34.6	70	0	80	76	19	38	374	74.8
OPPONENTS		5			101-271		.373	45-112		.402	47-59		.797	55	81	136	27.2	91	1	70	77	9	35	294	58.8

SCORE BY PERIODS:	1st	2nd	OT	2OT	Total
SAN DIEGO STATE	171	203			374
OPPONENTS	137	157			294

## Losses Only Games: 6

No.	Player	GP	GS	Min	Avg	TOTAL		3-PTS		FT-FTA		REBOUNDS		PF	FO	A	TO	Blk	Stl	Pts	Avg				
						FG-FGA	Pct	3FG-FGA	Pct	FT-FTA	Pct	Off	Def									Tot	Avg		
42	SLAUGHTER, Marcus	6	6	223	37.2	39-83	.470	3-12	.250	37-58	.638	32	26	58	9.7	21	1	6	22	7	14	118	19.7		
01	HEATH, Brandon	6	6	206	34.3	35-93	.376	10-34	.294	21-25	.840	6	15	21	3.5	16	1	13	22	2	10	101	16.8		
33	MANKER, Chris	6	2	134	22.3	17-47	.362	7-25	.280	8-12	.667	7	8	15	2.5	10	0	9	8	2	7	49	8.2		
21	THOMAS, Matt	6	2	120	20.0	13-33	.394	0-4	.000	15-17	.882	9	8	17	2.8	10	0	7	8	0	8	41	6.8		
15	SHARPER, John	6	5	192	32.0	10-36	.278	7-24	.292	4-4	1.000	2	12	14	2.3	9	0	11	16	0	6	31	5.2		
20	DAVIS, Trimaine	6	2	58	9.7	7-12	.583	0-0	.000	5-8	.625	5	3	8	1.3	8	0	0	2	0	1	19	3.2		
50	CAMARA, Mohamed	6	4	110	18.3	5-17	.294	0-0	.000	1-4	.250	11	11	22	3.7	12	1	3	5	3	6	11	1.8		
03	WALTON, Chris	2	1	52	26.0	2-11	.182	2-7	.286	0-0	.000	4	1	5	2.5	7	0	1	6	0	1	6	3.0		
11	SMITH, Tyler	5	1	56	11.2	1-9	.111	1-6	.167	1-2	.500	1	4	5	1.0	5	0	3	3	0	2	4	0.8		
00	JOHNSON, Tommy	6	1	53	8.8	2-7	.286	0-2	.000	0-2	.000	1	3	4	0.7	6	0	4	7	1	2	4	0.7		
05	HANOUR, Travis	2	0	19	9.5	1-4	.250	1-3	.333	0-0	.000	0	3	3	1.5	2	0	1	3	1	2	3	1.5		
31	INES, Jared	2	0	2	1.0	1-1	1.000	0-0	.000	0-0	.000	0	0	0	0.0	0	0	0	0	0	0	2	1.0		
TEAM												8	12	20	3.3	0			1						
SDSU TOTALS		6			133-353		.377	31-117		.265	92-132		.697	86	106	192	32.0	106	3	58	103	16	59	389	64.8
OPPONENTS		6			169-353		.479	33-101		.327	81-116		.698	90	146	236	39.3	109	3	101	96	23	49	452	75.3

SCORE BY PERIODS:	1st	2nd	OT	2OT	Total
SAN DIEGO STATE	173	207	9		389
OPPONENTS	213	222	17		452

# 2004-05 San Diego State Home/Away Statistics

## Home Games Only Record: 4-3

No.	Player	GP	GS	Min	Avg	TOTAL		3-PTS		FT-FTA		REBOUNDS		PF	FO	A	TO	Blk	Stl	Pts	Avg												
						FG-FGA	Pct	3FG-FGA	Pct	Pct	Pct	Off	Def									Tot	Avg										
42	SLAUGHTER, Marcus	7	7	254	36.3	40-83	.482	3-15	.200	43-65	.662	26	40	66	9.4	21	1	8	25	10	13	126	18.0										
01	HEATH, Brandon	7	6	235	33.6	35-93	.376	13-38	.342	32-36	.889	6	19	25	3.6	14	1	28	29	1	19	115	16.4										
33	MANKER, Chris	7	4	162	23.1	31-60	.517	6-24	.250	13-17	.765	15	13	28	4.0	7	0	13	8	4	7	81	11.6										
15	SHARPER, John	7	6	198	28.3	17-42	.405	13-31	.419	4-4	1.000	2	8	10	1.4	10	0	10	11	0	11	51	7.3										
21	THOMAS, Matt	7	2	133	19.0	14-40	.350	2-9	.222	11-18	.611	10	14	24	3.4	10	0	11	11	0	6	41	5.9										
50	CAMARA, Mohamed	7	6	154	22.0	12-28	.429	0-0	.000	3-7	.429	18	17	35	5.0	16	1	2	7	5	6	27	3.9										
20	DAVIS, Trimaine	7	1	75	10.7	11-17	.647	0-0	.000	1-5	.200	5	7	12	1.7	14	0	0	1	0	2	23	3.3										
11	SMITH, Tyler	6	1	84	14.0	4-10	.400	3-8	.375	1-2	.500	3	11	14	2.3	8	0	12	5	0	1	12	2.0										
00	JOHNSON, Tommy	7	1	72	10.3	4-7	.571	0-2	.000	1-4	.250	3	6	9	1.3	4	0	6	5	1	1	9	1.3										
31	INES, Jared	3	0	6	2.0	2-2	1.000	0-0	.000	2-4	.500	0	0	0	0.0	0	0	0	0	0	0	6	2.0										
05	HANOUR, Travis	2	0	19	9.5	1-4	.250	1-3	.333	0-0	.000	0	3	3	1.5	2	0	1	3	1	2	3	1.5										
03	WALTON, Chris	1	1	29	29.0	0-4	.000	0-1	.000	0-0	.000	1	0	1	1.0	4	0	1	4	0	0	0	0.0										
10	WEINSTEIN, Shawn	2	0	4	2.0	0-1	.000	0-1	.000	0-0	.000	0	0	0	0.0	0	0	0	1	0	0	0	0.0										
TEAM												9	8	17	2.4	0			0														
SDSU TOTALS		7				171-391	.437	41-132	.311	111-162	.685	98	146	244	34.9	110	3	92	110	22	68	494	70.6										
OPPONENTS		7				160-378	.423	55-149	.369	77-101	.762	77	138	215	30.7	134	3	101	116	17	58	452	64.6										

SCORE BY PERIODS:	1st	2nd	OT	2OT	Total
SAN DIEGO STATE	217	268	9		494
OPPONENTS	234	221	17		452

## Road/Neutral Games Only Record: 1-3

No.	Player	GP	GS	Min	Avg	TOTAL		3-PTS		FT-FTA		REBOUNDS		PF	FO	A	TO	Blk	Stl	Pts	Avg												
						FG-FGA	Pct	3FG-FGA	Pct	Pct	Pct	Off	Def									Tot	Avg										
42	SLAUGHTER, Marcus	4	4	141	35.2	28-54	.519	5-9	.556	20-33	.606	16	19	35	8.8	14	0	5	15	6	5	81	20.3										
01	HEATH, Brandon	4	4	123	30.8	27-59	.458	8-22	.364	8-11	.727	4	11	15	3.8	10	0	14	12	1	4	70	17.5										
33	MANKER, Chris	4	2	93	23.3	10-30	.333	6-16	.375	3-4	.750	2	5	7	1.8	11	0	4	6	2	2	29	7.3										
15	SHARPER, John	4	3	117	29.3	10-24	.417	6-16	.375	2-2	1.000	1	6	7	1.8	4	0	7	11	0	5	28	7.0										
21	THOMAS, Matt	4	1	82	20.5	7-19	.368	0-1	.000	11-14	.786	4	5	9	2.3	4	0	8	7	0	5	25	6.3										
20	DAVIS, Trimaine	4	2	50	12.5	5-8	.625	0-0	.000	4-7	.571	4	2	6	1.5	3	0	1	2	1	0	14	3.5										
11	SMITH, Tyler	4	1	62	15.5	2-10	.200	2-7	.286	1-2	.500	1	4	5	1.3	6	0	2	6	0	2	7	1.8										
03	WALTON, Chris	1	0	23	23.0	2-7	.286	2-6	.333	0-0	.000	3	1	4	4.0	3	0	0	2	0	1	6	6.0										
23	Johnson, Tommy	4	1	35	8.8	2-5	.400	0-1	.000	0-0	.000	1	2	3	0.8	3	0	1	5	1	2	4	1.0										
50	CAMARA, Mohamed	4	2	68	17.0	1-4	.250	0-0	.000	1-2	.500	4	8	12	3.0	7	0	3	2	2	3	3	0.8										
31	INES, Jared	2	0	3	1.5	1-1	1.000	0-0	.000	0-2	.000	0	0	0	0.0	0	0	0	0	0	0	2	1.0										
05	HANOUR, Travis	1	0	3	3.0	0-0	.000	0-0	.000	0-0	.000	0	0	0	0.0	1	0	1	0	0	0	0	0.0										
TEAM												6	12	18	4.5	0			1														
SDSU TOTALS		4				95-221	.430	29-78	.372	50-77	.649	46	75	121	30.3	66	0	46	69	13	29	269	67.2										
OPPONENTS		4				110-246	.447	23-64	.359	51-74	.689	68	89	157	39.2	66	1	70	57	15	26	294	73.5										

SCORE BY PERIODS:	1st	2nd	OT	2OT	Total
SAN DIEGO STATE	127	142			269
OPPONENTS	136	158			294



## 2004-05 Team Game-By-Game

Opponent	Site/Date	FG-FGA	Pct	3P-3PA	Pct	FT-FTA	Pct	Off-Def	Tot	PF	AT	TO	BS	ST	1st-2nd	Pts
at SDSU	H	26-67	.388	7-26	.269	13-18	.722	18-21	39	17	12	19	2	9	26-37-9	72
UC Santa Barbara	11/19	30-60	.500	8-23	.348	12-17	.706	11-25	36	18	15	17	3	13	31-32-17	80
at SDSU	H	20-47	.426	6-15	.400	23-33	.697	15-26	41	14	11	17	3	7	28-41	69
Monmouth	11/22	21-51	.412	10-23	.435	13-16	.813	4-16	20	21	18	10	3	10	31-34	65
at SDSU	H	32-53	.604	7-17	.412	15-20	.750	11-13	24	11	23	9	5	15	35-51	86
UC San Diego	11/27	16-37	.432	9-17	.529	10-12	.833	9-12	21	16	14	27	1	6	29-22	51
at SDSU	H	30-56	.536	10-24	.417	13-18	.722	13-25	38	11	15	17	6	7	38-45	83
San Diego	12/1	26-62	.419	8-21	.381	3-5	.600	9-15	24	16	15	15	1	7	27-36	63
SDSU	A	27-45	.600	12-20	.600	7-13	.538	4-21	25	16	16	14	1	3	38-35	73
at UC Santa Barbara	12/4	18-52	.346	8-22	.364	11-15	.733	14-16	30	14	13	13	3	3	24-31	55
SDSU	A	26-62	.419	4-13	.308	13-19	.684	15-16	31	18	10	26	6	12	34-35	69
at No. 16/21 Wash.	12/7	38-75	.507	9-22	.409	13-17	.765	24-21	45	19	23	20	6	9	56-42	98
at SDSU	H	21-60	.350	4-19	.211	11-13	.846	11-19	30	15	9	14	2	12	29-28	57
California	12/11	25-54	.463	2-13	.154	8-14	.571	13-24	37	16	15	15	3	3	37-23	60
at SDSU	H	18-50	.360	3-14	.214	25-37	.676	15-12	27	24	7	15	0	12	29-35	64
Saint Mary's	12/14	22-45	.489	8-23	.348	21-26	.808	12-24	36	23	14	20	5	10	33-40	73
SDSU	A	19-54	.352	4-14	.286	26-38	.684	15-19	34	14	9	12	3	6	26-42	68
at Loyola M'mount	12/18	28-66	.424	4-13	.308	12-14	.857	19-26	45	24	18	12	2	6	24-48	72
at SDSU	H	24-58	.414	4-17	.235	11-23	.478	15-30	45	18	15	19	4	6	32-31	63
Cal State Fullerton	12/21	20-69	.290	10-29	.345	10-11	.909	19-22	41	24	10	12	1	9	26-34	60
SDSU	A	23-60	.383	9-31	.290	4-7	.571	12-19	31	19	11	17	3	8	29-30	59
at Iowa State	12/28	26-53	.491	2-7	.286	15-28	.536	11-26	37	9	16	12	4	8	32-37	69
at SDSU	H															
Providence	12/31															

# 2004-05 Game-By-Game Leaders Misc. Stats

Below is a look at the efficiency leader (the formula is efficiency = (PTS + REB + AST + STL + BLK) - ((FGA - FGM) + (FTA - FTM) + TO)), the hockey +/- leader (differential in score while player is on the court) (minimum 10 minutes played), the PRA leader (points+rebounds+assists) and playing time leader for individual games.

Date	Opponent	SDSU Result	Efficiency	Hockey +/-	PRA	Playing Time
Nov. 19	UC SANTA BARBARA	L-ot 72-80	Slaughter .....+31	Manker .....+10	Slaughter .....42	Slaughter .....41:44
Nov. 22	MONMOUTH	W 69-65	Slaughter .....+19	Thomas .....+17	Heath .....27	Slaughter .....35:23
Nov. 27	UC SAN DIEGO	W 86-51	Manker .....+29	Heath/Slaughter .+24	Manker .....31	Slaughter .....30:14
Dec. 1	SAN DIEGO	W 83-63	Manker .....+28	Manker .....+22	Heath .....34	Slaughter .....34:46
Dec. 4	at UC Santa Barbara	W 73-55	Heath .....+27	Sharper .....+33	Slaughter .....32	Sharper .....31:03
Dec. 7	at No. 16/21 Washington	L 69-98	Slaughter .....+19	Johnson .....-5	Slaughter .....29	Slaughter .....35:36
Dec. 11	CALIFORNIA	L 57-60	Slaughter .....+16	Davis .....+3	Slaughter .....28	Slaughter .....38:41
Dec. 14	SAINT MARY'S	L 64-73	Slaughter .....+15	Davis .....+1	Slaughter .....23	Heath .....37:24
Dec. 18	at Loyola Marymount	L 68-72	Slaughter .....+16	Slaughter .....+3	Slaughter .....32	Slaughter .....37:47
Dec. 21	CAL STATE FULLERTON	W 63-60	Smith .....+15	Johnson .....+9	Slaughter .....28	Slaughter .....38:32
Dec. 28	at Iowa State	L 59-69	Slaughter .....+19	Smith .....+10	Slaughter .....28	Heath .....39:22

**Individual Game Win Share Champion:** UC Santa Barbara - Chris Manker .2743; Monmouth - Matt Thomas .4729; UC San Diego - Marcus Slaughter .1797; San Diego - Chris Manker .2500; at UC Santa Barbara - Marcus Slaughter .2912; at Washington - Matt Thomas .0790; California - Trimaime Davis .1463; Saint Mary's - Brandon Heath .1014; at Loyola Marymount - Marcus Slaughter .2106; Cal State Fullerton - Tommy Johnson .4032; at Iowa State - Chris Walton and Tyler Smith .0700.

# 2004-05 Game-By-Game Biggest Leads/Time in Lead

Below is a look at the efficiency leader (the formula is efficiency = (PTS + REB + AST + STL + BLK) - ((FGA - FGM) + (FTA - FTM) + TO)), the hockey +/- leader (differential in score while player is on the court) (minimum 10 minutes played), the PRA leader (points+rebounds+assists) and playing time leader for individual games.

Date	Opponent	SDSU Result	SDSU Big Opp Big			Ties	SDSU in Opp in			Tied	Paint		Off TOs		2nd Ch.		Bench	
			Lead	Lead	Lead		LC	Lead	Lead		SD	Opp	SD	Opp	SD	Opp	SD	Opp
Nov. 19	UC SANTA BARBARA	L-ot 72-80	3	10	6	5	3:55	36:16	4:45	28	24	20	20	16	8	19	11	
Nov. 22	MONMOUTH	W 69-65	4	18	2	3	1:02	37:07	1:51	22	16	14	15	12	4	13	26	
Nov. 27	UC SAN DIEGO	W 86-51	35	2	5	11	33:53	1:33	4:34	50	14	30	4	16	0	24	20	
Dec. 1	SAN DIEGO	W 83-63	20	6	1	5	31:12	5:59	2:49	30	24	24	18	21	12	6	14	
Dec. 4	at UC Santa Barbara	W 73-55	36	1	2	0	37:12	1:47	1:01	24	14	21	10	2	9	9	24	
Dec. 7	at No. 16/21 Washington	L 69-98	none	33	0	0	0:00	39:37	0:23	38	42	23	38	12	20	18	33	
Dec. 11	CALIFORNIA	L 57-60	3	10	3	2	3:10	34:21	2:29	22	32	9	14	11	14	10	16	
Dec. 14	SAINT MARY'S	L 64-73	2	11	7	1	2:02	34:32	3:26	24	22	21	19	16	15	14	22	
Dec. 18	at Loyola Marymount	L 68-72	7	7	7	8	23:44	11:38	4:38	26	34	16	18	11	19	15	16	
Dec. 21	CAL STATE FULLERTON	W 63-60	15	2	1	1	39:24	0:19	0:17	32	14	11	16	8	7	27	2	
Dec. 28	at Iowa State	L 59-69	3	13	2	2	0:58	35:57	3:05	24	38	16	22	9	13	22	13	

## 2004-05 Efficiency Ratings

The National Basketball Association uses a formula to rank the most efficient players in the league. The formula is efficiency = (PTS + REB + AST + STL + BLK) - ((FGA - FGM) + (FTA - FTM) + TO). Below are San Diego State's efficiency Ratings for the 2003-04 season.

### SEASON EFFICIENCY POINTS

Marcus Slaughter	.211
Brandon Heath	.154
Chris Manker	.109
John Sharper	.068
Mohamed Camara	.065
Matt Thomas	.063
Trimaïne Davis	.040
Tyler Smith	.028
Tommy Johnson	.018
Travis Hanour	.005
Jared Ines	.004
Shawn Weinstein	-.002
Chris Walton	-.002

### SEASON EFFICIENCY POINTS PER GAME

Marcus Slaughter	.1918
Brandon Heath	.1400
Chris Manker	.0991
John Sharper	.0618
Mohamed Camara	.0591
Matt Thomas	.0573
Trimaïne Davis	.0364
Tyler Smith	.0280
Travis Hanour	.0167
Tommy Johnson	.0164
Jared Ines	.0080
Chris Walton	-.0100
Shawn Weinstein	-.0100

### SEASON EFFICIENCY POINTS PER MINUTE

Marcus Slaughter	.0534
Jared Ines	.0444
Brandon Heath	.0430
Chris Manker	.0427
Trimaïne Davis	.0320
Mohamed Camara	.0293
Matt Thomas	.0293
Travis Hanour	.0227
John Sharper	.0216
Tyler Smith	.0192
Tommy Johnson	.0168
Chris Walton	-.0038
Shawn Weinstein	-.0667

## 2004-05 Hockey +/- Ratings

Hockey +/- tracks the team score while the player is on the court (total point team scored while on the court-total points team allowed while on the court).

### HOCKEY +/- POINTS

Chris Manker	+24
Tyler Smith	+21
Trimaïne Davis	+16
Marcus Slaughter	+11
Shawn Weinstein	+10
Brandon Heath	+6
John Sharper	+6
Matt Thomas	+5
Travis Hanour	+3
Jared Ines	+2
Mohamed Camara	-9
Chris Walton	-12
Tommy Johnson	-18

### HOCKEY +/- POINTS PER GAME

Shawn Weinstein	+5.00
Chris Manker	+2.18
Tyler Smith	+1.91
Trimaïne Davis	+1.45
Marcus Slaughter	+1.00
Travis Hanour	+1.00
Brandon Heath	+0.55
John Sharper	+0.55
Jared Ines	+0.50
Matt Thomas	+0.45
Mohamed Camara	-0.82
Tommy Johnson	-1.50
Chris Walton	-6.00

### HOCKEY +/- POINTS PER MINUTE

Shawn Weinstein	+2.500
Jared Ines	+0.222
Tyler Smith	+0.144
Travis Hanour	+0.136
Trimaïne Davis	+0.128
Chris Manker	+0.094
Marcus Slaughter	+0.028
Matt Thomas	+0.023
John Sharper	+0.019
Brandon Heath	+0.017
Mohamed Camara	-0.041
Tommy Johnson	-0.168
Chris Walton	-0.231

## 2004-05 Win Share Ratings

Combines efficiency rating and hockey plus/minus rating into one value. Total number for all individual players added together equals the total number of team victories.

### WIN SHARES

Marcus Slaughter	+1.5012
Brandon Heath	+0.9902
Tyler Smith	+0.7086
Matt Thomas	+0.6827
Trimaïne Davis	+0.5692
Chris Manker	+0.4191
Tommy Johnson	+0.1681
Mohamed Camara	+0.0830
Travis Hanour	+0.0281
Shawn Weinstein	+0.0222
Jared Ines	+0.0066
John Sharper	-0.0167
Chris Walton	-0.1623

# 2004-05 Points/Rebounds/Assists

	0	1	3	5	10	11	15	20	21	31	33	42	50
Opponent	Tommy Johnson	Brandon Heath	Chris Walton	Travis Hanour	Shawn Weinstein	Tyler Smith	John Sharper	Trimaine Davis	Matt Thomas	Jared Ines	Chris Manker	Marcus Slaughter	Mohamed Camara
UC SANTA BARBARA	0/1/2	17/4/3*	0/1/1*	INJ	CD	0/0/0	8/3/2*	0/1/0	2/1/1	0/0/0	17/8/2	28/13/1*	0/5/0*
MONMOUTH	2/1/0	16/9/2*	INJ	INJ	CD	1/2/1	6/0/1*	2/3/0	8/5/6	CD	9/2/1*	18/7/0*	7/8/0*
UC SAN DIEGO	0/0/0	5/1/9*	INJ	INJ	0/0/0	3/2/4	9/1/2*	8/2/0	7/4/2	6/0/0	23/5/3*	20/4/3*	5/4/0*
SAN DIEGO	0/1/0	26/3/5*	INJ	INJ	0/0/0	0/2/2	13/1/1*	2/2/0	4/5/1	0/0/0	22/6/2*	12/12/3*	4/5/1*
at UC Santa Barbara	0/0/0	20/2/7*	INJ	0/0/1	DNT	3/0/0	15/1/1*	4/3/1	2/2/3	0/0/0	5/3/1*	24/7/1*	0/3/1*
at No. 16/21 Washington	2/1/1	18/4/1*	INJ	INJ	DNT	0/1/1	2/0/2*	0/1/0	14/3/3	2/0/0	8/1/1*	21/7/1*	2/7/0*
CALIFORNIA	0/0/0	14/3/2*	INJ	0/3/1	CD	CD	7/3/1*	4/1/0	6/2/1	CD	2/1/3*	18/9/1*	6/7/0*
SAINT MARY'S	0/0/1	20/1/1*	INJ	3/0/0	CD	0/0/1	3/2/2*	5/3/0	10/7/0*	CD	6/2/1	15/8/0*	2/1/1*
at Loyola Marymount	0/1/0	12/6/4*	INJ	CD	DNT	4/3/0	3/3/1*	10/2/0*	7/4/2*	CD	10/3/0	21/9/2*	1/1/0
CAL STATE FULLERTON	7/6/3*	17/4/6	INJ	CD	CD	8/8/4*	5/0/1	2/0/0*	4/0/0*	CD	2/4/1	15/13/0*	3/5/0
at Iowa State	2/1/0*	20/3/2*	6/4/0	CD		0/1/1*	8/3/3	0/0/0*	2/0/0	CD	6/0/2	15/12/1*	0/1/2
PROVIDENCE													
SOUTH DAKOTA ST.													
*at Brigham Young													
*at UNLV													
*WYOMING													
*COLORADO ST.													
*at Air Force													
*at New Mexico													
*UTAH													
*BRIGHAM YOUNG													
*UNLV													
*at Colorado St.													
*at Wyoming													
*NEW MEXICO													
*AIR FORCE													
*at Utah													

\* – Indicates starter. CD – Did Not Play-Coach's Decision. DNT - Did Not Travel. INJ – Did Not Play-Injured. \* – Indicates Mountain West Conference Game. ` - 2005 Mountain West Conference Basketball Championship.

# 2004-05 Superlatives

## Individual

Category	San Diego State	Opponent
<b>Points Scored</b>	28 by Marcus Slaughter vs. UCSB (11-19-04)	30 by Matthew Knight at Loyola Marymount (12-18-04)
<b>Field Goals</b>	9 by Brandon Heath at Iowa State (12-28-04) 9 by Chris Manker vs. UCSD (11-27-04)	13 by Matthew Knight at Loyola Marymount (12-18-04)
<b>Field Goals Attempted</b>	22 by Brandon Heath vs. UCSB (11-19-04)	21 by Matthew Knight at Loyola Marymount (12-18-04)
<b>Highest FG Percentage (min. 5 made)</b>	80.0 (8-10) by Brandon Heath at UCSB (12-4-04)	72.7 (8-11) by E.J. Rowland vs. Saint Mary's (12-14-04)
<b>Highest FG Percentage (min. 10 made)</b>	NA	61.9 (13-21) by Matthew Knight at LMU (12-18-04)
<b>3-Point Field Goals Made</b>	4 by Brandon Heath at UCSB (12-4-04)	7 by Bobby Brown vs. Cal State Fullerton (12-21-04)
<b>3-Point Field Goals Attempted</b>	10 by Brandon Heath vs. UCSB (11-19-04)	11 by Bobby Brown vs. Cal State Fullerton (12-21-04)
<b>3-Point Field Goal Percentage (min. 4 made)</b>	66.7 (4-6) by Brandon Heath at UCSB (12-4-04)	80.0 (4-5) by Josh Davis vs. UC Santa Barbara (11-19-04)
<b>3-Point Field Goal Percentage (min. 7 made)</b>	NA	63.6 (7-11) by Bobby Brown vs. Cal State Fullerton (12-21-04)
<b>Free Throws</b>	12 by Marcus Slaughter vs. UCSB (11-19-04)	9 by Frederic Adjwanou vs. Saint Mary's (12-14-04)
<b>Free Throws Attempted</b>	14 by Marcus Slaughter at Loyola Marymount (12-18-04) 14 by Marcus Slaughter vs. Saint Mary's (12-14-04) 14 by Marcus Slaughter vs. Monmouth (11-22-04) 14 by Marcus Slaughter vs. UCSB (11-19-04)	10 by Curtis Stinson at Iowa State (12-28-04) 10 by Frederic Adjwanou vs. Saint Mary's (12-14-04)
<b>Free Throw Percentage (min. 5 made)</b>	1.000 (8-8) by Brandon Heath vs. Monmouth (11-22-04) 1.000 (5-5) by Marcus Slaughter at UCSB (12-4-04) 1.000 (5-5) by Chris Manker vs. UCSD (11-27-04)	90.0 (9-10) by Frederic Adjwanou vs. Saint Mary's (12-14-04)
<b>Free Throw Percentage (min. 10 made)</b>	85.7 (12-14) by Marcus Slaughter vs. UCSB (11-19-04)	NA
<b>Offensive Rebounds</b>	8 by Marcus Slaughter vs. UCSB (11-19-04)	6 by Matthew Knight at Loyola Marymount (12-18-04) 6 by Bobby Jones at Washington (12-7-04)
<b>Defensive Rebounds</b>	10 by Marcus Slaughter vs. Cal State Fullerton (12-21-04)	9 by Jonatahan Sanders vs. Saint Mary's (12-14-04)
<b>Total Rebounds</b>	13 by Marcus Slaughter vs. Cal State Fullerton (12-21-04) 13 by Marcus Slaughter vs. UCSB (11-19-04)	10 by Yaphett King vs. Cal State Fullerton (12-21-04) 10 by Jonatahan Sanders vs. Saint Mary's (12-14-04)
<b>Assists</b>	9 by Brandon Heath vs. UCSD (11-27-04)	8 by Will Conroy at Washington (12-7-04)
<b>Blocked Shots</b>	3 by Chris Manker vs. San Diego (12-1-04) 3 by Marcus Slaughter vs. UCSD (11-27-04)	3 by Jared Homan at Iowa State (12-28-04)
<b>Steals</b>	5 by Brandon Heath vs. UCSD (11-27-04)	6 by Bobby Brown vs. Cal State Fullerton (12-21-04)
<b>Minutes Played</b>	42 by Marcus Slaughter vs. UCSB (11-19-04)	41 by Chrismen Oliver vs. UC Santa Barbara (11-19-04)
<b>Minutes Played (Regulation)</b>	40 by Marcus Slaughter at Loyola Marymount (12-18-04)	39 by Jared Homan at Iowa State (12-28-04)

## Team

SDSU High	SDSU Low	Category	Opponent High	Opponent Low
86 vs. UCSD (11-27-04)	57 vs. California (12-11-04)	<b>Points Scored</b>	98 at Washington (12-7-04)	51 vs. UCSD (11-27-04)
32 vs. UCSD (11-27-04)	18 vs. Saint Mary's (12-14-04)	<b>Field Goals</b>	38 at Washington (12-7-04)	16 vs. UCSD (11-27-04)
67 vs. UCSB (11-19-04)	45 at UCSB (12-4-04)	<b>Field Goals Attempted</b>	75 at Washington (12-7-04)	37 vs. UCSD (11-27-04)
60.4 vs. UCSD (11-27-04)	35.0 vs. California (12-11-04)	<b>FG Percentage</b>	50.7 at Washington (12-7-04)	29.0 vs. CSUF (12-21-04)
12 at UCSB (12-4-04)	3 vs. Saint Mary's (12-14-04)	<b>3-Point Field Goals Made</b>	10 vs. Monmouth vs. CSUF	2 vs. California/at Iowa State
31 at Iowa State (12-28-04)	13 at Washington (12-7-04)	<b>3-Point Field Goals Attempted</b>	29 vs. CSUF (12-21-04)	7 at Iowa State (12-28-04)
60.0 at UCSB (12-4-04)	21.1 vs. California (12-11-04)	<b>3-Point Field Goal Percentage</b>	52.9 vs. UCSD (11-27-04)	15.4 vs. California (12-11-04)
26 at Loyola Marymount (12-18-04)	4 at Iowa State (12-28-04)	<b>Free Throws Made</b>	21 vs. Saint Mary's (12-14-04)	3 vs. San Diego (12-1-04)
38 at Loyola Marymount (12-18-04)	7 at Iowa State (12-28-04)	<b>Free Throws Attempted</b>	28 at Iowa State (12-28-04)	5 vs. San Diego (12-1-04)
84.6 vs. California (12-11-04)	47.8 vs. CSUF (12-21-04)	<b>Free Throw Percentage</b>	90.9 vs. CSUF (12-21-04)	53.6 at Iowa State (12-28-04)
18 vs. UCSB (11-19-04)	4 at UCSB (12-4-04)	<b>Offensive Rebounds</b>	24 at Washington (12-7-04)	4 vs. Monmouth (11-22-04)
30 vs. CSUF (12-21-04)	12 vs. Saint Mary's (12-14-04)	<b>Defensive Rebounds</b>	26 at LMU/at Iowa State	12 vs. UCSD (11-27-04)
45 vs. CSUF (12-21-04)	24 vs. UCSD (11-27-04)	<b>Total Rebounds</b>	45 at Washington/at LMU	20 vs. Monmouth (11-22-04)
24 vs. Saint Mary's (12-14-04)	11 vs. UCSD/San Diego	<b>Fouls</b>	24 at LMU vs. CSUF	9 at Iowa State (12-28-04)
2 vs. Saint Mary's (12-14-04)	0 - several times	<b>Fouled Out</b>	1 - several times	0 - several times
23 vs. UCSD (11-27-04)	7 vs. Saint Mary's (12-14-04)	<b>Assists</b>	23 at Washington (12-7-04)	10 vs. CSUF (12-21-04)
26 at Washington (12-7-04)	9 vs. UCSD (11-27-04)	<b>Turnovers</b>	27 vs. UCSD (11-27-04)	10 vs. Monmouth (11-22-04)
6 vs. San Diego/at Washington	0 vs. Saint Mary's (12-14-04)	<b>Blocked Shots</b>	6 at Washington (12-7-04)	1 vs. UCSD/San Diego/CSUF
15 vs. UCSD (11-27-04)	6 at Loyola Marymount vs. CSUF	<b>Steals</b>	13 vs. UCSB (11-19-04)	3 at UCSB vs. California
51 vs. UCSD, 2nd (11-27-04)	26 vs. UCSB, 1st/at LMU, 1st	<b>Points/Half</b>	56 at Washington (12-7-04)	22 vs. UCSD, 2nd (11-27-04)
65.4 vs. UCSD, 2nd (11-27-04)	25.9 at LMU, 1st (12-18-04)	<b>FG Percentage/Half</b>	58.3 vs. UCSB, 2nd (11-19-04)	28.6 vs. CSUF, 1st (12-21-04)
4 vs. UCSD (12-1-04)/at LMU (12-18-04)	2 - five times	<b>Double-Figure Scorers</b>	4 vs. UCSB/at Washington	1 at UCSB (12-4-04)

# Season and Career Highs

## ► 0 • TOMMY JOHNSON

	Season	Career
Points	7 vs. CSUF, 12-21-04	18 vs. Troy St., 11-30-03
Rebounds	6 vs. CSUF, 12-21-04	7 vs. IPFW, 12-30-02
Assists	3 vs. CSUF, 12-21-04	5 at Cal Poly, 11-30-02
Steals	2 at Washington, 12-7-04	4 vs. Troy St., 11-30-03
Blocked Shots	1 - two times	2 - two times
Minutes	24 vs. CSUF, 12-21-04	33 vs. Troy St., 11-30-03

## ► 1 • BRANDON HEATH

	Season	Career
Points	26 vs. San Diego, 12-1-04	30 at Texas Tech, 12-13-03
Rebounds	9 vs. Monmouth, 11-22-04	<b>9 vs. Monmouth, 11-22-04</b>
Assists	9 vs. UCSD, 11-27-04	<b>9 vs. UCSD, 11-27-04</b>
Steals	5 vs. UCSD, 11-27-04	<b>5 vs. UCSD, 11-27-04</b>
Blocked Shots	1 - two times	<b>1 - two times</b>
Minutes	41 vs. UCSB, 11-19-04	43 at Colorado St., 1-24-04

## ► 3 • CHRIS WALTON

	Season	Career
Points	6 at Iowa State, 12-28-04	17 at BYU, 2-9-04
Rebounds	4 at Iowa State, 12-28-04	10 - two times
Assists	1 vs. UCSB, 11-19-04	6 vs. Portland, 12-31-03
Steals	1 at Iowa State, 12-28-04	3 - six times
Blocked Shots	0	4 vs. UNM, 2-28-02
Minutes	29 vs. UCSB, 11-19-04	40 at CSU, 1-24-04

## ► 5 • TRAVIS HANOUR

	Season	Career
Points	3 vs. Saint Mary's, 12-14-04	11 - two times
Rebounds	3 vs. California, 12-11-04	7 vs. Utah, 1-18-03
Assists	1 - two times	3 vs. Wash. St., 2-10-01
Steals	2 vs. California, 12-11-04	2 - two times
Blocked Shots	1 vs. California, 12-11-04	2 vs. Chaminade, 11-20-00
Minutes	15 vs. California, 12-11-04	35 vs. Utah, 1-18-03

## ► 10 • SHAWN WEINSTEIN

	Season
Points	0
Rebounds	0
Assists	0
Steals	0
Blocked Shots	0
Minutes	3 vs. UCSD, 11-27-04

## ► 11 • TYLER SMITH

	Season
Points	8 vs. CSUF, 12-21-04
Rebounds	8 vs. CSUF, 12-21-04
Assists	4 - two times
Steals	1 - four times
Blocked Shots	0
Minutes	38 vs. CSUF, 12-21-04

## ► 15 • JOHN SHARPER

	Season	Career
Points	15 at UCSB, 12-4-04	<b>15 at UCSB, 12-4-04</b>
Rebounds	3 - four times	5 vs. UCSD, 12-2-02
Assists	3 at Iowa State, 12-28-04	4 at Arizona, 12-22-03
Steals	3 - three times	3 - four times
Blocked Shots	0	none
Minutes	40 vs. UCSB, 11-19-04	<b>40 vs. UCSB, 11-19-04</b>

## ► 20 • TRIMAINE DAVIS

	Season	Career
Points	10 at LMU, 12-18-04	<b>10 at LMU, 12-18-04</b>
Rebounds	3 - three times	4 - three times
Assists	1 at UCSB, 12-4-04	1 - four times
Steals	1 - two times	1 - eight times
Blocked Shots	1 at UCSB, 12-4-04	2 at CSU, 3-3-03
Minutes	19 at UCSB, 12-4-04	19 - two times

## ► 21 • MATT THOMAS

	Season
Points	14 at Washington, 12-7-04
Rebounds	7 vs. Saint Mary's, 12-14-04
Assists	6 vs. Monmouth, 11-22-04
Steals	3 - two times
Blocked Shots	0
Minutes	32 vs. Saint Mary's, 12-14-04

## ► 33 • CHRIS MANKER

	Season	Career
Points	23 vs. UCSD, 11-27-04	<b>23 vs. UCSD, 11-27-04</b>
Rebounds	8 vs. UCSB, 11-19-04	9 vs. UCSD, 12-6-03
Assists	3 - two times	<b>3 - two times</b>
Steals	3 vs. UCSB, 11-19-04	<b>3 vs. UCSB, 11-19-04</b>
Blocked Shots	3 vs. San Diego, 12-1-04	<b>3 vs. San Diego, 12-1-04</b>
Minutes	35 vs. UCSB, 11-19-04	<b>35 vs. UCSB, 11-19-04</b>

## ► 42 • MARCUS SLAUGHTER

	Season	Career
Points	28 vs. UCSB, 11-19-04	<b>28 vs. UCSB, 11-19-04</b>
Rebounds	13 - two times	15 at UNLV, 2-17-04
Assists	3 - two times	4 at Saint Mary's, 1-6-04
Steals	4 vs. UCSB, 11-19-04	5 at UNM, 2-28-04
Blocked Shots	3 vs. UCSD, 11-27-04	<b>3 vs. UCSD, 11-27-04</b>
Minutes	41 vs. UCSB, 11-19-04	<b>41 vs. UCSB, 11-19-04</b>

## ► 50 • MOHAMED CAMARA

	Season
Points	7 vs. Monmouth, 11-22-04
Rebounds	8 vs. Monmouth, 11-22-04
Assists	2 at Iowa State, 12-28-04
Steals	3 at Washington, 12-7-04
Blocked Shots	2 - two times
Minutes	31 - two times

# 2004-05 Miscellaneous Statistics

## San Diego State's Record When...

Category	This Season	Fisher Era	SDSU Streak
Home	4-3	55-31	Won 1
Away	1-3	16-50	Lost 3
Neutral	0-0	4-4	Lost 2
Scoring First	0-3		Lost 9
Opponent Scores First	5-3		Lost 1
Leading at Half	4-1	55-14	Won 1
Trailing at Half	1-5	17-71	Lost 4
Tied at Half	0-0	3-0	
Leading with 5:00 Left	4-0		Won 4
Trailing with 5:00 Left	1-6		Lost 5
Tied with 5:00 Left	0-0		Won 1
In Overtime	0-1	1-9	Lost 3
SDSU Outrebounds Opp.	4-1	52-31	Won 4
SDSU is Outrebounded	1-5	23-52	Lost 5
Opp. Commits More TOs	1-2	46-21	Lost 2
SDSU Commits More TOs	4-3	25-57	Lost 1
SDSU More FT Attempts	4-4	50-27	Won 1
Opp. More FT Attempts	1-2	23-58	Lost 2
SDSU Shoots Better than Opp.	5-0	59-19	Won 5
Opp. Shoots Better than SDSU	0-6	14-65	Lost 9
SDSU Shoots 50% or Better	3-0	28-10	Won 5
SDSU Shoots 40-50%	2-1	38-36	Won 1
SDSU Shoots 40% or Less	0-5	9-39	Lost 6
Opp. Shoots 50% or Better	0-2	8-23	Lost 4
Opp. Shoots 40-50%	3-4	34-55	Lost 4
Opp. Shoots 40% or Less	2-0	34-6	Won 3
SDSU Bench Outscores Opp.	2-2	40-31	Lost 1
Opp. Bench Outscores SDSU	3-4	33-50	Lost 4
SDSU Scores Less Than 60	0-2	2-26	Lost 6
SDSU Scores Between 60-69	2-3	19-34	Won 1
SDSU Scores Between 70-79	1-1	29-16	Won 1
SDSU Scores Between 80-89	2-0	18-9	Won 2
SDSU Scores Between 90-99	0-0	7-0	Won 7
SDSU Scores 100+	0-0	0-0	Won 23
Opp. Scores Less Than 60	2-0	26-4	Won 2
Opp. Scores Between 60-69	3-2	31-14	Lost 1
Opp. Scores Between 70-79	0-2	18-34	Lost 5
Opp. Scores Between 80-89	0-1	0-20	Lost 29
Opp. Scores Between 90-99	0-1	0-11	Lost 21
Opp. Scores 100+	0-0	0-2	Lost 8
Wearing Black	1-2		Lost 2
Wearing Red	3-1		Won 1
Wearing White	1-3		Lost 2
On Monday	1-0		Won 1
On Tuesday	1-3		Lost 1
On Wednesday	1-0		Won 4
On Thursday	0-0		Lost 1
On Friday	0-1		Lost 1
On Saturday	2-2		Lost 2
On Sunday	0-0		Lost 1
In November	2-1		Won 2
In December	3-5		Lost 1
In January	0-0		Lost 3
In February	0-0		Lost 1
In March	0-0		Lost 3

## STARTING LINEUPS

SF	PF	C	SG	PG	W-L
Slaughter	Walton	Camara	Sharper	Heath	0-1
Slaughter	Manker	Camara	Sharper	Heath	4-2
Sharper	Slaughter	Camara	Heath	Thomas	0-1
Sharper	Slaughter	Davis	Heath	Thomas	0-1
Smith	Slaughter	Davis	Johnson	Thomas	1-0
Smith	Slaughter	Davis	Johnson	Heath	0-1

## LEADS AND DEFICITS

SDSU Biggest Halftime Lead	14 at UC Santa Barbara (12-4-04)
SDSU Biggest Halftime Lead Lost	2 at Loyola Marymount (12-18-04)
SDSU Biggest Halftime Lead Lost in a Loss	2 at Loyola Marymount (12-18-04)
SDSU Biggest Halftime Deficit	22 at Washington (12-7-04)
SDSU Biggest Halftime Deficit Overcome	5 vs. UC Santa Barbara (11-19-04)
SDSU Biggest Halftime Deficit Overcome for Victory	3 vs. Monmouth (11-22-04)
SDSU Biggest Lead	36 at UC Santa Barbara (12-4-04)
SDSU Biggest Lead Lost	7 at Loyola Marymount (12-18-04)
SDSU Biggest Lead Lost in a Loss	7 at Loyola Marymount (12-18-04)
SDSU Biggest Deficit	33 at Washington (12-7-04)
SDSU Biggest Deficit Overcome	18 vs. Monmouth (11-22-04)
SDSU Biggest Deficit Overcome for Victory	18 vs. Monmouth (11-22-04)

## TEAM LEADER IN SCORING

	SEASON	CAREER
Marcus Slaughter	6	7
Brandon Heath	4	13
Chris Manker	1	1

## TEAM LEADER IN REBOUNDING

	SEASON	CAREER
Marcus Slaughter	9	19
Mohamed Camara	1	1
Brandon Heath	1	1
Chris Manker	1	1

## TEAM LEADER IN ASSISTS

	SEASON	CAREER
Brandon Heath	6	8
John Sharper	2	2
Matt Thomas	2	2
Chris Manker	1	1

## DOUBLE FIGURE SCORING GAMES

	SEASON	CAREER
Marcus Slaughter	11	20
Brandon Heath	10	31
Chris Manker	4	6
John Sharper	2	2
Matt Thomas	2	2
Trimaime Davis	1	1

## 20-PLUS SCORING GAMES

	SEASON	CAREER
Marcus Slaughter	5	5
Brandon Heath	4	13
Chris Manker	2	2

## DOUBLE FIGURE REBOUNDING GAMES

	SEASON	CAREER
Marcus Slaughter	4	8

## DOUBLE FIGURE ASSIST GAMES

	SEASON	CAREER
none		

## DOUBLE-DOUBLES

	SEASON	CAREER
Marcus Slaughter	4	6

## MISSED GAMES DUE TO INJURY

	SEASON
Chris Walton	9
Travis Hanour	5
TOTAL	14

## TOP SCORING PERFORMANCES

28, Marcus Slaughter vs. UCSB (11-19-04)
26, Brandon Heath vs. San Diego (12-1-04)
24, Marcus Slaughter at UCSB (12-4-04)
23, Chris Manker vs. UC San Diego (11-27-04)
22, Chris Manker vs. San Diego (12-1-04)
21, Marcus Slaughter at LMU (12-18-04)
21, Marcus Slaughter at Washington (12-7-04)
20, Brannndon Heath at Iowa State (12-28-04)
20, Brandon Heath vs. Saint Mary's (12-14-04)
20, Brandon Heath at UCSB (12-4-04)
20, Marcus Slaughter vs. UC San Diego (11-27-04)

## TOP REBOUNDING PERFORMANCES

13, Marcus Slaughter vs. CSUF (12-21-04)
13, Marcus Slaughter vs. UCSB (11-19-04)
12, Marcus Slaughter at Iowa State (12-28-04)
12, Marcus Slaughter vs. San Diego (12-1-04)
9, Marcus Slaughter at LMU (12-18-04)
9, Marcus Slaughter vs. California (11-11-04)
9, Brandon Heath vs. Monmouth (11-22-04)

## TOP ASSISTS PERFORMANCES

9, Brandon Heath vs. UC San Diego (11-29-04)
7, Brandon Heath at UCSB (12-4-04)
6, Brandon Heath vs. CSUF (12-21-04)
6, Matt Thomas vs. Monmouth (11-22-04)
5, Brandon Heath vs. San Diego (12-1-04)
4, Brandon Heath at LMU (12-18-04)
4, Tyler Smith vs. UC San Diego (11-27-04)

## TOP 3-POINT FG PERFORMANCES

4, Brandon Heath at UCSB (12-4-04)
3, John Sharper at UCSB (12-4-04)
3, Marcus Slaughter at UCSB (12-4-04)
3, Brandon Heath vs. San Diego (12-1-04)
3, Chris Manker vs. San Diego (12-1-04)
3, John Sharper vs. San Diego (12-1-04)
3, John Sharper vs. UC San Diego (11-27-04)
3, Brandon Heath vs. UCSB (11-19-04)

## TOP EFFICIENCY POINT PERFORMANCES

31, Marcus Slaughter vs. UCSB (11-19-04)
29, Chris Manker vs. UC San Diego (11-27-04)
28, Chris Manker vs. San Diego (12-1-04)
27, Brandon Heath at UCSB (12-4-04)
26, Marcus Slaughter vs. UC San Diego (11-27-04)
24, Marcus Slaughter at UCSB (12-4-04)
23, Brandon Heath vs. San Diego (12-1-04)
20, Chris Manker vs. UCSB (11-19-04)