


BE A REBEL.



2019 UNLV FOOTBALL WEEKLY GAME NOTES

MARK WALLINGTON • O: (702) 895-4472 • C: (702) 528-6291 • EMAIL: mark.wallington@unlv.edu • @UNLVFBSID

ANDY GROSSMAN • O: (702) 895-3995 • C: (702) 630-3949 • EMAIL: andy.grossman@unlv.edu • @UNLVSID

2019 REBEL QUICK FACTS

ALL-TIME RECORD: 252-336-4 (52nd year)
 MW RECORD: 44-110 (21st year)
 RECORD IN STADIUM: 154-133-3 (49th year)
 HEAD COACH: Tony Sanchez (NMSU '98)
 SANCHEZ UNLV REC: 18-37 (5th year)
 SANCHEZ OVERALL: 18-37 (5th year)

#SBSFAREWELL THIS WEEK



GIVEAWAY:

First 1,500 fans receive 2000s-inspired T-shirt, courtesy of Comprehensive Cancer Centers

2000s HONORED ALUM:
 LB Beau Bell

GAME 8

UNLV REBELS (2-5/0-3 Mountain West)



Vs.

San Diego State (6-1/3-1 Mountain West)



DATE: Saturday, Oct. 26, 2019

KICKOFF: 7:32 pm PT

SITE: Sam Boyd Stadium (35,500/SPRINTURF), Las Vegas

TV: CBS Sports Network (Carter Blackburn, Aaron Taylor & Jenny Dell)

RADIO: ESPN 1100 AM & 100.9 FM (Russ Langer, Caleb Herring & Steve Cofield)

ONLINE: Live Stats at www.unlvrebels.com

SATURDAY'S PREVIEW...

UNLV (2-5/0-3) plays at home for only the second time in the last 49 days when it hosts first-place **San Diego State (6-1/3-1)** Saturday night ... The Rebels' final night game of the season, Saturday will also mark the final of three UNLV games appearing on CBS Sports Network in the month of October ... Last Saturday UNLV dropped a 56-27 decision at Fresno State while SDSU won its third straight outing, 27-17, at San Jose State ... UNLV junior quarterback **Armani Rogers** has not played in the last 18 quarters after getting knocked out of the game at Wyoming. That was the same game he became his school's career leader and moved into 10th place on the Mountain West all-time list for rushing yards by a quarterback with 1,549 ... Redshirt freshman signal-caller and local product **Kenyon Oblad** has spelled Rogers ever since and now, after earning his first career victory at Vanderbilt, leads the team with 996 passing yards and eight touchdowns ... Running back **Charles Williams** comes into Saturday ranked second in the MW and 28th in the nation with 97.1 yards per game, including a career-high 168 vs. Arkansas State in Week Two. The "Chuck Wagon" also leads all running backs in the conference with eight rushing touchdowns and three 100-yard games on the ground ... Linebacker **Javin White** has both of UNLV's interceptions this season and his eight career picks ties him for sixth in the nation among active FBS players. White's also tied for seventh nationally with seven career forced fumbles.

REBELS vs. AZTECS NOTES...

UNLV has played SDSU more than any other original MW team (28 times) and the Aztecs lead the series 18-10 ... The Rebels won last year's meeting to snap a four-game losing skid against SDSU ... Aztec head coach **Rocky Long** is 22-5 against the Rebels in his career after previously coaching more than a decade at New Mexico ... SDSU's associate head coach/OC **Jeff Horton** twice worked at UNLV, serving as an assistant in 1990-91 and then as head coach from 1994-98 ... Aztec receivers coach **Hunkie Cooper** played at UNLV at multiple positions from 1990-91 and later served as the program's radio analyst. He held the UNLV record for most rushing yards in a game by a quarterback with 165 vs. Oregon State in 1991 until **Armani Rogers** broke that mark with 193 at New Mexico in 2017 ... Second-year UNLV CB coach **Steve Irvin** played at and graduated from UNLV but later served as a GA coach at SDSU in 2002-03 and then an assistant director of operations for the Aztecs in 2004-05. He returned to Las Vegas after coaching at USD from 2011-17.

DATE	OPPONENT	TIME	TV	SERIES	ATTEND	THE NOTE TO KNOW
Aug. 31	SOUTHERN UTAH	W, 56-23	UNLVRebels.com	UNLV 3-1	17,421	Rebels tie school record with 7 rushing touchdowns
Sept. 7	ARKANSAS STATE	L, 43-17	Facebook	ASU 2-1	18,742	Charles Williams rushes for career-high 168 yards
Sept. 14	at Northwestern	L, 30-14	Big Ten Network	NW 3-0	37,714	Wildcats score final 20 points, Williams hits 100 again
Sept. 28	at Wyoming*	L, 53-17	ESPNU	WYO 13-11	23,029	Both Williams, Rogers knocked out of game during 1st half
Oct. 5	#16/15 BOISE STATE*	L, 38-13	CBS SN	BSU 8-3	24,681	Last UNLV win over Broncos came in 1976
Oct. 12	at Vanderbilt	W, 34-10	SEC Network	UNLV 1-0	20,048	Rebels hold a road opponent to fewest points since 2003
Oct. 18	at Fresno State*	L, 56-27	CBS SN	FS 15-7	26,256	UNLV loses turnover battle 5-0
Oct. 26	SAN DIEGO STATE*	7:30 pm PT	CBS SN	SDSU 18-10		Rebs won in San Diego last fall for first time since 2000
Nov. 2	at Colorado State*	12:30 PT	AT&T SportsNet	CSU 16-6-1		UNLV visits Canvas Stadium for first time
Nov. 16	HAWAII* (HC)	1 pm PT	Spectrum	UH 16-12		Rebels have won five straight home meetings
Nov. 23	SAN JOSE STATE*	1 pm PT	AT&T SportsNet	SJSU 16-6-1		UNLV plays its 299th and final game at Sam Boyd
Nov. 30	at UNR*	12 pm PT	AT&T SportsNet	UNR 26-18		Rebels have won two of last three visits to Reno

2019 UNLV FOOTBALL

2019 REBEL RUNDOWN

Record:	2-5
Home:	1-2
Away:	1-3
Day Games (Start before 5 pm):	1-1
Night Games (Start after 5 pm):	1-4
TV Games:	1-5
on Big Ten Network	0-1
on SEC Network	1-0
on CBS Sports Network	0-2
on ESPNU	0-1
on AT&T SportsNet	0-0
on Spectrum PPV	0-0
on Facebook	0-1
When Scoring First:	1-2
When Opponent Scores First:	1-3
When Leading at Halftime:	2-0
When Trailing at Halftime:	0-4
When Tied at Halftime:	0-0
When Leading After 3rd Quarter:	2-0
When Trailing After 3rd Quarter:	0-4
In Overtime Games:	0-0
When Scoring <20 Points:	0-4
When Scoring 20-29 Points:	0-1
When Scoring 30+ Points:	2-0
When Allowing <20 Points:	1-0
When Allowing 20-29 Points:	1-0
When Allowing 30+ Points:	0-5
When Rushing <100 Yards:	0-2
When Rushing 100-199 Yards:	0-2
When Rushing 200+ Yards:	2-1
When Passing <200 Yards:	1-2
When Passing 200-299 Yards:	1-3
When Passing 300+ Yards:	0-0
When <300 Yards Total Offense:	0-0
When 300+ Yards Total Offense:	2-5
When Allowing <100 Yds Rush:	1-0
When Allowing 100-199 Yds Rush:	1-1
When Allowing 200+ Yds Rush:	0-4
When Allowing <200 Yds Pass:	1-2
When Allowing 200-299 Yds Pass:	1-2
When Allowing 300+ Yds Pass:	0-1
When Allowing 400+ Yds Tot Off:	0-5
When Having 100-Yard Rusher:	2-2
When Allowing 100-Yard Rusher:	1-3
When Making No Turnovers:	0-0
When Making 1-2 Turnovers:	2-2
When Making 3+ Turnovers:	0-3
When No Takeaways:	0-3
When 1-2 Takeaways:	2-2
When 3+ Takeaways:	0-0
When More Time of Poss:	2-3
When Playing on Artificial Turf:	2-4
When Playing on Natural Grass:	0-1
When Game Decided by TD or Less:	0-0
When Game Decided by FG or Less:	0-0

#SBSFAREWELL

UNLV COLOR COMBO CONVO 2019

WK	OPPONENT	HELMET	JERSEY	PANT
1	SOUTHERN UTAH	Silver	Red	White
2	ARKANSAS STATE	Red	Black	Red
3	at Northwestern	Red	White	Red
4	at Wyoming	Black	White	Black
5	BOISE STATE	Black	Black	Black
6	at Vanderbilt	Silver	White	White
7	at Fresno State	Red	White	Black
8	SAN DIEGO STATE			
9	at Colorado State			
10	HAWAII			
11	SAN JOSE STATE			
12	at UNR			

REBELATIONS...

UNLV lost the turnover battle 5-0 last week at Fresno State (3 INT, 2 F) to mark the first time under **Tony Sanchez** that the Rebels turned the ball over as many as five times in a game and the first time overall since 2011 vs. Southern Utah. It was the first time UNLV finished as bad as minus-five in turnovers since matching that number during a loss at Utah (6-1) in 2006 ... Sophomore **Noah Bean** became the first Rebel of the season to earn 100 yards receiving in a game on Saturday and only needed the first half to do it. His 105 yards on two grabs also made him the first UNLV tight end to reach the century mark since **Greg Estandia** piled up 120 yards on 10 grabs vs. Utah in 2005 ... UNLV punter **Hayes Hicken**, who sits 35th in the nation with an average of 43.4 yards per attempt (with the 15th-most attempts on the FBS level) certainly had an up and down night vs. Ark State in Game Two. The senior had a career-short 17-yard punt in the first half and a career-long 71-yarder in the second. The former Utah transfer currently ranks third in school history

for career punting average at 43.7 behind only former All-Americans **Randall Cunningham** (45.6 from 1982-84) and **Brian Parvin** (44.3 from 1991-92) ... Sophomore RB **Chad Magyar** made his season debut vs. Boise State after missing the first four games because of personal reasons. Seeing the football for the first time as a collegian he quickly produced, catching two passes for 13 yards and rushing 10 times for a net of 43 yards. Magyar followed that up with a breakout game at Vandy, rolling up 116 yards and his first touchdown on 22 carries. He then added 44 yards on 10 carries at Fresno State ... Calling the plays for the Rebs this season is second-year assistant **Garin Justice**, who took over as offensive coordinator after veteran OC **Barney Cotton** announced in July that he was leaving the program to await a heart transplant ... UNLV has not returned a punt for a touchdown in 18 years -- believed to be the longest drought in the nation. The last Rebel to do it was **Troy Mason**, who went 52 yards vs. San Diego State on Oct. 13, 2001, at Sam Boyd Stadium. Hoping to change that stat is the team's new return man, **Jacob Gasser**, a receiver who signed with the Rebels in February out of Cerritos College ... **Randal Grimes**, who transferred to UNLV from USC during the off-season and earned a waiver from the NCAA for immediate eligibility, leads his new team with 26 receptions for 356 yards and four touchdowns through the air ... Preseason First Team All-MW selection **Justin Polu**, who started the first 40 games of his collegiate career at right guard, moved to right tackle three weeks ago. The local product is on track to become the first First Team All-MW honoree after a season since **Tony Terrell** in 2002 ... Starting his first game as a Rebel in Week One was linebacker **Rayshad Jackson**, a graduate transfer from the University of Florida who started three games for the Gators last season before heading to the desert for his final campaign. Jackson is second on the team with 49 total tackles and second with four pass breakups ... Joining Grimes in transferring back home from the Pac-12 Conference during the offseason was RB **Biaggio Ali Walsh** (Bishop Gorman HS) -- the grandson of the late legendary sports figure **Muhammad Ali** -- who transferred from Cal and did not play in the first three games because of injury but made his Rebel debut on special teams vs. Boise State.

SERIES BREAKDOWN

SDSU LEADS 18-10

SDSU at UNLV RECORD: 7-6

UNLV at SDSU RECORD: 4-11

UNLV's LARGEST WIN: 28 (31-3 in 2001)

SDSU's LARGEST WIN: 38 (52-14 in 2015)

DATE	SITE	RESULT
10-22-77	San Diego	SDSU 31-7
10-11-80	San Diego	UNLV 28-17
11-14-81	Las Vegas	SDSU 38-20
9-25-82	San Diego	SDSU 26-23
10-27-83	Las Vegas	UNLV 28-10
11-3-84	San Diego	UNLV 30-14
11-16-96	Las Vegas	UNLV 44-42
10-18-97	San Diego (OT)	SDSU 20-17
11-20-99	Las Vegas	SDSU 37-7
11-25-00	San Diego	UNLV 31-24
10-13-01	Las Vegas	UNLV 31-3
10-26-02	San Diego	SDSU 31-21
11-8-03	Las Vegas	SDSU 7-0
11-20-04	San Diego	SDSU 21-3
10-8-05	Las Vegas	UNLV 13-10
11-11-06	San Diego	SDSU 21-7
11-10-07	Las Vegas	SDSU 38-30
11-22-08	San Diego	SDSU 42-21
11-28-09	Las Vegas	UNLV 28-24
11-27-10	San Diego	SDSU 48-14
11-26-11	Las Vegas	SDSU 31-14
10-27-12	San Diego	SDSU 24-13
11-30-13	Las Vegas	UNLV 45-19
9-27-14	San Diego	SDSU 34-17
11-21-15	Las Vegas	SDSU 52-14
10-1-16	San Diego	SDSU 26-7
10-7-17	Las Vegas	SDSU 41-10
11-10-18	San Diego	UNLV 27-24



OBLAD EARNS FIRST WIN IN STYLE AT VANDY

Redshirt freshman QB **Kenyon Oblad**, who graduated from Liberty High School in nearby Henderson as the Silver State's all-time leading passer (since surpassed) with 11,828 yards and 116 touchdowns, relieved three-year starter **Armani Rogers** late in the game against Ark State and completed all three of his attempts, including a 56-yard scoring strike to **Randal Grimes** for his first collegiate touchdown pass. Oblad, who also had one brief appearance during his redshirt season in 2018, saw his first significant action in Week Four at Wyoming, including spelling Rogers the entire second half (16 of 31 for 176 yards with two picks). With Rogers still not 100 percent, Oblad got his first career start vs. Boise State and threw two touchdowns to go with 262 yards and one interception. His 55 pass attempts (24 completions) against the Broncos were the fifth-most in UNLV history and second most by a Rebel freshman. At Vanderbilt, Oblad led his team to a 34-10 win by coolly directing the offense with 11 completions in 16 attempts for 172 yards and two more scores.



At Fresno State he threw a career-high three touchdowns but also a trio of interceptions. He is listed atop the depth chart heading into Saturday's game vs. San Diego State while recently returned **Max Gilliam** (who started seven games last fall after a Rogers injury) is at No. 2 to begin the week. Amazingly, UNLV has not seen the same quarterback start every game in a season since another local product, **Jon Denton** out of Green Valley High School, started all 12 in 1996. Oblad is the ninth freshman signal-caller to start for the Rebels since they joined the Mountain West in 1999.

FORMER STAR LB BEAU BELL TO SERVE AS #SBSFAREWELL HONORARY CAPTAIN

The Sam Boyd Stadium Farewell campaign, which features a unique logo and uses the hashtag #SBSFarewell, was launched to help Rebel fans unite around the 49th and final season of their off-campus home that opened in 1971. The department is celebrating the stadium's history during the final season before UNLV football moves to the state-of-the-art, \$2 billion Las Vegas Stadium currently under construction closer to campus. As part of #SBSFarewell, a guest former Rebel great represents all the players from their decade while serving as honorary captain during the pregame coin toss. The season-opener saw the winningest quarterback in school history -- former Dallas Cowboys (NFL) signal-caller **Glenn Carano** (1973-76) -- represent the 1970s players. Then, legendary running back **Elbert "Ickey" Woods** (1984-87) who shuffled his way to the national rushing title as a senior in 1987, repped the 1980s. The 1990s special guest was former receiving great **Randy Gatewood** (1993-94) who not only helped UNLV win a Big West Conference crown and Las Vegas Bowl championship, but also set two major NCAA records when he caught 23 passes for 363 yards in one game. This week's Honorary Captain is former Mountain West Defensive Player of the Year **Beau Bell** (2004-07) who was the middle of three Bell brothers who played defense at UNLV during the decade. The star linebacker was a dominant force as a senior in 2007, leading the league in tackles and forced fumbles en route to becoming the program's first MW Defensive Player of the Week three times in the same season. Leaving UNLV ranked second with 320 career tackles, Bell was the top draft pick by the Cleveland Browns (fourth round) in 2008. He eventually made his way to the Philadelphia Soul of the Arena Football League and won two championships as a player, was named 2017 AFL Defensive MVP and winner of the Commissioner's Award, which recognizes an individual who has done considerable work to grow the game of Arena Football, and now serves as assistant head coach and general manager.



Vegas Bowl championship, but also set two major NCAA records when he caught 23 passes for 363 yards in one game. This week's Honorary Captain is former Mountain West Defensive Player of the Year **Beau Bell** (2004-07) who was the middle of three Bell brothers who played defense at UNLV during the decade. The star linebacker was a dominant force as a senior in 2007, leading the league in tackles and forced fumbles en route to becoming the program's first MW Defensive Player of the Week three times in the same season. Leaving UNLV ranked second with 320 career tackles, Bell was the top draft pick by the Cleveland Browns (fourth round) in 2008. He eventually made his way to the Philadelphia Soul of the Arena Football League and won two championships as a player, was named 2017 AFL Defensive MVP and winner of the Commissioner's Award, which recognizes an individual who has done considerable work to grow the game of Arena Football, and now serves as assistant head coach and general manager.

2019 RED ZONE REDUX

	UNLV			
	Atts	Scores	TD	FG
SUU	6	6	6	0
ARK ST	2	2	1	1
at NW	2	0	0	0
at WYO	1	1	1	0
BSU	3	2	2	0
at Vandy	4	4	3	1
at FS	4	4	2	2
SDSU				
at CSU				
UH				
SJSU				
at UNR				
SEASON TOTAL	22	19	15	4
PCT. SCORING IN RED ZONE:				86%
PCT. SCORING TD IN RED ZONE:				68%

OPPONENTS

	Atts	Scores	TD	FG
SUU	3	3	3	0
ARK ST	5	4	2	2
at NW	4	4	2	2
at WYO	7	6	5	1
BSU	2	2	2	0
at Vandy	1	1	1	0
at FS	9	7	7	0
SDSU				
at CSU				
UH				
SJSU				
at UNR				
SEASON TOTAL	31	27	22	5
PCT. SCORING IN RED ZONE:				87%
PCT. SCORING TD IN RED ZONE:				71%

POINTS OFF TURNOVERS

UNLV			OPP		
UNLV	No	PTS	OPP	No	PTS
SUU	1	7	SUU	1	7
ARK ST	0	0	ARK ST	1	7
at NW	1	7	at NW	3	0
at WYO	0	0	at WYO	3	10
BSU	1	0	BSU	1	7
at Vandy	2	10	at Vandy	1	0
at FS	0	0	at FS	5	28
SDSU			SDSU		
at CSU			at CSU		
UH			UH		
SJSU			SJSU		
at UNR			at UNR		
TOTAL	5	24	TOTAL	15	59

**UNLV: 5 Poss., 4 Scores (80%)
1 FG, 3 TD**
**OPP: 15 Poss., 9 Scores (60%)
1 FG, 8 TD**

#SBSFAREWELL





HEAD COACH @UNLVSANCHEZ

Tony Sanchez, who built a national powerhouse at Las Vegas' Bishop Gorman High School, is now on his way to creating another consistent winner in town as the 11th head coach in UNLV football history. Named to the job on Dec. 11, 2014, Sanchez in 2015 became the first Rebel coach to win at least three times in his first season since 1999. Sanchez also became only the third UNLV coach to win the fabled Fremont Cannon by defeating in-state rival UNR in his debut campaign and the first to do it on the road.

The improvement continued in 2016 when UNLV won four games and again in 2017 with five victories. That marked the first time in program history the Rebels won more games than the previous season for three straight years. Falling just one victory shy of reaching bowl-eligibility, the '17 Rebels finished with a .500 MW record, winning four league games for only the third time since the conference debuted in 1999. UNLV also won three road games in season for just the second time in 14 years and defeated three consecutive league opponents for the first time since winning the Big West Conference in 1994.

In 2018 the Rebels' 4-8 record included winning at San Diego State for the first time in 18 years and ending the season with the biggest comeback in school history. After trailing UNR 23-0, UNLV went on to down the Wolf Pack 34-29 and make Sanchez only the second UNLV head coach since 1981 to defeat the school's in-state rival more than once.

Sanchez's impact has been felt off the field as well. His unwavering fundraising efforts have led to the construction of the state-of-the-art \$37 million Fertitta Football Complex slated to open on campus this fall. In addition, the Rebels have boasted record success in the classroom, including last year posting the highest semester and cumulative GPA in program history along with earning the most academic all-conference honorees and Dean's List members the football team has ever seen. UNLV in 2017 rewarded Sanchez with a contract extension that will take him through at least the 2021 season.

Sanchez, who turned 45 in January, became a rising star in coaching circles after spending the previous six seasons leading Bishop Gorman to an overall record of 85-5 and six consecutive state 4A championships to go with a top-25 national ranking each year. His 2014 top-ranked Gaels squad finished 15-0 and won the mythical national championship.

The winning head coach at the 2014 All-American Bowl in San Antonio, Sanchez saw 41 of his players earn collegiate football scholarships during his time in Las Vegas, including 31 to FBS programs. Now he has attracted national attention as only the fifth man in the modern era of college football to go from the high school level directly to the position of head coach of an FBS team.

Having come to campus as one of the youngest head coaches on the FBS level, Sanchez is a 1992 graduate of Granada High School in Livermore, California. A decorated two-way player, he went on to become a standout receiver at Laney College in Oakland before transferring to New Mexico State. He would letter two seasons for the Aggies and finished his senior campaign with 42 receptions for 546 yards, including grabbing five passes for 80 yards at Sam Boyd Stadium when he played against UNLV on Nov. 18, 1995. His first taste of coaching came the next season when he served as an undergraduate assistant at his alma mater.

The son of a career policeman in the Oakland area, Sanchez was born Jan. 25, 1974, at Travis Air Force Base in California while his father was serving in the military. He earned a bachelor's degree in family and consumer science from NMSU in 1998 and then his master's in special education in 2003. He has two children: daughter, Alyssa, graduated from Bishop Gorman in 2019 and son, Jason, currently attends Bishop Gorman.



COACHING EXPERIENCE

- 2015-SA UNLV – Head Coach
- 2009-14 Bishop Gorman High School (Las Vegas) – Head Coach, OC
- 2004-08 California High School (San Ramon, CA) – Head Coach, OC
- 2003 Onate High School (Las Cruces, NM) – Defensive Coord., DBs
- 2001-02 Onate High School (Las Cruces, NM) – Defensive Backs
- 2000 Irvin High School (El Paso, TX) – Wide Receivers
- 1998 Onate High School (Las Cruces, NM) – Wide Receivers
- 1996 New Mexico State – Undergraduate Assistant – Offense

EDUCATION

- New Mexico State University, 2003
Master's degree in special education
- New Mexico State University, 1998
Bachelor's degree in family and consumer science
- Laney College (Oakland, CA) 1994
Associate Degree in General Studies

PLAYING EXPERIENCE

- 1994-95 New Mexico State – Lettered two years at WR
- 1992-93 Laney College (Oakland, CA) – Lettered two years at WR

PERSONAL DATA

- Name: Tony Sanchez
- Birthdate: Jan. 25, 1974
- Birthplace: Travis Air Force Base, Fairfield, CA
- Children: Daughter, Alyssa (18); Son, Jason (15)



DANDY AT VANDY, WHITE WINS HONOR

UNLV senior linebacker **Javin White** was named Mountain West Defensive Player of the Week, the league announced October 14. White finished with seven total tackles, including 2.5 tackles-for-loss, and forced two key turnovers to help UNLV stun Vanderbilt, 34-10, in Nashville. The win was the program's first on the road vs. an SEC team and represented the fewest points allowed by a Rebel team in an away game since 2003. White hauled in his eighth career pick in the third quarter and returned it 44 yards to set up a UNLV field goal. Just a few minutes later, he and teammate **Rayshad Jackson** combined to sack a Commodore quarterback and force a fumble that was recovered by **Jamaal Neal** and eventually converted into a touchdown. One of four team captains, White is a native of Oakland, California, and graduate of McClymonds High School. He also earned the league's award last November after grabbing two interceptions in UNLV's season-capping win over UNR.



2019 FOOTBALL STAFF

FOOTBALL OFFICE: (702) 895-3400
STAFF EMAIL: first name.last name@unlv.edu

Head Coach:

Tony Sanchez (5th Year/NMSU '98)

Offensive Coordinator/Offensive Line

Garin Justice (2nd Year/West Virginia '06)

Defensive Coordinator/Inside Linebackers:

Tim Skipper (2nd Year/Fresno State '01)

Special Teams Coordinator/Running Backs:

Travis Burkett (3rd Year/Saint Mary's '02):

Recruiting Coordinator/Wide Receivers:

Cedric Cormier (9th Year/Colorado '02)

Tight Ends:

Ronnie Regula (1st Year/Miami '15)

Quarterbacks:

Ron O'Dell (5th Year/Chico State '01)

Defensive Line:

Tony Samuel (4th Year/Nebraska '81)

Safeties:

Al Simmons (2nd Year/CS Hayward '87)

Cornerbacks:

Steve Irvin (2nd Year/UNLV '99)

Outside Linebackers:

Eric Brown (2nd Year/Fresno State 2010)

Graduate Assistant Coach (Offense):

Will Kreidler (2nd Year/UNLV '18)

Graduate Assistant Coach (Offense):

Brian Metz (1st Year/Notre Dame '13)

Graduate Assistant Coach (Defense):

Ofa Fifita (1st Year/Sacramento State '15)

Graduate Assistant Coach (Defense):

Cristian Garcia (2nd Year/Florida '17)

Special Teams Analyst:

Brandon Roberts (Southern Miss '16)

Director of Strength & Conditioning:

Sean Manuel (3rd Year/Columbia College '07)

Director of Football Operations:

Ryan McNamee (1st Year/Gettysburg '99)

Director of Player Personnel:

Eric Sheridan (3rd Year/Saint Francis '12)

Asst. Recruiting Coordinator:

Drew Jennison (5th Year/Arizona '14)

Asst. AD/Athletic Training:

Kyle Wilson (36th Year/West Virginia '82)

Director of Equipment:

Rocky Rutledge (21st Year/TCU '98)

Coordinator of Video Services:

Joe Maggio (4th Year/Stony Brook '12)

Executive Assistant to the Head Coach:

Sara Doty (4th Year/UNLV '11)

MW CAREER RUSHING YARDS BY A QB

RK	PLAYER	TEAM	YEARS	ATT	NET YDS	AVG
1.	Cody Fajardo	UNR	2012-14	508	2,788	5.5
2.	Shaun Carney	AFA	2004-07	652	2,561	3.9
3.	Lamar Jordan	UNM	2014-17	458	2,503	5.5
4.	Chance Harridge	AFA	2001-03	462	2,324	5.0
5.	Bradlee Van Pelt	CSU	2001-03	420	2,274	5.4
6.	Tim Jefferson	AFA	2008-11	496	1,988	4.0
7.	Cole Gautsche	UNM	2012-16	269	1,859	6.9
8.	Andy Dalton	TCU	2007-10	413	1,611	3.9
9.	Arion Worthman	AFA	2016-18	376	1,593	4.2
10.	Armani Rogers	UNLV	2017-SA	289	1,549	5.3
11.	Brett Smith	WYO	2011-13	378	1,531	4.1
12.	Jason Thomas	UNLV	2000-02	369	1,528	4.1

MW CAREER RUSHING TOUCHDOWNS BY A QB

RK	PLAYER	TEAM	YEARS	TDS
1.	Chance Harridge	AFA	2001-03	35
2.	Cody Fajardo	UNR	2012-14	33
	Tim Jefferson	AFA	2008-11	33
4.	Shaun Carney	AFA	2004-07	31
5.	Bradlee Van Pelt	CSU	2001-03	25
6.	Jason Thomas	UNLV	2000-02	24
7.	Andy Dalton	TCU	2007-10	22
8.	Brett Smith	WYO	2011-13	20
9.	Kevin O'Connell	SDSU	2004-07	19
	Kent Myers	USU	2014-17	19
11.	Armani Rogers	UNLV	2017-SA	18



ROGERS RUNNING TO RECORDS

Armani Rogers already has the UNLV record for yards rushing by a quarterback for a single game (former record 165 by **Hunkie Cooper** in 1991) with his 193 at New Mexico in 2017, for a season with his 780 (former record 599 by **Jason Thomas** in 2000), and now in a career (former record 1,528 by Thomas). This despite suffering injuries that cost him nearly three full games in 2017, six in 2018 and three so far in 2019. Rogers, who moved into the top 10 for MW QBs, needs 45 more yards to pass Air Force's **Arion Worthman** in ninth place (1,593 from 2016-18). Also, one more TD on the ground would move Rogers into a tie for ninth in league history for a QB.



2019 UNLV FOOTBALL

COACH LOCATIONS

Where the UNLV coaches are located during games:

PRESS BOX COACHES BOOTH

Garin Justice OC/OL
 Ron O'Dell Quarterbacks
 Al Simmons Safeties
 Eric Brown Outside LBs
 1 GA

SIDELINES

Tony Sanchez Head Coach
 Tim Skipper DC/ILBs
 Travis Burkett STC/RBs
 Steve Irvin Cornerbacks
 Cedric Cormier Wide Receivers
 Ronnie Regula Tight Ends
 Tony Samuel Defensive Line
 3 GAs

REBEL STARTS CHART

PLAYER	2019	CAREER	CONSEC.
Sid Acosta	7	18	16
Evan Austrie	7	20	11
Noah Bean	3	3	3
Matt Brayton	6	9	1
Jaron Caldwell	1	28	--
Tyleek Collins	4	7	--
Nick Dehdashtian	4	7	--
Dominion Ezinwa	4	4	3
Gio Faulolo	6	15	3
Jericho Flowers	7	29	10
Greg Francis	3	4	3
Julio Garcia II	3	8	3
Demitrious Gibbs	1	6	--
Max Gilliam	0	7	--
Daniel Gutierrez	7	10	7
Randal Grimes	4	4	2
Farrell Hester II	11	17	4
Hayes Hicken	7	19	19
Bryce Jackson	0	2	--
Rayshad Jackson	7	7	7
Tavis Malakius	4	4	--
Gabe McCoy	6	28	6
Ashton Morgan	4	4	--
Nate Neal	3	3	2
Kenyon Oblad	3	3	3
Justice Oluwasheun	7	11	11
Alex Perry	0	3	--
Myles Plummer	7	7	7
Justin Polu	7	43	43
Brandon Presley	0	16	--
Jackson Reynolds	0	1	--
Armani Rogers	4	18	--
Mekhi Stevenson	5	20	1
Drew Tejchman	3	6	--
Kolo Uasike	6	12	5
Vic Viramontes	1	1	--
Javin White	7	24	24
Charles Williams	7	13	8
Jacoby Windmon	1	1	--
Darren Woods	6	21	--

#SBSFAREWELL

OH, CAPTAINS, OUR CAPTAINS

Four players, two from each side of the ball and two of whom are repeat honorees, were voted UNLV football's permanent team captains for the 2019 season. After a vote by players, junior quarterback **Armani Rogers** (Los Angeles, CA/Hamilton HS) was named a captain for the second straight season after being one of just seven sophomore team captains on the FBS level a year ago. Rogers is joined by junior tight end **Giovanni Fauolo Sr.** (Oakley, CA/Freedom HS) on the offensive side of the ball. Senior defensive end **Gabe McCoy** (Pittsburg, CA/Pittsburg HS) is also a repeat selection and will be joined on the defense by



senior linebacker **Javin White** (Oakland, CA/McClymonds HS). "We are really proud of the group that the guys picked this year," said head coach **Tony Sanchez**. "Gabe and Armani being voted for the second year in a row tells you a lot about them as teammates. I'm really proud of Javin and the progress he's made and it was great to see him chosen to be a captain along with Gio -- who's become a huge leader in the locker room and all around campus."

REBEL PAIR UP FOR POLYNESIAN HONOR

UNLV senior offensive lineman **Justin Polu** and junior defensive lineman **Kolo Uasike** were two of 62 players from around the nation named to the 2019 Watch List for the Polynesian College Football Player of the Year Award. The honor is presented annually to the most outstanding Polynesian college football player that epitomizes great ability and integrity. Polu (PO-lew) earned a spot on the list for the third straight year while Uasike made his debut. An honors candidate who has started all 36 games of his career at right guard, Polu is a local product (Silverado High School) who was named 2019 Preseason First Team All-Mountain West after helping the Rebels rank 19th in the nation last year with 224 yards rushing per game. Uasika (WAH-skay) was listed atop the depth chart at nose guard heading into fall camp. The Mesa, AZ, product (Skyline HS) played in every game last fall and totaled 24 tackles, including two TFL and a QB sack.



WHITE NAMED TO BUTKUS LIST

UNLV senior defender **Javin White** became the first Rebel named to the Butkus Award Watch List since **John Lotulelei** in 2012 as the preseason list for the prestigious award was announced in July. The Butkus Award is awarded each year to the nation's top linebacker on both the collegiate and high school level. Each watch list contains 51 linebackers, mirroring the legendary "51" pro jersey associated with the Award's namesake Dick Butkus. White is a 6-3, 205-pound ball hawk from Oakland, CA, who was named preseason Third Team All-MW by Athlon and Fourth Team by Phil Steele's. Previously a safety, he started all 12 games last year at the strongside linebacker spot. His 74 tackles included 6.5 tackles-for-loss and two quarterback sacks to with 4 PBU, a team-leading four interceptions and four forced fumbles. Originally formed in 1985, the Collegiate Butkus Award watch list includes candidates from 39 universities. Semifinalists will be named November 4, finalists November 25, and winners on or before December 10.





OPENING FOR BUSINESS: A STATE-OF-THE ART FOOTBALL HOME

On October 3, UNLV Athletics celebrated the official ribbon-cutting of its new, \$34.8 million, state-of-the-art training center the Fertitta Football Complex. Just over three years ago the department announced the largest single gift in its history as the Fertitta Family pledged an initial \$10 million toward the construction. The 73,000-square-foot, two-level complex was built on campus in the north end of the team's practice area and overlooks the Ernie Becker Sr. Football Fields at Bill "Wildcat" Morris Rebel Park. The FFC will now become the day-to-day home of the program and include an academic center, locker rooms, offices, meeting rooms, strength & conditioning center, media room, training table and nutrition bar, athletic training center and player lounge. A lead gift of \$2 million, which was previously the largest ever earmarked for UNLV Football and came from a donor who wished to remain anonymous, was announced in May 2016. "As I've said since the day I was hired here, I am excited about the future of this program and its limitless potential," said head coach **Tony Sanchez**. "I want to thank the Fertittas for not just this amazing gift but also for everything they do in the community. I also want to thank everyone else who has stepped up with significant and important contributions as they help us turn Rebel Football into a national program."



WEEKLY WINNERS

The Rebels have had 65 all-time winners of the weekly awards since joining the MW:

OFFENSIVE PLAYER OF THE WEEK

Armani Rogers, QB	Nov. 20, 2017
Kurt Palandech, QB	Nov. 14, 2016
Devante Davis, WR	Sept. 30, 2013
Caleb Herring, QB	Sept. 16, 2013
Tim Cornett, RB (Co-)	Nov. 15, 2010
Omar Clayton, QB	Sept. 21, 2009
Omar Clayton, QB (Co-)	Sept. 22, 2008
Frank Summers, RB (Co-)	Sept. 24, 2007
Rocky Hinds, QB (Co-)	Nov. 27, 2006
Larry Croom, RB (Co-)	Dec. 2, 2002
Jason Thomas, QB	Nov. 4, 2002
Joe Haro, RB	Oct. 29, 2001
Nate Turner, WR	Nov. 27, 2000
Jason Thomas, QB	Oct. 2, 2000
Jeremi Rudolph, RB	Oct. 11, 1999

DEFENSIVE PLAYER OF THE WEEK

Javin White, LB	Oct. 14, 2019
Javin White, DB/LB	Nov. 26, 2018
Jericho Flowers, CB	Nov. 12, 2018
Torry McTyer, CB	Nov. 14, 2016
Tau Lotulelei, LB	Oct. 17, 2016
Ryan McAleenan, LB	Oct. 5, 2015
Tani Maka, LB	Sept. 24, 2012
James Dunlap, DE (Co-)	Oct. 31, 2011
Jason Beauchamp, LB	Oct. 26, 2009
Jason Beauchamp, LB	Sept. 29, 2008
Beau Bell, LB (Co-)	Oct. 29, 2007
Beau Bell, LB (Co-)	Oct. 15, 2007
Beau Bell, LB	Sept. 24, 2007
Beau Bell, LB	Oct. 10, 2005
Jamaal Brimmer, SS	Oct. 11, 2004
Joe Miklos, FS	Oct. 4, 2004
Joe Miklos, FS (Co-)	Nov. 3, 2003
R. Dodd-Masters, CB	Sept. 22, 2003
Jamaal Brimmer, SS	Sept. 13, 2003
John Andrews, LB	Sept. 1, 2003
Jamaal Brimmer, SS	Oct. 21, 2002
Tyrone Tucker, LB	Oct. 7, 2002
Kevin Thomas, CB	Nov. 19, 2001
Amar Brisco, CB	Nov. 27, 2000
Kevin Thomas, CB	Oct. 2, 2000
Kevin Thomas, CB	Sept. 13, 1999

SPECIAL TEAMS PLAYER OF THE WEEK

Daniel Gutierrez, PK	Oct. 30, 2017
Logan Yunker, P	Oct. 5, 2015
Nicolai Bornand, PK	Oct. 13, 2014
Nicolai Bornand, PK	Sept. 8, 2014
Nolan Kohorst, PK	Oct. 14, 2013
Logan Yunker, P	Sept. 30, 2013
Logan Yunker, P	Sept. 23, 2013
Deante' Purvis, KR	Oct. 31, 2011
Marcus Sullivan, KR (Co-)	Nov. 29, 2010
Kyle Watson, PK	Nov. 17, 2008
Deante' Purvis, KR	Nov. 10, 2008
Malo Taumua, DL (Co-)	Sept. 15, 2008
Sergio Aguayo, PK	Oct. 10, 2005
Sergio Aguayo, PK	Sept. 12, 2005
Dillon Pieffer, PK	Nov. 3, 2003
Dillon Pieffer, PK	Sept. 22, 2003
Gary Cook, P	Sept. 13, 2003
Greg Estandia, TE	Sept. 1, 2003
Dillon Pieffer, PK	Dec. 2, 2002
Troy Mason, PR	Oct. 15, 2001
Gary Cook, P	Oct. 7, 2001
Troy Mason, KR	Nov. 13, 2000
Ray Cheetany, P/PK	Oct. 9, 2000
Duane James, KR	Oct. 11, 1999

#SBSFAREWELL

McCOY WEARING THE WIESNER JERSEY



Before UNLV's home-opening game vs. Southern Utah, senior defensive lineman **Gabe McCoy** was recognized as this year's recipient of the Tom Wiesner Award (pronounced "WEEZE-ner). For the 18th consecutive year, coaches and seniors on the football team selected the player who best exemplifies the courage,

enthusiasm, dedication and toughness of the late Mr. **Tom Wiesner**. McCoy, who started last year as a linebacker, is also in his second year as a team captain. An honors candidate who was named preseason Second Team All-MW by Phil Steele and Third Team by Athlon, has played in every game of his Rebel career and already earned his bachelor's degree from the school. McCoy is the fourth defensive lineman to earn the Wiesner, which is designated with special stitching on the front of his jersey. A Wisconsin native and three-time letterman on the Badger football team, Mr. Wiesner sought his fortune out West and became one of the Las Vegas' leading businessmen, philanthropists, politicians and ambassadors. The founder of the successful restaurants that are part of Big Dog's Hospitality Group, Mr. Wiesner helped guide Rebel Athletics from their infancy and was inducted into the UNLV Athletics Hall of Fame as a Distinguished Contributor in 1994. Also a member of the Nevada Board of Regents, he died in 2002 at the age of 63 after a battle with Leukemia.



ALL-TIME WIESNER AWARDS

YEAR	PLAYER	POS
2002	Tony Terrell	OL
2003	Dominic Furio	OL
2004	Jamaal Brimmer	S
2005	Joe Miklos	S
2006	Erick Jackson	RB
2007	Chris Butler	TE
2008	Jacob Hales	DL
2009	Ryan Wolfe	WR
2010	Isaako Aaitui	DL
2011	Bryce Saldi	LB
2012	Aaron Reed	TE
2013	Max Johnson	FB
2014	Brian Roth	OL
2015	Sonny Sanitua	DL
2016	David Greene Jr.	RB
2017	Kurt Palandech	QB
2018	Jocquez Kalili	CB
2019	Gabe McCoy	DE

SANCHEZ PART OF SELECT COACHING GROUP

UNLV's **Tony Sanchez** is just the fifth man in the modern era of college football to move directly from being a head coach at a high school to being head coach at a university that was part of what is now known as the FBS. Sanchez, of course, only had to move across the city after going 85-5 in six seasons while leading 2014 national champion Bishop Gorman High School in Las Vegas. **Jim Bradley**, who passed away in 2015, was the first to do it when he went across town to take over at NMSU.

COACH	HIGH SCHOOL (CITY)	SCHOOL	RECORD	YEARS
Jim Bradley	Mayfield HS (Las Cruces, NM)	New Mexico State	23-31-1	1973-77
Bob Commings	Massillon Washington HS (Massillon, OH)	Iowa	18-37	1974-78
Gerry Faust	Moeller HS (Cincinnati, OH)	Notre Dame	30-26-1	1981-85
Todd Dodge	Carroll Senior HS (Southlake, TX)	North Texas	6-37	2007-10
Tony Sanchez	Bishop Gorman HS (Las Vegas)	UNLV	18-37	2015-SA



TRIPLE (OT) PLAY

UNLV snapped a two-game losing streak in overtime games with its historic 69-66 victory over Wyoming

UNLV OVERTIME HISTORY (5-10)				
GAME	DATE	SCORE	OTs	PTS
UNLV at San Diego State	Oct. 18, 1997	L, 20-17	1	0
UNLV vs. San Jose State	Nov. 22, 1997	L, 55-48	1	0
UNLV vs. Wyoming	Oct. 17, 1998	L, 28-25	1	0
UNLV at Ole Miss	Oct. 28, 2000	L, 43-40	1	3
UNLV vs. Wyoming	Nov. 2, 2002	W, 49-48	1	7
UNLV vs. BYU	Oct. 25, 2003	L, 27-20	1	0
UNLV vs. Wyoming	Nov. 6, 2004	L, 53-45	3	14
UNLV vs. New Mexico	Oct. 14, 2006	L, 39-36	1	0
UNLV at Arizona State	Sept. 13, 2008	W, 23-20	1	3
UNLV vs. Iowa State	Sept. 20, 2008	W, 34-31	1	6
UNLV vs. Minnesota	Aug. 30, 2012	L, 30-27	3	14
UNLV vs. Fresno State	Oct. 19, 2014	W, 30-27	1	3
UNLV vs. San Jose State	Oct. 10, 2015	L, 33-27	1	0
UNLV vs. Idaho	Sept. 24, 2016	L, 33-30	1	3
UNLV vs. Wyoming	Nov. 12, 2016	W, 69-66	3	17

in 2016. It marked the first time that the Rebels won a game that went longer than one overtime period and set a school record for points in extra time with 17. In 2008, the Rebels won back-to-back OT games at No. 13 Arizona State and then at home vs. Big 12 team Iowa State. They became only the sixth team to ever win in overtime in consecutive games.

1-OF-A-KIND DESIGN

Sam Boyd Stadium underwent a \$1.2 million renovation on its field level in the summer of 2015 that included a new \$800,000 playing surface. Two rows of seats on both the West and East sides were eliminated to create a wider field and a new official stadium capacity for football of 35,500. The highlight of the project, however, was the installation of a new football field for the first time since 2003. The state-of-the-art, 100-percent Made in the USA, SPRINTURF synthetic surface features a shock pad for player safety. Given the advantages of a blank green canvas with no sewn-in markings, UNLV head coach **Tony Sanchez** looked to go bold with the program's new field design and the Vegas-themed look made national news when the rendering was released. The world-famous "Welcome to Fabulous Las Vegas" sign makes an appearance in the black end zones along with "REBELS" in red. Yardage numbers are displayed in a unique retro Las Vegas font and lay atop red and gray diamonds made famous in the iconic old Stardust hotel sign. The 50-yard-line markers are gray sunbursts taken from the top of the aforementioned Las Vegas sign. Finally, a gray strip borders the entire field. The entire design, including the Mountain West Conference logos and midfield UNLV primary logo, is painted by stadium personnel in the final weeks leading up to kickoff.

RIDING THE "CHUCK WAGON"

UNLV CAREER RUSH YARDS		
1.	3,733	Tim Cornett 2010-13
2.	3,551	Lexington Thomas 2015-18
3.	3,149	Mike Thomas 1973-74
4.	2,834	Dominique Dorsey 2001-04
5.	2,656	Kirk Jones 1983-86
6.	2,536	Michael Morton 1978-81
7.	2,013	Joe Haro 1998-2002
8.	1,932	Omar Love 1992-96
9.	1,925	Ickey Woods 1984-87
10.	1,868	Charles Williams 2016-SA

With his 82 yards at Fresno State, junior tailback **Charles Williams** moved into 10th place on UNLV's career rushing list with 1,868. He needs just 58 more to pass another Fresno, California, product, the legendary **Ickey Woods** (1984-87) into ninth. A total of 65 yards would move Chuck past **Omar Love** (1992-96) into eighth place. With three 100-yard outings in 2019, the Chuck Wagon has already doubled his career 100-yard efforts to six, which ranks 14th in school history. His 455 net yards rushing in the first three games in 2019 represented the most gained by any UNLV player in the first three games of a season. Former Rebel great **Lexington Thomas** had 425 (with the same amount of carries) at that point in 2017. Williams set the UNLV freshman rushing record (since surpassed by QB **Armani Rorgers**) with 680 yards in 2016 but missed all but one game in 2017 with an injury.




WILLIAMS' UNLV RUSHING STATS

YEAR	GP-GS	ATT	YDS	AVG	TD	LG
2019	7-7	115	680	5.8	7	78
2018	12-2	65	332	5.1	0	24
2017	1-1	12	93	7.8	1	40
2016	12-4	141	763	5.4	3	75
TOTAL	32-14	333	1,868	5.6	11	78

WILLIAMS' CAREER 100-YARD GAMES (6)

OPPONENT	DATE	ATT	YDS	AVG	TD	LG
ARKANSAS STATE	9/7/19	19	168	8.8	1	78
FRESNO STATE	10/1/16	18	153	8.5	1	42
at Northwestern	9/14/19	16	144	9.0	2	65
SOUTHERN UTAH	8/31/19	15	143	9.5	3	29
at San Jose State	10/29/16	22	141	6.4	1	75
FRESNO STATE	11/3/18	16	121	7.6	0	24



#SBSFAREWELL



2019 UNLV FOOTBALL



GAME 1

GAME 2

Sam Boyd Stadium • Las Vegas
Aug. 31, 2019 • Att. 17,421

Sam Boyd Stadium • Las Vegas
Sept. 7, 2019 • Att. 18,742



REBELS RUSH TO WEEK ONE WIN

RED WOLVES HAND REBELS FIRST LOSS OF SEASON

LAS VEGAS (UNLVRebels.com) - UNLV football (1-0) tied a school record with seven rushing touchdowns to roll past Southern Utah (0-1), 56-23, and start the 49th and final season at Sam Boyd Stadium in style.

The Rebels won their opening game for only the second time in the last 10 years powered by big but abbreviated nights by running back **Charles Williams** (143 yards and three touchdowns on just 15 carries) and quarterback **Armani Rogers** (144 yards passing to go with 114 yards and two scores on the ground).

LAS VEGAS (UNLVRebels.com) - UNLV football (1-1) fell behind early and could not make up the difference in a 43-17 loss to Arkansas State (1-1) at Sam Boyd Stadium.

Red Wolves of the Sun Belt Conference opened a 23-3 lead at halftime.

The Rebels' lone bright spot came at running back where junior **Charles Williams** rolled up a career-high 168 yards on 19 carries, including a scintillating 78-yard burst that he followed up with a three-yard rush into the end zone for his team's first touchdown.

On the opening drive, UNLV's **Armani Rogers** threw an interception that was returned for a touchdown and the

Senior cornerback **Jericho Flowers** led the way defensively, totaling seven tackles and two pass breakups.

TURNING POINT: UNLV received the opening kick and faced third-and-six when **Rogers**' pass was tipped a couple of times before being picked off and returned for a 35-yard touchdown that set the tone.

STAT OF THE GAME: After having four sacks and allowing none in last week's opener vs. Southern Utah, UNLV got zero sacks and allowed six vs. Arkansas State.

REBEL OF THE GAME: **Charles Williams** continues to run wild. After two games the junior has 311 yards on just 34 carries to go with four touchdowns.

SUU	0	7	0	16	--	23
UNLV	7	28	21	0	--	56

ARK ST	10	13	10	10	--	43
UNLV	0	3	7	7	--	17

FIRST QUARTER

UNLV - C. Williams 22-yard run 4:48 (Gutierrez kick)

SECOND QUARTER

UNLV - C. Williams 8-yard run 14:13 (Gutierrez kick)

SUU - Helbig 2-yard run 9:34 (Sasaoka kick)

UNLV - Rogers 1-yard run 5:51 (Gutierrez kick)

UNLV - Stevenson 18-yard pas from Rogers 2:36 (Gutierrez kick)

UNLV - C. Williams 5-yard run 0:40 (Gutierrez kick)

THIRD QUARTER

UNLV - Rogers 66-yard run 13:46 (Gutierrez kick)

UNLV - Reese 11-yard run 9:00 (Gutierrez kick)

UNLV - D. Williams 4-yard run 5:21 (Gutierrez kick)

FOURTH QUARTER

SUU - Nelson 7-yard pass from Skidmore 6:08 (Sasaoka kick)

SUU - Nelson 5-yard pass from Skidmore 0:19 (Sasaoka kick)

SUU - Team safety 0:17

UNLV's defense, led by safety **Evan Austrie's** game-high nine tackles, was stellar as the hosts pushed the lead to 56-7 in the third quarter before the Thunderbirds scored 16 points in mop-up time.

TURNING POINT: After starting with a pair of three-and-outs, **Charles Williams** sprinted in for the game's first score with a 22-yard rush on third-and-five.

STAT OF THE GAME: UNLV's seven rushing touchdowns, which came via four different runners, tied the school record set in 1974 vs. Prairie View A&M.

REBEL OF THE GAME: After never having scored multiple touchdowns in a game, **Charles Williams** found the end zone three times as part of his 143-yard night. It was the fourth 100-yard game of the junior's collegiate career.

FIRST QUARTER

ASU - Smith 35-yard interception return (Grupe kick) 13:45

ASU - Grupe 26-yard field goal 4:40

SECOND QUARTER

UNLV - Gutierrez 27-yard field goal 13:42

ASU - Bonner 1-yard run (Grupe kick) 8:45

ASU - Graham 9-yard run (Grupe kick) 2:49

THIRD QUARTER

ASU - Merritt 37-yard pass from Bonner (Grupe kick) 12:30

UNLV - Williams, C. 3-yard run (Gutierrez kick) 7:53

ASU - Grupe 38-yard field goal 5:53

FOURTH QUARTER

ASU - Bayless 71-yard pass from Bonner (Grupe kick) 12:58

ASU - Grupe 31-yard field goal 3:33

UNLV - Grimes 56-yard pass from Oblad (Gutierrez kick) 1:53

	ARK ST	UNLV
First Downs	23	14
Rushes-Yards	43-214	42-188
Passing Yards	284	112
Passes C-A-I	22-37-0	11-26-1
Total Offense (Plays-Yds)	80-498	68-300
Fumble Returns-Yards	0-0	0-0
Punt Returns-Yards	3-47	1-10
Kickoff Returns-Yards	1-18	2-21
Interception-Yards	1-35	0-0
Punts (Number-Avg)	4-40.2	7-45.0
Fumbles-Lost	0-0	0-0
Penalties-Yards	4-30	3-20
Possession Time	30:48	29:12
Sacks-Yards	6-40	0-0

RUSHING: ASU-Graham 12-103; Murray 10-59; Azubuike 11-25; Chatman 6-24; Bonner 4-3. UNLV-C. Williams 19-168; D. Williams 5-17; Rogers 17-4; Collins 1-(-1).

PASSING: ASU-Bonner 22-37-0-284. UNLV-Rogers 8-23-1-42; Oblad 3-3-0-70.

RECEIVING: ASU-Bayless 6-149; Bowling 5-40; Merritt 4-52; Adams 4-36; Ogbobor 1-7; Tyler 1-5; Murray 1-(-5). UNLV-Grimes 3-74; Jenkins 2-20; Fauolo 2-7; Ballard 1-5; Stevenson 1-5; C. Williams 1-3; T. Collins 1-(-2).

INTERCEPTIONS: ASU-Smith 1-35. UNLV-None.

FUMBLES: ASU-None. UNLV-None.

SACKS: ASU-Merritt 1-3; Thurmon 1-1; Bradley-King 1-1; Jackson 0-1. UNLV-None.

TACKLES: SUU-Jackson 7; Thurmon 7; Merrill 8; Donkor 3; Page 3; Chambers 4; Edmonds 4; Green 3; Bradley-King 3; Jacobs 3; Bonner 3; Wescott 2; Fletcher 2; Reimoneng 1; Howard 1; Alexander 1; Iwuchukwu 1; Hampton 1; Brown 1; Davis 1; Bowling 1; Smith 1. UNLV-Austrie 8; Jackson 7; Flowers 7; Teichman 7; Plummer 6; McCoy 6; Hester 6; White 4; Lewis 2; Malakus 2; Viramontes 2; Dehdashtian 1; Hicken 1; Graves 1; Fahina 1; Woods Jr. 1; Francis 1; Ajake 1; B. Jackson 1.

REBEL NOTES

- UNLV did not allow a quarterback sack while the defense logged four vs. the T-Bird QBs

- **Armani Rogers** became the first Rebel to start three consecutive season openers at quarterback since Jason Thomas in 2000-03

- **Armani Rogers** had 66-yard touchdown run in the opening drive of the third quarter

- UNLV allowed its first safety since 2017 to close out the scoring

- 11 different Rebels caught at least on pass on the night

- **Mekhi Stevenson** had the Rebels' lone touchdown through the air when he caught a pass and winded his way into the end zone from 18 yards out

	SUU	UNLV
First Downs	18	27
Rushes-Yards	38-45	46-331
Passing Yards	295	203
Passes C-A-I	25-42-0	18-28-0
Total Offense (Plays-Yds)	80-341	73-534
Fumble Returns-Yards	1-0	1-0
Punt Returns-Yards	4-40	4-9
Kickoff Returns-Yards	6-100	3-32
Interception-Yards	0-0	0-0
Punts (Number-Avg)	9-43.4	6-41.2
Fumbles-Lost	1-1	1-1
Penalties-Yards	4-38	1-5
Possession Time	29:48	30:12
Sacks-Yards	0-0	4-28

RUSHING: SUU-Fellia 14-29; Vander 4-23; Duckett 7-17; Helbig 10-(-5); Skidmore 2-(-9); Berz 1-(-9). UNLV-C. Williams 15-143; Rogers 11-114; D. Williams 8-33; T. Jackson 5-26; Reese 5-15; Oblad 1-0.

PASSING: SUU-Helbig 14-26-0-138; Skidmore 11-16-0-157. UNLV-Rogers 11-17-0-144; Oblad 7-11-0-59.

RECEIVING: SUU-Lawson 8-63; Diego-Williams 4-24; McLachlan 3-48; Nelson 3-44; Baker 2-79; Colson 2-14; Mitchell 1-22; Frampton 1-4; Fellia 1-(-3). UNLV-Jenkins 3-57; Stevenson 3-35; Bean 2-27; Fauolo 2-26; Wood Jr. 2-24; C. Williams 1-9; Grimes 1-8; Ballard 1-8; Collins Jr. 1-6; T. Collins 1-5; Gasser 1-(-2).

INTERCEPTIONS: SUU-None. UNLV-None.

FUMBLES: SUU-Helbig 1-0; Brz 1-1. UNLV-Reese 1-1.

SACKS: SUU-None. UNLV- B. Jackson 2-0; Windmon 0-1; Austrie 1-0; R. Jackson 0-1.

TACKLES: SUU-Holsten 7; Otukolo 7; Murray 6; Rainey 4; Stanley 4; Walker 5; Johnson 3; Clark 4; Vaughn 4; Sekona 3; Jones 3; Sims 3; Hannermann 2; Burgueno 2; Schuster 2; Bemij 2; Nellesms 2; Gray 2; Russell 1; Smis 1; Achebo 1; Asi 2; Afatasi 1; Romero 1; Kruger 1; Taylor 1. UNLV-Austrie 9; B. Jackson 5; R. Jackson 4; Teichman 5; Moses 4; White 4; Minor 3; Beaudry 3; Hamm 4; Alexander 5; Salu 3; Francis 3; Hester 2; Gibbs 2; Ajake 2; Windmon 3; Malakus 2; Hill 2; McGregor 2; Flowers 2; Fauolo 1; Lewis 1; Jones 1; Plummer 1; Uasike 1; Godfrey 1; Johns 1; Dehdashtian 1; Fahina 1.

REBEL NOTES

- On what was Back to the '80s Night as part of the season-long Sam Boyd Stadium Farewell celebration, former Rebel running back great **Ickey Woods** served as honorary captain. Woods led the NCAA in rushing yards in 1987 and helped the Cincinnati Bengals reach the Super Bowl as a rookie sensation the following season

- Arkansas State improved to 2-1 all-time against UNLV in what was its first trip to Las Vegas since the Rebels won in 1995

- UNLV stayed perfect in the red zone this season. After scoring both times vs. ASU, the Rebels are now 8-8 on the year

- Freshman **Kenyon Oblad** relieved **Rogers** late in the game and completed all three of his attempts, including a 56-yard scoring strike to **Randal Grimes**. **Grimes**, who transferred to UNLV from USC during the off-season, scored his first touchdown as a Rebel and led his new team with 74 receiving yards on three grabs

- Senior punter **Hayes Hicken** had an up-and-down night, booting a season-short 17-yarder in the first half and a career-long 71-yarder in the second. The 71 yards tied for the 12th-longest in UNLV history

- The interception on the opening drive was the only turnover in the game by either team

- The Rebels opened the season with back-to-back home games for the first time since 2012



NORTHWESTERN



**14
30**

GAME 3

Ryan Field • Evanston, Illinois
Sept. 14, 2019 • Att. 37,714



REBELS FALL SHORT AT NORTHWESTERN

EVANSTON, ILL. (UNLVRebels.com) -- Playing at Big Ten Conference foe Northwestern (1-1) for the first time since 1998, UNLV football (1-2) saw three costly turnovers quell the team's upset bid in a 30-14 loss at Ryan Field.

The Rebels used two **Charles Williams** touchdown runs to take a 14-10 lead in the first half and trailed by two points at halftime as the Wildcats answered by hitting

two of their three field goals on the day. **Williams** ran for 132 yards on 12 carries in the first half alone but only gained 12 yards on four attempts after the break as Northwestern made adjustments to stop the junior standout.

UNLV was still in the game when it missed a 38-yard field goal attempt that would have shaved the Wildcat lead to six points with 10 minutes remaining.

The Rebels were led defensively by linebacker **Rayshad Jackson** who had 11 total tackles (seven solo) and three pass breakups.

TURNING POINT: UNLV faced a third-and-one at its own 29-yard line while trailing 16-14 in the third quarter. The Wildcats stopped the drive short, forced a punt and two plays later hit a 50-yard touchdown pass to capture the second-half momentum.

STAT OF THE GAME: All three of UNLV's turnovers – two fumbles and one interception – came on first down.

REBEL OF THE GAME: **Charles Williams** has opened the season with three consecutive 100-yard rushing days, which doubles his career total to six.

UNLV	7	7	0	–	14
NW	10	6	7	–	30

FIRST QUARTER

NW - Johnson 1-yard run (Kuhbänder kick) 12:32
UNLV - C. Williams 65-yard run (Gutierrez kick) 11:14

NW - Kuhbänder 33-yard field goal 6:21

SECOND QUARTER

UNLV - C. Williams 37-yard run (Gutierrez kick) 10:56

NW - Kuhbänder 30-yard field goal 6:01
NW - Kuhbänder 44-yard field goal 1:19

THIRD QUARTER

NW - Jefferson 50-yard pass from Johnson (Kuhbänder kick) 5:58

FOURTH QUARTER

NW - Anderson 7-yard run (Kuhbänder kick) 1:30

	UNLV	NW
First Downs	17	26
Rushes-Yards	36-210	50-276
Passing Yards	120	165
Passes C-A-I	16-26-1	12-25-1
Total Offense (Plays-Yds)	62-330	75-441
Fumble Returns-Yards	0-0	0-0
Punt Returns-Yards	2-7	2-17
Kickoff Returns-Yards	7-136	1-22
Interception-Yards	1-0	1-7
Punts (Number-Avg)	5-46.2	4-35.0
Fumbles-Lost	3-2	1-0
Penalties-Yards	5-65	8-78
Possession Time	27:22	32:38
Sacks-Yards	1-7	5-19

RUSHING: UNLV-C. Williams 16-144; Rogers 14-57; T. Collins 5-10; D. Williams 1(-1). NW-Anderson 26-141; Brown 9-79; Johnson 11-55; Moten IV 2-3; Team 2(-2).

PASSING: UNLV-Rogers 16-26-1-120. NW-Johnson 12-25-1-165.

RECEIVING: UNLV-Grimes 4-27; T. Collins 4-21; Bean 2-27; C. Williams 2-15; Jenkins 1-16; Stevenson 1-13; Fauolo 1-6; Jackson 1(-5). NW-Skowronek 4-57; Jefferson 2-61; McGowan 2-31; Washington 2-9; Holman 1-4; Moten IV 1-3.

INTERCEPTIONS: UNLV-White 1-0. NW-Fisher 1-7.

FUMBLES: UNLV-Rogers 2-1; Jackson 1-1. NW-Fisher 1-0.

SACKS: UNLV-Flowers 1-0. NW-Brown IV 1-1; Gaziano 1-1; A. Miller 0-1; S. Miller 0-1; Spivak 0-1; Bergin 0-1.

TACKLES: UNLV-Hester 10; R. Jackson 11; Flowers 8; White 6; Austria 8; Uasike 4; Tejchman 3; Francis 4; Plummer 2; Lewis 2; Viramontes 3; McCoy 2; Malakius 2; Ezinwa 1; Gibbs 1; Windmon 1; Fauolo 1; Woods Jr. 1; Dehdashtian 1; Neal 1. NW-Gaziano 9; C. Bergin 10; Fisher 7; Whillock 7; Pace 5; Gallagher 6; Campbell 4; S. Miller 4; Newsome 4; Chiao Khiao 4; Brown IV 4; Jackson 3; A. Miller 3; J. Bergin 2; Hampton 1; Williams 1; Gallagher 1; Niro 1; Spivak 1.

REBEL NOTES

-UNLV made just its second trip to Evanston (1998) and fell to 0-3 all-time vs. the Wildcats and 2-16 vs. teams that currently make up the Big Ten Conference
-UNLV quarterback **Armani Rogers** completed 16 of 26 attempts for 120 yards to eight different receivers but was sacked five times

-With his 57 net yards rushing, **Rogers** became UNLV's career leader for rushing yards by a quarterback. He broke **Jason Thomas'** record of 1,528 set in 2000-02

-UNLV finally got its first interception of the season when **Javin White** snagged one in the end zone in the first half. It was the senior's seventh career pick after leading the team with four in 2018



WYOMING



**17
53**

GAME 4

War Memorial Stadium • Laramie, Wyoming
Sept. 28, 2019 • Att. 23,029



REBELS DROP CONFERENCE DEBUT AT WYOMING

LARAMIE, Wyo. (UNLVRebels.com) -- UNLV football (1-3/0-1) scored on its first two drives to take a 10-7 lead before Wyoming (4-1/1-0) reeled off 33 straight points en route to a 53-17 win before a big crowd at War Memorial Stadium.

Rebel quarterback **Armani Rogers** was sharp early, completing five of his first seven attempts, including hitting tight end **Gio Fauolo** on fourth-and-one for what went for a 54-yard touchdown. That followed a 40-yard field goal by **Daniel Gutierrez** on the opening drive.

The game took a severe turn when **Charles Williams**, who came in ranked second in the nation in rushing yards per game, took a helmet to the knee in the second quarter and was knocked out for the night after gaining just 17 yards on five carries.

Rogers was eventually shaken up himself and redshirt freshman **Kenyon Oblad** played the entire second half, finishing with a game-high 176 yards passing and his team's second touchdown on a one-yard rush in the fourth quarter.

The Rebels were led defensively by safety **Evan Austrie** who had nine total tackles and an apparent interception that was taken away after an official review ruled him out of bounds.

STAT OF THE GAME: Wyoming outrushed UNLV 374 to 77.

REBEL OF THE GAME: Junior tight end **Gio Fauolo** had a career-high 83 yards on four catches, including his third career touchdown. His previous high was 53 yards in 2018's win over UNR.

UNLV	10	0	0	7	--	17
UW	7	26	0	20	--	53

FIRST QUARTER

UNLV - Gutierrez 40-yard field goal 9:03
UW - Valladay 7-yard run (Rothe kick) 4:50
UNLV - Fauolo 54-yard pass from Rogers (Gutierrez kick) 1:09

SECOND QUARTER

UW - Chambers 17-yard run (Rothe kick failed) 14:18
UW - Harshman 56-yard pass from Chambers (Rothe Kick) 10:36
UW - Rothe 41-yard field goal 3:53
UW - Rothe 21-yard field goal 2:08
UW - Marcotte 20-yard pass from Chambers (Rothe kick) 1:04

FOURTH QUARTER

UW - Chambers 5-yard run (Rothe kick) 14:49
UNLV - Oblad 1-yard run (Gutierrez kick) 10:24
UW - Swen 44-yard run (Rothe kick failed) 9:44
UW - Valladay 4-yard run (Rothe kick) 9:26

	UNLV	UW
First Downs	19	18
Rushes-Yards	33-77	48-374
Passing Yards	263	124
Passes C-A-I	22-44-3	5-12-0
Total Offense (Plays-Yds)	77-340	60-498
Fumble Returns-Yards	0-0	0-0
Punt Returns-Yards	3(-6)	6-92
Kickoff Returns-Yards	1-12	1-1
Interception-Yards	0-0	3-51
Punts (Number-Avg)	8-43.5	5-41.2
Fumbles-Lost	1-0	2-0
Penalties-Yards	8-62	4-40
Possession Time	30:09	29:51
Sacks-Yards	0-0	2-18

RUSHING: UNLV-D. Williams 11-30; Rogers 8-29; C. Williams 5-17; T. Collins 1-8; Neal 2-2; Jackson 1(-4); Oblad 5(-5). UW-Swen 14-136; Chambers 12-102; Brenton 7-82; Valladay 13-58; Team 2(-4).

PASSING: UNLV-Oblad 16-31-2-176; Rogers 6-13-1-87. UW-Chambers 5-12-0-124.

RECEIVING: UNLV-Grimes 6-66; Fauolo 4-83; Jenkins 3-35; Bean 2-37; Woods Jr. 2-20; D. Williams 2-11; Reese 1-6; Jackson 1-4; Gasser 1-1. UW-Conway 2-48; Harshman 1-56; Marcotte 1-20; Swen 1-0.

INTERCEPTIONS: UNLV-None. UW- Maluia 1-30; Wilson 1-21; Weber 1-0.

FUMBLES: UNLV-Oblad 1-0. UW-Swen 1-0; Conway 1-0.

SACKS: UNLV-None. UW-Wells 2-0.

TACKLES: UNLV-Austrie 9; Hester 9; White 6; Dehdashtian 6; Viramontes 5; R. Jackson 4; Gibbs 4; Salu 3; B. Jackson 2; Johns 2; Uasike 2; McCoy 2; Plummer 1; Goosen 1; Flowers 1; Windmon 1; Rogers 1; Francis 1; T. Jackson 1; Malakius 1; Lewis 1; Ezinwa 1. UW-Halliburton 11; Murry 6; Byrd 6; Muma 5; Hearn 5; Wilson 4; Wells 4; Crall 3; Godbout 3; Blankenbaker 3; Jones 2; Weber 2; Maluia 2; Jackson 2; Eberhardt 1; Murray 1; Wisdorf 1; Williams 1; Moore 1; Harrington 1.

REBEL NOTES

-The Rebels actually finished with more first downs – 19-18 – but lost the turnover battle to the Pokes, 3-0
-With **Charles Williams** and **Armani Rogers** sidelined, JC transfer **Darran Williams** led UNLV in rushing with 30 net yards on 11 carries
-UNLV returned to Laramie for the first time since 2015

-The Cowboys took a 13-11 lead in the all-time series with what was their biggest margin of victory vs. the Rebels
-With his 29 net yards rushing, **Rogers** moved into 10th place in Mountain West history for a quarterback. He now has 1,549
-UNLV came in having won its MW opener in three of head coach **Tony Sanchez's** first four seasons

2019 UNLV FOOTBALL



NO. 15 BOISE ST. **38**
UNLV **13**



GAME 5

Sam Boyd Stadium • Las Vegas
Oct. 5, 2019 • Att. 24,681



REBELS DROP MW HOME OPENER TO NO. 15 BOISE STATE

LAS VEGAS (UNLVRebels.com) - UNLV football (1-4/0-2) returned home for the first time in nearly a month but fell 38-13 to No. 16/15 Boise State (5-0/2-0) at Sam Boyd Stadium.

Redshirt freshman quarterback **Kenyon Oblad** out of Henderson's Liberty High School made his first collegiate start as regular starter **Armani Rogers** continues to

rebound from being knocked out of last week's game at Wyoming. **Oblad**, who graduated as the state's all-time leader in passing yards, threw two touchdown passes as part of his 262-yard night but was sacked five times and threw one interception.

The Broncos led 7-0 after the first quarter. The Rebels finally got on the board in the third when **Oblad** found **Mekhi Stevenson** from 11 yards out for the receiver's fourth career score as a Rebel.

Senior **Darren Woods Jr.** led the Rebels with 93 yards on five catches, including a 12-yard touchdown that was his first of the season but seventh of his career. Safety **Greg Francis**, out of Las Vegas' Bishop Gorman High School, led all tacklers with a career-high 10 takedowns.

STAT OF THE GAME: Oblad's 55 pass attempts (24 completions) were the fifth-most in UNLV history. The school record of 61 was set by fellow redshirt freshman **Jon Denton** vs. San Jose State in 1996.

REBEL OF THE GAME: Punter Hayes Hicken was a busy man against the Broncos. The senior punted a career-high 10 times for an average of 43.7 yards per attempt, including four that went at least 50 yards.

BOISE ST	7	10	7	14	--	38
UNLV	0	0	7	6	--	13

FIRST QUARTER

BSU - Collingham 2-yard pass from Bachmeier (Sachse kick) 11:33

SECOND QUARTER

BSU - Hightower 76-yard pass from Bachmeier (Sachse kick) 13:38

BSU - Velazquez 52-yard field goal 0:00

THIRD QUARTER

BSU - Butler 23-yard run (Velazquez kick) 6:40

UNLV - Stevenson 11-yard pass from Oblad 2:33

FOURTH QUARTER

BSU - Shakir 24-yard pass from Cord (Sachse kick) 5:31

UNLV - Woods Jr. 12-yard pass from Oblad (Gutierrez kick failed) 1:23

BSU - Van Buren 6-yard run (Sachse kick) 0:05

	BSU	UNLV
First Downs	21	22
Rushes-Yards	28-182	31-69
Passing Yards	325	262
Passes C-A-I	22-36-0	24-55-1
Total Offense (Plays-Yds)	64-507	86-331
Fumble Returns-Yards	0-0	0-0
Punt Returns-Yards	8-58	2-0
Kickoff Returns-Yards	3-73	1-12
Interception-Yards	1-0	0-0
Punts (Number-Avg)	8-42.9	10-43.7
Fumbles-Lost	1-1	3-0
Penalties-Yards	10-130	5-55
Possession Time	25:21	34:39
Sacks-Yards	5-31	1-6

RUSHING: BSU-Holani 9-80; Hightower 2-51; Butler 1-23; Mahone 9-13; Bachmeier 4-9; Van Buren 3-6. UNLV-C. Williams 11-57; Magyar 10-43; Jenkins 1-7; Gasser 1(-5); Oblad 8(-33).

PASSING: BSU-Bachmeier 19-30-0-299; Cord 2-5-0-20; Henderson 1-1-0-6. UNLV-Oblad 24-55-1-262.

RECEIVING: BSU-Shakir 7-111; Hightower 4-105; Butler 3-49; Mahone 2-20; Thomas 2-19; Evans 1-14; Bates 1-9; Collingham 1-2; Holani 1(-4). UNLV-Woods Jr. 5-93; Grimes 5-57; Fauolo 3-32; Stevenson 3-12; Jenkins 2-36; Magyar 2-13; Gasser 2-6; Ballard 1-8; Bean 1-5.

INTERCEPTIONS: BSU-Nawahine 1-0. UNLV-None.

FUMBLES: BSU-Mahone 1-1. UNLV-Oblad 1-0; Magyar 1-0; Grimes 1-0.

SACKS: BSU-Weaver 3-0; Lui 1-0; Kaniho 1-0. UNLV-McCoy 1-0.

TACKLES: BSU-Nawahine 7; Whippey 7; Wickersham 7; Weaver 6; Walker 6; Kaniho 5; Lui 5; Williams 3; Jones 3; Moa 3; Cantrell 2; Reed 2; Tyler 2; Washington 2; Watson 2; Igiehon 2; Buffalo 1; LeBeauf 1; Hatada 1; Locher 1; Freeborn 1. UNLV-Francis 10; Hester II 8; White 8; R. Jackson 7; Austrie 6; Plummer 5; Viramontes 4; Ezinwa 3; Dehdashtian 3; Flowers 2; Alexander 2; T. Jackson 2; Fauolo 1; McCoy 1; B. Jackson 1; Windmon 1; Johns 1; Neal 1; Tuitasi 1; Gibbs 1; Beaudry 1; Ajake 1.

REBEL NOTES

- The crowd of 24,681 marked the biggest for a UNLV home game since 31,262 saw No. 13 UCLA come to town on Sept. 12, 2015

- UNLV forced Boise State to punt eight times, which doubled the Broncos' previous high for a game this season (four at Florida State in the season opener)

- Boise State won its sixth straight vs. UNLV and improved its record in the series to 8-3. The Rebels last won against the Broncos in 1976

- UNLV fell to 13-14 all-time vs. teams from the state of Idaho

- The Broncos were the highest-ranked team to play the Rebels in Las Vegas since No. 13 UCLA in 2015

- Running back **Chad Magyar** made his season debut after missing the first four games because of personal reasons. He caught two passes for 13 yards and rushed 10 times for a net of 43 yards

- Quarterback **Armani Rogers** missed a game because of injury for the third straight season (two in 2017 and six in 2018)



UNLV
VANDERBILT



34
10

GAME 6

Vanderbilt Stadium • Nashville, Tennessee
Oct. 12, 2019 • Att. 20,048



REBELS DOMINATE IN SEC COUNTRY IN WIN AT VANDERBILT

NASHVILLE (UNLVRebels.com) - UNLV football (2-4) snapped a four-game losing skid with a dominating 34-10 win at Vanderbilt (1-5) to earn its first road victory at an SEC school and first over any Power Five conference foe since 2008.

Redshirt freshman quarterback **Kenyon Oblad** coolly led the Rebels to a 24-10 halftime lead and then a smothering UNLV defense did the rest, shutting out the

Commodores in the second half. **Oblad**, making his second collegiate start, completed 11 of 16 attempts for 172 yards and two touchdowns while running back **Chad Magyar** netted 116 yards on 22 carries, including a score. Featured back **Charles Williams** picked up 69 tough-nosed yards and had an eight-yard scamper to the end zone that got his team on the board.

Defensively, UNLV was led by a pair of senior linebackers. Grad transfer **Rayshad Jackson** finished with nine tackles while **Javin White** had seven, including 2.5 TFL and an interception he returned 44 yards to set up a field goal.

STAT OF THE GAME: UNLV won the first-down battle 22-12.

REBEL OF THE GAME: The UNLV offensive line did not allow a quarterback sack and led the way to 206 rushing yards from multiple runners to allow the Rebels to control nearly the entire game, including winning the time of possession battle 37:27 to 22:33.

UNLV	7	17	0	10	--	34
VANDY	7	3	0	0	--	10

FIRST QUARTER

VU - Vaughn 4-yard run (Guay kick) 12:10

UNLV - C. Williams 5-yard run (Gutierrez kick) 5:45

SECOND QUARTER

UNLV - Gutierrez 44-yard field goal 14:52

UNLV - Grimes 63-yard pass from Oblad (Gutierrez kick) 12:05

VU - Guay 48-yard field goal (9:28)

UNLV - Bean 5-yard pass from Oblad (Gutierrez kick) 3:39

FOURTH QUARTER

UNLV - Gutierrez 29-yard field goal 14:56

UNLV - Magyar 14-yard run (Gutierrez kick) 10:44

	UNLV	VU
First Downs	21	12
Rushes-Yards	53-206	22-166
Passing Yards	172	140
Passes C-A-I	11-16-0	16-41-1
Total Offense (Plays-Yds)	69-378	63-306
Fumble Returns-Yards	1-25	0-0
Punt Returns-Yards	0-0	1-14
Kickoff Returns-Yards	1-21	6-139
Interception-Yards	1-44	0-0
Punts (Number-Avg)	2-37.5	2-29.0
Fumbles-Lost	1-1	1-1
Penalties-Yards	3-25	3-38
Possession Time	37:27	22:33
Sacks-Yards	1-2	0-0

RUSHING: UNLV-Magyar 22-116; C. Williams 24-69; T. Collins 2-18; Oblad 3-7; Team 2(-4). VU-Vaughn 15-140; Brooks 2-16; Shelton-Mosley 1-8; Neal 3-2; Wallace 1-0.

PASSING: UNLV-Oblad 11-16-0-172. VU-Neal 11-25-1-104; Wallace 6-16-0-36.

RECEIVING: UNLV-Bean 4-45; Grimes 3-76; Jenkins 3-37; J. Neal 1-14. VU-Bostic 4-36; Brooks 3-4; Pinkney 2-16; Pierce 2-9; Johnson 2-8; Vaughn 1-53; Winrow 1-9; Shelton-Mosley 1-5.

INTERCEPTIONS: UNLV-White 1-44. VU-None.

FUMBLES: UNLV-Oblad 1-1. VU-Neal 1-1.

SACKS: UNLV-R. Jackson 0-1; White 0-1. VU-None.

TACKLES: UNLV-R. Jackson 9; White 7; Austrie 6; Flowers 5; Plummer 5; Francis 4; Viramontes 3; J. Neal 3; Gibbs 2; Hester II 2; Johns 1; Graves 1; Uasike 1; Godfrey 1; Windmon 1; Ezinwa 1. VU-Moore 12; Harris 9; Tidd 7; Afemui 7; Mintze 6; Jenkins 5; Odeyngbo 5; McAllister 4; Hebert 3; DeVault-Smith 3; Birchmeier 2; Watkins 2; Paulino-Bell 2; George 2; Reitmaier 2; Davis 2; Haynie 1; Brooks 1; Anderson 1; Cochran 1; Hamilton 1; Orji 1; Mahoney 1.

REBEL NOTES

- Vanderbilt will return the game by playing in Las Vegas in 2023

- UNLV played an SEC team for the first time since traveling to Tennessee in 2004

- The Rebels improved to 2-4 all-time vs. the SEC with their first win over the league since downing Arkansas in the 2000 Las Vegas Bowl

- **Javin White** hauled in his second interception of the season and the eighth of his career

- Kicker **Daniel Gutierrez** shined on special teams, nailing a career-long 44-yard field goal as part of 10-point afternoon

- **Oblad** threw two touchdowns for the second straight game

- The 10 points were the least scored by any UNLV opponent since an 80-8 win over Idaho State in 2015

- The 10 points were the least scored by a UNLV opponent in a game played away from Las Vegas since the Rebs stunned Wisconsin 23-5 in 2003



UNLV

FRESNO STATE



GAME 7

Bulldog Stadium • Fresno, California
Oct. 18, 2019 • Att. 26,256



REBELS TURN GAME OVER TO FRESNO STATE IN FRIDAY LOSS

FRESNO, Calif. (UNLVRebels.com) - UNLV football (2-5/0-3) lost 56-27 at Bulldog Stadium as Fresno State (3-3/1-1) took advantage of a stunning amount of Rebel turnovers to win going away.

Redshirt freshman quarterback **Kenyon Oblad** threw for a career-high three touchdowns but also a career-high three interceptions while the UNLV defense, after early success, could not prevent a slew of big plays by the Bulldog offense. The Rebels also lost a pair of fumbles.

UNLV 3 14 3 7 - 27
FRESNO ST. 7 21 7 21 - 56

FIRST QUARTER

UNLV - Gutierrez 22-yard field goal 11:17
FS - Rivers 7-yard run (Silva kick) 5:19

SECOND QUARTER

UNLV - Grimes 12-yard pass from Oblad (Gutierrez kick) 13:51
FS - Hokit 1-yard run (Silva kick) 13:19
FS - Rivers 11-yard run (Silva kicks) 4:33
UNLV - Bean 60-yard pass from Oblad (Gutierrez kick) 1:44
FS - Reyna 3-yard run (Silva kick) 0:41

THIRD QUARTER

UNLV - Gutierrez 22-yard field goal 9:03
FS - Rice 18-yard fumble recovery (Silva kick) 3:49

FOURTH QUARTER

FS - Rice 12-yard pass from Reyna (Silva kick) 12:19
FS - Hokit 1-yard run (Silva kick) 11:50
FS - Hokit 6-yard run (Silva kick) 9:58
UNLV - Grimes 12-yard pass from Oblad (Gutierrez kick) 5:16

	UNLV	FS
First Downs	21	21
Rushes-Yards	40-157	36-260
Passing Yards	257	229
Passes C-A-I	16-34-3	16-23-0
Total Offense (Plays-Yds)	74-414	59-489
Fumble Returns-Yards	0-0	1-18
Punt Returns-Yards	1-0	1-19
Kickoff Returns-Yards	7-162	4-81
Interception-Yards	0-0	3-57
Punts (Number-Avg)	3-37.7	2-44.0
Fumbles-Lost	2-2	1-0
Penalties-Yards	7-51	5-40
Possession Time	32:16	27:44
Sacks-Yards	0-0	0-0

RUSHING: UNLV-C. Williams 25-82; Magyar 10-44; Collins 1-23; Oblad 3-14; Flowers 1-(-6).
FS-Cropper 2-91; Rivers 14-51; Reyna 4-47; Hokit 7-33; Johnson 4-26; Woodriddle 1-8; Carroll 3-5; Team 1-(-1).

PASSING: UNLV-Oblad 16-34-3-257. FS-Reyna 16-23-0-229.

RECEIVING: UNLV-Grimes 4-45; Woods Jr. 3-41; Bean 2-105; Jenkins 2-25; C. Williams 2-25; Stevenson 2-8; T. Collins 1-8.
FS-Wheatfall 4-86; Pope 4-31; Grim 2-60; Rivers 2-6; Sutton 1-25; Rice 1-12; Brooks 1-7; Edwards 1-2.

INTERCEPTIONS: UNLV-None. FS- Hokit 1-0.

FUMBLES: UNLV-C. Williams 1-1; Magyar 1-1. FS-Hokit 1-0.

SACKS: UNLV-None. FS-None.

TACKLES: UNLV-Flowers 8; R. Jackson 5; Austria 5; White 4; Gibbs 4; Plummer 4; Salu 4; Hester II 3; Uasike 3; Francis 3; Godfrey 2; Viramontes 2; Ajiake 1; Alexander 1; Walsh 1; Johns 1; C. Williams 1; Oblad 1; Magyar 1; McCoy 1; Windmon 1. FS-Rice 10; Walker 9; Hughes 7; Mosby 7; Free 6; Bryant 4; Bailey 3; Iakopo 3; Johnson 2; Jordan 2; Atkins 2; Coleman 2; Perry 1; Kelly 1; Langley 1; Hicks 1; McCoy 1; Cruz 1.

THE TURNING POINT: After Fresno State lost momentum by missing a 20-yard field goal attempt with four minutes left in the third quarter, **Charles Williams** on the very next play and the Bulldogs scooped and scored to take a 35-20 lead. It marked the first fumble returned for a TD by a UNLV opponent since Howard did it on Sept. 2, 2017. Fresno State outscored UNLV 28-0 after the lost fumble.

STAT OF THE GAME: UNLV failed to force a turnover for the third time this season and lost the turnover battle by an eye-popping 5-0 margin as the Bulldogs scored 28 points off turnovers. The Rebels' previous six opponents this season combined for only 31 total points off turnovers.

REBEL OF THE GAME: Sophomore **Noah Bean** became the first UNLV player this season to post at least 100 yards receiving in a game (and first overall since **Darren Woods** had exactly 100 vs. San Diego State on Nov. 10, 2018). **Bean** also became the first UNLV tight end to reach 100 yards receiving in a game since **Greg Estandia** had 120 on 10 catches vs. Utah in 2005. **Bean** only needed the first half to do it as he had 105 yards on just two catches at the break.

REBEL NOTES

- Each side finished with 21 total first downs
- UNLV fell to 8-7-1 all-time in games played on Friday
- **Kenyon Oblad's** three touchdown passes meant the freshman has hit for at least two in three consecutive games
- **Randal Grimes** had two 12-yard touchdown receptions, which gave him a team-leading four scores through the air this season
- **Daniel Gutierrez** made both of his field goal attempts to push his streak to five straight
- UNLV has not won away games in back-to-back weeks since 2000 when it traveled to San Diego State on Nov. 25 (W, 31-24) and Hawaii (W, 34-32) on Dec. 2
- Fresno State RB **Jalen Cropper's** 82-yard scamper was the longest allowed by UNLV since **Tyler Ervin** of SJSU went 83 yards on Oct. 4, 2014
- Fresno State missed three field goal attempts in the game (46, 50 and 20)
- Fresno native **Charles Williams**, playing in his hometown for the first time as a Rebel, finished with 107 all-purpose yards, including 82 rushing yards on 25 attempts



REBEL DEPTH CHART

Vs. SDSU

REBEL OFFENSE

POS	NO	GP-GS	NAME (HGT, WGT, YR-EXP)
LT	71	7-7	Justice Oluwaseun (6-3, 325, SO-1L)
	73	7-4	Ashton Morgan (6-5, 305, SO-1L)
LG	72	6-6	Matt Brayton (6-3, 310, JR-1L) -OR-
	75	2-1	Jaron Caldwell (6-4, 335, SR-3L)
C	70	7-7	Sid Acosta (6-1, 300, SR-1L)
	67	1-0	Jackson Reynolds (6-0, 275, SO-1L)
RG	74	4-3	Julio Garcia II (6-3, 320, JR-2L)
	61	0-0	Ryan Tantum (6-4, 315, JR-2L)
RT	78	7-7	Justin Polu (6-4, 325, SR-3L)
	75	2-1	Jaron Caldwell (6-4, 335, SR-3L)
TE	45	7-6	Giovanni Fauolo (6-2, 250, JR-2L)
	11	7-3	Noah Bean (6-2, 245, SO-1L)
	88	5-0	Shelton Zeon III (6-4, 225, FR-RS)
WR(X)	4	7-4	Randal Grimes (6-4, 205, SO-TR)
	81	2-0	Andre Collins Jr. (6-4, 215, JR-2L)
WR(A)	10	7-7	Darren Woods Jr. (6-0, 215, SR-3L)
	2	7-5	Mekhi Stevenson (6-0, 180, SO-1L)
	82	6-0	Jacob Gasser (6-0, 180, JR-TR)
WR(Z)	9	6-4	Tyleek Collins (5-9, 170, SO-1L)
	84	7-0	Steve Jenkins (5-11, 165, FR-HS)
QB	7	6-3	Kenyon Oblad (6-3, 190, FR-RS)
	6	0-0	Max Gilliam (6-3, 200, JR-1L) -OR-
	1	4-4	Armani Rogers (6-5, 225, JR-2L)
RB	8	7-7	Charles Williams (5-9, 190, JR-2L)
	36	3-0	Chad Magyar (6-2, 215, SO-1L)
	34	4-0	Darran Williams (5-11, 200, JR-TR)
(FB)	41	7-1	Jamaal Neal (6-1, 260, SO-1L)
	39	7-0	Daniel Godfrey (5-8, 235, JR-2L)

REBEL DEFENSE

POS	NO	GP-GS	NAME (HGT, WGT, YR-EXP)
DE	91	7-3	Nate Neal (6-3, 240, JR-2L)
	95	6-0	Jalen Graves (6-0, 265, SO-1L)
DT	93	7-3	Dominion Ezinwa (6-4, 300, SR-1L)
	99	3-0	Chris Manoa (6-0, 335, SO-1L)
NT	94	7-7	Kolo Uasike (6-0, 305, JR-2L)
	96	7-0	Montrice Johns (6-3, 325, SR-1L)
BUCK	25	6-6	Gabe McCoy (6-2, 220, SR-3L)
	35	7-1	Jacoby Windmon (6-2, 215, FR-HS)
SAM	16	7-7	Javin White (6-3, 205, SR-3L)
	22	7-1	Demitrius Gibbs (6-4, 205, SR-2L)
MIKE	53	7-6	Farrell Hester II (6-1, 240, JR-2L)
	10	7-1	Vic Viramontes (6-2, 230, JR-TR)
WILL	6	7-7	Rayshad Jackson (6-0, 235, SR-TR)
	43	7-0	Malakai Salu (6-0, 230, FR-RS)
LC	7	7-7	Jericho Flowers (5-10, 180, SR-3L)
	28	7-0	Aaron Lewis (5-9, 185, JR-TR)
SS	17	7-7	Evan Austrie (6-0, 210, SR-3L)
	24	7-1	Bryce Jackson (5-9, 190, SO-1L)
FS	22	7-1	Demitrius Gibbs (6-4, 205, SR-2L)
	23	7-3	Greg Francis (6-2, 195, JR-2L)
RC	14	7-7	Myles Plummer (6-1, 185, SR-1L)
	28	7-0	Aaron Lewis (5-9, 185, JR-TR)

REBEL SPECIALISTS

PK	32	7-7	Daniel Gutierrez (5-10, 215, JR-2L)	KR	9	Tyleek Collins (5-9, 170, SO-1L)
P	19	7-7	Hayes Hicken (5-11, 185, SR-1L)		33	Tyree Jackson (5-8, 175, JR-1L)
LS	52	7-7	Rex Goossen (6-2, 185, JR-TR)	PR	82	Jacob Gasser (6-0, 180, JR-TR)
H	19	7-7	Hayes Hicken (5-11, 185, SR-1L)		33	Tyree Jackson (5-8, 175, JR-1L)





2019 UNLV FOOTBALL

NAME	GP	GS	SU	ASU	NW	WYO	BSU	VAND	FS
1 Amari Rogers	4	4	QB	QB	QB	QB			
2 Mekhi Stevenson	7	5	WR	WR	WR	X	WR	X	WR
3 Drew Tejchman	3	3	FS	FS	FS				
4 Alex Perry									
4 Randal Grimes	7	4	X	X	WR	WR	X	WR	WR
5 Phillip Hill	1	0	X						
6 Rayshad Jackson	7	7	WLB	WLB	WLB	WLB	WLB	WLB	WLB
6 Max Gilliam									
7 Jericho Flowers	7	7	CB	CB	CB	CB	CB	CB	CB
7 Kenyon Ohlad	6	3	X	X	X	QB	QB	QB	QB
8 Charles Williams	7	7	RB	RB	RB	RB	RB	RB	RB
9 Tyeek Collins	6	4	WR	WR	WR	WR	X	X	X
10 Darren Woods Jr.	7	6	WR	WR	WR	WR	WR	WR	X
10 Vic Vranontes	7	1	X	X	MLB	X	X	X	X
11 Noah Bean	7	3	X	X	X	TE	TE	TE	TE
13 Tariq Hollandsworth									
14 Travis Mumphy									
14 Myles Plummer	7	7	CB	CB	CB	CB	CB	CB	CB
15 Soli Alalava	2	0			X				X
15 Marckell Grayson									
16 Javin White	7	7	SLB	SLB	SLB	FS	SLB	SLB	SLB
17 Evan Austrie	7	7	SS	SS	SS	SS	SS	SS	SS
18 Jeremy Clark	1	0	X						
19 Hayes Hicken	7	7	P	P	P	P	P	P	P
20 Tavei Tutasi									
21 Janel Hamm	2	0	X		X				
22 Derritrious Gibbs	7	1	X	X	LB	X	X	X	X
23 Greg Francis	7	3	X	X	X	FS	FS	FS	FS
24 Bryce Jackson	6	0	X	X	X	X	X	X	X
25 Gabe McCoy	6	6		BUCK	BUCK	BUCK	BUCK	BUCK	BUCK
26 Courtney Reese	2	0	X		X				
27 Austin Ajlake	7	7	X	X	X	X	X	X	X
28 Aaron Lewis	7	0	X	X	X	X	X	X	X
29 The Cairne*									
29 Biaggio Al Walsh	3	0			X		X	X	X
30 Austin Frasen									
31 Kyle Moses	3	0	X	X		X			
31 Avery Miguel									
32 Daniel Gutierrez	7	7	PK	PK	PK	PK	PK	PK	PK
33 Tyeae Jackson	7	0	X	X	X	X	X	X	X
33 Sir Oliver Everett									
34 Darran Williams	4	0	X	X	X	X	X	X	X
35 Jacoby Windmon	7	1	BUCK						
36 Chad Magyar	3	0							
37 Christian Milnor	6	0	X	X	X	X	X	X	X
38 Ben Cowan									
39 Daniel Godfrey	7	0	X	X	X	X	X	X	X
40 JD Alexander	7	0	X	X	X	X	X	X	X
41 Jamaal Neal	7	0	X	X	X	X	X	X	X
42 Naki Fahna	4	0	X	X	X	X	X	X	X
43 Malakai Salu	7	0	X	X	X	X	X	X	X
44 Kyle Beaudry	7	0	X	X	X	X	X	X	X

NAME	GP	GS	SU	ASU	NW	WYO	BSU	VAND	FS
45 Giovanni Faucio Sr.	7	6	TE	TE	X	TE	TE	TE	TE
47 Malcolm Johnson	1								X
48 Royce Danielson									
49 Tim Mosley	1	0	X						
50 Noah McGregor	1	0	X						
52 Rex Goossen	7	7	LS	LS	LS	LS	LS	LS	LS
53 Farrell Hester II	7	6	MLB	MLB	X	MLB	MLB	MLB	MLB
54 Jaylen Encarnacion									
55 Tavis Malakus	4	3	X	NT	NT	NT			
56 Evan Silva									
57 Nathan De Jager									
58 Seth Robinson									
59 Walker Hardan									
60 Amari Trigg-Wright	1	0	X						
61 Ryan Tatum	1	0	X						
62 Eliel Ehinare	1	0	X						
62 Nate Oishi	1	0	X						
63 Bryan Catchings	1	0	X						
64 Garrett Beckman									
66 Dylan Bryan									
67 Jackson Reynolds	1	0	X						
68 Eric Brown									
70 Sid Acosta	7	7	C	C	C	C	C	C	C
71 Justice Oluwaseun	7	7	RT	RT	RT	RT	LT	LT	LT
72 Matt Brayton	7	7	LG	LG	LG	LG	LG	LG	LG
73 Ashton Morgan	4	4	LT	LT	LT	LT			
74 Julio Garcia II	5	3	X	X	X	RG	RG	RG	RG
75 Jaron Caldwell	3	1	X		X		LG		
76 Michael Bray									
77 Jackson McCullough	3	0	X		X				
78 Justin Polu	7	7	RG	RG	RG	RG	RT	RT	RT
79 Left Fautanu									
80 Brandon Presley									
81 Andre Collins Jr.	3	0	X		X		X		X
82 Jacob Gasser	6	0	X	X	X	X	X		X
83 Malik Wesley									
84 Steve Jenkins	7	0	X	X	X	X	X		X
85 Patrick Ballard	5	0	X	X	X	X			
86 Marcus Phillips Jr.									
87 Adam Meyer									
88 Shelton Zeon III	6	0	X	X	X	X		X	
89 Tyler Yoder									
90 Jallil Briley	1	0	X						
91 Nate Neal	7	3	X	DE	X	X	DE	DE	DE
92 Rodney Jones	1	0	X						
93 Dominion Ezinwa	7	4	X	DT	X	X	DT	DT	DT
94 Kolo Uasike	7	6	DT	X	DT	DT	NT	NT	NT
95 Jalen Graves	5	0	X	X	X	X	X	X	X
96 Montrice Johns	7	0	X	X	X	X	X	X	X
97 Jamal Holloway	1	0	X						
98 Nick Dehdastian	5	5	DE	DE	DE	DE	DE	DE	X
99 Chris Manoa	4	0							

2019 UNLV FOOTBALL



2019 RESULTS (2-5, 0-3 MW)

Date	Opponent	W/L	Score	Attend
Aug. 31	SOUTHERN UTAH	W	56-23	17,421
Sept. 7	ARKANSAS STATE	L	17-43	18,742
Sept. 14	at Northwestern	L	14-30	37,714
Sept. 28	at Wyoming*	L	17-53	23,029
Oct. 5	BOISE STATE*	L	13-38	24,681
Oct. 12	at Vanderbilt	W	34-10	20,048
Oct. 18	at Fresno State*	L	27-56	26,256
Oct. 26	SAN DIEGO STATE*	7:30 p.m. PT		
Nov. 2	at Colorado State*	12:30 p.m. PT		
Nov. 16	HAWAII* (HC)	1:00 p.m. PT		
Nov. 23	SAN JOSE STATE*	1:00 p.m. PT		
Nov. 30	at UNR*	12:00 p.m. PT		

*Mountain West Game HC- Homecoming

Record	Overall	Home	Away	Neutral
All Games	2-5	1-2	1-3	0-0
Conference	0-3	0-1	0-2	0-0
Non-Conference	2-2	1-1	1-1	0-0

SCORE BY QUARTERS

	1st	2nd	3rd	4th	OT	Total
UNLV	34	69	38	37	0	178
Opponents	48	86	31	88	0	253

ATTENDANCE (AVG)

Total:	7/23,984	167,891
Home:	3/20,281	60,844
Away:	4/26,762	107,047
Neutral:	0/0	

UNLV TEAM STATISTICS

Team Statistics	UNLV	OPP
SCORING	178	253
Points Per Game	25.4	36.1
Points Off Turnovers	24	59
FIRST DOWNS	141	139
Rushing	70	62
Passing	58	64
Penalty	13	13
RUSHING YARDAGE	1238	1518
Yards gained rushing	1411	1622
Yards lost rushing	173	104
Rushing Attempts	280	265
Average Per Rush	4.4	5.7
Average Per Game	176.9	216.9
TDs Rushing	13	19
PASSING YARDAGE	1389	1562
Comp-Att-Int	118-229-9	118-216-2
Average Per Pass	6.1	7.2
Average Per Catch	11.8	13.2
Average Per Game	198.4	223.1
TDs Passing	10	11
TOTAL OFFENSE	2627	3080
Total Plays	509	481
Average Per Play	5.2	6.4
Average Per Game	375.3	440.0
KICK RETURNS: #-Yards	22-396	22-434
PUNT RETURNS: #-Yards	13-20	25-287
INT RETURNS: #-Yards	2-44	9-150
KICK RETURN AVERAGE	18.0	19.7
PUNT RETURN AVERAGE	1.5	11.5
INT RETURN AVERAGE	22.0	16.7
FUMBLES-LOST	11-6	8-3
PENALTIES-Yards	32-283	38-394
Average Per Game	40.4	56.3
PUNTS-Yards	41-1766	34-1387
Average Per Punt	43.1	40.8
Net punt average	34.6	38.4
KICKOFFS-Yards	36-2021	48-2845
Average Per Kick	56.1	59.3
Net kick average	36.4	39.6
TIME OF POSSESSION/Game	31:37	28:23
3RD-DOWN Conversions	30/103	37/100
3rd-Down Pct	29%	37%
4TH-DOWN Conversions	10/21	3/13
4th-Down Pct	48%	23%
SACKS BY-Yards	7-43	18-108
MISC YARDS	0	0
TOUCHDOWNS SCORED	23	32
FIELD GOALS-ATTEMPTS	6-7	10-15
ON-SIDE KICKS	0-1	0-0
RED-ZONE SCORES	(19-22) 86%	(27-31) 87%
RED-ZONE TOUCHDOWNS	(15-22) 68%	(22-31) 71%
PAT-ATTEMPTS	(22-23) 96%	(29-32) 91%

2019 UNLV FOOTBALL

INDIVIDUAL STATISTICS

Rushing	g	att	gain	loss	net	avg	td	lg	avg/g
WILLIAMS, C.	7	115	692	12	680	5.9	7	78	97.1
ROGERS, Armani	4	50	263	59	204	4.1	2	66	51.0
MAGYAR, Chad	3	42	205	2	203	4.8	1	26	67.7
WILLIAMS, D.	4	25	94	15	79	3.2	1	15	19.8
COLLINS, Tyleek	6	10	62	4	58	5.8	0	23	9.7
JACKSON, T.	7	6	26	4	22	3.7	0	8	3.1
REESE, Courtney	2	5	20	5	15	3.0	1	11	7.5
JENKINS, Steve	7	1	7	0	7	7.0	0	7	1.0
NEAL, Jamaal	7	2	3	1	2	1.0	0	3	0.3
TEAM	4	2	0	4	-4	-2.0	0	0	-1.0
GASSER, Jacob	6	1	0	5	-5	-5.0	0	0	-0.8
FLOWERS, J.	7	1	0	6	-6	-6.0	0	0	-0.9
OBLAD, Kenyon	6	20	39	56	-17	-0.9	1	10	-2.8
Total	7	280	1411	173	1238	4.4	13	78	176.9
Opponents	7	265	1622	104	1518	5.7	19	82	216.9

Passing	g	effic	comp	att	in	pct	yds	td	lg	avg/g
OBLAD, Kenyon	6	116.71	77	150	6	51.3	996	8	63	166.0
ROGERS, Armani	4	94.45	41	79	3	51.9	393	2	54	98.2
Total	7	109.03	118	229	9	51.5	1389	10	63	198.4
Opponents	7	130.33	118	216	2	54.6	1562	11	76	223.1

Receiving	g	no.	yds	avg	td	lg	avg/g
GRIMES, Randal	7	26	353	13.6	4	63	50.4
JENKINS, Steve	7	16	226	14.1	0	49	32.3
BEAN, Noah	7	13	246	18.9	2	60	35.1
WOODS JR., D.	7	12	178	14.8	1	30	25.4
FAUOLO SR., Gio	7	12	154	12.8	1	54	22.0
STEVENSON, M.	7	10	73	7.3	2	18	10.4
COLLINS, Tyleek	6	7	32	4.6	0	9	5.3
WILLIAMS, C.	7	6	52	8.7	0	19	7.4
GASSER, Jacob	6	4	5	1.2	0	8	0.8
BALLARD, P.	5	3	21	7.0	0	8	4.2
MAGYAR, Chad	3	2	13	6.5	0	8	4.3
WILLIAMS, D.	4	2	11	5.5	0	7	2.8
JACKSON, T.	7	2	-1	-0.5	0	4	-0.1
NEAL, Jamaal	7	1	14	14.0	0	14	2.0
COLLINS JR., A.	1	1	6	6.0	0	6	6.0
REESE, Courtney	2	1	6	6.0	0	6	3.0
Total	7	118	1389	11.8	10	63	198.4
Opponents	7	118	1562	13.2	11	76	223.1

Punt Returns	no.	yds	avg	td	lg
GASSER, Jacob	13	20	1.5	0	10
Total	13	20	1.5	0	10
Opponents	25	287	11.5	0	21

Interceptions	no.	yds	avg	td	lg
WHITE, Javin	2	44	22.0	0	44
Total	2	44	22.0	0	44
Opponents	9	150	16.7	1	35

Kick Returns	no.	yds	avg	td	lg
COLLINS, Tyleek	12	265	22.1	0	31
WOODS JR., D.	3	45	15.0	0	20
JACKSON, T.	2	14	7.0	0	15
GASSER, Jacob	1	12	12.0	0	12
STEVENSON, M.	1	11	11.0	0	11
GODFREY, Daniel	1	8	8.0	0	8
GRIMES, Randal	1	23	23.0	0	23
REESE, Courtney	1	18	18.0	0	18
Total	22	396	18.0	0	31
Opponents	22	434	19.7	0	40

Fumble Returns	no.	yds	avg	td	lg
NEAL, Nate	1	25	25.0	0	25
Total	1	25	25.0	0	25
Opponents	1	18	18.0	1	18

All Purpose	g	rush	rcv	pr	kr	ir	total	avg/g
WILLIAMS, C	7	680	52	0	0	0	732	104.6
GRIMES, Ra	7	0	353	0	23	0	376	53.7
COLLINS, Ty	6	58	32	0	265	0	355	59.2
BEAN, Noah	7	0	246	0	0	0	246	35.1
JENKINS, St	7	7	226	0	0	0	233	33.3
WOODS JR.,	7	0	178	0	45	0	223	31.9
MAGYAR, C	3	203	13	0	0	0	216	72.0
ROGERS, Ar	4	204	0	0	0	0	204	51.0
FAUOLO SR.	7	0	154	0	0	0	154	22.0
WILLIAMS, D	4	79	11	0	0	0	90	22.5
STEVENSO	7	0	73	0	11	0	84	12.0
WHITE, Javi	7	0	0	0	0	44	44	6.3
REESE, Cour	2	15	6	0	18	0	39	19.5
JACKSON, T	7	22	-1	0	14	0	35	5.0
GASSER, Ja	6	-5	5	20	12	0	32	5.3
BALLARD, P.	5	0	21	0	0	0	21	4.2
NEAL, Jama	7	2	14	0	0	0	16	2.3
GODFREY,	7	0	0	0	8	0	8	1.1
COLLINS JR.	1	0	6	0	0	0	6	6.0
TEAM	4	-4	0	0	0	0	-4	-1.0
FLOWERS, J	7	-6	0	0	0	0	-6	-0.9
OBLAD, Ken	6	-17	0	0	0	0	-17	-2.8
Total	7	1238	1389	20	396	44	3087	441.0
Opponents	7	1518	1562	287	434	150	3951	564.4

Scoring	td	fg	PAT				dx	saf	pts
			kick	rush	rcv	pass			
WILLIAMS, C.	7	-	-	-	-	-	-	42	
GUTIERREZ, D.	-	6-7	22-23	-	-	-	-	40	
GRIMES, Randal	4	-	-	-	-	-	-	24	
BEAN, Noah	2	-	-	-	-	-	-	12	
STEVENSON, M.	2	-	-	-	-	-	-	12	
ROGERS, Armani	2	-	-	-	-	-	-	12	
FAUOLO SR., Gio	1	-	-	-	-	-	-	6	
MAGYAR, Chad	1	-	-	-	-	-	-	6	
WILLIAMS, D.	1	-	-	-	-	-	-	6	
REESE, Courtney	1	-	-	-	-	-	-	6	
OBLAD, Kenyon	1	-	-	-	-	-	-	6	
WOODS JR., D.	1	-	-	-	-	-	-	6	
Total	23	6-7	22-23	-	-	-	-	178	
Opponents	32	10-15	29-32	-	-	-	-	1253	

Total Offense	g	plays	rush	pass	total	avg/g
OBLAD, Kenyon	6	170	-17	996	979	163.2
WILLIAMS, C.	7	115	680	0	680	97.1
ROGERS, Armani	4	129	204	393	597	149.2
MAGYAR, Chad	3	42	203	0	203	67.7
WILLIAMS, D.	4	25	79	0	79	19.8
COLLINS, Tyleek	6	10	58	0	58	9.7
JACKSON, T.	7	6	22	0	22	3.1
REESE, Courtney	2	5	15	0	15	7.5
JENKINS, Steve	7	1	7	0	7	1.0
NEAL, Jamaal	7	2	2	0	2	0.3
TEAM	4	2	-4	0	-4	-1.0
GASSER, Jacob	6	1	-5	0	-5	-0.8
FLOWERS, J.	7	1	-6	0	-6	-0.9
Total	7	509	1238	1389	2627	375.3
Opponents	7	481	1518	1562	3080	440.0

Field Goals	fg	pct.	01-19	20-29	30-39	40-49	50-99	lg	blk
GUTIERREZ, D.	6-7	85.7	0-0	4-4	0-1	2-2	0-0	44	0

FG Sequence	UNLV	Opponents
Southern Utah	-	50
Arkansas State	(27)	(26),(38),(31)
Northwestern	38	(33),(30),(44)
Wyoming	(40)	(41),(21)
Boise State	-	(52)
Vanderbilt	(44),(29)	46,(48)
Fresno State	(22),(22)	46,50,20

Punting	no.	yds	avg	lg	tb	fc	i2050+	blk
HICKEN, Hayes	40	1734	43.4	71	3	6	6	11
TEAM	1	29	29.0	29	0	0	0	0
Total	41	1763	43.1	71	3	6	6	11
Opponents	34	1384	40.8	56	3	8	9	5

Kickoffs	no.	yds	avg	tb	ob	retn	net	ydln
GUTIERREZ, D.	35	1965	56.1	11	0	0	0	0
HICKEN, Hayes	1	58	58.0	0	0	0	0	0
Total	36	2025	56.1	11	0	0	0	0
Opponents	48	2845	59.3	22	118	0	39.6	25

Numbers in parentheses indicate field goal was made.

DEFENSIVE STATISTICS

#	Defensive Leaders	gp	Tackles				Sacks	Pass defense			Fumbles		blkd	
			ua	a	tot	tfl/yds		no-yds	int-yds	brup	qbh	rcv-yds	ff	kick
17	AUSTRIE, Evan	7	38	13	51	3.5-13	1.0-6	.	3
6	JACKSON, R.	7	33	16	49	4.0-16	1.0-5	.	4	3	.	2	.	.
53	HESTER II, F.	7	26	14	40	.	.	.	1
16	WHITE, Javin	7	29	10	39	7.5-22	0.5-1	2-44	3	1	.	2	.	.
7	FLOWERS, J.	7	24	9	33	2.0-10	1.0-7	.	8
23	FRANCIS, Greg	7	12	14	26	.	.	.	1
14	PLUMMER, Myles	7	21	3	24	2.5-4	.	.	3
18	VIRAMONTES, V.	7	13	6	19	1.0-1
3	TEJCHMAN, Drew	4	13	2	15
22	GIBBS, D.	7	9	5	14	2.0-2
25	MCCOY, Gabe	6	7	5	12	2.5-9	1.0-6
98	DEHDASHTIAN, N.	5	3	9	12	1.5-3	.	.	.	1
94	UASIKE, Kolo	7	7	4	11	1-0	.	.	.
43	SALU, Malakai	7	7	3	10	1.0-13	1	.	.
24	JACKSON, Bryce	7	9	.	9	2.0-14	2.0-14	1	.	.
35	WINDMON, Jacoby	7	4	4	8	0.5-4	0.5-4	.	1
40	ALEXANDER, JD	7	2	6	8
55	MALAKIUS, Tavis	4	3	4	7	0.5-2
28	LEWIS, Aaron	7	5	1	6
96	JOHNS, Montrice	7	5	1	6	1.0-2	1	.
93	EZINWA, D.	7	2	4	6	0.5-1
27	AJIAKE, Austin	7	4	1	5
44	BEAUDRY, Kyle	7	3	1	4
21	HAMM, Jamel	4	2	2	4
31	MOSES, Kyle	2	3	1	4
39	GODFREY, Daniel	7	3	1	4	1-0	.	.	.
33	JACKSON, T.	7	1	2	3
37	MINOR, C.	6	3	.	3
41	NEAL, Jamaal	7	2	1	3
45	FAUOLO SR., Gio	7	3	.	3
5	HILL, Phillip	1	1	1	2
95	GRAVES, Jalen	5	2	.	2	1
42	FAHINA, Naki	3	1	1	2
91	NEAL, Nate	7	.	2	2	1-25	.	.	.
10	WOODS JR., D.	7	2	.	2	1	.	.
50	MCGREGOR, Noah	1	1	1	2
92	JONES, Rodney	2	1	.	1
20	TUITASI, Tavai	1	.	1	1
29	WALSH, B.	1	1	.	1
1	ROGERS, Armani	4	1	.	1
36	MAGYAR, Chad	3	1	.	1
52	GOOSSEN, Rex	7	1	.	1
19	HICKEN, Hayes	7	1	.	1
78	OBLAD, Kenyon	6	1	.	1
8	WILLIAMS, C.	7	1	.	1
99	MANOA, Chris	3	1
97	HOLLOWAY, Jamal	1	1
Total		7	311	148	459	32-116	7-43	2-44	25	7	3-25	7	1	.
Opponents		7	307	181	488	45-170	18-108	9-150	26	1	6-18	9	1	1

STARTING LINEUPS

OFFENSE

OPPONENT

	WR	WR/RB	LT	LG	C	RG	RT	TE/WR	QB	TE/WR/RB	RB	PK
SUU	Woods Jr.	Stevenson	Morgan	Brayton	Acosta	Polu	Oluwaseun	Fauolo	Rogers	T. Collins	C. Williams	Gutierrez
ARK ST	Woods Jr.	Stevenson	Morgan	Brayton	Acosta	Polu	Oluwaseun	Fauolo	Rogers	T. Collins	C. Williams	Gutierrez
at Northwestern	Woods Jr.	Grimes	Morgan	Brayton	Acosta	Polu	Oluwaseun	Collins	Rogers	T. Collins	C. Williams	Gutierrez
at Wyoming	Woods Jr.	Grimes	Morgan	Brayton	Acosta	Polu	Oluwaseun	Fauolo	Rogers	T. Collins	C. Williams	Gutierrez
BOISE STATE	Woods Jr.	Stevenson	Oluwaseun	Brayton	Acosta	Garcia	Polu	Fauolo	Oblad	Bean	C. Williams	Gutierrez
at Vanderbilt	Woods Jr.	Grimes	Oluwaseun	Caldwell	Acosta	Garcia	Polu	Fauolo	Oblad	Neal	C. Williams	Gutierrez
at Fresno State	Grimes	Stevenson	Oluwaseun	Brayton	Acosta	Garcia	Polu	Fauolo	Oblad	Bean	C. Williams	Gutierrez

DEFENSE

OPPONENT

	DE	DT	NT/CB	BUCK	SAM	MIKE	WILL	CB	SS	FS	CB	P
SUU	Dehdashtian	Uasike	Malakius	Windmon	White	Hester II	R. Jackson	Flowers	Austrie	Tejchman	Plummer	Hicken
ARK ST	Neal	Ezinwa	Malakius	McCoy	White	Hester II	R. Jackson	Flowers	Austrie	Tejchman	Plummer	Hicken
at Northwestern	Dehdashtian	Uasike	Malakius	McCoy	White	Woods Jr.	R. Jackson	Flowers	Austrie	Tejchman	Plummer	Hicken
at Wyoming	Dehdashtian	Uasike	Malakius	McCoy	Gibbs	Hester II	R. Jackson	Flowers	Austrie	White	Plummer	Hicken
BOISE STATE	Dehdashtian	Ezinwa	Uasike	McCoy	White	Hester II	R. Jackson	Flowers	Austrie	Francis	Plummer	Hicken
at Vanderbilt	Neal	Ezinwa	Uasike	McCoy	White	Hester II	R. Jackson	Flowers	Austrie	Francis	Plummer	Hicken
at Fresno State	Neal	Ezinwa	Uasike	McCoy	White	Hester II	R. Jackson	Flowers	Austrie	Francis	Plummer	Hicken

2019 GAME-BY-GAME TEAM STATISTICS

UNLV	RUSH	PASS	OFF.	1STDwn	POSS.	TOs	OPPONENT	RUSH	PASS	OFF.	1STDwn	Poss.	TOs
SUU	331	203	534	27	30:12	1	SUU	46	295	341	18	29:45	1
ARK ST	188	112	300	14	29:12	1	ARK ST	214	284	498	23	30:48	0
at Northwestern	210	120	330	17	27:22	3	at Northwestern	276	165	441	26	32:38	1
at Wyoming	77	263	340	19	30:09	3	at Wyoming	374	124	498	18	29:51	0
BOISE STATE	69	262	331	22	34:39	1	BOISE STATE	182	325	507	21	25:21	1
at Vanderbilt	206	172	378	21	37:27	1	at Vanderbilt	166	140	306	12	22:33	2
at Fresno State	157	257	414	21	32:16	5	at Fresno State	260	229	489	21	27:44	0

2019 TEAM SUPERLATIVES

UNLV		
Rushes	53	at Vanderbilt (Oct 12, 2019)
Yards Rushing	331	vs Southern Utah (Aug 31, 2019)
Yards Per Rush	7.4	vs Southern Utah (Aug 31, 2019)
TD Rushes	7	vs Southern Utah (Aug 31, 2019)
Pass attempts	55	vs Boise State (Oct 05, 2019)
Pass completions	24	vs Boise State (Oct 05, 2019)
Yards Passing	263	at Wyoming (Sep 28, 2019)
Yards Per Pass	10.8	at Vanderbilt (Oct 12, 2019)
TD Passes	3	at Fresno State (Oct 18, 2019)
Total Plays	86	vs Boise State (Oct 05, 2019)
Total Offense	534	vs Southern Utah (Aug 31, 2019)
Yards Per Play	7.3	vs Southern Utah (Aug 31, 2019)
Points	56	vs Southern Utah (Aug 31, 2019)
Sacks By	4	vs Southern Utah (Aug 31, 2019)
First Downs	27	vs Southern Utah (Aug 31, 2019)
Penalties	8	at Wyoming (Sep 28, 2019)
Penalty Yards	65	at Northwestern (Sep 14, 2019)
Turnovers	5	at Fresno State (Oct 18, 2019)
Interceptions By	1	at Northwestern (Sep 14, 2019)
	1	at Vanderbilt (Oct 12, 2019)
Punts	10	vs Boise State (Oct 05, 2019)
Punting Avg	46.2	at Northwestern (Sep 14, 2019)
Long Punt	71	vs Arkansas State (Sep 07, 2019)
Punts inside 20	2	vs Boise State (Oct 05, 2019)
Long Punt Return	10	vs Arkansas State (Sep 07, 2019)

OPPONENTS

Rushes	50	at Northwestern (Sep 14, 2019)
Yards Rushing	374	at Wyoming (Sep 28, 2019)
Yards Per Rush	7.8	at Wyoming (Sep 28, 2019)
TD Rushes	6	at Fresno State (Oct 18, 2019)
Pass attempts	42	vs Southern Utah (Aug 31, 2019)
Pass completions	25	vs Southern Utah (Aug 31, 2019)
Yards Passing	325	vs Boise State (Oct 05, 2019)
Yards Per Pass	10.3	at Wyoming (Sep 28, 2019)
TD Passes	3	vs Boise State (Oct 05, 2019)
Total Plays	80	vs Southern Utah (Aug 31, 2019)
	80	vs Arkansas State (Sep 07, 2019)
Total Offense	507	vs Boise State (Oct 05, 2019)
Yards Per Play	8.3	at Wyoming (Sep 28, 2019)
Points	56	at Fresno State (Oct 18, 2019)
Sacks By	6	vs Arkansas State (Sep 07, 2019)
First Downs	26	at Northwestern (Sep 14, 2019)
Penalties	10	vs Boise State (Oct 05, 2019)
Penalty Yards	130	vs Boise State (Oct 05, 2019)
Turnovers	2	at Vanderbilt (Oct 12, 2019)
Interceptions By	3	at Wyoming (Sep 28, 2019)
	3	at Fresno State (Oct 18, 2019)
Punts	9	vs Southern Utah (Aug 31, 2019)
Punting Avg	44.0	at Fresno State (Oct 18, 2019)
Long Punt	56	vs Boise State (Oct 05, 2019)
Punts inside 20	3	vs Boise State (Oct 05, 2019)
Long Punt Return	21	vs Arkansas State (Sep 07, 2019)
	21	at Wyoming (Sep 28, 2019)

2019 INDIVIDUAL SUPERLATIVES

UNLV

Rushes	25	WILLIAMS, C. at Fresno State (Oct 18, 2019)
Yards Rushing	168	WILLIAMS, C. vs Arkansas State (Sep 07, 2019)
TD Rushes	3	WILLIAMS, C. vs Southern Utah (Aug 31, 2019)
Long Rush	78	WILLIAMS, C. vs Arkansas State (Sep 07, 2019)
Pass attempts	55	OBLAD, Kenyon vs Boise State (Oct 05, 2019)
Pass completions	24	OBLAD, Kenyon vs Boise State (Oct 05, 2019)
Yards Passing	262	OBLAD, Kenyon vs Boise State (Oct 05, 2019)
TD Passes	3	OBLAD, Kenyon at Fresno State (Oct 18, 2019)
Long Pass	63	OBLAD, Kenyon at Vanderbilt (Oct 12, 2019)
Receptions	6	GRIMES, Randal at Wyoming (Sep 28, 2019)
Yards Receiving	105	BEAN, Noah at Fresno State (Oct 18, 2019)
TD Receptions	2	GRIMES, Randal at Fresno State (Oct 18, 2019)
Long Reception	63	GRIMES, Randal at Vanderbilt (Oct 12, 2019)
Field Goals	2	GUTIERREZ, D. at Vanderbilt (Oct 12, 2019)
Long Field Goal	44	GUTIERREZ, D. at Fresno State (Oct 18, 2019)
Punts	10	GUTIERREZ, D. at Vanderbilt (Oct 12, 2019)
Punting Avg	46.2	HICKEN, Hayes vs Boise State (Oct 05, 2019)
Long Punt	71	HICKEN, Hayes at Northwestern (Sep 14, 2019)
Punts inside 20	2	HICKEN, Hayes vs Arkansas State (Sep 07, 2019)
Long Punt Return	10	HICKEN, Hayes vs Boise State (Oct 05, 2019)
Long Kickoff Return	31	GASSER, Jacob vs Arkansas State (Sep 07, 2019)
Tackles	11	COLLINS, Tyleek at Fresno State (Oct 18, 2019)
Sacks	2.0	JACKSON, R. at Northwestern (Sep 14, 2019)
Tackles For Loss	2.5	JACKSON, Bryce vs Southern Utah (Aug 31, 2019)
Interceptions	1	WHITE, Javin at Vanderbilt (Oct 12, 2019)
	1	WHITE, Javin at Northwestern (Sep 14, 2019)
	1	WHITE, Javin at Vanderbilt (Oct 12, 2019)

OPPONENT

Rushes	26	Anderson, Drake, at Northwestern (Sep 14, 2019)
Yards Rushing	141	Anderson, Drake, at Northwestern (Sep 14, 2019)
TD Rushes	3	HOKIT, Josh, at Fresno State (Oct 18, 2019)
Long Rush	82	CROPPER, Jalen, at Fresno State (Oct 18, 2019)
Pass attempts	37	Bonner, Logan, vs Arkansas State (Sep 07, 2019)
Pass completions	22	Bonner, Logan, vs Arkansas State (Sep 07, 2019)
Yards Passing	299	BACHMEIER, Hank, vs Boise State (Oct 05, 2019)
TD Passes	2	SKIDMORE, Tyler, vs Southern Utah (Aug 31, 2019)
	2	Bonner, Logan, vs Arkansas State (Sep 07, 2019)
	2	CHAMBERS, Sean, at Wyoming (Sep 28, 2019)
	2	BACHMEIER, Hank, vs Boise State (Oct 05, 2019)
Long Pass	76	BACHMEIER, Hank, vs Boise State (Oct 05, 2019)
Receptions	8	LAWSON, Lance, vs Southern Utah (Aug 31, 2019)
Yards Receiving	149	Bayless, Omar, vs Arkansas State (Sep 07, 2019)
TD Receptions	2	NELSON, Zach, vs Southern Utah (Aug 31, 2019)
Long Reception	76	HIGHTOWER, John, vs Boise State (Oct 05, 2019)
Field Goals	3	Grupe, Blake, vs Arkansas State (Sep 07, 2019)
	3	Kuhbander, C, at Northwestern (Sep 14, 2019)
Long Field Goal	52	VELAZQUEZ, Joel, vs Boise State (Oct 05, 2019)
Punts	9	BERZ, Manny, vs Southern Utah (Aug 31, 2019)
Punting Avg	44.0	CUSICK, Blake, at Fresno State (Oct 18, 2019)
Long Punt	56	VELAZQUEZ, Joel, vs Boise State (Oct 05, 2019)
Punts inside 20	3	VELAZQUEZ, Joel, vs Boise State (Oct 05, 2019)
Long Punt Return	21	Edmonds, B.J., vs Arkansas State (Sep 07, 2019)
	21	CONWAY, Austin, at Wyoming (Sep 28, 2019)
Long Kickoff Return	40	J SheltonMosley, at Vanderbilt (Oct 12, 2019)
Tackles	12	Dimitri Moore, at Vanderbilt (Oct 12, 2019)
Sacks	3.0	WEAVER, Curtis, vs Boise State (Oct 05, 2019)
Tackles For Loss	3.0	WEAVER, Curtis, vs Boise State (Oct 05, 2019)
Interceptions	1	Smith, Jeremy, vs Arkansas State (Sep 07, 2019)
	1	Fisher, Paddy, at Northwestern (Sep 14, 2019)
	1	WEBER, Rome, at Wyoming (Sep 28, 2019)
	1	WILSON, Logan, at Wyoming (Sep 28, 2019)
	1	MALUIA, Cassh, at Wyoming (Sep 28, 2019)
	1	NAWAHINE, Kekoa, vs Boise State (Oct 05, 2019)
	1	BAILEY, Levelle, at Fresno State (Oct 18, 2019)
	1	MOSBY, Arron, at Fresno State (Oct 18, 2019)
	1	HUGHES, Juju, at Fresno State (Oct 18, 2019)

2019 UNLV FOOTBALL

2019 GAME-BY-GAME INDIVIDUAL STATISTICS

PASSING (Comp.-Att.-Int.-Yds.-TD)

OPPONENT	ROGERS	OBLAD
SUU	11-17-0-144-1	7-11-0-59-0
ARK ST	8-23-1-42-0	3-3-0-70-1
at Northwestern	16-26-1-120-0	
at Wyoming	6-13-1-87-1	16-31-2-176-0
BOISE STATE		24-55-1-262-2
at Vanderbilt		11-16-0-172-2
at Fresno State		16-34-3-257-3

RUSHING (Att.-Yds.-TD-Long)

OPPONENT	C. WILLIAMS	ROGERS	D. WILLIAMS	T. JACKSON	REESE	COLLINS	NEAL	OBLAD	MAGYAR
SUU	15-143-3-29	11-114-2-66	8-33-1-13	5-26-0-8	5-15-1-11			1-0-0-0	
ARK ST	19-168-1-78	17-4-0-14	5-17-0-12			1-(-1)-0-0			
at Northwestern	16-144-2-65	14-57-0-30	1-(-1)-0-0			5-10-0-7			
at Wyoming	5-17-0-9	8-29-0-9	11-30-0-15	1-(-4)-0-0		1-8-0-8	2-2-0-3	5-(-5)-1-10	
BOISE STATE	11-57-0-29							8-(-33)-0-1	10-43-0-13
at Vanderbilt	24-69-1-9					2-18-0-14		3-7-0-8	22-116-1-26
at Fresno State	25-82-0-12					1-23-0-23		3-14-0-8	10-44-0-13

RECEIVING (Rec.-Yds.-TD-Long)

OPPONENT	JENKINS	STEVENSON	BEAN	FAUOLO	WOODS	C. WILLIAMS	GRIMES	MAGYAR	T. COLLINS	D. WILLIAMS
SUU	3-57-0-49	3-35-1-18	2-27-0-14	2-26-0-16	2-24-0-20	1-9-0-9	1-8-0-8		1-5-0-5	
ARK ST	2-20-0-10	1-5-0-5		2-7-0-5		1-3-0-3	3-74-1-56		1-(-2)-0-0	
at Northwestern	1-16-0-16	1-13-0-13	2-27-0-16	1-6-0-6		2-15-0-8	4-27-0-10		4-21-0-9	
at Wyoming	3-35-0-21		2-37-0-20	4-83-1-54	2-20-0-14		6-66-0-20			2-11-0-7
BOISE STATE	2-36-0-33	3-12-1-11	1-5-0-5	3-32-0-24	5-93-1-30		5-57-0-19	2-13-0-8		
at Vanderbilt	3-37-0-16		4-45-1-19				3-76-1-63			
at Fresno State	2-25-0-19	2-8-0-4	2-105-1-60		3-41-0-23	2-25-0-19	4-45-2-15		1-8-0-8	

TACKLING (U-A-Tot-TFL-Int-PBU-Sacks)

OPPONENT	AUSTRIE	R. JACKSON	B. JACKSON	TEJCHMAN	WHITE	WINDMON	HESTER	GIBBS
SUU	7-2-9-1-0-0-1	4-2-6-1-5-0-0-5	5-0-5-2-0-0-2	4-1-5-0-0-0-0	3-1-4-1-0-0-0	1-2-3-5-0-1-5	2-0-2-0-0-0-0	2-0-2-1-0-0-0
ARK ST	7-1-8-0-0-0-0	7-0-7-1-0-0-0	1-0-1-0-0-0-0	6-1-7-0-0-0-0	3-1-4-1-0-0-0		5-1-6-0-0-0-0	
at NW	4-4-8-5-0-1-0	7-4-11-0-0-3-0		3-0-3-0-0-0-0	6-0-6-1-1-0-0	1-0-1-0-0-0-0	8-2-10-0-0-0-0	1-0-1-1-0-0-0
at Wyoming	7-2-9-2-0-0-0	3-1-4-0-0-0-0	2-0-2-0-0-0-0		4-2-6-1-0-1-0	1-0-1-0-0-0-0	3-6-9-0-0-0-0	2-2-4-0-0-0-0
BOISE ST	5-1-6-0-0-0-0	3-4-7-0-0-0-0	1-0-1-0-0-0-0		5-3-8-1-0-1-0	1-0-1-0-0-0-0	5-3-8-0-0-0-0	0-1-1-0-0-0-0
at Vanderbilt	4-2-6-0-0-1-0	5-4-9-1-5-0-1-5			4-3-7-2-5-1-1-5	0-1-1-0-0-0-0	1-1-2-0-0-1-0	1-1-2-0-0-0-0
at Fresno St.	4-1-5-0-0-1-0	4-1-5-0-0-0-0			4-0-4-0-0-0-0	0-1-1-0-0-0-0	2-1-3-0-0-0-0	3-1-4-0-0-0-0

OPPONENT	FLOWERS	PLUMMER	MCCOY	WOODS, JR.	UASIKE	FRANCIS	LEWIS	VIRAMONTES
SUU	1-1-2-0-0-1-0	1-0-1-0-0-0-0	DNP		1-0-1-0-0-0-0	2-1-3-0-0-0-0	1-0-1-0-0-0-0	
ARK ST	6-1-7-0-0-2-0	6-0-6-1-0-0-0	5-1-6-1-0-0-0	1-0-1-0-0-0-0		1-0-1-0-0-0-0	2-0-2-0-0-0-0	1-1-2-0-0-0-0
at NW	5-3-8-1-0-0-1	2-0-2-0-0-2-0	1-1-2-5-0-0-0	1-0-1-0-0-0-0	3-1-4-0-0-0-0	2-2-4-0-0-0-0	2-0-2-0-0-0-0	1-2-3-0-0-0-0
at Wyoming	1-0-1-0-0-2-0	1-0-1-0-0-0-0	0-2-2-0-0-0-0		1-1-2-0-0-0-0	1-0-1-0-0-0-0	0-1-1-0-0-0-0	5-0-5-0-0-0-0
BOISE ST	1-1-2-0-0-1-0	4-1-5-5-0-1-0	1-0-1-1-0-0-1		0-0-0-0-0-0-0	3-7-10-0-0-0-0	1-1-2-0-0-1-0	2-2-4-0-0-0-0
at Vanderbilt	4-1-5-0-0-2-0	4-1-5-1-0-0-0			1-0-1-0-0-0-0	2-2-4-0-0-1-0	1-1-2-0-0-1-0	2-1-3-0-0-0-0
at Fresno St.	6-2-8-1-0-0-0	3-1-4-0-0-0-0	0-1-1-0-0-0-0		1-2-3-0-0-0-0	1-2-3-0-0-0-0	2-1-3-0-0-0-0	2-0-2-1-0-0-0

OPPONENT	DEHDASHTIAN	SALU	JOHNS	MALAKIUS	EZINWA	T. JACKSON	ALEXANDER	BEAUDRY
SUU	0-1-1-5-0-0-0	2-1-3-1-0-0-0	0-1-1-0-0-0-0	1-1-2-5-0-0-0				3-0-3-0-0-0-0
ARK ST	1-0-1-0-0-0-0		0-0-0-0-0-0-0	1-1-2-0-0-0-0				
at NW	0-1-1-0-0-0-0			1-1-2-0-0-0-0				
at Wyoming	2-4-6-1-0-0-0	2-1-3-0-0-0-0	2-0-2-0-0-0-0	0-1-1-0-0-0-0		1-0-1-0-0-0-0		
BOISE ST	0-3-3-0-0-0-0		1-0-1-1-0-0-0			1-2-3-5-0-0-0	0-2-2-0-0-0-0	0-1-1-0-0-0-0
at Vanderbilt			1-0-1-0-0-0-0			0-1-1-0-0-0-0		
at Fresno St.		3-1-4-0-0-0-0	1-0-1-0-0-0-0				1-0-1-0-0-0-0	

OPPONENT	J. NEAL
SUU	
ARK ST	
at NW	
at Wyoming	
BOISE ST	
at Vanderbilt	2-1-3-0-0-0-0
at Fresno St.	

PUNTING

HICKEN	NO	YARDS	AVG	LG
SUU	5	218	43.6	49
ARK ST	7	315	45.0	71
at Northwestern	5	231	46.2	55
at Wyoming	8	348	43.5	54
BOISE STATE	10	437	43.7	51
at Vanderbilt	2	75	37.5	39
at Fresno State	3	113	37.7	46
TOTALS	40	1,737	43.4	71

FIELD GOALS

GUTIERREZ	ATT	MADE	PTS
SUU	0	0	0
ARK ST	1(27)	1(27)	3
at Northwestern	1(38)	0	0
at Wyoming	1(40)	1(40)	3
BOISE STATE	0	0	0
at Vanderbilt	2(44, 29)	2(44, 29)	6
at Fresno State	2(22, 22)	2(22, 22)	6
TOTALS	7	6	18

THE LAST TIME IN A REBEL FOOTBALL GAME

A KICKOFF WAS RETURNED FOR A TOUCHDOWN

UNLV: 98 yards by Deante' Purvis vs. Colorado State, Oct. 29, 2011
 OPP: 98 yards by Marcus Jones at Minnesota, Aug. 28, 2013

A PUNT WAS RETURNED FOR A TOUCHDOWN

UNLV: 52 yards by Troy Mason vs. San Diego State, Oct. 13, 2001
 OPP: 59 yards by DJ May vs. Wyoming, Nov. 12, 2016

A BLOCKED PUNT WAS RETURNED FOR A TOUCHDOWN

UNLV: Charles Williams at Central Michigan, Sept. 17, 2016
 OPP: B. Gajkowski of Utah State, Oct. 13, 2018

A BLOCKED FIELD GOAL WAS RETURNED FOR A TOUCHDOWN

UNLV: 53 yards by Sidney Hodge vs. Wyoming, Nov. 17, 2012
 OPP: 51 yards by Martez Shabazz at Minnesota, Aug. 28, 2013

AN INTERCEPTION WAS RETURNED FOR A TOUCHDOWN

UNLV: 65 yards by Javin White at Ohio State, Sept. 23, 2017
 OPP: 35 yards by Jeremy Smith of Ark State, Sept. 7, 2019

A FUMBLE WAS RETURNED FOR A TOUCHDOWN

UNLV: 20 yards by Dominic Baldwin at San Diego State, Oct. 8, 2016
 OPP: 18 yards by Justin Rice at Fresno State, Oct. 18, 2019

A CONVERSION ATTEMPT WAS RETURNED FOR TWO POINTS

UNLV: Never
 OPP: Brand Ratcliff of New Mexico, Oct. 12, 2002

A SAFETY WAS RECORDED

UNLV: Team safety after a penalty was called on the kicker.
 vs. Prairie View A&M, Sept. 15, 2018
 OPP: KOR Tyree Jackson steps into end zone and downs ball
 vs. Southern Utah, Aug. 31, 2019

A SHUTOUT WAS RECORDED ON THE ROAD

UNLV: 13-0 vs. Cal State Fullerton, Nov. 12, 1983
 OPP: 37-0 at Nevada, Reno, Oct. 8, 2011

A SHUTOUT WAS RECORDED AT SAM BOYD STADIUM

UNLV: 27-0 vs. Utah, Sept. 22, 2007
 OPP: 7-0 by San Diego State, Nov. 8, 2003

A TEAM DID NOT COMMIT A TURNOVER

UNLV: vs. UNR, Nov. 24, 2018
 OPP: at Fresno State, Oct. 18, 2019

A TEAM DID NOT PUNT

UNLV: vs. Tennessee Tech, Sept. 7, 1985
 OPP: at Air Force, Nov. 19, 2011

A TEAM DID NOT HAVE A PENALTY

UNLV: at San Diego State, Oct. 8, 2016
 OPP: at TCU, Dec. 3, 2011



Jon Denton's 503 yards vs. SDSU were an NCAA freshman record.

A TIE GAME WAS PLAYED

UNLV: 16-16 vs. San Jose State, Nov. 23, 1985

A TEAM BLOCKED A PUNT

UNLV: Johnny Stanton vs. San Jose St., Sept. 30, 2017
 OPP: B. Gajkowski of Utah State, Oct. 13, 2018

A TEAM BLOCKED A FIELD GOAL

UNLV: Dominic Baldwin vs. Idaho State, Sept. 26, 2015
 OPP: Joe Kawulok of Colorado State, Nov. 14, 2015

AN INDIVIDUAL KICKED FOUR OR MORE FIELD GOALS

UNLV: 4 by Daniel Gutierrez at Fresno State, Oct. 28, 2017
 OPP: 5 by Chase McGrath, Sept. 1, 2018

A 50-YARD FIELD GOAL WAS MADE

UNLV: 53 yards by Evan Pantels at UNR, Nov. 25, 2017
 OPP: 52 yards by Joel Velazquez vs. Boise State, Oct. 5, 2019

AN INDIVIDUAL SCORED FOUR OR MORE TOUCHDOWNS

UNLV: 4 by Tyleek Collins at San Jose State, Oct. 27, 2018
 OPP: 5 by Arion Worthman of Air Force, Oct. 14, 2017

A TEAM HAD 600 OR MORE YARDS TOTAL OFFENSE

UNLV: 653 vs. Wyoming, Nov. 12, 2016
 OPP: 664 by Ohio State, Sept. 23, 2017

A TEAM SCORED AT LEAST 50 POINTS

UNLV: 56 vs. Southern Utah, Aug. 31, 2019
 OPP: 56 at Fresno State, Oct. 18, 2019

A TEAM SCORED AT LEAST 60 POINTS

UNLV: 69 vs. Wyoming, Nov. 12, 2016
 OPP: 66 by Wyoming, Nov. 12, 2016

A PASS WAS COMPLETED FOR 70-79 YARDS

UNLV: 75 by Max Gilliam to Tyleek Collins at SJSU, Oct. 27, 2018
 OPP: 76 by Hank Bachmeier to John Hightower vs. Boise St, Oct. 5, 2019

A PASS WAS COMPLETED FOR AT LEAST 80 YARDS OR MORE

UNLV: 94 by Armani Rogers to Devonte Boyd vs. Idaho, Sept. 9, 2017
 OPP: 80, by Jordan Love to Jalen Greene of USU, Oct. 13, 2018

AN INDIVIDUAL PASSED FOR 400-499 YARDS

UNLV: 401 by Jon Denton vs. SJSU, Nov. 22, 1997
 OPP: 469 by Brett Rypien of Boise State, Oct. 31, 2015

AN INDIVIDUAL PASSED FOR AT LEAST 500 YARDS

UNLV: 503 by Jon Denton vs. SDSU, Nov. 16, 1996
 OPP: 546 by Cody Ledbetter of NMSU, Nov. 18, 1995

AN INDIVIDUAL PASSED FOR AT LEAST 200 YARDS AND RUSHED FOR AT LEAST 100 YARDS

UNLV: 211 yards passing, 193 yards rushing by Armani Rogers at New Mexico, Nov. 17, 2017
 OPP: 217 yards passing, 173 yards rushing by Isaiah Sanders of Air Force, Oct. 19, 2018

AN INDIVIDUAL COMPLETED AT LEAST 30 PASSES

UNLV: 34 by Caleb Herring vs. Hawaii, Oct. 12, 2013
 OPP: 35 by Brett Rypien of Boise State, Oct. 31, 2015

AN INDIVIDUAL THREW AT LEAST FIVE INTERCEPTIONS


UNLV: 6 by Bob Stockham vs. USL, Nov. 20, 1993
 OPP: 5 by Dave Henigan of Pacific, Oct. 3, 1992

AN INDIVIDUAL INTERCEPTED AT LEAST THREE PASSES

UNLV: 3 by Ed Saignes vs. Idaho State, Oct. 13, 1984
 OPP: 3 by Darius Cunnigan of Pacific, Oct. 3, 1992

AN INDIVIDUAL HAD AT LEAST 10 RECEPTIONS

UNLV: 10 by Devonte Boyd vs. Wyoming, Nov. 12, 2016
 OPP: 10 by Thomas Sperbeck of Boise State, Oct. 31, 2015



Devonte Boyd caught a 94-yard touchdown pass from Armani Rogers against Idaho on Sept. 8, 2017

A TEAM PASSED FOR LESS THAN 100 YARDS

UNLV: 23 at Arkansas State, Sept. 22, 2018
 OPP: 0 at New Mexico, Nov. 17, 2017

A TEAM HAD TWO RECEIVERS WITH AT LEAST 100 YARDS

UNLV: 116 by Devonte Boyd and 105 by Aaron Criswell vs. Boise State, Oct. 31, 2015
 OPP: 111 by Khalil Shakir and 105 by John Hightower vs. Boise State, Oct. 5, 2019

AN INDIVIDUAL RUSHED FOR AT LEAST 200 YARDS

UNLV: 220 by Tim Cornett at Air Force, Nov. 21, 2013
 OPP: 206 by Jeremy McNichols of Boise State, Nov. 18, 2016

A RUN WENT FOR 50-59 YARDS

UNLV: 55 by Lexington Thomas at Air Force., Oct. 14, 2017
 OPP: 59 by Titus Swen at Wyoming, Sept. 28, 2019

A RUN WENT FOR 60-69 YARDS

UNLV: 65 by Charles Williams at Northwestern, Sept. 14, 2019
 OPP: 67 by Tyrone Owens of New Mexico, Nov. 17, 2017

A RUN WENT FOR 70-79 YARDS

UNLV: 78 by Charles Williams vs. Ark State, Sept. 7, 2019
 OPP: 72 by Brian Hill of Wyoming, Nov. 28, 2015

A RUN WENT FOR 80 YARDS OR MORE

UNLV: 83 by Armani Rogers at New Mexico, Nov. 17, 2017
 OPP: 82 by Jalen Cropper at Fresno State, Oct. 18, 2019

A TEAM RUSHED FOR AT LEAST 300 YARDS

UNLV: 331 vs Southern Utah, Aug. 31, 2019
 OPP: 374 at Wyoming, Sept. 28, 2019

A TEAM RUSHED FOR LESS THAN 50 YARDS

UNLV: 43, vs. New Mexico, Oct. 6, 2018
 OPP: 6 vs. Hawaii, Sept. 17, 2011

A TEAM HAD TWO RUNNERS WITH AT LEAST 100 YARDS

UNLV: 120 by RB Lexington Thomas and 122 by QB Armani Rogers vs Prairie View A&M, Sept. 15, 2018
 OPP: 136 by RB Titus Swen, 101 by QB Sean Chambers of Wyoming, Sept. 28, 2019

2019 UNLV FOOTBALL

NO	NAME	POS	HGT	WGT	CL-EX	HOMETOWN	HIGH SCHOOL/PREVIOUS SCHOOL(S)
1	Armani Rogers	QB	6-5	225	JR-2L	Los Angeles, CA	Hamilton HS
2	Mekhi Stevenson	WR	6-0	185	JR-2L	Lemon Grove, CA	Helix HS
3	Drew Tejchman	DB	5-11	195	JR-2L	Acworth, GA	North Cobb HS
4	Alex Perry	DB	5-11	175	JR-1L	Las Vegas, NV	Bishop Gorman HS/Arizona State
4	Randal Grimes	WR	6-4	205	SO-TR	Las Vegas, NV	Desert Pines HS/USC
5	Phillip Hill	DB	5-11	190	FR-RS	Spring, TX	Klein Collins HS
6	Rayshad Jackson	LB	6-0	235	SR-TR	Miami, FL	Norland HS/Florida
6	Max Gilliam	QB	6-3	200	JR-1L	Thousand Oaks, CA	Thousand Oaks HS/Cal/Saddleback College
7	Jericho Flowers	DB	5-10	180	SR-3L	Los Angeles, CA	Hamilton HS
7	Kenyon Oblad	QB	6-3	190	FR-RS	Henderson, NV	Liberty HS
8	Charles Williams	RB	5-9	190	JR-2L	Fresno, CA	Bullard HS
9	Tyleek Collins	WR	5-9	170	SO-1L	Savannah, GA	Hapeville Charter HS
10	Darren Woods Jr.	WR	6-0	215	SR-3L	Missouri City, TX	Elkins HS
10	Vic Viramontes	LB	6-2	230	JR-TR	Riverside, CA	Norco HS/Cal/Minnesota/Riverside CC
11	Noah Bean	TE	6-2	245	SO-1L	Simi Valley, CA	Grace Brethren HS
13	Tariq Hollandsworth	RB	5-11	220	SO-1L	Sacramento, CA	Sacramento HS
14	Travis Mumphrey	QB	6-1	190	FR-HS	Marrero, LA	John Ehret HS
14	Myles Plummer	DB	6-1	185	SR-1L	Prince George, MD	Thomas Dale HS/College of DuPage/Coffeyville CC
15	Soli Afalava	DB	6-2	215	SR-3L	Hau'ula, HI	Kahuku HS
15	Marckell Grayson	QB	6-0	200	SO-SQ	Las Vegas, NV	Desert Pines HS
16	Javin White	LB	6-3	205	SR-3L	Oakland, CA	McClymonds HS
17	Evan Austrie	DB	6-0	210	SR-3L	Valejo, CA	Vallejo HS
18	Jeremy Clark	WR	6-2	200	SO-SQ	Norwalk, CA	La Mirada HS
19	Hayes Hicken	P	5-11	185	SR-1L	Salt Lake City, UT	Highland HS/Utah
20	Tavai Tuitasi	DL	6-2	265	JR-TR	San Francisco, CA	South S.F. HS/City College of San Francisco
21	Jamel Hamm	DB	6-4	185	FR-HS	Cleveland, OH	Fork Union Military Academy
22	Demitrious Gibbs	DB	6-4	205	SR-2L	Chula Vista, CA	Chula Vista HS/Southwestern College
23	Greg Francis	DB	6-2	195	JR-2L	Las Vegas, NV	Bishop Gorman HS
24	Bryce Jackson	DB	5-9	190	SO-1L	Chandler, AZ	Chandler HS
25	Gabe McCoy	DL	6-2	220	SR-3L	Pittsburg, CA	Pittsburg HS
26	Courtney Reese	RB	5-8	155	FR-HS	Naranja, FL	Southridge Senior HS
27	Austin Ajiaka	LB	6-2	220	SO-1L	Fremont, CA	Bellarmino Prep
28	Aaron Lewis	DB	5-9	185	JR-TR	R. Cucamonga, CA	R. Cucamonga HS/Chaffey College
29	Tre Caine*	DB	6-0	195	SO-RS	Detroit, MI	University Liggett HS/Colgate
29	Biaggio Ali Walsh	RB	5-10	195	SO-TR	Las Vegas, NV	Bishop Gorman HS/Cal
30	Austin Fiaseu	DB	6-0	215	FR-HS	Las Vegas, NV	Liberty HS
31	Kyle Moses	DB	5-9	185	SO-SQ	San Diego, CA	Mater Dei Catholic HS
31	Avery Miguel	RB	5-9	170	FR-RS	Waimea, HI	Waimea HS
32	Daniel Gutierrez	PK/P	5-10	215	JR-2L	Los Angeles, CA	Granada Hills Charter HS
33	Tyree Jackson	RB	5-8	175	JR-1L	Pensacola, FL	Booker T. Washington HS
33	Sir Oliver Everett	DB	6-3	180	FR-HS	Las Vegas, NV	MASE HS (Memphis, TN)
34	Darran Williams	RB	5-11	200	JR-TR	Oklahoma City, OK	Sante Fe HS/Northeastern Oklahoma A&M
35	Jacoby Windmon	LB	6-2	215	FR-HS	New Orleans, LA	John Ehret HS
36	Chad Magyar	RB	6-2	215	SO-1L	R.S. Margarita CA	Santa Margarita HS
37	Christian Minor	DB	5-9	200	JR-1L	North Las Vegas, NV	Canyon Springs HS
38	Ben Cowan	DB	6-1	170	FR-HS	Palm Desert, CA	Palm Desert HS
39	Daniel Godfrey	FB	5-8	235	JR-2L	Las Vegas, NV	Sierra Vista HS
40	JD Alexander	LB	6-2	230	SR-1L	Los Angeles, CA	Basha HS/Arizona State
41	Jamaal Neal	FB	6-1	260	SO-1L	South Gate, CA	South Gate HS
42	Naki Fahina	DL	6-0	275	FR-HS	Hawthorne, CA	Lawndale HS
43	Malakai Salu	LB	6-0	230	FR-RS	Portland, OR	Central Catholic HS
44	Kyle Beaudry	LB	6-1	220	FR-HS	Las Vegas, NV	Liberty HS
45	Giovanni Fauolo Sr.	TE	6-2	250	JR-2L	Oakley, CA	Freedom HS
47	Malcolm Johnson	LB	6-0	235	FR-RS	Mandeville, LA	Mandeville HS
48	Royce Danielson	DL	6-4	255	FR-RS	Henderson, NV	Coronado HS
49	Tim Mosley	DL	6-3	250	FR-RS	Watts, CA	Dorsey HS
50	Noah McGregor	DL	6-4	245	SO-TR	Chatsworth, CA	Sierra Canyon HS/College of the Canyons
52	Rex Goossen	LS	6-2	185	JR-TR	Scottsdale, AZ	Brophy College Prep/Arizona/Scottsdale CC
53	Farrell Hester II	LB	6-1	240	JR-2L	Las Vegas, NV	Bishop Gorman HS
54	Jaylen Encarnacion	LB	6-2	270	SO-TR	Pawtucket, RI	Saint Raphael Academy/Nichols College
55	Tavis Malakius	DL	6-2	280	JR-1L	Macon, GA	Windsor Academy Fort Scott CC
56	Evan Silva	PK	6-2	200	FR-RS	Encino, CA	Crespi Carmelite HS

2019 UNLV FOOTBALL

57	Nathan De Jager	P/PK	5-11	180	JR-TR	Bakersfield, CA	Bakersfield HS/Fresno St/Bakersfield College
58	Seth Robinson	DL	6-2	215	FR-HS	Scottsdale, AZ	Saguaro HS
59	Walker Hardan	LS	6-1	225	FR-HS	Bothell, WA	Bothell HS
60	Amani Trigg-Wright	OL	6-4	320	FR-RS	Oakland, CA	McClymonds HS
61	Ryan Tantum	OL	6-4	315	JR-TR	Auburn, CA	Bear River HS/Sierra College
62	Eliel Ehimare	DL	6-1	280	JR-TR	Katy, TX	Cinco Ranch HS/Cabrillo College
62	Nate Oishi	OL	5-10	285	SR-3L	Honolulu, HI	Iolani HS
63	Bryan Catchings	OL	6-2	300	FR-RS	El Dorado Hills, CA	Oak Ridge HS
64	Garrett Beckman	OL	6-4	335	FR-HS	Greeley, CO	Greeley West HS
66	Dylan Bryan	OL	5-11	285	FR-RS	Anchorage, AK	Bartlett HS
67	Jackson Reynolds	OL	6-0	275	SO-1L	Henderson, NV	Foothill HS
68	Eric Brown	OL	6-4	335	FR-RS	Las Vegas, NV	Green Valley HS
70	Sid Acosta	OL	6-1	300	SR-1L	Corona, CA	Centennial HS/Riverside City College
71	Justice Oluwaseun	OL	6-3	325	SO-1L	Richmond, TX	Foster HS
72	Matt Brayton	OL	6-3	310	JR-1L	Monrovia, CA	Bishop Amat HS
73	Ashton Morgan	OL	6-5	305	SO-1L	Chico, CA	Pleasant Valley HS
74	Julio Garcia II	OL	6-3	320	JR-2L	Las Vegas, NV	Bishop Gorman HS
75	Jaron Caldwell	OL	6-4	335	SR-3L	Las Vegas, NV	Bishop Gorman HS
76	Michael Bray	OL	6-3	275	FR-RS	Bakersfield, CA	Liberty HS (CA)
77	Jackson McCullough	OL	6-6	320	JR-TR	San Diego, CA	Cathedral Catholic HS/Colo. St./Humboldt St.
78	Justin Polu	OL	6-4	335	SR-3L	Henderson, NV	Silverado HS
79	Leif Fautanu	OL	6-2	315	FR-HS	Honolulu, HI	University Laboratory School
80	Brandon Presley	WR	6-0	180	SR-3L	Temecula, CA	Great Oak HS
81	Andre Collins Jr.	WR	6-4	215	JR-2L	Hacienda Heights, CA	Mater Dei HS
82	Jacob Gasser	WR	6-0	180	JR-TR	Los Alamitos, CA	Los Alamitos HS/Cerritos College
83	Mailk Wesley	WR	6-2	210	FR-HS	Columbia, SC	Spring Valley HS
84	Steve Jenkins	WR	5-11	165	FR-HS	Los Angeles, CA	Narbonne HS
85	Patrick Ballard	WR	6-3	200	FR-RS	Houston, TX	Elkins HS
86	Marcus Phillips Jr.	WR	6-3	220	FR-RS	Las Vegas, NV	Cimarron-Memorial HS
87	Adam Meyer	TE	6-5	220	FR-RS	Huntington Beach, CA	Ocean View HS
88	Shelton Zeon III	TE	6-4	225	FR-RS	Norcross, GA	Norcross HS
89	Tyler Yoder	TE	6-3	215	FR-RS	Temecula, CA	Great Oak HS
90	Jailil Briley	DL	6-3	255	SR-SQ	Las Vegas, NV	Bonanza HS
91	Nate Neal	DL	6-3	240	JR-2L	Montclair, CA	Etiwanda HS
92	Rodney Jones	DL	6-3	260	JR-2L	Stockton, CA	Lincoln HS
93	Dominion Ezinwa	DL	6-4	300	SR-1L	R. Cucamonga, CA	O'Fallon Township HS/Chaffey College
94	Kolo Uasike	DL	6-0	305	JR-2L	Mesa, AZ	Skyline HS
95	Jalen Graves	DL	6-0	265	SO-1L	Las Vegas, NV	Desert Pines HS
96	Montrice Johns	DL	6-3	325	SR-1L	San Diego, CA	Del Norte HS/NMSU/College of the Redwoods
97	Jamal Holloway	DL	6-3	230	JR-2L	Camden, NJ	Camden HS
98	Nick Dehdashtian	DL	6-1	280	JR-2L	R.S. Margarita, CA	Santa Margarita Catholic HS
99	Chris Manoa	DL	6-0	335	SO-1L	Chandler, AZ	Chandler HS

*Must sit out 2019 season per NCAA transfer rules

UNLV PRONUNCIATION GUIDE

Sid Acosta (70).....ah-COSTA
 Soli Afalava (15)So-lee AH-fah-LAH-vah
 Austin Ajiake (27)AH-g-kay
 Patrick Ballard (85) BAL-erd
 Kyle Beaudry (44) BOE-dree
 Jaron Caldwell (75) JER-in
 Nathan De Jager (57) dah YAA-ger
 Nick Dehdashtian (98)dah-DASH-tee-in
 Eliel Ehimare (62) L-e-L EH-him-R-ay
 Jaylen Encarnacion (54)EN-car-NAH-c-own
 Dominion Ezinwa (93)dim-IN-yun ah-ZIN-wah
 Naki Fahina (42) NAH-kee fah-EE-nah
 Giovanni Fauolo (45).....fow-OH-low
 Leif Fautanu (79) LEEF faw-TAH-new
 Austin Fiaseu (30)..... FEE-ah-sow
 Max Gilliam (6).....GILL-um
 Rex Goossen (52) GOOSE-in
 Farrell Hester (53)FARE-ul
 Tariq Hollandsworth (13).... tah-REEK

Montrice Johns (96)mon-TREESE
 Tavis Malakius (55) mah-LOCK-e-US
 Chad Magyar (36)Mag-YAR
 Kenyon Oblad (7) OH-blad
 Nate Oishi (62)..... oh-E-she
 Justice Oluwaseun (72)..... OLA-wah-SHOWN
 Justin Polu (78)PO-lew
 Malakai Salu (43) MAL-ah-khy sah-LEW
 Mekhi Stevenson (2).....mah-KYE
 Drew Tejchman (3).....TECH-min
 Tavai Tuitasi (20)..... tah-VY-e 2-e-TAH-see
 Kolo Uasike (94).....CO-low WAH-skay
 Biaggio Ali Walsh (29)..... bee-AH-gee-oh
 Javin White (16).....JAY-vin
 Jacoby Windmon (35) WIND-min
 Malik Wesley (83) ma-LEEK
 Coach Travis Burkett.....bur-KETT
 Coach Cedric Cormiercor-MEER
 Coach Ronnie Regulareh-GEW-lah

