


# SAN DIEGO STATE


2018 FOOTBALL MEDIA GUIDE



RYAN POPE | PARKER BALDWIN | CHRISTIAN CHAPMAN | FRÉD-TREVILLION | JOHN BARON II | NOBLE HALL | RONILEY-LAKALAKA



# MISSION VALLEY



**SDSU Mission Valley** will include roughly 1.5 million square feet of campus, innovation and green space—including a 75-acre river park—located adjacent to a new stadium that will energize the region and create a picturesque, vibrant feel in the area. The campus will provide modern facilities for SDSU's internationally recognized researchers, consolidate working space for faculty and staff and create new homes for our interdisciplinary teams investigating medical diagnostics, climate and sustainability, water scarcity and other critical topics.


Located in the northwestern corner of the site, the **35,000-seat multi-use stadium** will house Aztec football, accommodate professional soccer and host a multitude of other sporting and community events.



# Table of Contents




EIGHT STRAIGHT BOWL GAME APPEARANCES ▶ 21 CONFERENCE CHAMPIONSHIPS



San Diego State returns 14 starters from the offensive and defensive side of the ball, including Aztec (safety) Parker Baldwin (left), line-backer Ronley Lakalaka (middle) and quarterback Christian Chapman (right).



<b>INTRODUCTION</b>	<b>1</b>
Alphabetical Index	2
Quick Facts	3
Season Outlook	4
Roster	18
Depth Chart	20



<b>COACHING STAFF</b>	<b>21</b>
Rocky Long	22
Jeff Horton	26
Zach Arnett	28
Hunkie Cooper	29
Doug Deakin	30

Ernie Lawson	31
Kevin McGarry	32
Blane Morgan	33
Richard Sanchez	34
Mike Schmidt	35
Demetrius Sumler	36
Jashon Sykes	37
Ron Caragher	38
Jerome Haywood	38
Strength & Conditioning	39
Graduate Assistants	40
Support Staff	41



<b>STUDENT-ATHLETES</b>	<b>45</b>
Returning Student-Athlete Bios	46
2018 Newcomers	98

<b>REVIEW</b>	<b>101</b>
Season Review	102
Results and Statistics	103
Mountain West Statistics	108
Game Recaps	110



## RECORDS 117



## HISTORY 155

<b>UNIVERSITY</b>	<b>207</b>
San Diego State University	208
Achievements and Distinctions	209
Prominent Alumni	210
Dr. Adela de la Torre	211
John David Wicker	212
Athletics Directory	213

Aztec Hall of Fame	214
Mountain West	216
SDCCU Stadium	218
Maps and Directions	219
Media Information	220
Radio and Television	222
Media Outlets	224
Opponents	225
Composite Schedule	228



# Table of Contents



EIGHT STRAIGHT BOWL GAME APPEARANCES ► 21 CONFERENCE CHAMPIONSHIPS

AZTEC FOOTBALL MEDIA GUIDE

ALPHABETICAL INDEX	
All-Americans, First-Team	165
Assistant Coaches Bios	26
Athletic Director, John David Wicker	212
Athletics Directory	213
Attendance	154
Bowl History	161
Coaching History, All-Time	160
Comebacks, Largest	200
Conference Honors	169
Defense, Year-by-Year	158
Depth Chart, 2018	20
Letterwinners	180
Long, Bio Rocky	22
Longest Plays, All-Time	153
Maps and Directions	219
Media Information	220
Media Outlets	224
Mountain West Statistics, 2017	108
National Honors	167
NFL, Aztecs In The	178
NFL Draft	176
Offense, Year-By-Year	156
Opponent Information	225
Player Bios	45
Prominent Alumni	210
Quick Facts	3
Radio and Television	222
Recaps, 2017 Games	110
Records	117
Results, All-Time	186
Roster, 2018	18
Schedule, 2018	2
Schedule, Composite	228
San Diego State University	208
Season Outlook, 2018	4
Series Records, All-Time	198
Statistics, 2017	103
Support Staff Bios	41
Team Awards	173

## 2018 SAN DIEGO STATE SCHEDULE

AUG. 31 - STANFORD, Calif. 6 p.m. PT • FS1		at STANFORD
SEPT. 8 - SDCCU STADIUM 6 p.m. PT		SACRAMENTO STATE
SEPT. 15 - SDCCU STADIUM 7:30 p.m. PT • CBS Sports Network		ARIZONA STATE
SEPT. 22 - SDCCU STADIUM 7:30 p.m. PT • CBS Sports Network		EASTERN MICHIGAN
OCT. 6 - BOISE, Idaho TBA • ESPN Networks		at BOISE STATE*
OCT. 12 - SDCCU STADIUM 6 p.m. PT • CBS Sports Network		AIR FORCE*
OCT. 20 - SDCCU STADIUM 7:30 p.m. PT • CBS Sports Network		SAN JOSÉ STATE*
OCT. 27 - RENO, Nev. TBA • ESPN Networks		at NEVADA*
NOV. 3 - ALBUQUERQUE, N.M. TBA • ESPN Networks		at NEW MEXICO*
NOV. 10 - SDCCU STADIUM TBA • ESPN Networks		UNLV*
NOV. 17 - FRESNO, Calif. 7:30 p.m. PT • CBS Sports Network		at FRESNO STATE*
NOV. 24 - SDCCU STADIUM TBA • ESPN Networks		HAWAI'I*

\* - Mountain West game

## 2018 SDSU Football Media Guide

The 2018 San Diego State University Football Media Guide is a publication of the San Diego State University athletic media relations office. The publication was written, edited and designed by assistant athletic director - media relations Jamie McConeghy, with assistance from senior associate athletic director of communications and media relations Mike May, assistant athletic director - media relations Darin Wong, assistant media relations directors Martin Foley, Ben Pearson and Jim Solien, and media relations coordinator Lauren Weaver. Season outlook written by Mick McGrane.

Covers designed by Martin Foley. Printing by L+L Printers, San Diego.

**On the front cover (L-to-R):** SDSU returning senior starters Ryan Pope, Parker Baldwin, Christian Chapman, Fred Trevillion, John Baron II, Noble Hall and Ronley Lakalaka.

**On the back cover (L-to-R):** SDSU returning non-senior starters Tariq Thompson, Ron Smith, Myles Cheatum, Keith Ismael, Dominic Gudino, Tyler Roemer, Daishawn Dixon and Troy Cassidy.

## Photography

Ernie Anderson, Derrick Tuskan, Stan Liu, Ken Jacques, football clubs of the National Football League, NCAA photos, Joel Zwink, Betsy McCallum, Fox Sports, Associated Press, USA Today, Andrew Galang, Jim Brady and Sandy Huffaker Jr.



# Quick Facts



EIGHT STRAIGHT BOWL GAME APPEARANCES ► 21 CONFERENCE CHAMPIONSHIPS

## UNIVERSITY INFORMATION

Name: San Diego State University  
 Location: San Diego, Calif.  
 Founded: 1897  
 Enrollment: 33,915  
 Nickname: Aztecs  
 School Colors: Scarlet (PMS 187) and Black  
 Stadium (Capacity): SDCCU Stadium (54,000)  
 Surface: Natural Grass  
 Conference: Mountain West  
 University President: Dr. Adela de la Torre  
 Director of Athletics: John David Wicker  
 Alma Mater: Mississippi State '92  
 Athletics Department Phone: 619-594-3019  
 Ticket Office Phone: 619-283-SDSU (7378)  
 School Website: sdsu.edu  
 Athletics Website: goaztecs.com  
 Conference Website: themw.com

## TEAM INFORMATION

2017 Record: 10-3  
 Conference/Finish: 6-2/2nd West Division  
 Conference Championship: N/A  
 Postseason: L, 42-35, vs. Army West Point in Armed Forces Bowl  
 Starters Returning/Lost: 16/4  
 Offense/Defense/Kickers Returning: 7/7/2  
 Offensive System: Pro-Style  
 Defensive System: 3-3-5

## COACHES AND STAFF

Head Coach: Rocky Long  
 Alma Mater: New Mexico '74  
 Record at School (Years): 64-29 (7 years, entering 8th)  
 Career Record (Years): 129-98 (18 years, entering 19th)  
 Football Office: 619-594-6769  
 Football Fax: 619-594-4775  
 Best Time to Contact Long: Contact SID Office  
 Associate Head Coach/Offensive Coordinator/Running Backs: Jeff Horton  
 Defensive Coordinator/Linebackers: Zach Arnett  
 Wide Receivers: Hunkie Cooper  
 Special Teams Coordinator/Tight Ends: Doug Deakin  
 Defensive Line: Ernie Lawson  
 Defense: Kevin McGarry  
 Quarterbacks: Blane Morgan  
 Safeties/Special Teams: Richard Sanchez  
 Offensive Line: Mike Schmidt  
 Cornerbacks: Demetrius Sumler  
 Asst. AD for Strength & Conditioning: Adam Hall  
 Asst. AD for Football Operations: Jashon Sykes  
 On-Campus Recruiting Coordinator/Offensive Quality Control: Ron Caragher  
 Asst. On-Campus Recruiting Coordinator/Defensive Quality Control: Jerome Haywood  
 Graduate Assistant - Offense: Jackson Eskierka  
 Graduate Assistant - Secondary: Ryan Lindley  
 Graduate Assistant - Linebackers: Jordan Thomas  
 Asst. AD of Sports Medicine/Head Athletic Trainer: Patrick Spieldenner  
 Director of Athletic Equipment Services: Angie Garza  
 Football Office Coordinator: Haley Ford  
 Ford Office Phone: 619-594-7197  
 Assistant for Football Operations: Ruben Pena  
 Pena Office Phone: 619-594-7198  
 Assistant for Football Recruiting: Matt Razzano  
 Razzano Office Phone: 619-594-6769

## IMPORTANT NUMBERS

San Diego State Department of Athletics: 619-594-3019  
 San Diego State Football Office: 619-594-6769  
 San Diego State Athletic Media Relations: 619-594-5547  
 SDCCU Stadium Press Box: 619-281-0405  
 Mountain West Office: 719-488-4040

## FOOTBALL HISTORY

Seasons of Football: Entering 96th  
 First Year of Football: 1921  
 All-Time Record: 548-418-32  
 Conference Championships: 21  
 1922, 1923, 1924, 1936, 1937, 1950, 1951, 1962, 1963, 1966,  
 1967, 1969, 1970, 1972, 1973, 1974, 1986, 1998, 2012, 2015, 2016  
 Bowl Games: 16 (8-8)  
 1948, 1951, 1966, 1967, 1969, 1986, 1991, 1998,  
 2010, 2011, 2012, 2013, 2014, 2015, 2016, 2017  
 Division I Seasons: Entering 51st  
 Division I Record: 316-255-8  
 Bowl Games: 12 (5-7)  
 Last Bowl: 2017 Armed Forces Bowl  
 Last Bowl Result: Army West Point 42, San Diego State 35

## MEDIA RELATIONS OFFICE

SID Main Office Number: 619-594-5547  
 SID Fax Number: 619-582-6541  
 Senior Associate Athletic Director of Communications and Media Relations: Mike May\*  
 Mobile Number: 619-957-8372  
 E-Mail: mmay@sdsu.edu  
 Assistant AD/Media Relations: Jamie McConeghy\*  
 Mobile Number: 607-435-5577  
 E-Mail: jmcconeg@sdsu.edu  
 Assistant Media Relations Director: Jim Solien^  
 Mobile Number: 619-341-9082  
 E-Mail: jsolien@sdsu.edu  
 Assistant AD/Media Relations: Darin Wong  
 Assistant Media Relations Director: Martin Foley  
 Assistant Media Relations Director: Ben Pearson  
 Coordinator of Multimedia Productions: Jason Bott  
 Media Relations Coordinator: Lauren Weaver  
 Address: SDSU Department of Athletics  
 Fowler Athletics Center, Suite 3014  
 5302 55th Street, San Diego, CA 92182-4309

\* - primary football contacts; ^ - secondary contact

## RADIO INFORMATION

Flagship Stations: 101.5 KGB, Fox Sports 1360  
 Play-By-Play Announcer: Ted Leitner  
 Analyst: Rich Ohrmberger  
 Sideline Reporter: TBA

## VIDEO INFORMATION

Video Footage Contact: Jason Bott  
 Contact Bott: 619-594-2428

## 2017 SCHEDULE/RESULTS (10-3, 6-2 MW)

Date	Opponent	Result	Score	Broadcast
Sept. 2	UC Davis	W	38-17	None
Sept. 9	at Arizona State	W	30-20	Pac-12 Network
Sept. 16	No. 19/19 Stanford	W	20-17	CBS Sports Network
Sept. 23	at Air Force*	W	28-24	CBS Sports Network
Sept. 30	Northern Illinois	W	34-28	CBS Sports Network
Oct. 7	at UNLV*	W	41-10	ESPN2
Oct. 14	Boise State*	L	14-31	CBS Sports Network
Oct. 21	Fresno State*	L	3-27	CBS Sports Network
Oct. 28	at Hawai'i*	W	28-7	ESPN2
Nov. 4	at San José State	W	52-7	ESPN
Nov. 18	Nevada*	W	42-23	CBS Sports Network
Nov. 24	New Mexico*	W	35-10	CBS Sports Network
Dec. 23	vs. Army West Point^	L	35-42	ESPN

\* - Mountain West game

^ - Armed Forces Bowl (Amon Carter Stadium - Fort Worth, Texas)

## The 2018 Season Outlook

## The Price of Success

By Mick McGrane

So maybe being the only team in town truly has heightened hopes and escalated expectations.

Maybe 10-win seasons fall in your lap like leaves from a tree, routine occurrences that prompt a shrug of the shoulders rather than wide-eyed wonder.

Maybe first-round draft picks emerge every year, viewed as the rule rather than the exception.

And maybe, just maybe, we've gotten a bit spoiled, forgetting that the not-so-distant-past was an amalgam of despair and despondency, a dive into unfathomable depths of dejection.

When San Diego State's football team entered last season's Armed Forces Bowl against Army West Point, it did so as one of only five schools (Alabama, Clemson, Ohio State and Oklahoma) in the nation with an opportunity to win 11 or more games in 2015, '16 and '17. The Aztecs' streak of eight consecutive bowl games was tied for 13th-most nationally. The only school in the state to equal that mark was Stanford, a team SDSU had beaten in Week 3 of the regular season.

Clearly, however, it wasn't enough. It never is. The curse of success is dispensed with a double-edged sword, lavishly rewarding outstanding achievement while demanding it be duplicated on a regular basis. Everything else is raised eyebrows.

Of the nation's 130 FBS teams last season, 26 won 10 or more games. That's 20 percent of the field. One in five. If that's cause for consternation, there are 104 other Division I head coaches who would gleefully suffer the accompanying torment. That no other teams in the nation except SDSU, Alabama, Clemson, Ohio State and Oklahoma even had a chance to win 11 games for a third straight season last year doesn't merely speak volumes, it screams them. Only Alabama and Ohio State accomplished the feat.

In the end, the Aztecs "limped" home at 10-3, which, for those daring enough to dip into the past, marked the same number of wins compiled by the program in 2007, 2008 and 2009...combined.

But memories are getting shorter now while dreams grow more grand. SDSU is roundly considered one of the premier Group of 5 teams in the country, one that welcomes matching muscle and moxie with programs deemed superior in size and strength. It is winning, winning consistently and convincingly, leaving the sting of losing to linger considerably longer.

"Our program is such now that even the fans might feel like last year was a disappointment, and we still won 10 games," said head coach Rocky Long. "When have you ever seen a program win 10 games and there's a feeling of disappointment? The teams that are winning three and four games

think you're an idiot if you feel that way.

"The majority of programs in this country are really, really happy if you can win eight or nine games. We won 10, and I feel like there's business that we didn't take care of. Now, that's good and bad at the same time, because you've got to realize that the teams you're playing want to win, too. They have coaches. They have scholarship players. It's not like we're playing people that can't beat us. Anybody we play can beat us, the same way that we can beat anybody we play.

"So, the perfect scenario says you go 6-6. But I felt like (at the end of last season) that there was a little disappointment around here, and we won 10. Nobody's ever satisfied, even the guys who win the Super Bowl. They're satisfied for about three weeks and then they start worrying about the draft."

Which leads to one of the larger conundrums facing SDSU in 2018. When tailback Rashaad Penny was selected by the Seattle Seahawks with the 27th pick of this year's draft, it marked the first time an Aztec player had been taken in the first round in 20 years. Also taken were Penny's 28 total touchdowns in 2017, his school-record and FBS-best 2,248 yards rushing and an unparalleled unifying presence for a team hardly teeming with experience.

Rather than cast a wary eye at an offensive line that at one point was manned by a junior, a sophomore, two redshirt freshmen and a true freshman (the Aztecs had four senior offensive linemen in 2016), Penny rallied the troops, telling anyone who would listen that the five would one day comprise the best offensive line in school history.

But Penny did more. He put a team with a growing national reputation squarely on the map, making it known that in the farthest reaches of the Southwest, football was being played with no frills and even less fear.

"When I talked to assistant coaches in the (NFL), you knew there was a chance that he was going to go high in the second round and there was a slim chance that he was going to go in the first round," Long said. "The coaches in the league loved Rashaad. But you fight the stigma of not being a Power 5 team, and there are a lot of personnel people and general managers who are concerned with that image.

"But we had a real strong feeling in going into the draft that teams whose coaches have a lot to say about who they draft, that Rashaad was real high on their list. So, it wasn't surprising that he went to the Seahawks, where (Pete Carroll) has a lot to say about who they draft. We thought he was the best running back in the draft, but all the measurables said the kid from Penn State (Saquon Barkley) was the best. But Rashaad had the same measurables of all the other guys (the media) was touting and more production. You can say anything you want, but the coaches thought he was the second-best back in the draft.

"Now, I think it's a real concern as to how we're going to get that kind of production (this season), because when you look at our team, it's not going to be one guy. It's going to have to be several people that do that for us. Juwan Washington is going to be our starting tailback, but he is also going to be our kickoff return guy? He's pretty good at it. You're going to have to get production out of two or three running backs, the same kind of production we got out of Rashaad and Juwan last year.

"And our offensive line has to play the way they did at the end of last year, not as they did in the middle of last year. I think we got caught where people looked at us as being really young and we went out and played well, but then we played a couple of teams that were able to expose our inexperience by stunting and slanting and things of that nature. It took our offensive line a couple of weeks to get used to that, and by the end of the year they were performing really well. So, we anticipate that they'll be the strength of the team. They can't go backwards. They've got to be good and better for us to have a chance to get the same kind of production that we got last year."

No less will be expected of a revamped coaching staff. Gone are longtime Long aides Danny Gonzales and Tony White, who spent a combined 23 seasons with the Aztecs' head coach. Both Gonzales and White, who also coached with Long at New Mexico, were lured to Arizona State by former Aztec and first-year Sun Devils' head coach Herm Edwards. Gonzales spent last season as SDSU's defensive coordinator while remaining in his role as the team's safeties coach. White spent nine seasons at SDSU as recruiting coordinator and cornerbacks coach. Also gone is special teams and associate head coach Bobby Hauck, who had an outstanding three-year run with SDSU before returning to Montana for a second stint as head coach of the Grizzlies.

"When (coaching changes) happen, you have to get to know each other better and you have to communicate better," Long said. "When you've been with the same group for a long time, there's a lot of communication you don't even have to make, because coaches already know how it is and how it works. When you lose two (coaches) on defense, obviously it means having to teach the new coaches your defense and they have to understand the philosophy and how to coach it. I think we got along well during spring practice.

"But you also have to look at what a great job Bobby Hauck did with special teams. Bobby's a veteran coach. (New special teams coach) Doug Deakin is as good a young coach as there is in the country, but he doesn't have the experience of Bobby, so there's a concern there, too. When you have success, you're going to lose people, because other people think you know what you're doing."

Those other people no longer need convincing.



MAXON

94

Riddell

ROEMER

ROEMER

74

57

56

29

BARDON



## THE OFFENSE

**J**uwan Washington needn't worry about a thing. After all, he's merely stepping into the shoes of a player who last season led the FBS in rushing yards (2,248), rushing yards per game (172.9), all-purpose yards (2,974) and all-purpose yards per game (228.8). He also ranked second in rushing touchdowns (23) and total touchdowns (28).

But Juwan Washington isn't Rashaad Penny. He isn't Donnell Pumphrey, either, who a season before became the all-time leading rusher in FBS history. Yet in the same way as Penny and Pumphrey before him, Washington has waited his turn, waited for the dust to settle before taking his own shot at the stardom that has come to accompany Aztec tailbacks.

"Much like Rashaad, Juwan has bided his time," said associate head coach and offensive coordinator Jeff Horton. "Last year, he assumed that 1A role the way Rashaad did as a junior, and I thought he had an outstanding year. He made a lot of big plays for us, and he's obviously dangerous as a kick returner, too.

"I look at it as a seamless transition into the starting role. Whether or not he can run for 2,000 yards, there are a lot of factors that go into that and I don't want fans to think or Juwan to think that if you don't run for 2,000 that you're not successful. Those are special seasons and a lot of good things have to happen. But I think he'll assume the heavier load. He's stayed healthy and I really see him as being ready to step up and assume that role."

Senior quarterback Christian Chapman returns for his third full season, having directed the Aztecs to wins in both the 2015 and '16 Mountain West championship games. Chapman, who is 23-6 as a starter, has thrown just 11 interceptions in 328 career attempts.

As both Long and Horton will tell you, however, Chapman needs playmakers on the receiving end. While the Aztecs make no bones about being run-first, they ranked 119th among 130 FBS teams last season in passing yards per game. Senior Fred Trevillion has big-play capability, but with Mikah Holder lost to graduation after leading the team with 43 receptions last season,

SDSU needs production from a young group that is not without potential.

"We have some very good athletes at wide receiver, but the consistency of their production has been the issue so far," Long said. "They're not consistently good. For us to have success this year, we have to get more production out of them."

The real story on offense is an offensive line that could be blossoming into one of the best in the nation. A year after having the luxury of starting four seniors across the offensive front, SDSU's line last season was reduced to a junior, a sophomore, two red-shirt freshmen and a true freshman when the group's lone senior, guard Antonio Rosales, was sidelined with an injury. Now, with a season of experience under its belt and the potential of having four starters playing together for the next three years, the Aztecs' offensive line is fast coming of age.

Said sophomore left tackle Tyler Roemer: "I think by our third or fourth year, when we walk on the field, we're going to be feared. That's what I really want. I want teams to fear us."

## ▶ POS. CHART

### LEFT TACKLE (LT)

- 74 **Tyler Roemer, 6-7, 315, So.\***
- 71 Kyle Spalding, 6-6, 300, So.-SQ

### LEFT GUARD (LG)

- 79 **Daishawn Dixon, 6-5, 320, Jr.\*\***
- 70 Ladji Bagayoko, 6-4, 305, Fr.-RS

### CENTER (C)

- 56 **Dominic Gudino, 6-3, 300, So.\***
- 62 Nick Gerhard, 6-5, 300, Jr.-SQ

### RIGHT GUARD (RG)

- 60 **Keith Ismael, 6-3, 310, So.\***
- 64 Chris Martinez, 6-4, 305, Fr.-RS

### RIGHT TACKLE (RT)

- 76 Zachary Thomas, 6-5, 300, So.\*
- 77 **Ryan Pope, 6-7, 315, Sr.\*\***
- 75 Desmond Bessent, 6-7, 325, Fr.-RS

### WIDE RECEIVER (X)

- 7 **Fred Trevillion, 6-2, 200, Sr.\*\***
- 6 Tim Wilson Jr., 6-4, 205, So.\*
- 13 Isaiah Richardson, 6-1, 190, Fr.-RS

### RUNNING BACK (RB)

- 29 Juwan Washington, 5-7, 190, Jr.\*\*
- 22 Chase Jasmin, 5-11, 195, So.\*
- 26 Kaegun Williams, 5-9, 200, Fr.-RS
- 21 Chance Bell, 5-10, 185, Fr.-RS

### QUARTERBACK (QB)

- 10 **Christian Chapman, 6-0, 200, Sr.\*\*\***
- 9 Ryan Agnew, 6-0, 190, Jr.\*\*
- 5 Mark Salazar, 6-3, 190, Fr.-RS
- 12 Neil Boudreau, 6-3, 210, So.-SQ

### FULLBACK (FB)

- 34 Isaac Lessard, 6-3, 240, Jr.\*\*
- 4 Chad Woolsey, 6-1, 225, Sr.\*
- 35 Grady Vazquez, 6-1, 225, So.-SQ

### TIGHT END (TE)

- 82 Parker Houston, 6-3, 250, Jr.\*\*
- 87 Kahale Warring, 6-6, 250, Jr.\*
- 91 Shane Coleman, 6-5, 240, Fr.-RS
- 47 Gabe Strong, 6-5, 230, Sr.-SQ
- 84 Brennan Hawkins, 6-4, 235, Fr.-RS
- 83 Alex Wilson, 6-4, 240, Fr.-RS

### WIDE RECEIVER (Z)

- 86 Isiah Macklin, 6-5, 210, So.\* **OR**
- 36 Ethan Dedeaux, 5-9, 185, Fr.-RS
- 41 BJ Busbee, 5-8, 145, Fr.-RS **OR**
- 37 Liam Cabrera, 5-10, 190, Jr.\*
- 85 Chaz Collins, 5-10, 180, Jr.-SQ
- 80 TJ Sullivan, 6-0, 190, Fr.-HS

*Bold indicates returning starter, Underline indicates player is a newcomer or redshirt yet to play at SDSU.*





# QB



## POSITION BREAKDOWN

The temptation is to label Chapman as steady, a heady game manager who can beat you with his wits as much as his arm and feet.

But here's another label: Winner.

As he enters his final season at SDSU, Chapman does so with a winning percentage of 79.3, the highest in its DI history (since 1969) and second highest overall. He completed 60.1 percent of his passes last season (143-of-246) for 1,873 yards, with 13 touchdowns and four interceptions. He ranked third in the Mountain West in pass efficiency (139.2).

"He's not given enough credit for our success," Long said. "Now, I think as a coaching staff we understand how important he's been to our program, but I'm not sure that people watching the game realize how important he is to our program."

"The No. 1 criteria for any quarterback is how many games you've won. Since he's been the starter we're (23-6). That's pretty good. There aren't a whole lot of quarterbacks in this country who have done that. We've had a lot of talent at the tailback position, but nobody realizes all of the times that Christian has gotten us into the right play to give our offensive line a better opportunity and to give our tailbacks better opportunities."

"I think he's probably going to have to do more this year than he's done in the past in terms of throwing the ball. But he's accurate, he can get out of trouble by doing things with his feet and he has full knowledge of our offense. He knows what the coaches want when they call a play and he gets us in the right place and does the right thing almost all the time. Because we've had so many tailbacks with great statistics, it's been easy to forget that we've had a pretty good quarterback."

Junior Ryan Agnew, who appeared in seven games last season, emerged as the backup to Chapman following spring drills. Although currently listed as No. 3 on the depth chart, keep an eye on Mark Salazar, a redshirt freshman who prepped at nearby Rancho Bernardo High. The 6-foot-3, 190-pound Salazar is much in the mold of Chapman, having thrown just 11 interceptions against 32 touchdowns in his final two seasons at Rancho Bernardo.

## INSIDE THE NUMBERS

San Diego State has gone an FBS-best 39 consecutive games without throwing more than one interception. That is the longest FBS streak this decade and is 19 games longer than the second-longest active streak (Air Force, 20). That streak dates back to Sept. 12, 2015. The Aztecs are 31-8 during that stretch.

## POS. CHART

### QUARTERBACK

- 10** Christian Chapman, 6-0, 200, Sr.\*\*\*
- 9 Ryan Agnew, 6-0, 190, Jr.\*\*
- 5 Mark Salazar, 6-3, 190, Fr.-RS
- 12 Neil Boudreau, 6-3, 200, So.-SQ

*Bold indicates returning starter, Underline indicates player is a newcomer or redshirt yet to play at SDSU.*

## SDSU RECORDS

### CAREER VICTORIES

Pl. Player, Seasons	Wins
<b>1. Christian Chapman, 2015-16-17</b>	<b>23</b>
Ryan Lindley, 2008-09-10-11	23
3. Todd Santos, 1984-85-86-87	22
4. Dennis Shaw, #1968-69	20
5. Billy Blanton, 1993-94-95-96	18
6. Brian Sipe, 1969-70-71	15
7. Quinn Kaehler, 2013-14	14
Craig Penrose, 1974-75	14
9. David Lowery, 1991-92-93	13
Joe Davis, 1976-77	13

# - Shaw's 1968 Division II season stats are included.

### CAREER WINNING PCT.

Pl. Player, Seasons	W-L-T	Pct.
<i>(minimum 15 career starts)</i>		
1. Dennis Shaw, #1968-69	20-0-1	.976
<b>2. Christian Chapman, 2015-16-17</b>	<b>23-6-0</b>	<b>.793</b>
3. Craig Penrose, 1974-75	14-5-1	.725
4. Brian Sipe, 1969-70-71	15-7-0	.682
5. Billy Blanton, 1993-94-95-96	18-10-0	.643
6. Quinn Kaehler, 2013-14	14-8-0	.636

# - Shaw's 1968 Division II season stats are included

### CONSECUTIVE STARTS

Pl. Player, Dates	Games Started
1. Ryan Lindley, Oct. 18, 2008-Dec. 17, 2011	44
<b>2. Christian Chapman, Dec. 5, 2015-current</b>	<b>29</b>
3. Billy Blanton, Oct. 15, 1994-Nov. 28, 1996	28
4. Dan McGwire, Sept. 2, 1989-Dec. 1, 1990	23
5. David Lowery, Oct. 5, 1991-Sept. 18, 1993	22
Brian Sipe, Sept. 12, 1970-Dec. 4, 1971	22
7. Dennis Shaw, Sept. 14, 1968-Nov. 29, 1969	20
8. Craig Penrose, Oct. 12, 1974-Nov. 22, 1975	19
9. Kevin O'Connell, Oct. 23, 2004-Aug. 31, 2006	17
Todd Santos, Oct. 18, 1985-Nov. 27, 1986	17
Mark Halda, Sept. 16, 1978-Oct. 20, 1979	17

## NATIONALLY

### HIGHEST WINNING PCT./ACTIVE FBS QBs (min. 15 starts)

Pl. Player, School	W-L	Pct.
1. Jalen Hurts, Alabama	26-2	.929
2. Alex Hornibrook, Wisconsin	20-3	.870
3. Trace McSorley, Penn State	22-5	.815
<b>4. Christian Chapman, SDSU</b>	<b>23-6</b>	<b>.793</b>
5. Will Grier, Fla.-WVU	12-4	.750
Brett Rypien, Boise State	27-9	.750

### MOST WINS / ACTIVE FBS QBs

Pl. Player, School	Wins
1. Jake Browning, Washington	29
2. Brett Rypien, Boise State	27
Clayton Thorson, Northwestern	27
4. Jalen Hurts, Alabama	26
<b>5. Christian Chapman, San Diego State</b>	<b>23</b>

### MOST CONSECUTIVE STARTS W / FEWER THAN 2 INT. / ACTIVE FBS QBs

Pl. Player, School	Starts
<b>1. Christian Chapman, San Diego State</b>	<b>29</b>
2. Jalen Hurts, Alabama	17
3. Arion Worthman, Air Force	15
4. J'mar Smith, Louisiana Tech	14
5. A.J. Erdely, UAB	13
Nate Stanley, Iowa	13
Jake Browning, Washington	13

Chapman's streak is the 2nd longest in the nation since 2012, trailing only Navy's Keenan Reynolds (45).

### FEWEST INT. THROWN / 2017

Pl. School	Int.
1. Alabama	3
<b>2. San Diego State</b>	<b>4</b>
LSU	4
4. Georgia Tech	5
Louisiana Tech	5
UAB	5
Washington	5

### FEWEST INT. THROWN / SINCE 2015

Pl. School	Int.
<b>1. San Diego State</b>	<b>13</b>
2. LSU	17
3. Georgia Tech	19
4. Navy	19
6. Iowa	21
Western Michigan	21
8. Alabama	22
Charlotte	22

# 39



## ▶ POSITION BREAKDOWN

By now, everyone knows the drill at SDSU: Develop a phenomenal starting tailback and shadow him with a player of equal or better caliber. Adam Muema and Donnel Pumphrey. Pumphrey and Chase Price. Pumphrey and Rashaad Penny. Penny and Juwan Washington.

And now it's Washington's turn. What's yet to be established is who becomes "1A," the backup who emerges to give the Aztecs their yearly terrifying tandem at tailback. At present, the candidates include sophomore Chase Jasmin, and redshirt freshmen Keagun Williams and Chance Bell. Jasmin appeared in all 13 games last season (mainly on special teams), carrying 33 times for 137 yards and two touchdowns.

"I can see one of those guys developing and becoming a guy we use on the fly sweep and playing some at tailback, and we may have to look at ways to gain extra yards in other ways, too," Horton said.

Indeed, Washington, who has two years to take advantage of SDSU's offensive line, appears the ideal heir apparent. Through two seasons, Washington, who at 5-7 is likely to draw more than a few comparisons to Pumphrey, has rushed for 1,200 yards and 13 touchdowns, averaging 6.6 yards per carry. Like Penny, he's also a home run waiting to happen on kickoff returns, averaging 26.1 yards while returning three kicks for touchdowns. Even in a limited role, Washington's average of 87.0 all-purpose yards per game last season tied for ninth in the MW.

"Juwan's a little thicker (190 pounds) than (Pumphrey) was," Horton said. "He's got great vision and that suddenness, much like Pump did when he ran the ball. I don't think it'll be any different at all. Juwan has been in our offense going on three years."

"He's also a special young man off the field. He has a tremendous personality. Ever since Day 1 when he first got here, he's always been one of the first guys on the practice field, smiling, laughing. He enjoys practice and he enjoys the game. He brings a vibe to the locker room, the weight room, the field. He's always upbeat. He has a lot more personality compared to Rashaad and (Pumphrey) had a little more edge to him. Juwan is an energy giver. He's like the Energizer bunny, always bouncing around. I think he'll bring a great deal to our team in that starting role."

Meanwhile, identifying a successor to fullback Nick Bawden will be no small task. Bawden, who logged the second-most snaps nationally by a fullback in 2017 and was the epitome of toughness, was selected by the Detroit Lions in the seventh round of the NFL Draft.

Isaac Lessard, a 6-3, 240-pound junior, emerged from spring drills as No. 1 on the depth chart at the fullback spot, having started once for an injured Bawden at UNLV in 2017. Lessard originally was recruited as a linebacker, but was moved to fullback prior to fall camp in 2015.

## ▶ POS. CHART

### RUNNING BACK

29	Juwan Washington, 5-7, 190, Jr.**
22	Chase Jasmin, 5-11, 195, So.*
26	<u>Keagun Williams, 5-9, 200, Fr.-RS</u>
21	<u>Chance Bell, 5-10, 185, Fr.-RS</u>

### FULLBACK

34	Isaac Lessard, 6-3, 240, Jr.**
4	Chad Woolsey, 6-1, 225, Sr.*
35	Grady Vazquez, 6-1, 225, So.-SQ

*Bold indicates returning starter, Underline indicates player is a newcomer or redshirt yet to play at SDSU.*

## ▶ RECENT RBs

### MOUNTAIN WEST OFFENSIVE PLAYER OF THE YEAR

Season	SDSU Player
2015	Donnel Pumphrey, SDSU RB
2016	Donnel Pumphrey, SDSU RB
2017	Rashaad Penny, SDSU RB/KOR

### SDSU RB HEISMAN THROPHY FINISHES

Season	SDSU Player	Finish
1991	Marshall Faulk	9th
1992	Marshall Faulk	2nd
1993	Marshall Faulk	4th
2016	Donnel Pumphrey	T-10th
2017	Rashaad Penny	5th

### NFL DRAFT RBs / ROCKY LONG ERA

Draft	Player	Rd.	OP
2012	Ronnie Hillman	3	67
2017	Donnel Pumphrey	4	132
2018	Rashaad Penny	1	27

### FIRST-TEAM ALL-MW RBs / ROCKY LONG ERA

Season	SDSU Player	Rushing Yds.
2011	Ronnie Hillman	1,711
2014	Donnel Pumphrey	1,867
2015	Donnel Pumphrey	1,653
2016	Donnel Pumphrey	2,133
2017	Rashaad Penny	2,248

## ▶ INSIDE THE NUMBERS

San Diego State is the only team in FBS history to have different players produce 2,000-yard rushing campaigns in consecutive seasons. In 2016, Donnel Pumphrey rushed for 2,133 yards and Rashaad Penny tallied 2,248 yards in 2017. Both players led the nation.

## NATIONALLY

### NATIONAL RANKINGS UNDER OC JEFF HORTON

(since 2015)

Category	No.	NCAA
Rushing Yards Per Game	249.5	10
Rushing Yards Per Carry	5.4	12
Rushing TDs	99	13
Time of Possession	32:00	16

### NCAA RUSHING LEADERS / 2017 SEASON

Pl.	Player, School	Yds.	RTD
1.	Rashaad Penny, SDSU	2,248	23
2.	Bryce Love, Stanford	2,118	19
3.	Jonathan Taylor, Wisconsin	1,977	13
4.	Devin Singletary, FAU	1,920	32
5.	Ahmad Bradshaw, Army	1,746	14

### NCAA RUSHING LEADERS / 2016 SEASON

Pl.	Player, School	Yds.	RTD
1.	Donnel Pumphrey, SDSU	2,133	17
2.	D'Onta Foreman, Texas	2,028	15
3.	Brian Hill, Wyoming	1,860	22
4.	Aaron Jones, UTEP	1,773	17
5.	Dalvin Cook, Florida State	1,765	19

### NCAA RUSHING LEADERS / ALL-TIME SINGLE-SEASON

Pl.	Player, School	Yds.	Year
1.	Barry Sanders, Oklahoma State	2,628	1988
2.	Melvin Gordon, Wisconsin	2,587	2014
3.	Kevin Smith, UCF	2,567	2007
4.	Marcus Allen, USC	2,342	1981
5.	Rashaad Penny, SDSU	2,248	2017
6.	Derrick Henry, Alabama	2,219	2015
7.	Troy Davis, Iowa State	2,185	1996
8.	Andre Williams, Boston College	2,177	2013
9.	LaDainian Tomlinson, TCU	2,158	2000
10.	Mike Rozier, Nebraska	2,148	1983
11.	Donnel Pumphrey, SDSU	2,133	2016

### CONSECUTIVE SEASONS WITH 1,000-YARD RUSHER / ACTIVE, FBS

Pl.	School	Seasons
1.	Auburn	9
	Boise State	9
3.	San Diego State	8



# WR



## POSITION BREAKDOWN

While some might view the forward pass at SDSU as a gadget play, there is nonetheless need for substantial improvement from this group.

"We're still going in with the idea of (being a run-heavy team), but each year we've evolved a little more in terms of throwing the ball and I think that will get better this year," Horton said. "Probably our biggest question mark on offense is at receiver, so we need the young guys to step up. Fred Trevillion is a senior and he's done some good things, but he needs to be more consistent.

"Our young (receivers) are still evolving, but Christian (Chapman) has a real good feel for what we're doing. He has a very good understanding of seeing things on the field, of recognizing coverages. I look for him to be able to expand on that this year. Last year, we were basically 61 percent run and 39 percent pass. I think you might see that balancing out a little more this year."

If so, the Aztecs need someone to step forward. A year ago, now-graduated Mikah Holder accounted for 43 of the 66 balls caught by receivers. Trevillion and Quest Truxton were second with 12. No other receiver on the roster had more than six, 13 fewer than Rashaad Penny.

A converted defensive back, the speedy Trevillion is not without talent. His average of 27.2 yards per catch last season would have ranked a whopping 14 yards better than anyone in the league had he had enough receptions to qualify.

Trevillion and either sophomore Isiah Macklin or redshirt freshman Ethan Dedeaux will enter fall camp as the starters at the two wide receiver spots. Macklin has the potential to develop into a matchup nightmare. At 6-5, he is at least three inches taller than any receiver on the roster save 6-4 junior Tim Wilson, who is currently listed No. 2 behind Trevillion at the "X" receiver spot. Dedeaux, meanwhile, impressed the coaching staff with a solid spring season.

"I don't think there's any question that we've got to get more production out of our wide receivers than we did last year," Long said. "We've got some big, talented young guys that hopefully will mature and become really good players."

## ▶ INSIDE THE NUMBERS

In 13 games with 827 total snaps and 252 total pass attempts last season, San Diego State wide receivers had a total of just seven dropped passes. The five wide receivers on the SDSU depth chart with playing experience combined have only three career drops.

# 7

## ▶ POS. CHART

### WIDE RECEIVER (X)

- 7 **Fred Trevillion, 6-2, 200, Sr.\*\***
- 6 Tim Wilson Jr., 6-4, 205, So.\*
- 13 Isaiah Richardson, 6-1, 190, Fr.-RS

### WIDE RECEIVER (Z)

- 86 Isiah Macklin, 6-5, 210, So.\* **OR**
- 36 Ethan Dedeaux, 5-9, 185, Fr.-RS
- 41 BJ Busbee, 5-8, 145, Fr.-RS **OR**
- 37 Liam Cabrera, 5-10, 190, Jr.\*
- 85 Chaz Collins, 5-10, 180, Jr.-SQ
- 80 TJ Sullivan, 6-0, 190, Fr.-HS

*Bold indicates returning starter, Underline indicates player is a newcomer or redshirt yet to play at SDSU.*

## ▶ RECENT WRs

### BILETNIKOFF AWARD WATCH LIST / SINCE 2002

Season	SDSU Player	Latest Rd.
2002	J.R. Tolver	semifinalist
2002	Kassim Osgood	preseason
2009	Vincent Brown	semifinalist
2010	Vincent Brown	preseason
2011	Colin Lockett	midseason
2012	Colin Lockett	preseason
2013	Ezell Ruffin	midseason
2014	Ezell Ruffin	preseason

### NFL DRAFT WRs / SINCE 2003

Draft	Player	Rd.	OP
2003	J.R. Tolver	5	169
2006	Jeff Webb	6	190
2008	Brett Swain	7	217
2008	Chaz Schillens	7	226
2011	Vincent Brown	3	82
2011	DeMarco Sampson	7	249
2013	Brice Butler	7	209

## ▶ TREVILLION

### CATCHES BY DISTANCE

Yards	Opponent	1st Down	TD
89	Boise State	Y	Y
47	New Mexico	Y	Y
40	San Jose State	Y	
39	Boise State	Y	
24	UC Davis	Y	
20	New Mexico	Y	
14	UC Davis	Y	
13	vs. Army West Point (AFB)	Y	
13	Nevada		
11	vs. Army West Point (AFB)		
10	vs. Army West Point (AFB)	Y	
7	at UNLV		

## NATIONALLY

### NATIONAL RANKINGS UNDER OC JEFF HORTON

(since 2015)

Category	No.	NCAA
Passing Touchdown-Int. Ratio	3.85	6
Passing TD Percentage	6.6	21
Passing Yards Per Completion	13.30	29
Passing Efficiency	142.5	30
Passing Yards Per Attempt	7.80	34

### NCAA YARDS PER CATCH / 2017 SEASON (min. 10 rec.)

Pl.	Player, School	Rec.	YPC
1.	<b>Fred Trevillion, SDSU</b>	12	27.3
2.	Tyler Carmona, Navy	14	27.2
3.	Kalib Woods, Fla. Atlantic	24	25.8
4.	Chris Platt, Baylor	16	25.1
5.	Jauan Wesley, No. Illinois	10	25.0

### MW 2017 WR RATING (min. 25 rec.)

QB ratings when receiver is targeted

Pl.	Player, School	Target	WR Rat.
1.	John Ursua, Hawai'i	62	137.0
2.	Brandon Presley, UNLV	49	126.8
3.	Detrich Clark, Colorado State	57	126.4
4.	Jay Griffin, New Mexico	42	120.1
5.	Cedrick Wilson, Boise State	130	118.5
6.	Brendan O'Leary-Orange, Nev.	60	114.5
7.	<b>Fred Trevillion, SDSU</b>	27	114.1
8.	Jamire Jordan, Air Force	51	111.7
9.	Bailey Gaither, San Jose State	38	109.5
10.	Ron'Quavon Tarver, Utah State	82	108.2

## LONG ERA

### SDSU CAREER YARDS PER CATCH / SINCE '11 (min. 10 rec.)

Pl.	Player, Season(s)	Rec.	YPC
1.	<b>Fred Trevillion, 2014-17</b>	12	27.3
2.	Eric Judge, 2013-14-15-16	68	17.2
3.	Mikah Holder, 2014-15-16-17	99	16.9
4.	Ezell Ruffin, 2012-13-14	111	16.9
5.	Colin Lockett, 2011-12-13	130	15.4

### 100-YARD RECEIVING GAMES / SINCE 2011

Pl.	Player, Season(s)	100-Yd. Gms.	High
1.	Ezell Ruffin, 2012-13-14	6	181
2.	Colin Lockett, 2011-12-13	5	149
3.	Gavin Escobar, 2011-12	4	125
4.	Mikah Holder, 2014-15-16-17	2	160
5.	<b>Fred Trevillion, 2014-17</b>	1	128
	Dylan Denso, 2011-12-13	1	109
	Eric Judge, 2013-14-15-16	1	107



## ▶ POSITION BREAKDOWN

Moving forward absent of two-time all-MW selection David Wells will take some doing, but the Aztecs are hardly void of talent in juniors Kahale Warring and Parker Houston.

The 6-6, 250-pound Warring, a former water polo player who played just one season of high school football, was nothing short of outstanding in 2017, finishing with a team-high three touchdown catches. His 18 receptions for 248 yards (13.8 yards per catch) ranked third behind Mikah Holder and Rashaad Penny.

Said Long: "Kahale needs to get a little bit better at blocking, but his potential as a receiver is unbelievable."

And while the 6-4, 250-pound Houston is equally capable as both a blocker and receiver, Horton also has his eye on Shane Coleman, a 6-5, 240-pound redshirt freshman who could provide additional depth at a key position.

"I feel like we're one player short," Horton said. "Kahale and Parker are both very good players, but there might be times where we use an offensive lineman as a tight end in our heavy sets. I think Shane Coleman's development will be a big key at the tight end position. If we can accelerate his learning curve to the point where he can step in and help us, that will be a big bonus. He's put on 20 pounds in the last year and he'll put on more before fall camp, but he could be a big key at that spot."

## ▶ INSIDE THE NUMBERS

In 2017, San Diego State averaged 1.57 tight ends on the field per offensive snap. The Aztecs had three tight ends log more than 300 snaps during the campaign with all three of those players ranked among the top 181 nationally in playing time at the position.

# 1.57

## ▶ POS. CHART

### TIGHT ENDS

82	Parker Houston, 6-3, 250, Jr.**
87	Kahale Warring, 6-6, 250, Jr.*
91	<u>Shane Coleman, 6-5, 240, Fr.-RS</u>
47	<u>Gabe Strong, 6-5, 230, Sr.-SQ</u>
84	<u>Brennan Hawkins, 6-4, 235, Fr.-RS</u>
83	<u>Alex Wilson, 6-4, 240, Fr.-RS</u>

*Bold indicates returning starter, Underline indicates player is a newcomer or redshirt yet to play at SDSU.*

## ▶ SNAP COUNTS

### TIGHT END SNAP COUNTS / SINCE 2014

2014	Snaps
Adam Roberts	439
Daniel Brunskill	356
Robert Craighead	206
David Wells	98
Aaron Boesch	5
Rashaad Penny	5

2015	Snaps
Daniel Brunskill	732
David Wells	490
Darryl Richardson	25

2016	Snaps
David Wells	814
<b>Parker Houston</b>	<b>331</b>
Darryl Richardson	179
<b>Kahale Warring</b>	<b>22</b>

2017	Snaps
David Wells	574
<b>Parker Houston</b>	<b>390</b>
<b>Kahale Warring</b>	<b>311</b>
Darryl Richardson	80

\* - Per Pro Football Focus.

## ▶ 2017 STARTS

### TE GxG 2017 STARTERS

Opponent	TE Starters (alphabetically)
UC Davis	Houston
at Arizona State	Houston Wells
Stanford	Wells
at Air Force	Houston Wells
Northern Illinois	Houston Warring
at UNLV	Wells
Boise State	Wells
Fresno State	Wells
at Hawai'i	Warring
at San Jose State	Houston Wells
Nevada	Houston Wells
New Mexico	Wells Warring
vs. Army West Point	Houston Wells

## MOUNTAIN WEST

### SDSU TE ALL-LEAGUE SELECTIONS (since 2010)

Name	Year	Team
Gavin Escobar	2010	2nd
Gavin Escobar	2011	1st
Gavin Escobar	2012	1st
Daniel Brunskill	2015	HM
David Wells	2016	2nd
David Wells	2017	2nd

### SDSU TE SCHOLAR-ATHLETE AWARD WINNERS

(3.50 cumulative GPA; since 2009)

Name	Year	No. Sel.
D.J. Shields	2009	1st
Bryce Quigley	2010	1st
D.J. Shields	2010	2nd
Bryce Quigley	2011	2nd
D.J. Shields	2011	3rd
D.J. Shields	2012	4th
David Wells	2016	1st

### SDSU TE ACADEMIC ALL-LEAGUE SELECTIONS

(3.00 cumulative GPA; since 2009)

Name	Year	No. Sel.
Hunter Hewitt	2009	1st
Matthew Kawulok	2009	4th
D.J. Shields	2009	1st
Bryce Quigley	2010	1st
D.J. Shields	2010	2nd
Bryce Quigley	2011	2nd
Adam Roberts	2011	1st
D.J. Shields	2011	3rd
Alston Umuolo	2011	1st
Adam Roberts	2012	2nd
D.J. Shields	2012	4th
Adam Roberts	2013	3rd
Daniel Brunskill	2014	1st
David Wells	2014	1st
Daniel Brunskill	2015	2nd
David Wells	2015	2nd
<b>Parker Houston</b>	<b>2016</b>	<b>1st</b>
David Wells	2016	3rd
<b>Parker Houston</b>	<b>2017</b>	<b>2nd</b>
David Wells	2017	4th

## NFL TIGHT ENDS

### SDSU TIGHT ENDS IN THE NFL (per Football Reference)

Player, SDSU Season(s)	Seasons	GP
Lloyd Edwards, 1967-68	1	14
Don Warren, 1977-78	14	193
Phil DuBois, 1977-78	2	17
Mike Wells, 1982-83	1	1
Jeff Spek, 1983	1	2
Mike Waters, 1983-84	2	10
John O'Callaghan, 1984	1	1
Jim Loughton, 1982-84-85	1	6
Robert Awalt, 1985-86	7	95
Ray Rowe, 1988-89-90-91	2	4
Gavin Escobar, 2010-11-12	5	64



## POSITION BREAKDOWN

It might be argued that the most memorable quote of the 2017 season belonged to Rashaad Penny, who said this of his offensive line in a postgame press conference:

"When they get a little more experience, there's going to be hell to pay."

Brace yourself, Mountain West. The rent is about to come due.

Remarkably, despite the youth up front, Penny became the second straight Aztec tailback to rush for 2,000 yards, eclipsing Donnel Pumphrey's school record of the previous season by finishing with an FBS-best 2,248 in one less game.

A group seemingly oblivious to the challenge in front of them, redshirt freshman left tackle Tyler Roemer, sophomore left guard Daishawn Dixon, true freshman center Dominic Gudino, redshirt freshman right guard Keith Ismael and junior right tackle Ryan Pope proved nothing short of phenomenal.

Now a year older, it's a group teeming with talent and one with the potential of playing together for years to come. And it's not without depth. Coming out of spring drills, Zachary Thomas, a sophomore, emerged as No. 1 on the depth chart at right tackle ahead of Pope, the group's lone senior.

At the conclusion of the 2017 season, Roemer and Ismael both earned second-team all-MW honors. Every other linemen named to the first or second team was a senior.

"Obviously, they're the most solid group we have coming back," Horton said. "We could potentially have four sophomores and a junior, or three sophomores, a junior and a senior, starting. It's a great group. All of them really grew as the season went on last year, especially when you consider that we had redshirt freshmen and a true freshman who were starting. I really look for those guys to take a big step forward this year. It's up to us to really challenge them and make sure they know that last year was just the tip of the iceberg."

## INSIDE THE NUMBERS

In 2017, San Diego State converted an amazing 13 of 14 third down and one-yard to go situations. That gave the Aztecs a 92.9 percent conversion rate.

# 92.9

## POS. CHART

### LEFT TACKLE (LT)

- 74** **Tyler Roemer, 6-7, 315, So\***  
**71** Kyle Spalding, 6-6, 300, So.-SQ

### LEFT GUARD (LG)

- 79** **Daishawn Dixon, 6-5, 320, Jr.\*\***  
**70** Ladji Bagayoko, 6-4, 305, Fr.-RS

### CENTER (C)

- 56** **Dominic Gudino, 6-3, 300, So.\***  
**62** Nick Gerhard, 6-5, 300, Jr.-SQ

### RIGHT GUARD (RG)

- 60** **Keith Ismael, 6-3, 310, So.\***  
**64** Chris Martinez, 6-4, 305, Fr.-RS

### RIGHT TACKLE (RT)

- 76** Zachary Thomas, 6-5, 300, So.\*  
**77** **Ryan Pope, 6-7, 315, Sr.\*\***  
**75** Desmond Bessent, 6-7, 325, Fr.-RS

*Bold indicates returning starter, Underline indicates player is a newcomer or redshirt yet to play at SDSU.*

## RECENT OL

### RECENT ALL-MOUNTAIN WEST OFFENSIVE LINEMEN / ROCKY LONG ERA

Season	SDSU Player	Team
2011	Tommy Draheim	1st
	Alec Johnson	2nd
	Nik Embermate	1st
2012	Alec Johnson	2nd
	Bryce Quigley	HM
	Bryce Quigley	2nd
2013	Terry Poole	HM
	Terry Poole	2nd
	Darrell Greene	HM
2015	Nico Siragusa	1st
	Pearce Slater	1st
2016	Nico Siragusa	1st
	Daniel Brunskill	2nd
2017	Keith Ismael	2nd
	Tyler Roemer	2nd

2017 ALL-MW SECOND TEAM

## NATIONALLY

### RANKINGS UNDER OL COACH MIKE SCHMIDT (since 2016)

Category	No.	NCAA
Rushing Yards Per Game	225.9	13
Rushing Yards Per Carry	5.2	13
Rushing TDs	185	17
Time of Possession	31.43	17

### RANKINGS UNDER OC JEFF HORTON (since 2015)

Category	No.	NCAA
Rushing Yards Per Game	249.5	10
Rushing Yards Per Carry	5.4	12
Rushing TDs	99	13
Time of Possession	32:00	16

### CONSECUTIVE SEASONS WITH 1,000-YARD RUSHER / ACTIVE, FBS

Pl.	School	Seasons
1.	Auburn	9
	Boise State	9
3.	San Diego State	8

### 3RD-DOWN-AND-4 YARDS-OR-LESS CONVERSION RATE / FBS 2017

Pl.	School	Conv./Att.	Pct.
1.	Army West Point	66/86	76.7
2.	San Diego State	36/48	75.0
3.	Washington	42/57	73.7
4.	Colorado State	47/65	72.3
5.	Auburn	63/88	71.6
6.	Stanford	41/58	70.7
7.	Houston	45/64	70.3
8.	Kansas State	28/40	70.0
9.	Boston College	51/74	68.9
10.	Marshall	42/61	68.9

### TEAMS RETURNING ALL FIVE STARTING OL / 2018

- Boston College
- California
- Coastal Carolina
- Florida
- Illinois
- Indiana
- Kansas State
- Marshall
- Maryland
- Missouri
- Northern Illinois
- Old Dominion
- Penn State
- San Diego State
- Utah State
- Vanderbilt
- Wake Forest
- Wisconsin



## THE DEFENSE

It's not easy solving the Gordian Knot that is Rocky Long's 3-3-5 defense.

Nor is it easy to learn.

In his first season as head coach in 2011, the Aztecs, who have since fully assimilated Long's philosophy, terminology and general menace, were no better than the nation's 68th-best defense. They gave up nearly 400 yards per game and 6.0 yards per play. They were hurt by the pass (221.69 yards per game) and troubled by the run, allowing opponents a per-game average of nearly 170 yards.

SDSU moved up to No. 39 nationally in total defense the following season, but slipped to No. 53 in 2013 when it allowed an average of 39.2 points in its five losses.

And then the learning curve became as straight as a stretch of desert highway.

Not once since the conclusion of the 2014 have the Aztecs finished worse than No. 16 in the nation in total defense. They took it to an all-time high in 2015, finishing No. 5 while becoming one of only five teams in the country to allow fewer than 300.0 yards per game.

SDSU has ranked No. 11 each of the past two seasons, though a Top 10 finish may have been in order in 2017 had it not been for...coaching?

"We're going to put (senior Noble Hall) back at tackle, because we think having him at end last year was a coaching error," Long said. "My philosophy is that you put your best three guys right in the middle of the defense. You put your best defensive lineman on the center, you put your best linebacker in the middle and you put your best defensive back at the middle safety spot, because they can make plays in both (the run and pass). I thought (in 2016), when Noble played nose tackle, that we were better on defense than we were last year when he didn't play that position."

Long's intricate defensive schemes demand brains as well as brawn, giving experienced players a decided edge. And while there is no lack of talent among underclassmen on defense, Hall, defensive end Anthony Luke, linebacker Ronley Lakalaka, safety Parker Baldwin and end Chibu Onyeukwu are the lone seniors.

"Our linebackers are pretty experienced, but in the secondary we're really inexperienced at the safety spots, especially the backups," Long said. "We like to play a lot of guys on defense, but most of our backups this year have hardly played. We have one experienced corner coming back (Ron Smith) and we have one (junior Kyree Woods) who really hasn't played much at all."

First order of business? Getting pressure on the quarterback. After finishing with 37 and 38 sacks, respectively, in 2015 and '16, the Aztecs last season managed only 23, placing them 93rd nationally. They had 18 fewer tackles for loss than in 2016.

Fortunately, when you're allowing only 20 points and 315.0 yards per game, the blemishes aren't exactly glaring. Yet neither are they necessarily acceptable. SDSU's sack total left it tied for seventh in the league.

## ▶ POS. CHART

### DEFENSIVE END (DE)

- 55 Chibu Onyeukwu, 6-4, 265, Sr.\*
- 68 **Myles Cheatum**, 6-2, 270, Jr.\*
- 66 Shane Irwin, 6-4, 260, Fr.-RS

### DEFENSIVE TACKLE (DT)

- 95 **Noble Hall**, 6-3, 265, Sr.
- 61 Damon Moore, 6-4, 270, Sr.\*
- 90 JJ Glass, 6-0, 270, So.-SQ

### DEFENSIVE END (DE)

- 45 Anthony Luke, 6-4, 260, Sr.\*
- 58 Connor Mitchell, 6-5, 250, Fr.-RS

### LINEBACKER (LB)

- 39 **Ronley Lakalaka**, 6-0, 225, Sr.\*\*\*
- 54 Caden McDonald, 6-3, 225, Fr.-RS
- 43 Seyddrick Lakalaka, 6-1, 220, Fr.-RS

### MIDDLE LINEBACKER (MLB)

- 44 Kyahva Tezino, 6-0, 230, Jr.\*\*
- 47 Kaelin Himphill, 6-2, 225, So.-SQ
- 49 Josh Bringuel, 6-4, 220, So.-SQ

### LINEBACKER (LB)

- 38 Andrew Aleki, 6-3, 230, So.\*
- 42 **Troy Cassidy**, 6-3, 225, Jr.\*\*

### CORNERBACK (CB)

- 17 **Ron Smith**, 6-0, 170, Jr.\*\*
- 10 Jeff Clay, 6-0, 195, Jr.\*\*
- 19 Tayari Venable, 6-1, 180, Fr.-RS
- 30 Garrett Binkley, 5-9, 170, Jr.-SQ

### WARRIOR (WAR)

- 18 Trenton Thompson, 6-2, 200, So.\*
- 48 Israel Cabrera, 5-10, 180, Jr.\*\*
- 31 Jerry Chaney, 6-0, 190, Jr.\*

### AZTEC (AZ)

- 33 **Parker Baldwin**, 6-2, 215, Sr.\*\*\*
- 37 Dwayne Johnson, Jr., 6-2, 215, So.\*
- 11 Will Stricklin II, 6-0, 200, So.\*
- 35 Marc Ellis, 6-0, 190, Sr.-SQ

### WARRIOR (WAR)

- 14 **Tariq Thompson**, 6-0, 200, So.\*
- 32 Tayler Hawkins, 6-1, 200, So.\*

### CORNERBACK (CB)

- 27 Kyree Woods, 6-0, 185, Jr.\*\*
- 23 Darren Hall, 6-0, 170, Fr.-RS
- 12 Adison Umrarong, 5-10, 175, Fr.-RS

*Bold indicates returning starter, Underline indicates player is a newcomer or redshirt yet to play at SDSU.*



## POSITION BREAKDOWN

While the 6-3, 265-pound Noble Hall, a two-year starter, will hold things down inside, Chibu Onyeukwu and junior Anthony Luke are expected to open fall camp as the team's starting defensive ends.

Onyeukwu (6-4, 265), who finally saw the field as a junior last year after redshirting in 2016, found immediate success, leading the team with 4.5 sacks. He also had five tackles for loss and recovered a fumble.

The 6-4, 260-pound Luke is currently listed as the starter at right end heading into fall camp. Luke, who transferred from American River College in Sacramento in January of 2017, appeared in 13 games last season.

Also expected to figure in the mix is junior Myles Cheatum (6-2, 270), who started the first eight games last season before being limited by a foot injury.

A pair of transfers — Jalil Lecky from College of San Mateo and Joah Robinett from Oregon State and nearby San Marcos High — add experience to an already veteran group.

Said Long: "We have to play better in the defensive line than we did last year, but we have older guys there, a couple of whom have played a lot, so that could really help us."

## ▶ POS. CHART

### DEFENSIVE END (DE)

- 55 Chibu Onyeukwu, 6-4, 265, Sr.\*
- 68 Myles Cheatum, 6-2, 270, Jr.\***
- 66 Shane Irwin, 6-4, 260, Fr.-RS

### DEFENSIVE TACKLE (DT)

- 95 Noble Hall, 6-3, 265, Sr.\*\*■**
- 61 Damon Moore, 6-4, 270, Sr.\*
- 90 JJ Glass, 6-0, 270, So.-SQ

### DEFENSIVE END (DE)

- 45 Anthony Luke, 6-4, 260, Sr.\*
- 58 Connor Mitchell, 6-5, 250, Fr.-RS

*Bold indicates returning starter, Underline indicates player is a newcomer or redshirt yet to play at SDSU. ■ Started at DE in 2017.*

## ▶ SNAP COUNTS

### DEFENSIVE LINE SNAP COUNTS / 2017\*

2017	Snaps
Sergio Phillips	528
<b>Noble Hall</b>	<b>444</b>
<b>Chibu Onyeukwu</b>	<b>337</b>
Myles Cheatum	334
Dakota Turner	285
<b>Damon Moore</b>	<b>236</b>
<b>Anthony Luke</b>	<b>233</b>
Randy Ricks	43
<b>JJ Glass</b>	<b>26</b>
Jondarius Gardner	12

\* - Per Pro Football Focus.

## NATIONALLY

### RANKINGS UNDER DL COACH ERNIE LAWSON (since 2016)

Category	No.	NCAA
Opp. Fourth Down Conv. Pct.	29.5	5
Rushing Yards Allowed Per Carry	3.4	9
Rushing Yards Allowed Per Game	120.2	10
Rushing TDs Allowed	27	12
Opp. Time of Possession	28:22	30

### RANKINGS UNDER HEAD COACH/DC ROCKY LONG

(since 2009)

Category	No.	NCAA
Interceptions	135	12
Rushing Yards Allowed Per Carry	3.7	15
Opp. Fourth Down Conv. Pct.	45.7	19
Rushing Yards Allowed Per Game	138.4	20

## RUSH YDS.

### FEWEST RUSHING YARDS ALLOWED VS. SDSU / GAME / ROCKY LONG ERA (since 2009)

Pl.	Opponent	Date	Rush. Yds.
1.	Oregon State	9/21/13	10
2.	Fresno State	10/3/15	12
3.	Houston (LVB)	12/17/16	25
4.	Colorado State	11/6/10	27
5.	San José State	11/4/17	33
6.	Nevada	11/18/17	34
7.	Hawai'i	10/28/17	35
	Nevada	11/28/15	35
	San José State	10/17/15	35
10.	New Mexico State	9/28/13	40

### ROCKY LONG ERA (since 2009)

Games in which SDSU has held the opponent to:	Times	Record
Less than 100 yards rushing	46	37-9
Zero rushing TDs	33	29-4
Less than 2.0 yds. per rush	18	16-2
Less than 50 yards rushing	14	12-2

## ▶ INSIDE THE NUMBERS

According to Pro Football Focus, San Diego State returns defensive linemen this season that accounted for 1,610 snaps in 2017. Five players on the SDSU defensive line depth chart logged at least 200 snaps a year ago.

# 1,610



## POSITION BREAKDOWN

Whatever Ronley Lakalaka lacks in size (6-0, 225), he more than compensates for with iron will and unrelenting resolve.

In the past two seasons, Lakalaka, who stepped into the sizable shoes of now-New York Giant linebacker Calvin Munson, has collected 155 tackles to go along with four sacks and 8.5 tackles for loss. As SDSU's leading tackler in 2016 (82), he is coming off a season in which he was named to the all-MW second team.

At middle linebacker, junior Kyahva Tezino will have ample opportunity to showcase talents that generated scholarship offers from no fewer than eight Pac-12 schools, as well as Boise State, Miami and Wisconsin.

An explosive player who now moves into a starting role, Tezino last season finished seventh on the team in tackles (59) despite playing in only 11 games. He had two sacks and six tackles for loss, the second-highest total on the team.

The competition could be fierce at the other linebacker spot, where sophomore Andrew Aleki emerged from spring drills ranked No. 1 on the depth chart. What remains to be seen is if Aleki can hold off junior Troy Cassidy, a returning starter.

There also is some burgeoning, though untested, talent at the position with the likes of redshirt freshmen Caden McDonald and Seyddrick Lakalaka (Ronley's brother) and sophomore Kaelin Himphill.

## ▶ POS. CHART

### LINEBACKERS (LB)

<b>39</b>	<b>Ronley Lakalaka, 6-0, 225, Sr.***</b>
54	Caden McDonald, 6-3, 225, Fr.-RS
43	Seyddrick Lakalaka, 6-1, 220, Fr.-RS

### MIDDLE LINEBACKER (MLB)

44	Kyahva Tezino, 6-0, 230, Jr.**
47	Kaelin Himphill, 6-2, 225, So.-SQ
49	Josh Bringuel, 6-4, 220, So.-SQ

### LINEBACKERS (LB)

38	Andrew Aleki, 6-3, 230, So.*
<b>42</b>	<b>Troy Cassidy, 6-3, 225, Jr.**</b>

2017 ALL-MW SECOND TEAM

*Bold indicates returning starter, Underline indicates player is a newcomer or redshirt yet to play at SDSU.*

## ▶ RECENT LBs

### ALL-MOUNTAIN WEST LINEBACKERS / ROCKY LONG DC ERA

Season	SDSU Player	Team
2009	Jerry Milling	HM
2010	Miles Burris	1st
2011	Miles Burris	1st
2012	Jake Fely	2nd
	Derek Largent	HM
2013	Nick Tenhaeff	HM
2015	Calvin Munson	1st
	Jake Fely	2nd
2016	Calvin Munson	1st
<b>2017</b>	<b>Ronley Lakalaka</b>	<b>2nd</b>

## NATIONALLY

### RANKINGS UNDER DC/LB COACH ZACH ARNETT (since 2011)

Category	No.	NCAA
Opponent Interceptions	114	5
Opponent Turnovers	182	9
Rushing Yards Allowed Per Carry	3.6	13
Opp. Time of Possession	28:28	14
Rushing Yards Allowed Per Game	133.5	16
Opp. Fourth Down Conv. Pct.	46.3	26

### RANKINGS UNDER HEAD COACH/DC ROCKY LONG

(since 2009)

Category	No.	NCAA
Interceptions	135	12
Rushing Yards Allowed Per Carry	3.7	15
Opp. Fourth Down Conv. Pct.	45.7	19
Rushing Yards Allowed Per Game	138.4	20

## INTERCEPTIONS

### MOST INTERCEPTIONS BY LINEBACKER / ROCKY LONG DC ERA (since 2009)

Pl.	Player, Season(s)	Int.	IRTD
1.	Calvin Munson, 2013-14-15-16	7	3
2.	Josh Gavert, 2011-12-13-14	3	0
	Luke Laolagi, 2009	3	1
<b>4.</b>	<b>Ronley Lakalaka, 2015-16-17</b>	<b>2</b>	<b>1</b>
	Derek Largent, 2012-13-14	2	0

### ROCKY LONG DC ERA

(since 2009)

Games in which SDSU has held the opponent to:	Times Record	
	Times	Record
Less than 100 yards rushing	46	37-9
Zero rushing TDs	33	29-4
Less than 2.0 yds. per rush	18	16-2
Less than 50 yards rushing	14	12-2

## TACKLES

### MOST TACKLES / 2017-18 BOWL GAME

Name, Team	Date/Opp.	Tackles
<b>Kyahva Tezino, SDSU</b>	<b>Dec. 23 vs. Army WP</b>	<b>17</b>
Te'Von Coney, Notre Dame	Jan. 1 vs. LSU	17
Quin Blanding, Virginia	Dec. 28 vs. Navy	16
<b>Ronley Lakalaka, SDSU</b>	<b>Dec. 23 vs. Army WP</b>	<b>15</b>
Tarvarius Moore, So. Miss.	Dec. 27 vs. FSU	14

## ▶ INSIDE THE NUMBERS

The San Diego State linebackers finished with 47 tackles against Army West Point in the 2017 Armed Forces Bowl, including career highs of 17 by Kyahva Tezino, 15 by Ronley Lakalaka, eight by Jay Henderson and six by Troy Cassidy.

# 47





## POSITION BREAKDOWN

In the event you were wondering about the commitment Parker Baldwin has to rectifying matters in 2018, a tweet the senior safety dispensed in mid-June said it all when he wrote that his eyes were set on winning the MW championship and being the best football player (and man) he could be after feeling that he let everyone down in 2017.

For teammates who may have missed the message, this is coming from a player who finished second on the team in total tackles last season with 75. From a player who finished third in total tackles as a sophomore despite coming off the bench for the first five games of the season.

From a player dead-set on adding another championship to his resume before the clock winds down on his collegiate career.

Positioned as the team's "Aztec" in the secondary, Baldwin is now the leader of the pack, the lone senior in a group that currently includes two juniors at cornerback and a pair of sophomores at the other two "Warrior" safety spots.

Not that youth is necessarily a bad thing. Returning at one of the Warrior spots is sophomore Tariq Thompson, who as a true freshman last season merely finished tied for the top spot in the MW with five interceptions. He also added 63 total tackles (fifth on the team) and three tackles for loss in earning second-team all-league honors. He was one of only two freshmen selected on defense.

At the other Warrior spot, Trenton Thompson (no relation to Tariq) returns after being sidelined by injury in 2017. At 6-2, 200 pounds, Trenton Thompson, one of three true freshmen to play on SDSU's defense in 2016 along with Troy Cassidy and Kyree Woods, presents classic size for a safety and could develop into a force in a starting role.

At one of the cornerback spots, junior Ron Smith has become as reliable as any player on the roster. A shutdown corner who as a true freshman tied an SDSU single-season record by returning two interceptions for touchdowns, Smith last season had two interceptions and was responsible for 16 of the Aztecs' 40 pass breakups, which went down as the second most in Aztec single-season history. His 62 total tackles ranked sixth on the team.

At the other corner, junior Kyree Woods was tabbed No. 1 on the depth chart coming out of spring drills, but it's likely he'll get ample competition from redshirt freshman Darren Hall. Woods, who played as a true freshman, appeared in 12 games last year, collecting 13 tackles and breaking up a pass.

## ► POS. CHART

### CORNERBACK (CB)

- 17 **Ron Smith, 6-0, 170, Jr.\*\***
- 10 Jeff Clay, 6-0, 195, Jr.\*\*
- 19 Tayari Venable, 6-1, 180, Fr.-RS
- 30 Garrett Binkley, 5-9, 170, Jr.-SQ

### WARRIOR (W)

- 18 Trenton Thompson, 6-2, 200, So.\*
- 48 Israel Cabrera, 5-10, 180, Jr.\*\*
- 31 Jerry Chaney, 6-0, 190, Jr.\*

### AZTEC (AZ)

- 33 Parker Baldwin, 6-2, 215, Sr.\*\*\***
- 37 Dwayne Johnson, Jr., 6-2, 215, So.\*
- 11 Will Stricklin II, 6-0, 200, So.\*
- 35 Marc Ellis, 6-0, 190, Sr.-SQ

### WARRIOR (W)

- 14 Tariq Thompson, 6-0, 200, So.\***
- 32 Tayler Hawkins, 6-1, 200, So.\*

### CORNERBACK (CB)

- 27 Kyree Woods, 6-0, 185, Jr.\*\*
- 23 Darren Hall, 6-0, 170, Fr.-RS
- 12 Adison Umrarong, 5-10, 175, Fr.-RS

*Bold indicates returning starter, Underline indicates player is a newcomer or redshirt yet to play at SDSU.*

## ► RECENT DBs

### RECENT ALL-MOUNTAIN WEST DEFENSIVE BACK / SINCE 2015

Season	SDSU Player	Team
2015	Damontae Kazee	1st
	J.J. Whitaker	2nd
	Malik Smith	HM
2016	Damontae Kazee	1st
	Malik Smith	2nd
2017	Kameron Kelly	1st
	<b>Tariq Thompson</b>	<b>2nd</b>
	<b>Parker Baldwin</b>	<b>HM</b>

## ► INSIDE THE NUMBERS

Since 2015, San Diego State leads the nation with 63 interceptions, at least seven more than every other FBS team. In the last three seasons, 14 different players have recorded an interception for the Aztecs.

## NATIONALLY

### RANKINGS UNDER HEAD COACH/DC ROCKY LONG

(since 2009)

Category	No.	NCAA
Interceptions	135	12
Rushing Yards Allowed Per Carry	3.7	15
Opp. Fourth Down Conv. Pct.	45.7	19
Rushing Yards Allowed Per Game	138.4	20

### MOST INTERCEPTIONS

(since 2015)

Pl.	Opponent	Int.	Ret.Yds	TD
1.	<b>San Diego State</b>	<b>63</b>	<b>868</b>	<b>10</b>
2.	Appalachian State	56	933	5
3.	Alabama	54	1,139	12
	Utah	54	614	6
	Wisconsin	54	718	6
6.	South Florida	52	769	5
7.	Arkansas State	51	837	8
	Northern Illinois	51	748	5
9.	Clemson	50	660	7
10.	Iowa	49	800	9
	Washington	49	823	6

### MOST TURNOVERS FORCED

(since 2015)

Pl.	Opponent	Turnovers
1.	Utah	92
2.	Washington	84
3.	<b>San Diego State</b>	<b>83</b>
4.	Memphis	82
5.	Alabama	80
	Arkansas State	80
7.	Wisconsin	78
8.	Oklahoma State	77
9.	Boston College	75
	Miami (Fla.)	75
	South Carolina	75
	South Florida	75
	Troy	75
	Washington State	75
	West Virginia	75
	Wyoming	75

### ANNUAL INTERCEPTION AND TURNOVERS FORCED RANKINGS

Season	Int.	NR	TOM	Rk.
2014	14	29	+0.31	43
2015	23	2	+1.57	1
2016	26	1	+1.00	4
2017	14	32	+0.54	26

# 63



## POSITION BREAKDOWN

Perhaps lost amidst all of the dazzling kickoff returns by Rashaad Penny and Juwan Washington is the kicker, the guy you never notice until a chip-shot field goal goes awry.

In the past two seasons, John Baron II has flirted with perfection and cozied up to excellence, hitting 33-of-38 field goals and 108-of-110 extra points. A semifinalist for the Lou Groza Award in 2016 (presented annually to the nation's top kicker), Baron II enters his senior season having already established school records for most field goals in a season (21) and field-goal percentage (.913).

"Having (Baron II) back is a good feeling, because we had one year where we had a guy who couldn't make an extra point," Long said. "It made fourth-down decisions pretty simple, though, because you just went for it every time."

Junior Brandon Heicklen returns as the team's punter, while Turner Bernard, one of the best in the league, is back for his junior season as the team's long snapper. Tight end Parker Houston will again handle the duties of short snapper. Heicklen ranked eighth in the MW last season with a punting average of 38.6, a figure Long would like to see improve.

Meanwhile, improving on what Rashaad Penny did as a returner last season will be a tall order. In addition to returning 17 kickoffs for 521 yards (30.6) and two touchdowns, he averaged 35.0 yards on two punt returns, one of which he turned into a 70-yard touchdown.

Now the baton has been passed to Juwan Washington, whose abilities as a kick-off returner are no less electrifying. Washington also returned a pair of kickoffs for touchdowns last season, including a 96-yarder in a 34-28 win over Northern Illinois in Week 5.

Fall camp is never without auditions, and Long is hopeful someone steps forward to fill the shoes of sure-handed punt returner Quest Truxton. Although Washington could return punts on occasion, it's likely the job will ultimately fall to one of the team's backup wide receivers. Potential candidates emerging from spring drills included redshirt freshmen Ethan Dedeaux, BJ Busbee and Isiah Richardson, and junior Chaz Collins.

Said Long: "When you return punts, the biggest priority is catching the ball and not fumbling. The return part is secondary. Kickoffs are different. If you drop a ball on a kickoff, you can still pick it up and run. If you drop a punt, it's over."

## ▶ POS. CHART

### PUNTER (P)

- 59 **Brandon Heicklen, 6-0, 180, Jr.\***
- 43 Liam King, 5-9, 170, Fr.-RS
- 29 John Baron II, 5-11, 190, Sr.\*\*
- 94 Garrett Erickson, 6-0, 190, Sr.-SQ

### PLACEKICKER (PK)

- 29 **John Baron II, 5-11, 190, Sr.\*\***
- 94 Garrett Erickson, 6-0, 190, Sr.-SQ
- 43 Liam King, 5-9, 170, Fr.-RS

### KICKOFFS (KO)

- 29 **John Baron II, 5-11, 190, Sr.\*\***
- 94 Garrett Erickson, 6-0, 185, Sr.-SQ
- 43 Liam King, 5-9, 170, Fr.-RS

### HOLDER (H)

- 59 Brandon Heicklen, 6-0, 180, Jr.\*
- 9 Ryan Agnew, 6-0, 190, Jr.\*\*

### LONG SNAPPER (LS)

- 50 **Turner Bernard, 6-1, 210, So.\***
- 35 Marc Ellis, 6-0, 190, Sr.-SQ

### SHORT SNAPPER (SS)

- 82 **Parker Houston, 6-3, 250, Jr.\*\***
- 50 Turner Bernard, 6-1, 210, So.\*

### KICKOFF RETURNS (KOR)

- 29 Juwan Washington, 5-7, 190, Jr.\*\*
- 22 Chase Jasmin, 5-11, 195, So.\*
- 26 Kaegun Williams, 5-9, 200, Fr.-RS
- 7 Fred Trevillion, 6-2, 200, Sr.\*\* OR
- 36 Ethan Dedeaux, 5-9, 185, Fr.-RS

### PUNT RETURNS (PR)

- 36 Ethan Dedeaux, 5-9, 185, Fr.-RS
- 29 Juwan Washington, 5-7, 190, Jr.\*\*
- 41 BJ Busbee, 5-8, 145, Fr.-RS OR
- 13 Isaiah Richardson, 6-1, 190, Fr.-RS

## NATIONALLY

### MOST KICKOFF RETURN TOUCHDOWNS (since 2015)

Pl.	Opponent	Touchdowns
1.	<b>San Diego State</b>	<b>10</b>
2.	Kansas State	7
	Memphis	7
4.	Duke	5
	Marshall	5
	Pittsburgh	5
	Tennessee	5

### MOST RETURN/DEFENSIVE TOUCHDOWNS (since 2015)

Pl.	Opponent	Touchdowns
1.	Alabama	27
2.	<b>San Diego State</b>	<b>22</b>
3.	Arkansas State	21
4.	Louisiana Tech	18
	Memphis	18
	Washington	18
7.	Pittsburgh	17
	USC	17
9.	Kansas State	16
	Marshall	16

### HIGHEST KICKOFF RETURN AVERAGE (since 2015)

Pl.	Opponent	KOR Average
1.	<b>San Diego State</b>	<b>27.7</b>
2.	Tennessee	26.0
3.	Kansas State	25.3
4.	Memphis	25.1
5.	Duke	24.8
6.	TCU	24.5
7.	Iowa	24.3
8.	Wyoming	24.3
9.	Ohio State	24.2
10.	Oregon	24.0

### NCAA FG PCT. LEADERS

(since 2016)

Pl.	Team	FG-FGA	FG%
1.	Florida	38-for-43	88.4
2.	Ole Miss	41-for-47	87.23
3.	Georgia Southern	34-for-39	87.18
4.	<b>San Diego State</b>	<b>33-for-38</b>	<b>86.8</b>
5.	San José State	30-for-35	85.7

*Bold indicates returning starter, Underline indicates player is a newcomer or redshirt yet to play at SDSU.*

## ▶ INSIDE THE NUMBERS

In the last three seasons, San Diego State leads the nation with 10 kickoff returns for touchdowns. No other team in the nation has more than seven.

# 10

# Aztecs At A Glance



EIGHT STRAIGHT BOWL GAME APPEARANCES ► 21 CONFERENCE CHAMPIONSHIPS

## AZTECS BY CLASS

Personnel listed with eligibility as it will be entering the 2018 season.

### Seniors (14)

S Parker Baldwin, K John Baron II, QB Christian Chapman, S Marc Ellis, K Garrett Erickson, DL Noble Hall, LB Ronley Lakalaka, DL Anthony Luke, DL Damon Moore, DL Chibu Onyeukwu, OL Ryan Pope, TE Gabe Strong, WR Fred Trevillion, FB Chad Woolsey

### Juniors (21)

QB Ryan Agnew, CB Luqman Barcoo, CB Garrett Binkley, S Israel Cabrera, WR Liam Cabrera, LB Troy Cassidy, S Jerry Chaney, DL Myles Cheatum, CB Jeff Clay, WR Chaz Collins, OL Daishawn Dixon, OL Nick Gerhard, P Brandon Hecklen, TE Parker Houston, DL Jalil Lecky, FB Isaac Lessard, CB Ron Smith, LB Kyahva Tezino, TE Kahale Warring, RB Juwan Washington, CB Kyree Woods

### Sophomores (22)

LB Andrew Aleki, LS Turner Bernard, QB Neil Boudreau, LB Josh Bringuel, DL JJ Glass, OL Dominic Gudino, CB Tayler Hawkins, LB Kaelin Himphill, OL Keith Ismael, RB Chase Jasmin, S Dwayne Johnson Jr., WR Isiah Macklin, DL Joah Robinett, OL Tyler Roemer, OL Kyle Spalding, S Will Stricklin II, S Keoni Stallworth, OL Zachary Thomas, S Tariq Thompson, S Trenton Thompson, WR Tim Wilson Jr., FB Grady Vazquez

### Redshirt Freshmen (23)

OL Ladjji Bagayoko, RB Chance Bell, OL Desmond Bessent, WR BJ Busbee, TE Shane Coleman, WR Ethan Dedeaux, CB Darren Hall, TE Brennan Hawkins, DL Shane Irwin, OL Delon Jemmott, LS Cameron King, K Liam King, LB Seyddrick Lakalaka, OL Chris Martinez, LB Caden McDonald, DL Connor Mitchell, WR Isaiiah Richardson, WR Kyre Richardson, QB Mark Salazar, RB Kaegun Williams, TE Alex Wilson, CB Adison Umrarong, CB Tayari Venable

### True Freshmen (21)

LB Andrew Alves, K/P Matt Araiza, QB Carson Baker, CB Cedarius Barfield, DL Keshawn Banks, TE Daniel Bellinger, LB Josh Bornes, RB Jordan Byrd, OL William Dunkle, S Denaylan Fuimaono, WR JR Justice, WR Elijah Kothe, TE Nick McTear, S Allan Mwata, DL Daniel Okpoko, S Rashad Scott, WR Kobe Smith, WR TJ Sullivan, DL Cameron Thomas, RB Zidane Thomas, OL Alama Uluave

## WHAT RETURNS

By percentage, what returns from last season.

Offense	Pct.
Rushing Yards . . . . .	.969 of 3,282 29.5
Passing Yards . . . . .	1,920 of 1,920 100.0
Receiving Yards . . . . .	.795 of 1,920 41.4
Scoring . . . . .	.196 of 400 49.0
Defense	Pct.
Tackles . . . . .	566 of 816 69.4
Tackles For Loss . . . . .	.38 of 58 65.5
Sacks . . . . .	.16 of 23 69.6
Forced Fumbles . . . . .	.6 of 8 75.0
Fumble Recoveries . . . . .	.5 of 6 83.3
Interceptions . . . . .	.9 of 14 64.3
Special Teams	Pct.
Field Goals . . . . .	.12 of 12 100.0
Punting Yards . . . . .	2,258 of 2,258 100.0
Punt Return Yards . . . . .	.0 of 264 0.0
Kickoff Return Yards . . . . .	.344 of 879 39.1

## GEOGRAPHICAL BREAKDOWN

Current Aztecs by home state.

### California (64)

LB Andrew Alves, K/P Matt Araiza, QB Carson Baker, K John Baron II, CB Luqman Barcoo, RB Chance Bell, CB Garrett Binkley, LB Josh Bornes, QB Neil Boudreau, LB Josh Bringuel, WR BJ Busbee, S Israel Cabrera, WR Liam Cabrera, LB Troy Cassidy, S Jerry Chaney, QB Christian Chapman, CB Jeff Clay, TE Shane Coleman, WR Chaz Collins, OL William Dunkle, S Marc Ellis, K Garrett Erickson, S Denaylan Fuimaono, DL JJ Glass, OL Dominic Gudino, CB Darren Hall, CB Tayler Hawkins, P Brandon Hecklen, DL Shane Irwin, OL Keith Ismael, RB Chase Jasmin, S Dwayne Johnson Jr., WR JR Justice, LS Cameron King, K Liam King, DL Jalil Lecky, FB Isaac Lessard, DL Anthony Luke, OL Chris Martinez, DL Damon Moore, DL Chibu Onyeukwu, OL Ryan Pope, WR Isaiiah Richardson, DL Joah Robinett, QB Mark Salazar, S Rashad Scott, WR Kobe Smith, CB Ron Smith, OL Kyle Spalding, S Keoni Stallworth, S Will Stricklin II, TE Gabe Strong, WR TJ Sullivan, LB Kyahva Tezino, DL Cameron Thomas, OL Zachary Thomas, S Tariq Thompson, S Trenton Thompson, CB Adison Umrarong, FB Grady Vazquez, CB Tayari Venable, TE Kahale Warring, TE Alex Wilson, FB Chad Woolsey

### Texas (10)

QB Ryan Agnew, CB Cedarius Barfield, DL Myles Cheatum, OL Daishawn Dixon, OL Nick Gerhard, LB Caden McDonald, TE Nick McTear, RB Juwan Washington, RB Kaegun Williams, WR Timothy Wilson Jr.

### Nevada (8)

TE Daniel Bellinger, WR Ethan Dedeaux, DL Noble Hall, TE Parker Houston, WR Elijah Kothe, WR Isiah Macklin, S Allan Mwata, OL Tyler Roemer

### Arizona (4)

LS Turner Bernard, RB Zidane Thomas, OL Alama Uluave, CB Kyree Woods

### Canada (3)

OL Ladjji Bagayoko, OL Delon Jemmott, DL Daniel Okpoko

### Hawai'i (3)

LB Andrew Aleki, LB Ronley Lakalaka, LB Seyddrick Lakalaka

### New Mexico (2)

DL Keshawn Banks, RB Jordan Byrd

### Arkansas (1)

S Parker Baldwin

### Florida (1)

OL Desmond Bessent

### Illinois (1)

DL Connor Mitchell

### Mississippi (1)

WR Fred Trevillion

### Oklahoma (1)

WR Kyre Richardson

### Oregon (1)

LB Kaelin Himphill

### Minnesota (1)

TE Brennan Hawkins



EIGHT STRAIGHT BOWL GAME APPEARANCES ► 21 CONFERENCE CHAMPIONSHIPS

ROSTER ◀ 2018 SEASON

Alphabetical		
No.	Name	Pos.
9	Agnew, Ryan	QB
38	Aleki, Andrew	LB
51	Alves, Andrew	LB
2	Araiza, Matt	K/P
70	Bagayoko, Ladji	OL
3	Baker, Carson	QB
33	Baldwin, Parker	S
57	Banks, Keyshawn	DL
16	Barcoo, Luq	CB
15	Barfield, Cedarius	CB
29	Baron II, John	K/P
21	Bell, Chance	RB
88	Bellinger, Daniel	TE
50	Bernard, Turner	LS
75	Bessent, Desmond	OL
30	Binkley, Garrett	CB
40	Bornes, Josh	LB
12	Boudreau, Neil	QB
49	Bringuel, Josh	LB
15	Byrd, Jordan	RB
41	Busbee, BJ	WR
48	Cabrera, Israel	S
37	Cabrera, Liam	WR
42	Cassidy, Troy	LB
31	Chaney, Jerry	S
10	Chapman, Christian	QB
68	Cheatum, Myles	DL
10	Clay, Jeff	CB
91	Coleman, Shane	TE
85	Collins, Chaz	WR
36	Dedeaux, Ethan	WR
79	Dixon, Daishawn	OL
73	Dunkle, William	OL
35	Ellis, Marc	S
94	Erickson, Garrett	K
46	Fuimaono, Denaylan	S
62	Gerhard, Nick	OL
90	Glass, JJ	DL
56	Gudino, Dominic	OL
23	Hall, Darren	CB
95	Hall, Noble	DL
84	Hawkins, Brennan	TE
32	Hawkins, Tayler	S
59	Heicklen, Brandon	P
47	Himphill, Kaelin	LB
82	Houston, Parker	TE
66	Irwin, Shane	DL
60	Ismael, Keith	OL
22	Jasmin, Chase	RB
78	Jemmott, Delon	OL
36	Johnson Jr., Dwayne	S
93	Justice, JR	WR
49	King, Cameron	LS
43	King, Liam	K
96	Kothe, Elijah	WR
39	Lakalaka, Ronley	LB
43	Lakalaka, Seyddrick	LB
52	Lecky, Jalil	DL
34	Lessard, Isaac	FB
45	Luke, Anthony	DL

Numerical									
No.	Name	Pos.	Ht.	Wt.	Yr.	Exp.	Hometown (High School/College)		
2	Matt Araiza	K/P	6-2	185	Fr.	HS	San Diego, Calif. (Rancho Bernardo High)		
3	Carson Baker	QB	6-3	190	Fr.	HS	San Diego, Calif. (Helix High)		
4	Chad Woolsey	FB	6-1	225	Sr.	1L	Vista, Calif. (Rancho Buena Vista High/Santa Barbara City College)		
5	Mark Salazar	QB	6-3	190	Fr.	RS	San Diego, Calif. (Rancho Bernardo High)		
6	Tim Wilson Jr.	WR	6-4	205	So.	1L	Plano, Texas (Plano East High)		
7	Fred Trevillion	WR	6-2	200	Sr.	2L	Brookhaven, Miss. (Brookhaven High/Southwest Mississippi CC)		
9	Ryan Agnew	QB	6-0	190	Jr.	2L	Southlake, Texas (Carroll High)		
10	Christian Chapman	QB	6-0	200	Sr.	3L	Carlsbad, Calif. (Carlsbad High)		
10	Jeff Clay	CB	6-0	195	Jr.	2L	Lancaster, Calif. (Antelope Valley High)		
11	Will Stricklin II	S	6-0	200	So.	1L	San Marcos, Calif. (Mission Hills High)		
12	Neil Boudreau	QB	6-3	210	So.	SQ	Irvine, Calif. (University High)		
12	Adison Umrarong	CB	5-10	175	Fr.	RS	Los Angeles, Calif. (Palos Verdes High)		
13	Isaiah Richardson	WR	6-1	190	Fr.	RS	Palmdale, Calif. (Chaminade College Prep)		
14	Tariq Thompson	S	6-0	200	So.	1L	San Diego, Calif. (St. Augustine High)		
15	Cedarius Barfield	CB	5-11	175	Fr.	HS	El Paso, Texas (El Dorado High)		
15	Jordan Byrd	RB	5-9	175	Fr.	HS	Albuquerque, N.M. (Manzano High)		
16	Luq Barcoo	CB	6-1	170	Jr.	TR	San Diego, Calif. (Castle Park High/Grossmont College)		
17	Ron Smith	CB	6-0	170	Jr.	2L	Oakland, Calif. (St. Mary's High)		
18	Trenton Thompson	S	6-2	200	So.	1L	Palm Springs, Calif. (Palm Springs High)		
19	Tayari Venable	CB	6-1	180	Fr.	RS	Moreno Valley, Calif. (Rancho Cucamonga High)		
20	Rashad Scott	S	6-2	180	Fr.	HS	San Diego, Calif. (Helix High)		
21	Chance Bell	RB	5-10	185	Fr.	RS	Burbank, Calif. (John Burroughs High)		
22	Chase Jasmin	RB	5-11	195	So.	1L	Agoura Hills, Calif. (Westlake High)		
23	Darren Hall	CB	6-0	170	Fr.	RS	Pasadena, Calif. (Rancho Cucamonga High)		
24	Allan Mwata	S	6-0	180	Fr.	HS	Las Vegas, Nev. (Liberty High)		
24	Zidane Thomas	RB	5-11	210	Fr.	HS	Peoria, Ariz. (Centennial High)		
26	Kaegun Williams	RB	5-9	200	Fr.	RS	Cedar Hill, Texas (Cedar Hill High)		
27	Kyree Woods	CB	6-0	185	Jr.	2L	Mesa, Ariz. (Chandler High)		
29	John Baron II	K/P	5-11	190	Sr.	2L	Temecula, Calif. (Chaparral High)		
29	Juwan Washington	RB	5-7	190	Jr.	2L	Kennedale, Texas (Kennedale High)		
30	Garrett Binkley	CB	5-9	170	Jr.	SQ	Ramona, Calif. (Ramona High)		
31	Jerry Chaney	S	6-0	190	Jr.	1L	Rancho Cucamonga, Calif. (Rancho Cucamonga High)		
32	Tayler Hawkins	S	6-1	200	So.	1L	Palm Springs, Calif. (Palm Springs High)		
33	Parker Baldwin	S	6-2	215	Sr.	3L	Siloam Springs, Ark. (Siloam Springs High)		
34	Isaac Lessard	FB	6-3	240	Jr.	2L	Sacramento, Calif. (Jesuit High)		
35	Marc Ellis	S	6-0	190	Sr.	SQ	Granite Bay, Calif. (Granite Bay High/American River College)		
35	Grady Vazquez	FB	6-1	235	So.	SQ	Ramona, Calif. (Ramona High)		
36	Ethan Dedeaux	WR	5-9	185	Fr.	RS	Las Vegas, Nev. (Liberty High)		
36	Dwayne Johnson Jr.	S	6-2	215	So.	1L	Murrieta, Calif. (Vista Murrieta High)		
36	Keoni Stallworth	S	6-1	195	So.	SQ	Elk Grove, Calif. (Cosumnes Oaks High)		
37	Liam Cabrera	WR	5-10	190	Jr.	1L	Canyon Country, Calif. (Canyon High)		
38	Andrew Aleki	LB	6-3	230	So.	1L	Honolulu, Hawaii (Kamehameha High)		
39	Ronley Lakalaka	LB	6-0	225	Sr.	3L	Kalihi, Hawaii (Punahou High)		
40	Josh Bornes	LB	6-0	200	Fr.	HS	Vista, Calif. (San Marcos High)		
41	BJ Busbee	WR	5-8	145	Fr.	RS	Long Beach, Calif. (St. Anthony High)		
42	Troy Cassidy	LB	6-3	225	Jr.	2L	Carlsbad, Calif. (Carlsbad High)		
43	Liam King	K/P	5-9	170	Fr.	RS	San Diego, Calif. (Cathedral Catholic High)		
43	Seyddrick Lakalaka	LB	6-1	220	Fr.	RS	Kalihi, Hawaii (Punahou High)		
44	Kyahva Tezino	LB	6-0	230	Jr.	2L	Los Angeles, Calif. (Salesian High)		
45	Anthony Luke	DL	6-4	260	Sr.	1L	Roseville, Calif. (Woodcreek High/American River College)		
46	Denaylan Fuimaono	S	6-0	190	Fr.	HS	Long Beach, Calif. (Carson High)		
47	Kaelin Himphill	LB	6-2	225	So.	SQ	Hillsboro, Ore. (Liberty High)		
47	Gabe Strong	TE	6-5	230	Sr.	SQ	Lakeport, Calif. (Clear Lake High/Montana State/Grossmont College)		
48	Israel Cabrera	S	5-10	180	Jr.	2L	Canyon Country, Calif. (Canyon High)		
49	Josh Bringuel	LB	6-4	220	So.	SQ	San Jose, Calif. (Bellarmine Prep)		
49	Cameron King	LS	6-0	215	Fr.	RS	San Diego, Calif. (Cathedral Catholic High)		
50	Turner Bernard	LS	6-1	210	So.	1L	Glendale, Ariz. (Mountain Ridge High)		
51	Andrew Alves	LB	6-2	225	Fr.	HS	San Diego, Calif. (St. Augustine High)		
52	Jalil Lecky	DL	6-5	215	Jr.	TR	Antioch, Calif. (Heritage High/College of San Mateo)		
53	Joah Robinett	DL	6-8	260	So.	TR	San Diego, Calif. (San Marcos High/Oregon State)		



## Numerical

No.	Name	Pos.	Ht.	Wt.	Yr.	Exp.	Hometown (High School/College)
54	Caden McDonald	LB	6-3	225	Fr.	RS	Haslet, Texas (Northwest High)
55	Chibu Onyeukwu	DL	6-4	265	Sr.	1L	Pittsburg, Calif. (Deer Valley High/Contra Costa College)
56	Dominic Gudino	OL	6-3	300	So.	1L	Chula Vista, Calif. (Olympian High)
57	Keyshawn Banks	DL	6-4	260	Fr.	HS	Rio Rancho, N.M. (Rio Rancho High)
58	Connor Mitchell	DL	6-5	250	Fr.	RS	Island Lakes, Ill. (Wauconda High)
59	Brandon Heicklen	P	6-0	180	Jr.	1L	Tarzana, Calif. (El Camino Real High/Santa Monica College/Boise State)
60	Keith Ismael	OL	6-3	310	So.	1L	Oakland, Calif. (Sacred Heart Cathedral Prep)
62	Nick Gerhard	OL	6-5	300	Jr.	1L	Arlington, Texas (Mansfield Timberview High)
63	Daniel Okpoko	DL	6-5	235	Fr.	HS	Saskatoon, Saskatchewan, Canada (St. Joseph's High)
64	Chris Martinez	OL	6-4	305	Fr.	RS	Turlock, Calif. (Pitman High)
65	Cameron Thomas	DL	6-5	235	Fr.	HS	Carlsbad, Calif. (Carlsbad High)
66	Shane Irwin	DL	6-4	260	Fr.	RS	Palos Verdes Estates, Calif. (Palos Verdes High)
68	Myles Cheatum	DL	6-2	270	Jr.	1L	Cedar Park, Texas (Cedar Park High)
70	Ladji Bagayoko	OL	6-4	305	Fr.	RS	Saint-Laurent, Quebec, Canada (Bishop Alemany High)
71	Kyle Spalding	OL	6-6	300	So.	SQ	McKinleyville, Calif. (McKinleyville High)
72	Alama Uluave	OL	6-2	315	Fr.	HS	Laie, Hawaii (Punahou High)
73	William Dunkle	OL	6-5	355	Fr.	HS	Chula Vista, Calif. (Eastlake High)
74	Tyler Roemer	OL	6-7	315	So.	1L	Fernley, Nev. (Fernley High)
75	Desmond Bessent	OL	6-7	325	Fr.	RS	Tampa, Fla. (Sickles High)
76	Zachary Thomas	OL	6-5	300	So.	1L	Carlsbad, Calif. (Carlsbad High)
77	Ryan Pope	OL	6-7	315	Sr.	2L	Long Beach, Calif. (Lakewood High/Long Beach City College)
78	Delon Jemmott	OL	6-6	280	Fr.	HS	Toronto, Ontario, Canada (Carnegie Schools Riverside (CA) High)
79	Daishawn Dixon	OL	6-5	320	Jr.	2L	San Antonio, Texas (William Howard Taft High)
80	TJ Sullivan	WR	6-0	190	Fr.	HS	San Diego, Calif. (Mt. Carmel High)
82	Parker Houston	TE	6-3	250	Jr.	2L	Sparks, Nev. (Edward C. Reed High)
83	Alex Wilson	TE	6-4	240	Fr.	RS	Corte Madera, Calif. (Redwood High)
84	Brennan Hawkins	TE	6-4	235	Fr.	RS	Minneapolis, Minn. (Southwest High)
85	Chaz Collins	WR	5-10	180	Jr.	SQ	Pasadena, Calif. (Pasadena High/Arizona State)
86	Isiah Macklin	WR	6-5	210	So.	1L	Las Vegas, Nev. (Green Valley High)
87	Kahale Warring	TE	6-6	250	Jr.	1L	Sonora, Calif. (Sonora High)
88	Daniel Bellinger	TE	6-6	220	Fr.	HS	Las Vegas, Nev. (Palo Verde High)
89	Nick McTear	TE	6-5	220	Fr.	HS	Frisco, Texas (Heritage High)
90	JJ Glass	DL	6-0	270	So.	SQ	San Juan Capistrano, Calif. (San Juan Hills High)
91	Shane Coleman	TE	6-5	240	Fr.	RS	Las Flores, Calif. (Tesoro High)
92	Kobe Smith	WR	6-2	175	Fr.	HS	Compton, Calif. (Junipero Serra High)
93	JR Justice	WR	6-3	200	Fr.	HS	San Diego, Calif. (St. Augustine High)
94	Garrett Erickson	K	6-0	190	Sr.	SQ	Camarillo, Calif. (Camarillo High)
95	Noble Hall	DL	6-3	265	Sr.	3L	Las Vegas, Nev. (Valley High)
96	Elijah Kothe	WR	6-4	185	Fr.	HS	Las Vegas, Nev. (Faith Lutheran High)
97	Kyre Richardson	WR	6-3	180	Fr.	RS	Norman, Okla. (Tulsa Union High)
98	Damon Moore	DL	6-4	270	Sr.	1L	Novato, Calif. (San Marin High)

## Alphabetical

No.	Name	Pos.
86	Macklin, Isiah	WR
64	Martinez, Chris	OL
54	McDonald, Caden	LB
89	McTear, Nick	TE
58	Mitchell, Connor	DL
98	Moore, Damon	DL
24	♦ Mwata, Allan	S
63	Okpoko, Daniel	DL
55	Onyeukwu, Chibu	DL
77	Pope, Ryan	OL
13	Richardson, Isaiah	WR
97	Richardson, Kyre	WR
53	Robinett, Joah	DL
74	Roemer, Tyler	OL
5	Salazar, Mark	QB
20	Scott, Rashad	S
92	Smith, Kobe	WR
17	Smith, Ron	CB
71	Spalding, Kyle	OL
36	♦ Stallworth, Keoni	S
11	Stricklin II, Will	S
47	♦ Strong, Gabe	TE
80	Sullivan, TJ	WR
44	Tezino, Kyahva	LB
65	Thomas, Cameron	DL
76	Thomas, Zachary	OL
24	♦ Thomas, Zidane	RB
14	Thompson, Tariq	S
18	Thompson, Trenton	S
7	Trevillion, Fred	WR
72	Uluave, Alama	OL
12	♦ Umrarong, Adison	CB
35	♦ Vazquez, Grady	FB
19	Venable, Tayari	CB
87	Warring, Kahale	TE
29	♦ Washington, Juwan	RB
26	Williams, Kaegun	RB
83	Wilson, Alex	TE
6	Wilson Jr., Tim	WR
27	Woods, Kyree	CB
4	Woolsey, Chad	FB
♦ - Duplicate Number		

## COACHING STAFF

**Rocky Long** (New Mexico '74) Head Coach, 8th season as head coach at SDSU/10th overall; **Jeff Horton** (Nevada '81) Associate Head Coach/Offensive Coordinator/Running Backs, 4th season as offensive coordinator/8th overall; **Zach Arnett** (New Mexico '09) Defensive Coordinator/Linebackers, 1st season as defensive coordinator/5th season/8th overall; **Hunkie Cooper** (UNLV '91) Wide Receivers, 4th season; **Doug Deakin** (San Diego State '10) Special Teams Coordinator/Tight Ends, 1st season as special teams coordinator/1st season/8th overall; **Ernie Lawson** (San Diego State '10) Defensive Line, 3rd season; **Kevin McGarry** (USD '79) Assistant Coach/Defense, 8th season; **Blaine Morgan** (Air Force '99) Quarterbacks, 4th season; **Richard Sanchez** (New Mexico State, '93), Secondary; **Mike Schmidt** (San Diego State '09) Offensive Line, 7th season/9th overall; **Demetrius Sumler** (Colorado '11), Cornerbacks, 1st season/3rd overall; **Adam Hall** (San Diego State '05) Assistant Athletic Director for Strength & Conditioning, 7th season; **Jashon Sykes** (Colorado '02) Assistant Athletic Director - Football Operations, 6th season; **Jackson Eskierka** (San Diego State '17), Graduate Assistant, 2nd season; **Ryan Lindley** (San Diego State '11), Graduate Assistant, 1st season; **Jordan Thomas** (San Diego State '13), Graduate Assistant, 1st season; **Derrick Baker** (San Diego State '14), Assistant Strength & Conditioning, 3rd season; **Orin Catrett** (San Diego State '09), Assistant Strength & Conditioning, 2nd season

## PRONUNCIATION GUIDE

No. 12 Neil <b>Boudreau</b>	BOO-droh
No. 14 <b>Tariq</b> Thompson	TAH-reek
No. 19 <b>Tayari Venable</b>	TAY-ARE-ee VEN-ah-bull
No. 34 Issac <b>Lessard</b>	less-ARD
No. 36 Ethan <b>Dedeau</b>	DAY-doh
No. 36 <b>Keoni</b> Stallworth	key-OH-knee
No. 39 <b>Ronley Lakalaka</b>	ron-LEE LOCK-AH-LOCK-AH
No. 43 <b>Seydrick Lakalaka</b>	SAID-rick LOCK-AH-LOCK-AH
No. 44 <b>Kyahva Tezino</b>	Key-AH-va Tah-ZEENO

No. 49 Josh <b>Bringuel</b>	bring-GALE
No. 55 <b>Chibu Onyeukwu</b>	CHEE-boo On-YOU-koo
No. 56 Dominic <b>Gudino</b>	GOO-deeno
No. 60 Keith <b>Ismael</b>	iz-MALE
No. 62 Nick <b>Gerhard</b>	GAIR-hard
No. 70 <b>Ladji Bagayoko</b>	LAWD-jee BAH-gah-yo-ko
No. 75 Desmond <b>Bessent</b>	BESS-ent
No. 87 <b>Kahale Warring</b>	Kah-HALL-ay WHERE-ing
No. 97 <b>Kyre</b> Richardson	KY-ree

---	
<b>Jashon Sykes</b>	JAY-shawn

# Depth Chart



EIGHT STRAIGHT BOWL GAME APPEARANCES ▶ 21 CONFERENCE CHAMPIONSHIPS

DEPTH CHART ◀ 2018 SEASON  
AZTEC FOOTBALL MEDIA GUIDE

## OFFENSE

### LEFT TACKLE (LT)

- 74 Tyler Roemer, 6-7, 315, So.\***
- 71 Kyle Spalding, 6-6, 300, So.-SQ

### LEFT GUARD (LG)

- 79 Daishawn Dixon, 6-5, 320, Jr.\*\***
- 70 Ladji Bagayoko, 6-4, 305, Fr.-RS

### CENTER (C)

- 56 Dominic Gudino, 6-3, 300, So.\***
- 62 Nick Gerhard, 6-5, 300, Jr.-SQ

### RIGHT GUARD (RG)

- 60 Keith Ismael, 6-3, 310, So.\***
- 64 Chris Martinez, 6-4, 305, Fr.-RS

### RIGHT TACKLE (RT)

- 76 Zachary Thomas, 6-5, 300, So.\*
- 77 Ryan Pope, 6-7, 315, Sr.\*\***
- 75 Desmond Bessent, 6-7, 325, Fr.-RS

### WIDE RECEIVER (X)

- 7 Fred Trevillion, 6-2, 200, Sr.\*\***
- 6 Tim Wilson Jr., 6-4, 205, So.\*
- 13 Isaiah Richardson, 6-1, 190, Fr.-RS

### RUNNING BACK (TB)

- 29 Juwan Washington, 5-7, 190, Jr.\*\*
- 22 Chase Jasmin, 5-11, 195, So.\*
- 26 Kaegun Williams, 5-9, 200, Fr.-RS
- 21 Chance Bell, 5-10, 185, Fr.-RS

### QUARTERBACK (QB)

- 10 Christian Chapman, 6-0, 200, Sr.\*\*\***
- 9 Ryan Agnew, 6-0, 190, Jr.\*\*
- 5 Mark Salazar, 6-3, 190, Fr.-RS
- 12 Neil Boudreau, 6-3, 210, So.-SQ

### FULLBACK (FB)

- 34 Isaac Lessard, 6-3, 240, Jr.\*\*
- 4 Chad Woolsey, 6-1, 225, Sr.\*
- 35 Grady Vazquez, 6-1, 225, So.-SQ

### TIGHT END (TE)

- 82 Parker Houston, 6-3, 250, Jr.\*\*
- 87 Kahale Warring, 6-6, 250, Jr.\*
- 91 Shane Coleman, 6-5, 240, Fr.-RS
- 47 Gabe Strong, 6-5, 230, Sr.-SQ
- 84 Brennan Hawkins, 6-4, 235, Fr.-RS
- 83 Alex Wilson, 6-4, 240, Fr.-RS

### WIDE RECEIVER (Z)

- 86 Isiah Macklin, 6-5, 210, So.\*
- 36 Ethan Dedeaux, 5-9, 185, Fr.-RS
- 41 BJ Busbee, 5-8, 145, Fr.-RS
- 37 Liam Cabrera, 5-10, 190, Jr.\*
- 85 Chaz Collins, 5-10, 180, Jr.-SQ
- 80 TJ Sullivan, 6-0, 190, Fr.-HS

OR

OR

## DEFENSE

### DEFENSIVE END (DE)

- 55 Chibu Onyeukwu, 6-4, 265, Sr.\*
- 68 Myles Cheatum, 6-2, 270, Jr.\***
- 66 Shane Irwin, 6-4, 260, Fr.-RS

### DEFENSIVE TACKLE (DT)

- 95 Noble Hall, 6-3, 265, Sr.\*\*\* (started at DE in 2016)**
- 98 Damon Moore, 6-4, 270, Sr.\*
- 90 JJ Glass, 6-0, 270, So.-SQ

### DEFENSIVE END (DE)

- 45 Anthony Luke, 6-4, 260, Sr.\*
- 58 Connor Mitchell, 6-5, 250, Fr.-RS

### LINEBACKER (LB)

- 39 Ronley Lakalaka, 6-0, 225, Sr.\*\*\***
- 54 Caden McDonald, 6-3, 225, Fr.-RS
- 43 Seydrick Lakalaka, 6-1, 220, Fr.-RS

### MIDDLE LINEBACKER (MLB)

- 44 Kyahva Tezino, 6-0, 230, Jr.\*\*
- 47 Kaelin Himphill, 6-2, 225, So.-SQ
- 49 Josh Bringuel, 6-4, 220, So.-SQ

### LINEBACKER (LB)

- 38 Andrew Aleki, 6-3, 230, So.\*
- 42 Troy Cassidy, 6-3, 225, Jr.\*\***

### CORNERBACK (CB)

- 17 Ron Smith, 6-0, 170, Jr.\*\***
- 10 Jeff Clay, 6-0, 195, Jr.\*\*
- 19 Tayari Venable, 6-1, 180, Fr.-RS
- 30 Garrett Binkley, 5-9, 170, Jr.-SQ

### WARRIOR (WAR)

- 18 Trenton Thompson, 6-2, 200, So.\*
- 48 Israel Cabrera, 5-10, 180, Jr.\*\*
- 31 Jerry Chaney, 6-0, 190, Jr.\*

### AZTEC (AZ)

- 33 Parker Baldwin, 6-2, 215, Sr.\*\*\***
- 36 Dwayne Johnson, Jr., 6-2, 215, So.\*
- 11 Will Stricklin II, 6-0, 200, So.\*
- 35 Marc Ellis, 6-0, 190, Sr.-SQ

### WARRIOR (WAR)

- 14 Tariq Thompson, 6-0, 200, So.\***
- 32 Tayler Hawkins, 6-1, 200, So.\*

### CORNERBACK (CB)

- 27 Kyree Woods, 6-0, 185, Jr.\*\*
- 23 Darren Hall, 6-0, 170, Fr.-RS
- 12 Adison Umrarong, 5-10, 175, Fr.-RS

## SPECIALISTS

### PUNTER (P)

- 59 Brandon Heicklen, 6-0, 180, Jr.\***
- 43 Liam King, 5-9, 170, Fr.-RS
- 29 John Baron II, 5-11, 190, Sr.\*\*
- 94 Garrett Erickson, 6-0, 190, Sr.-SQ

### PLACEKICKER (PK)

- 29 John Baron II, 5-11, 190, Sr.\*\***
- 94 Garrett Erickson, 6-0, 190, Sr.-SQ
- 43 Liam King, 5-9, 170, Fr.-RS

### KICKOFFS (KO)

- 29 John Baron II, 5-11, 190, Sr.\*\***
- 94 Garrett Erickson, 6-0, 185, Sr.-SQ
- 43 Liam King, 5-9, 170, Fr.-RS

### HOLDER (H)

- 59 Brandon Heicklen, 6-0, 180, Jr.\*
- 9 Ryan Agnew, 6-0, 190, Jr.\*\*

### LONG SNAPPER (LS)

- 50 Turner Bernard, 6-1, 210, So.\***
- 35 Marc Ellis, 6-0, 190, Sr.-SQ

### SHORT SNAPPER (SS)

- 82 Parker Houston, 6-3, 250, Jr.\*\***
- 50 Turner Bernard, 6-1, 210, So.\*

### KICKOFF RETURNS (KOR)

- 29 Juwan Washington, 5-7, 190, Jr.\*\*
- 22 Chase Jasmin, 5-11, 195, So.\*
- 26 Kaegun Williams, 5-9, 200, Fr.-RS
- 7 Fred Trevillion, 6-2, 200, Sr.\*\*
- 36 Ethan Dedeaux, 5-9, 185, Fr.-RS

OR

### PUNT RETURNS (PR)

- 36 Ethan Dedeaux, 5-9, 185, Fr.-RS
- 29 Juwan Washington, 5-7, 190, Jr.\*\*
- 41 BJ Busbee, 5-8, 145, Fr.-RS
- 13 Isaiah Richardson, 6-1, 190, Fr.-RS

OR

\* - Denotes number of letters earned through the 2017 season. **Players in bold are returning starters from the 2017 season.** Underlined players are newcomers or freshmen who redshirted last season.

# Aztec Coaches and Staff Profiles



EIGHT STRAIGHT BOWL GAME APPEARANCES ▶ 21 CONFERENCE CHAMPIONSHIPS



*Rocky Long has led San Diego State to seven postseason bowl appearances in his first seven years as head coach.*

## Inside:

Rocky Long	22
Jeff Horton	26
Zach Arnett	28
Hunkie Cooper	29
Doug Deakin	30
Ernie Lawson	31
Kevin McGarry	32
Blane Morgan	33
Richard Sanchez	34
Mike Schmidt	35
Demetrius Sumler	36
Jashon Sykes	37
Ron Caragher	38
Jerome Haywood	38
Strength & Conditioning	39
Graduate Assistants	40
Support Staff	41

## 64-29

Record as head coach at SDSU.

## 126

League record coaching victories in the Mountain West (44 more than any other coach in history).

## 27

Players coached who have been picked in the NFL Draft, tied for the most among active Group of 5 coaches.

## 26

Times led the Aztecs to a come-from-behind victory in his seven seasons as head coach.

## 17

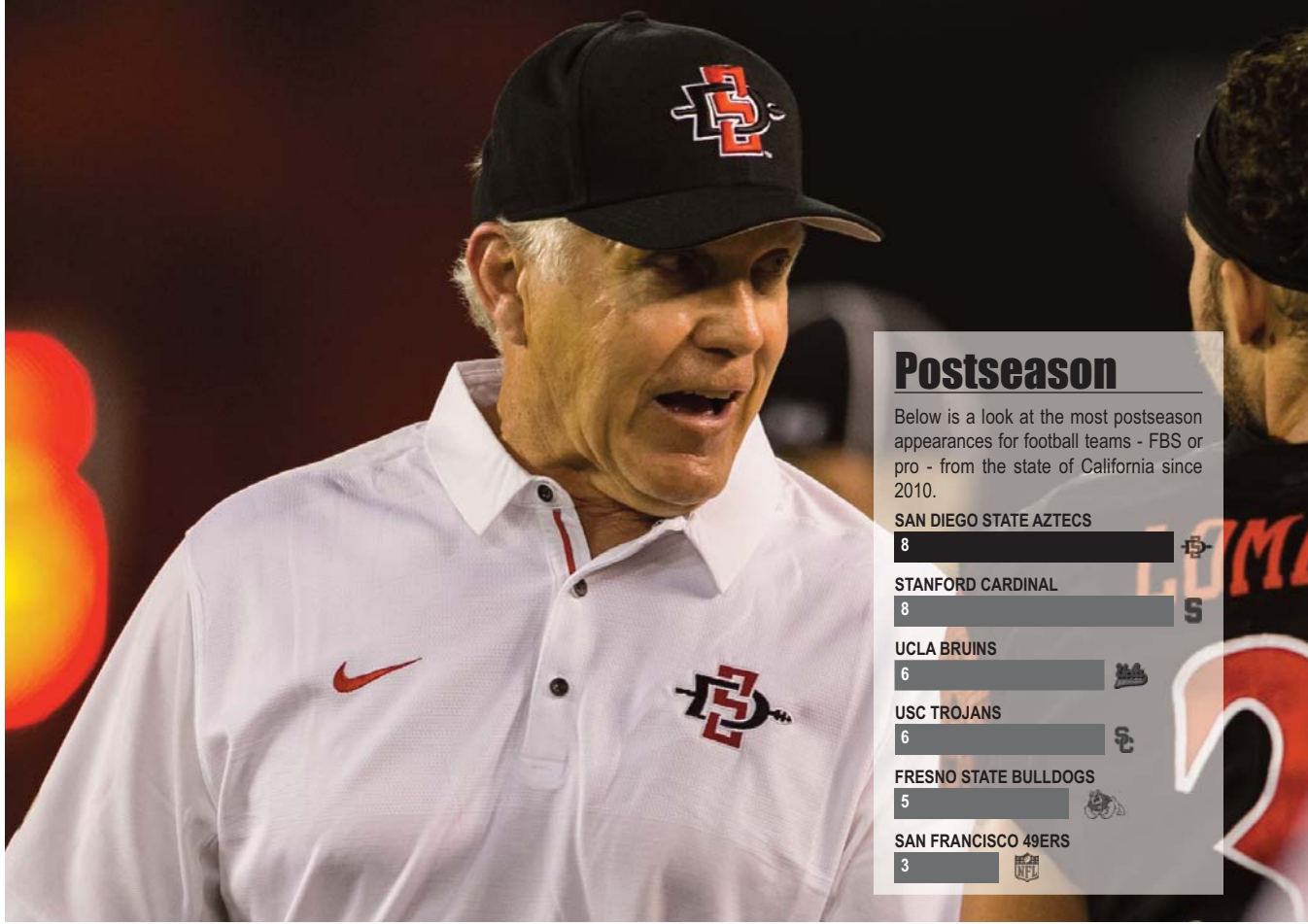
Players selected in the NFL Draft since he became coach in 2011.

## 10

SDSU has registered three consecutive 10-win campaigns (2015-17) for the first time in program history.

## 8

School-record consecutive bowl appearances (7 as head coach).



### Postseason

Below is a look at the most postseason appearances for football teams - FBS or pro - from the state of California since 2010.

SAN DIEGO STATE AZTECS	8	
STANFORD CARDINAL	8	
UCLA BRUINS	6	
USC TROJANS	6	
FRESNO STATE BULLDOGS	5	
SAN FRANCISCO 49ERS	3	

# Rocky Long

## —HEAD COACH

- Three-Time Mountain West Coach of the Year
- Led SDSU to its first back-to-back 11-win campaigns in the program's 95-year history (2015-16).

In the 19-year history of the Mountain West, no football coach is more synonymous with success than Aztec head coach Rocky Long.

Named San Diego State's 18th head coach on Jan. 12, 2011, he begins his eighth year at the helm of the Aztecs. He was also the squad's defensive coordinator from 2009 through 2016.

Long is the winningest head coach in the history of the Mountain West and has helped usher in two of the biggest turnarounds at MW schools - New Mexico and San Diego State.

Over the last nine seasons (two as defensive coordinator and seven as head coach and defensive coordinator), Long helped institute a hard-nosed, blue-collar, physical-style of football on The Mesa that revitalized a program that had been struggling to find an identity for decades.

Now firmly established, that identity has taken the San Diego State football program to heights that would have been unthinkable just a decade ago. The Aztecs have been to a school-record eight consecutive bowl games and produced three consecutive 10-win campaigns (2015-17) for the first time in program history.

This SDSU run has placed Aztec football among the best in the state and in the nation.

Since 2010, San Diego State's 73-33 record (68.9 percent) trails only Stanford among the seven FBS schools in California in winning percentage, while the Aztecs are tied with USC, followed by UCLA, Fresno State, Cal and San José State.

In addition, the Scarlet and Black has posted 32 victories since the beginning of the 2015 campaign, marking the sixth-highest victory total nationally behind Alabama (40), Clemson (40), Ohio State (35), Oklahoma (34) and Wisconsin (34).

With eight consecutive bowl appearances, San Diego State is also one of just 17 FBS schools to advance to postseason play

every season since 2010 and just one of two - Boise State - to make a bowl appearance each of the last eight seasons from a Group of 5 conference.

Long's eighth Aztec team is a veteran group that many have picked to be the favorite to win the West Division of the Mountain West.

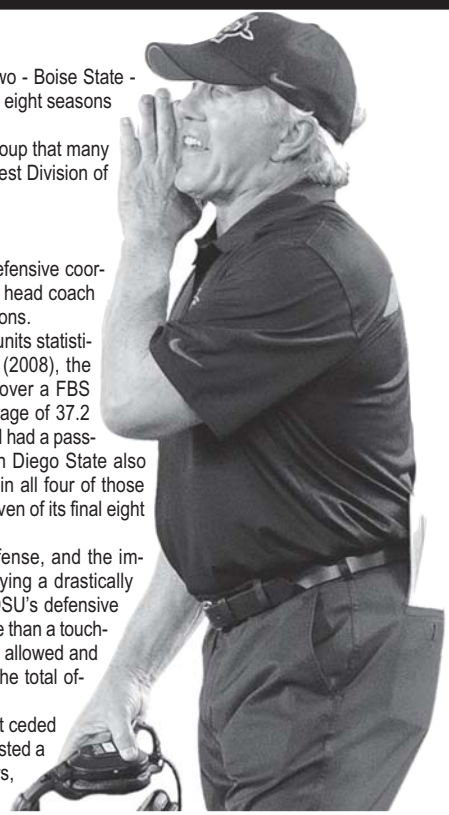
### → The Foundation

In December 2008, Long was named defensive coordinator at San Diego State after serving as head coach at his alma mater, New Mexico, for 11 seasons.

He inherited one of the worst defensive units statistically in the country. The previous season (2008), the Aztecs went 2-10 and posted one victory over a FBS team. The team's defense allowed an average of 37.2 points, 460.8 yards, 247.5 rushing yards and had a passing efficiency defense rating of 151.5. San Diego State also ranked among the bottom eight nationally in all four of those categories, allowing 35 or more points in seven of its final eight games of the season.

Enter Long and his attacking 3-3-5 defense, and the improvement was immediate. Despite employing a drastically different style, Long, in his first year as SDSU's defensive coordinator in 2009, managed to shave more than a touchdown a game off the team's average points allowed and took more than 78 yards per outing off of the total offense allowed figure.

In 2010, Long built a top-40 defense that ceded 20 points or less six times, as the Aztecs posted a winning record for the first time in 12 years, claimed nine victories for the first time since





# Rocky Long - Head Coach



EIGHT STRAIGHT BOWL GAME APPEARANCES ► 21 CONFERENCE CHAMPIONSHIPS

1977, and captured a bowl victory for the first time since 1969.

## → Building On Success

Following the departure of the previous head coach, Long took over the program entering the 2011 campaign, while continuing to serve as the defensive coordinator.

The 2011 campaign was no different, as he became the first Aztec head coach to lead the team to a bowl game in his debut season. SDSU compiled an 8-5 record, including its first 3-0 start in 30 years, while also snapping a 19-game losing streak against Pac-10/12 foes and a 23-game skid vs. schools from automatic-qualifying BCS conferences.

In 2012, Long garnered his second Mountain West Coach-of-the-Year award after guiding the Aztecs to their first conference championship since 1998 and a third straight bowl appearance. Despite a modest fifth-place prediction in the MW preseason poll, Long and SDSU closed out the regular season by winning seven consecutive games, matching the program's longest victory streak since 1980-81.

During that stretch, the Aztecs ranked fifth in the nation in allowing 4.7 yards per play, while limiting the opposition to 19 points or less on five occasions.

In 2013, Long directed SDSU to an unprecedented fourth straight postseason appearance, capped by an impressive 49-24 victory over Buffalo in the Famous Idaho Potato Bowl.

With Long at the controls, the 2013 Aztecs became just the 19th team out of 488 from 1980-2013 to advance to a bowl game after starting the season with an 0-3 record. The gritty SDSU squad flashed its mettle down the stretch, rallying from fourth-quarter deficits in five games and led the FBS Division with three victories when trailing by 14 points or more.

In 2014, San Diego State advanced to its fifth straight bowl game, tying for first in the Western Division of the Mountain West. The Aztecs finished in the top 20 nationally in nearly every defensive category, including scoring defense (13th) and total defense (16th). In addition, SDSU posted a perfect 6-0 record at home during the regular season.

The 2015 Aztecs built on their success from a year prior. After opening the season with a 1-3 mark, SDSU ran the gamut with 10 straight wins and a blemish-free 8-0 mark against MW opponents. San Diego State earned its second Mountain West title since 2012, its first outright league championship since 1969 and the 20th conference crown in program history. The Aztecs matched a school record with their first 11-win campaign since 1969, defeating Cincinnati in the Hawai'i Bowl, 42-7, marking their sixth consecutive bowl game appearance.

Long's Aztecs didn't slow down in 2016. SDSU again tied the school record with another 11-win season, the fourth in school history. It was the first time in the program's 94-year history San Diego State produced back-to-back 11-win campaigns. Behind a convincing 34-10 Las Vegas Bowl win over Houston on national television, the Aztecs won consecutive bowl games for the first time in the Division I era and the first time since 1966 and 1967. Additionally, SDSU finished ranked No. 25 in the AP and Amway Coaches Poll. It was the first time the Aztecs finished in the Top 25 in the Coaches Poll for the first time since also being ranked 25th in 1986.

Long and the Aztecs kept the momentum rolling during the 2017 campaign, posting their third consecutive 10-win season (10-3) for the first time in program history. In addition, the Aztecs are one of just seven FBS schools to record at least 10 victories in the last three years, joining Alabama, Clemson, Ohio State, Oklahoma, Oklahoma State and Wisconsin. Behind a powerful rushing attack, led by FBS consensus All-American running back Rashaad Penny, the Scarlet and Black made its school-record eighth consecutive bowl game appearance.

## → The Background

Long had already made the transition from defensive coordinator to head coach once before, as he directed New Mexico to unparalleled success from 1998-2008. During those 11 years, Long compiled a 65-69 record, including seven seasons with six victories or more.

To put that accomplishment in perspective, consider that since

## Long Tidbits

→ Long was one of four NCAA players that visited U.S. servicemen in Vietnam in the summer of 1971. Along with Johnny Musso (Alabama), Lydell Mitchell (Penn State) and Stan Mauldin (Texas), Long spent two weeks in the country going to different U.S. bases.

→ Long is a member of both the University of New Mexico Hall of Honor (inducted in 1996) and the New Mexico Sports Hall of Fame (inducted in 2011).

→ Long met his wife, Debby, while coaching the Pi Beta Phi sorority team in the spring of 1971. He guided the sorority to consecutive undefeated championship seasons in 1971 and 1972. Long's defense was not scored upon in any game in either year.

→ Bobby Knight paid Long a home visit and recruited the two-sport athlete to play basketball at Army.

→ Long was a three-time academic all-conference selection, earned the WAC Scholar-Athlete Award (1970) and was an honorable mention Academic All-American in 1969. He earned a coveted NCAA postgraduate scholarship in 1974.

→ Long has been on the winning sideline of the San Diego State-New Mexico game in 14 straight meetings. He won the first eight meetings as the head coach at UNM and has been on the sidelines as the defensive coordinator or head coach in Aztec victories in 2009, 2010, 2011, 2013, 2014 and 2017.

→ Long was the starting quarterback at UNM when the Lobos posted consecutive winning seasons in 1970-71. That was the only time that occurred in the 33 seasons between 1964 and 1996.

→ At New Mexico, he left the program as the all-time leading rusher (2,071 yards) and threw 23 interceptions in 30 career games.

1984, the Lobos are 76-161 with only five six-plus win seasons in the 19 campaigns without Long at the helm.

At New Mexico, Long compiled a school-record 65 victories and led the Lobos to five bowl game appearances in his final seven seasons, despite inheriting a team that had only three winning seasons the previous 15 years. His teams were also bowl eligible in seven of his final eight campaigns.

Long, the 2002 Mountain West Coach of the Year, has earned a national reputation for producing one of the nation's stingiest defensive units. In his final nine campaigns in Albuquerque, Long's defensive units ranked among the top 30 in fewest yards allowed six times and among the top 40 nationally against the rush every year. In addition, six times his units were among the top 26 in fewest rushing yards allowed per game, including fifth-place finishes in both 2001 and 2003.

While at New Mexico, Long coached 13 players selected in the NFL Draft, 10 players who earned All-America honors and 44 first-team all-conference selections. In addition, four Lobos garnered Academic All-America accolades five times during his tenure.

And Long does not mince words when describing what his vision for his San Diego State football program is.

"Everybody should anticipate that this program eventually will be competing for conference championships, year-in and year-out," Long said. "Now, how many you win is determined by a whole lot of factors, but we ought to be able to get to the point where we compete yearly for it."

Prior to accepting the head coaching position at New Mexico, Long served as defensive coordinator for 12 seasons at three different schools. He was the defensive coordinator for two years under Bob Toledo at UCLA in 1996-97, for five seasons at Oregon State from 1991-95, and for five campaigns at Wyoming from 1981-85.

He also served as an assistant coach at TCU and the CFL's



## Long File

■ **Year at San Diego State:**  
Eighth Year as Head Coach/  
10th Overall

■ **Hometown:**  
Rancho Cucamonga, Calif.

■ **Family:**  
Wife, Debby, and daughters, Roxanne and Hannah

■ **Alma Mater:**  
New Mexico, 1974

■ **Collegiate Playing Experience:**  
New Mexico - 1969-71

■ **Coaching Experience:**  
2009-18 .....San Diego State  
Head Coach (2011-18)  
Defensive Coordinator (2009-16)

1998-2008 .....New Mexico  
Head Coach

1996-97 .....UCLA  
Defensive Coordinator

1991-95 .....Oregon State  
Defensive Coordinator

1988-90 .....TCU  
Secondary

1986-87 .....British Columbia Lions (CFL)  
Linebackers

1981-85 .....Wyoming  
Defensive Coordinator

1978-80 .....New Mexico  
Secondary (1979-80)  
Offensive Backs (1978)

1972-73 .....New Mexico  
Graduate Assistant

# Rocky Long - Head Coach



EIGHT STRAIGHT BOWL GAME APPEARANCES ► 21 CONFERENCE CHAMPIONSHIPS

## On Top

Rocky Long is the winningest coach in Mountain West history and owns a wide gap over all of his contemporaries. Below is a list of active coaches in the league with the number of victories they have obtained while coaching in the conference.

### ROCKY LONG, SDSU

129

### TROY CALHOUN, AIR FORCE

82

### BRYAN HARSIN, BOISE STATE

42

### MATT WELLS, UTAH STATE

34

### BOB DAVIE, NEW MEXICO

30

### CRAIG BOHL, WYOMING

22

### MIKE BOBO, COLORADO STATE

21

### JEFF TEDFORD, FRESNO STATE

10

### NICK ROLOVICH, HAWAII

10

## Long Factor

Below is a look at the six seasons prior to Rocky Long joining the SDSU staff and the last nine seasons in which he has been on The Mesa. The number to the right of the figure is the rank among all FBS teams.

Category	2003-08	2009-17
Record	24-47 (100)	77-41 (22)
Conference Record	16-30 (94)	49-22 (18)
Opp. PPG	28.1 (81)	23.2 (25)
Opp. Total Off./Gm.	396.1 (87)	346.9 (18)
Opp. Rush. Yds./Gm.	188.0 (109)	138.4 (20)
Time of Possession	28:36 (116)	30:48 (27)
Rushing Offense	115.9 (110)	199.2 (20)

British Columbia Lions after starting his career at New Mexico as a graduate assistant coach in 1972.

Originally a defensive back, Long became a three-year starter at quarterback for the Lobos from 1969-71. He earned team MVP honors three times and was the Western Athletic Conference Offensive Player of the Year as a senior. He is a 1974 graduate of New Mexico and was awarded an NCAA postgraduate scholarship.

### → Coaching Highlights

■ Was named the 18th head coach in Aztec football history in January 2011 and became the first San Diego State head coach to lead the team to a bowl game in his debut campaign.

■ Long has amassed the most victories of any Mountain West head coach since the league's inception in 1999.

■ Under Long's direction last year, the Aztecs became the first team in NCAA FBS history to register consecutive 2,000-yard rushing seasons by different players (Donnel Pumphrey in 2016, Rashaad Penny in 2017) and just the second with a pair of 2,000-yard rushers (also Texas).

■ In 2016, he guided MW-champion SDSU to its fourth 11-win campaign in program history, accomplished consecutively for the first time in program history. SDSU won its second-straight bowl game for the first time in the Division I era. Long's three bowl game victories are the most in SDSU's Division I era.

■ Was the Mountain West Coach of the Year for the third time in 2015. Long commandeered an Aztec team that won its final 10 games of the season en route to an 11-3 mark, the program's first 11-win season since 1969. SDSU produced an 8-0 record in MW play, the 20th conference championship in program history and a win over Cincinnati in the Hawai'i Bowl.

■ Since his arrival on The Mesa, a total of 17 Aztecs have been chosen in the NFL Draft, including three in 2017, which tied for the most by a Group of 5 school and the most for SDSU since 2013.

■ San Diego State had at least one player selected in each NFL Draft from 2011-15.

■ Came to San Diego State to be the team's defensive coordinator in December 2008.

■ Arrived at SDSU after serving as head coach at New Mexico from 1998-2008. He was tabbed the league's coach of the year in 2002.

■ Compiled a UNM-record 65 victories and led the Lobos to five bowl game appearances in his final seven seasons. His teams were bowl eligible in seven of his last eight campaigns.

■ In his final nine seasons in Albuquerque, Long's defensive units ranked among the top 30 in fewest yards allowed six times and among the top 40 against the rush every year. In both 2001 and 2003, New Mexico's defense ranked fifth nationally in fewest rushing yards allowed per game.

■ Prior to accepting the head coaching position at New Mexico, he served as defensive coordinator for 12 seasons at three different schools. He was the defensive coordinator for two years under Bob

## Seven-for-Seven

Below is a list of the eight current coaches who have guided their current school to a bowl game in each of their first seven seasons as the head coach at an institution.

Head Coach	School
Mark Dantonio	Michigan State
Paul Johnson	Georgia Tech
Brian Kelly	Notre Dame
<b>Rocky Long</b>	<b>San Diego State</b>
Nick Saban	Alabama
David Shaw	Stanford
Dabo Swinney	Clemson
Kyle Whittingham	Utah

Toledo at UCLA in 1996-97, for five seasons at Oregon State from 1991-95, and for five campaigns at Wyoming from 1981-85.

■ Also served as an assistant coach at TCU, with the CFL's British Columbia Lions and started his career at New Mexico as a graduate assistant coach in 1972.

### → Playing Experience

■ Originally a defensive back, Long was a three-year starter at quarterback for the Lobos from 1969-71. He was the team's MVP three times and the WAC Offensive Player of the Year as a senior.

■ Long played professionally in the CFL with British Columbia in 1972-73 and 1975-76. He also competed in the World Football League with the Detroit Wheels in 1974.

■ Attended Alta Loma High School in Alta Loma, Calif.

### → Education

■ He is a 1974 graduate of New Mexico with a bachelor's degree in secondary education and was awarded an NCAA postgraduate scholarship. Long was a three-time academic all-conference pick and received the WAC Scholar-Athlete Award in 1970.

### → Personal

■ Long and his wife, Debby, have two daughters, Roxanne and Hannah.

■ Both of Long's daughters were Division I student-athletes and have coaching ties. In her first season as the head women's volleyball coach at Division II Queens University, Hannah led the Royals to the program's first NCAA Sweet Sixteen. She was a five-time conference coach of the year honoree at Division III Southwestern University as its winningest women's volleyball coach (.794). Collegiately, she was a two-sports athlete at Portland State. Roxanne, who played collegiately at Oklahoma, was a successful basketball coach at Rogers State, before stepping down to pursue her Ph.D.

## Rocky Long Career Head Coaching Record

Year	School	Record	Conf.	Finish	Conference	Home	Away	Neutral	Bowl Game	Scoring Def. Rk.	Total Def. Rk.
1998	New Mexico	3-9	1-7	7th	WAC	2-4	1-5			100	77
1999	New Mexico	4-7	3-4	T-5th	Mountain West	3-3	1-4			73	58
2000	New Mexico	5-7	3-4	T-5th	Mountain West	3-3	2-4			36	17
2001	New Mexico	6-5	4-3	T-3rd	Mountain West	4-2	2-3			36	18
2002	New Mexico	7-7	5-2	2nd	Mountain West	5-1	2-5	0-1	Las Vegas Bowl	56	30
2003	New Mexico	8-5	5-2	2nd	Mountain West	5-2	3-2	0-1	Las Vegas Bowl	39	28
2004	New Mexico	7-5	5-2	2nd	Mountain West	3-2	4-2	0-1	Emerald Bowl	20	25
2005	New Mexico	6-5	4-4	T-4th	Mountain West	2-3	4-2			T-85	69
2006	New Mexico	6-7	4-4	5th	Mountain West	3-5	3-2		New Mexico Bowl	68	80
2007	New Mexico	9-4	5-3	T-3rd	Mountain West	6-1	3-3		New Mexico Bowl	T-14	14
2008	New Mexico	4-8	2-6	T-6th	Mountain West	3-3	1-5			46	45
<b>NEW MEXICO TOTALS (11 Seasons)</b>		<b>65-69</b>	<b>41-41</b>			<b>39-29</b>	<b>26-37</b>	<b>0-3</b>	<b>5 Bowl Appearances</b>	<b>41</b>	<b>30</b>
2011	San Diego State	8-5	4-3	4th	Mountain West	4-3	4-1	0-1	New Orleans Bowl	57	68
2012	San Diego State	9-4	7-1	T-1st	Mountain West	6-2	3-2		Poinsettia Bowl	42	39
2013	San Diego State	8-5	6-2	2nd	Mountain West / West Div.	3-3	4-2	1-0	Famous Idaho Potato Bowl	92	54
2014	San Diego State	7-6	5-3	T-1st	Mountain West / West Div.	6-1	1-5		Poinsettia Bowl	13	16
2015	San Diego State	11-3	8-0	1st	Mountain West / West Div.	6-1	4-2	1-0	Hawai'i Bowl	7	5
2016	San Diego State	11-3	6-2	1st	Mountain West / West Div.	5-1	5-2	1-0	Las Vegas Bowl	17	11
2017	San Diego State	10-3	6-2	2nd	Mountain West / West Div.	5-2	5-0	0-1	Armed Forces Bowl	21	11
<b>SAN DIEGO STATE TOTALS (7 Seasons)</b>		<b>64-29</b>	<b>42-13</b>			<b>35-13</b>	<b>26-14</b>	<b>3-2</b>	<b>7 Bowl Appearances</b>	<b>19</b>	<b>14</b>
<b>HEAD COACHING TOTALS (18 Seasons)</b>		<b>129-98</b>	<b>83-55</b>			<b>74-42</b>	<b>52-51</b>	<b>3-5</b>	<b>12 Bowl Appearances</b>		

# Rocky Long - Year-by-Year



EIGHT STRAIGHT BOWL GAME APPEARANCES ► 21 CONFERENCE CHAMPIONSHIPS

## ■ New Mexico, 1998

3-9 Overall; 1-7 WAC (7th Place - Pacific)

Date	Opponent	Result
Sept. 5	Idaho State	W 38 - 9
Sept. 12	Utah State	***W 39 - 36
Sept. 19	at New Mexico State	L 27 - 28
Sept. 26	at San Jose State	L 20 - 37
Oct. 3	at Air Force	L 14 - 56
Oct. 10	UTEP	L 19 - 22
Oct. 17	San Diego State	*L 33 - 36
Oct. 24	at Hawai'i	W 30 - 20
Oct. 31	Fresno State	L 20 - 28
Nov. 7	at Brigham Young	L 21 - 46
Nov. 14	Utah	L 7 - 41
Nov. 21	at Central Florida	L 6 - 38

## ■ New Mexico, 1999

4-7 Overall; 3-4 MWC (Tie-5th Place)

Date	Opponent	Result
Sept. 4	at UTEP	L 10 - 13
Sept. 11	New Mexico State	L 28 - 35
Sept. 18	Northern Arizona	W 45 - 14
Sept. 25	at Boise State	L 9 - 20
Oct. 9	at San Diego State	W 24 - 21
Oct. 16	(21) Brigham Young	L 7 - 31
Oct. 30	UNLV	W 27 - 6
Nov. 6	Colorado State	L 22 - 36
Nov. 13	at Utah	L 7 - 52
Nov. 20	at Wyoming	L 28 - 42
Nov. 27	Air Force	W 33 - 28

## ■ New Mexico, 2000

5-7 Overall; 3-4 MW (Tie-5th Place)

Date	Opponent	Result
Aug. 26	at Texas Tech	L 3 - 24
Sept. 2	Boise State	L 14 - 31
Sept. 9	Oregon State	L 20 - 28
Sept. 16	at New Mexico State	W 16 - 13
Sept. 23	Northern Arizona	W 35 - 28
Sept. 30	Wyoming	W 45 - 10
Oct. 7	at Colorado State	L 14 - 17
Oct. 21	at Air Force	W 29 - 23
Oct. 28	Utah	W 10 - 3
Nov. 4	San Diego State	L 16 - 17
Nov. 11	at UNLV	L 14 - 18
Nov. 18	at Brigham Young	L 13 - 37

## ■ New Mexico, 2001

6-5 Overall; 4-3 MW (Tie-3rd Place)

Date	Opponent	Result
Sept. 1	UTEP	W 26 - 6
Sept. 8	at Texas Tech	L 30 - 42
Sept. 22	at Baylor	*L 13 - 16
Sept. 29	at Utah	L 16 - 37
Oct. 6	at Wyoming	W 30 - 29
Oct. 13	(18) Brigham Young	L 20 - 24
Oct. 27	Air Force	W 52 - 33
Nov. 3	at San Diego State	W 20 - 15
Nov. 10	UNLV	W 27 - 17
Nov. 17	Colorado State	L 17 - 24
Nov. 24	New Mexico State	W 53 - 0

## ■ New Mexico, 2002

7-7 Overall; 5-2 MW (2nd Place)

Date	Opponent	Result
Aug. 23	at North Carolina State	L 14 - 34
Aug. 31	Weber State	W 38 - 24
Sept. 7	at Air Force	*L 31 - 38
Sept. 14	Baylor	W 23 - 0
Sept. 21	at New Mexico State	L 13 - 24
Sept. 27	Texas Tech	L 0 - 49
Oct. 12	at UNLV	W 25 - 16
Oct. 19	at Utah State	*L 44 - 45
Oct. 26	Utah	**W 42 - 35
Nov. 9	San Diego State	W 15 - 8
Nov. 16	at Brigham Young	W 20 - 16
Nov. 23	at (20) Colorado State	L 14 - 22
Nov. 30	Wyoming	W 49 - 20
<b>Las Vegas Bowl - Las Vegas, Nev.</b>		
Dec. 25	vs. UCLA	L 13 - 27

## ■ New Mexico, 2003

8-5 Overall; 5-2 MW (2nd Place)

Date	Opponent	Result
Aug. 30	Texas State	W 72 - 8
Sept. 6	at Texas Tech	L 28 - 42
Sept. 13	Brigham Young	L 7 - 10
Sept. 20	at (24) Washington State	L 13 - 23
Sept. 27	New Mexico State	W 24 - 17
Oct. 4	Utah State	W 34 - 7
Oct. 18	at San Diego State	W 30 - 7
Oct. 25	at (24) Utah	W 47 - 35
Nov. 1	UNLV	L 35 - 37
Nov. 7	Colorado State	W 37 - 34
Nov. 15	Air Force	W 24 - 12

Nov. 22	at Wyoming	W 26 - 3
<b>Las Vegas Bowl - Las Vegas, Nev.</b>		
Dec. 24	vs. Oregon State	L 14 - 55

## ■ New Mexico, 2004

7-5 Overall; 5-2 MW (2nd Place)

Date	Opponent	Result
Sept. 3	Washington State	L 17 - 21
Sept. 11	Texas Tech	W 27 - 24
Sept. 18	at Oregon State	L 7 - 17
Sept. 25	at New Mexico State	W 38 - 3
Oct. 1	(14) Utah	L 7 - 28
Oct. 9	at Air Force	L 23 - 28
Oct. 16	at UNLV	W 24 - 20
Oct. 23	San Diego State	W 19 - 9
Oct. 30	at Colorado State	W 26 - 17
Nov. 13	at Brigham Young	W 21 - 14
Nov. 20	Wyoming	W 16 - 9
<b>Emerald Bowl, San Francisco, Calif.</b>		
Dec. 30	vs. Navy	L 19 - 34

## ■ New Mexico, 2005

6-5 Overall; 4-4 MW (4th Place)

Date	Opponent	Result
Sept. 5	UNLV	W 24 - 22
Sept. 10	at Missouri	W 45 - 35
Sept. 17	New Mexico State	W 38 - 21
Sept. 24	at UTEP	L 13 - 21
Oct. 1	at TCU	L 28 - 49
Oct. 8	Brigham Young	L 24 - 27
Oct. 15	at Wyoming	W 27 - 24
Oct. 22	at San Diego State	W 47 - 24
Oct. 28	Colorado State	L 25 - 35
Nov. 12	at Utah	W 31 - 27
Nov. 19	Air Force	L 24 - 42

## ■ New Mexico, 2006

6-7 Overall; 4-4 MW (5th Place)

Date	Opponent	Result
Sept. 2	Portland State	L 6 - 17
Sept. 9	at New Mexico State	W 34 - 28
Sept. 16	Missouri	L 17 - 27
Sept. 23	UTEP	W 26 - 13
Sept. 30	at Air Force	L 7 - 24
Oct. 7	Wyoming	L 10 - 14
Oct. 14	at UNLV	*W 39 - 36
Oct. 19	Utah	W 34 - 31
Oct. 28	at Colorado State	W 20 - 19
Nov. 11	TCU	L 21 - 27
Nov. 18	at (23) Brigham Young	L 17 - 42
Nov. 25	San Diego State	W 41 - 14
<b>New Mexico Bowl - Albuquerque, N.M.</b>		
Dec. 23	San José State	L 12 - 20

## ■ New Mexico, 2007

9-4 Overall; 5-3 MW (Tie-3rd Place)

Date	Opponent	Result
Sept. 1	at UTEP	L 6 - 10
Sept. 8	New Mexico State	W 44 - 34
Sept. 15	at Arizona	W 29 - 27
Sept. 22	Sacramento State	W 58 - 0
Sept. 29	Brigham Young	L 24 - 31
Oct. 13	at Wyoming	W 20 - 3
Oct. 20	at San Diego State	W 20 - 17
Oct. 25	Air Force	W 34 - 31
Nov. 3	at TCU	L 0 - 37
Nov. 10	Colorado State	W 26 - 23
Nov. 17	at Utah	L 10 - 28
Nov. 24	UNLV	W 27 - 6
<b>New Mexico Bowl - Albuquerque, N.M.</b>		
Dec. 22	Nevada	W 23 - 0

## ■ New Mexico, 2008

4-8 Overall; 2-6 MWC (Tie-6th Place)

Date	Opponent	Result
Aug. 30	TCU	L 3 - 26
Sept. 6	Texas A&M	L 22 - 28
Sept. 13	Arizona	W 36 - 28
Sept. 20	at Tulsa	L 14 - 56
Sept. 27	at New Mexico State	W 35 - 24
Oct. 4	Wyoming	W 24 - 0
Oct. 11	at (9) Brigham Young	L 3 - 21
Oct. 18	San Diego State	W 70 - 7
Oct. 23	at Air Force	L 10 - 23
Nov. 1	(10) Utah	L 10 - 13
Nov. 8	at UNLV	L 20 - 27
Nov. 15	at Colorado State	L 6 - 20

## ■ San Diego State, 2011

8-5 Overall; 4-3 MW (4th Place)

Date	Opponent	Result
Sept. 3	Cal Poly	W 49 - 21
Sept. 10	at Army	W 23 - 20
Sept. 17	Washington State	W 42 - 24
Sept. 24	at (22) Michigan	L 7 - 28
Oct. 8	TCU	L 14 - 27

Oct. 13	at Air Force	W 41 - 27
Oct. 29	Wyoming	L 27 - 30
Nov. 5	New Mexico	W 35 - 7
Nov. 12	at Colorado State	W 18 - 15
Nov. 19	(10) Boise State	L 35 - 52
Nov. 26	at UNLV	W 31 - 14
Dec. 3	Fresno State	W 35 - 28
<b>R+L Carriers New Orleans Bowl - New Orleans, La.</b>		
Dec. 17	vs. Louisiana-Lafayette	L 30 - 32

## ■ San Diego State, 2012

9-4 Overall; 7-1 MW (Tie-1st Place)

Date	Opponent	Result
Sept. 1	at Washington	L 12 - 21
Sept. 8	Army	W 42 - 7
Sept. 15	North Dakota	W 49 - 41
Sept. 22	San José State	L 34 - 38
Sept. 29	at Fresno State	L 40 - 52
Oct. 6	Hawai'i	W 52 - 14
Oct. 13	Colorado State	W 38 - 14
Oct. 20	at Nevada	*W 39 - 38
Oct. 27	UNLV	W 24 - 13
Nov. 3	at (19) Boise State	W 21 - 19
Nov. 10	Air Force	W 28 - 9
Nov. 24	at Wyoming	W 42 - 28
<b>SDCCU Poinsettia Bowl - San Diego, Calif.</b>		
Dec. 20	Brigham Young	L 6 - 23

## ■ San Diego State, 2013

8-5 Overall; 6-2 MW (2nd Place - West Division)

Date	Opponent	Result
Aug. 31	Eastern Illinois	L 19 - 40
Sept. 7	at (3) Ohio State	L 7 - 42
Sept. 21	Oregon State	L 30 - 34
Sept. 28	at New Mexico State	W 26 - 16
Oct. 4	Nevada	*W 51 - 44
Oct. 10	at Air Force	W 27 - 20
Oct. 26	(15) Fresno State	*L 28 - 35
Nov. 2	New Mexico	W 35 - 30
Nov. 9	at San José State	W 34 - 30
Nov. 16	at Hawai'i	*W 28 - 21
Nov. 23	Boise State	*W 34 - 31
Nov. 30	at UNLV	L 19 - 45
<b>Famous Idaho Potato Bowl - Boise, Idaho</b>		
Dec. 21	vs. Buffalo	W 49 - 24

## ■ San Diego State, 2014

7-6 Overall; 5-3 MW (Tie-1st Place - West Div.)

Date	Opponent	Result
Aug. 30	Northern Arizona	W 38 - 7
Sept. 6	at (21) North Carolina	L 27 - 31
Sept. 20	at Oregon State	L 7 - 28
Sept. 27	UNLV	W 34 - 17
Oct. 3	at Fresno State	L 13 - 24
Oct. 10	at New Mexico	W 24 - 14
Oct. 18	Hawai'i	W 20 - 10
Nov. 1	at Nevada	L 14 - 30
Nov. 8	Idaho	W 35 - 21
Nov. 15	at Boise State	L 29 - 38
Nov. 21	Air Force	W 30 - 14
Nov. 29	San José State	W 38 - 7
<b>SDCCU Poinsettia Bowl - San Diego, Calif.</b>		
Dec. 23	Navy	L 16 - 17

## ■ San Diego State, 2015

11-3 Overall; 8-0 MW (1st Place - West Division)

Date	Opponent	Result
Sept. 5	San Diego	W 37 - 3
Sept. 12	at California	L 7 - 35
Sept. 19	South Alabama	*L 27 - 34
Sept. 26	at Penn State	L 21 - 37
Oct. 3	Fresno State	W 21 - 7
Oct. 10	at Hawai'i	W 28 - 14
Oct. 17	at San José State	W 30 - 7
Oct. 23	Utah State	W 48 - 14
Oct. 31	at Colorado State	W 41 - 17
Nov. 14	Wyoming	W 38 - 3
Nov. 21	at UNLV	W 52 - 14
Nov. 28	Nevada	W 31 - 14
<b>MW Football Championship - San Diego, Calif.</b>		
Dec. 5	Air Force	W 27 - 24
<b>Hawai'i Bowl - Honolulu, Hawai'i</b>		
Dec. 24	vs. Cincinnati	W 42 - 7

## ■ San Diego State, 2016

11-3 Overall; 6-2 MW (1st Place - West Division)

Date	Opponent	Result
Sept. 3	New Hampshire	W 31 - 0
Sept. 10	California	W 45 - 40
Sept. 17	at Northern Illinois	W 42 - 28
Oct. 1	at South Alabama	L 24 - 42
Oct. 8	UNLV	W 26 - 7
Oct. 14	at Fresno State	W 17 - 3
Oct. 21	San José State	W 42 - 3
Oct. 28	at Utah State	W 40 - 13
Nov. 5	Hawai'i	W 55 - 0

Nov. 12	at Nevada	W 46 - 16
Nov. 19	at Wyoming	L 33 - 34
Nov. 26	Colorado State	L 31 - 63
<b>MW Football Championship - Laramie, Wyo.</b>		
Dec. 3	at Wyoming	W 27 - 24
<b>Las Vegas Bowl - Las Vegas, Nev.</b>		
Dec. 17	vs. Houston	W 34 - 10

## ■ San Diego State, 2017

10-3 Overall; 6-2 MW (2nd Place - West Division)

Date	Opponent	Result
Sept. 2	UC Davis	W 38 - 17
Sept. 9	at Arizona State	W 30 - 20
Sept. 16	(19) Stanford	W 20 - 17
Sept. 23	at Air Force	W 28 - 24
Sept. 30	Northern Illinois	W 34 - 28
Oct. 7	at UNLV	W 41 - 10
Oct. 14	Boise State	L 14 - 31
Oct. 21	Fresno State	L 3 - 27
Oct. 28	at Hawai'i	W 28 - 7
Nov. 4	at San José State	W 52 - 7
Nov. 18	Nevada	W 42 - 23
Nov. 24	New Mexico	W 35 - 10
<b>Armed Forces Bowl - Fort Worth, Texas</b>		
Dec. 23	vs. Army West Point	L 35 - 42

Number to the left of opponent name indicates Associated Press top 25 ranking at game time. \* - indicates overtime period.

## ■ Rocky Long vs. All Foes

Head Coaching Record vs. Opponents		
	W	L
Air Force	11	6
Arizona	2	0
Arizona State	1	0
Army	2	1
Baylor	1	1
Boise State	2	5
Brigham Young	2	10
Buffalo	1	0
Cal Poly	1	0
California	1	1
Central Florida	0	1
Cincinnati	1	0
Colorado State	7	7
Eastern Illinois	0	1
Eastern Michigan		First meeting
Fresno State	3	5
Hawai'i	7	0
Idaho	1	0
Idaho State	1	0
Louisiana-Lafayette	0	1
Michigan	0	1
Missouri	1	1
Navy	0	2
Nevada	6	1
New Hampshire	1	0
New Mexico	4	0
New Mexico State	9	3
North Carolina	0	1
North Carolina State	0	1
North Dakota	1	0
Northern Arizona	3	0
Northern Illinois	2	0
Ohio State	0	1
Oregon State		

# Jeff Horton - Assoc. Head Coach/OC/RBs

EIGHT STRAIGHT BOWL GAME APPEARANCES ▶ 21 CONFERENCE CHAMPIONSHIPS

JEFF HORTON ◀ COACHES



## Horton File

■ **Year at San Diego State:**  
Eighth Year

■ **Hometown:**  
Arlington, Texas

■ **Family:**  
Wife, Teri

■ **Alma Mater:**  
Nevada, 1981  
San Francisco, 1993 (M.S.)

■ **Collegiate Playing Experience:**  
Arkansas - 1976-77

■ **Coaching Experience:**  
2011-18 .....San Diego State  
Assoc. Head Coach/OC/RBs (2015-18)  
Asst. Head Coach/RBs (2011-14)

2010 .....Minnesota  
Interim Head Coach  
Offensive Coordinator/QBs

2009 .....Detroit Lions  
Quarterbacks

2006-08 .....St. Louis Rams  
Assistant Offensive Line (2008)  
Special Assistant to HC/Offense (2006-07)

1999-2005 .....Wisconsin  
Quarterbacks

1994-98, 1990-91 .....UNLV  
Head Coach (1994-98)  
Assistant Head Coach (1990-91)

1992-93, 1985-89 .....Nevada  
Head Coach (1993)  
Wide Receivers (1992)  
Assistant Coach (1985-89)

1984 .....Minnesota  
Graduate Assistant

### → At San Diego State

■ With 34 years of collegiate coaching experience, including seven as a head coach, Jeff Horton begins his eighth season at San Diego State.

■ Prior to the 2015 season, Horton was promoted to associate head coach and offensive coordinator. In addition, he is entering his eighth season overseeing the running backs.

■ In his previous four seasons on The Mesa, Horton served as assistant head coach and running backs coach.


■ Since 2011, when Horton was named SDSU's running backs coach, San Diego State ranks 12th nationally in average yards per carry (5.1), 15th in rushing yards per game (220.1) and 18th in rushing touchdowns (213).

■ In his eight years with San Diego State, Horton has coached each of his starting running backs to all-Mountain West honors, including Super Bowl champion Ronnie Hillman (2011), Adam Muema (2012-13), Donnel Pumphrey (2014-16) and Rashaad Penny (2017).

■ Under Horton's tutelage last season, Penny capped off his stellar senior campaign becoming just the third consensus All-American in program history while finishing fifth in the Heisman Trophy balloting, the highest placement by an Aztec since Marshall Faulk took fourth in 1993. In addition, Penny recorded the fifth-best NCAA FBS single-season rushing total in history with a school-record 2,248 yards and finished with a career-average of 7.49 yards per carry, which represents the third-highest total among FBS schools since 1996.

■ Collectively, SDSU boasted the nation's No. 10 rushing offense in 2017, averaging 252.5 yards per game. The Scarlet and Black also occupied the 11th spot in yards per carry (5.71) while tying for 20th in rushing touchdowns (33). In addition, Horton coordinated an Aztec offense that threw just four interceptions last season, which ranked second in the country.

■ Horton was also instrumental in the development of Nick Bawden, who was recruited to San Diego State as a quarterback—even starting two games at the position as a true freshman in 2014—before switching to fullback the following year. Emerging as the starter in 2016, Bawden became the lead blocker for two of the most prolific running backs in school history over the past two seasons, with the Aztecs ranking eighth nationally in rushing yards per game (257.9) and fifth in yards per rush (5.7) during that stretch. For his



## Notable Players Coached

### → Rashaad Penny, RB (SDSU)

First-Round NFL Draft pick (27th overall), 2017 Heisman Trophy Top-5 finish (fifth place), 2017 Walter Camp Player of the Year Finalist, 2017 Maxwell Award Semifinalist, 2017 Doak Walker Award Semifinalist, 2017 Lombardi Award Nominee, 2017 FBS Consensus All-American, 2017 First-Team All-American (Associated Press, FWAA, The Sporting News, Sports Illustrated, ESPN, CBS Sports, USA Today, All-American, Bleacher Report), 2017 Mountain West Offensive Player of the Year, 2017 First-Team All-MW Selection (RB), 2017 All-Bowl Team (Associated Press, ESPN, Sports Illustrated, Bleacher Report), Five-time MW Offensive Player of the Week.

### → Nick Bawden, FB (SDSU)

2018 Seventh-Round NFL Draft Pick, 2016 Pro Football Focus First-Team All-American

### → Donnel Pumphrey, RB (SDSU)

2017 Fourth-Round NFL Draft Pick, 2016 Heisman Trophy Top-10 Finish (tied for 10th), 2016 Doak Walker Award Finalist, 2016 Walter Camp Player of the Year Semifinalist, 2016 First-Team All-American (Sports Illustrated, Walter Camp), 2016 Second-Team All-American (AP, AFCA, USA Today, The Sporting News), Two-time Honorable-Mention Sports Illustrated All-American (2014-15), Two-time MW Offensive Player of the Year (2015-16), Three-time First-Team All-MW (2014-16)

### → Ronnie Hillman, RB (SDSU)

AP Third-Team All-American, Third-Round NFL Draft Pick, Super Bowl champion

### → Matthew Stafford, QB (Detroit Lions), Detroit Lions

No. 1 NFL Draft pick, Started 10 games as a rookie

### → Brooks Bollinger, QB (Wisconsin)

Four-year starter, NFL Draft Pick in 2003

### → Jim Sorgi, QB (Wisconsin)

2006 Super Bowl champion

### → Jon Denton, QB (UNLV)

Set 10 NCAA freshman passing records in 1996

### → Chris Vargas, QB (Nevada)

Nevada Team of the Century

### ■ BOWL GAMES AS A COACH (15)

#### → San Diego State

2017 Armed Forces Bowl, 2016 Las Vegas Bowl, 2015 Hawai'i Bowl, 2014 Poinsettia Bowl, 2013 Famous Idaho Potato Bowl, 2012 Poinsettia Bowl, 2011 New Orleans Bowl

#### → Wisconsin

2005 Capital One Bowl, 2004 Outback Bowl, 2003 Music City Bowl, 2002 Alamo Bowl, 2000 Sun Bowl, 1999 Rose Bowl

#### → UNLV

1994 Las Vegas Bowl

#### → Nevada

1992 Las Vegas Bowl

efforts, Bawden earned first-team All-America honors from *Pro Football Focus* in 2016, grading out as the top blocking fullback. He was drafted by the Detroit Lions in the seventh round of the 2018 NFL Draft.

■ In 2016, Horton was named the *FootballScoop* Running Backs Coach of the Year when SDSU became the first team in NCAA FBS history to produce a 2,000-yard rusher (Pumphrey) and a 1,000-yard rusher (Penny) in the same season. The Aztecs set Division I-era single-season records in rushing yards (3,680), rushing touchdowns (34), rushing yards per carry (5.8) and points (493).

■ Horton coached Pumphrey to one of the best rushing careers in FBS history. A Heisman candidate, Doak Walker Award finalist and a three-time All-American, Pumphrey finished his career as the NCAA FBS career record holder in rushing yards (6,405) and was fifth in all-purpose yards (7,515), tied for eighth in overall touch-

AZTEC FOOTBALL MEDIA GUIDE

# Jeff Horton - Assoc. Head Coach/OC/RBs

EIGHT STRAIGHT BOWL GAME APPEARANCES ► 21 CONFERENCE CHAMPIONSHIPS

downs (67) and ninth in rushing touchdowns (62). He was picked in the fourth round of the 2017 NFL Draft by the Philadelphia Eagles.

■ The 2015 Aztecs also made history, rushing for a then-school record 3,266 yards and producing two 1,000-yard rushers (Pumphrey, Chase Price) for the first time in program history. SDSU ran for 2,000 yards as a team and produced a 1,000-yard rusher for the sixth year in a row in 2015. The team also had 10 straight games with at least 200 yards rushing to close the season.

■ In 2014, San Diego State set a then-school record for yards per carry, averaging 5.4 yards per rush, ranked 13th nationally.

■ Helped Ronnie Hillman receive All-America recognition from the Associated Press in 2011 after the Aztec running back rushed for a conference-record 1,711 yards, which ranked fourth nationally, and added 19 touchdowns. Hillman, who was one of 10 semifinalists for the Doak Walker Award that season, was selected in the third round of the NFL Draft by the Denver Broncos in April 2012.

#### → Previous Experience

■ Came to The Mesa after spending the final five games of the 2010 campaign as the interim head coach at Minnesota. With Horton at the helm, the Gophers went 2-3 with victories over a pair of bowl-bound teams in Illinois and Iowa after beginning the year with a 1-6 mark.

■ As the co-offensive coordinator, the Gophers saw drastic improvements from 2009 in the NCAA rankings in total offense (+34 spots), rushing offense (+26), passing offense (+18), scoring offense (+11), turnovers (+82), time of possession (+82) and penalties (+21).

■ Prior to his time at Minnesota, he was the quarterbacks coach for the Detroit Lions in 2009, working with No. 1 overall draft pick Matthew Stafford. Stafford started 10 games and threw for more than 2,000 yards.

■ NFL career started with the St. Louis Rams from 2006-08, where he was the assistant offensive line coach, special assistant to the head coach and an offensive assistant.

■ Was on the sidelines in six bowl games as the quarterbacks coach at Wisconsin from 1999-2005. The Badgers tallied four postseason victories and claimed the 1999 Big Ten championship.

■ Coached Wisconsin signal-caller Brooks Bollinger to a 30-12 record over his four seasons as a starter. Bollinger and quarterback Jim Sorgi were picked in the NFL Draft during his time in Madison.

■ Was the head coach at UNLV for five years. In 1994, he was named the Big West Coach of the Year after leading the Rebels to the conference title and a berth in the Las Vegas Bowl.

■ Compiled a 7-4 record at Nevada in his first season as a head coach in 1993. The Wolf Pack led the nation in offense that campaign, including 4,373 yards passing.

■ In addition, he spent six years as a wide receivers, special teams or running backs coach at Nevada (1985-89, 1992) and two campaigns as an assistant head coach, running backs and wide receivers coach at UNLV (1990-91).

■ Started his collegiate coaching career in 1984 as a graduate assistant at Minnesota under head coach Lou Holtz.

#### → Playing Experience

■ Was a walk-on wide receiver at Arkansas from 1976-77.

#### → Education

■ Graduated from Nevada in 1981 with his bachelor's degree and earned his master's from San Francisco in 1993.

#### → Personal

■ Horton and his wife, Teri, reside in San Diego.



# Zach Arnett - DC/Linebackers



EIGHT STRAIGHT BOWL GAME APPEARANCES ► 21 CONFERENCE CHAMPIONSHIPS

ZACH ARNETT ◀ COACHES



## Arnett File

■ **Year at San Diego State:**  
Eighth Year

■ **Hometown:**  
Albuquerque, N.M.

■ **Family:**  
Wife, Emily, and son, Case

■ **Alma Mater:**  
New Mexico, 2009

■ **Collegiate Playing Experience:**  
New Mexico - 2005-08

■ **Coaching Experience:**  
2014-18 .....San Diego State  
*Defensive Coordinator (2018)*  
*Linebackers (2014-18)*

2011-13 .....San Diego State  
*Graduate Assistant - Defense*

### → At San Diego State

■ Zach Arnett begins his first season as San Diego State's defensive coordinator and will coach the linebackers for the fifth year in a row.

■ Arnett was promoted to linebackers coach in the spring of 2014 after spending three years as a defensive graduate assistant.

■ With Arnett on staff, the SDSU defense ranks among the nation's best over the last three seasons, including first in turnover margin (+43) and interceptions (63), third in rush defense (116.3), turnovers forced (83) and interception returns for touchdowns (10), sixth in total defense (305.5), seventh in scoring defense (18.9) and 12th in pass defense (189.2).

■ For the sixth straight year, Arnett coached an all-Mountain West performer in 2017, as Ronley Lakalaka merited second-team honors after leading the team with 82 tackles.

■ Under Arnett's tutelage in 2016, Calvin Munson paced the Aztecs with 116 tackles on the season and 17 quarterback hurries to go with 11 tackles for loss, 4.5 sacks and three pass breakups. Munson finished his career ranked sixth at SDSU in tackles (301) and ninth in sacks (18.0). He was a three-time all-Mountain West pick, including a first-team selection each of his last two campaigns. Munson signed as an undrafted free agent with the New York Giants.

■ For the second straight season in 2015, two Aztec linebackers garnered all-Mountain West accolades. Munson was named to the first team, while Jake Fely was a second-team honoree.

■ Two San Diego State linebackers earned all-conference accolades in his first year as a full-time member of the coaching staff, as Munson and Josh Gavert earned honorable mention all-conference recognition in 2014.

■ Helped linebacker Nick Tenhaeff earn All-MW honorable mention recognition in 2013. Tenhaeff led the Aztecs with 15.0 tackles for loss and 5.0 sacks and was third on the squad with 64 tackles combined, including 43 solo stops.

■ Coached two Aztecs - Fely and Derek Largent - to all-league accolades in 2012. Fely had 90 tackles, and led the team in tackles for loss (11.5), sacks (7) and forced fumbles (2) en route to second-team honors, while Largent was an honorable mention pick with 61 tackles (9.5 TFL), 6.5 sacks, three fumble recoveries, two interceptions and a forced fumble.



### → Playing Experience

■ Prior to his arrival on Montezuma Mesa, Arnett played collegiately for four seasons at New Mexico under current San Diego State head coach Rocky Long.

■ Was a standout linebacker for the Lobos from 2005-08, lettering four times and serving as team captain during his senior campaign.

■ Saw action in 47 games at New Mexico, recording 200 tackles (84 solo, 116 assisted), with four sacks, six forced fumbles and a fumble recovery.

■ Tied for the FBS lead in 2008 with six forced fumbles. Of the five players that had six forced fumbles that season, Arnett played the fewest number of games (12).

■ Started all 12 contests as a senior, recording 92 tackles, including 11 behind the line of scrimmage, and an MW record-tying six forced fumbles. Helped UNM rank 36th nationally in rushing defense in 2008.

■ New Mexico won 25 games during his four-year stint and made consecutive bowl game appearances in 2006 and 2007.

■ Excelled in the classroom, where he was a first-team Academic All-American in 2008. Also was a four-time academic all-conference honoree and scholar-athlete.

■ Originally signed to play for the UNM baseball team coming out of high school, but was given a football scholarship the summer before the start of his true freshman season.

■ Attended La Cueva High School in Albuquerque, competing in both football and baseball. Was a two-time all-state pick at linebacker and three-time selection at catcher.

### → Education

■ Graduated from New Mexico in 2009, with his bachelor's degree in history and a minor in political science.

### → Personal

■ Arnett and his wife, Emily, have one son, Case.

## Notable Players Coached

### → Ronley Lakalaka, LB (SDSU)

2017 Second-Team All-MW Selection

### → Calvin Munson, LB (SDSU)

2016 Second-Team Pro Football Focus All-American, 2015 Third-Team Phil Steele All-American, 2016 Lott IMPACT Trophy Quarterfinalist, Three-time All-MW Honoree (2014-16)

### → Jake Fely, LB (SDSU)

Two-time Second-Team All-MW Honoree

### → Josh Gavert, LB (SDSU)

2014 Honorable-Mention All-MW

### → Nick Tenhaeff, LB (SDSU)

2013 Honorable-Mention All-MW

### → Derek Largent, LB (SDSU)

2012 Honorable-Mention All-MW

### BOWL GAMES AS A COACH (7)

#### → San Diego State

2017 Armed Forces Bowl, 2016 Las Vegas Bowl, 2015 Hawai'i Bowl, 2014 Poinsettia Bowl, 2013 Famous Idaho Potato Bowl, 2012 Poinsettia Bowl, 2011 New Orleans Bowl

### BOWL GAMES AS A PLAYER (2)

#### → New Mexico

2007 New Mexico Bowl, 2006 New Mexico Bowl

AZTEC FOOTBALL MEDIA GUIDE

# Hunkie Cooper - Wide Receivers



EIGHT STRAIGHT BOWL GAME APPEARANCES ► 21 CONFERENCE CHAMPIONSHIPS

## → At San Diego State

- Hunkie Cooper enters his fourth season at San Diego State, overseeing the wide receiver position.
- Upon his arrival on The Mesa, Cooper reunited with his college coach Jeff Horton. Horton, SDSU's associate head coach/offensive coordinator/running backs coach, was Cooper's head coach at UNLV.
- Under Cooper's guidance, Mikah Holder received all-Mountain West honorable mention as a senior in 2017 after leading the Aztecs with career highs of 43 receptions and 602 yards, which were more than the totals of the next two SDSU players combined.
- Cooper also played a pivotal role in Holder's development during the 2016 campaign, as the Aztec wide receiver topped the squad in receiving yards (581) and touchdown catches (6) while ranking seventh nationally and third in the Mountain West in yards per catch (21.5). Cooper's assistance with Donnel Pumphrey also proved essential that season, as the SDSU running back tied with Holder for the team lead in receptions (27) for 231 yards. Pumphrey was a fourth-round pick of the Philadelphia Eagles in the 2017 NFL Draft.
- In 2015, Cooper coached Holder to a breakout season, which included a team-high 439 receiving yards and six touchdown catches. He also assisted Pumphrey in a junior year that resulted in *Sports Illustrated* honorable mention All-America and Mountain West Offensive Player of the Year honors after he led the Aztecs in rushing yards and receptions, one of four players in the nation to accomplish the feat.

## → Previous Experience

- Prior to his appointment on The Mesa, Cooper served for six seasons as the head coach at Canyon Springs High in Las Vegas.
- Under Cooper's direction, CSHS made the Sunrise Region playoffs all six years, earning Northeast Sunrise Divisional Coach-of-the-Year honors on three occasions.
- In 2014, Canyon Springs was the first Sunrise Region team in more than 40 games to beat perennial power Liberty.
- One of his top players was Pumphrey, a Heisman candidate, All-American and the NCAA FBS career record holder in rushing yards (6,405). He amassed 4,152 yards and 49 touchdowns on 494 attempts (8.4 avg.) over his career at CSHS. In 2012, Pumphrey rushed for 1,491 yards on 160 carries (9.3 avg.) and 19 touchdowns en route to being named the Gatorade Nevada Player of the Year.
- Began his coaching career with a three-year stint (2006-08) on



## Notable Players Coached

- **Mikah Holder, WR (SDSU)**  
2017 Honorable Mention All-MW
- **Donnel Pumphrey, RB (SDSU)**  
2017 Fourth-Round NFL Draft Pick, 2016 Heisman Trophy Top-10 Finish (tied for 10th), 2016 Doak Walker Award Finalist, 2016 Walter Camp Player of the Year Semifinalist, 2016 First-Team All-American (*Sports Illustrated*, *Walter Camp*), 2016 Second-Team All-American (*AP*, *AFCA*, *USA Today*, *The Sporting News*, two-time Honorable-Mention *Sports Illustrated* All-American (2014-15), two-time MW Offensive Player of the Year (2015-16), three-time First-Team All-MW (2014-16)
- **DeMarco Murray, RB (Oklahoma)**  
2014 AP NFL Offensive Player of the Year
- **Juron Criner, WR (Arizona)**  
Fifth-Round NFL Draft pick in 2012; 209 receptions in college
- **Lynn McGruder, DT (Oklahoma)**  
Started 11 games for the Sooners in 2004
- **Quinton Carter, FS (Oklahoma)**  
Fourth-round NFL Draft pick in 2011

## BOWL GAMES AS A COACH (3)

- **San Diego State**  
2017 Armed Forces Bowl, 2016 Las Vegas Bowl, 2015 Hawaii Bowl

the Utah Blaze (Arena Football League) coaching staff, working with the team's defensive backs, wide receivers, linebackers and serving as the defensive coordinator.

## → Playing Experience

- Cooper had one of the greatest careers in Arena Football League history, coming in as the fifth-greatest player in AFL history by the league's Silver Anniversary Committee.
- Named to the Arena Hall of Fame in 2011.
- Led the Arizona Rattlers to a pair of AFL championships (1994 and 1997) and was picked as the MVP of the 1997 AFL Championship game.
- Cooper was the AFL's all-time leader in nearly all return categories upon his retirement in 2005. That same year, he also had his No. 14 jersey retired by the Rattlers.
- In 2001, Cooper was selected to the all-15th Anniversary first team as both a receiver and linebacker. He finished his career with nearly 9,000 receiving yards to go along with 196 tackles and 15 interceptions, including seven for a touchdown.
- He was named the Ironman of the Year in both 1999 and 2000.
- He earned Ironman of the Game honors in ArenaBowl XI, returning a kick for a touchdown and intercepting a Kurt Warner pass for another score, as the Rattlers defeated the Iowa Barnstormers, 55-33.
- Cooper was named the AFL MVP as a rookie in 1993 after totaling 91 receptions for 1,214 yards and 19 touchdowns, and ended up becoming a 12-time all-pro selection.
- At UNLV, he twice earned All-America honors and all-Big West accolades as a punt returner and kick returner (1989-90).
- Cooper, who played six different positions with the Rebels, scored four touchdowns as an all-purpose player in his first career Division I game.
- Was the quarterback for national champion Navarro College in 1989.

## → Education

- A 1991 graduate of UNLV.

## → Personal

- Cooper and his wife, Tiffany, have three children: Brianna, AJ, who plays football at Southern Oregon, and Destini.



## Cooper File

■ **Year at San Diego State:**  
Fourth Year

■ **Hometown:**  
Palestine, Texas

■ **Family:**  
Wife, Tiffany, and children, Brianna, AJ and Destini

■ **Alma Mater:**  
UNLV, 1991

■ **Collegiate Playing Experience:**  
UNLV - 1990-91  
Navarro College - 1989

■ **Coaching Experience:**  
2015-18 .....San Diego State  
Wide Receivers

2009-14....Canyon Springs High (Las Vegas)  
Head Coach

2006-08 .....Utah Blaze (AFL)  
Defensive Backs (2008)  
Defensive Coordinator (2007)  
Wide Receivers, Linebackers (2006)

# Doug Deakin - STC/Tight Ends



EIGHT STRAIGHT BOWL GAME APPEARANCES ► 21 CONFERENCE CHAMPIONSHIPS



## Deakin File

■ **Year at San Diego State:**  
First Year as Assistant Coach/  
Eighth overall

■ **Hometown:**  
Oak Park, Calif.

■ **Family:**  
Wife, Emily

■ **Alma Mater:**  
San Diego State, 2010, 2014 (M.S.)

■ **Collegiate Playing Experience:**  
San Diego State - 2009-10

■ **Coaching Experience:**  
2018 .....San Diego State  
Special Teams Coordinator/Tight Ends  
  
2011-13 .....San Diego State  
Graduate Assistant - Defense

■ **Professional Experience:**  
2014-17 .....San Diego State  
Assistant for Football Operations

### → At San Diego State

- Doug Deakin begins his 12th season at San Diego State, a long association which started as a student-athlete and now continues as a full-time assistant coach.
- Was named the Aztecs' special teams coordinator and will also coach the tight ends for the 2018 campaign.
- Spent three years as the assistant for football operations with the SDSU program from 2014-17.
- Also served as a graduate assistant with the Aztecs from 2011-13, working with the defense and special teams.
- Is the third SDSU graduate on the full-time coaching staff, joining Ernie Lawson (defensive line) and Mike Schmidt (offensive line).

### → Playing Experience

- A former walk-on at San Diego State who played 24 games on special teams over his final two years in 2009-10.
- Also served as the team's holder on field goals and extra-point attempts during that span.
- Selected as one of three captains by his teammates during his senior year in 2010.
- Ran 13 yards for a first down off a fake field-goal attempt in the Aztecs' 41-7 conquest of Utah State on Sept. 25, 2010.

## Notable Players Coached

- **John Baron II, K (SDSU)**  
2017 First-Team All-MW Honoree
- **Nat Berhe, DB (SDSU), Pittsburgh Steelers**  
Three-time All-MW Selection, 2014 NFL Draft Pick
- **Leon McFadden, DB (SDSU)**  
Three-time First-Team All-MW Honoree, 2013 NFL Draft Pick
- **Miles Burris, LB (SDSU)**  
Two-time First-Team All-MW Selection, 2012 NFL Draft Pick
- **Jake Fely, LB (SDSU)**  
Two-time Second-Team All-MW Selection
- **Brian Stahovich, P (SDSU)**  
Two-time All-MW Honoree
- **J.J. Whittaker, DB (SDSU)**  
Two-time All-MW Selection
- **Jeff Overbaugh, LS (SDSU)**  
Three-time MW All-Academic, Three-time MW Scholar-Athlete
- **Colin Lockett, WR/KR (SDSU)**  
2013 Honorable Mention All-MW
- **Nick Tenhaeff, LB (SDSU)**  
2013 Honorable Mention All-MW
- **Derek Largent, LB (SDSU)**  
2012 Honorable Mention All-MW
- **Sam Meredith, DL (SDSU)**  
2012 Honorable Mention All-MW
- **Larry Parker, DB (SDSU)**  
2011 SI.com Honorable Mention All-American, 2011 First-Team All-MW Selection
- **Jerome Long, DL (SDSU)**  
2011 Second-Team All-MW Selection, 2012 NFL Draft Pick

### BOWL GAMES AS AN ADMINISTRATOR (4)

- **San Diego State**  
2017 Armed Forces Bowl, 2016 Las Vegas Bowl, 2015 Hawai'i Bowl, 2014 Poinsettia Bowl

### BOWL GAMES AS A COACH (3)

- **San Diego State**  
2013 Famous Idaho Potato Bowl, 2012 Poinsettia Bowl, 2011 New Orleans Bowl

### BOWL GAMES AS A PLAYER (1)

- **San Diego State**  
2010 Poinsettia Bowl



- Also saw action in SDSU's 35-14 triumph over Navy in the 2010 Poinsettia Bowl, which marked the Aztecs' first bowl appearance since 1998 and first bowl victory since 1969.
- Earned the SDSU President's Award for Highest Standards of Academic and Athletic Excellence in 2008.
- Also garnered Mountain West all-academic honors in 2009.
- Was additionally nominated for the College Football Rudy Awards, which recognizes student-athletes who demonstrate excellent character, contribution and commitment as members of their college football teams.

### → Education

- Received his undergraduate degree in business management from San Diego State in 2010, before earning his master's in educational leadership from the University in 2014.

### → Personal

- Is married to the former Emily Diggins.



# Ernie Lawson - Defensive Line



EIGHT STRAIGHT BOWL GAME APPEARANCES ► 21 CONFERENCE CHAMPIONSHIPS

## → At San Diego State

- Ernie Lawson enters his third season as San Diego State's defensive line coach.
- With Lawson on staff, the Aztecs ranked 11th nationally in total defense (314.5) for the second straight year in 2017 and were among the FBS leaders red zone defense (.758) and scoring defense (20.2), occupying the 19th and 21st spots, respectively.
- In 2016, SDSU also finished sixth in the country in rushing defense (105.7), 11th in total defense (315.4) and 18th team passing efficiency defense (115.47).
- Under his direction, Alex Barrett was a first-team all-MW selection for the second straight season in 2016, becoming the first Aztec defensive lineman to earn first-team all-MW honors on multiple occasions. Barrett finished his SDSU career tied for fourth in sacks (19.0) and tied for seventh in tackles for loss (40.0) before signing as an undrafted free agent with the Detroit Lions in April 2017.

## → Previous Experience

- Lawson served two seasons as a coach at the high school level.
- In 2015, he was the defensive line coach and head football strength coach at North Side High in Fort Worth, Texas.
- Was the head coach, defensive coordinator and head strength coach at American Canyon (Calif.) High, where he implemented the 3-3-5 defense.
- Spent two years at Michigan as a graduate assistant with the linebackers and defensive line, working under former Aztec head coach Brady Hoke.
- While at Michigan, he worked with former Baltimore Ravens defensive coordinator Greg Mattison on the intricacies of numerous defenses, including the 3-3-5 in 2014.

## → Playing Experience

- Lawson captained the 2010 SDSU football team to a 9-4 overall record and the program's first bowl berth since 1998.
- A four-year letterwinner from 2007-10, Lawson was an honorable mention all-MW performer as a senior, recording 30 tackles, including 9.5 for loss.
- Chosen as San Diego State's co-defensive player of the year in 2010, and received one of the team's captain awards.
- Voted the Aztecs' Most Inspirational Player in 2007. Lawson was also a multi-year scholar-athlete while at SDSU.



## Lawson File

■ **Year at San Diego State:**  
Third Year

■ **Hometown:**  
Vallejo, Calif.

■ **Family:**  
Wife, Alicia, and daughters, Leila and Maya

■ **Alma Mater:**  
San Diego State, 2010  
Michigan, 2014 (M.S.)

■ **Collegiate Playing Experience:**  
San Diego State - 2006-2010

■ **Coaching Experience:**  
2016-18 .....San Diego State  
*Defensive Line*

2015 ..North Side High (Fort Worth, Texas)  
*Defensive Line and Strength Coach*

2014 .....American Canyon (Calif.) High  
*Head Coach and Defensive Coordinator  
Strength Coach*

2012-13 .....Michigan  
*Graduate Assistant  
Defensive Line and Linebackers*

## → Education

- Earned his bachelor's degree in fitness, nutrition and health from San Diego State in December 2010 and his master's degree in kinesiology from Michigan in May 2014.

## → Personal

- Lawson and his wife, Alicia, have two daughters, Leila and Maya.

## Notable Players Coached

### → Alex Barrett, DT (SDSU)

*Two-time First-Team All-MW Honoree; Fourth at SDSU in career sacks (19.0) and tied for seventh in career tackles for loss (40.0)*

### → William Campbell, DT (Michigan)R

*2013 Sixth-Round NFL Draft Pick; 2012 Honorable-Mention All-Big Ten*

### → Frank Clark, DE (Michigan)

*2015 Second-Round NFL Draft Pick; 2013 Second-Team All-Big Ten*

### → Willie Henry, DT (Michigan)

*2016 Fourth-Round NFL Draft Pick; ESPN.com All-Big Ten Freshman Team in 2013*

## BOWL GAMES AS A COACH (4)

### → San Diego State

*2017 Armed Forces Bowl, 2016 Las Vegas Bowl*

### → Michigan

*2012 Outback Bowl, 2011 Allstate Sugar Bowl*

## BOWL GAMES AS A PLAYER (1)

### → San Diego State

*2010 Poinsettia Bowl*

# Kevin McGarry - Defense



EIGHT STRAIGHT BOWL GAME APPEARANCES ► 21 CONFERENCE CHAMPIONSHIPS

KEVIN MCGARRY ◀ COACHES



## McGarry File

■ **Year at San Diego State:**  
Eighth Year

■ **Hometown:**  
San Diego, Calif.

■ **Family:**  
Wife, Mary Ann, and children, Pat, Mike, Timbo and Matt

■ **Alma Mater:**  
San Diego, 1979, 1985

■ **Collegiate Playing Experience:**  
Saddleback College - 1974-75  
University of San Diego - 1976-77

■ **Coaching Experience:**  
2011-13, 2018 .....San Diego State  
*Defense (2018)*  
*Special Teams (2012-13)*  
*Linebackers (2011)*

1978-2003.....San Diego  
*Head Coach (1996-2003)*  
*Defensive Coordinator (1980-95)*  
*Assistant Coach (1978-80)*

■ **Professional Experience:**  
2014-17 .....San Diego State  
*Director of Player Personnel*

### → At San Diego State

■ Kevin McGarry enters his eighth season as a full-time member of the San Diego State football staff, returning to the coaching ranks where he will assist with the Aztec defense.

■ Is one of three members of the SDSU staff who has been a collegiate head coach at another school (Rocky Long, Jeff Horton and McGarry).

■ After serving as special teams coach in 2012 and 2013 following a stint as linebackers coach in 2011, he worked as the Aztecs' director of player personnel from 2014-17.

■ In his previous role, McGarry handled the day-to-day administrative duties of SDSU's recruiting efforts and contributed to the team's overall talent evaluation.

■ Coached two players - punter Joel Alesi (Oct. 7) and return specialist Tim Vizzi (Nov. 25) - who received Mountain West Special Teams Player of the Week recognition in 2013. Alesi was also named to the Ray Guy Award watch list, while Vizzi tied a school record with two punt returns for touchdowns.

■ Oversaw a special teams unit that returned two kicks for touchdowns in 2012. Also coached two players in kicker Chance Marden (Oct. 22) and returner Colin Lockett (Nov. 5), who earned Mountain West Special Teams Player of the Week honors.

■ In 2011, coached first-team all-conference linebacker Miles Burris, who led the league in tackles for loss with 19.5, which ranked ninth nationally. Burris also was named to watch lists for the Butkus, Lombardi and Nagurski Awards and was selected in the fourth round the 2012 NFL Draft by the Oakland Raiders.

■ Two of McGarry's linebackers, Burris and Logan Ketchum, also received acclaim for their work in the classroom. In the spring of 2012, Burris earned a spot on the National Football Foundation (NFF) Hampshire Honor Society and was a semifinalist for the NFF's William V. Campbell Trophy. Ketchum, meanwhile, was named the 2011-12 SDSU Student-Athlete of the Year and became the first Aztec football player to secure a spot on the Capital One Academic All-District 8 first team since 2006.

■ Upon his arrival on Montezuma Mesa, McGarry served as an assistant to the Aztec coaches from 2009-10.



### → Previous Experience

■ Moved across town after eight campaigns as the head football coach at the University of San Diego from 1996-2003. McGarry compiled a 39-37 overall record with five seasons at .500 or above. His squads also were ranked nationally on three occasions.

■ Under McGarry's direction, the Toreros were the No. 1 offense in the nation (Div. I-AA) in 2003, and consistently were rated in the top 20 in various defensive categories. In 2002, he helped then junior quarterback Eric Rasmussen lead the nation in passing efficiency (164.2).

■ Was named the Pioneer Football League Coach of the Year in 2002, and had eight players garner All-America honors during his tenure.

■ Prior to being named head coach, was USD's defensive coordinator from 1980-95, and was an assistant coach at the school from 1978-80.

■ Also was the Toreros' head softball coach from 1980-85.

### → Playing Experience

■ Began his collegiate career at Saddleback College in Mission Viejo, Calif., where he started at wide receiver and defensive back from 1974-75. He was tabbed the team's MVP his final campaign and was later inducted into Saddleback's Athletic Hall of Fame.

■ Transferred to the University of San Diego, playing on both sides of the ball at wide receiver and defensive back from 1976-77. He picked up team defensive player-of-the-year honors his senior season.

### → Education

■ Has a bachelor's degree in English/diversified liberal arts and a master's in educational administration from the University of San Diego.

### → Personal

■ McGarry and his wife, Mary Ann, have four sons, Pat, Mike, Timbo and Matt.

## Notable Players Coached

→ **Miles Burris, LB (SDSU), Oakland Raiders**

*First-Team All-MW Honoree, 2012 NFL Draft Pick*

→ **Dylan Ching, WR (USD)**

*Finished career as school's all-time leading receiver,*

*Drafted by CFL's Saskatchewan Roughriders*

→ **Jeb Dougherty, DB (USD)**

*Two-time Academic All-American, NCAA Division I-AA*

*All-American, AP Third-Team I-AA All-American*

→ **Dan Herbert, DB (USD)**

*Kodak College Div. II All-American, Academic All-American*

→ **Dylan Mora, P (USD)**

*I-AA Sports Network Mid-Major First-Team All-American*

→ **Doug Popovich, DB (USD)**

*Two-time First-Team Academic All-American, AFCA Third-Team*

*All-American, Sports Network Third-Team and Honorable-Mention All-American*

→ **Evan Harney, RB (USD)**

*2003 FCS Mid-Major All-American*

→ **Eric Rasmussen, QB (USD)**

*AFCA All-American, Led the nation in passing efficiency in 2002*

### BOWL GAMES AS A COACH (3)

→ **San Diego State**

*2013 Famous Idaho Potato Bowl, 2012 Poinsettia Bowl,*

*2011 New Orleans Bowl*

### BOWL GAMES AS AN ADMINISTRATOR (4)

→ **San Diego State**

*2017 Armed Forces Bowl, 2016 Las Vegas Bowl, 2015 Hawaii*

*Bowl, 2014 Poinsettia Bowl*

AZTEC FOOTBALL MEDIA GUIDE

# Blaine Morgan - Quarterbacks



EIGHT STRAIGHT BOWL GAME APPEARANCES ► 21 CONFERENCE CHAMPIONSHIPS

## → At San Diego State

- Blaine Morgan is in his fourth season at San Diego State as the quarterbacks coach.
- Morgan has played a pivotal role in the development of Christian Chapman, who ranks fourth among active FBS starting quarterbacks with a .793 winning percentage and fifth with 23 victories.
- Among the Mountain West leaders during the 2017 campaign, Chapman was first in touchdown-to-interception percentage (3.3, T-27th nationally), second in interception percentage (1.6, 21st nationally), third in pass efficiency rating (139.13, 46th nationally), fourth in touchdown percentage (5.3) and yards per completion (12.83, 47th nationally). Additionally, Chapman went 33 quarters between throwing his first and second interceptions of the year (167 attempts).
- In 2016, Chapman's 61.0 completion percentage was the third best by an SDSU quarterback since 1996. The redshirt sophomore ranked second in the MW in pass touchdown percentage (11th nationally, 8.0) and touchdown-to-interception percentage (T-23rd nationally, 3.33).
- The 2015 Aztecs went 12 straight games without throwing an interception, the most in SDSU's Division I era. San Diego State finished the year by going without an interception in 208 passes for the country's longest active streak. The team finished second in the conference with a 142.10 passing efficiency rating and 19th nationally with 14.10 passing yards per completion.

## → Previous Experience

- Morgan coached at Air Force from 2003-14 in three different capacities. The last eight seasons of his tenure with the Falcons, he served as offensive coordinator and quarterbacks coach.
- From 2007-14, when Morgan was the offensive coordinator and quarterbacks coach at Air Force, the Falcons ranked 24th nationally in passing efficiency rating (139.1). During that time, the Falcons



## Morgan File

■ **Year at San Diego State:**  
Fourth Year

■ **Hometown:**  
Dallas, Texas

■ **Family:**  
Wife, Mandy, and two children, Brodie and Camille

■ **Alma Mater:**  
Air Force, 1999

■ **Collegiate Playing Experience:**  
Air Force - 1997-99

■ **Coaching Experience:**  
2015-18 ..... San Diego State  
Quarterbacks

2003-14 ..... Air Force  
Offensive Coordinator/QB (2007-14)  
Wide Receivers (2005-06)  
Varsity/JV Assistant (2003-04)

## Notable Players Coached

- **Christian Chapman, QB (SDSU)**  
2017 Johnny Unitas Golden Arm Candidate, Ranks fourth among active FBS starters with a .793 winning percentage (23-6 record)
- **Shaun Carney, QB (Air Force)**  
Four-year starter; 5,391 yards passing, 2,561 yards rushing
- **Tim Jefferson, QB (Air Force)**  
Four-year starter; 4,599 yards passing, 1,988 yards rushing
- **Jordan Eason, OL (Air Force)**  
2011 First-Team All-MW
- **A.J. Wallerstein, OL (Air Force)**  
2011 First-Team All-MW
- **Asher Clark, OL (Air Force)**  
2010 First-Team All-MW
- **Nick Charles, OL (Air Force)**  
2009 First-Team All-MW, 2008 & 2007 Second-Team All-MW
- **Peter Lusk, OL (Air Force)**  
2009 First-Team All-MW
- **Jared Tew, FB (Air Force)**  
2009 First-Team All-MW
- **Chad Hall, WR/RB (Air Force)**  
2007 First-Team All-MW

## BOWL GAMES AS A COACH (10)

- **San Diego State**  
2017 Armed Forces Bowl, 2016 Las Vegas Bowl, 2015 Hawai'i Bowl
- **Air Force**  
2014 Famous Idaho Potato Bowl, 2012 Armed Forces Bowl, 2011 Military Bowl, 2010 Independence Bowl, 2009 Armed Force Bowl, 2008 Armed Forces Bowl, 2007 Armed Forces Bowl

## BOWL GAMES AS A PLAYER (2)

- **Air Force**  
1998 Oahu Bowl, 1997 Las Vegas Bowl

ranked third nationally in yards per completion (14.82).

- As a team, the Falcons enjoyed great success while Morgan served as the offensive coordinator. The Falcons posted a 59-44 record (57.3 percent) and advanced to seven bowl games in that eight-year span.

## → Playing Experience

- A two-year starter and three-time letterwinner at quarterback for Air Force, he posted a 20-3 record as a starter at the position. He owns the highest career winning percentage by any signal caller in Falcons history.
- As a senior, Morgan led Air Force to a 12-1 record and earned Western Athletic Conference offensive player-of-the-year honors. He led Air Force to a victory over Washington in the Oahu Bowl.
- His junior season, Morgan posted a 10-3 record with Air Force.
- Morgan posted a 3-0 record as a starting quarterback against other service academies.
- He is the only QB in school history to guide the Falcons to an outright conference title.
- Was named team most valuable player (1998) as a junior and was the Academy male athlete of the year (1999) as a senior.
- Ended his three-year career having thrown for 3,324 yards and 22 touchdowns and rushed for 2,567 yards and 39 touchdowns.
- He recorded multiple interceptions just one time in 28 career games.

## → Education

- Earned his bachelor's degree from Air Force in 1999.

## → Personal

- Morgan and his wife, Mandy, have two children - a son, Brodie, and a daughter, Camille.
- Morgan played for his father, Barry, at Trinity Christian Academy in Addison, Texas.
- Blaine's older brother, Beau, was a starting quarterback at Air Force.

# Richard Sanchez - Safeties



EIGHT STRAIGHT BOWL GAME APPEARANCES ► 21 CONFERENCE CHAMPIONSHIPS



## Sanchez File

■ **Year at San Diego State:**  
First Year

■ **Hometown:**  
San Diego, Calif.

■ **Family:**  
Wife, Maria, two children, Kristiana and Ricky

■ **Alma Mater:**  
New Mexico State, 1993  
San Diego State, 2002 (M.S.)

■ **Collegiate Playing Experience:**  
New Mexico State - 1989-90

■ **Coaching Experience:**  
2018 .....San Diego State  
Safeties

2009-17 ....St. Augustine High (San Diego)  
Head Coach

2005-08.....Sacramento State  
Special Teams Coordinator (2005-08)  
Tight Ends (2007-08)  
Running Backs (2006)

2004 .....Valparaiso  
Recruiting Coordinator/  
Special Teams Coordinator/Secondary

2002-03.....San Diego  
Running Backs (2002-03)  
Special Teams Coordinator (2003)

2002.....British Columbia Lions  
Coaching Intern  
Special Teams/Wide Receivers

2000-01 .....San Diego State  
Graduate Assistant - Offensive Line

→ **At San Diego State**

■ Richard Sanchez begins his first season at San Diego State, where he will coach the safeties and assist with special teams.

→ **Coaching Experience**

■ Enjoyed an illustrious tenure as head coach at local powerhouse St. Augustine High School from 2009-17, compiling an overall record of 83-29.

■ His 83 victories represent the most in school history.

■ Led the Saints to two CIF San Diego Section championships, three runner-up finishes and five Eastern League titles.

■ In 2016, received the National Football Foundation Meritorious Coach-of-the-Year award.

■ Among his pupils at St. Augustine High was current Aztec safety Tariq Thompson, who was named a Freshman All-American by the Football Writers Association of America (FWAA) and *USA Today* following the 2017 campaign.

■ Spent 11 years as an assistant in the collegiate ranks, including a four-year stint at Sacramento State from 2005-08, where he served as special teams coordinator while coaching the running backs (2006) and tight ends (2007-08).

■ Hornet special teams were one of the elite units in the Big Sky Conference in 2006, as three Sac State players garnered all-league accolades, including punter Mitch Lively, kick returner Andre Taylor and linebacker Calvin Robinson, who was the team's top performer in both kickoff and punt coverage.

■ In his first season with the Hornets in 2005, Kris Daniels led the Big Sky with an average of 27.5 yards on kickoff returns, earning second-team all-conference honors.

■ Spent one season as defensive backs coach and special teams coordinator at Valparaiso in 2004 while serving as the team's recruiting coordinator.

■ Helped guide the Crusader defense to a No. 1 ranking in Division I-AA, allowing just 128.8 passing yards per game.

■ Under his tutelage, defensive backs Chris Daniels and Brad Smeja also received all-Pioneer League recognition for Valpo that season, while Crusader special teams were among the league leaders in several statistical categories.

■ Coached the running backs for two years at the University of San Diego under current Aztec assistant Kevin McGarry in 2002-03, adding the duties of special teams coordinator in his second season.

■ In 2003, he mentored Torero running back Evan Harney, who merited FCS Mid-Major All-America distinction after setting a single-season school record with 1,475 yards rushing.

■ In addition, USD special teams limited the opposition to 0.4 yards per punt return that season.

■ Completed an internship with the British Columbia Lions of the Canadian Football League in the summer of 2002, assisting with special teams and wide receivers.

■ Served two years as a graduate assistant at San Diego State during the 2000 and 2001 campaigns, working with the offensive line.

■ Was part of a staff that coached three all-Mountain West linemen, including Chester Pitts, David Moreno and Jonathan Ingram. Pitts was a second-round draft choice of the Houston Texans in 2002.

■ Spent two years as head coach and athletic director at San Diego High School from 1998-2000. Took over a program which had lost 20 straight games and produced a 11-9 overall record in his two seasons with the Cavers.

■ Began his coaching career with a three-year stint at Montclair High School (1994-97), where he garnered Mount Baldy League Coach of the Year accolades in 1995 after leading his Cavalier squad to a 9-3 record.

→ **Playing Experience**

■ Played for two seasons at wide receiver and kick returner at New Mexico State in 1989 and 1990.

■ Twice earned Big West Player of the Week honors after games vs. UTEP and Pacific in 1990.

■ Competed for two years out of high school at Southwestern College in Chula Vista, where he was named Most Valuable Player of the Hall of Fame Bowl in 1988.

■ Also played semi-pro football with the San Bernardino Blitz.

→ **Education**

■ Received his bachelor's degree in physical education from New Mexico State in 1993.

■ Earned his master's degree in exercise and nutritional sciences at San Diego State in 2002.

→ **Personal**

■ Sanchez and his wife, Maria, live in Bonita with their two children, Kristiana and Ricky.

## Notable Players Coached

→ **Tariq Thompson, S (SDSU)**

2017 Freshman All-American (FWAA, USA Today), 2017 Second-Team All-MW Selection

→ **Juan Gamboa, K (Sacramento State)**

2008 Honorable Mention All-Big Sky

→ **Mitch Lively, P (Sacramento State)**

2006 Honorable Mention All-Big Sky

→ **Andre Taylor, KR (Sacramento State)**

2006 Honorable Mention All-Big Sky

→ **Calvin Robinson, LB (Sacramento State)**

2006 Honorable Mention All-Big Sky

→ **Kris Daniels, KR (Sacramento State)**

2005 Second-Team All-Big Sky Honoree

→ **Chris Daniels, DB (Valparaiso)**

2004 All-Pioneer League Selection

→ **Brad Smeja, DB (Valparaiso)**

2004 All-Pioneer League Selection

→ **Evan Harney, RB (USD)**

2003 FCS Mid-Major All-American

→ **Chester Pitts, OL (SDSU)**,

2001 Honorable Mention All-MW; 2002 NFL Draft Pick, Second Round, Houston Texans

→ **David Moreno, OL (SDSU)**

2001 First-Team All-MW, 2000 Second-Team All-MW

→ **Jonathan Ingram, OL (SDSU)**

Two-time Honorable Mention All-MW

# Mike Schmidt - Offensive Line



EIGHT STRAIGHT BOWL GAME APPEARANCES ► 21 CONFERENCE CHAMPIONSHIPS

## → At San Diego State

- Mike Schmidt enters his seventh season as San Diego State's offensive line coach and his 10th as a member of the Aztec staff.
- Has been influential in SDSU establishing itself as one of the top rushing programs in the country. Since joining the staff as a full-time assistant coach in 2012, the Aztecs rank 13th nationally in rushing yards per carry (5.2) 14th in rushing yardage per game (225.9) and 17th in rushing touchdowns (185).
- During the 2017 campaign, Schmidt molded a young and inexperienced line into a force that paved the way for consensus All-American Rashaad Penny, who led the nation with 2,027 yards rushing.
- As a result, Tyler Roemer garnered freshman All-America accolades from *USA Today*, joining fellow redshirt freshman Keith Ismael on the all-Mountain West second team.
- The 2016 Aztecs set program records in rushing yards (3,680), rushing touchdowns (34), rushing yards per carry (5.8), points (493) and field goals (21). The 5.8 average ranked seventh nationally.
- In 2016, Schmidt coached Nico Siragusa to *USA Today* first-team and AP third-team All-America accolades. Over his four years, Siragusa blocked for the all-time leading rusher (Donnel Pumphrey), becoming the first SDSU offensive lineman to be named a first-team all-MW selection twice in league history. He was the second Aztec offensive lineman drafted in a three-year span when he was picked in the fourth round by the Baltimore Ravens.
- In his first collegiate year playing the right tackle position in 2016, Daniel Brunskill was chosen as a Burlsworth Award nominee and collected second-team all-MW honors.
- Under his tutelage in 2015, Siragusa and Pearce Slater earned first-team all-MW first-team honors, the first time in conference history that the Aztecs had two first-teamers on the offensive line and the first time in any league since 1998 (WAC - Pacific Division). It was also the fourth straight season multiple offensive linemen earned all-conference honors.
- The 2015 Aztecs also finished fifth in the nation in red zone offense (94.1 pct.), 14th in rushing yards per game (233.3) and 17th in time of possession (32:43).
- Terry Poole (first team) and Darrell Greene (honorable mention) both earned all-MW accolades in 2014, marking the third straight season that at least two Aztec offensive linemen were honored by the league. Poole was drafted in the fourth round by the Seattle Seahawks.
- Under his guidance, SDSU ran for at least 2,000 yards as a team and produced a 1,000-yard rusher for the fifth year in a row in 2013.
- In 2013, the Aztec offensive line helped pave the way for a rushing attack that totaled over 2,000 yards for the fourth consecutive year for the first time in school history.
- Coached multiple all-MW selections for the second year in a row in 2013 after Bryce Quigley merited second-team distinction, while



## Notable Players Coached

- **Tyler Roemer, OL (SDSU)**  
2017 *USA Today* Freshman All-American, 2017 Second-Team All-MW Selection
- **Keith Ismael, OL (SDSU)**  
2017 Second-Team All-MW Honoree
- **Nico Siragusa, OL (SDSU)**  
2017 NFL Draft pick, 2016 *USA Today* First-Team and Associated Press Third-Team All-American, Two-time First-Team All-MW Selection (2015, 2016)
- **Pearce Slater, OL (SDSU)**  
2015 First-Team All-MW Honoree
- **Bryce Quigley, OL (SDSU)**  
Two-time All-Mountain West selection
- **Terry Poole, OL (SDSU)**  
2013 Honorable-Mention All-MW, 2014 First-Team All-MW, 2015 NFL Draft Pick
- **Nik Embernate, OL (SDSU)**  
2012 First-Team All-MW Honoree
- **Alec Johnson, OL (SDSU)**  
2011-12 Second-Team All-MW selection, Rimington Trophy Watch List

## BOWL GAMES AS A COACH (8)

- **San Diego State**  
2017 *Armed Forces Bowl*, 2016 *Las Vegas Bowl*, 2015 *Hawaii Bowl*, 2014 *Poinsettia Bowl*, 2013 *Famous Idaho Potato Bowl*, 2012 *Poinsettia Bowl*, 2011 *New Orleans Bowl*, 2010 *Poinsettia Bowl*

Poole received honorable mention.

- In his first year as assistant coach in 2012, the Aztec offensive line helped establish a team rushing record with 2,869 yards.
- In 2012, he had three players garner all-MW accolades, including Nik Embernate, who signed a free agent contract with the Pittsburgh Steelers after collecting first-team honors, Alec Johnson who was a second-team selection, while Quigley landed on the honorable mention squad.
- Was SDSU's graduate assistant on the offensive side of the ball for two years from 2010-11, working primarily with the offensive line. In 2010, the Aztecs tied for fifth nationally in fewest sacks allowed (0.69/g) and ranked seventh (0.85/g) in the same category in 2011.
- In 2011, helped mentor Tommie Draheim, who became the first Aztec offensive lineman to earn first-team all-MW recognition since 2003. Draheim inked a free agent contract with the Kansas City Chiefs in the spring of 2013 after spending time with the Green Bay Packers and New England Patriots camps in 2012.
- In 2009, he volunteered as a student assistant with the team while completing his undergraduate degree.

## → Playing Experience

- Played along the offensive line for San Diego State from 2005-08 and was named a captain in his senior campaign.
- A former walk-on the defensive line, he changed sides of the ball and earned a scholarship in the fall of 2007.
- Served as team captain at Madison High School in San Diego from 2004-05. Led the Warhawks to two Harbor League title while earning second-team all-CIF, league co-offensive player-of-the-year and first-team all-league honors as a senior.
- Played in the 15th annual Alex Spanos All-Star Classic and was a *San Diego Union-Tribune* all-academic pick.

## → Education

- Graduated from San Diego State with his bachelor's degree in criminal justice in the fall of 2009.

## → Personal

- Schmidt and his wife, Jennifer, have one son, Brayden.



## Schmidt File

■ **Year at San Diego State:**  
Seventh Year

■ **Hometown:**  
San Diego, Calif

■ **Family:**  
Wife, Jennifer, and son, Brayden

■ **Alma Mater:**  
San Diego State, 2009

■ **Collegiate Playing Experience:**  
San Diego State - 2005-08

■ **Coaching Experience:**  
2009-18 .....San Diego State  
Offensive Line (2012-18)  
Graduate Assistant - Offense (2010-11)  
Student Assistant (2009)

# Demetrius Sumler - Cornerbacks



EIGHT STRAIGHT BOWL GAME APPEARANCES ► 21 CONFERENCE CHAMPIONSHIPS

DEMETRIUS SUMLER ◀ COACHES



## Sumler File

■ **Year at San Diego State:**  
First Year as Assistant Coach/  
Third Overall

■ **Hometown:**  
San Diego, Calif.

■ **Family:**  
Wife, Marissa

■ **Alma Mater:**  
Colorado, 2011

■ **Collegiate Playing Experience:**  
Central Washington - 2012  
Colorado - 2007-09

■ **Coaching Experience:**  
2016-18 .....San Diego State  
Cornerbacks (2018)  
Graduate Assistant -  
Defense/Special Teams (2017)  
Offense (2016)

### → At San Diego State

■ Demetrius Sumler is in his third year at San Diego State. After spending two years as a graduate assistant on the Aztec staff, Sumler was elevated to full-time assistant coach and will work with the cornerbacks this season.

### → Playing Experience

■ Completed his final season of eligibility at Central Washington in 2012, where he helped the Wildcats to their seventh Great Northwest Athletic Conference (GNAC) title in 10 years en route to earning first-team all-conference honors on offense.

■ Tied the program's single-game record with five rushing touchdowns in a homecoming victory over Simon Fraser.

■ A three-year letterwinner at Colorado where he played in 36 games for the Buffaloes from 2007-09, making 14 starts.

■ Over his career at Colorado, rushed 199 times for 714 yards and nine touchdowns, averaging 19.8 rushing yards per game. Also notched 45 receptions for 333 receiving yards to average 7.4 yards per carry.

■ Was the team's Gold Group Commitment Award winner in 2008 and 2009, given by the coaches to the player committed to all-around excellence. Also named the Fred Casotti Award winner as a sophomore as the most improved offensive back during spring practice.

■ A four-year letterwinner at San Diego's Cathedral Catholic High School in football, where he graduated as the No. 48 running back in the nation (and the No. 98 overall prospect in California) according to *Rivals.com*.

■ Completed his prep career as the San Diego area's all-time leading rusher with 5,696 yards, as well as scoring a combined 67 career touchdowns.

### → Education

■ Graduated from Colorado in 2011 with his bachelor's degree in economics.

■ Currently pursuing his master's degree in liberal arts and interdisciplinary studies.

### → Personal

■ Sumler and his wife, Marissa, live in San Diego.



## Notable Players Coached

### → Rashaad Penny, KR (SDSU), Seattle Seahawks

2018 NFL First-Round Draft Pick (27th overall), 2017 Heisman Trophy Top-5 finish (fifth place), 2017 Walter Camp Player of the Year Finalist, 2017 Maxwell Award Semifinalist, 2017 Doak Walker Award Semifinalist, 2017 Lombardi Award Nominee, 2017 FBS Consensus All-American, 2017 First-Team All-American (Associated Press, FWAA, The Sporting News, Sports Illustrated, ESPN, CBS Sports, USA Today, All-American, Bleacher Report) Three-time MW Special Teams Player of the Year, Three-time First-Team All-MW Kick Returner, 2017 All-Bowl Team (Associated Press, ESPN, Sports Illustrated, Bleacher Report), Two-time MW Special Teams Player of the Week

### → John Baron II, K (SDSU)

2017 First-Team All-MW Honoree, MW Special Teams Player of the Week (Oct. 31, 2016)

### → Juwan Washington, KR (SDSU)

MW Special Teams Player of the Week (Oct. 2, 2017)

### → Quest Truxton, PR (SDSU)

2016 Honorable Mention All-MW Selection

### → Tanner Blain, P (SDSU)

MW Special Teams Player of the Week (Sept. 19, 2016)

AZTEC FOOTBALL MEDIA GUIDE

# Jashon Sykes - Asst. A.D. - Football Ops

EIGHT STRAIGHT BOWL GAME APPEARANCES ► 21 CONFERENCE CHAMPIONSHIPS

→ **At San Diego State**

■ Jashon Sykes begins his sixth season at San Diego State as the team's Director of Football Operations and his fourth as the assistant athletic director for football operations, overseeing the day-to-day operations of the football program including scheduling, budgeting, and team travel.

■ Sykes works closely with members of the campus community including the faculty, housing & dining, and academic advising. Other duties include game day management, community outreach, the coordination and planning of team events related to the football program, the annual team awards banquet and special projects.

■ Sykes also serves as the football team's NFL liaison, managing and coordinating pro day, and assisting the potential NFL Aztecs with transitioning from college to the NFL.

■ In addition, Sykes has been an active member of the American Football Coaches Association (AFCA) since 2006. He currently serves as vice president of the AFCA National Committee for Directors of Football Operations.

→ **Previous Experience**

■ Before his arrival on The Mesa, Sykes spent seven years as an administrator at his alma mater, Colorado, including the last two as the Buffaloes' director of football operations in 2011-12. Also served as director of the team's elite high school summer camp.

■ Returned to the Boulder campus in 2006 following a four-year pro playing career, working as an administrative assistant in recruiting and operations for one season before taking on the role of on-campus recruiting director in 2007-08.

■ Spent two summers with the Denver Broncos as a training camp assistant coach. Worked with the linebackers as an intern in 2007, before assuming a dual role in 2008 with the operations department while assisting the defensive line.

→ **Playing Experience**

■ Starred at linebacker for Colorado, finishing 10th on the school's all-time list with 330 tackles. Also amassed 33 tackles for a loss and 12.5 quarterback sacks during his collegiate career.

■ Played in all 12 games as a true freshman in 1998, starting four of the last five games of the year, including the Buffaloes' victory

over Oregon in the Aloha Bowl. Received first-team freshman All-America honors from *The Sporting News* after making 52 tackles, including 14 in the regular-season finale against Nebraska.

■ Garnered second-team All-America accolades from *Football News* and was a first-team all-Big 12 selection by the Associated Press following his sophomore campaign in 1999. Finished second in the conference with 134 tackles (82 solo), becoming just the fifth Colorado sophomore to lead the team in that statistic since 1965. Also topped the nation with a school-record seven forced fumbles.

■ Was named defensive MVP of the Insight.com Bowl that season after recording nine tackles and returning an interception for a touchdown in the Buffaloes' romp over Boston College.

■ Earned honorable mention all-Big 12 recognition as a junior in 2000, after totaling 111 tackles (78 solo), 3.5 sacks, two pass deflections and one interception.

■ Appeared on preseason watch lists for both the Butkus and Lombardi Awards prior to his senior campaign in 2001. Started the first four games that year before suffering a herniated disc. Opted to declare for the NFL Draft in lieu of pursuing a medical redshirt.

■ Played two seasons for the Denver Broncos in 2003 and 2004 after landing on the team's practice squad in 2002. Made 11 starts during the 2003 season, helping the Broncos post the NFL's fourth-ranked defense by collecting 65 tackles, two fumble recoveries and a block punt. Ended his professional playing career with the Washington Redskins.


■ Prepped at Serra High School in Gardena, Calif., landing on multiple All-America lists. Additionally earned a spot on the *Long Beach Press-Telegram's* prestigious Best-in-the-West Team, receiving a maximum 10 votes. Also won three varsity letters in track as a sprinter and one in basketball.

→ **Education**

■ Received his bachelor's degree in ethic studies from Colorado in 2002.

→ **Personal**

■ Sykes and his wife, Qiana, have two daughters, Joslyn and Autumn, and a son, Semion.



## Sykes File

■ **Year at San Diego State:**  
Sixth Year

■ **Hometown:**  
Los Angeles, Calif.

■ **Family:**  
Wife, Qiana, and children, Joslyn, Autumn and Semion

■ **Alma Mater:**  
Colorado, 2002

■ **Collegiate Playing Experience:**  
Colorado - 1998-2002

■ **Professional Experience:**  
2013-18 .....San Diego State  
*Director of Football Operations*

2006-12 .....Colorado  
*Director of Football Operations (2011-12)*  
*Asst. Operations Dir. and Coord. of Football Relations (2009-10)*  
*Dir. of On-Campus Recruiting (2007-08)*  
*Adm. Asst. - Recruiting and Operations (2006)*

2007-08 .....Denver Broncos  
*Training Camp Assistant Coach*



# On-Campus Recruiting

EIGHT STRAIGHT BOWL GAME APPEARANCES ► 21 CONFERENCE CHAMPIONSHIPS



## Ron Caragher

On-Campus Recruiting Coordinator/Quality Control (Offense)  
First Year at San Diego State  
UCLA '90



### Caragher File

■ **Year at San Diego State:**  
First Year

■ **Hometown:**  
Redwood City, Calif.

■ **Family:**  
Wife, Wendy, and three children

■ **Alma Mater:**  
UCLA, 1990

■ **Collegiate Playing Experience:**  
1985-89  
UCLA

■ **Professional Experience:**  
2018  
San Diego State  
*On-Campus Recruiting Coordinator/Offensive Quality Control*

■ **Coaching Experience**  
2013-16  
San José State  
*Head Coach*

2007-12  
San Diego  
*Head Coach*

2003-06  
Kentucky  
*Recruiting Coordinator/  
Running Backs*

1996-2002  
UCLA  
*Assistant Coach*

1994-95  
UCLA  
*Graduate Assistant*

### → At San Diego State

■ Ron Caragher returns to "America's Finest City" as the Aztecs' on-campus recruiting coordinator and quality control for the offense.

### → Previous Coaching Experience

■ Served as head coach for San José State (2013-16) and the University of San Diego (2007-12), compiling an overall record of 63-52 in 10 seasons.

■ Coached 32 all-Mountain West honorees, nine postseason all-star participants and five NFL draft picks during his tenure at SJSU.

■ Led the Spartans to their fourth straight bowl victory dating back to 1990 with a 27-16 triumph over Georgia State in the 2015 AutoNation Cure Bowl.

■ That season, SJSU was second nationally in fewest passing yards allowed and net punting while ranking 12th in third-down conversions and 34th in total defense.

■ In his first year at the helm in 2013, the Spartans posted a winning record in their inaugural Mountain West campaign, finishing with a 5-3 ledger in the West Division and a 6-6 record overall.

■ Guided USD to a trio of Pioneer Football League co-championships in 2007, 2011 and 2012.

■ Twice nominated for the Eddie Robinson Coach of the Year Award (2007, 2011), which recognizes the top head coach in the Football Championship Subdivision (FCS).

■ His 2007 Toreros squad finished second in the final Sports Network mid-major poll, occupying the top spot among all FCS teams in scoring and passing efficiency while ranking third in total offense.

■ Named the Pioneer Football League's Coach of the Year in 2011 after leading USD to a 9-2 record for the third time in five years and a FCS Coaches Top-25 ranking during the regular season.

■ Served a four-year stint as running backs coach and recruiting coordinator at Kentucky from 2003-06.

■ During the 2006 campaign, the Wildcats posted an 8-5 record, capped by a victory over Clemson in the Music City Bowl, which marked the program's first bowl win since 1984.

■ Was promoted to full-time assistant coach in 1996 at his alma mater UCLA after spending two seasons as a graduate assistant with the Bruins.

■ Coached wide receivers, kickers and punters during his seven-year tenure in Westwood, working alongside Rocky Long, who was UCLA's defensive coordinator in 1996-97.

### → Playing Experience

■ Won four letters at UCLA serving as a backup quarterback during his collegiate playing career from 1985-1989.

■ Was a part of a Bruin program that captured four consecutive bowl victories (1986 Rose, 1986 Freedom, 1987 Aloha, 1989 Cotton).

### → Education

■ Earned his bachelor's degree in psychology from UCLA in 1990.

### → Personal

■ Caragher and his wife, Wendy, have three sons, Josh, Ryan and Scott.

## Jerome Haywood

Asst. On-Campus Recruiting Coordinator/Quality Control (Defense)  
First Year at San Diego State  
San Diego State '02



### Haywood File

■ **Year at San Diego State:**  
First Year

■ **Hometown:**  
San Diego, Calif.

■ **Family:**  
Wife, Talia, and four children

■ **Alma Mater:**  
San Diego State, 2002

■ **Collegiate Playing Experience:**  
1998-2001  
San Diego State

■ **Professional Experience:**  
2018  
San Diego State  
*Asst. On-Campus Recruiting Coordinator/Defensive Quality Control*

■ **Professional Playing Experience:**  
2009  
Edmonton Eskimos

2007-08  
Winnipeg Blue Bombers

2006  
Montreal Alouettes

2002-05  
Ottawa Renegades

### → At San Diego State

■ San Diego State graduate Jerome Haywood begins his first year on the Aztec staff.

■ He serves as the assistant on-campus recruiting coordinator and quality control for the defense.

### → Professional Playing Experience

■ Played defensive tackle in the Canadian Football League for four teams over an eight-year span from 2002-09.

■ Signed with the Ottawa Renegades out of college, starting 64 of 72 games between 2002 and 2005. Was twice named CFL Lineman of the Week during his stay in the Canadian capital.

■ Saw action in 11 games for the Montreal Alouettes in 2006, helping the squad capture the Eastern Conference title.

■ Started 32 of 36 games for the Winnipeg Blue Bombers in 2007 and 2008. Team won Eastern Conference crown in his first season in Manitoba.

■ Joined the Edmonton Eskimos for a seven-game stint in 2009 to finish out his playing career.

### → Collegiate Playing Experience

■ Played four years on the defensive line at San Diego State from 1998-2001.

■ Garnered second-team all-Mountain West accolades during his final three seasons on The Mesa.

■ Totaled 148 tackles during his Aztec career, including 71 solo stops, to go with 26 tackles for loss, 3.5 quarterback sacks, two fumble recoveries and one forced fumble.


■ Was named WAC Pacific Division Freshman of the Year in 1998, starting all 12 games at left defensive tackle.

### → Education

■ Graduated from San Diego State in 2002 with a bachelor's degree in criminal justice.

### → Personal

■ Haywood lives in San Diego with his wife, Talia, and has four children.







## Adam Hall

Assistant Athletic Director - Strength and Conditioning  
Ninth Year at San Diego State  
San Diego State '04



### → At San Diego State

- Former Aztec quarterback Adam Hall is in his ninth season in the strength and conditioning program at San Diego State and will begin his seventh overseeing the football program.
- He was promoted to assistant athletic director for strength and conditioning in March 2015 after serving as interim director of strength and conditioning during the 2014 football campaign.
- Worked at SDSU as the assistant strength and conditioning coach from January 2009 until May 2010 during current head coach Rocky Long's first 16 months with the Aztecs. Hall assisted then-strength and conditioning coach Aaron Wellman with all workouts.

### → Previous Experience

- Prior to returning to The Mesa, he spent two years at Texas where he was the Longhorns' offensive graduate assistant in 2010 and the program's recruiting coordinator in 2011.
- Texas compiled an 8-5 mark in 2011, capped by a victory over California at the Holiday Bowl in San Diego.

### → Playing Experience

- Started his collegiate playing career at Texas in 1999, before transferring to San Diego State after his freshman campaign.
- As an Aztec, needed just three seasons to become a 5,000-yard passer, one of only nine players to accomplish that feat at SDSU. Playing through injuries, he still managed to record 423 completions, 5,173 passing yards and 24 touchdowns.
- Produced two of the best individual passing games in school history, throwing for 516 yards against Arizona State on Sept. 14, 2002, and 506 yards at Idaho on Sept. 21, 2002. His 60 attempts against the Sun Devils were a school-record until Adam Dingwell threw 63 times in the 2013 opener vs. Eastern Illinois. In addition, he led the Mountain West in passing efficiency his junior season.
- In the school's career record book, ranks eighth in completions and ninth in attempts and passing yards.
- Nominated for the 2003 Davy O'Brien Award and was an honorable mention all-league selection as a junior. He also served as one of the team's captains his final campaign.
- Prepped at Westlake High School in Austin, Texas, where he was a decorated athlete, earning first-team 5A all-state honors by the *Associated Press* and second-team accolades by the Texas Sportswriters Association.

### → Education

- Earned his bachelor's degree from San Diego State in 2004 in public administration.
- CSCCA and USAW certified.

### → Personal

- Hall and his wife, Tracy, have two children, daughter, Kenley, and son, Hayes.

### Hall File

■ **Year at San Diego State:**  
Ninth Year

■ **Hometown:**  
Austin, Texas

■ **Family:**  
Wife, Tracy, and two children, Kenley and Hayes

■ **Alma Mater:**  
San Diego State, 2004

■ **Collegiate Playing Experience:**  
2000-03  
San Diego State

1999  
Texas

■ **Coaching Experience:**  
2015-18  
San Diego State  
Assistant A.D. - *Strength and Conditioning*

2012-15  
San Diego State  
*Football Strength & Conditioning Coach*

2011  
Texas  
*Recruiting Coordinator*

2010  
Texas  
*Graduate Asst. - Offense*

2009-10  
San Diego State  
*Assistant Strength & Conditioning Coach*

## Derrick Baker

Assistant Strength & Conditioning Coach  
Third Year at San Diego State  
San Diego State '14



### → At San Diego State

- San Diego State graduate Derrick Baker is in his third season as an assistant strength and conditioning coach with the Aztecs.
- He serves as the strength and conditioning coach for track and field, cross country and men's golf, assisting with football.
- Upon graduating with his bachelor's degree in 2014, Baker served as an intern with the Aztecs' strength and conditioning program from January 2013 until December 2014.
- While working toward his bachelor's degree, he was the head student manager with San Diego State football from 2012-14, conducting daily football operations, assisting with defensive line positions, coordinating practices and games, and issuing and maintaining athletic gear and equipment.

### → Previous Experience

- After serving nearly two years as an intern with San Diego State's strength and conditioning staff, he was an intern from January 2015 to July 2015 with California's strength and conditioning program, assisting with football, men's rowing and men's gymnastics.

### → Education

- Earned his bachelor's degree from San Diego State in 2014 in kinesiology.
- NSCA and USAW certified.

## Orin Catrett

Assistant Strength & Conditioning Coach  
Ninth Year at San Diego State  
San Diego State '09, '13



### → At San Diego State

- Two-time San Diego State graduate Orin Catrett is in his ninth year at SDSU and is in his third season working with the Aztec football team.
- In addition to his duties with SDSU football, he is the head strength and conditioning coach for softball, men's and women's tennis, as well as the club rugby team.
- After earning his bachelor's degree from SDSU, he served as a graduate assistant with the Aztecs' strength and conditioning department from January 2009 to January 2011.
- Upon earning his M.A. in kinesiology, he served as a strength and conditioning assistant at San Diego State, working primarily with men's and women's tennis, rowing, club rugby, baseball and softball.

### → Playing Experience

- Played football at Arkansas State for the 2005 and 2006 seasons.
- Prepped at Live Oak High School in Morgan Hill, Calif., where he earned all-conference honors as a senior.

### → Education

- Earned his bachelor's degree in kinesiology with a concentration in exercise science from San Diego State in 2009 and his master's degree in the same subject from SDSU in 2013.
- CSCS and USAW certified.

# Graduate Assistants



EIGHT STRAIGHT BOWL GAME APPEARANCES ▶ 21 CONFERENCE CHAMPIONSHIPS

## Jackson Eskierka

Graduate Assistant - Quarterbacks  
Second Year at San Diego State  
San Diego State '16



### → At San Diego State

- Jackson Eskierka is in his sixth season at San Diego State and his second year as a graduate assistant with the football program.
- From the 2013 through the 2016 seasons, Eskierka was an athletic equipment manager and coaches' assistant for the football team.
- As an athletic equipment manager, he directed a team of 10 student equipment managers. He also assisted with in-game equipment-related issues, preparation and execution of practices, equipment issue, maintenance and laundry.
- As a coaches assistant, he also charted plays for the offensive coaching staff during games.

### Eskierka File

■ **Year at San Diego State:**  
Second Year

■ **Hometown:**  
Minneapolis, Minn.

■ **Alma Mater:**  
San Diego State, 2016

■ **Coaching Experience:**  
2017-18  
San Diego State  
*Graduate Asst. - Offense*

### → Education

- Graduated from San Diego State in December 2016 with his bachelor's degree in sociology, appearing on the Dean's List three times.
- Is currently pursuing his master's degree in liberal arts and interdisciplinary studies.



## Ryan Lindley

Graduate Assistant - Defensive Backs  
First Year at San Diego State  
San Diego State '12



### → At San Diego State

- Former Aztec star Ryan Lindley returns to his alma mater as a graduate assistant this year and will help coach the defensive backs.

### → Coaching Experience

- Prior to assuming his duties at SDSU, Lindley has helped coach numerous players leading up to the NFL Draft, including quarterbacks Carson Wentz, Jared Goff, Mitch Trubisky, CJ Beathard and Luke Falk.

### → Playing Experience

- Was a four-year starter at quarterback for San Diego State from 2008-11.
- Holds numerous Aztec career passing records, including attempts (1,732), completions (961), yards (12,690) and touchdowns (90).
- Started a school-record 44 straight games from Oct. 18, 2008-Dec. 17, 2011.
- Eclipsed the 3,000-yard plateau in passing during his final three seasons on The Mesa.
- Ranks fourth on the school's single-game charts with 528 yards passing vs. Utah on Nov. 20, 2011.
- Earned second-team all-MW honors as a junior in 2010, leading the Aztecs to their first bowl victory since 1969 with a 35-14 romp over Navy in the Poinsettia Bowl.
- Was also a three-time MW Offensive Player of the Week and a four-time Byron H. Chase Memorial Trophy honoree (SDSU's outstanding offensive player).
- Selected in the sixth round of the 2012 NFL Draft by the Arizona Cardinals.
- Made five starts in nine games during two stints with the Cardinals, including the team's playoff game at the Carolina Panthers on Jan. 3, 2015.
- Saw action for one game for the Indianapolis Colts in Week 16 of the 2015 season, finishing with 6 completions in 10 attempts for 58 yards and one touchdown in a 30-24 victory over the Tennessee Titans.
- Finished his playing career with the CFL's Ottawa RedBlacks in 2017, passing for 391 yards and one touchdown while scoring five TDs on the ground.

### Lindley File

■ **Year at San Diego State:**  
First Year

■ **Hometown:**  
Alpine, Calif.

■ **Family:**  
Wife, Lindsay

■ **Alma Mater:**  
San Diego State, 2012

■ **Pro Playing Experience:**  
2012-13, 2014  
Arizona Cardinals

2015  
Indianapolis Colts

2017  
Ottawa RedBlacks

■ **Collegiate Playing Experience:**  
2008-11  
San Diego State

■ **Coaching Experience:**  
2018  
San Diego State  
*Graduate Asst. - Defensive Backs*

### → Education

- Graduated from San Diego State in 2012 with a bachelor's degree in social science teaching.

### → Personal

- Lindley and his wife, Lindsay, reside in San Diego.



# Graduate Assistants/Support Staff



EIGHT STRAIGHT BOWL GAME APPEARANCES ► 21 CONFERENCE CHAMPIONSHIPS

## Jordan Thomas

Graduate Assistant - Linebackers  
First Year at San Diego State  
San Diego State '14



### → At San Diego State

■ Former Aztec defensive lineman Jordan Thomas joins the San Diego State coaching staff this season as a graduate assistant and will work with the linebackers.

### → Coaching Experience

■ Spent one season coaching the linebackers as a graduate assistant at Texas A&M-Kingsville in 2017.  
■ Served as an assistant coach at nearby Mission Hills High School in 2016, working with the tight ends and defensive linemen.

### → Playing Experience

■ Was a four-year letterwinner at SDSU, playing in all 52 games after arriving as a true freshman in 2010.  
■ Started all 26 games in his final two seasons on The Mesa.  
■ One of the first three Aztecs to play in four consecutive bowl games (Bryce Quigley, Rene Siluano) without utilizing a redshirt season.  
■ Recorded 61 tackles (39 solos) during his career, including 14 tackles for loss.  
■ Named SDSU's Defensive Lineman of the Year in 2013 after setting a career high with 21 tackles during his senior campaign.  
■ Earned four varsity letters at Redlands High School, where he was an all-CIF pick and all-county selection as a senior.  
■ Twice received all-conference honors and was a three-star recruit, according to *Rivals.com*.  
■ Was named Redlands High's most valuable defensive lineman on three occasions..  
■ Also competed in baseball and track and field as a prep.

### → Education

■ Graduated from San Diego State in 2014 with a degree in criminal justice.



### Thomas File

■ **Year at San Diego State:**  
First Year

■ **Hometown:**  
Redlands, Calif.

■ **Alma Mater:**  
San Diego State, 2014

■ **Collegiate Playing Experience:**  
2010-13  
San Diego State

■ **Coaching Experience:**  
2017  
Texas A&M-Kingsville  
Graduate Asst. - LBs

2018  
San Diego State  
Graduate Asst. - LBs

## Matt Razzano

Assistant for Football Recruiting  
Second Year at San Diego State  
San Diego State '18



After serving as a student intern with the Aztec program last year, Matt Razzano begins his first season as San Diego State's assistant for football recruiting.

In his role, Razzano assists with official visits and gameday activities for potential recruits, coaches travel during recruiting periods, compliance needs, as well as general recruiting contact.

Born in St. Louis, Mo., Razzano prepped at Roseville High School in Roseville, Calif., where he lettered in both football and baseball. On the gridiron, he twice garnered all-Sierra Foothill League accolades as a running back, meriting first-team honors during his senior campaign in 2013.

Razzano's father, David, works for the NFL's Oakland Raiders as director of football research after serving as a scout for several teams, including the San Francisco 49ers, St. Louis Rams, Arizona Cardinals and Indianapolis Colts.

Razzano earned his bachelor's degree in finance from San Diego State in May 2018.

## Ruben Pena

Assistant for Football Operations  
First Year at San Diego State  
Hawai'i '15; San Francisco '18



Ruben Pena enters his first season at San Diego State as assistant for football operations. In his current position, Pena assists director of football operations Jashon Sykes in all aspects of the program.

Previously, Pena served as a graduate assistant for football game management and operations at the University of Southern California, where he directed a team of 12 interns on game days.

A native of San Diego, Pena received his bachelor's degree in business management from the University of Hawai'i at Manoa in 2015, before completing his master's degree in sport management from the University of San Francisco in the spring of 2018.

# Support Staff

EIGHT STRAIGHT BOWL GAME APPEARANCES ► 21 CONFERENCE CHAMPIONSHIPS



SUPPORT STAFF ◀ COACHES

## Brian Murphy

**Video Coordinator**  
16th Year at San Diego State



Brian Murphy joined the San Diego State athletic department staff in August 2003 as the video coordinator.

In his position, he films and edits the Aztecs' football games and practices and coordinates film exchange with other schools. He is in charge of all video packages used by the football coaches in their scouting and game preparation.

Murphy's responsibilities also include overseeing the day-to-day operations of the video room and assisting with the video needs of other SDSU sports.

In April 2017, he was named the Collegiate Sports Video Association Conference Video Coordinator of the Year for the sixth time in his career (also 2003, 2009, 2010, 2012 and 2016). The honor, voted on by his peers, made Murphy a finalist for the Bob Matey National Video Coordinator of the Year award.

From 1997-2000, Murphy was an assistant video director with the San Diego Chargers. He filmed and edited games and practices and assisted the NFL with the Super Bowl held in San Diego in 1998. He also provided the NFL with video support for the 1999 Holiday Bowl.

Murphy graduated from Mira Mesa High School in 1995, and attended both SDSU and Miramar College. He currently lives in Poway with his wife, Shawna, and their daughters, Cali and Finley.



## Gregg Nassen

**Assistant Video Coordinator**

## Angie Garza

**Director of Athletic Equipment Services**  
11th Year at San Diego State  
San Diego State '04



Angie Garza returned to The Mesa in the spring of 2012 as the director of athletic equipment services.

In her position, she oversees the purchasing, budgeting, fitting, maintenance and distribution of equipment for the entire Aztec athletic program, including the football team.

Previously, she worked at the University of San Diego as the manager of athletic equipment services for three years. At USD, her responsibilities included purchasing, budgeting, maintaining, fitting, laundering, organizing and distributing equipment for all 17 Torero varsity sports.

Garza's first full-time stint at SDSU was from 2004-09, when she was the assistant manager of equipment services. In that position, she helped supervise a staff of three full-time assistants and 12 student managers in the daily operations for 18 varsity sports.

The Los Angeles native has a bachelor of science degree from San Diego State in child development with an emphasis in family development. As an undergraduate, she worked as a student equipment manager for the football team from 2001-04.

Garza is a certified member of the Athletic Equipment Managers' Association and resides in San Diego with her husband, Ricky.

## Sonny Sanfilippo

**Assistant Director of Athletic Equipment Services**  
Eighth Year at San Diego State  
San Diego State '10



Sonny Sanfilippo is in his eighth year as assistant director of equipment services with the San Diego State athletic department.

In his role, Sanfilippo's primary responsibilities include managing, ordering and distributing equipment for the Aztec football, men's basketball, men's soccer, men's golf and women's rowing teams.

Prior to his full-time appointment, Sanfilippo spent three years in the SDSU equipment room as a student equipment manager. He also served as head student manager with the Aztec football program for two seasons.

Sanfilippo received his bachelor's degree in journalism from San Diego State in 2012, and has been a member of the Athletic Equipment Managers Association since 2013.

Sanfilippo and his wife, Lauren, reside in La Mesa, Calif.

## Haley Ford

**Football Office Coordinator**  
Second Year at San Diego State  
Arizona '17



Haley Ford enters her second year with the San Diego State athletic department and first as football office coordinator. Prior to her appointment, Ford served as special events coordinator for the Aztec Club.

In her present role, Ford provides executive-level administrative and professional support for head football coach Rocky Long and his staff. She is also responsible for overseeing daily internal operations and serves as the team liaison for student-athletes, human resources, development, marketing and NFL personnel.

In addition, Ford oversees the program's social media efforts, supervises the football student intern program, and manages community engagements for Coach Long and student-athletes.

A third-generation San Diego native, Ford received her bachelor of arts degree in journalism from the University of Arizona in 2017. She currently resides in Alpine, Calif.

AZTEC FOOTBALL MEDIA GUIDE



## Jessica Amerosa

Assistant Director of Academic Services  
13th Year at San Diego State  
Mississippi State '00; Kansas State '06



Jessica Amerosa is in her 13th year as an academic advisor at San Diego State and has added the duties of assistant director of academic services.

She works with the Aztec football team's defensive and special teams players and also is the advisor for the SDSU baseball and softball squads.

Before moving to San Diego, the former Jessica Simmons earned her master's degree in educational psychology with an emphasis in intercollegiate athletics at Kansas State in 2006. While in Manhattan, she also was an assistant academic counselor for the Wildcat football team.

Amerosa has a bachelor's degree in sociology and criminal justice from Mississippi State and worked at Butler County Community College from 2000-04, where she was the athletic academic advisor/assistant coordinator of special needs. The El Dorado, Kan., native is a member of the National Association of Academic Advisors for Athletics. Amerosa resides in San Diego with her husband, Mathew, and son, Rocco.

## Megan Taormina

Academic Advisor/Learning Specialist  
Fifth Year at San Diego State  
San Diego State '10, '13



Megan Taormina enters her fifth year as a learning specialist and academic advisor at San Diego State.

In her position, Taormina mentors and tutors in the Student-Athlete Academic Support Services (SAASS) Department, working specifically with the football and men's basketball programs. She meets with the student-athlete in a one-on-one setting, helping him or her accomplish academic goals through a variety of study skills and techniques.

Taormina was also an adjunct instructor and the learning workshops coordinator at Grossmont Community College for three years.

Taormina has both a master's (2013) and bachelor's (2010) degree in English and comparative literature from San Diego State, concentrating on children's literature. She completed the San Diego/Imperial County Community College Association (SDICCCA) internship program in 2013 and was a teaching associate (2012-13) and teaching assistant (2013) at SDSU while working towards her master's degree.

Taormina is a member of the Modern Language Association, the Children's Literature Association and the California Association of Teachers of English. A San Diego native, Taormina and her husband, Anthony, have one son, Aidan.

## Dr. SaBrina "Bre" White

Assistant Director of Academic Services  
19th Year at San Diego State  
Utah State '94, '97; San Diego State '07, '11



Dr. Bre White is in her 23rd year as a student-athlete support services professional and enters her 19th year at SDSU, where she is the assistant director of academic services. She works directly with the Aztec football team (offense), as well as the men's and women's golf, women's basketball, cross country, and track and field squads. White also is in charge of the department's community service program and works with the Student-Athlete Advisory Committee (SAAC).

Prior to coming to San Diego State, White was an academic coordinator at Utah State for six years (1994-2000). She started off her career as an interim academic coordinator at her alma mater in 1994 right after graduation, and then was hired as a full-time academic coordinator in 1995. With the Aggies, she served as an advisor for the football, men's basketball, women's soccer, women's volleyball, men's golf, softball, gymnastics, and men's and women's tennis and track and field teams.

White earned her first degree from Utah State in liberal arts and science, and later went on to earn a second bachelor's degree in business. She received her master's degree in educational leadership, with an emphasis in student services, from San Diego State in 2007, and was tabbed the college of education's outstanding graduate student. White finished her Doctorate of Education (Ed.D) in 2011, completing her dissertation on "Transfer Shock and the Student-Athlete."

Born in Wethersfield, England, White enjoys boxing, crocheting and scrapbooking, and has completed three half-marathons. She also is a member of the National Association of Academic Advisors for Athletics. She is a lifetime member of the SDSU alumni association and is now an "Aztec for Life."

## Scott Horvath

Assistant Athletic Director, Information Technology  
18th Year at San Diego State  
Ohio State '98



Scott Horvath enters his 18th season at San Diego State and his 12th in Aztec athletics.

Horvath, who was promoted to assistant athletic director in April 2018, serves as the department's information technology coordinator and is in his 15th year working with the football coaches' communications on game days.

The Newark, Ohio, native was previously an IT consultant for business services and internet commerce across campus at SDSU. He earned his bachelor's degree in 1998 from Ohio State in management information systems before serving a two-year stint as IT manager for the city of Columbus, Ohio.

Horvath and his wife, Polly Kanavel, who volunteers in the SDSU athletic department, reside in La Mesa with their pets.

# Support Staff/Medical Staff

EIGHT STRAIGHT BOWL GAME APPEARANCES ► 21 CONFERENCE CHAMPIONSHIPS



SUPPORT STAFF ◀ COACHES  
AZTEC FOOTBALL MEDIA GUIDE

## Patrick Spieldenner

Assistant Athletic Director - Sports Medicine / Head Athletic Trainer  
Fifth Year at San Diego State  
San Diego State '04; New Mexico '06



Patrick Spieldenner enters his fifth year as a head athletic trainer and his second as the assistant athletic director for sports medicine at San Diego State.

Spieldenner arrived at SDSU after spending two years as the head athletic trainer for the Indiana football team. With the Hoosiers, Spieldenner was the medical coordinator on all aspects for the football team, working directly and closely with the head coach, coaching staff, strength and conditioning staff and nutritionists.

Prior to his appointment at IU, Spieldenner spent six years as an assistant athletic trainer at Nebraska. With the Cornhuskers, Spieldenner assisted with all aspects of the athletic medicine efforts for the football team, including year-round preventive care, immediate care for injured athletes at practice and games and the reconditioning of injured athletes.

Before accepting the position at Nebraska, Spieldenner served as the head men's soccer athletic trainer and assistant football athletic trainer at New Mexico. He earned his master's degree in physical education at UNM with an emphasis in sports administration in December 2006.

Spieldenner received his bachelor's degree in kinesiology with an emphasis in athletic training from SDSU in 2004, where he spent more than three years as a student athletic trainer.

Spieldenner also had season-long appointments with the NBA-D League's Albuquerque Thunderbirds and the NFL Europe's Rhein Fire, as well as season and summer internships with the NFL's San Diego Chargers.

Spieldenner has two sons, Maddox and Lex.



## Ian Baldwin

Assistant Athletic Trainer



## Jacob Callahan

Assistant Athletic Trainer



## Nik Turner

Assistant Athletic Trainer

## Dr. Christopher Behr

Team Physician/Head Orthopedic Surgeon  
20th Year at San Diego State



Dr. Christopher T. Behr currently serves as head team orthopedic surgeon and has been with San Diego State Athletics since 1999. He is a graduate of Cornell and Cornell University Medical College.

Dr. Behr completed his orthopedic residency and sports medicine fellowship at the renowned Hospital for Special Surgery in New York City, where he worked closely with the New York Giants.

Dr. Behr is board certified in orthopedic surgery and is a partner in the San Diego Orthopedic Associates Medical Group.

## Dr. Allen Richburg

Director of Athletic Medicine  
21st Year at San Diego State



Dr. Allen Richburg enters his 21st year as a member of the SDSU athletic medicine staff.

An All-America wrestler at Fresno State, Richburg is a graduate of the Loma Linda University School of Medicine. He trained in family practice at the UCLA Santa Monica Family Practice Residency and completed his training in the San Diego Sports Medicine Fellowship Program.

He is a family physician at the San Diego Sports Medicine and Family Health Center, the head physician at Patrick Henry High and Grossmont College, and a U.S. Olympic team physician at the USOC Arco Training Center in Chula Vista, Calif.

## Dr. Scott Evans

Team Physician  
11th Year at San Diego State



Dr. Scott Evans is in his 11th year as a member of the SDSU Athletics sports medicine staff.

Evans earned his undergraduate degree from Brigham Young University, where he was the valedictorian of the College of Health and Human Performance, and obtained his medical degree from George Washington University.

Evans served his family medicine residency at the University of Utah and completed his fellowship in sports medicine at UCLA. While at UCLA, he worked as a team physician in the Bruins' athletic department.

Evans is a physician at San Diego Sports Medicine and also works as the team physician at Francis Parker High School.

### Other Team Physicians

Dr. Doug Dengerink  
Dr. Alexandra Myers  
Dr. Rebecca Rodriguez  
Dr. Stephan Rohrer

# Player Profiles



EIGHT STRAIGHT BOWL GAME APPEARANCES ► 21 CONFERENCE CHAMPIONSHIPS



*Senior Christian Chapman is 23-6 over his career as the starting quarterback, leading SDSU to two Mountain West titles and two bowl wins.*

## Inside:

Player Profiles 46

Newcomers/Signing Class 98



## 9 → Ryan Agnew



- ◆ Quarterback
- ◆ Junior - 2 Letters, 6-0, 190
- ◆ Southlake, Texas
- ◆ Carroll High

Has played in 15 games over the last two years as Christian Chapman's backup.

◆ 2015 SDSU Offensive Scout Player of the Year

### At A Glance

- Is 6-for-9 (66.7 pct.) for his career, passing for 76 yards.
- Is averaging 5.67 rushing yards per attempt for his career with a long of 24 yards.

Athletic, mobile quarterback with an accurate arm ... Can throw on the run and in the pocket ... Is listed as the backup quarterback to Christian Chapman heading into the 2018 season.

#### SOPHOMORE SEASON (2017)

Was 4-for-7 on the season for 47 yards in seven games, owning a 57.1 completion percentage and a 113.54 pass efficiency rat-

ing ... Also rushed 10 times for 52 yards (fifth on team), averaging 5.2 yards per carry with a long of 24 yards ... Played in the fourth quarter in the opener against UC Davis, going 1-for-2 for 17 yards, throwing a pass to Isiah Macklin ... The two pass attempts were a then career high ... Did not play at Arizona State, against No. 19/19 Stanford, at Air Force or vs. Northern Illinois ... Played on the team's final two drives at UNLV without attempting a pass ... Did not play against Boise State ... Played late against Fresno State, going 1-for-3 for 13 yards, and rushing four times for a career-high 39 yards (9.8 avg.) with a long of 24 yards ... The three passing attempts, four rushing attempts and long of 24 yards were also career bests ... Played late at Hawai'i without recording a stat ... Played most of the second half at San José State, going 2-for-2 for 17 yards with a long of 12 ... Also rushed twice for 18 yards (9.0 avg.) with a long of 14 ... Played a drive against Nevada, rushing three times, but losing three yards ... Played the team's final drive against New Mexico without recording a stat ... Did not play in the Armed Forces Bowl vs. Army West Point.

#### FRESHMAN SEASON (2016)

Played in eight of the team's 14 games, completing both of his pass attempts for 29 yards and rushing five times for 33 yards (6.6 avg.) ... Played the final series against New Hampshire for his first career appearance, going 1-for-1 for eight yards and rushing once for three yards ... Did not play in successive games against California, Northern Illinois and South Alabama ... Logged snaps late vs. UNLV, but did not attempt a pass ... Did not play at Fresno State ...



### Agnew's Career Game-By-Game

#### FRESHMAN SEASON - 2016 GAME-BY-GAME

Date	Opponent	GP	GS	Att.	Cmp.	Pct.	Int.	TD	Yds.	Rtg.
S.3	New Hampshire	1	0	1	1	100.0	0	0	8	167.20
S.10	California	--- Did Not Play ---								
S.17	at Northern Illinois	--- Did Not Play ---								
O.1	at South Alabama	--- Did Not Play ---								
O.8	UNLV*	1	0	0	0	0.0	0	0	0	0.00
O.14	at Fresno State*	--- Did Not Play ---								
O.21	San José State*	1	0	0	0	0.0	0	0	0	0.00
O.28	at Utah State*	1	0	0	0	0.0	0	0	0	0.00
N.5	Hawai'i*	1	0	1	1	100.0	0	0	21	276.40
N.12	Nevada*	1	0	0	0	0.0	0	0	0	0.00
N.19	at Wyoming*	--- Did Not Play ---								
N.26	Colorado State*	1	0	0	0	0.0	0	0	0	0.00
D.3	at Wyoming@	--- Did Not Play ---								
D.21	vs. Houston^	1	0	0	0	0.0	0	0	0	0.00
<b>2016 SEASON TOTALS</b>		<b>8</b>	<b>0</b>	<b>2</b>	<b>2</b>	<b>100.0</b>	<b>0</b>	<b>0</b>	<b>29</b>	<b>221.80</b>

#### SOPHOMORE SEASON - 2017 GAME-BY-GAME

Date	Opponent	GP	GS	Att.	Cmp.	Pct.	Int.	TD	Yds.	Rtg.
S.2	UC Davis	1	0	2	1	50.0	0	0	17	121.40
S.9	at Arizona State	--- Did Not Play ---								
S.16	No. 19/19 Stanford	--- Did Not Play ---								
S.23	at Air Force*	--- Did Not Play ---								
S.30	Northern Illinois	--- Did Not Play ---								
O.7	at UNLV*	1	0	0	0	0.0	0	0	0	0.00
O.14	Boise State*	--- Did Not Play ---								
O.21	Fresno State*	1	0	3	1	33.3	0	0	13	69.73
O.28	at Hawai'i*	1	0	0	0	0.0	0	0	0	0.00
N.4	at San José State*	1	0	2	2	100.0	0	0	17	171.40
N.18	Nevada*	1	0	0	0	0.0	0	0	0	0.00
N.24	New Mexico&	1	0	0	0	0.0	0	0	0	0.00
D.23	vs. Army West Point+	--- Did Not Play ---								
<b>2017 SEASON TOTALS</b>		<b>7</b>	<b>0</b>	<b>7</b>	<b>4</b>	<b>57.1</b>	<b>0</b>	<b>0</b>	<b>47</b>	<b>113.54</b>

*Bold indicates season high. \* - Mountain West game. @ - 2016 Mountain West Championship (War Memorial Stadium; Laramie, Wyo.). ^ - 2016 Las Vegas Bowl (Sam Boyd Stadium; Las Vegas, Nev.). + - 2017 Lockheed Martin Armed Forces Bowl (Amon Carter Stadium; Fort Worth, Texas).*

### Ryan Agnew - Inside The Numbers

#### HIGHEST CAREER RUSH AVG. BY A SDSU QUARTERBACK SINCE 1996 (MIN. 15 ATT.)

Rk.	Name	Years	Att.	Yds.	Avg.
1.	► Ryan Agnew	2016-17	15	85	5.67
2.	Ryan Katz	2012	69	287	4.16
3.	Kevin O'Connell	2004-05-06-07	395	1,312	3.32
4.	Adam Dingwell	2011-12-13	51	84	1.65
5.	Jack Hawley	1999-00	85	132	1.55

Logged statless time vs. San José State and at Utah State ... Played the fourth quarter against Hawai'i, scrambling for a 23-yard rush and completing a 21-yard pass to Darryl Richardson ... Ended up setting career highs in rushing yards (23), long rush (23), passing yards (21) and long pass (21) vs. the Warriors ... Logged statless time late in the game at Nevada ... Did not play at Wyoming ... Played in the fourth quarter against Colorado State, rushing twice for six yards (3.0 avg.) with a long of five yards ... Did not play in the MW Championship at Wyoming ... Came in late vs. Houston in the

Las Vegas Bowl, rushing one for one yard.

#### REDSHIRT SEASON (2015)

Redshirted his first season at SDSU, where he was named the team's offensive scout team player of the year.

#### HIGH SCHOOL

Passed for 6,967 yards and 56 touchdowns over three years at Carroll High School in Southlake, Texas, leading the Dragons to a combined 36-5 (.878) record, according to *MaxPreps.com* ... Also rushed for 2,286 yards with 38 touchdowns, averaging 5.8



# Aztec Players



EIGHT STRAIGHT BOWL GAME APPEARANCES ► 21 CONFERENCE CHAMPIONSHIPS

yards per carry ... Passed for 3,197 yards as a senior in 2014, going 223-for-335 (66.7 pct.) with 22 touchdowns, while adding 53 yards and eight touchdowns on the ground in a 13-1 season ... As a junior in 2013, was

200-for-316 (63.3 pct.) for 29 touchdowns against just seven interceptions, and an impressive 1,257 rushing yards and 20 scores on the ground ... Added 496 yards and 10 rushing touchdowns in 2012 ... Was a two-

time district MVP (2013-14) ... A three-star recruit by Rivals, ESPN and 247sports, and a two-star pick by Scout ... Earned an 83 grade by 247sports and a 73 by ESPN.

## SINGLE-GAME BESTS

**Career Highs:** Attempts: 3 vs Fresno State (10/21/17); Completions: 2 at San José State (11/4/17); Passing Yards: 21 vs. Hawai'i (11/5/16); Long Pass: 21 vs. Hawai'i (11/5/16); Carries: 4 vs. Fresno State (10/21/17); Rushing Yards: 24 vs. Fresno State (10/21/17); Long Rush: 24 vs. Fresno State (10/21/17).

## PERSONAL

Ryan James Agnew was born Sept. 26, 1996, in Southlake, Texas ... Son of Ed and Megann Agnew ... Chose San Diego State over offers from Arkansas State, UConn, Houston, Navy, Stephen F. Austin, Texas State and UNLV (according to Rivals) ... Is majoring in economics.

## Agnew's Career Statistics

Season	Passing						Rushing					
	GP	GS	Att.	Cmp.	Pct.	Int.	TD	Yds.	Rtg.	Att.	Yds.	TD
2016	8	0	2	2	100.0	0	0	29	221.80	5	33	0
2017	7	0	4	7	57.1	0	0	47	113.54	10	52	0
<b>Career</b>	<b>15</b>	<b>0</b>	<b>6</b>	<b>9</b>	<b>66.7</b>	<b>0</b>	<b>0</b>	<b>76</b>	<b>137.60</b>	<b>15</b>	<b>85</b>	<b>0</b>

# 38 → Andrew Aleki



- ◆ Linebacker
- ◆ Sophomore - 1 Letter, 6-3, 230
- ◆ Honolulu, Hawaii
- ◆ Kamehameha High

One of three Aztecs from the state of Hawaii, joining brothers Ronley and Seyddrick Lakalaka.

Pronounced Ah-leck-ee ... Young, athletic linebacker who has impressed the coaching staff ... Has a nose for the ball ... Is expected to start at one of the three linebacker spots heading into the 2018 campaign.

## FRESHMAN (TRUE) SEASON (2017)

Logged snaps in 12 games as a true freshman, only missing the Arizona State game with an illness ... Had 16 tackles (nine solo), a fumble recovery and a quarterback hurry ... Tied for the team lead with three tackles on the punt return unit ... Played late against UC Davis in the opener, but failed to find the stat sheet ... Did not travel to Arizona State

because of an illness ... Had his first two career tackles off the bench vs. No. 19/19 Stanford ... Added two assisted tackles in extensive playing time at Air Force ... Had a solo stop, recovered his first career fumble and had his first quarterback hurry vs. Northern Illinois ... Came up with two solos at UNLV ... Registered an assisted stop vs. Boise State ... Did not record a stat in playing time against Fresno State ... Had two solo stops in a reserve role at Hawai'i ... Had another two tackles (one solo) at San José State ... Came up with a solo tackle against Nevada ... Made two assisted tackles against New Mexico ... Made an assisted

## Aleki's Career Statistics

Season	GP	GS	UA	A	TT	TFL	Sk.	Int.	PBU	FF	FR
2017	12	0	9	7	16	0.0	0.0	0	0	0	1
<b>Career</b>	<b>12</b>	<b>0</b>	<b>9</b>	<b>7</b>	<b>16</b>	<b>0.0</b>	<b>0.0</b>	<b>0</b>	<b>0</b>	<b>0</b>	<b>1</b>

# 70 → Ladji Bagayoko



- ◆ Offensive Line
- ◆ Freshman - Redshirt, 6-4, 305
- ◆ Saint-Laurent, Quebec, Canada
- ◆ Bishop Alemany HS

Is from Saint-Laurent, Quebec, Canada, the largest borough in the city of Montreal.

Pronounced LAWD-gee Bah-GAH-yo-ko ... Big body with a lot of raw talent ... Has two

spring seasons (2017 and 2018) and a fall campaign (2017) of practice under his belt

## Aleki's Career Game-By-Game

### FRESHMAN (TRUE) SEASON - 2017 GAME-BY-GAME

Date	Opponent	GP	GS	UA	A	TT	TFL	Sk.	Int.	PBU	FF	FR
S.2	UC Davis	1	0	0	0	0	0.0	0.0	0	0	0	0
S.9	at Arizona State	--- Did Not Play - Illness ---										
S.16	No. 19/19 Stanford	1	0	2	0	2	0.0	0.0	0	0	0	0
S.23	at Air Force*	1	0	0	2	2	0.0	0.0	0	0	0	0
S.30	Northern Illinois*	1	0	1	0	1	0.0	0.0	0	0	0	1
O.7	at UNLV*	1	0	2	0	2	0.0	0.0	0	0	0	0
O.14	Boise State*	1	0	0	1	1	0.0	0.0	0	0	0	0
O.21	Fresno State*	1	0	0	0	0	0.0	0.0	0	0	0	0
O.28	at Hawai'i*	1	0	2	0	2	0.0	0.0	0	0	0	0
N.4	at San José State*	1	0	1	1	2	0.0	0.0	0	0	0	0
N.18	Nevada*	1	0	1	0	1	0.0	0.0	0	0	0	0
N.24	New Mexico*	1	0	0	2	2	0.0	0.0	0	0	0	0
D.23	vs. Army West Point*	1	0	0	1	1	0.0	0.0	0	0	0	0
<b>2017 SEASON TOTALS</b>		<b>12</b>	<b>0</b>	<b>9</b>	<b>7</b>	<b>16</b>	<b>0.0</b>	<b>0.0</b>	<b>0</b>	<b>0</b>	<b>0</b>	<b>1</b>

*Bold indicates season high. \* - Mountain West game. + - 2017 Lockheed Martin Armed Forces Bowl (Amon Carter Stadium; Fort Worth, Texas).*

stop in playing time vs. Army West Point in the Armed Forces Bowl.

## HIGH SCHOOL

Played his prep ball at Kamehameha High School in Honolulu ... A consensus three-star recruit by Rivals, ESPN, 247sports and Scout ... 247sports ranked him as the sixth-best recruit in the state of Hawaii and gave him a grade of 83 ... Was rated as the second-best outside linebacker in Hawaii and 19th in the west by Scout.

## PERSONAL

Andrew Ka'eo Aleki was born May 24, 1999, in Las Vegas, Nev. ... Son of Aviata and Jaylene Aleki ... Picked the Aztecs over other offers from Utah, Washington State, Oregon State, Air Force, UNLV and Hawai'i ... Is majoring in psychology.

## SINGLE-GAME BESTS

**Career Highs:** Tackles: 2, six times; Fumble Recoveries: 1 vs. Northern Illinois (9/30/17).

after signing with the Aztecs and enrolling in January 2017 ... Is listed as the backup left guard after spring drills.

## REDSHIRT SEASON (2017)

Redshirted his first season at SDSU.

## HIGH SCHOOL

Earned one letter at Bishop Alemany High School in Mission Hills, Calif. ... Originally from Saint-Laurent, Quebec, Canada ... Collected his team's most-improved-player award as a junior ... Was listed as a three-star recruit by 247sports and Scout, and a two-star recruit by Rivals ... Earned a grade of 81 by 247sports ... Ranked seventh

among offensive tackle prospects in the state of California and 24th in the West, according to Scout ... Played basketball while in Canada as a power forward and center.

## PERSONAL

Massaman Bagayoko was born Feb. 24, 1998, in Montreal ... Son of Alimaitou Keita and Seydou Bagayoko ... Chose San Diego State over Hawai'i, Nevada, New Mexico, UNLV and Massachusetts ... Is majoring in business administration with a focus as a management entrepreneur.



## 33 → Parker Baldwin



- ◆ Safety
- ◆ Senior - 3 Letters, 6-2, 215
- ◆ Siloam Springs, Ark.
- ◆ Siloam Springs High

Has played in all 41 games since he arrived on campus in 2015, starting 20 times.

- ◆ 2016 Hon. Mention All-Mountain West
- ◆ 2015 SDSU Outstanding Freshman Award

### At A Glance

- ▶ Ranked second on the team in tackles in 2017 (75) and third in 2016 (66).
- ▶ Has four double-digit tackle games, including three last season.
- ▶ Was the only Aztec in 2015 with at least one forced fumble and one fumble recovery.

Hard-hitting safety who was recruited as an athlete ... Was one of only two true freshmen on the depth chart in 2015 on either side of the ball (also linebacker Ronley Lakalaka) ... Is listed as the starter heading into the 2018 campaign after starting 20 of the last 22 games ... Has played in all 41 games since he arrived at SDSU in 2015 ... Also has excelled on special teams ... Has four career games with double-digit tackles.

#### SENIOR SEASON (2018)

Is a preseason fourth-team all-Mountain West selection by both *Athlon Sports* and *Phil Steele Magazine*.

#### JUNIOR SEASON (2017)

Was named an all-Mountain West honorable-mention selection by the league's coaches and media ... Was a preseason first-team all-MW selection by *Lindy's Sports*, a second-team pick by *Phil Steele Magazine* and a fourth-team honoree by *Athlon Sports* ... Was deemed the "No. 20 Safety in FBS" by *College Football News* and the "Best Athlete in the MW" by *Street & Smith's* ... Had 75 tackles (37 solo), 0.5 tackles for loss, an interception and two pass breakups in 13 games ... Started the first eight, but was battling a knee injury late and played just one snap on special teams at Hawai'i before returning to start once again at San José State, vs. Nevada and against New Mexico ... Came off the bench vs. Army West Point in the Armed Forces Bowl as SDSU went with four linebackers on defense

### Parker Baldwin - Inside The Numbers

#### MOST GAMES PLAYED AMONG ACTIVE AZTEC PLAYERS

Pl.	Name	2018 Year	Games
1.	▶ Parker Baldwin	Sr.	41
2.	Noble Hall	Sr.	37
	Ronley Lakalaka	Sr.	37
4.	Christian Chapman	Sr.	36
5.	John Baron II	Sr.	27
	Jeff Clay	Jr.	27
	Daishawn Dixon	Jr.	27
	Ron Smith	Jr.	27
	Juwan Washington	Jr.	27

... Came up with three tackles (one solo) in a start in the opener against UC Davis, his 10th straight start and 29th consecutive game played ... Had six stops (all solo) and a pass breakup in another start at Arizona State ... Registered five tackles (two solo) in a start vs. No. 19/19 Stanford ... Made a career-high 13 tackles (five solo) at Air Force ... Followed with another double-digit tackle game, making a team-high 11 stops (four solo) vs. Northern Illinois ... Had two assisted tackles at UNLV ... Recorded seven tackles (four solo) against Boise State ... Came up with four stops (three solo) against Fresno State ... Did not start against Hawai'i for the first time all season because of a knee injury, but did play one snap on special teams ... Returned to start at San José State, logging seven tackles (four solo) and his first interception of the season (fourth of career) ... Had one tackle in a start against Nevada, which went down as 0.5 tackles for loss ... Also started the regular-season finale vs. New Mexico, picking up six tackles (three solo) and a pass breakup ... Had 10 tackles (five solo) and forced a fumble against Army West Point in the Armed Forces Bowl in a reserve role.

#### SOPHOMORE SEASON (2016)

Played all 14 games, starting the final nine after three-year starter Na'im McGee was ruled out for the year with an injury ... Had 66 tackles (37 solo), three tackles for loss,

### Baldwin's Career Game-By-Game

#### FRESHMAN (TRUE) SEASON - 2015 GAME-BY-GAME

Date	Opponent	GP	GS	UA	A	TT	TFL	Sk.	Int.	PBU	FF	FR
S.5	San Diego	1	0	1	0	1	0.0	0.0	0	0	0	0
S.12	at California	1	0	0	1	1	0.0	0.0	0	0	0	0
S.19	South Alabama	1	0	0	1	1	0.0	0.0	0	0	0	0
S.26	at Penn State	1	0	3	0	3	0.0	0.0	0	0	0	0
O.3	Fresno State*	1	0	0	0	0	0.0	0.0	0	0	0	0
O.10	at Hawai'i*	1	0	1	2	3	0.0	0.0	0	0	1	0
O.17	at San José State*	1	0	0	0	0	0.0	0.0	0	0	0	0
O.23	Utah State*	1	0	0	0	0	0.0	0.0	0	0	0	0
O.31	at Colorado State*	1	0	0	0	0	0.0	0.0	0	0	0	0
N.14	Wyoming*	1	0	0	0	0	0.0	0.0	0	0	0	0
N.21	at UNLV*	1	0	3	1	4	0.0	0.0	1	0	0	0
N.28	Nevada**	1	0	0	0	0	0.0	0.0	0	0	0	0
D.5	Air Force``	1	0	0	1	1	0.0	0.0	0	0	0	0
D.24	vs. Cincinnati%	1	0	0	0	0	0.0	0.0	0	0	0	0
<b>2015 SEASON TOTALS</b>		<b>14</b>	<b>0</b>	<b>8</b>	<b>6</b>	<b>14</b>	<b>0.0</b>	<b>0.0</b>	<b>1</b>	<b>0</b>	<b>1</b>	<b>0</b>

#### SOPHOMORE SEASON - 2016 GAME-BY-GAME

Date	Opponent	GP	GS	UA	A	TT	TFL	Sk.	Int.	PBU	FF	FR
S.3	New Hampshire	1	0	0	1	1	0.0	0.0	0	0	0	0
S.10	California	1	0	2	0	2	0.0	0.0	0	0	1	0
S.17	at Northern Illinois	1	0	7	1	8	1.0	0.0	0	0	0	0
O.1	at South Alabama	1	0	0	0	0	0.0	0.0	0	0	0	0
O.8	UNLV*	1	0	2	1	3	0.5	0.0	0	1	0	0
O.14	at Fresno State*	1	1	1	3	4	0.0	0.0	0	0	0	0
O.21	San José State*	1	1	2	3	5	0.5	0.0	0	0	0	0
O.28	at Utah State*	1	1	1	2	3	1.0	0.0	0	0	0	1
N.5	Hawai'i*	1	1	2	3	5	0.0	0.0	0	2	0	0
N.12	at Nevada*	1	1	5	4	9	0.0	0.0	1	3	0	0
N.19	at Wyoming*	1	1	3	8	11	0.0	0.0	1	0	0	0
N.26	Colorado State*	1	1	4	0	4	0.0	0.0	0	1	0	0
D.3	at Wyoming@	1	1	1	1	2	0.0	0.0	0	0	0	0
D.17	vs. Houston^	1	1	7	2	9	0.0	0.0	0	0	0	0
<b>2016 SEASON TOTALS</b>		<b>14</b>	<b>9</b>	<b>37</b>	<b>29</b>	<b>66</b>	<b>3.0</b>	<b>0.0</b>	<b>2</b>	<b>6</b>	<b>1</b>	<b>1</b>

#### JUNIOR SEASON - 2017 GAME-BY-GAME

Date	Opponent	GP	GS	UA	A	TT	TFL	Sk.	Int.	PBU	FF	FR
S.2	UC Davis	1	1	1	2	3	0.0	0.0	0	0	0	0
S.9	at Arizona State	1	1	6	0	6	0.0	0.0	0	1	0	0
S.16	No. 19/19 Stanford	1	1	2	3	5	0.0	0.0	0	0	0	0
S.23	at Air Force*	1	1	5	8	13	0.0	0.0	0	0	0	0
S.30	Northern Illinois	1	1	4	7	11	0.0	0.0	0	0	0	0
O.7	at UNLV*	1	1	0	2	2	0.0	0.0	0	0	0	0
O.14	Boise State*	1	1	4	3	7	0.0	0.0	0	0	0	0
O.21	Fresno State*	1	1	3	1	4	0.0	0.0	0	0	0	0
O.28	at Hawai'i*	1	0	0	0	0	0.0	0.0	0	0	0	0
N.4	at San José State*	1	1	4	3	7	0.0	0.0	1	0	0	0
N.18	Nevada*	1	1	0	1	1	0.5	0.0	0	0	0	0
N.24	New Mexico*	1	1	3	3	6	0.0	0.0	0	1	0	0
D.23	vs. Army West Point+	1	0	5	5	10	0.0	0.0	0	0	1	0
<b>2017 SEASON TOTALS</b>		<b>13</b>	<b>11</b>	<b>37</b>	<b>38</b>	<b>75</b>	<b>0.5</b>	<b>0.0</b>	<b>1</b>	<b>2</b>	<b>1</b>	<b>0</b>

*Bold indicates season high. \* - Mountain West game. `` - 2015 Sports Authority Mountain West Championship (Qualcomm Stadium; San Diego, Calif.). % - 2015 Hawai'i Bowl (Aloha Stadium; Honolulu, Hawaii). @ - 2016 Mountain West Championship (War Memorial Stadium; Laramie, Wyo.). ^ - 2016 Las Vegas Bowl (Sam Boyd Stadium; Las Vegas, Nev.). + - 2017 Lockheed Martin Armed Forces Bowl (Amon Carter Stadium; Fort Worth, Texas).*

two interceptions, a forced fumble, fumble recovery and seven pass breakups ... Ranked third on the team in tackles (66), despite playing the first five games off the bench ... Was the only player on the team

with a forced fumble and a fumble recovery ... Made one assisted tackle vs. New Hampshire ... Had two solo tackles and a forced fumble against California ... Had a career game at Northern Illinois with Na'im McGee

# Aztec Players

EIGHT STRAIGHT BOWL GAME APPEARANCES ► 21 CONFERENCE CHAMPIONSHIPS



mainly on special teams ... Has 14 tackles (eight solo), a forced fumble and a 28-yard interception ... Ranked second on the team in special teams tackles (10) and tied for second in punt return tackles (3) ... Was the only true freshman to see action in the opener vs. San Diego, logging time mainly on special teams - kickoff, punt and punt return - but also seeing time late in the secondary ... Recorded one solo tackle from the Aztec spot ... Had an assisted tackle on special teams at Cal ... Came up

... Also played statless time vs. Cincinnati in the Hawai'i Bowl.

## HIGH SCHOOL

Combined for 893 yards receiving and rushing at Siloam Springs High School in Siloam Springs, Ark., as a senior in 2014, while making 134 tackles on defense ... Finished with 35 catches for 758 yards (21.7 avg.) and 11 carries for 135 yards (12.3 avg.), combining for eight touchdowns ... Was named an all-state player in Arkansas as a senior ... Helped the Panthers to the playoffs all three seasons ... A two-star recruit by *Rivals.com* ... Also was a state champion in the 200-meter dash.

## PERSONAL

Parker Ellis Baldwin was born May 6, 1997, in Kansas City, Mo. ... Son of Stephanie and Bryan Truitt, and Rick Baldwin ... Also received offers from Eastern Illinois and UNLV in the recruiting process ... Is majoring in communication (liberal arts).

## SINGLE-GAME BESTS

**Career Highs:** **Tackles:** 13 at Air Force (9/23/17); **Tackles For Loss:** 1.0 at Utah State (10/28/16), at Northern Illinois (9/17/16); **Interceptions:** 1, four times; **Pass Breakups:** 3 at Nevada (11/12/16); **Forced Fumbles:** 1 vs. Army West Point (12/23/17), vs. California (9/20/16), at Hawai'i (10/10/15); **Fumble Recoveries:** 1 at Utah State (10/28/16).

exiting with an injury late in the second quarter ... Had a then career-high eight tackles (seven solo) with his first career tackle for loss vs. the Huskies ... Did not record a stat in time at South Alabama ... Had three tackles (two solo), including 0.5 tackles for loss, and a pass breakup in extensive action vs. UNLV ... Earned his first career start at Fresno State and made four tackles ... Started again against San José State and had five tackles and 0.5 tackles for loss ... Had another good game in a start at Utah State, making three tackles, including a 1-yard tackle for loss, and a fumble recovery ... The recovery led to a John Baron field goal in the third quarter ... Came up with five tackles and a career-high two pass breakups in a start against Hawai'i ... Had a solid outing in a start at Nevada, finishing with career highs in tackles (9), interceptions (1, tied)

and pass breakups (3) ... Led the team in tackles for the first time of his career vs. the Wolf Pack ... The interception against Nevada led to an Aztec touchdown ... Had a career-high 11 stops with an interception for a second straight game at Wyoming ... The 11 tackles were one off a game high ... The interception vs. UW was his second of the year and third of his career ... Had four solo stops and a pass breakup in a start vs. Colorado State ... Had two tackles (one solo) in a start at Wyoming in the MW Championship game ... Had nine tackles (seven solo) in a ninth consecutive start vs. Houston in the Las Vegas Bowl.

## FRESHMAN (TRUE) SEASON (2015)

Was named the team's Freshman of the Year at the season-ending banquet ... Played in all 14 games on the season,

with an assisted stop on special teams vs. South Alabama ... Had three tackles (all solo stops) at Penn State ... All three tackles came on special teams ... Saw time once again vs. Fresno State, but did not record a stat ... Had another good game on special teams at Hawai'i, making three tackles and forcing his first collegiate fumble (ball went out of bounds) ... Played again on special teams at San José State, but did not record a stat ... Played statless time vs. Utah State ... Also logged time with finding the stat sheet at Colorado State ... Did not record a stat in time against Wyoming ... Had arguably his best game of his short career at UNLV, making a career-high four tackles (three solo) and picking off his first career interception and returning it 28 yards ... The interception set up a 17-yard touchdown pass from Maxwell Smith to Chase Price ... Played his most snaps on his career with starter Na'im McGee being ejected early in the second half with a targeting penalty ... Logged playing time at the Aztec spot and on special teams against Nevada, but was unable to make the stat sheet ... Registered an assisted tackle on special teams against Air Force in the Mountain West Championship

## Baldwin's Career Statistics

Season	GP	GS	UA	A	TT	TFL	Sk	Int.	PBU	FF	FR
2015	14	0	8	6	14	0.0	0.0	1	0	1	0
2016	14	9	37	29	66	3.0	0.0	2	6	1	1
2017	13	11	37	38	75	0.5	0.0	1	2	1	0
<b>Career</b>	<b>41</b>	<b>20</b>	<b>82</b>	<b>73</b>	<b>155</b>	<b>3.5</b>	<b>0.0</b>	<b>4</b>	<b>8</b>	<b>3</b>	<b>1</b>

## 29 → John Baron II



- ◆ Kicker
- ◆ Senior - 2 Letters, 5-11, 190
- ◆ Temecula, Calif.
- ◆ Chaparral High

Became just the third kicker in school history to earn all-league honors in 2016 and first in Mountain West era.

- ◆ 2016 Lou Groza Collegiate Place-Kicker Award Semifinalist
- ◆ 2016 First-Team All-Mountain West
- ◆ MW Special Teams Player of the Week - Oct. 20, 2016 for game vs. Utah St.

## Baron's Career Game-By-Game

### SOPHOMORE SEASON - 2016 GAME-BY-GAME / KICKING

Date	Opponent	GP	GS	PATs		FGs			Blkd.
				Md.	Att.	Md.	Att.	Long	
S.3	New Hampshire	1	*	4	4	1	1	33	0
S.10	California	1	*	6	6	1	1	39	0
S.17	at Northern Illinois	1	*	4	4	0	1	0	0
O.1	at South Alabama	1	*	1	1	1	1	34	0
O.8	UNLV*	1	*	2	2	2	2	50	0
O.14	at Fresno State*	1	*	2	2	1	1	47	0
O.21	San José State*	1	*	6	6	0	0	0	0
O.28	at Utah State*	1	*	4	4	4	4	43	0
N.5	Hawai'i*	1	*	7	7	2	3	45	0
N.12	at Nevada*	1	*	4	6	2	2	31	0
N.19	at Wyoming*	1	*	3	3	2	2	31	0
N.26	Colorado State*	1	*	3	3	1	1	34	0

# Aztec Players



EIGHT STRAIGHT BOWL GAME APPEARANCES ► 21 CONFERENCE CHAMPIONSHIPS

JOHN BARON II ◀ PLAYERS

## At A Glance

- Was a 2016 Lou Groza Collegiate Place-Kicker Award semifinalist, the first Aztec semifinalist for the award since J.C. Mejia in 2003.
- Set a school record in 2016 with 21 field goals and a 91.3 field goal percentage, going 21-for-23.
- Tied a SDSU single-game record with four field goals at Utah State on Oct. 28, 2016, going 4-for-4.

A Lou Groza Award and All-America candidate ... Strong, left-footed kicker who handles PATs, field goals and kickoff duties, now in his fifth season with the program ... Has a cannon of a leg ... An accurate and clutch kicker ... Has multiple field goals 11 times, including in 10 of the last 20 games ... Among active FBS kickers, ranks first in field goal percentage (.868) and 14th in field goals per game (1.22) ... Among all-time SDSU kickers, ranks second in field goal percentage (.868), fourth in PATs (108) and PAT percentage (.982) and sixth in field goals (33).

### SENIOR SEASON (2018)

Is a preseason third-team all-Mountain West selection by *Phil Steele Magazine*.

### JUNIOR SEASON (2017)

Was on the Lou Groza Collegiate Place-Kicker Award Watch List ... Also was a preseason all-Mountain West first-team selection by the MW media, *Athlon Sports*, *Lindy's Sports* and *Phil Steele Magazine* ... Phil Steele also had him as the "Seventh-Rated Kicker in the 2018 NFL Draft" and Lindy's had him as the "Eighth-Rated Kicker

in FBS" ... Was nearly perfect on the season, going 12-for-15 in field goal attempts (.800) and 52-for-52 on PATs ... Also kicked off 77 times for 4,843 yards (62.9 avg.) with 33 touchbacks ... Was second on the team with 88 points ... Among the FBS leaders, ranked in a tie for first in PAT percentage (1.000, T-1st in MW), 39th in kickoff average (62.9, 4th in MW), a tie for 39th in field goal percentage (.800, 4th in MW), a tie for 41st in touchbacks (33, 6th in MW) and 46th in kicking points (88, 5th in MW) ... Made a 39-yard field goal in the opener against UC Davis and made all five of his PATs ... Also kicked off seven times for 445 yards (63.6 avg.) with three touchbacks ... Was 3-for-3 on field goals (29, 27 and 32 yards) at Arizona State and made all three of his PATs ... Ended up with 12 of the team's 30 points in the win ... Also kicked off seven times for 455 yards, posting a perfect 65.0 average for the first time of his career, while tying a career high with six touchbacks ... Was 2-for-3 on field goals vs. No. 19/19 Stanford, making from 43 (season high) and 36 before missing from 50 ... Had made 25 straight field goals of 50 yards or less, which was a Mountain West record and the longest active streak in FBS play until he missed from 50 in the fourth quarter ... However, continued his streak of made field goals from less than 50 yards, stretching it to 24 straight ... Had also made 15 straight field goals overall before missing on his third attempt ... Also kicked off five times for 323 yards (64.6 avg.) with three touchbacks ... Missed a 39-yard field goal into a driving rain and wind at Air Force, snapping his streak of 24 straight makes of less than 50 yards ... Did make all four of his PATs ... Also kicked off five times for 308 yards (61.2 avg.) with two touchbacks ... Made both of his field-goal attempts with a long of 38 yards and connected on all four



D.3	at Wyoming@	1	*	3	3	2	2	37	0
D.17	vs. Houston^	1	*	4	4	2	2	28	0
<b>2016 SEASON TOTALS</b>		<b>14</b>	<b>14</b>	<b>56</b>	<b>58</b>	<b>21</b>	<b>23</b>	<b>50</b>	<b>0</b>

### JUNIOR SEASON - 2017 GAME-BY-GAME / KICKING

Date	Opponent	GP	GS	PATs		FGs			
				Md.	Att.	Md.	Att.	Long	Blkd.
S.2	UC Davis	1	*	5	5	1	1	39	0
S.9	at Arizona State	1	*	3	3	3	3	32	0
S.16	No. 19/19 Stanford	1	*	2	2	2	3	43	0
S.23	at Air Force	1	*	4	4	0	1	0	0
S.30	Northern Illinois	1	*	4	4	2	2	38	0
O.7	at UNLV*	1	*	5	5	2	2	33	0
O.14	Boise State*	1	*	2	2	0	0	0	0
O.21	Fresno State*	1	*	0	0	1	1	37	0
O.28	at Hawaii*	1	*	4	4	0	0	0	0
N.4	at San José State*	1	*	7	7	1	1	30	0
N.18	Nevada*	1	*	6	6	0	1	0	0
N.24	New Mexico*	1	*	5	5	0	0	0	0
D.23	vs. Army West Point+	1	*	5	5	0	0	0	0
<b>2017 SEASON TOTALS</b>		<b>13</b>	<b>13</b>	<b>52</b>	<b>52</b>	<b>12</b>	<b>15</b>	<b>43</b>	<b>0</b>

### SOPHOMORE SEASON - 2016 GAME-BY-GAME / KICKOFFS

Date	Opponent	GP	GS	No.	Yds.	Avg.	TB	OB
S.3	New Hampshire	1	*	6	386	64.3	4	0
S.10	California	1	*	8	508	63.5	3	0
S.17	at Northern Illinois	1	*	7	443	63.3	1	1
O.1.	at South Alabama	1	*	5	295	59.0	2	0
O.8	UNLV*	1	*	6	383	63.8	1	0
O.14	at Fresno State*	1	*	4	256	64.0	0	0
O.21	San José State*	1	*	7	448	64.0	0	0
O.28	at Utah State*	1	*	8	508	63.5	2	0
N.5	Hawaii*	1	*	10	603	60.3	0	0
N.12	at Nevada*	1	*	9	540	60.0	6	0
N.19	at Wyoming*	1	*	5	322	64.4	4	0
N.26	Colorado State*	1	*	6	363	60.5	2	0
D.3	at Wyoming@	1	*	6	390	65.0	5	0
D.17	vs. Houston^	1	*	7	445	63.6	3	0
<b>2016 SEASON TOTALS</b>		<b>14</b>	<b>14</b>	<b>94</b>	<b>5,891</b>	<b>62.7</b>	<b>33</b>	<b>1</b>

### JUNIOR SEASON - 2017 GAME-BY-GAME / KICKOFFS

Date	Opponent	GP	GS	No.	Yds.	Avg.	TB	OB
S.2	UC Davis	1	*	7	445	63.6	3	0
S.9	at Arizona State	1	*	7	455	65.0	6	0
S.16	No. 19/19 Stanford	1	*	5	323	64.6	3	0
S.23	at Air Force*	1	*	5	308	61.6	2	0
S.30	Northern Illinois	1	*	7	419	59.9	2	0
O.7	at UNLV*	1	*	8	517	64.6	3	0
O.14	Boise State*	1	*	3	193	64.3	0	0
O.21	Fresno State*	1	*	2	130	65.0	2	0
O.28	at Hawaii*	1	*	5	319	63.8	2	0
N.4	at San José State*	1	*	9	564	62.7	4	0
N.18	Nevada*	1	*	7	443	63.3	2	0
N.24	New Mexico*	1	*	6	370	61.7	2	0
D.23	vs. Army West Point+	1	*	6	357	59.5	2	0
<b>2017 SEASON TOTALS</b>		<b>13</b>	<b>13</b>	<b>77</b>	<b>4,843</b>	<b>62.9</b>	<b>33</b>	<b>0</b>

**Bold indicates season high.** \* - Mountain West game. @ - 2016 Mountain West Championship (War Memorial Stadium; Laramie, Wyo.). ^ - 2016 Las Vegas Bowl (Sam Boyd Stadium; Las Vegas, Nev.). + - 2017 Lockheed Martin Armed Forces Bowl (Amon Carter Stadium; Fort Worth, Texas). GS - in this category indicates the player was on the field the first time San Diego State was in the field goal or kickoff formation.

of his PATs against Northern Illinois ... Made both of his field-goal attempts with a long of 33 yards and connected on all five of his PATs at UNLV ... Effort at UNLV gave him multiple field goals in 11 career games ... Made both of his PATs vs. Boise State, but

did not attempt a field goal for the first time in 2017 ... Kicked off three times for 193 yards (64.3 avg.) ... Had a perfect, albeit short game against Fresno State, making his only field goal attempt (37 yards) and kicking off twice for 130 yards (65.0 avg.) with both



## John Baron - Inside The Numbers

### HIGHEST ACTIVE FIELD GOAL PERCENTAGE IN FBS (MIN. 15 FG)

Rk.	Name	Team	2018 Class	FGM-FGA	FG%
1.	► John Baron	San Diego State	Sr.	33-for-38	.868
2.	Jared Sackett	UTSA	So.	19-for-22	.864
3.	Blanton Creque	Louisville	Jr.	33-for-39	.846
4.	Bryce Crawford	San José State	Sr.	31-for-37	.838
5.	Jose Borregales	Florida International	Jr.	15-for-18	.833
	Evan Paniels	UNLV	Sr.	30-for-36	.833

### HIGHEST FIELD GOAL PERCENTAGE AT SDSU / CAREER (MIN. 25 ATT.)

Rk.	Name	Years	FGM-FGA	FG%
1.	Chris O'Brien	1984-85	28-for-32	.875
2.	► John Baron	2016-17	33-for-38	.868
3.	Donny Hageman	2014-15	37-for-47	.787
4.	Marco Morales	1982-83	22-for-30	.733
5.	Garrett Palmer	2004-05-06-07	48-for-67	.716

### HIGHEST FIELD GOAL PERCENTAGE AT SDSU / SEASON (MIN. 10 ATT.)

Rk.	Name	Year	FGM-FGA	FG%
1.	► John Baron	2016	21-for-23	.913
2.	Chris O'Brien	1985	17-for-19	.895
3.	Garrett Palmer	2005	15-for-17	.882
4.	Garrett Palmer	2007	13-for-15	.867
5.	Chris O'Brien	1984	11-for-13	.846

### MOST FIELD GOALS AT SDSU / CAREER

Rk.	Name	Years	Field Goals
1.	Andy Trakas	1989-90-91-92	56
2.	Garrett Palmer	2004-05-06-07	48
	Peter Holt	1993-94-95-96	48
4.	Nate Tandberg	1997-98-99-00	46
5.	Donny Hageman	2014-15	37
6.	► John Baron	2016-17	33

### MOST FIELD GOALS AT SDSU / SEASON

Rk.	Name	Year	Field Goals
1.	► John Baron	2016	21
2.	Donny Hageman	2014	20
3.	J.C. Mejia	2003	18
	Andy Trakas	1990	18
5.	Four tied at		17

### MOST FIELD GOALS IN A GAME BY AN SDSU KICKER

Rk.	Name	Opponent	Date	FG-for-FGA
1.	► John Baron	at Utah State	Oct. 28, 2016	4-for-4
	Wes Feer	Eastern Illinois	Aug. 31, 2013	4-for-4
	J.C. Mejia	Wyoming	Oct. 23, 2003	4-for-5
	Tommy Kirovski	at Hawai'i	Dec. 7, 2002	4-for-5
	Peter Holt	Idaho	Sept. 7, 1996	4-for-4
	Peter Holt	Minnesota	Sept. 25, 1993	4-for-5
	Marco Morales	UNLV	Sept. 25, 1982	4-for-4
	Steve LaPLant	at Oregon State	Sept. 13, 1975	4-for-4
	Benny Ricardo	at UTEP	Sept. 28, 1974	4-for-6

going for touchbacks ... Marked just the second time over his career (also at Arizona State on Sept. 9, 2017) that he posted a perfect 65.0 kickoff average (min. 2 kickoffs) ... Accounted for SDSU's only three points with a second-quarter field goal ... Made all four of his PATs at Hawai'i without attempting a field goal ... Also kicked off five times for 319 yards (63.8 avg.) with two touchbacks ... Made a 30-yard field goal and seven PATs

at San José State ... Also kicked off nine times for 564 yards (62.7 avg.) with four touchbacks ... Missed a 48-yard field goal against Nevada, but made all six of his PATs ... Also kicked off seven times for 443 yards (63.3 avg.) with two touchbacks ... Did not attempt a field goal against New Mexico, but made all five of his PATs ... Also kicked off six times for 370 yards (61.7 avg.) with two touchbacks ... Made all five of his PATs

against Army West Point in the Armed Forces Bowl without attempting a field goal, while kicking off six times for 357 yards (59.5 avg.) with a pair of touchbacks.

### SOPHOMORE SEASON (2016)

Was named a Lou Groza Collegiate Place-Kicker Award semifinalist on Nov. 3, the first Aztec semifinalist for the award since J.C. Mejia in 2003 ... Was named a first-team all-Mountain West performer, the first Aztec kicker on an MW first team in league history and just the third in program history (also Chris O'Brien in 1985 and Al Limahelu in 1970) ... Was nearly perfect on the season, going 56-for-58 in PATs and 21-for-23 in field goal attempts ... Also kicked off 94 times for 5,891 yards (62.7 avg.), posting 33 touchbacks ... Led the team with 119 points ... Ranked 10th nationally (third in the MW) in field goal percentage (.913), 20th (second in MW) in points per game among kickers (8.50), 20th (second in MW) in field goals per game (1.50) and 35th (fourth in MW) in points per game (8.50) ... Set a school single-season record in field goals (21) and field goal percentage (.913) ... Also had the third most PATs (56) in a season in school history ... Made 10 straight field goals from Oct. 1 at South Alabama until Nov. 5 vs. Hawai'i when his final attempt - a career-long 51-yarder - fell short ... Finished the season with 19 consecutive field goal makes from 50 or less yards ... Had multiple field goals seven times, including in six of the final seven games ... Had a solid debut in the opener vs. New Hampshire, making all four PATs and making his only field goal attempt from 33 yards ... Also kicked off six times for 386 yards, averaging 64.3 yards per boot ... Four of his six kicks were touchbacks ... Was perfect again against California, making a 39-yard field goal and all six PAT tries ... Kicked off a then career-high eight times for 508 yards (6.5 avg.) with three touchbacks ... Made all six PATs at Northern Illinois, but missed his first field goal of the season, a 44-yarder into a 15-mph wind ... Also kicked off seven times for 443 yards (63.3 avg.), including one touchback ... Made a 34-yard field goal and his only PAT try at South Alabama ... Also kicked off five times for 295 yards (59.0) with two touchbacks ... Had a huge game against UNLV, going 2-for-2 in field goal attempts, including a pair of career-long makes (48 and 50 yards) ... Became the first Aztec since 2007 with multiple field goals in the same game from at least 48 yards (third time since 1996) ... Also made both of his PAT tries and kicked off six times for 383 yards (63.8 avg.) with a touchback ... Had another solid outing at Fresno State, making a 47-yard field goal and both PATs ... The 47-yarder gave him three straight makes (and attempts) from at least 47 yards ... Also kicked off four times for 256 yards (64.0 avg.) ... Did not attempt a field goal for the first time of the season vs. San José

State, but did make all six of his PAT attempts ... Also kicked off seven times for 448 yards (64.0 avg.) ... Had a career game at Utah State en route to being named the MW Special Teams Player of the Week, making a career-high four field goals, going 4-for-4 with a long of 43 yards ... The four field goals tied an Aztec school record (with seven others, most recent Wes Feer vs. Eastern Illinois on Aug. 31, 2013) ... Also made all four of his PATs, giving him 16 points ... The 16 points also tied a SDSU record among kickers (fifth time that has happened) ... Also tied a then career high with eight kickoffs for 508 yards (63.5 avg.) with two touchbacks ... On his eight kickoffs, Utah State averaged a 20.3 average starting field position ... Had another good game against Hawai'i, making his first two field goal attempts (30 and 45 yards) and nailing all seven PATs ... Did miss a career-long 51-yard attempt in the third quarter, snapping a streak of 10 consecutive makes ... Also kicked off a career-high 10 times for a career-best 603 yards (60.3 avg.) ... Was 2-for-2 on field goal attempts, but 4-of-6 on PATs at Nevada (both PAT misses were blocked) ... Made his field goals from 28 and 31 yards ... Also kicked off nine times for 540 yards (60.0 avg.) with a career-high six touchbacks ... Was 2-for-2 on field goal attempts and 3-for-3 on PATs at Wyoming ... Had multiple field goals - 27 and 31 yards - for the fourth straight game and fifth time of his career ... Was 1-for-1 on field goal attempts and 4-for-4 on PATs vs. Colorado State ... The field goal was a 34-yarder ... Was 2-for-2 on field goal attempts and 3-for-3 on PATs in the MW Championship game at Wyoming ... Was 2-for-2 on field goal attempts and 4-for-4 on PATs against Houston in the Las Vegas Bowl ... Broke Donny Hageman's SDSU field goal record of 20 in 2014 with his second make ... Made multiple field goals for the seventh time of the season and sixth time in seven games ... Finished 21-for-23 (.913) on the season on field goal attempts, the best mark in SDSU single-season history ... Finished his season with 19 straight field goals made of 50 yards or less.

### FRESHMAN SEASON (2015)

Was on the travel squad for most of the season, but did not see any action.

### REDSHIRT SEASON (2014)

Utilized his redshirt season in his first year at San Diego State ... Was originally one of four kickers on the roster, but moved up to No. 2 on the depth chart by the end of the season.

### HIGH SCHOOL

Lettered three years at Chaparral High School in Temecula, Calif. ... Converted all 48 of his extra-point attempts during his career at CHS, including a 38-for-38 mark as a senior ... Was 11-of-16 on field goal attempts as a senior, with a long of 51 yards

# Aztec Players



EIGHT STRAIGHT BOWL GAME APPEARANCES ► 21 CONFERENCE CHAMPIONSHIPS

... Was a first-team all-league selection as a senior ... Went 2-for-2 in field goal attempts in three separate games ... Punted 29 times with a 40.5-yard average in 2013 ... Averaged 55.2 yards per kickoff as a junior with 39 touchbacks in 49 kickoffs ... Was rated as

a 5-star kicker by *kohlskicking.com* and was ranked as the 12th-best kicker in the class of 2014 by the website ... Was a two-star recruit by *Rivals.com* and *247sports* ... Also played soccer at Chaparral, where he was named the defensive MVP ... A scholar-athlete.

## SINGLE-GAME BESTS

**Career Highs:** **Points:** 16 at Utah State (10/28/16); **Field Goals:** 4 at Utah State (10/28/16); **Long Field Goal:** 50 vs. UNLV (10/8/16); **Kickoffs:** 10 vs. Hawaii (11/5/16); **Touchbacks (KO):** 6 at Arizona State (9/9/17), at Nevada (11/12/16); **Kickoff Avg. (More than 1 att.):** 65.0 (2-for-130) vs. Fresno State (10/21/17), (7-for-455) at Arizona State (9/9/17); **Tackles:** 1 vs. UC Davis (9/2/17).

## PERSONAL

John Christopher Baron II was born Jan. 25, 1996, in Escondido, Calif. ... Son of John and Willi Jo Baron ... Was also recruited by Colorado in the process out of high school ... Is majoring in business administration with a focus in finance.

## Baron's Career Statistics

### Kicking

Season	GP	GS	FGM	FGA	Pct.	01-19	20-29	30-39	40-49	50+	Lg.	Blk.
2016	14	14	21	23	.913	0-0	7-7	8-8	5-6	1-2	50	0
2017	13	13	12	15	.800	0-0	4-4	7-8	1-2	0-1	43	0
<b>Career</b>	<b>29</b>	<b>29</b>	<b>33</b>	<b>38</b>	<b>.868</b>	<b>0-0</b>	<b>11-11</b>	<b>15-16</b>	<b>6-8</b>	<b>1-3</b>	<b>50</b>	<b>0</b>

### Kickoffs

Season	GP	GS	No.	Yds.	Avg.	TB	OB
2016	14	14	94	5,891	62.7	33	1
2017	13	13	77	4,843	62.9	33	0
<b>Career</b>	<b>27</b>	<b>27</b>	<b>171</b>	<b>10,734</b>	<b>62.8</b>	<b>63</b>	<b>1</b>

## 21 → Chance Bell



- ♦ Running Back
- ♦ Freshman - Redshirt, 5-10, 185
- ♦ Burbank, Calif.
- ♦ John Burroughs High

Speedy, shifty back with a great first step ... Enters his redshirt freshman season fourth on the depth chart at running back.

### HIGH SCHOOL

Three-year letterwinner at John Burroughs High School in Burbank, Calif. ... Had an outstanding career, totaling 4,525 yards and 59 touchdowns on 605 carries (7.5 avg.) in 31 games (146.0 per game average), according to MaxPreps ... Ran for at least 1,000 yards in all three varsity seasons, including 2,023

yards and 27 touchdowns in 2016, 1,378 yards and 23 scores in 2015 and 1,124 yards and nine touchdowns in 2014 ... Had 100-plus yards in 15 of his 31 games ... Also caught 21 passes over his career for 261 yards and two touchdowns ... Was a two-time all-CIF selection and a two-time first-team all-area pick ... Was named the 2016 Pacific League Offensive Player of the year and the 2015 Pacific League Player of the Year ... Also was a three-time first-team all-league honoree ... Had the most running yards ever at John Burroughs HS and in the city of Burbank ... A consensus three-star recruit by *Rivals*, *ESPN*, *247sports* and *Scout* ... Received a grade of 80 by *247sports* and a mark of 71 by *ESPN* ... *Scout* ranked him as the sixth-best running back in talent-rich California in the 2017 recruiting class ... Also competed on the track and field team at John Burroughs.

## PERSONAL

Chance Leon Bell was born Aug. 2, 1999, in Northridge, Calif. ... Son of Diondre and Cindy Bell ... Chose San Diego State over other offers from Washington State, Illinois, Iowa State, Air Force, New Mexico, Utah State, Hawaii, Idaho, Eastern Washington, Northern Arizona, Northern Colorado and Southern Utah ... Undeclared on a major.

### REDSHIRT SEASON (2017)

Redshirted this first season on The Mesa, learning behind consensus first-team All-American Rashaad Penny.

## 50 → Turner Bernard



- ♦ Long Snapper
- ♦ Sophomore - 1 Letter, 6-1, 210
- ♦ Glendale, Ariz.
- ♦ Mountain Ridge High

Was listed as the top long snapper of the 2016 recruiting class by *Kohl's Kicking*.

Accurate snapper with a quick release ... Handles all snapping duties on the punt unit ... Will look to gain size to contribute on the PAT and field goal unit, now in his third season with the program.

### FRESHMAN SEASON (2017)

Started and played all 13 games as the long snapper on the punt unit after coming back from an ACL injury.

### REDSHIRT SEASON (2016)

Started the first four games of his true freshman season until he tore the ACL in his left knee chasing down SDSU's first punt at South Alabama ... Ultimately used his redshirt season.

### HIGH SCHOOL

Played three years at Mountain Ridge High School in Glendale, Ariz. ... Was a two-time all-state long snapper ... Received a five-star rating from *Kohl's Kicking*, which also listed him as the nation's top incoming long snapper ... A two-star recruit by *Rivals* as an athlete, and by *Scout*, *247sports* and *ESPN* as long snapper ... Received a grade of 74 by *247sports* and graded out as the No. 7 player at the position ... Earned a grade of 69 by *ESPN* and was picked as the top long

snapper in the 2016 class ... Was chosen to snap in the Under Armour All-America game ... Received the highest overall snapping score for all 2015 Showcase Camps as well as the highest overall score for the 2015 Scholarship Camp.

## PERSONAL


Turner Charles Bernard was born Aug. 14, 1998, in Phoenix, Ariz. ... Son of Ben and Shawna Bernard ... Picked the Aztecs over offers from Utah and Northwestern ... Is majoring in interdisciplinary studies.

## Bernard's Career Statistics

Season	GP	GS
2016	4	4
2017	13	13
<b>Career</b>	<b>17</b>	<b>17</b>



## 75 → Desmond Bessent



- ◆ Offensive Line
- ◆ Freshman - Redshirt, 6-7, 325
- ◆ Tampa, Fla.
- ◆ Sickles High

Pronounced **BESS-ent** ... Big, tall body who continues to work on his drive and technique ... Enters 2018 third on the depth chart at right tackle.

### REDSHIRT SEASON (2017)

Utilized his redshirt season in his first year at San Diego State.

### HIGH SCHOOL

Played his prep ball at Sickles High School in Tampa, Fla. ... Rated as a three-star recruit by Scout, and a two-star recruit by both Rivals and 247sports ... Received a 79 grade by 247sports ... Rated as the 16th-best offensive tackle in the talent-rich state of Florida.

### PERSONAL

Desmond Jarod Bessent was born May 8, 1998, in Fort Lauderdale, Fla. ... Son of Precious Ransom ... Chose the Aztecs over an offer from Georgia Southern ... Is majoring in criminal justice.

## 30 → Garrett Binkley



- ◆ Cornerback
- ◆ Junior - Squad, 5-9, 170
- ◆ Ramona, Calif.
- ◆ Ramona High

Came to SDSU as a walk-on, earning a scholarship during the 2017 fall camp.

Athletic, defensive back who provides depth to the cornerback position ... Also plays on special teams ... Received a scholarship late in the 2017 fall camp, but tore an ACL in his knee during the week of the Stanford game ... Did light work in spring drills and enters the 2018 season fourth on the depth chart at one of the cornerback spots.

### SOPHOMORE SEASON (2017)

Played in one game on the season, but missed most of the year with a knee injury ... Had four tackles, including three solo ... Also had 0.5 tackles for loss ... Logged time off the bench in the opener against UC Davis, making his first career four tackles (three solo) and 0.5 tackles for loss ... The four tackles (all on passing plays) tied with five others for the most on the team ... Did not play at Arizona State ... Injured a knee on the Tuesday before the Stanford game and missed the rest of the season.

### FRESHMAN SEASON (2016)

Played in his first two career games without recording a stat ... First appearance was on the road at Utah State ... Also played the following week against Hawai'i.

### REDSHIRT SEASON (2015)

Redshirted his first season at SDSU.

### HIGH SCHOOL

Earned three letters at nearby Ramona High School ... In 2014, captured all-CIF San Diego Section second-team offense and all-

Palomar League first-team offense honors, when the Bulldogs finished as the League runner-up ... Led the team that year with 976 yards on 50 receptions with 12 touchdowns ... Helped Ramona to a Palomar League championship his junior season ... Also competed in track, wrestling and baseball at Ramona.

### PERSONAL

Garrett Reid Binkley was born on Oct. 26, 1996 in Memphis, Tenn. ... Son of Courtney Smith, who was a gymnast at Kentucky, earning letters in 1988 and 1989 ... Is majoring in interdisciplinary studies.

### SINGLE-GAME BESTS

**Career Highs:** **Tackles:** 4 vs. UC Davis (9/2/17); **Tackles For Loss:** 0.5 vs. UC Davis (9/2/17).

## Binkley's Career Statistics

Season	GP	GS	UA	A	TT	TFL	Sk	Int.	PBU	FF	FR
2016	2	0	0	0	0	0.0	0.0	0	0	0	0
2017	1	0	3	1	4	0.5	0.0	0	0	0	0
<b>Career</b>	<b>3</b>	<b>0</b>	<b>3</b>	<b>1</b>	<b>4</b>	<b>0.5</b>	<b>0.0</b>	<b>0</b>	<b>0</b>	<b>0</b>	<b>0</b>

## 12 → Neal Boudreau



- ◆ Quarterback
- ◆ Freshman - Sophomore, 6-3, 210
- ◆ Irvine, Calif.
- ◆ University HS

Moved to quarterback in the spring of 2017 after backing up Tanner Blain at punter in 2016.

Pronounced **BOO-droh** ... Joined the Aztecs for the 2016 fall camp, where he backed up senior Tanner Blain at punter for duration of the season ... Switched over to quarterback in the spring of 2017, where he got extensive reps with starter Christian Chapman ham-

### FRESHMAN SEASON (2017)

Did not play, working with the scout team for most of the season.

### REDSHIRT SEASON (2016)

Redshirted his first season at SDSU as a punter.

### HIGH SCHOOL

Earned three letters at University High School in Irvine, Calif. ... Was a second-team all-Pacific Coast League pick and an all-city selection as a senior ... Captained the Trojans as a senior, while also being named the school's male scholar-athlete of the year ... Also starred for the baseball team, making first-team all-league and all-city as a senior ... Also played basketball at University HS.

### PERSONAL

Neil Raymond Boudreau was born Oct. 15, 1997, in Geneva, Ill. ... Son of Steve and Carolyn Boudreau ... A business administration major.

# Aztec Players

EIGHT STRAIGHT BOWL GAME APPEARANCES ► 21 CONFERENCE CHAMPIONSHIPS



## 49 → Josh Bringuel



- ◆ Linebacker
- ◆ Sophomore - Squad, 6-4, 220
- ◆ San Jose, Calif.
- ◆ Bellarmine Prep

Pronounced bring-GALE ... Walk-on linebacker who will look for playing time in his third season at San Diego State ... Is third at the middle linebacker spot after spring drills.

### FRESHMAN SEASON (2017)

Did not see action during the 2017 campaign.

### REDSHIRT SEASON (2016)

Redshirted his first year with the Aztecs.

### HIGH SCHOOL

Was a three-year letterwinner at Bellarmine Prep in San Jose, Calif. ... Was a two-time first-team all-WCAL selection and a one-time second-team pick ... Twice was a honorable-mention selection by the *Mercury News* ... Helped lead Bellarmine to championships in the WCAL, Central Coast Section and CIF Northern California DIIA ... Also played basketball (two years), volleyball (one year) and

threw the discus (one year) for the Bells ... Was a four-time class president at Bellarmine.

### PERSONAL

Josh Matthews Bringuel was born Jan. 16, 1998, in Mountain View, Calif. ... Son of Michael and Andrea Bringuel ... Also was recruited by San José State, Yale, Cal Poly, Lewis & Clark and Redlands ... Is majoring in psychology.

## 41 → BJ Busbee



- ◆ Wide Receiver
- ◆ Freshman - Redshirt, 5-8, 145
- ◆ Long Beach, Calif.
- ◆ St. Anthony High

Walk-on wide receiver, who will look to see action this year ... Speedy and shifty receiver, who could also see action in the return game ... Is listed third at the 'Z' receiver with Liam Cabrera and third at punt returner after spring drills.

### REDSHIRT SEASON (2017)

Redshirted the 2017 season after joining the team when school started.

### HIGH SCHOOL

Was a three-year letterwinner at St. Anthony High School in Long Beach, Calif. ... Earned first-team all-Sante Fe League honors all

three years and was a three-time first-team all-CIF selection ... Captained his senior team in 2016 to a 13-3 record, catching 53 passes for 1,055 yards (19.9 avg.) with eight touchdowns, while adding 460 rushing yards and nine touchdowns on 39 carries (11.8 avg.), and scoring an additional six return touchdowns (four punt return, two kick return) (according to MaxPreps) ... Was the St. Anthony Male Athlete of the Year.

### PERSONAL

Byron Lamont Busbee Jr. was born May 31, 1999, in San Diego ... Son of Byron and Lenora Busbee ... A social science major.

## 48 → Israel Cabrera



- ◆ Safety
- ◆ Junior - 2 Letters, 5-10, 180
- ◆ Canyon Country, Calif.
- ◆ Canyon High

Is 11 minutes older than twin brother, Liam, a wide receiver on the team.

### ◆ 2017 SDSU Most Valuable Special Teams Player

Speedy defensive back with good technique ... Is listed as the backup to Trenton Thompson at one of the two Warrior spots heading into the season ... Also excels on special teams.

### SOPHOMORE SEASON (2017)

Was voted the team's Most Valuable Special Teams Player ... Played in all 13 games, all on special teams ... Had 10 tackles (six solo) ... Led the team in both special teams tackles (10) and tackles on the kickoff return unit (10) ... Made a solo stop on the kickoff return unit in the opener vs. UC Davis ... Logged statless time at Arizona State and against No. 19/19 Stanford ... Had an assisted stop

at Air Force on the kick return unit ... Played vs. Northern Illinois without finding the stat-sheet ... Had a career-high three tackles on special teams at UNLV (previous high was one) ... All three stops came on the kick return unit ... Did not record a stat in playing time against Boise State and vs. Fresno State ... Registered two solo stops on the kickoff return unit at Hawai'i ... Made a solo tackle on a kickoff return at San José State ... Did not find the stat sheet in special teams action against Nevada ... Had an assisted tackle on special teams against New Mexico ... Made a solo stop on the kick return unit against Army West Point in the Armed Forces Bowl.

### FRESHMAN SEASON (2016)

Saw action in 11 games on special teams,

## I. Cabrera's Career Game-By-Game

### FRESHMAN SEASON - 2016 GAME-BY-GAME

Date	Opponent	GP	GS	UA	A	TT	TFL	Sk.	Int.	PBU	FF	FR
S.3	New Hampshire											
--- Did Not Play ---												
S.10	California											
--- Did Not Play ---												
S.17	at Northern Illinois	1	0	0	0	0	0.0	0.0	0	0	0	0
O.1	at South Alabama	1	0	0	0	0	0.0	0.0	0	0	0	0
O.8	UNLV*	1	0	0	0	0	0.0	0.0	0	0	0	0
O.14	at Fresno State*	1	0	0	0	0	0.0	0.0	0	0	0	0
O.21	San José State*	1	0	0	0	0	0.0	0.0	0	0	0	0
O.28	at Utah State*	1	0	0	0	0	0.0	0.0	0	0	0	0
N.5	Hawai'i*	1	0	0	1	1	0.0	0.0	0	0	0	0
N.12	at Nevada*	1	0	0	0	0	0.0	0.0	0	0	0	0
N.19	at Wyoming*											
--- Did Not Play ---												
N.26	Colorado State*	1	0	0	0	0	0.0	0.0	0	0	0	0
D.3	at Wyoming@	1	0	0	0	0	0.0	0.0	0	0	0	0
D.17	vs. Houston^	1	0	0	0	0	0.0	0.0	0	0	0	0
<b>2016 SEASON TOTALS</b>		<b>11</b>	<b>0</b>	<b>0</b>	<b>1</b>	<b>1</b>	<b>0.0</b>	<b>0.0</b>	<b>0</b>	<b>0</b>	<b>0</b>	<b>0</b>

### SOPHOMORE SEASON - 2017 GAME-BY-GAME

Date	Opponent	GP	GS	UA	A	TT	TFL	Sk.	Int.	PBU	FF	FR
S.2	UC Davis	1	0	1	0	1	0.0	0.0	0	0	0	0
S.9	at Arizona State	1	0	0	0	0	0.0	0.0	0	0	0	0
S.16	No. 19/19 Stanford	1	0	0	0	0	0.0	0.0	0	0	0	0
S.23	at Air Force*	1	0	0	1	1	0.0	0.0	0	0	0	0
S.30	Northern Illinois	1	0	0	0	0	0.0	0.0	0	0	0	0
O.7	at UNLV*	1	0	1	2	3	0.0	0.0	0	0	0	0
O.14	Boise State*	1	0	0	0	0	0.0	0.0	0	0	0	0
O.21	Fresno State*	1	0	0	0	0	0.0	0.0	0	0	0	0
O.28	at Hawai'i*	1	0	2	0	2	0.0	0.0	0	0	0	0
N.4	at San José State*	1	0	1	0	1	0.0	0.0	0	0	0	0



# Aztec Players



EIGHT STRAIGHT BOWL GAME APPEARANCES ► 21 CONFERENCE CHAMPIONSHIPS

registering one assisted tackle against Hawai'i ... Did not play in the first two games, but logged special teams snaps at Northern Illinois and in the next seven games as well ... Did not play at Wyoming (Nov. 19), but played in the final three games of the season, including the MW Championship at Wyoming (Dec. 3) and the Las Vegas Bowl vs. Houston.

## REDSHIRT SEASON (2015)

Redshirted his first year on campus.

## I. Cabrera's Career Statistics

Season	GP	GS	UA	A	TT	TFL	Sk	Int.	PBU	FF	FR
2016	11	0	0	1	1	0.0	0.0	0	0	0	0
2017	13	0	6	4	10	0.0	0.0	0	0	0	0
<b>Career</b>	<b>24</b>	<b>0</b>	<b>6</b>	<b>5</b>	<b>11</b>	<b>0.0</b>	<b>0.0</b>	<b>0</b>	<b>0</b>	<b>0</b>	<b>0</b>

## HIGH SCHOOL

Earned three letters at Canyon Country High School ... Was the Foothill League Defensive Player of the Year as a senior ... Also was a two-time first-team all-league pick and second-team selection another season ... In three seasons, amassed 188 tackles (171 solo), 8.5 tackles for loss, 14 interceptions, 20 pass deflections, three forced fumbles and three fumble recoveries, according to MaxPreps ... Also totaled 1,241 all-purpose yards as a senior, including 740 receiving

N.18	Nevada*	1	0	0	0	0	0.0	0.0	0	0	0	0
N.24	New Mexico*	1	0	0	1	1	0.0	0.0	0	0	0	0
D.23	vs. Army West Point+	1	0	1	0	1	0.0	0.0	0	0	0	0
<b>2017 SEASON TOTALS</b>		<b>13</b>	<b>0</b>	<b>6</b>	<b>4</b>	<b>10</b>	<b>0.0</b>	<b>0.0</b>	<b>0</b>	<b>0</b>	<b>0</b>	<b>0</b>

*Bold indicates season high. \* - Mountain West game. @ - 2016 Mountain West Championship (War Memorial Stadium; Laramie, Wyo.). ^ - 2016 Las Vegas Bowl (Sam Boyd Stadium; Las Vegas, Nev.). + - 2017 Lockheed Martin Armed Forces Bowl (Amon Carter Stadium; Fort Worth, Texas).*

yards and nine touchdowns on 45 catches ... Also excelled in track and field, earning all-city accolades after winning both the 100 and 200 at the league championships ... Garnered first-team all-area honors in track and well.

## PERSONAL

Israel Dante Cabrera was born Feb. 17, 1997 ... Son of Fran Cabrera ... Twin brother, Liam, also plays on the football team ... Is majoring in criminal justice.

## SINGLE-GAME BESTS

**Career Highs:** Tackles: 3 at UNLV (10/7/17).

## 37 → Liam Cabrera



- ♦ Wide Receiver
- ♦ Junior - 1 Letter, 5-10, 190
- ♦ Canyon Country, Calif.
- ♦ Canyon High

Is the younger twin brother of safety Israel by 11 minutes.

Explosive, athletic receiver with a good first step ... Also excels on special teams ... Is listed third at the 'Z' receiver with BJ Busbee heading into the season.

## SOPHOMORE SEASON (2017)

Played in eight games, making one tackle on special teams ... Logged 23 snaps across five games without recording a catch ... Did not play in the first four games of the season ... Made his debut on special teams against

Northern Illinois without recording a stat ... Also logged statless time at UNLV, vs. Boise State, against Fresno State (career-high nine snaps at wide receiver) and at Hawai'i (one snap) ... Came up with his first career tackle - an assisted stop - at San José State, while playing seven snaps at wideout ... Other appearances were against Nevada (four snaps) and New Mexico (two snaps).

## FRESHMAN SEASON (2016)

Played in one game on special teams, logging time against Houston in the Las Vegas Bowl ... Did not record a stat.

## REDSHIRT SEASON (2015)

Utilized his redshirt season in his first year on The Mesa.

## HIGH SCHOOL

Earned three letters at Canyon Country High

School ... Was an all-CIF Northern Division pick in 2013 ... Also was a three-time first-team all-Valley selection and three-time all-league honoree (2012-14) ... In three seasons, recorded 186 receptions for 3,176 yards (17.1 avg.) and 29 touchdowns, according to MaxPreps ... On the defensive side of the ball, had 81 tackles (73 solo), two interceptions, eight pass deflections and a fumble recovery ... Also ran track and field.

## PERSONAL

Liam Cabrera was born Feb. 17, 1997 ... Son of Fran Cabrera ... Twin brother, Israel, also plays on the football team ... Is majoring in interdisciplinary studies.

## SINGLE-GAME BESTS

**Career Highs:** Tackles: 1 at San José State (11/4/17).

## 42 → Troy Cassidy



- ♦ Linebacker
- ♦ Junior - 2 Letters, 6-3, 225
- ♦ Carlsbad, Calif.
- ♦ Carlsbad High

One of four Aztecs who played at Carlsbad High (also Christian Chapman, Zachary Thomas and Cameron Thomas).

- ♦ Two-time MW Fall All-Academic Team (2016-17)

Smart player who played in 11 games as a true freshman in 2016 and started eight times last year ... Was listed third on the depth chart heading into the 2017 fall camp, but emerged as the starter ... Is now listed as the backup to Andrew Aleki heading into 2018 ... Also plays on special teams.

## SOPHOMORE SEASON (2017)

Started the first seven games and eight overall, while playing in all 13, making 31 tackles (15 solo) with 1.5 tackles for loss, 0.5 sacks for three yards, a pass breakup and five quarterback hurries ... Started for the first time of his career in the opener against UC Davis, making three tackles (two solo) ... Had one stop (one solo) in a second straight start at Arizona State ... Started again vs. No. 19/19 Stanford and recorded one assisted

## Cassidy's Career Game-By-Game

FRESHMAN (TRUE) SEASON - 2016 GAME-BY-GAME												
Date	Opponent	GP	GS	UA	A	TT	TFL	Sk.	Int.	PBU	FF	FR
S.3	New Hampshire											
S.10	California											
S.17	at Northern Illinois											
O.1	at South Alabama	1	0	0	0	0	0.0	0.0	0	0	0	0
O.8	UNLV*	1	0	0	0	0	0.0	0.0	0	0	0	0
O.14	at Fresno State*	1	0	0	2	2	0.0	0.0	0	0	0	0
O.21	San José State*	1	0	3	0	3	1.0	1.0	0	0	0	0
O.28	at Utah State*	1	0	0	0	0	0.0	0.0	0	0	0	0
N.5	Hawai'i*	1	0	1	2	3	0.0	0.0	0	0	0	0
N.12	at Nevada*	1	0	0	1	1	0.0	0.0	0	0	0	0
N.19	at Wyoming*	1	0	0	1	1	0.0	0.0	0	0	0	0
N.26	Colorado State*	1	0	0	0	0	0.0	0.0	0	0	0	0
D.3	at Wyoming@	1	0	0	0	0	0.0	0.0	0	0	0	0
D.17	vs. Houston^	1	0	0	0	0	0.0	0.0	0	0	0	0
<b>2016 SEASON TOTALS</b>		<b>11</b>	<b>0</b>	<b>4</b>	<b>6</b>	<b>10</b>	<b>1.0</b>	<b>1.0</b>	<b>0</b>	<b>0</b>	<b>0</b>	<b>0</b>

tackle, 0.5 sacks (and 0.5 TFL) for three yards and his first career pass breakup ... Had a then-career high with four tackles (two solo) and a tackle for loss in a start at Air

Force ... Bettered his tackle total with five stops (three solo) in another start vs. Northern Illinois ... Had three stops in a sixth straight start at UNLV ... Registered four

# Aztec Players

EIGHT STRAIGHT BOWL GAME APPEARANCES ► 21 CONFERENCE CHAMPIONSHIPS



TROY CASSIDY -- JERRY CHANEY ◀ PLAYERS



tackles (two solo) and a QBH in a start vs. Boise State ... Did not start for the first time of the season against Fresno State, but was the first guy on defense off the bench, not recording a stat ... Also did not find the stat sheet at Hawai'i ... Had a solo stop at San José State ... Did not record a stat vs. Nevada ... Had three tackles and a game-high three quarterback hurries off the bench vs. New Mexico ... Started vs. Army West Point in the Armed Forces Bowl when SDSU started four linebackers, making a career-high six tackles and adding a QBH.

**FRESHMAN (TRUE) SEASON (2016)**  
Played in each of the final 11 games, mostly

on special teams, making 10 tackles (four solo) with a 1-yard sack (and tackle for loss) ... Did not play the first three games of the season ... Saw time on special teams for the first time of his collegiate career, but did not record a stat ... Also logged statless time vs. UNLV ... Had his first two tackles of his career at Fresno State ... Made a career-high three stops (all solo) vs. San José State ... Also recorded his first sack (and tackle for loss), going for 1-yard ... Did not find the stat sheet at Utah State, but did play ... Tied a career high with three tackles (one solo) against Hawai'i ... Made an assisted tackle at Nevada ... Had an assisted stop at Wyoming ... Logged statless time off the

SOPHOMORE SEASON - 2017 GAME-BY-GAME												
Date	Opponent	GP	GS	UA	A	TT	TFL	Sk.	Int.	PBU	FF	FR
S.2	UC Davis	1	1	2	1	3	0.0	0.0	0	0	0	0
S.9	at Arizona State	1	1	1	0	1	0.0	0.0	0	0	0	0
S.16	No. 19/19 Stanford	1	1	0	1	1	0.5	0.5	0	1	0	0
S.23	at Air Force*	1	1	2	2	4	1.0	0.0	0	0	0	0
S.30	Northern Illinois	1	1	3	2	2	0.0	0.0	0	0	0	0
O.7	at UNLV*	1	1	1	2	3	0.0	0.0	0	0	0	0
O.14	Boise State*	1	1	2	2	4	0.0	0.0	0	0	0	0
O.21	Fresno State*	1	0	0	0	0	0.0	0.0	0	0	0	0
O.28	at Hawai'i*	1	0	0	0	0	0.0	0.0	0	0	0	0
N.4	at San José State*	1	0	1	0	1	0.0	0.0	0	0	0	0
N.18	Nevada*	1	0	0	0	0	0.0	0.0	0	0	0	0
N.24	New Mexico*	1	0	1	2	3	0.0	0.0	0	0	0	0
D.23	vs. Army West Point+	1	1	2	4	6	0.0	0.0	0	0	0	0
<b>2017 SEASON TOTALS</b>		<b>13</b>	<b>8</b>	<b>15</b>	<b>16</b>	<b>31</b>	<b>1.5</b>	<b>0.5</b>	<b>0</b>	<b>1</b>	<b>0</b>	<b>0</b>

*Bold indicates season high. \* - Mountain West game. @ - 2016 Mountain West Championship (War Memorial Stadium; Laramie, Wyo.). ^ - 2016 Las Vegas Bowl (Sam Boyd Stadium; Las Vegas, Nev.). + - 2017 Lockheed Martin Armed Forces Bowl (Amon Carter Stadium; Fort Worth, Texas).*

bench against Colorado State, at Wyoming in the MW Championship game and vs. Houston in the Las Vegas Bowl.

## HIGH SCHOOL

Was a three-year letterwinner at Carlsbad High School in nearby Carlsbad ... Recorded 178 tackles (119 solo), with 10 sacks over his Lancer career ... All-CIF San Diego Section first-team defense honoree his senior season after ranking second on the team with 69 tackles, 46 solo, four tackles for loss and two interceptions for 85 yards and 4.5 sacks, according to MaxPreps ... At tight end in 2015, recorded 226 yards on 13 receptions, scoring three touchdowns ... Helped lead Carlsbad to a 2015 Avocado West League championship, returning an interception 70 yards for a touchdown in the title game ... All-Avocado West League second team honoree his junior season, recording 82 tackles, 55 solo, nine tackles for loss and five sacks ... A three-star recruit by Rivals, Scout and ESPN ... Earned a grade of 72 by

ESPN ... Lettered in volleyball for the Lancers, earning All-Academic Team honors and helping Carlsbad to a spot in the CIF San Diego Section Boys' Volleyball Championship match.

## PERSONAL

Troy Aaron Cassidy was born June 1, 1988, in San Diego, Calif. ... Also received offers from Arizona, Boise State, Colorado, Navy, Nevada, Oregon State, Utah State, Washington and Washington State (according to Rivals) ... Is majoring in interdisciplinary studies.

## SINGLE-GAME BESTS

**Career Highs:** **Tackles:** 6 vs. Army West Point (12/23/17); **Tackles For Loss:** 1.0 at Air Force (9/23/17), vs. San José State (10/21/16); **Sacks:** 1.0 vs. San José State (10/21/16); **Pass Breakups:** 1 vs. No. 19/19 Stanford (9/16/17).

## Cassidy's Career Statistics

Season	GP	GS	UA	A	TT	TFL	Sk	Int.	PBU	FF	FR
2016	11	0	4	6	10	1.0	1.0	0	0	0	0
2017	13	8	15	16	31	1.5	0.5	0	1	0	0
<b>Career</b>	<b>24</b>	<b>8</b>	<b>19</b>	<b>22</b>	<b>41</b>	<b>2.5</b>	<b>1.5</b>	<b>0</b>	<b>1</b>	<b>0</b>	<b>0</b>

# 31 → Jerry Chaney



- ◆ Safety
- ◆ Junior - 1 Letter, 6-0, 190
- ◆ Rancho Cucamonga, Calif.
- ◆ Rancho Cucamonga High

Speedy, athletic body who moved to safety in the spring of 2017 after working with the wideouts his first two years ... Is third on the depth chart at one of the Warrior spots.

## SOPHOMORE SEASON (2017)

Played his first career six games, recording three tackles (two on special teams, one on defense) ... Did not record a stat in playing time at Air Force, vs. Northern Illinois or at UNLV ... Made assisted tackles in three straight games played vs. Fresno State, San José State and Nevada.

## FRESHMAN SEASON (2016)

Did not play while working with the wideouts.

## REDSHIRT SEASON (2015)

Utilized his redshirt season.

## HIGH SCHOOL

Totalled 49 catches for 587 yards and four touchdowns over his career (according to MaxPreps) ... Was a second-team all-Baseline League pick at safety as a senior captain in 2014 ... A three-star recruit by ESPN and Scout, and a two-star recruit by Rivals and 247sports ... Received a grade of 73 by 247sports and a 70 from ESPN ... Also was an honor student.

## PERSONAL

Jerry Chaney was born Nov. 3, 1997, in Up-land, Calif. ... Son of Jerry and Mera Chaney ... Father, Jerry, played football at Purdue ... Also received an offer from UC Davis ... Is majoring in psychology.

## SINGLE-GAME BESTS

**Career Highs:** **Tackles:** 1 vs. Nevada (11/18/17), at San José State (11/4/17), vs. Fresno State (10/21/17).

## Chaney's Career Statistics

Season	GP	GS	UA	A	TT	TFL	Sk	Int.	PBU	FF	FR
2017	6	0	0	3	3	0.0	0.0	0	0	0	0
<b>Career</b>	<b>6</b>	<b>0</b>	<b>0</b>	<b>3</b>	<b>3</b>	<b>0.0</b>	<b>0.0</b>	<b>0</b>	<b>0</b>	<b>0</b>	<b>0</b>

AZTEC FOOTBALL MEDIA GUIDE



## 10 → Christian Chapman



- ◆ Quarterback
- ◆ Senior - 3 Letters, 6-0, 200
- ◆ Carlsbad, Calif.
- ◆ Carlsbad High

Is SDSU's all-time leader in DI winning percentage (.793) and wins (23, tied) as a starting quarterback.

### ◆ 2015 MW Championship Game Most Valuable Offensive Player

### At A Glance

► Is 23-6 as the starting quarterback at SDSU, including a 4-1 mark in postseason play (MW championship/bowl games).

► Has the 17th-best pass efficiency rating (147.0) in the country since his first collegiate start on Dec. 5, 2015 (min. 500 attempts).

► Has nine career games with multiple touchdown passes and has never thrown more than one interception in a game.

► Led the Mountain West last year in touchdown-to-interception ratio (3.3, T-27th nationally) and was second in interception percentage (1.6, 21st nationally).

► At one point last year, went 167 pass attempts without throwing an interception, a stretch that spanned 33 quarters.

► Was named the most valuable offensive player in SDSU's 27-24 win over Air Force in the 2015 Mountain West Championship game in his first career collegiate start, going 9-for-14 for 203 yards and throwing his first career touchdown pass.

► His 209.66 pass efficiency rating in the 2015 MW Championship game was the second-highest mark in SDSU's Division I history (since 1969) among quarterbacks making their Aztec debut (Kevin McKechnie, 291.82 vs. Navy on Sept. 5, 1997).

Mobile, accurate quarterback with a quick release ... Has started the last 29 games, including five postseason contests ... Is 23-6 as a starting quarterback, winning both the 2015 and 2016 MW Championship game and the 2015 Hawai'i Bowl and 2016 Las Vegas Bowl ... In five career postseason appearances (MW championships and bowl games), is 4-1 and has completed 39 of 62 attempts (62.9 pct.) for 554 yards and three

touchdowns against two interceptions for a 147.48 pass efficiency rating ... All-time SDSU Division I era (since 1969) ranks (min. 15 starts): first in quarterback winning percentage (.793), tied for first in QB victories (23) and fifth in pass efficiency rating (144.2)

... Has nine career games with multiple touchdown passes and has never thrown more than one interception in a game ... Among active FBS quarterbacks, ranks fourth in winning percentage (.793, min. 15 att.) and fifth in victories (23) ... Has four second-half come-from-behind wins, tied with David Lowery and Mark Halda for the fourth most in SDSU's Division I era (since 1969) ... His 29 consecutive starts at quarterback are the program's most since Ryan Lindley started a school-record 44 straight from Oct. 18, 2008-Dec. 17, 2011 ... For his career, has 35 touchdown passes against 11 interceptions.

### JUNIOR SEASON (2017)

Was named a Johnny Unitas Golden Arm Candidate, which goes out to the quarterback with the most accomplishments on and off the field ... Was 146-for-243 on the season for 1,873 yards and 13 touchdowns against four interceptions, the first which came on a Hail Mary with time expiring in the first half against UC Davis in the opener and the second in the fourth quarter in the ninth game of the season at Hawai'i ... Went 33 quarters in between his first and second interception (167 pass attempts), while throwing eight touchdown passes over that span ... Owned a 60.1 completion percentage and a 139.13 pass efficiency rating ... Among the MW leaders, ranked first in touchdown-to-interception ratio (3.3, T-27th nationally), second in interception percentage (1.6, 21st nationally), third in pass efficiency rating (139.13, 46th nationally), fourth in touchdown percentage (5.3) and yards per completion (12.83, 47th nationally), fifth in yards per attempt (7.71, 35th nationally), sixth in yards (1,873), and seventh in touchdowns (13), completions (146), attempts (243) and completion percentage (60.1) ... His pass efficiency rating by half: 1st - 130.1, 2nd - 153.9 ... His pass efficiency rating when winning: 136.1 - and when trailing: 147.8 ... His

## Chapman's Career Game-By-Game

### FRESHMAN SEASON - 2015 GAME-BY-GAME

Date	Opponent	GP	GS	Att.	Cmp.	Pct.	Int.	TD	Yds.	Rtg.
S.5	San Diego	1	0	2	2	100.0	0	0	39	263.80
S.12	at California	1	0	13	4	30.8	1	0	37	39.29
S.19	South Alabama	--- Did Not Play ---								
S.26	at Penn State	--- Did Not Play ---								
O.3	Fresno State*	--- Did Not Play ---								
O.10	at Hawai'i*	--- Did Not Play ---								
O.17	at San José State*	--- Did Not Play ---								
O.23	Utah State*	1	0	0	0	0.00	0	0	0	0.00
O.31	at Colorado State*	1	0	0	0	0.00	0	0	0	0.00
N.14	Wyoming*	1	0	0	0	0.00	0	0	0	0.00
N.21	at UNLV*	1	0	0	0	0.00	0	0	0	0.00
N.28	Nevada*	1	0	9	6	66.67	0	0	44	107.73
D.5	Air Force**	1	1	14	9	64.29	0	1	203	209.66
D.24	vs. Cincinnati%	1	1	11	8	72.73	0	1	113	189.02
<b>2015 SEASON TOTALS</b>		<b>9</b>	<b>2</b>	<b>49</b>	<b>29</b>	<b>59.18</b>	<b>1</b>	<b>2</b>	<b>436</b>	<b>143.31</b>

### SOPHOMORE SEASON - 2016 GAME-BY-GAME

Date	Opponent	GP	GS	Att.	Cmp.	Pct.	Int.	TD	Yds.	Rtg.
S.3	New Hampshire	1	1	25	16	64.00	0	2	283	185.49
S.10	California	1	1	23	14	60.87	1	1	129	113.63
S.17	at Northern Illinois	1	1	19	11	57.89	1	3	126	155.18
O.1	at South Alabama	1	1	22	13	59.09	0	1	159	134.80
O.8	UNLV*	1	1	20	15	75.00	0	1	215	181.80
O.14	at Fresno State*	1	1	12	7	58.33	0	0	72	108.73
O.21	San José State*	1	1	18	13	72.22	1	1	167	157.38
O.28	at Utah State*	1	1	9	4	44.44	0	1	14	94.18
N.5	Hawai'i*	1	1	15	7	46.67	1	3	76	141.89
N.12	at Nevada*	1	1	16	11	68.75	0	2	146	186.65
N.19	at Wyoming*	1	1	26	15	57.69	0	2	211	151.25
N.26	Colorado State*	1	1	19	11	57.89	1	2	183	163.01
D.3	at Wyoming@	1	1	13	6	46.15	1	0	85	85.69
D.17	vs. Houston^	1	1	14	10	71.43	0	1	128	171.80
<b>2016 SEASON TOTALS</b>		<b>14</b>	<b>14</b>	<b>251</b>	<b>153</b>	<b>60.96</b>	<b>6</b>	<b>20</b>	<b>1,994</b>	<b>149.20</b>

### JUNIOR SEASON - 2017 GAME-BY-GAME

Date	Opponent	GP	GS	Att.	Cmp.	Pct.	Int.	TD	Yds.	Rtg.
S.2	UC Davis	1	1	21	16	76.19	1	2	220	186.10
S.9	at Arizona State	1	1	18	9	50.00	0	1	73	102.40
S.16	No. 19/19 Stanford	1	1	29	21	72.41	0	1	187	137.96
S.23	at Air Force*	1	1	16	10	62.50	0	1	180	177.62
S.30	Northern Illinois	1	1	19	10	52.63	0	2	136	147.49
O.7	at UNLV*	1	1	24	14	58.33	0	0	172	118.53
O.14	Boise State*	1	1	27	12	44.44	0	1	240	131.33
O.21	Fresno State*	1	1	20	10	50.00	0	0	77	82.34
O.28	at Hawai'i*	1	1	11	5	45.45	1	1	83	120.65
N.4	at San José State*	1	1	5	4	80.00	0	1	77	275.36
N.18	Nevada*	1	1	23	15	65.22	0	1	205	154.43
N.24	New Mexico*	1	1	20	10	50.00	1	2	198	167.77
D.23	vs. Army West Point+	1	1	10	6	60.00	1	0	25	61.00
<b>2017 SEASON TOTALS</b>		<b>13</b>	<b>13</b>	<b>243</b>	<b>146</b>	<b>60.08</b>	<b>4</b>	<b>13</b>	<b>1,873</b>	<b>139.19</b>

Bold indicates season high. \* - Mountain West game. \*\* - 2015 Sports Authority Mountain West Championship (Qualcomm Stadium; San Diego, Calif.). % - 2015 Hawai'i Bowl (Aloha Stadium; Honolulu, Hawaii). @ - 2016 Mountain West Championship (War Memorial Stadium; Laramie, Wyo.). ^ - 2016 Las Vegas Bowl (Sam Boyd Stadium; Las Vegas, Nev.). + - 2017 Lockheed Martin Armed Forces Bowl (Amon Carter Stadium; Fort Worth, Texas).

pass efficiency rating when the score is within three points in the fourth quarter: 350.5 (4-for-4, 80 yards, 1 TD, 0 INT) - and within seven points in the fourth quarter: 173.6 (11-for-16, 146 yards, 2 TD, 1 INT) ...

If you take away the 29 times was sacked in 2017 (for 193 yards), he rushed 43 times for 162 yards (3.8 avg.) with a touchdown ... Was 16-for-21 for 220 yards and two touchdowns against one interception in the opener



## Christian Chapman - Inside The Numbers

### MOST CONSECUTIVE GAMES WITH FEWER THAN 2 INT AS STARTING QB / ACTIVE FBS PLAYERS

Rk.	Name	Team	Games
1.	► Christian Chapman	San Diego State	29
2.	Jalen Hurts	Alabama	17
3.	Arion Worthman	Air Force	15
4.	J'mar Smith	Louisiana Tech	14
5.	Jake Browning	Washington	13
	A.J. Erdely	UAB	13
	Nate Stanley	Iowa	13

### MOST CONSECUTIVE GAMES WITH FEWER THAN 2 INT AS STARTING QB / FBS SINCE 1996

Rk.	Name	Team	Years of Streak	Games
1.	Keenan Reynolds	Navy	2012-15	45
2.	► Christian Chapman	San Diego State	2015-active	29
3.	Cody Kessler	USC	2013-15	26
	Wes Lunt	Illinois	2014-16	26
5.	Danny Etling	Purdue/LSU	2014-17	25
	Kent Myers	Utah State	2014-16	25

### HIGHEST WINNING PCT. AS STARTING QB (MIN. 15 GS) / ACTIVE FBS PLAYERS

Rk.	Name	Team	W-L	Pct.
1.	Jalen Hurts	Alabama	26-2	.929
2.	Alex Hornibrook	Wisconsin	20-3	.870
3.	Trace McSorley	Penn State	22-5	.815
4.	► Christian Chapman	San Diego State	23-6	.793
5.	Will Grier	Florida/West Virginia	12-4	.750
	Brett Rypien	Boise State	27-9	.750

### MOST VICTORIES AS STARTING QUARTERBACK / ACTIVE FBS PLAYERS

Rk.	Name	Team	Wins
1.	Jake Browning	Washington	29
2.	Brett Rypien	Boise State	27
2.	Clayton Thorson	Northwestern	27
4.	Jalen Hurts	Alabama	26
5.	► Christian Chapman	San Diego State	23

### MOST CAREER VICTORIES BY A QB IN SDSU HISTORY / DI HISTORY

Rk.	DI Rk.	Name	Years	Wins
1.	1.	► Christian Chapman	2015-16-17	23
1.	1.	Ryan Lindley	2008-09-10-11	23
3.	3.	Todd Santos	1984-85-86-87	22
4.	-	Dennis Shaw	1968-69	20
5.	4.	Billy Blanton	1993-94-95-96	18
6.	5.	Brian Sipe	1969-70-71	15

### HIGHEST WINNING PERCENTAGE BY A QB IN SDSU HISTORY / DI HISTORY

Rk.	DI Rk.	Name	Years	W-L-T	Pct.
1.	-	Dennis Shaw	1968-69	20-0-1	.976
2.	1.	► Christian Chapman	2015-16-17	23-6-0	.793
3.	2.	Craig Penrose	1974-75	14-5-1	.725
4.	3.	Brian Sipe	1969-70-71	15-7-0	.682
5.	4.	Billy Blanton	1993-94-95-96	18-10-0	.643
6.	5.	Quinn Kaehler	2013-14	14-8-0	.636

### HIGHEST PASS EFFICIENCY RATING IN SDSU HISTORY / DI HISTORY

Rk.	DI Rk.	Name	Years	Pass Eff. Rating
1.	1.	Billy Blanton	1993-94-95-96	157.1
2.	-	Dennis Shaw	1968-69	154.7
3.	-	Rod Dowhower	1963-64	152.9
4.	-	Don Horn	1965-66	144.9
5.	2.	► Christian Chapman	2015-16-17	144.2
6.	3.	Tim Gutierrez	1992-93-94	144.1
7.	4.	Dan McGwire	1989-90	140.2
8.	5.	Joe Davis	1976-77	139.9

against UC Davis ... The interception came on a Hail Mary with the clock winding down in the first half ... The 16 completions tied a then career high as he found nine different receivers in the game ... Was 9-for-18 for 73 yards and a touchdown pass at Arizona State without throwing an interception ... Completed 21 of his 29 pass attempts for 187 yards, one touchdown and zero interceptions against No. 19/19 Stanford ... Ended up with career highs in completions (21, previous high was 16) and attempts (29, previous high was 25) ... Led SDSU to the win on a game-winning drive that started with 6:15 left and used up 5:21 of clock ... Numbers on the game-winning drive: 4-for-5 (4 of last 4), 47 yards, one touchdown, three different receivers, 224.96 pass efficiency rating ... Was 10-for-16 for 180 yards and a touchdown without throwing an interception at Air Force ... Recorded his fourth second-half comeback victory, tied with David Lowery and Mark Halda for fourth in SDSU's Division I era (since 1969) ... Found David Wells with a 28-yard touchdown pass in the fourth quarter to put SDSU up, 21-17 ... Completed 10 of 19 passes for 136 yards and two touchdowns vs. Northern Illinois ... Was his eighth career game with multiple touchdown passes ... Was 14-for-23 for 172 yards, while rushing three times for eight yards and a touchdown at UNLV ... Scored his first career rushing touchdown ... Was 12-for-27 for a season-high 240 yards and a touchdown against Boise State ... Threw an 89-yard touchdown pass to Fred Trevillion, the fourth-longest passing play in SDSU history and the longest since a 90-yard pass by Ryan Lindley to Vincent Brown vs. No. 25 Utah on Nov. 20, 2010, and tied for the eighth longest in FBS play in 2017 ... Also rushed a career-high 14 times for 26 yards ... Was 10 of 20 passing for 77 yards with no touchdowns (or interceptions) against Fresno State ... Was 5-for-11 for 83 yards and a touchdown at Hawai'i, while also throwing an interception ... Threw an interception in the fourth quarter, his first since the final play of the first half against UC Davis on a Hail Mary attempt ... The interception snapped his streak of 167 passes without a pick, which was just 11 shy of Dan McGwire's school record of 178 set in 1990 ... Was 4-for-5 for 77 yards and a touchdown at San José State without throwing an interception ... Was 15-for-23 for 205 yards and a touchdown without throwing an interception once again against Nevada ... Threw a pass to nine different receivers ... Also added a 9-yard rush ... Was 14-for-21 for 198 yards, two touchdowns and an interception against New Mexico ... Improved to 23-5 as the starting quarterback over his career ... The 23 victories tied Ryan Lindley (2008-09-10-11) for the most in SDSU's Division I history (since 1969) ... With his performance vs. UNM, he recorded his ninth multiple touchdown game (he has never thrown more than

one interception in a game) ... Threw his 12th and 13th touchdown passes of the season, giving him 35 for his career ... Was 6-for-10 for 25 yards with an interception and no touchdowns against Army West Point in the Armed Forces Bowl.

### SOPHOMORE SEASON (2016)

Racked up numerous superlatives, including being named a "Other Quarterbacks to Watch" by *Athlon Sports'* Steven Lassan, a "Top 25 MW Player to Watch" by the *Orlando Sentinel's* Matt Murschel, "SDSU's Key Player to a Successful Season" by *Campus Insiders'* Pete Fiutak, a "Group of 5 Wild Card Players" by *Athlon Sports'* J.P. Scott and a "SDSU Player to Watch" by *Lindy's Sports* ... Was 153-for-251 (61.0 pct.) for 1,994 yards and 20 touchdowns with just six interceptions, owning a 149.20 pass efficiency rating ... His 61.0 completion percentage was the third best by an Aztec since 1996 ... (Min. 180 attempts), ranked second in the MW in pass touchdown percentage (11th nationally, 8.0) and touchdown-to-interception percentage (T-23rd nationally, 3.33), third in pass efficiency rating (24th nationally, 149.20) and pass touchdowns (T-45th nationally, 20), fourth in yards per attempt (35th nationally, 7.94), yards per completion (41st nationally, 13.03) and completion percentage (49th nationally, 61.0), and interception percentage (58th nationally, 2.4) ... If you take away the 28 times that he was sacked for 159 yards, he ended up rushing 43 times for 222 yards (5.2 avg.) ... Had multiple touchdown passes in six games ... Had a solid opener vs. New Hampshire in just his third career start, completing 16 of 25 passes for a career-high 283 yards and a career-best two touchdowns ... His 283 yards were the most by an Aztec since Quinn Kaehler had 326 vs. Air Force on Nov. 21, 2014 ... Threw an 86-yard pass to Mikah Holder in the first quarter, then tied for the seventh-longest pass in program history ... Also rushed six times for 7 yards (4.5 avg.) ... Was 14-for-23 for 129 yards, a touchdown and an interception against California ... The interception stopped numerous streaks, including 87 passes by Chapman without an interception, 254 pass attempts by SDSU without an interception and 404 snaps without a turnover ... Was 11-for-19 with a career-high three touchdowns and 126 yards in his fifth career start ... Became the first Aztec with three touchdown passes in a game since Maxwell Smith threw three vs. Wyoming on Nov. 14, 2015 ... All three scores came in the first half as SDSU raced out to a 28-7 lead ... Completed 13 of 22 passes for 159 yards and a touchdown at South Alabama ... Was 15-for-20 for 215 yards and one touchdown without throwing a pick against UNLV ... Connected on a career-high 75 percent of his passing attempts (min. 5 att.) ... It was his seventh straight game with at least one passing touchdown

# Aztec Players



EIGHT STRAIGHT BOWL GAME APPEARANCES ► 21 CONFERENCE CHAMPIONSHIPS

... Was only called on to pass 12 times at Fresno State, completing seven passes for 72 yards ... Also rushed six times for 26 yards (4.3 avg.) with a long of 13 yards ... Was 13-for-18 (72.2 pct.) for 167 yards and a touchdown pass in a start vs. San José State ... Threw an interception for the first time in 82 passes (81 passes in between picks) ... Also rushed five times for a season-high 31 yards (6.2 avg.) with a long of 13 yards ... Completed 4 of 9 attempts for 14 yards and a touchdown at Utah State ... The 14 yards were the fewest thrown in a game in SDSU's Division I history (since 1969) ... Also ran three times for six yards, including a long run of 10 yards ... Had a good game against Hawai'i, going 7-for-15 for 76 yards and three touchdowns with one interception ... The three touchdown passes tied a career high (also at Northern Illinois) ... Was 11-for-16 for 146 yards and two touchdowns with zero interceptions at Nevada ... Posted a season-high pass efficiency rating of 186.65) ... Finished 15-for-26 for 211 yards and two touchdowns without throwing an interception at Wyoming ... Lost for just the second time in 13 games (11-2) as the starting quarterback ... Was 11-for-19 for 183 yards and two touchdowns with one interception at Colorado State ... Threw multiple touchdown passes for the fourth straight game and sixth time of his career (all this season) ... Finished 6-for-13 for 85 yards and an interception at Wyoming in the MW Championship game ... Added nine rushes for 17 yards ... Was 10-for-14 for 128 yards and a touchdown without throwing an interception against Houston in the Las Vegas Bowl ... Improved to 13-3 as the starting quarterback and 4-0 in postseason games (2-0 in MW championships, 2-0 in bowl games) ... Of Chapman's 10 completions, six went for first down and one went for a touchdown ... On first down, Chapman was 5-for-5 for 83 yards and a touchdown ... Finished with a pass efficiency rating of 171.8, making SDSU 6-0 in 2016 when owning a rating of 165 or better ... Threw his 20th touchdown pass of the season and 22nd of his career.

## FRESHMAN SEASON (2015)

Played in nine games, including each of the final seven contests, with two starts ... Started the final two games with starter Maxwell Smith out with an injury and both were wins ... Completed 29 of 49 passes (59.2 pct.) for 436 yards, two touchdowns and an interception for a passing efficiency

of 143.31 ... Also rushed 16 times for 72 yards (4.5 avg.) with a long run of 13 yards ... Logged his first career collegiate snaps against San Diego, going 2-for-2 for 39 yards with a 263.80 pass efficiency rating ... Had a long of 32 yards to Rashaad Penny ... Came off the bench at California and was 4-for-13 for 37 yards and an interception ... Had a long of 20 yards ... Did not play in the next five games (vs. South Alabama, at Penn State, vs. Fresno State, at Hawai'i and at San José State) ... Came in late to play against Utah State without recording a stat ... Also played at Colorado State, but did not throw a pass ... Logged late snaps against Wyoming without attempting a pass ... Played for a fourth straight game at UNLV, but did not attempt a pass ... Played significant time against Nevada with starting quarterback Maxwell Smith going down with a torn ACL early in the first quarter ... Finished 6-for-9 (66.7 pct.) for 44 yards, with a long of 21 yards ... Also added 29 rushing yards on four attempts (7.2 avg.) ... Was 9-for-14 for 203 yards and threw his first career touchdown pass in his first career start without throwing an interception against Air Force in the Mountain West Championship ... Was named the game's offensive most valuable player ... Set career highs in completions (9), pass attempts (14), yards (203), touchdowns (1) and pass efficiency rating (209.7, min. 12 attempts) ... The 209.7 pass efficiency rating was the second-highest mark in SDSU's Division I history among quarterbacks making their Aztec debut (Kevin McKechnie, 291.82 vs. Navy on Sept. 5, 1997) ... The 203 passing yards were the most by an Aztec on the season and the most since Quinn Kaehler threw for 326 vs. Air Force on Nov. 21, 2014 ... Also added a career-best 32 rushing yards on a career-high six attempts (5.3 avg.) ... Had a career-long 48-yard pass ... Was 8-for-11 (72.7 pct.) for 113 yards and a touchdown vs. Cincinnati in the Hawai'i Bowl in his second career start ... Touchdown pass was a 33-yarder to Donnel Pumphrey ... Also rushed five times for 20 yards (4.0 avg.).

## REDSHIRT SEASON (2014)

Was on the travel roster the entire season ... Was listed as the backup for two games with starting quarterback Quinn Kaehler hurting his throwing shoulder, but did not see any action ... Ended up redshirting.



## HIGH SCHOOL

A three-year letterwinner at Carlsbad High School in nearby Carlsbad, Calif. ... A two-time first-team all-Avocado League selection ... Earned second-team all-North County honors ... Was the team's offensive MVP ... Completed 132-of-219 attempts (60.3 percent) for 1,986 yards and 23 touchdowns as a senior ... Also rushed for 194 yards on 46 attempts ... As a junior, passed for 1,899 yards and 18 touchdowns for the Lancers ... Was a three-star recruit by *Rivals.com*, *Scout.com* and *ESPN.com*, and a two-star recruit by *247sports.com* ... Was rated as the 39th-best quarterback by ESPN and the 73rd best by Scout ... Received a scout grade of 76 by ESPN and 247sports.

## SINGLE-GAME BESTS

**Career Highs:** **Attempts:** 29 vs. No. 19/19 Stanford (9/16/17); **Completions:** 21 vs. No. 19/19 Stanford (9/16/17); **Passing Yards:** 283 vs. New Hampshire (9/3/16); **Passing Touchdowns:** 3 vs. Hawai'i (11/5/16), at Northern Illinois (9/17/16); **Long Pass:** 89 vs. Boise State (10/14/17); **Completion Pct. (min. 12 att.):** 76.19 (16-for-21) vs. UC Davis (9/2/17); **Efficiency Rating (min. 12 att.):** 209.66 vs. Air Force (12/5/15); **Carries:** 14 vs. Boise State (10/14/17); **Rushing Yards:** 32 vs. Air Force (12/5/15); **Rushing Touchdowns:** 1 at UNLV (10/7/17); **Long Rush:** 26 at UNLV (10/7/17).

## PERSONAL

Christian Chapman was born Oct. 1, 1995, in Las Vegas, Nev. ... Son of Craig Chapman ... Chose SDSU over offers from Arkansas State, Brigham Young, Colorado State, SMU and Washington State ... Is majoring in interdisciplinary studies.

## Chapman's Career Statistics

Season	GP	GS	Passing				Int.	TD	Yds.	Rtg.	Rushing		
			Att.	Cmp.	Pct.	Yds.					Att.	Yds.	TD
2015	9	2	49	29	59.2	1	2	436	143.31	16	72	0	
2016	14	14	251	153	61.0	6	20	1,994	149.20	71	63	0	
2017	13	13	243	146	60.1	4	13	1,873	139.19	72	-31	1	
<b>Career</b>	<b>36</b>	<b>29</b>	<b>543</b>	<b>328</b>	<b>60.4</b>	<b>11</b>	<b>35</b>	<b>4,303</b>	<b>144.19</b>	<b>159</b>	<b>104</b>	<b>1</b>	



## 68 → Myles Cheatum



- ◆ Defensive Line
- ◆ Junior - 1 Letter, 6-2, 270
- ◆ Cedar Park, Texas
- ◆ Cedar Park High

One of 10 players on the team from the state of Texas.

### At A Glance

► Started the first eight games of the 2017 season, recording 15 tackles (10 solo), three tackles for loss, two sacks and a forced fumble before a foot injury hampered him for the rest of the season.

► Earned his first career start in the 2017 opener against UC Davis despite playing in just five games as a freshman in 2016.

Athletic defensive linemen who continues to improve his technique ... Battled a foot injury late in the 2017 season after starting the first eight games of the year ... Is listed second on the depth chart behind Chibu Onyekwu heading into the season.

### SOPHOMORE SEASON (2017)

Logged a start in the first eight games, missing the game at Hawai'i with a foot injury ... Returned to play off the bench in three of the final four games with the lingering injury ... Had 18 tackles (13 solo), including three tackles for loss for 12 yards, two sacks for

nine yards, a forced fumble and four quarterback hurries ... Started for the first time of his career in just his sixth career game against UC Davis in the opener, recording one solo tackle ... Started again at Arizona State and came up with four tackles (three solo), including two tackles for loss, a sack, a forced fumble and a quarterback hurry ... The sack, TFL and forced fumble were both the first of his career ... Made an assisted stop in a start vs. No. 19/19 Stanford ... Registered a career-high six tackles (three solo) and two quarterback hurries at Air Force ... Did not record a stat in a start vs. Northern Illinois. ... Had another solid outing at UNLV, coming up with two solo tackles, including a 7-yard sack and tackle for loss ... Did not find the stat sheet in a start against Boise State ... Had two solo tackles in a start against Fresno State ... Did not travel to Hawai'i because of a foot injury ... Did not record a stat in playing time at San José State ... Finished with a solo stop in a reserve role against Nevada ... Missed the New Mexico game (injury) ... Had a solo stop off the bench against Army West Point in the Armed Forces Bowl.



### Cheatum's Career Statistics

Season	GP	GS	UA	A	TT	TFL	Sk	Int.	PBU	FF	FR
2016	5	0	3	1	4	0.0	0.0	0	0	0	0
2017	11	8	13	5	18	3.0	2.0	0	0	1	0
Career	16	8	16	6	22	3.0	2.0	0	0	1	0

### Cheatum's Career Game-By-Game

#### FRESHMAN SEASON - 2016 GAME-BY-GAME

Date	Opponent	GP	GS	UA	A	TT	TFL	Sk.	Int.	PBU	FF	FR
S.3	New Hampshire	1	0	1	0	1	0.0	0.0	0	0	0	0
S.10	California	--- Did Not Play ---										
S.17	at Northern Illinois	--- Did Not Play ---										
O.1	at South Alabama	--- Did Not Play ---										
O.8	UNLV*	1	0	0	0	0	0.0	0.0	0	0	0	0
O.14	at Fresno State*	--- Did Not Play ---										
O.21	San José State*	1	0	1	0	1	0.0	0.0	0	0	0	0
O.28	at Utah State*	1	0	0	0	0	0.0	0.0	0	0	0	0
N.5	Hawai'i*	1	0	1	1	2	0.0	0.0	0	0	0	0
N.12	at Nevada*	--- Did Not Play ---										
N.19	at Wyoming*	--- Did Not Play ---										
N.26	Colorado State*	--- Did Not Play ---										
D.3	at Wyoming@	--- Did Not Play ---										
D.17	vs. Houston^	--- Did Not Play ---										
<b>2016 SEASON TOTALS</b>		<b>5</b>	<b>0</b>	<b>3</b>	<b>1</b>	<b>4</b>	<b>0.0</b>	<b>0.0</b>	<b>0</b>	<b>0</b>	<b>0</b>	<b>0</b>

#### SOPHOMORE SEASON - 2017 GAME-BY-GAME

Date	Opponent	GP	GS	UA	A	TT	TFL	Sk.	Int.	PBU	FF	FR
S.2	UC Davis	1	1	1	0	1	0.0	0.0	0	0	0	0
S.9	at Arizona State	1	1	2	1	3	2.0	1.0	0	0	1	0
S.16	No. 19/19 Stanford	1	1	0	1	1	0.0	0.0	0	0	0	0
S.23	at Air Force*	1	1	3	3	6	0.0	0.0	0	0	0	0
S.30	Northern Illinois	1	1	0	0	0	0.0	0.0	0	0	0	0
O.7	at UNLV*	1	1	2	0	2	1.0	1.0	0	0	0	0
O.14	Boise State*	1	1	0	0	0	0.0	0.0	0	0	0	0
O.21	Fresno State*	1	1	2	0	2	0.0	0.0	0	0	0	0
O.28	at Hawai'i*	--- Did Not Play - Injured ---										
N.4	at San José State*	1	0	0	0	0	0.0	0.0	0	0	0	0
N.18	Nevada*	1	0	1	0	1	0.0	0.0	0	0	0	0
N.24	New Mexico*	--- Did Not Play - Injured ---										
D.23	vs. Army West Point+	1	0	1	0	1	0.0	0.0	0	0	0	0
<b>2017 SEASON TOTALS</b>		<b>11</b>	<b>8</b>	<b>13</b>	<b>5</b>	<b>18</b>	<b>3.0</b>	<b>2.0</b>	<b>0</b>	<b>0</b>	<b>1</b>	<b>0</b>

*Bold indicates season high. \* - Mountain West game. @ - 2016 Mountain West Championship (War Memorial Stadium; Laramie, Wyo.). ^ - 2016 Las Vegas Bowl (Sam Boyd Stadium; Las Vegas, Nev.). + - 2017 Lockheed Martin Armed Forces Bowl (Amon Carter Stadium; Fort Worth, Texas).*

### FRESHMAN SEASON (2016)

Appeared in five games over the season off the bench, recording four tackles (three solo) ... Made his first career tackle, a solo stop, in the opener against New Hampshire ... Recorded one solo tackle vs. San José State ... Had a career-high two tackles (one solo) vs. Hawai'i ... Other games played came against UNLV and at Utah State.

### REDSHIRT SEASON (2015)

Redshirted his first season at SDSU.

### HIGH SCHOOL

A three-year varsity letterwinner at Cedar Park High, where he led the Timberwolves to a combined 37-8 record, according to MaxPreps ... Recorded 10 tackles for loss as a senior, leading the Timberwolves to a 12-4 overall record and a narrow loss in the Conference 5A Division 2 championship game ... Also rushed for 113 yards and eight touchdowns, and added 13 receptions for 223 yards and two scores on offense in 2014 ... A two-time all-District 25 selection ... A

two-star recruit by Rivals, Scout and 247sports ... Earned a 75 grade by 247sports ... Also lettered in basketball in high school.

### PERSONAL

Myles Alexander Cheatum was born March 4, 1997, in Athens, Greece ... Son of Myles and Phyllis Cheatum ... Chose San Diego State over offers from Fresno State, Louisiana Tech, North Texas and Texas State (according to Rivals) ... Also drew interest from Louisiana-Monroe, Texas Tech and UTSA ... Is majoring in interdisciplinary studies.

### SINGLE-GAME BESTS

**Career Highs:** Tackles: 6 at Air Force (9/23/17); Tackles For Loss: 2.0 at Arizona State (9/9/17); Sacks: 1.0 at UNLV (10/7/17), at Arizona State (9/9/17); Forced Fumbles: 1 at Arizona State (9/9/17).



## 10 → Jeff Clay



- ◆ Cornerback
- ◆ Junior - 2 Letters, 6-0, 195
- ◆ Lancaster, Calif.
- ◆ Antelope Valley High

Has played in all 27 games each of the last two years on special teams, posting 17 tackles.

### ◆ 2015 SDSU Special Teams Scout Team Player of the Year

Smart player who will look to see action on the defensive side of the ball now in his fourth season with the program ... Moved from safety to cornerback in 2017 and is now slated to backup Ron Smith at left cornerback heading into 2018 ... Also a standout special teams player.

### SOPHOMORE SEASON (2017)

Played in all 13 games, making seven tackles on special teams ... Tied for second on the team in both special teams tackles (7) and kickoff return tackles (6) ... Did not record a stat in the first two games vs. UC Davis and at Arizona State ... Registered two solo tackles vs. No. 19/19 Stanford ... Played without recording a start at Air Force ... Had two tackles (one solo) vs. Northern Illinois ... Added tackles in each of the next two games - at UNLV and vs. Boise State ... Did not find the stat sheet in each of the next five games ... Registered a solo tackle against Army West Point in the Armed Forces Bowl.

### FRESHMAN SEASON (2016)

Played in all 14 games on the season, registering 10 tackles, including six solo ... Nine

of his 10 stops came on special teams ... Tied for second on the team in kickoff return tackles (8) and tied for third in special teams tackles (9) ... Did not record a stat in the first four games of the season ... Had first career tackles (both solo) against UNLV ... Had a career-high three stops (all assisted) the following game at Fresno State ... Had solo stops in four consecutive games vs. San José State, at Utah State, vs. Hawai'i and at Nevada ... Did not make the stat sheet in back-to-back games at Wyoming and vs. Colorado State ... Had an assisted tackle at Wyoming in the Mountain West Championship ... Did not register a stat vs. Houston in the Las Vegas Bowl.

### REDSHIRT SEASON (2015)

Utilized his redshirt season, where he was named the team's special teams scout team player of the year.

### HIGH SCHOOL

Did a little bit of everything at Antelope Valley High in Lancaster, Calif., as a senior, leading the team in passing yards (567), passing touchdowns (3), rushing attempts (133), rushing yards (1,374), rushing touchdowns (22), 100-yard rushing games (8), total yards (2,005) and all-purpose yards (1,580), while

## Clay's Career Game-By-Game

### FRESHMAN SEASON - 2016 GAME-BY-GAME

Date	Opponent	GP	GS	UA	A	TT	TFL	Sk.	Int.	PBU	FF	FR
S.3	New Hampshire	1	0	0	0	0	0.0	0.0	0	0	0	0
S.10	California	1	0	0	0	0	0.0	0.0	0	0	0	0
S.17	at Northern Illinois	1	0	0	0	0	0.0	0.0	0	0	0	0
O.1	at South Alabama	1	0	0	0	0	0.0	0.0	0	0	0	0
O.8	UNLV*	1	0	2	0	2	0.0	0.0	0	0	0	0
O.14	at Fresno State*	1	0	0	3	3	0.0	0.0	0	0	0	0
O.21	San José State*	1	0	1	0	1	0.0	0.0	0	0	0	0
O.28	at Utah State*	1	0	1	0	1	0.0	0.0	0	0	0	0
N.5	Hawai'i*	1	0	1	0	1	0.0	0.0	0	0	0	0
N.12	at Nevada*	1	0	1	0	1	0.0	0.0	0	0	0	0
N.19	at Wyoming*	1	0	0	0	0	0.0	0.0	0	0	0	0
N.26	Colorado State*	1	0	0	0	0	0.0	0.0	0	0	0	0
D.3	at Wyoming@	1	0	0	1	1	0.0	0.0	0	0	0	0
D.17	vs. Houston^	1	0	0	0	0	0.0	0.0	0	0	0	0
<b>2016 SEASON TOTALS</b>		<b>14</b>	<b>0</b>	<b>6</b>	<b>4</b>	<b>10</b>	<b>0.0</b>	<b>0.0</b>	<b>0</b>	<b>0</b>	<b>0</b>	<b>0</b>

### SOPHOMORE SEASON - 2017 GAME-BY-GAME

Date	Opponent	GP	GS	UA	A	TT	TFL	Sk.	Int.	PBU	FF	FR
S.2	UC Davis	1	0	0	0	0	0.0	0.0	0	0	0	0
S.9	at Arizona State	1	0	0	0	0	0.0	0.0	0	0	0	0
S.16	No. 19/19 Stanford	1	0	2	0	2	0.0	0.0	0	0	0	0
S.23	at Air Force*	1	0	0	0	0	0.0	0.0	0	0	0	0
S.30	Northern Illinois	1	0	1	1	2	0.0	0.0	0	0	0	0
O.7	at UNLV*	1	0	0	1	1	0.0	0.0	0	0	0	0
O.14	Boise State*	1	0	1	0	1	0.0	0.0	0	0	0	0
O.21	Fresno State*	1	0	0	0	0	0.0	0.0	0	0	0	0
O.28	at Hawai'i*	1	0	0	0	0	0.0	0.0	0	0	0	0
N.4	at San José State*	1	0	0	0	0	0.0	0.0	0	0	0	0
N.18	Nevada*	1	0	0	0	0	0.0	0.0	0	0	0	0
N.24	New Mexico*	1	0	0	0	0	0.0	0.0	0	0	0	0
D.23	vs. Army West Point+	1	0	1	0	1	0.0	0.0	0	0	0	0
<b>2017 SEASON TOTALS</b>		<b>13</b>	<b>0</b>	<b>5</b>	<b>2</b>	<b>7</b>	<b>0.0</b>	<b>0.0</b>	<b>0</b>	<b>0</b>	<b>0</b>	<b>0</b>

*Bold indicates season high. \* - Mountain West game. @ - 2016 Mountain West Championship (War Memorial Stadium; Laramie, Wyo.). ^ - 2016 Las Vegas Bowl (Sam Boyd Stadium; Las Vegas, Nev.).+ - 2017 Lockheed Martin Armed Forces Bowl (Amon Carter Stadium; Fort Worth, Texas).*

adding 32 tackles, seven sacks, three fumble recoveries, three blocked punts, four receptions and 64 receiving yards ... Earned first-team all-Golden League honors as a quarterback and defensive lineman ... Earned two stars from Rivals (defensive back), Scout (wide receiver) and 247sports (outside linebacker) ... Received a grade of 78 by 247sports ... Also ran track at AVHS.

### PERSONAL

Jeffrey Jermaine Clay Jr., was born Oct. 4, 1996, in Jackson, Miss. ... Son of Jeffrey Clay and Erika Burns ... Is majoring in interdisciplinary studies.

### SINGLE-GAME BESTS

**Career Highs:** Tackles: 3 at Fresno State (10/14/16).

## Clay's Career Statistics

Season	GP	GS	UA	A	TT	TFL	Sk.	Int.	PBU	FF	FR
2016	14	0	6	4	10	0.0	0.0	0	0	0	0
2017	13	0	5	2	7	0.0	0.0	0	0	0	0
<b>Career</b>	<b>27</b>	<b>0</b>	<b>11</b>	<b>6</b>	<b>17</b>	<b>0.0</b>	<b>0.0</b>	<b>0</b>	<b>0</b>	<b>0</b>	<b>0</b>

## 91 → Shane Coleman



- ◆ Tight End
- ◆ Freshman - Redshirt, 6-5, 240
- ◆ Las Flores, Calif.
- ◆ Tesoro High

Athletic tight end who redshirted last year to add bulk and mass to his 6-5 frame ... Can go up and get the ball ... Will look to improve his blocking skills ... Enters 2018 third on the depth chart at tight end behind juniors Parker Houston and Kahale Warring.

### REDSHIRT SEASON (2017)

Redshirted his first season at San Diego State, learning behind two-time all-Mountain West tight end David Wells.

### HIGH SCHOOL

A two-year letterwinner at Tesoro High School in Rancho Santa Margarita, Calif., the same hometown as former Aztec great tight end and current Kansas City Chief Gavin Escobar ... Played wide receiver in high school but is expected to fill out and play tight end at San Diego State ... Had 47 catches for 731 yards (15.6 avg.) with eight touchdowns as a junior ... Was a two-time all-league pick and the offensive player of the year as a senior ... Also was chosen as Tesoro High's offensive player of the year and impact player of the year ... Was a three-

# Aztec Players



EIGHT STRAIGHT BOWL GAME APPEARANCES ► 21 CONFERENCE CHAMPIONSHIPS

star recruit by both Rivals and Scout, and a two-star recruit by 247sports ... Received a grade of 78 by 247sports ... Was ranked as the 14th-best tight end in the 2017 recruiting

class from California ... Also played baseball for the Titans.

## PERSONAL

Shane Michael Coleman was born July 9, 1999, in Laguna Beach, Calif. ... Son of Ken and Monica Coleman ... Chose the Aztecs

over other offers from Air Force, New Mexico, Central Michigan, UNLV, Hawai'i and Montana State ... Is majoring in business administration.

## 85 → Chaz Collins



- ◆ Wide Receiver
- ◆ Junior - Squad, 5-10, 180
- ◆ Pasadena, Calif.
- ◆ Pasadena High/Arizona State

Speedy receiver who will look to stay healthy after battling an injury in his first season at San Diego State last year ... Is fifth on the depth chart at the 'Z' receiver heading into the season.

league honoree, while earning the offensive player award ... According to MaxPreps, registered 52 catches for 691 yards (13.3 avg.) as a senior with five touchdowns ... Also ran track at PHS.

## SOPHOMORE SEASON (2017)

Played in two games in his first season at SDSU ... Had a 3-yard catch ... Logged his first snaps against Northern Illinois, making a 3-yard grab ... Also played statless time at UNLV before missing the rest of the season with an injury.

## PERSONAL

Chaz Edward Averhart-Collins was born Aug. 14, 1997 in Pasadena, Calif. ... Son of Charles and Wanda Collins ... Originally picked Arizona State out of high school over consideration from UCLA, Utah, Oregon State and Eastern Washington ... Is majoring in social science.

## AT ARIZONA STATE (2015-16)

Spent two seasons at Arizona State as a defensive back and wide receiver, redshirting in 2015 and not playing a game in 2016.

## SINGLE-GAME BESTS

**Career Highs:** Receptions: 1 vs. Northern Illinois (9/30/17); Receiving Yards: 3 vs. Northern Illinois (9/30/17); Long Reception: 3 vs. Northern Illinois (9/30/17)

## HIGH SCHOOL

Played at Pasadena High School in Pasadena, Calif. ... Was a first-team all-

## Collins' Career Statistics

Receiving Season	GP	GS	Rec.	Yds.	Avg.	Long	TD	Rec/Gm	Yds/Gm.
2017	2	0	1	3	3.0	3	0	0.5	1.5
Career	2	0	1	3	3.0	3	0	0.5	1.5

## 36 → Ethan Dedeaux



- ◆ Wide Receiver
- ◆ Freshman - Redshirt, 5-9, 185
- ◆ Las Vegas, Nev.
- ◆ Liberty High

even quarterback ... Helped lead Liberty to a 43-11 record over the four years, including a 17-1 mark in league action ... According to MaxPreps, amassed 2,843 receiving yards on 138 catches (20.6 avg.) and 34 touchdowns over his final three seasons, while adding 590 rushing yards on 69 attempts (8.6 avg.) and 14 additional scores ... Best season was his senior year in 2016 when he had 59 catches for 1,162 yards (19.7 ag.) and 15 touchdowns, while rushing for 280 yards and eight touchdowns on 32 carries (8.8 avg.) ... Also was 9-for-10 for 27 yards as a quarterback as a junior in 2015 ... Recorded 110 tackles, 11 interceptions, 28 pass deflections, one forced fumble and a fumble recovery over his four-year career ... Also returned 36 kicks for 1,030 yards (28.6 avg.) and three touchdowns over his career to go along with nine punt returns for 100 yards (11.1 avg.) ... Altogether had 54 touchdowns in 54 games over his career, includ-

ing 23 as a senior ... Was a three-time all-state selection and a three-time all-league pick ... Was a three-star recruit by Rivals (wide receiver) and ESPN (athlete), and a two-star recruit by 247sports and Scout (cornerback) ... 247sports graded him out at 79 ... Received a grade of 71 by ESPN, where he is also rated as the 14th-best recruit in the state of Nevada ... Also ran track at Liberty High School ... Was on the school's dean's list and was a student of the month.

**Pronounced DAY-doh** ... Excellent route-runner with great hands ... Will be expected to log snaps as a receiver and on special teams ... Enters 2018 as the co-starter at 'Z' receiver with Isiah Macklin ... Also is listed as the starting punt returner.

## REDSHIRT SEASON (2017)

Redshirted his first season at SDSU.

## HIGH SCHOOL

Four-year letterwinner at Liberty High School in Las Vegas ... Did a little bit of everything for the Patriots, logging time as a wide receiver, running back, cornerback, safety and

## PERSONAL

Ethan Miles Dedeaux was born Oct. 14, 1998, in West Hills, Calif. ... Son of Jon Dedeaux ... Picked the Aztecs over offers from Hawai'i, UNLV, Idaho, Northern Arizona and Adams State ... Is majoring in communication with an emphasis in liberal arts.

## 79 → Daishawn Dixon



- ◆ Offensive Line
- ◆ Junior - 2 Letters, 6-5, 320
- ◆ San Antonio, Texas
- ◆ William Howard Taft High

Has played in all 27 games the last two years, including starts in all 13 games last season at left guard.

**Pronounced DAY-shawn** ... Big body who is coming off a season where he started all 13 games ... Has good technique and good quickness for an offensive guard ... Is listed as the starter at left guard heading into the 2018 campaign.

## SOPHOMORE SEASON (2017)

Started all 13 games at left guard ... Had the third-most snaps on the team (819), according to Pro Football Focus ... Started the opener for the first time of his career against UC Davis at left guard ... Also started at Arizona State, vs. No. 19/19 Stanford, at Air Force, vs. Northern Illinois, at UNLV, against

## Dixon's Career Game-By-Game

### FRESHMAN SEASON - 2016 G-x-G

Date	Opponent	GP	GS/P
S.3	New Hampshire	1	
S.10	California	1	
S.17	at Northern Illinois	1	
O.1	at South Alabama	1	
O.8	UNLV*	1	
O.14	at Fresno State*	1	
O.21	San José State*	1	





## Dixon's Career Statistics

Season	GP	GS
2016	14	0
2017	13	13
<b>Career</b>	<b>27</b>	<b>13</b>

Boise State, vs. Fresno State, at Hawai'i, at San José State, against Nevada, vs. New Mexico and against Army West Point in the Armed Forces Bowl.

### FRESHMAN SEASON (2016)

Played in all 14 games, mostly on the PAT and field goal unit ... Logged his first career appearance in the opener against New Hampshire ... According to *Pro Football*

*Focus*, logged 34 snaps on the offensive line last year, the second most among backup offensive linemen on the team ... According to the website, had two snaps at South Alabama, seven in back-to-back games at San José State and at Utah State, a season-high 15 vs. Hawai'i and three at Nevada.

### REDSHIRT SEASON (2015)

Redshirted his first year on The Mesa.

### HIGH SCHOOL

Represented the U.S. National Select Team in a 20-15 win over the IFAF World Team on Jan. 31, 2015, at AT&T Stadium in Arlington, Texas ... A first-team all-District selection ... A two-star recruit by *Scout.com* and *Rivals.com* ... A three-year letterwinner at William Howard Taft High School in San Antonio, Texas ... Played basketball as a sophomore.

### PERSONAL

Daishawn Tarik Dixon was born June 19, 1997, in Phoenix, Ariz. ... Son of Chamara Cantrell and stepson of Larry Cantrell, and Rodney Dixon and stepson of Rosa Dixon ... Picked SDSU over an offer from New Mexico State (according to *Rivals*), while also receiving interest from New Mexico, Oklahoma State and UTSA ... Is an interdisciplinary studies major.


O.28	at Utah State*	1
N.5	Hawai'i*	1
N.12	at Nevada*	1
N.19	at Wyoming*	1
N.26	Colorado State*	1
D.3	at Wyoming@	1
D.17	vs. Houston^	1
<b>2016 SEASON TOTALS</b>		<b>14 0</b>

### SOPHOMORE SEASON - 2017 G-x-G

Date	Opponent	GP/GS/POS
S.2	UC Davis	1 LG
S.9	at Arizona State	1 LG
S.16	No. 19/19 Stanford	1 LG
S.23	at Air Force*	1 LG
S.30	Northern Illinois	1 LG
O.7	at UNLV*	1 LG
O.14	Boise State*	1 LG
O.21	Fresno State*	1 LG
O.28	at Hawai'i**	1 LG
N.4	at San José State*	1 LG
N.18	Nevada*	1 LG
N.24	New Mexico*	1 LG
D.23	vs. Army West Point+	1 LG
<b>2017 SEASON TOTALS</b>		<b>13 13</b>

\* - Mountain West game. @ - 2016 Mountain West Championship (War Memorial Stadium; Laramie, Wyo.). ^ - 2016 Las Vegas Bowl (Sam Boyd Stadium; Las Vegas, Nev.). + - 2017 Lockheed Martin Armed Forces Bowl (Amon Carter Stadium; Fort Worth, Texas).

## 35 → Marc Ellis



- ◆ Safety
- ◆ Senior - Squad, 6-0, 190
- ◆ Granite Bay, Calif.
- ◆ Granite Bay High/American River College

Attended the same high school as former Aztec and two-time first-team all-Mountain West linebacker Miles Burris.

Moved over to the defensive side of the ball to work with the safeties last fall after previously working with the wide receivers ... Is

fourth on the depth chart at the Aztec position heading into his final season.

### JUNIOR SEASON (2017)

Did not play in his second season at SDSU.

### REDSHIRT SEASON (2016)

Redshirted his first season at SDSU, working with the wide receivers and as a long snapper ... Traveled to a few road trips as the backup long snapper.

### AT AMERICAN RIVER COLLEGE (2014-15)

Played for American River College in 2014 and 2015 ... CCCAA National - Norcal Division all-conference and first-team all-NorCal League honoree in 2015 after leading the Beavers with 43 receptions for 654 yards and four touchdowns his sophomore season ... Was a scholar-athlete.

### HIGH SCHOOL

Earned two letters for head coach Skip Albano at Granite Bay High ... Helped the Grizzlies to the CIF Division I state championship his junior season with a 21-20 win over Long Beach Poly ... Served as a team captain in 2013, averaging 108.6 receiving yards per game (869 yards total) and scoring 10 touchdowns ... Also competed in track senior year.

### PERSONAL

Marc Benjamin Ellis was born on April 22, 1996, in Mission Viejo, Calif. ... Chose San Diego State over Sacramento State, UC Davis and San Diego ... Is working on his master's degree in liberal arts.

## 94 → Garrett Erickson



- ◆ Kicker
- ◆ Senior - Squad, 6-0, 190
- ◆ Camarillo, Calif.
- ◆ Camarillo High

Accurate walk-on kicker who continues to work on his leg strength and consistency ... Is listed as the backup placekicker and kick-off specialist to the 2016 Lou Groza Semifinalist John Baron II.

### JUNIOR SEASON (2017)

Did not see any action during the season.

### SOPHOMORE SEASON (2016)

Did not play in 2016 in his first year with the program after joining the team in the spring.

### HIGH SCHOOL

Lettered three years at Camarillo High School in Camarillo, Calif. ... Was all-league in both 2013 and 2014 ... Also was an all-county pick in 2013 ... A three-time scholar-athlete ... Helped Camarillo to a pair of league championships (2012-13) ... Also played baseball for the Scorpions.

### PERSONAL

Garrett Leif Erickson was born Oct. 7, 1997, in Ventura, Calif. ... Son of Chip and Francine Erickson ... Majoring in mechanical engineering.

# Aztec Players

EIGHT STRAIGHT BOWL GAME APPEARANCES ► 21 CONFERENCE CHAMPIONSHIPS



## 62 → Nick Gerhard



- ◆ Offensive Line
- ◆ Junior - Squad, 6-5, 300
- ◆ Arlington, Texas
- ◆ Mansfield Timberview High

### Gerhard's Career Statistics

Season	GP	GS
2016	5	0
2017	4	0
<b>Career</b>	<b>9</b>	<b>0</b>

Pronounced GAIR-hard ... Athletic blocker who continues to get bigger in the weight room ... Is listed as the backup center heading into the season behind Dominic Gudino.

#### SOPHOMORE SEASON (2017)

Played in four games off the bench, including four of the team's final six contests ... Appearances came against Fresno State, at

Hawai'i, at San José State and against New Mexico ... Ended up logging 31 snaps (according to *Pro Football Focus*) with a season-high 23 at SJSU.

#### FRESHMAN SEASON (2016)

Played in five games last year, including outings at South Alabama, vs. San José State, at Utah State, vs. Hawai'i and at Nevada ... Logged 24 snaps, according to *Pro Football Focus* ... Was an emergency short snapper vs. South Alabama ... Had seven snaps each in consecutive games vs. San José State, at Utah State and vs. Hawai'i ... Final three snaps of the season came at Nevada.

#### REDSHIRT SEASON (2015)

Utilized his redshirt season.

#### HIGH SCHOOL

Led Mansfield Timberview High School to a 18-6 record over his two years, including a 10-2 mark in 2014 ... A first-team all-district, all-state and DFW Super Team selection as

a senior ... A two-star recruit by Rivals, Scout and 247sports ... Earned a grade of 74 by 247sports ... Also played baseball in high school (pitcher and first base).

#### PERSONAL

Nicholas Wayne Gerhard was born May 26, 1996, in Fort Hood, Texas ... Son of James Gerhard and Jacquelynn Adams ... According to Rivals, also received recruiting interest from Kansas State, New Mexico, North Texas and UTEP ... Is majoring in history.

## 90 → JJ Glass



- ◆ Defensive Line
- ◆ Sophomore - Squad, 6-0, 270
- ◆ San Juan Capistrano, Calif.
- ◆ San Juan Hills High

### Glass' Career Statistics

Season	GP	GS	UA	A	TT	TFL	Sk	Int.	PBU	FF	FR
2017	3	0	1	0	1	0.0	0.0	0	0	0	0
<b>Career</b>	<b>3</b>	<b>0</b>	<b>1</b>	<b>0</b>	<b>1</b>	<b>0.0</b>	<b>0.0</b>	<b>0</b>	<b>0</b>	<b>0</b>	<b>0</b>

Big body, who continues to learn the intricacies of Rocky Long's 3-3-5 defense ... Walked onto the team in the 2017 fall camp ... Is listed third on the depth chart at defensive tackle behind seniors Noble Hall and Damon Moore.

#### FRESHMAN (TRUE) SEASON (2017)

Played in three games off the bench in his first season, making one tackle ... Did not play in the first eight games of the year ... Played for the first time at Hawai'i and came up with a solo stop ... Also played at San José State without recording a stat ... Did not play the next two games ... Logged statless time against Army West Point in the Armed Forces Bowl.

#### HIGH SCHOOL

Was a three-year letterwinner at San Juan Hills High School in San Juan Capistrano,

Calif. ... Was the defensive MVP and a first-team all-CIF selection as a senior, recording 65 tackles, 17.0 tackles for loss, 15 sacks and two forced fumbles, according to MaxPreps ... Was second-team all-CIF as a junior with 38 tackles, six TFL and two sacks.

#### PERSONAL

Jason Kyle Glass was born March 24, 1999, in Laguna Hills, Calif. ... Son of Jason and Michelle Glass ... Is majoring in business administration with a focus in management.

#### SINGLE-GAME BESTS

**Career Highs:** Tackles: 1 at Hawai'i (10/28/17).

## 56 → Dominic Gudino



- ◆ Offensive Line
- ◆ Sophomore - 1 Letter, 6-3, 300
- ◆ Chula Vista, Calif.
- ◆ Olympian High

Played in eight games and started six times last year as a true freshman.

- ◆ 2017 MW Fall All-Academic Team

Pronounced GOO-deeno ... Athletic, young offensive lineman who worked himself into

the two-deep for his true-freshman season in 2017 ... Is listed as the starting center heading into 2018, having started six games a year ago (five at center, one at right guard).

#### FRESHMAN (TRUE) SEASON (2017)

Played in eight games last year with six starts ... Was on the travel roster for each of the first four games of the season, but did not play ... Started the fifth game against Northern Illinois in his first career appearance with senior starter Antonio Rosales deemed not able to play with an ankle injury ... Was the first Aztec true freshman to start on offense since Nick Bawden started at quarterback at Fresno State on Oct. 3, 2013 ... Played off the bench at UNLV ... Did not play vs. Boise State ... Earned the start at center for the first time of his career against Fresno State with Rosales still not fully healthy (Keith Ismael moved to right guard) ... Also started at center at Hawai'i and made a tackle on a Christian Chapman interception ... Started for the third straight week at

### Gudino's Career Game-By-Game

#### FRESHMAN (TRUE) SEASON - 2017 G-X-G

Date	Opponent	GP	GS/POS
S.30	Northern Illinois	1	RG
O.7	UNLV*	1	
O.21	Fresno State*	1	C
O.28	at Hawai'i*	1	C
N.4	at San José State*	1	C
N.18	Nevada*	1	C
N.24	New Mexico*	1	C
D.23	vs. Army West Point+	1	
<b>2017 SEASON TOTALS</b>		<b>8</b>	<b>6</b>

\* - Mountain West game. + - 2017 Lockheed Martin Armed Forces Bowl (Anton Carter Stadium; Fort Worth, Texas).

# Aztec Players



EIGHT STRAIGHT BOWL GAME APPEARANCES ► 21 CONFERENCE CHAMPIONSHIPS

center at San José State, again vs. Nevada and New Mexico ... Came off the bench to play 32 snaps against Army West Point in the Armed Forces Bowl.

## HIGH SCHOOL

Won three varsity letters at Olympian High School in Chula Vista, Calif. ... Played on both sides of the line of scrimmage during his prep career, posting 97 tackles (71 solos) and 12.0 tackles for loss, according to MaxPreps ... Helped Olympian High reach the CIF San Diego Section Division II playoffs all four years, including a title game appearance during his senior campaign ... Was

first-team all-league and first-team all-CIF ... Was a Blue-Grey All-American ... Captained Olympian High School for two years ... Also was on the Union-Tribune All-Academic Team for three years ... A three-star recruit by ESPN, 247sports and Scout ... Received a grade of 83 by 247sports and a 73 by ESPN ... Listed fifth among center prospects in both California and the West to go with a No. 22 national ranking, according to Scout ... Was also rated 14th nationally at his position by ESPN ... Also threw the shot put and discus on the track & field team.

## PERSONAL

Dominic Angelo Gudino was born May 21, 1999, in San Diego ... Son of Tony and Aida Gudino ... Originally committed to Nevada and also drew interest from Utah, Arizona, Oregon State, Colorado State, Army West Point, New Mexico, Utah State and San José State during the recruiting process ... Is majoring in kinesiology.



## Gudino's Career Statistics

Season	GP	GS
2017	8	6
Career	8	6

## 23 → Darren Hall



- ◆ Cornerback
- ◆ Freshman - Redshirt, 6-0, 170
- ◆ Pasadena, Calif.
- ◆ Rancho Cucamonga High

Prepped at Rancho Cucamonga High School with fellow Aztec defensive backs Jerry Chaney and Tayari Venable.

Played in two games last year as a true freshman, before ultimately being shut down with an injury, redshirting the season ...

Moved from safety to cornerback in the spring ... Is slated to back up junior Kyree Woods for the 2018 season.

## D. Hall's Career Statistics

Season	GP	GS	UA	A	TT	TFL	Sk	Int.	PBU	FF	FR
2017	2	0	2	0	2	0.0	0.0	0	0	0	0
Career	2	0	2	0	2	0.0	0.0	0	0	0	0

## 95 → Noble Hall



- ◆ Defensive Line
- ◆ Senior - 3 Letters, 6-3, 265
- ◆ Las Vegas, Nev.
- ◆ Valley High

Has the most career starts (26) among any Aztec defensive player.

◆ 2014 SDSU Defensive Scout Team Player of the Year

◆ MW Defensive Player of the Week - Sept. 11, 2017 for game at Arizona St.

## REDSHIRT SEASON (2017)

Was one of four true freshmen who played in a game (also linebacker Andrew Aleki, right guard/center Dominic Gudino and Warrior Tariq Thompson) ... Had two tackles (both solo) in two games ... Played late against UC Davis in the opener, recording two solo tackles ... Did not play the next four games ... Played the last drive against UNLV without finding the statsheet ... Did not play the final seven games of the season due to injury.

## HIGH SCHOOL

Earned two letters at Rancho Cucamonga High School in Rancho Cucamonga, Calif. ... Led the Cougars to a 12-1 record last year, including a 5-0 mark in league play ... According to MaxPreps, had 95 tackles, 11 pass deflections, two forced fumbles, an interception and a fumble recovery over his two years ... Was a first-team all-league selection and a two-time all-Inland Valley pick ... Won the outstanding defensive back-of-

the-year award ... Was a consensus three-star recruit by Rivals, ESPN, 247sports and Scout ... Received a grade of 85 by 247sports and a 73 by ESPN ... Labeled as the 17th-best cornerback in California by Scout ... Also on the principal honor roll and a honor roll ... Competed on the track and field team at RCHS.

## PERSONAL

Darren Reginald Hall was born May 2, 2000, in Baldwin Park, Calif. ... Chose the Aztecs over Colorado, Utah, Washington State, Oregon State, Brigham Young, Colorado State, New Mexico, Hawai'i, Nevada, UNLV, San José State and Fresno State ... Is majoring in communication with a focus in liberal arts.

## SINGLE-GAME BESTS

Career Highs: Tackles: 2 vs. UC Davis (9/2/17).

## N. Hall's Career Game-By-Game

### FRESHMAN SEASON - 2015 GAME-BY-GAME

Date	Opponent	GP	GS	UA	A	TT	TFL	Sk.	Int.	PBU	FF	FR
S.5	San Diego	1	1	1	1	2	0.5	0.0	0	0	0	0
S.12	at California	1	1	0	3	3	0.0	0.0	0	0	0	0
S.19	South Alabama	1	1	1	0	1	1.0	0.0	0	0	0	0
S.26	at Penn State	1	0	2	2	4	1.5	0.0	0	0	0	0
O.3	Fresno State*	1	0	0	0	0	0.0	0.0	0	0	0	0
O.10	at Hawai'i*	1	0	1	2	3	0.5	0.5	0	0	0	0
O.17	at San José State*	1	0	1	0	1	1.0	0.0	0	0	0	0
O.23	Utah State*	1	0	2	0	2	1.0	0.0	0	0	1	0
O.31	at Colorado State*	1	0	0	4	4	0.5	0.0	0	0	0	0
N.14	Wyoming*	1	0	0	0	0	0.0	0.0	1	0	0	0
N.21	at UNLV*	1	0	0	0	0	0.0	0.0	0	0	0	0

# Aztec Players



EIGHT STRAIGHT BOWL GAME APPEARANCES ▶ 21 CONFERENCE CHAMPIONSHIPS

NOBLE HALL ◀ PLAYERS

## At A Glance

▶ Previously known as Eric Burrell, but legally changed his name to honor his father, who was shot and killed before he was born.

▶ Was named the MW Defensive Player of the Week on Sept. 11, 2017 for his play at Arizona State, when he set career highs with five tackles (four solo), 1.5 sacks, 2.5 tackles for loss and two forced fumbles.

▶ The MW Defensive Player-of-the-Week award was the first by a SDSU defensive lineman since Jerome Long on Sept. 13, 2011, and just the third San Diego State defensive lineman to win the award in the MW era (since 1999).

ing plays ... Also added a quarterback hurry ... Was named the MW Defensive Player of the Week for his play at Arizona State, when he set career highs in every category against the Sun Devils, registering five tackles (four solo), 1.5 sacks for 13 yards, 2.5 tackles for loss for 20 yards and two forced fumbles ... The two forced fumbles were tied for the fifth most in a FBS game this season as he helped limit the high-powered ASU offense to just 44 rushing yards on 31 carries (1.4 avg.) ... The MW Defensive Player-of-the-Week award was his first career defensive honor, the first by an Aztec since Malik Smith won the weekly award on Nov. 30, 2015, the first by a SDSU defensive lineman since Jerome Long on Sept. 13, 2011 and just the third San Diego State defensive lineman to win the award in the MW era (since 1999) ... Also was named to the MW Pro Football Focus Team of the Week ... Had an 8-year

## Noble Hall - Inside The Numbers

### SAN DIEGO STATE ACTIVE STARTS ON DEFENSE / CAREER

Pl.	Name	Position in 2018	Year	Starts
1.	▶ Noble Hall	Defensive Tackle	Sr.	26
2.	Ronley Lakalaka	Outside Linebacker	Sr.	25
3.	Parker Baldwin	Aztec (Safety)	Sr.	20
4.	Ron Smith	Left Cornerback	Jr.	19
5.	Tariq Thompson	Warrior (Safety)	So.	13

Athletic, mobile defensive lineman who red-shirted the 2015 campaign, adding weight and bulk to his frame ... Started all 14 games in 2016 at defensive tackle and has started 17 overall over his career at the spot, but logged his first nine starts at defensive end in 2017... Previously known as Eric Burrell, but legally changed his name to honor his father, who was shot and killed before he was born ... Enters 2018 as the starting defensive tackle.

### SENIOR SEASON (2018)

Is a preseason second-team all-Mountain West selection by both *Athlon Sports* and *Phil Steele Magazine*.

### JUNIOR SEASON (2017)

Was a preseason second-team all-Mountain West selection by *Lindy's Sports*, and a third-team pick by *Athlon Sports* and *Phil Steele Magazine* ... Also was listed as "SDSU's Key Player to a Successful Season" by Pete Fiutak of *Campus Insiders* ... Played in 12 games with nine starts at defensive end, making 39 tackles (24 solo), including 8.5 tackles for a loss of 45 yards, 3.5 sacks for 27 yards, two forced fumbles and four quarterback hurries ... Started the opener for the 15th straight game and 18th time overall, logging four tackles (three solo) and two tackles for loss ... Tied a then career high in both tackles (4) and TFL (2.0) with his four overall stops also tying for the most on the team ... All four stops came on rush-

sack (and tackle for loss) in a start against No. 19/19 Stanford ... Registered a career-high-tying five tackles (two solo) in a start at Air Force ... Had three stops (one solo) in a start vs. Northern Illinois ... Recorded four tackles (two solo) with a 1-yard TFL and a QBH at UNLV in a start ... Made two tackles against Boise State in another start ... Registered four stops (one solo) with a quarterback hurry in a start against Fresno State ... Had a good game at Hawaii in a start, coming up with three tackles (two solo), including a 6-yard sack (and tackle for loss) ... Did not play (or travel) for the first time in 2017 at San José State ... Had a solo tackle and a quarterback hurry off the bench vs. Nevada ... Had a good game off the bench vs. New Mexico, making five tackles (all solo), including a 4-yard tackle for loss ... Had two assisted stops against Army West Point off the bench in the Armed Forces Bowl.

### SOPHOMORE SEASON (2016)

Started all 14 games on the year ... Had 26 tackles, six tackles for loss for 27 yards, three sacks for 19 yards, a pass breakup and five quarterback hurries ... Earned his fourth career start in the opener against New Hampshire, but did not record a stat ... Started for the second straight game vs. California, making two stops with a key quarterback hurry on Bear quarterback Davis Webb on a potential game-winning drive in the fourth quarter ... Had a solo stop in a third consecutive start at Northern Illinois ... Came

N.28	Nevada*	--- Did Not Play - Injured ---										
D.5	Air Force**	--- Did Not Play - Injured ---										
D.24	vs. Cincinnati%	--- Did Not Play - Injured ---										
<b>2015 SEASON TOTALS</b>		<b>11</b>	<b>3</b>	<b>8</b>	<b>12</b>	<b>20</b>	<b>6.0</b>	<b>0.5</b>	<b>0</b>	<b>1</b>	<b>1</b>	<b>0</b>

### SOPHOMORE SEASON - 2016 GAME-BY-GAME

Date	Opponent	GP	GS	UA	A	TT	TFL	Sk.	Int.	PBU	FF	FR
S.3	New Hampshire	1	1	0	0	0	0.0	0.0	0	0	0	0
S.10	California	1	1	0	2	2	0.0	0.0	0	0	0	0
S.17	at Northern Illinois	1	1	1	0	1	0.0	0.0	0	0	0	0
O.1	at South Alabama	1	1	1	3	4	1.5	1.0	0	0	0	0
O.8	UNLV*	1	1	1	1	2	0.0	0.0	0	0	0	0
O.14	at Fresno State*	1	1	2	1	3	0.0	0.0	0	1	0	0
O.21	San José State*	1	1	1	1	2	0.0	0.0	0	0	0	0
O.28	at Utah State*	1	1	0	2	2	0.5	0.0	0	0	0	0
N.5.	Hawaii*	1	1	1	0	1	0.0	0.0	0	0	0	0
N.12	at Nevada*	1	1	1	2	3	0.0	0.0	0	0	0	0
N.19	at Wyoming*	1	1	1	1	2	1.0	1.0	0	0	0	0
N.26	Colorado State*	1	1	1	0	1	0.0	0.0	0	0	0	0
D.3	at Wyoming@	1	1	0	1	1	0.0	0.0	0	0	0	0
D.17	vs. Houston^	1	1	2	0	2	2.0	1.0	0	0	0	0
<b>2016 SEASON TOTALS</b>		<b>14</b>	<b>14</b>	<b>12</b>	<b>14</b>	<b>26</b>	<b>6.0</b>	<b>3.0</b>	<b>0</b>	<b>1</b>	<b>0</b>	<b>0</b>

### JUNIOR SEASON - 2017 GAME-BY-GAME

Date	Opponent	GP	GS	UA	A	TT	TFL	Sk.	Int.	PBU	FF	FR
S.2	UC Davis	1	1	3	1	4	2.0	0.0	0	0	0	0
S.9	at Arizona State	1	1	4	1	5	2.5	1.5	0	0	2	0
S.16	No. 19/19 Stanford	1	1	1	0	1	1.0	1.0	0	0	0	0
S.23	at Air Force*	1	1	2	3	5	0.0	0.0	0	0	0	0
S.30	Northern Illinois	1	1	1	2	3	0.0	0.0	0	0	0	0
O.7	at UNLV*	1	1	2	2	4	1.0	0.0	0	0	0	0
O.14	Boise State*	1	1	2	0	2	0.0	0.0	0	0	0	0
O.21	Fresno State*	1	1	1	3	4	0.0	0.0	0	0	0	0
O.28	at Hawaii*	1	1	2	1	3	1.0	1.0	0	0	0	0
N.4	at San José State*	--- Did Not Play ---										
N.18	Nevada*	1	0	1	0	1	0.0	0.0	0	0	0	0
N.24	New Mexico*	1	0	5	0	5	1.0	0.0	0	0	0	0
D.23	vs. Army West Point+	1	0	0	2	2	0.0	0.0	0	0	0	0
<b>2017 SEASON TOTALS</b>		<b>12</b>	<b>9</b>	<b>24</b>	<b>15</b>	<b>39</b>	<b>8.5</b>	<b>3.5</b>	<b>0</b>	<b>0</b>	<b>2</b>	<b>0</b>

Bold indicates season high. \* - Mountain West game. \*\* - 2015 Sports Authority Mountain West Championship (Qualcomm Stadium; San Diego, Calif.). % - 2015 Hawaii Bowl (Aloha Stadium; Honolulu, Hawaii). @ - 2016 Mountain West Championship (War Memorial Stadium; Laramie, Wyo.). ^ - 2016 Las Vegas Bowl (Sam Boyd Stadium; Las Vegas, Nev.). + - 2017 Lockheed Martin Armed Forces Bowl (Amon Carter Stadium; Fort Worth, Texas).

up with a season-high and a career-high-tying four tackles in a start at South Alabama ... Also had 1.5 tackles for loss and a 9-yard sack ... Had two stops (one solo) and a quarterback hurry in a fifth consecutive start against UNLV ... Registered three tackles (two solo), including a 1-yard tackle for loss, at Fresno State in another start ... Also added his first pass breakup of the season (second of his career) ... Had two tackles (one solo) in a start vs. San José State ... Made two stops (both assisted) with 0.5 tackles for loss for two yards in a stat at Utah State ... Had one solo tackle and a quarterback hurry in a start against Hawaii ... Made three tackles and added a quarterback hurry in a 10th straight start at Nevada ... Came up with two tackles (one solo), including an 8-yard sack (and tackle for loss) at Wyoming ... Made a solo tackle in a 12th consecutive start vs. Colorado State ... Had an assisted tackle in a start at Wyoming in the MW

Championship game ... Had a good game against Houston in the Las Vegas Bowl, making two solo stops - both for a loss of five yards - and a 2-yard sack ... The two tackles for loss were a career high.

### FRESHMAN SEASON (2015)

Started three games on the season (first three) and played in first 11 as a redshirt freshman before missing the final three games with an injury ... Had 20 tackles with six tackles for loss, 0.5 sacks, a forced fumble, a pass breakup and four quarterback hurries ... Finished with two tackles (one solo), including 0.5 tackles for loss, and a quarterback hurry in the opener vs. San Diego, starting and playing in his first career game ... Had three assisted stops in his second straight start at California ... Made his third consecutive start vs. South Alabama, making one solo tackle for a 1-yard loss ... Had arguably the best game of a young car-

AZTEC FOOTBALL MEDIA GUIDE

# Aztec Players

EIGHT STRAIGHT BOWL GAME APPEARANCES ► 21 CONFERENCE CHAMPIONSHIPS



## N. Hall's Career Statistics

Season	GP	GS	UA	A	TT	TFL	Sk	Int.	PBU	FF	FR
2015	11	3	8	12	20	6.0	0.5	0	1	1	0
2016	14	14	12	14	26	6.0	3.0	0	1	0	0
2017	12	9	24	15	39	8.5	3.5	0	0	2	0
<b>Career</b>	<b>37</b>	<b>26</b>	<b>44</b>	<b>41</b>	<b>85</b>	<b>20.5</b>	<b>7.0</b>	<b>0</b>	<b>1</b>	<b>3</b>	<b>0</b>

reer at Penn State off the bench, recording career bests in tackles (4) and tackles for loss (1.5) ... Came off the bench vs. Fresno State, but failed to record a stat for the first time of the season ... Had another good game at Hawai'i with three tackles, including 0.5 sacks (and tackle for loss) for four yards ... Recorded a solo tackle - a 1-yard loss - off the pine at San José State ... Had another good game against Utah State with two solo tackles, including a 1-yard loss, and the first forced fumble of his career ... Made four stops with 0.5 tackles for loss in a reserve role at Colorado State ... Recorded his first career pass breakup off the bench against Wyoming ... Was held off the stat sheet at UNLV ... Did not play for the first time of his career vs. Nevada, nursing an injury ... Also did not play vs. Air Force in the MW Championship or against Cincinnati in the Hawai'i Bowl.

### REDSHIRT SEASON (2014)

Redshirted his true freshman season, where he was named the team's Defensive Scout Team Player of the Year.

### HIGH SCHOOL

A three-year letterwinner and a three-time team captain at Valley High School in Las Vegas, Nev. ... An all-city team selection ... Recorded 64 total tackles, four sacks and an interception returned for a touchdown as a

junior ... Previously known as Eric Burrell, but legally changed his name to honor his father, who was shot and killed before he was born ... Also earned three letters in basketball ... Received three stars from ESPN and 247sports.com, and two stars from Rivals and Scout ... Got a grade of 81 at tight end by 247sports and a 74 by ESPN.

### PERSONAL

Noble Hall was born June 7, 1996, in Las Vegas, Nev. ... Son of Tynesha Chism ... Chose SDSU over other offers from Army West Point, Idaho and Northern Arizona ... Is majoring in interdisciplinary studies.

### SINGLE-GAME BESTS

**Career Highs:** **Tackles:** 5 vs. New Mexico (11/24/17), at Air Force (9/23/17), at Arizona State (9/9/17); **Tackles For Loss:** 2.5 at Arizona State (9/9/17); **Sacks:** 1.5 at Arizona State (9/9/17); **Pass Breakups:** 1 at Fresno State (10/14/16), vs. Wyoming (11/14/15); **Forced Fumbles:** 2 at Arizona State (9/9/17).

## 84 → Brennan Hawkins



- ◆ Tight End
- ◆ Freshman - Redshirt, 6-4, 235
- ◆ Minneapolis, Minn.
- ◆ Southwest High

Athletic walk-on tight end, who joined the Aztecs in the spring 2018 campaign ... Enters 2018 fifth on the depth chart.

### HIGH SCHOOL

Earned three letters at Southwest High School in Minneapolis ... Was all-district for the Lakers ... Also excelled in basketball, where he averaged 16 points and 7.5 rebounds per game a senior in 2017 en route to earning all-league honors ... Was a two-year captain in both football and basketball ... Also was all-academic in both sports.

### PERSONAL

Brennan Raven Hawkins was born Sept. 29, 1998, in Minneapolis ... Son of Eric and Amber Hawkins ... Majoring in business administration management.

## 32 → Tayler Hawkins



- ◆ Safety
- ◆ Sophomore - 1 Letter, 6-1, 200
- ◆ Palm Springs, Calif.
- ◆ Palm Springs High

Played his prep ball at Palm Springs High School with fellow Aztec safety Trenton Thompson.

### FRESHMAN SEASON (2017)

Played in 10 of the team's 13 games, including the final 10, mainly on special teams ... Had five tackles (three solo) ... Did not play the first three games of the season because of a knee injury, missing games vs. UC Davis, at Arizona State and against No. 19/19 Stanford ... Made a solo stop at Air Force on special teams in his first career game ... Added another solo tackle vs. Northern Illinois ... Had an assisted tackle at UNLV ... Did not make a stat in special teams play vs. Boise State, against Fresno State, at Hawai'i and at San José State ... Had a career-high two stops vs. Nevada ... Did not record a stat vs. New Mexico or against Army West Point in the Armed Forces Bowl.

### REDSHIRT SEASON (2016)

Redshirted his first season at San Diego State.

### HIGH SCHOOL

Was a four-year letterwinner at Palm Springs High School in Palm Springs, Calif., with fellow defensive back Trenton Thompson ... Led the Indians to a 24-3 (.889) record, including a 11-1 (.917) mark in league play, over the past two years ... Helped the 2015 squad capture a CIF Championship ... Caught 94 passes for 1,915 yards (20.4 avg.) and 25 touchdowns over the past two years (according to MaxPreps), as well as 196 rushing yards and three more scores on 27 carries (7.3 avg.) ... Over the past three years on defense (2013-15), totaled 133

Young, athletic safety who saw action last year at cornerback after redshirting in 2016 ... Was third on the depth chart at right cornerback heading into 2017, but worked him-

self up to the backup to senior Kameron Kelly at one of the two cornerback spots ... Is slated to back up Tariq Thompson at one of the two Warrior spots heading into 2018.

# Aztec Players



EIGHT STRAIGHT BOWL GAME APPEARANCES ► 21 CONFERENCE CHAMPIONSHIPS

tackles (96 solo), nine interceptions, 14 pass deflections, a forced fumble and two fumble recoveries ... Also punted 26 times for 962 yards (37.0 avg.) as a senior in 2015 ... Was

a three-time first-team all-league selection and a two-time first-team all-CIF pick ... A three-star recruit by Rivals and 247sports as an "athlete" and a three-star recruit by Scout

and ESPN as a cornerback ... Ranked as the 11th-best cornerback in California by Scout and the 12th best on the West Coast ... Received a grade of 85 by 247sports and a mark of 70 by ESPN ... Was also on the track and field team at PSHS.

Hawkins and LaWanda Roy ... Picked the Aztecs over Arizona State, Colorado, Colorado State, Fresno State, Nevada, San José State, UNLV, Washington, Washington State and Wyoming ... Is majoring in social science.

## T. Hawkins' Career Statistics

Season	GP	GS	UA	A	TT	TFL	Sk	Int.	PBU	FF	FR
2017	10	0	3	2	5	0.0	0.0	0	0	0	0
Career	10	0	3	2	5	0.0	0.0	0	0	0	0

### PERSONAL

Taylor Colby Hawkins was born Dec. 27, 1997, in Palm Springs, Calif. ... Son of Kevin

### SINGLE-GAME BESTS

**Career Highs:** Tackles: 2 vs. Nevada (11/18/17).

## 59 → Brandon Heicklen



- ◆ Punter
- ◆ Junior - 1 Letter, 6-0, 180
- ◆ Tarzana, Calif.
- ◆ El Camino Real High/Boise State

Joined the Aztecs for the 2017 fall camp and ended up recording all of the team's punts.

- ◆ 2017 MW Scholar-Athlete
- ◆ 2017 MW Fall All-Academic Team

### At A Glance

► Just 16 of his 59 punts (27.1 pct.) were returned last year.

► Also will be the team's holder on PATs and field goal attempts.

**Pronounced HIKE-len** ... Joined the Aztecs in the fall of 2017, immediately assuming punting duties ... An accurate punter who continues to work on his leg power ... Is able to punt in both the traditional style and Aussie style.

### SOPHOMORE SEASON (2017)

Punted 59 times on the season for 2,258 yards (38.3 avg.) ... Eighteen of his 59 punts landed inside the 20-yard line, including eight inside the 10, and 27 were fair caught ... Had a long of 51 yards ... Posted a net average of 34.5 ... Punted for the first time at the Division I level in the opener against UC Davis, punting three times for 111 yards (37.0 avg.) ... Two of his three punts landed inside the 20-yard line, including one on the 5 ... Two of his three punts were fair caught with the other going for a 0-yard return ... Had three touchbacks ... Punted four times

for 153 yards (38.2 avg.) with a long of 43 at Arizona State ... Finished with a net average of 37.5 as only one of his four attempts were returned for just three yards ... Two of his punts ended up inside the 20, including one at the 6 ... Punted five times for 192 yards (38.4 avg.) against No. 19/19 Stanford with a long boot of 49 yards ... Punted five times in stormy conditions at Air Force for 193 yards (38.6 avg.) with a career long of 51 yards ... Ended up with a touchback and one of his attempts was blocked (goes down as a "team" punt, which was returned to the Falcon 4-yard line, leading to a touchdown) ... Punted a career-high 10 times for 399 yards (39.9 avg.) vs. Northern Illinois ... The 39.9 average was a then career best, as was his three punts inside the 20-yard line and seven fair catches ... Posted a long of 49 yards ... Also was the team's holder for most of the game after Mikah Holder (also a wide receiver) was ejected for the game for a targeting call ... Punted three times for 115 yards (38.3 avg.) with two touchbacks and a long of 41 yards at UNLV ... Booted seven times for 248 yards (35.4 avg.) against Boise State with a long of 42 yards ... Two of his seven punts landed inside the 10-yard line ... Was called upon to punt six times for 255 yards (42.5 avg.) against Fresno State, landing two inside the 20, including one on the 11 and another on the 9 ... The 42.5 punt average was a career high, as was his 40.2 net average ... Posted a long of 50 yards (his

## Heicklen's Career Game-By-Game

### SOPHOMORE SEASON - 2017 GAME-BY-GAME / PUNTING

Date	Opponent	GP	GS	No.	Yds.	Avg.	Net	TB	FC	I20	Lg
S.2	UC Davis	1	*	3	111	37.0	37.0	0	2	2	38
S.9	at Arizona State	1	*	4	153	38.2	37.5	0	1	2	43
S.16	No. 19/19 Stanford	1	*	5	192	38.4	33.4	0	0	0	49
S.23	at Air Force*	1	*	5	193	38.6	33.6	1	0	0	51
S.30	Northern Illinois	1	*	10	399	39.9	36.7	0	7	3	49
O.7	at UNLV*	1	*	3	115	38.3	25.7	2	0	0	41
O.14	Boise State*	1	*	7	248	35.4	27.3	0	2	2	42
O.21	Fresno State*	1	*	6	255	42.5	40.2	0	4	2	50
O.28	at Hawai'i*	1	*	5	171	34.2	34.8	0	3	3	42
N.4	at San José State*	1	*	0	0	0.0	0.0	0	0	0	0
N.18	Nevada*	1	*	4	146	36.5	36.5	0	3	3	40
N.24	New Mexico*	1	*	5	208	41.6	41.6	0	4	1	50
D.23	vs. Army West Point+	1	*	2	67	33.5	33.5	0	1	0	34
<b>2017 SEASON TOTALS</b>		<b>13</b>	<b>13</b>	<b>59</b>	<b>2,258</b>	<b>38.3</b>	<b>34.5</b>	<b>3</b>	<b>27</b>	<b>18</b>	<b>51</b>

*Bold indicates season high. + - 2017 Lockheed Martin Armed Forces Bowl (Amon Carter Stadium; Fort Worth, Texas). GS - \* in this category indicates the player was on the field the first time San Diego State was in the punt formation. \* - Mountain West game.*

second 50-yard punt of the season) ... Punted five times at Hawai'i for 171 yards (34.2 avg.) with three inside the 20 and a long of 42 yards ... Ended up with a net average of 34.8 as the one return was a loss of three yards ... Did not punt at San José State, marking the first time an Aztec has not punted in a game since 2010 and just the third time since 1996 ... Punted four times for 146 yards (36.5 avg.) with a long of 40 yards against Nevada ... Three of his four punts landed inside the 20-yard line and none of the four punts were returned ... Punted five times for 208 yards (41.6 avg.) with a long of 50 yards vs. New Mexico ... Net average of 41.6 was a career high ... One his punts landed inside the 20 (on the 6) and four of the five were fair caught ... Made his first bowl appearance against Army West Point in the Armed Forces Bowl, punting twice for 37 yards (33.5 avg.) with a long of 34 yards.

### AT BOISE STATE (SPRING 2017)

Practiced with the Broncos during the spring campaign, but transferred to SDSU in time for fall camp.

### AT SANTA MONICA COLLEGE (2015-16)

Redshirted the 2016 season at Santa Monica College ... In 2015 averaged 43.8 yards over 37 punts with a long of 62 yards ... Had 16 of his punts land inside the 20-yard line

with only three touchbacks.

### HIGH SCHOOL

Lettered at El Camino Real High School ... Was a two-time all-West Valley League first-team selection (2013-14) ... Also was an all-city first-team pick in 2014 ... Averaged 47.3 yards with a long of 67 as a senior in 2014 ... As a junior, punted 29 times, averaging 42.9 yards per punt ... Averaged 41.2 yards per punt as a sophomore.

### PERSONAL

Brandon Matthew Heicklen was born July 8, 1997, in Santa Monica, Calif. ... Son of Michael and Claire Heicklen ... Is majoring in business administration.

### SINGLE-GAME BESTS

**Career Highs:** Punts: 10 vs. Northern Illinois (9/30/17); Yards: 399 vs. Northern Illinois (9/30/17); Avg. (min. 2 attempts): 42.5 (6-for-255) vs. Fresno State (10/14/17); Net Avg. (min. 2 attempts): 41.6 vs. New Mexico (11/24/17); Punt Long: 51 at Air Force (9/23/17); Fair Caught: 7 vs. Northern Illinois (9/30/17); Inside 20: 3 vs. Nevada (11/18/17), at Hawai'i (10/28/17), vs. Northern Illinois (9/30/17).

## Heicklen's Career Statistics

Punting	GP	GS	No.	Yds.	Avg.	Net	TB	FC	I20	50+	Lg.
2017	13	13	59	2,258	38.3	34.5	3	27	18	3	51
Career	13	13	59	2,258	38.3	34.5	3	27	18	3	51



## 47 → Kaelin Himphill



- ◆ Linebacker
- ◆ Sophomore - 1 Letter, 6-2, 225
- ◆ Hillsboro, Ore.
- ◆ Liberty High

Hard-hitting linebacker who will look to compete for playing time after seeing action in one game last season ... Enters 2018 as the

backup to Kyahava Tezino at middle linebacker.

### Himphill's Career Statistics

Season	GP	GS	UA	A	TT	TFL	Sk	Int.	PBU	FF	FR
2017	1	0	0	1	1	0.0	0.0	0	0	0	0
Career	1	0	0	1	1	0.0	0.0	0	0	0	0

## 82 → Parker Houston



- ◆ Tight End
- ◆ Junior - 2 Letters, 6-3, 250
- ◆ Sparks, Nev.
- ◆ Edward S. Reed High

Has the most career starts (11) out of any returning Aztec tight end, wide receiver or running back.

- ◆ Two-time MW Fall All-Academic Team (2016-17)
- ◆ 2016 SDSU Co-Outstanding Freshman Award

### At A Glance

► Shared the team's Freshman-of-the-Year award in 2016 with running back Juwan Washington.

► His first career touchdown catch came on the final play of the first half at Wyoming on Nov. 19, 2016.

► Was the only true freshman to start in 2016 on offense or defense (started four times).

Physical tight end with a good football IQ ... Excellent blocker who plays bigger than his 6-3 frame ... Was on the two-deep most of his true freshman year in 2016 behind second-team all-conference pick David Wells, but did start four times and seven times in

### Parker Houston - Inside The Numbers

#### MOST STARTS AMONG ACTIVE AZTEC RECEIVERS (TE/WR/RB)

Pl. Name	Pos.	Starts
1. ► Parker Houston	TE	11
2. Juwan Washington	RB	4
3. Kahale Warring	TE	3
4. Isiah Macklin	WR	2
Fred Trevillion	WR	2

2017 ... Also handles short snapping duties on PATs and field goals ... Is slated to start at tight end after spring drills.

#### SOPHOMORE SEASON (2017)

Had six catches for 56 yards (9.3 avg.) with a long of 23 yards in seven starts and 13 games played on the season ... Earned the start at tight end in the opener vs. UC Davis with David Wells unable to go with an injury ... Had a career-long 23-yard catch ... Also started at Arizona State without finding the

#### FRESHMAN SEASON (2017)

Played in one game on the season, making an assisted tackle on special teams ... Did not play the first nine games of the season ... Made his collegiate debut on the kickoff unit at San José State, making an assisted tackle ... Did not play the final three games of the season.

#### REDSHIRT SEASON (2016)

Redshirted his true freshman season.

#### HIGH SCHOOL

Picked up three letters and played four years at Liberty High School in Hillsboro, Ore. ... Led the Falcons to a 19-3 (.864) record over the past two years, including a 15-1 (.938) mark in league play ... Helped LHS to a 10-1 record and perfect 8-0 conference record as a senior and a 9-2 mark (7-1 league) as a junior ... Was named the Northwest Oregon Conference defensive player of the year as a senior after recording 59 tackles (3.0 TFL), an interception, three fumble recoveries and three defensive scores (according to

the Hillsboro Tribune) ... Was a two-time first-team all-state and two-time all-league pick ... Also a Polynesian All-American ... A three-star recruit by Rivals, Scout and 247sports ... Ranked as the top inside linebacker in the state of Oregon and the 13th best in the nation ... Also wrestled and was on the track and field team at Liberty HS.

#### PERSONAL

Kaelin Malosi Charles Himphill was born Jan. 9, 1998, in Hillsboro, Ore. ... Son of Eric Himphill and Michelle Burton ... Chose the Aztecs over numerous offers, including Arizona, Oregon State, Utah, Utah State, West Virginia, Army, Boise State, Eastern Washington, Fresno State, Hawai'i, Montana, Portland State and UC Davis ... Is majoring in interdisciplinary studies.

#### SINGLE-GAME BESTS

**Career Highs:** Tackles: 1 at San José State (11/4/17).

### Houston's Career Game-By-Game

#### FRESHMAN (TRUE) SEASON - 2016 GAME-BY-GAME

Date	Opponent	GP	GS	No.	Yds.	Avg.	Lg.	TD	TD Lengths
S.3	New Hampshire			---	Did Not Play	---			
S.10	California			---	Did Not Play	---			
S.17	at Northern Illinois			---	Did Not Play	---			
O.1	at South Alabama			---	Did Not Play	---			
O.8.	UNLV*	1	0	0	0	0.0	0	0	
O.14	at Fresno State*	1	1	1	14	14.0	14	0	
O.21	San José State*	1	0	0	0	0.0	0	0	
O.28	at Utah State*	1	1	1	5	5.0	5	0	
N.5	Hawai'i*	1	1	0	0	0.0	0	0	
N.12	at Nevada*	1	0	0	0	0.0	0	0	
N.19	at Wyoming*	1	0	2	8	4.0	5	1	3
N.26	Colorado State*	1	0	0	0	0.0	0	0	
D.3	at Wyoming@	1	1	0	0	0.0	0	0	
D.17	vs. Houston^	1	0	1	5	5.0	5	0	
<b>2016 SEASON TOTALS</b>		<b>10</b>	<b>4</b>	<b>5</b>	<b>32</b>	<b>6.4</b>	<b>14</b>	<b>1</b>	

#### SOPHOMORE SEASON - 2017 GAME-BY-GAME

Date	Opponent	GP	GS	No.	Yds.	Avg.	Lg.	TD	TD Lengths
S.2	UC Davis	1	1	1	23	23.0	23	0	
S.9	at Arizona State	1	1	0	0	0.0	0	0	
S.16	No. 19/19 Stanford	1	0	0	0	0.0	0	0	
S.23	at Air Force*	1	1	0	0	0.0	0	0	
S.30	Northern Illinois	1	1	0	0	0.0	0	0	
O.7	at UNLV*	1	0	0	0	0.0	0	0	
O.14	Boise State*	1	0	1	11	11.0	11	0	
O.21	Fresno State*	1	0	1	7	7.0	7	0	
O.28	at Hawai'i*	1	0	1	-2	-2.0	-2	0	
N.4	at San José State*	1	1	0	0	0.0	0	0	
N.18	Nevada*	1	1	2	17	8.5	11	0	
N.24	New Mexico*	1	0	0	0	0.0	0	0	
D.23	vs. Army West Point+	1	1	0	0	0.0	0	0	
<b>2017 SEASON TOTALS</b>		<b>13</b>	<b>7</b>	<b>6</b>	<b>56</b>	<b>9.3</b>	<b>23</b>	<b>0</b>	

*Bold indicates season high. \* - Mountain West game. @ - 2016 Mountain West Championship (War Memorial Stadium; Laramie, Wyo.). ^ - 2016 Las Vegas Bowl (Sam Boyd Stadium; Las Vegas, Nev.). + - 2017 Lockheed Martin Armed Forces Bowl (Amon Carter Stadium; Fort Worth, Texas).*

# Aztec Players

EIGHT STRAIGHT BOWL GAME APPEARANCES ► 21 CONFERENCE CHAMPIONSHIPS



PARKER HOUSTON -- SHANE IRWIN ◀ PLAYERS



stat sheet ... Played off the bench vs. No. 19/19 Stanford without finding the stat sheet ... Started again at Air Force and vs. Northern Illinois, but did not record a stat ... Played statless time at UNLV off the bench ... Made

an 11-yard reception off the bench against Boise State ... Followed that up with a 7-yard catch against Fresno State in a reserve role ... Had a catch for a third straight game at Hawai'i off the bench, but it went for a 2-yard

loss ... Earned his fifth start of the season at San José State, but did not register a stat ... Tied a career high with two catches for 17 yards (8.5 avg.) with a long of 11 yards in a start vs. Nevada ... Played statless time off the bench vs. New Mexico ... Earned the start against Army West Point in the Armed Forces Bowl, but didn't find the stat sheet.

record a stat ... Had a 5-yard grab in a reserve role vs. Houston in the Las Vegas Bowl.

## HIGH SCHOOL

A two-year letterwinner at Edward C. Reed High School in Sparks, Nev. ... Led the Raiders to a 24-5 (.828) record over his two seasons, including a 9-1 (.900) mark in league play ... Helped the Raiders capture a regional championship in 2015 (13-1, 5-0 league) and finish with their first regular season undefeated team since 1983 ... Caught 42 passes for 377 yards and six touchdowns as a senior and 40 catches for 525 yards and 10 touchdowns as a junior ... Added 20 tackles on defense as a senior ... Was a two-time first-team all-league and all-region selection ... Also was a two-time all-state pick, including one first-team nod ... A three-star recruit by Rivals and Scout, and a two-star pick by 247sports ... Rivals and Scout ranked him as the No. 2 tight end in the state of Nevada ... Received a grade of 79 by Scout ... Also played basketball and baseball at Reed HS.

## FRESHMAN (TRUE) SEASON (2016)

Was one of two players to be named the team's outstanding freshman (also running back Juwan Washington) ... Played in each of his final 10 games with four starts, making five catches for 32 yards (6.4 avg.) and a touchdown with a long of 14 yards, while handling short snapping duties on PATs and field goals ... Did not play in the opener vs. New Hampshire or the following week against California ... Did not see any action at Northern Illinois or at South Alabama, but was on the travel squad ... Logged his first career collegiate snaps against UNLV, mainly on special teams, but a little in offensive situations ... Was the team's short snapper on PATs and field goals as well ... Earned his first career start at tight end at Fresno State, making his first career catch - a 14-yarder ... Played again off the bench against San José State without finding the stat sheet ... Had a 5-yard grab in his second career start at Utah State ... Made another start vs. Hawai'i, but did not record a stat ... Came off the bench in front of his hometown crowd at Nevada, but did not find the stat sheet ... Had a career-high two catches for eight yards (4.0 avg.) at Wyoming, including a 3-yard touchdown ... The touchdown was the first of his career and came with no time left in the first half, giving SDSU a 17-10 lead ... Played off the bench vs. Colorado State, but did not find the stat sheet ... Earned his fourth start of the season in the MW Championship game at Wyoming, but did not

## PERSONAL

Parker Houston was born Dec. 6, 1997, in Reno, Nev. ... Also received offers from Idaho, Nevada and Toledo in the recruiting process ... Is majoring in criminal justice.

## SINGLE-GAME BESTS

**Career Highs:** Receptions: 2 vs. Nevada (11/18/17), at Wyoming (11/19/16); Receiving Yards: 23 vs. UC Davis (9/2/17); Receiving Touchdowns: 1 at Wyoming (11/19/16); Long Reception: 23 vs. UC Davis (9/2/17).

## Houston's Career Statistics

Receiving									
Season	GP	GS	Rec.	Yds.	Avg.	Long	TD	Rec/Gm	Yds/Gm.
2016	10	4	5	32	6.4	14	1	0.5	3.2
2017	13	7	6	56	9.3	23	0	0.5	4.3
<b>Career</b>	<b>23</b>	<b>11</b>	<b>11</b>	<b>88</b>	<b>8.0</b>	<b>23</b>	<b>1</b>	<b>0.5</b>	<b>3.8</b>

# 66 → Shane Irwin



- ◆ Defensive Line
- ◆ Freshman - Redshirt, 6-4, 260
- ◆ Palos Verdes Estates, Calif.
- ◆ Palos Verdes High

Physical defensive lineman who continues to get bigger in the weight room ... Also is improving his technique ... Enters 2018 third on the depth chart at left defensive end behind upperclassmen Chibu Onyeukwu and Myles Cheatum.

## REDSHIRT SEASON (2017)

Redshirted his first year on The Mesa.

## HIGH SCHOOL

Won four varsity letters at Palos Verdes High School ... Totaled 221 tackles, 75 tackles for loss, 34.5 sacks and 24 quarterback hurries during his prep career, according to Max-

Preps ... Enjoyed a stellar senior season for the Sea Kings, posting 98 tackles, 44 tackles for loss, 18.5 sacks and 14 QB hurries at defensive end ... Played on both sides of the ball over his final three years, compiling 46 receptions for 520 yards and nine touchdowns at the tight end position ... Scored six touchdowns as a junior on 21 catches for 177 yards ... Was twice named the Bay League's Most Valuable Player and collected all-area honors on two occasions ... Also garnered all-CIF accolades and was an all-area defensive MVP ... Helped Palos Verdes High win four consecutive conference championships ... Sea Kings also captured the CIF Southern Section Western Division crown during his sophomore season and advanced to the title game in his junior campaign ... Was a three-star recruit by ESPN and Scout, and a two-star recruit by Rivals ... Earned a grade of 82 by 247sports and a 70 by ESPN ... Was listed fifth among defensive ends in

the state of California by Scout and was ranked 18th in the West ... Also played one year of varsity lacrosse as a freshman.

## PERSONAL

Shane Patrick Irwin was born May 20, 1998, in Torrance, Calif. ... Son of Kelly Irwin ... Chose San Diego State over the likes of Washington State, New Mexico, Nevada, Hawai'i, Utah State, San José State, Northern Arizona and UC Davis ... Is majoring in business administration.

AZTEC FOOTBALL MEDIA GUIDE





## 60 → Keith Ismael



- ◆ Offensive Line
- ◆ Sophomore - 1 Letter, 6-3, 310
- ◆ Oakland, Calif.
- ◆ Sacred Heart Cathedral Prep

Started all 13 games last year as a redshirt freshman, including eight starts at center and five at right guard.

- ◆ 2017 Second-Team All-Mountain West
- ◆ 2017 SDSU Co-Outstanding Freshman Award

### At A Glance

► Joined teammate Tyler Roemer as the only non-senior offensive linemen (both were freshmen) on either the Mountain West first or second team, garnering second-team accolades.

► Shared the team's Freshman-of-the-Year award in 2017 with safety Tariq Thompson.

► An international security and conflict resolution major at San Diego State after starting off as an aerospace engineering major.

Pronounced Iz-MALE ... Big, athletic offensive lineman with excellent technique ... Has a ton of potential ... Was slated to start at left

### Ismael's Career Statistics

Season	GP	GS
2017	13	13
Career	13	13

guard as a redshirt freshman heading into the 2017 fall camp, but moved to center and eventually right guard ... Is expected to start at right guard heading into the 2018 campaign.

#### SOPHOMORE SEASON (2018)

Is a preseason first-team all-Mountain West selection by *Athlon Sports*, *Phil Steele Magazine* and *Street & Smith's*.

#### FRESHMAN SEASON (2017)

Earned second-team all-Mountain West accolades from the league's coaches and media ... Also was a third-team all-MW pick by *Phil Steele Magazine* ... Earned the Co-Outstanding Freshman Award (with Tariq Thompson) ... Started the team's 13 games, including the eight at center and five at right guard ... Played the most snaps (829) on either side of the ball, according to *Pro Football Focus* ... Logged his first career start in his first career game played at center in the opener against UC Davis ... Also started at center at Arizona State, again vs. No. 19/19 Stanford, at Air Force in the Mountain West opener, vs. Northern Illinois and against Boise State ... Started for the first time of his career at right guard against Fresno State with senior Antonio Rosales not healthy enough to play ... Also started at right guard at Hawai'i, at San José State, vs. Nevada and against New Mexico ... Moved back to center for the Armed Forces Bowl against Army West Point.

#### REDSHIRT SEASON (2016)

Redshirted his first season with the Aztecs, but was on the two-deep and traveled the entire year as a true freshman.

#### HIGH SCHOOL

Earned two letters at Sacred Heart Cathedral Prep in San Francisco ... Was a first-team all-league pick ... Also was a second-team all-metro honoree ... Named the team's offensive lineman MVP ... A two-star recruit by both Rivals and Scout ... Also played lacrosse at SHCP.

#### PERSONAL

Keith Edward Ismael was born July 25, 1998, in San Francisco ... Son of George Ismael and Johanna Woodby ... Picked San Diego State over offers from Air Force, Army, Colorado State, Eastern Washington, Hawai'i, Montana, San José State, UC Davis and Utah State ... Is majoring in international security and conflict resolution.

### Ismael's Career Game-By-Game

#### FRESHMAN SEASON - 2017 G-x-G

Date	Opponent	GP	GS/POS
S.2	UC Davis	1	C
S.9	at Arizona State	1	C
S.16	No. 19/19 Stanford	1	C
S.23	at Air Force*	1	C
S.30	Northern Illinois	1	C
O.7	at UNLV*	1	C
O.14	Boise State*	1	C
O.21	Fresno State*	1	RG
O.28	at Hawai'i*	1	RG
N.4	at San José State*	1	RG
N.18	Nevada*	1	RG
N.24	New Mexico*	1	RG
D.23	vs. Army West Point+	1	C
<b>2017 SEASON TOTALS</b>		<b>13</b>	<b>13</b>

\* - Mountain West game. + - 2017 Lockheed Martin Armed Forces Bowl (Amon Carter Stadium; Fort Worth, Texas).



## 22 → Chase Jasmin



- ◆ Running Back
- ◆ Sophomore - 1 Letter, 5-11, 195
- ◆ Agoura Hills, Calif.
- ◆ Westlake High

Had a breakout game with 82 yards and a touchdown on 14 carries (5.86 ypg.) at San José State.

Speedy, evasive running back ... Will be expected to log big carries this year as the

backup to all-Mountain West candidate Juwan Washington ... Also sees time on the

### Jasmin's Career Game-By-Game

#### FRESHMAN SEASON - 2017 GAME-BY-GAME / RUSHING

Date	Opponent	GP	GS	No.	Yds.	Avg.	Lg.	TD	TD Lengths
S.2	UC Davis	1	0	4	2	0.50	2	0	
O.7	at UNLV*	1	0	5	29	5.80	8	1	8
O.21	Fresno State*	1	0	1	-1	-1.00	0	0	
O.28	at Hawai'i*	1	0	6	17	2.83	6	0	
N.4	at San José State*	1	0	14	82	5.86	20	1	9
N.18	Nevada*	1	0	3	8	2.67	7	0	
<b>2017 SEASON TOTALS</b>		<b>13</b>	<b>0</b>	<b>33</b>	<b>137</b>	<b>4.15</b>	<b>20</b>	<b>2</b>	

Bold indicates season high. \* - Mountain West game. + - 2017 Lockheed Martin Armed Forces Bowl (Amon Carter Stadium; Fort Worth, Texas).

special teams units, where he is set to return kicks with Washington this year.

#### FRESHMAN SEASON (2017)

Played in the team's 13 games, rushing 33

# Aztec Players

EIGHT STRAIGHT BOWL GAME APPEARANCES ► 21 CONFERENCE CHAMPIONSHIPS



CHASE JASMIN -- DELON JEMMOTT ◀ PLAYERS



times for 137 yards (4.2 avg.) with two touchdowns ... Also had four tackles (two solo) on special teams ... Played in his first career game against UC Davis in the opener, carrying the ball four times for two yards (0.5

avg.) with a long of two ... Also saw time on multiple special teams units ... Logged statless time on special teams at Arizona State and again vs. No. 19/19 Stanford ... Recorded his first career tackle (an assisted

one) at Air Force on special teams ... Logged snaps on special teams vs. Northern Illinois ... Had a good game at UNLV, carrying five times for 29 yards (5.8 avg.) with an 8-yard touchdown ... The touchdown was the first of his career ... Also added an assisted stop on special teams ... Made an assisted tackle against Boise State in special teams ... Carried the ball one time late against Fresno State, but it went down as a 1-yard loss ... Rushed six times for 17 yards (2.8 avg.) at Hawai'i late in the game with a long of six yards ... Rushed a career-high 14 times for a career-best 82 yards and a touchdown in his most playing time of his career at San José State ... Scored his second rushing touchdown of the season (and his career) on a 9-yard carry in the third quarter ... Had three rushes for eight yards (2.7 avg.) with a long of seven yards ... Did not record a stat in special teams time vs. New Mexico ... Made a special teams solo tackle against Army West Point in the Armed Forces Bowl.

#### REDSHIRT SEASON (2016)

Utilized his redshirt season.

#### HIGH SCHOOL

Earned three letters at Westlake High School in Westlake Village, Calif. ... Rushed for 2,808 yards and 24 touchdowns over his three-year career on 378 attempts (7.4 avg.), breaking 100 yards on 12 occasions (according to MaxPreps) ... Added 30 career receptions for 315 yards (10.5 avg.) and another score ... Ran for 979 yards and 11 touchdowns on 149 carries (6.6 avg.) as a senior with five 100-yard rushing games ... Also caught 14 passes for 198 yards (14.1 avg.) ... Rushed for 1,413 yards and 13 touchdowns on 157 attempts (9.0 avg.) as a junior with seven 100-yard rushing games ... Added nine catches for 54 yards (6.0 avg.) and another score ... Carried 72 times for 416 yards (5.8 avg.) and two touchdowns as a sophomore, while adding seven catches for 63 yards (9.0 avg.) ... An all-Marmonte League and all-CIF selection ... A three-star recruit by Rivals, Scout, 247sports and

ESPN ... Scout ranks him as the eight-best running back in California and 10th on the West Coast ... Received a grade of 85 by Scout and a 75 by ESPN ... Also competed in boxing growing up.

#### PERSONAL

Chase Donovan Jasmin was born Sept. 10, 1998, in Agoura Hills, Calif. ... Son of Robert and Deborah Jasmin ... Also received offers from Arizona, Colorado, Montana State, Nevada, Oregon State, San José State, Washington, Washington State and Wyoming, while receiving interest from USC ... Is majoring in interdisciplinary studies.

#### SINGLE-GAME BESTS

**Career Highs:** Carries: 14 at San José State (11/4/17); Rushing Yards: 82 at San José State (11/4/17); Rushing Touchdowns: 1 at San José State (11/4/17), at UNLV (10/7/17); Long Rush: 20 at San José State (11/4/17); All-Purpose Yards: 82 at San José State (11/4/17); Total Touchdowns: 1 at San José State (11/4/17), at UNLV (10/7/17); Tackles: 1, four times.

## Jasmin's Career Statistics

Season	GP	GS	Rushing							Receiving			
			Att.	Yds.	TD	Lg.	Avg.	100+	No.	Yds.	Avg.	TD	Lg.
2017	13	0	33	137	2	20	4.2	0	0	0	0.0	0	0
Career	13	0	33	137	2	20	4.2	0	0	0	0.0	0	0

# 78 → Delon Jemmott



- ◆ Offensive Line
- ◆ Freshman - Redshirt, 6-6, 280
- ◆ Toronto, Ontario, Canada
- ◆ Carnegie Schools Riverside (Calif.) High

One of three Aztecs from Canada (also Ladji Bagayoko and Daniel Okpoko).

Pronounced DUH-lon JAH-mott ... Athletic body who signed with the 2017 class, but did not start practicing with the Aztecs until the spring of 2018 ... Will look to see action at the guard spot.

#### REDSHIRT SEASON (2017)

Was on campus, but did not participate in team activities.

#### HIGH SCHOOL

Earned one letter at Carnegie Schools Riverside in Riverside, Calif. ... Originally was from Toronto, Ontario, Canada ... Was named the defensive MVP ... A two-star recruit by Rivals.

#### PERSONAL

Delon Capone Jemmott was born May 5, 1998, in Toronto ... Son of Sandy Da Costa ... Is majoring in history.

AZTEC FOOTBALL MEDIA GUIDE



## 36 → Dwayne Johnson Jr.



- ◆ Safety
- ◆ Sophomore - 1 Letter, 6-2, 215
- ◆ Murrieta, Calif.
- ◆ Vista Murrieta High

No relation to Dwayne "The Rock" Johnson.

Hard-hitting safety who figures to get more time in 2018, now in his third season with the program ... Missed all of spring with a foot injury ... Is listed as the backup to Parker Baldwin heading into the 2018 campaign.

### FRESHMAN SEASON (2017)

Played in 12 of the team's 13 games on the season with one start, making 14 tackles (11 solo) with a 7-yard tackle for loss ... Logged his first career snaps against UC Davis in the opener, recording three tackles (all solo), including a 7-yard tackle for loss ... Logged special teams snaps late at Arizona State, but did not record a stat ... Did not play vs. No. 19/19 Stanford ... Played statless time on special teams at Air Force and vs. Northern Illinois ... Had two tackles late on de-

fense at UNLV ... Logged statless snaps late against Boise State ... Made one assisted tackle in 11 snaps late against Fresno State ... Had the best game of his young career in his first career start at Hawai'i, making four tackles (all solo) ... Played all 57 snaps in the game ... Did not find the stat sheet in playing time off the bench at San José State ... Had three tackles (two solo) in a reserve role against Nevada ... Registered one solo tackle against New Mexico ... Did not record a stat in playing time vs. Army West Point in the Armed Forces Bowl.

### REDSHIRT SEASON (2016)

Redshirted his first year with the Aztecs.

## Johnson's Career Statistics

Season	GP	GS	UA	A	TT	TFL	Sk	Int.	PBU	FF	FR
2017	12	1	11	3	14	1.0	0.0	0	0	0	0
Career	12	1	11	3	14	1.0	0.0	0	0	0	0

## Johnson's Career Game-By-Game

### FRESHMAN SEASON - 2017 GAME-BY-GAME

Date	Opponent	GP	GS	UA	A	TT	TFL	Sk.	Int.	PBU	FF	FR
S.2	UC Davis	1	0	3	0	3	1.0	0.0	0	0	0	0
S.9	at Arizona State	1	0	0	0	0	0.0	0.0	0	0	0	0
S.16	No. 19/19 Stanford	--- Did Not Play ---										
S.23	at Air Force*	1	0	0	0	0	0.0	0.0	0	0	0	0
S.30	Northern Illinois	1	0	0	0	0	0.0	0.0	0	0	0	0
O.7	at UNLV*	1	0	1	1	2	0.0	0.0	0	0	0	0
O.14	Boise State*	1	0	0	0	0	0.0	0.0	0	0	0	0
O.21	Fresno State*	1	0	0	1	1	0.0	0.0	0	0	0	0
O.28	at Hawai'i*	1	1	4	0	4	0.0	0.0	0	0	0	0
N.4	at San José State*	1	0	0	0	0	0.0	0.0	0	0	0	0
N.18	Nevada*	1	0	2	1	3	0.0	0.0	0	0	0	0
N.24	New Mexico*	1	0	1	0	1	0.0	0.0	0	0	0	0
D.23	vs. Army West Point+	1	0	0	0	0	0.0	0.0	0	0	0	0
<b>2017 SEASON TOTALS</b>		<b>12</b>	<b>1</b>	<b>11</b>	<b>3</b>	<b>14</b>	<b>1.0</b>	<b>0.0</b>	<b>0</b>	<b>0</b>	<b>0</b>	<b>0</b>

*Bold indicates season high. \* - Mountain West game. + - 2017 Lockheed Martin Armed Forces Bowl (Amon Carter Stadium; Fort Worth, Texas).*

### HIGH SCHOOL

Was a three-year letterwinner at Vista Murrieta High School ... Over his three years the Broncos went 35-7 (.833) and 15-0 in league play ... Led VMHS to a 12-2 record as a senior, including a 5-0 mark in league play and eventual No. 12 state ranking ... Vista Murrieta was also 11-3 (5-0 league) in 2014 and 12-2 (5-0 league) in 2013 ... Totaled 207 tackles (120 solo), seven tackles for loss, eight interceptions, 22 pass deflections, a forced fumble, three fumble recoveries, two blocked punts and a blocked field goal over his final two years (according to MaxPreps) ... Was a three-star recruit by Scout and 247 sports, and a two-star recruit by Rivals and ESPN ... Scout rated him as the 17th-best

safety in California and the 26th best on the West Coast ... Received a grade of 83 by 247sports and a 68 by ESPN ... Also played basketball at Vista Murrieta HS.

### PERSONAL

Dwayne W. Johnson, Jr., was born March 11, 1997, in Oceanside, Calif. ... Son of Dwayne Johnson, Sr., and Keshia Johnson, and stepson of Reki Hicks ... Chose the Aztecs over an offer from UNLV ... Is majoring in interdisciplinary studies.

### SINGLE-GAME BESTS

**Career Highs:** Tackles: 4 at Hawai'i (10/28/17); Tackles For Loss: 1.0 vs. UC Davis (9/2/17).

## 49 → Cameron King



- ◆ Long Snapper
- ◆ Freshman - Redshirt, 6-0, 215
- ◆ San Diego, Calif.
- ◆ Cathedral Catholic High

Walk-on long snapper, who joined the Aztecs in the 2017 fall camp.

### REDSHIRT SEASON (2017)

Redshirted his first season at SDSU.

### HIGH SCHOOL

Was a two-year letterwinner at powerhouse Cathedral Catholic High School ... Helped the Dons to a state title and CIF open division championship ... Was a three-time special teams player of the year ... Also competed on the rugby team at CCHS.

### PERSONAL

Cameron Axel King was born Jan. 7, 1999, in San Diego ... Son of David and Kimberly King ... Is majoring in political science.

## 43 → Liam King



- ◆ Kicker/Punter
- ◆ Freshman - Redshirt, 5-9, 170
- ◆ San Diego, Calif.
- ◆ Cathedral Catholic High

Walk-on kicker who will look to challenge for a backup spot this year ... Enters 2018 as the backup punter and the third kicker.

### REDSHIRT SEASON (2017)

Redshirted his first year at SDSU.

### HIGH SCHOOL

Earned three letters at nearby Cathedral Catholic High School ... Helped the Dons to a state title and CIF open division championship ... Made a game-winning field goal in the 2016 state championship ... Was a two-

time special teams MVP ... Received 4.5 stars (out of 5) by Chris Sailer Kicking ... Also played soccer at CCHS for two years.

### PERSONAL

Liam King was born Nov. 11, 1998, in San Diego ... Son of Jeff and Ann King ... Also was recruited by Army West Point, among other non-DI schools ... Is majoring in construction engineering.



## 39 → Ronley Lakalaka



- ◆ Linebacker
- ◆ Senior - 3 Letters, 6-0, 225
- ◆ Kalihi, Hawaii
- ◆ Punahou High

Younger brother, Seyddrick, is a redshirt freshmen linebacker on the Aztecs.

◆ 2017 Second-Team All-Mountain West

### At A Glance

▶ Older brother, Steven, played running back at Hawai'i from 2013-16, while his younger brother, Seyddrick, is a redshirt freshman linebacker on the Aztecs this fall.

▶ Full name is Ronley Saumaniafaese Lealao Lakalaka.

▶ Led the Aztecs in tackles (82) last year despite missing a game.

▶ Has four double-digit tackle games, including three last season.

▶ Was one of two true freshmen on the depth chart on either side of the ball in 2015 (also safety Parker Baldwin).

### Ronley Lakalaka - Inside The Numbers

#### MOST TACKLES BY AMONG ACTIVE AZTEC PLAYERS

Pl.	Name	2018 Year	Tackles
1.	▶ Ronley Lakalaka	Sr.	166
2.	Parker Baldwin	Sr.	155
3.	Ron Smith	Jr.	119
4.	Noble Hall	Sr.	85
5.	Kyahva Tezino	Jr.	64

#### MOST STARTS BY AMONG ACTIVE AZTEC DEFENSIVE PLAYERS

Pl.	Name	2018 Year	Starts
1.	Noble Hall	Sr.	26
2.	▶ Ronley Lakalaka	Sr.	25
3.	Parker Baldwin	Sr.	20
4.	Ron Smith	Jr.	19
5.	Tariq Thompson	So.	13

#### MOST TACKLES BY AN AZTEC UNDERCLASSMAN IN THE ROCKY LONG DEF. COOR. ERA (SINCE 2009)

Pl.	Name	Season	Starts
1.	Jake Fely	2012	90
2.	Calvin Munson	2014	83
3.	▶ Ronley Lakalaka	2016	73
4.	Nat Berhe	2011	67
5.	Parker Baldwin	2016	66

"SDSU's Best Defensive Player" ... Started and played 12 of the team's 13 games, making 82 tackles (44 solo), including three sacks, 5.5 tackles for loss and five quarterback hurries ... The 82 tackles led the team ... Also led the team with 65 stops on rushing plays ... Started for the 13th straight game and 14th time of his career in the opener against UC Davis, making two tackles (both solo), including a 5-yard sack (and tackle for loss) ... Had three tackles (one solo), including a 13-yard sack (and TFL) in a start at Arizona State ... The sack was the third of his career, all over the previous three games ... Had four stops and a QBH against No. 19/19 Stanford ... Logged a then season-high 10 stops at Air Force, the second most on the team and the third most in the game ... Registered eight tackles (four solo) with a 2-yard

### R. Lakalaka's Career Game-By-Game

#### FRESHMAN (TRUE) SEASON - 2015 GAME-BY-GAME

Date	Opponent	GP	GS	UA	A	TT	TFL	Sk.	Int.	PBU	FF	FR
S.5	San Diego						---	Did Not Play	---			
S.12	at California						---	Did Not Play	---			
S.19	South Alabama						---	Did Not Play	---			
S.26	at Penn State	1	0	0	0	0	0.0	0.0	0	0	0	0
O.3	Fresno State*	1	0	0	0	0	0.0	0.0	0	0	0	0
O.10	at Hawai'i*	1	0	0	1	1	0.0	0.0	0	0	0	0
O.17	at San José State*	1	0	2	1	3	0.0	0.0	0	0	0	0
O.23	Utah State*	1	0	1	0	1	0.0	0.0	0	0	0	0
O.31	at Colorado State*	1	0	0	1	1	0.0	0.0	0	0	0	0
N.14	Wyoming*	1	0	0	1	1	0.0	0.0	0	0	0	0
N.21	at UNLV*	1	0	1	1	2	0.0	0.0	0	0	0	0
N.28	Nevada*	1	0	0	0	0	0.0	0.0	0	0	0	0
D.5	Air Force**	1	0	0	0	0	0.0	0.0	0	0	0	0
D.24	vs. Cincinnati%	1	0	1	1	2	0.0	0.0	0	0	0	0
<b>2015 SEASON TOTALS</b>		<b>11</b>	<b>0</b>	<b>5</b>	<b>6</b>	<b>11</b>	<b>0.0</b>	<b>0.0</b>	<b>0</b>	<b>0</b>	<b>0</b>	<b>0</b>

#### SOPHOMORE - 2016 GAME-BY-GAME

Date	Opponent	GP	GS	UA	A	TT	TFL	Sk.	Int.	PBU	FF	FR
S.3	New Hampshire	1	1	3	2	5	0.0	0.0	0	0	0	0
S.10	California	1	0	2	2	4	0.0	0.0	1	0	0	0
S.17	at Northern Illinois	1	1	2	2	4	0.0	0.0	0	0	0	0
O.1	at South Alabama	1	1	2	1	3	0.0	0.0	0	0	0	0
O.8	UNLV*	1	1	3	1	4	0.5	0.0	0	0	0	0
O.14	at Fresno State*	1	1	1	2	3	0.0	0.0	0	0	0	0
O.21	San José State*	1	1	1	1	2	0.0	0.0	0	0	0	0
O.28	at Utah State*	1	1	1	5	6	0.0	0.0	0	0	0	0
N.5	Hawai'i*	1	1	1	3	4	0.0	0.0	1	0	0	0
N.12	at Nevada*	1	1	2	3	5	0.0	0.0	0	0	0	0
N.19	at Wyoming*	1	1	8	4	12	0.0	0.0	0	1	0	0
N.26	Colorado State*	1	1	2	4	6	0.0	0.0	0	0	0	0
D.3	at Wyoming*	1	1	4	2	6	1.5	0.0	0	0	0	0
D.17	vs. Houston^	1	1	5	4	9	1.0	1.0	0	0	0	0
<b>2016 SEASON TOTALS</b>		<b>14</b>	<b>13</b>	<b>37</b>	<b>36</b>	<b>73</b>	<b>3.0</b>	<b>1.0</b>	<b>2</b>	<b>1</b>	<b>0</b>	<b>0</b>

#### JUNIOR - 2017 GAME-BY-GAME

Date	Opponent	GP	GS	UA	A	TT	TFL	Sk.	Int.	PBU	FF	FR
S.2	UC Davis	1	1	2	0	2	1.0	1.0	0	0	0	0
S.9	at Arizona State	1	1	1	2	3	1.0	1.0	0	0	0	0
S.16	No. 19/19 Stanford	1	1	2	2	4	0.0	0.0	0	0	0	0
S.23	at Air Force*	1	1	4	6	10	0.0	0.0	0	0	0	0
S.30	Northern Illinois*	1	1	4	4	8	1.0	0.0	0	0	0	0
O.7	at UNLV*	1	1	2	4	6	0.5	0.0	0	0	0	0
O.14	Boise State*	1	1	4	4	8	0.0	0.0	0	0	0	0
O.21	Fresno State*	1	1	8	2	10	0.0	0.0	0	0	0	0
O.28	at Hawai'i*	1	1	3	0	3	0.0	0.0	0	0	0	0
N.4	at San José State*	1	1	0	4	4	0.0	0.0	0	0	0	0
N.18	Nevada*	1	1	5	4	9	1.0	1.0	0	0	0	0
N.24	New Mexico*						---	Did Not Play - Violation of Team Rules	---			
D.23	vs. Army West Point+	1	1	9	6	15	1.0	0.0	0	0	0	0
<b>2017 SEASON TOTALS</b>		<b>12</b>	<b>12</b>	<b>44</b>	<b>38</b>	<b>82</b>	<b>5.5</b>	<b>3.0</b>	<b>0</b>	<b>0</b>	<b>0</b>	<b>0</b>

*Bold indicates season high. \* - Mountain West game. \*\* - 2015 Sports Authority Mountain West Championship (Qualcomm Stadium; San Diego, Calif.). % - 2015 Hawai'i Bowl (Aloha Stadium; Honolulu, Hawaii). @ - 2016 Mountain West Championship (War Memorial Stadium; Laramie, Wyo.). ^ - 2016 Las Vegas Bowl (Sam Boyd Stadium; Las Vegas, Nev.). + - 2017 Lockheed Martin Armed Forces Bowl (Amon Carter Stadium; Fort Worth, Texas).*

tackle for loss against Northern Illinois ... Had a team-high six stops (two solo), including 0.5 tackles for loss in a start at UNLV ... Made eight tackles (second on team) with a QBH in another start vs. Boise State ... Had

a team-high and game-high-tying 10 tackles (eight solo) and another quarterback hurry against Fresno State ... Came up with three solo stops and a quarterback hurry at Hawai'i ... Had four tackles (all assisted) at

# Aztec Players



EIGHT STRAIGHT BOWL GAME APPEARANCES ► 21 CONFERENCE CHAMPIONSHIPS

San José State ... Had a huge game against Nevada, recording nine tackles (five solo) with a 12-yard sack (and tackle for loss) and a quarterback hurry ... Did not play against New Mexico ... Had a career-high 15 tackles, including nine solo, against Army West Point in the Armed Forces Bowl ... It was his fourth career double-digit tackle game ... One of his 15 stops went for a 2-yard loss.

## SOPHOMORE SEASON (2016)

Played in all 14 games, starting 13 times ... Had 73 tackles (37 solo) to go along with three tackles for loss, an 8-yard sack, two interceptions for 20 yards and a touchdown, a pass breakup and five quarterback hurries ... The 73 tackles ranked second on the team ... Came up with a then-career-high five tackles (three solo) in his first career start against New Hampshire in the opener ... Had another good game off the bench against California, registering four tackles (two solo) and a 9-yard interception returned for a touchdown ... The touchdown put the Aztecs up, 28-21, late in the second quarter, a lead they would never relinquish ... The interception (and touchdown) was the first of his career ... Earned his second career start at Northern Illinois, making four stops (two solo) ... Had three tackles (two solo) in a start at South Alabama ... Came up with four tackles (three solo) in a fourth start vs. UNLV ... Also had a 1/2 tackle for loss for two yards and his first two career quarterback hurries ... Registered three tackles in a fourth straight start at Fresno State ... Came up with two stops (one solo) and three quarterback hurries in a start against San José State ... Had six tackles in a start at Utah State, leading the team in stops for the first

time of his career ... Had another good game in a start vs. Hawai'i, coming up with four tackles and a 11-yard interception ... The interception led to a John Baron field goal ... Made five stops in another start at Nevada ... Finished with a career-high 12 tackles (eight solo) and a PBU at Wyoming ... Led the team in tackles for the second time of the season (and career) ... Reached double-digits in tackles for the first time of his career ... Registered six tackles in a start vs. Colorado State ... Came up with six stops (four solo), including a career-high 1.5 tackles for loss in a start at Wyoming in the MW Championship game ... Totaled nine tackles (five solo) with an 8-yard tackle for loss (and sack) against Houston in the Las Vegas Bowl ... The sack was the first of his career.

## FRESHMAN (TRUE) SEASON (2015)

Played in 11 games on the season, making 11 tackles with one quarterback hurry ... Mainly was used on special teams, but gradually logged more snaps in the backfield toward the end of the season ... Was on the travel roster, but did not play in the first three games of the season against San Diego, at California and vs. South Alabama ... Logged his first appearance of his Division I career at Penn State on special teams without finding the stat sheet ... Played again vs. Fresno State, but did not record a stat ... Logged his first stat, making an assisted tackle at Hawai'i ... Logged significant snaps on defense at San José State with starter Jake Fely injured for the second half ... Had three tackles (two solo) in the contest ... Had a solo tackle against Utah State off the bench ... Came up with an assisted stop in time off the pine at Colorado State ... Made an as-



sisted tackle against Wyoming ... Registered two stops (one solo) off the pine at UNLV ... Did not record a stat in time off the bench vs. Nevada ... Also did not find the stat sheet in a reserve role vs. Air Force in the Mountain West Championship game ... Had two tackles (one solo) and picked up his first career quarterback hurry vs. Cincinnati in the Hawai'i Bowl.

## HIGH SCHOOL

Recorded a team-high seven sacks, along with two interceptions as a senior at Punahou High School in Kalihi, Hawaii, according to *MaxPreps.com* ... Led Punahou to an 8-1 overall record and an appearance in the HHSAA Division I championship game in 2014 ... Was a two-time all-state first-team selection and a two-time ILH first-team pick ... Led the team in tackles and was chosen as the hardest hitting player on the team ... A three-star recruit by Scout and a two-star recruit by Rivals.

## PERSONAL

Ronley Saumaniafaese Lealao Lakalaka was born Jan. 23, 1997, in Honolulu, Hawaii ... Picked SDSU over an offer from Hawai'i and also had interest from California ... Brother, Steven, played running back at Hawai'i from 2013-16, while his younger brother, Seyddrick, will be a freshman at San Diego State this year ... Is majoring in social science.

## SINGLE-GAME BESTS

**Career Highs:** Tackles: 15 vs. Army West Point (12/23/17); Tackles For Loss: 2.0 at Wyoming (12/3/16); Sacks: 1.0, four times; Interceptions: 1 vs. Hawai'i (11/5/16), vs. California (9/10/16); Pass Breakups: 1 at Wyoming (11/19/16); Defensive Touchdowns: 1 vs. California (9/10/16).

## R. Lakalaka's Career Statistics

Defense											
Season	GP	GS	UA	A	TT	TFL	Sk	Int.	PBU	FF	FR
2015	11	0	5	6	11	0.0	0.0	0	0	0	0
2016	14	13	37	36	73	3.0	1.0	2	1	0	0
2017	12	12	44	38	82	5.5	3.0	0	0	0	0
<b>Career</b>	<b>37</b>	<b>25</b>	<b>86</b>	<b>80</b>	<b>166</b>	<b>8.5</b>	<b>4.0</b>	<b>2</b>	<b>1</b>	<b>0</b>	<b>0</b>

## 43 → Seyddrick Lakalaka



- ◆ Linebacker
- ◆ Freshman - Redshirt, 6-1, 220
- ◆ Kalihi, Hawaii
- ◆ Punahou High

Is the younger brother of Ronley Lakalaka, who led the Aztecs with 82 tackles last year.

Pronounced SAID-rick LOCK-ah-LOCK-ah ... Stout linebacker, who continues to learn

the 3-3-5 defense ... Will look for playing time this season ... Enters the season third on the

depth chart at one of the outside linebacker spots.

## REDSHIRT SEASON (2017)

Redshirted the 2017 campaign.

## HIGH SCHOOL

Three-year letterwinner at Punahou High School in Honolulu ... Younger brother of San Diego State junior linebacker, Ronley, and former Hawai'i running back, Steven ... Was second-team all-league as a senior and a honorable mention pick as a junior ... A two-star recruit by both Rivals and Scout ... Also played basketball at Punahou High School and was on the track & field team.

## PERSONAL

Seyddrick Loko Manupuna Lakalaka was born Feb. 4, 1999, in Honolulu, Hawaii ... Son of Serena Lakalaka ... Older brother, Ronley, is a junior linebacker on the team, while oldest brother, Steven, played running back at Hawai'i from 2003-16 ... Is majoring in environmental engineering.



## 34 → Isaac Lessard



- ◆ Fullback
- ◆ Junior - 2 Letters, 6-3, 240
- ◆ Sacramento, Calif.
- ◆ Jesuit High

◆ Two-time MW Fall All-Academic Team (2016-17)

Pronounced less-ARD ... Was recruited as a linebacker, but moved to fullback for the 2015 fall camp ... Gained experience working behind 2018 NFL Draft seventh-round selection Nick Bowden ... Is slated to start for the 2018 season.

### SOPHOMORE SEASON (2017)

Played in seven games with one start, making a 7-yard catch ... Logged snaps off the bench against UC Davis without finding the stat sheet ... Did not play at Arizona State, against No. 19/19 Stanford, at Air Force or vs. Northern Illinois ... Earned his first career start at UNLV and played 34 snaps ... Did not play against Boise State ... Played on the

team's final drive against Fresno State (eight snaps) ... Played 11 snaps at Hawai'i, but did not record a stat ... Logged 16 snaps at San José State off the bench without finding the stat sheet ... Also played 10 snaps vs. Nevada, making his first career catch for seven yards ... Logged statless time late against New Mexico ... Did not see the field against Army West Point in the Armed Forces Bowl.

### FRESHMAN SEASON (2016)

Played in eight games on the season without recording a stat ... According to *Pro Football Focus*, logged 49 snaps for the year ... Played 13 snaps in the opener against New Hampshire and one the following game vs. California ... Played three snaps vs. UNLV ... After not playing against Fresno State, logged snaps in four straight weeks, including nine against San José State, seven at Utah State, seven vs. Hawai'i and three at Nevada ... Also saw action at Colorado State with six snaps.

### REDSHIRT SEASON (2015)

Utilized his redshirt season.

### HIGH SCHOOL

Led Jesuit High School in Sacramento, Calif., with 58 total tackles and four tackles for loss, along with two sacks, two interceptions and a fumble recovery as a senior according to *MaxPreps.com* ... Named

first-team all-Delta League, first-team all-metro, team captain and team's defensive MVP as a senior ... Led the Marauders to a 9-3 overall record in 2014 and an appearance in the second round of the CIF Sac-Joaquin Section playoffs ... Played quarterback his junior season at Yuba City High, completing 89 of 173 pass attempts (51 percent) for 1,711 yards and 16 touchdowns, while rushing for 307 yards and eight scores ... A first-team all-Tri County Conference and all-area selection, and a team captain as a junior ... Helped lead the Honkers to an appearance in the third round of the CIF Sac-Joaquin playoffs in 2013 ... Also played rugby in high school.

### PERSONAL

Isaac Pryde Lessard was born April 17, 1997, in Sacramento, Calif. ... Son of Norm and Noel Lessard ... Father, Norm, played college football at Fresno State ... Chose San Diego State over Sacramento State ... A criminal justice major.

### SINGLE-GAME BESTS

**Career Highs:** Receptions: 1 vs. Nevada (11/18/17); Receiving Yards: 7 vs. Nevada (11/18/17); Long Receptions: 7 vs. Nevada (11/18/17).

## Lessard's Career Statistics

Season	GP	GS	Rushing					Receiving					
			Att.	Yds.	TD	Lg.	Avg.	100+	No.	Yds.	Avg.	TD	Lg.
2016	8	0	0	0	0	0	0.0	0	0	0	0.0	0	0
2017	7	1	0	0	0	0	0.0	0	1	7	7.0	0	7
<b>Career</b>	<b>15</b>	<b>1</b>	<b>0</b>	<b>0</b>	<b>0</b>	<b>0</b>	<b>0.0</b>	<b>0</b>	<b>1</b>	<b>7</b>	<b>7.0</b>	<b>0</b>	<b>7</b>

## 45 → Anthony Luke



- ◆ Defensive Line
- ◆ Senior - 1 Letter, 6-4, 260
- ◆ Roseville, Calif.
- ◆ Woodcreek High/American River College

◆ 2017 MW Fall All-Academic Team

Joined the Aztecs in January in the 2017 signing class out of American River College ... Athletic on the edge, who contributed right away ... Is slated to start at right defensive end after spring drills.

### JUNIOR SEASON (2017)

Played in all 13 games off the bench ... Had 12 tackles (six solo) with 1.5 tackles for loss, a 21-yard interception, 0.5 sacks and a quarterback hurry ... Played in his first collegiate game against UC Davis, but did not record a stat ... Also played statless time at Arizona State ... Registered his first career tackle (an assisted one) against No. 19/19 Stanford, which went down as a half sack (and half

TFL) for three yards ... Made two stops (both solo) with an 8-yard tackle for loss at Air Force ... Had an assisted stop against Northern Illinois ... Registered two tackles (one solo) in 17 snaps at UNLV ... Did not find the stat sheet against Boise State or vs. Fresno State ... Made a solo stop at Hawai'i ... Had an assisted tackle at San José State ... Registered two tackles vs. Nevada ... Came up with one assisted tackle and a quarterback hurry against New Mexico ... Had a solo tackle and his first career interception, which went for 21 yards, off the bench against Army West Point in the Armed Forces Bowl.

### AT AMERICAN RIVER COLLEGE (2014-15)

Played one year at American River College in Sacramento, Calif. ... Totaled 43 tackles,

## Luke's Career Game-By-Game

### JUNIOR - 2017 GAME-BY-GAME

Date	Opponent	GP	GS	UA	A	TT	TFL	Sk.	Int.	PBU	FF	FR
S.2	UC Davis	1	0	0	0	0	0.0	0.0	0	0	0	0
S.9	at Arizona State	1	0	0	0	0	0.0	0.0	0	0	0	0
S.16	No. 19/19 Stanford	1	0	0	1	1	0.5	0.5	0	0	0	0
S.23	at Air Force*	1	0	2	0	2	1.0	0.0	0	0	0	0
S.30	Northern Illinois	1	0	0	1	1	0.0	0.0	0	0	0	0
O.7	at UNLV*	1	0	1	1	2	0.0	0.0	0	0	0	0
O.14	Boise State*	1	0	0	0	0	0.0	0.0	0	0	0	0
O.21	Fresno State*	1	0	0	0	0	0.0	0.0	0	0	0	0
O.28	at Hawai'i*	1	0	1	0	1	0.0	0.0	0	0	0	0
N.4	at San José State*	1	0	0	1	1	0.0	0.0	0	0	0	0
N.18	Nevada*	1	0	1	1	2	0.0	0.0	0	0	0	0
N.24	New Mexico*	1	0	0	1	0	0.0	0.0	0	0	0	0
D.23	vs. Army West Point+	1	0	1	0	1	0.0	0.0	1	0	0	0
<b>2017 SEASON TOTALS</b>		<b>13</b>	<b>0</b>	<b>6</b>	<b>6</b>	<b>12</b>	<b>1.5</b>	<b>0.5</b>	<b>1</b>	<b>0</b>	<b>0</b>	<b>0</b>

*Bold indicates season high. \* - Mountain West game. + - 2017 Lockheed Martin Armed Forces Bowl (Amon Carter Stadium; Fort Worth, Texas).*

3.5 sacks, 12 tackles for loss, one forced fumble, one fumble recovery and three pass breakups in 11 games ... Was named a first-team selection on the 2016 All-America Community College Football Team ... Also was a first-team Region 1 pick ... Was a three-star recruit by 247sports and Scout out of American River College, and a two-star recruit by Rivals ... Received a scouting grade of 83 by 247sports, and was ranked

as the 12th-best strong-side defensive end from the 2017 recruiting class

### HIGH SCHOOL

Played both defensive line and running back at Woodcreek High School in Roseville, Calif., where he was a three-time letterwinner ... Also competed on the wrestling team at Woodcreek HS.

# Aztec Players



EIGHT STRAIGHT BOWL GAME APPEARANCES ► 21 CONFERENCE CHAMPIONSHIPS

## PERSONAL

Anthony Luke was born Nov. 11, 1996, in Carmichael, Calif. ... Son of Tony and Renee Luke ... Picked the Aztecs out of American River over other offers from Utah, Iowa State, Toledo, New Mexico, Florida Atlantic, Buffalo, San José State and Youngstown State ... Is majoring in social science.

(9/23/17); **Sacks:** 0.5 vs. No. 19/19 Stanford (9/16/17); **Interceptions:** 1 vs. Army West Point (12/23/17).

## SINGLE-GAME BESTS

**Career Highs:** **Tackles:** 2 vs. Nevada (11/18/17), at UNLV (10/7/17), at Air Force (9/23/17); **Tackles For Loss:** 1.0 at Air Force

## Luke's Career Statistics

Season	GP	GS	UA	A	TT	TFL	Sk	Int.	PBU	FF	FR
2017	13	0	6	6	12	1.5	0.5	1	0	0	0
<b>Career</b>	<b>13</b>	<b>0</b>	<b>6</b>	<b>6</b>	<b>12</b>	<b>1.5</b>	<b>0.5</b>	<b>1</b>	<b>0</b>	<b>0</b>	<b>0</b>



# 86 → Isiah Macklin



- ◆ Wide Receiver
- ◆ Sophomore - 1 Letter, 6-5, 210
- ◆ Las Vegas, Nev.
- ◆ Green Valley High

At 6 foot, 5 inches, is SDSU's tallest wide receiver on the team.

Tall, athletic receiver with an excellent vertical leap ... Has tons of promise ... Is listed as the co-starting "Z" receiver with Ethan Dedeaux heading into 2018 season after starting twice in 2017.

## FRESHMAN SEASON (2017)

Had three catches for 34 yards (11.3 avg.) on the season in two starts and 12 games played overall ... Started the opener against UC Davis as a redshirt freshman, making a

## Macklin's Career Statistics

Receiving											
Season	GP	GS	Rec.	Yds.	Avg.	Long	TD	Rec/Gm	Yds/Gm.		
2017	12	2	3	34	11.3	17	0	0.3	2.8		
<b>Career</b>	<b>12</b>	<b>2</b>	<b>3</b>	<b>34</b>	<b>11.3</b>	<b>17</b>	<b>0</b>	<b>0.3</b>	<b>2.8</b>		

17-yard catch late in the game and recovering a fumble ... Came off the bench at Arizona State, against No. 19/19 Stanford, at Air Force, vs. Northern Illinois, at UNLV, against Boise State and vs. Fresno State, but did not record a stat ... Earned his second career start at Hawai'i, but did not make a catch ... Had a career-high two catches for a career-high-tying 17 yards (8.5 avg.) off the bench at San José State ... Did not find the stat sheet in playing time vs. Nevada or in the regular-season finale vs. New Mexico ... Did not play against Army West Point in the Armed Forces Bowl.

and the 10th best in the West ... Considered the 15th-best overall recruit out of Nevada by 247sports ... Received a grade 68 by ESPN ... Also played basketball at Green Valley High.

## PERSONAL

Isiah Kaden Macklin was born Sept. 17, 1998, in Las Vegas ... Son of Timothy Macklin and Anne Key ... Picked the Aztecs over an offer from UNLV ... Is majoring in criminal justice.

## SINGLE-GAME BESTS

**Career Highs:** **Receptions:** 2 at San José State (11/4/17); **Receiving Yards:** 17 at San José State (11/4/17), vs. UC Davis (9/2/17); **Long Reception:** 17 vs. UC Davis (9/2/17).

## REDSHIRT SEASON (2016)

Redshirted his first season, starting on the scout team against the Aztecs' first and second-team defense.

## HIGH SCHOOL

Earned two letters at Green Valley in Las Vegas, Nev. ... Was a second-team all-conference pick ... A three-star recruit by Scout at tight end, and a two-star recruit at wide receiver by Rivals and ESPN ... Was ranked as the top tight end in the state of Nevada

## REDSHIRT SEASON (2017)

Redshirted his first season at San Diego State.

## HIGH SCHOOL

Earned three varsity letters at Pitman High School in Turlock, Calif. ... Twice garnered first-team all-Central California Conference accolades ... Helped the Pride reach the CIF Sac-Joaquin Section playoffs all three seasons ... Was rated a three-star recruit by 247sports and Scout, and a two-star recruit by Rivals ... Received a grade of 86 by 247sports ... Ranked ninth among offensive guard prospects in the state of California and 18th in the West, according to Scout.

## PERSONAL

Christopher John Martinez was born Jan. 18, 1999, in San Jose, Calif. ... Son of Bernice Martinez ... Chose San Diego State over Colorado, Arizona, Nevada, San José State and Fresno State ... Undecided on a major.

# 64 → Chris Martinez



- ◆ Offensive Line
- ◆ Freshman - Redshirt, 6-4, 305
- ◆ Turlock, Calif.
- ◆ Pitman High

Young, athletic lineman who continues to get bigger in the weight room ... Enters the 2018 campaign second on the depth chart at right

guard behind 2017 second-team all-Mountain West selection Keith Ismael.

# Aztec Players

EIGHT STRAIGHT BOWL GAME APPEARANCES ► 21 CONFERENCE CHAMPIONSHIPS



## 54 → Caden McDonald



- ◆ Linebacker
- ◆ Freshman - Redshirt, 6-3, 225
- ◆ Haslet, Texas
- ◆ Northwest High

Young, skilled linebacker who is coming off a solid spring campaign ... Enters the season as the backup at linebacker to senior

and 2017 second-team all-Mountain West selection Ronley Lakalaka.

### REDSHIRT SEASON (2017)

Utilized his redshirt season.

### HIGH SCHOOL

Three-year letterwinner at Northwest High School in Justin, Texas ... According to MaxPreps, recorded three interceptions, two fumble recoveries, a forced fumble and a blocked punt over his career ... Totaled a school-record 290 tackles over his career ... Was a first-team all-state selection ... Was a two-time first-team all-district pick ... Was an academic all-state honoree ... Named a Dallas-Fort Worth (DFW) defensive player-of-the-year nominee ... Was the team's defensive player of the year three times ... A three-star recruit by ESPN, 247sports and Scout, and a two-star recruit by Rivals ... Re-

ceived a grade of 80 by 247sports and 72 from ESPN ... Scout had him as the 10th-best linebacker recruit in the talent-rich state of Texas 2017 recruiting class ... Also was a four-year letterwinner for the track & field team, qualifying for the state meet, as well as the district, area and regional championships.

### PERSONAL

Caden Blaine McDonald was born Aug. 13, 1998, in Phoenix, Ariz. ... Son of Mike and Jill McDonald ... Picked SDSU over numerous other offers, including Army West Point, Air Force, North Texas, UTSA, Bowling Green, Fresno State, Northwestern State, Lamar, Brown, Cornell and Penn ... Undecided on a major.

## 58 → Connor Mitchell



- ◆ Defensive Line
- ◆ Freshman - Redshirt, 6-5, 250
- ◆ Island Lakes, Ill.
- ◆ Wauconda High

Young, athletic defensive end who continues to learn the 3-3-5 defense ... Signed with the

2017 class out of high school and joined the Aztecs early for the spring season ... Was a

defensive tackle last year, but enters the 2018 season second on the depth chart at right defensive end behind senior Anthony Luke.

### REDSHIRT SEASON (2017)

Ended up redshirting his first season at SDSU.

### HIGH SCHOOL

Earned three letters at Wauconda High School in Wauconda, Ill. ... Was an all-state, all-area, all-conference and the team MVP for the Bulldogs ... Led the league in sacks as a senior ... Helped lead Wauconda HS to two playoff appearances over this three

years ... A three-star recruit by Rivals and a two-star recruit by Scout ... Also earned all-academic honors with at least a 3.5 GPA each semester ... Also played baseball with the Bulldogs.

### PERSONAL

Connor Mitchell was born March 23, 1998, in Barrington, Ill. ... Son of Andy and Becky Mitchell ... Was also recruited by Air Force, Boise State, Colorado, North Carolina, Purdue and Northwestern ... Is majoring in business administration with an emphasis in finance.

## 98 → Damon Moore



- ◆ Defensive Line
- ◆ Senior - 1 Letter, 6-4, 270
- ◆ Novato, Calif.
- ◆ San Marin High

Walk-on defensive lineman who gained valuable experience practicing with the Aztecs in 2014 ... Missed the entire 2015 season and the 2016 spring campaign with a knee injury, but played in one game in 2016 and 11 last year ... Is slated to back up fellow senior Noble Hall at defensive tackle heading into his final season.

Arizona State ... Had a fumble recovery, the first of his career, against No. 19/19 Stanford ... Made an assisted stop at Air Force ... Had another assisted tackle off the bench against Northern Illinois ... Had two stops (one solo) off the bench at UNLV ... Came up with a career-high three tackles against Boise State (two solo) ... Did not find the stat sheet in time against Fresno State ... Did not travel to Hawai'i or San José State because of an arm injury ... Returned from his injury after the bye week against Nevada, and had one assisted tackle and a quarterback hurry ... Did not record a stat in playing time vs. New Mexico ... Tied a career high with three tackles (two solo) in the Armed Forces Bowl

### JUNIOR SEASON (2017)

Played in 11 of the team's 13 games after playing in just one last year ... Had 12 tackles (five solo), a fumble recovery and a quarterback hurry ... Played late against UC Davis in the opener, but did not record a stat ... Had an assisted tackle off the bench at

## Moore's Career Game-By-Game

### SOPHOMORE - 2016 GAME-BY-GAME

Date	Opponent	GP	GS	UA	A	TT	TFL	Sk.	Int.	PBU	FF	FR
N.5	Hawai'i*	1	0	1	1	2	0.0	0.0	0	0	0	0
<b>2016 SEASON TOTALS</b>		<b>1</b>	<b>0</b>	<b>1</b>	<b>1</b>	<b>2</b>	<b>0.0</b>	<b>0.0</b>	<b>0</b>	<b>0</b>	<b>0</b>	<b>0</b>

### JUNIOR - 2017 GAME-BY-GAME

Date	Opponent	GP	GS	UA	A	TT	TFL	Sk.	Int.	PBU	FF	FR
S.2	UC Davis	1	0	0	0	0	0.0	0.0	0	0	0	0
S.9	at Arizona State	1	0	0	1	1	0.0	0.0	0	0	0	0
S.16	No. 19/19 Stanford	1	0	0	0	0	0.0	0.0	0	0	0	1
S.23	at Air Force*	1	0	0	1	1	0.0	0.0	0	0	0	0
S.30	Northern Illinois	1	0	0	1	1	0.0	0.0	0	0	0	0
O.7	at UNLV*	1	0	1	1	2	0.0	0.0	0	0	0	0
O.14	Boise State*	1	0	2	1	3	0.0	0.0	0	0	0	0
O.21	Fresno State*	1	0	0	0	0	0.0	0.0	0	0	0	0
O.28	at Hawai'i*	--- Did Not Play - Injured ---										
N.4	at San José State*	--- Did Not Play - Injured ---										
N.18	Nevada*	1	0	0	1	1	0.0	0.0	0	0	0	0
N.24	New Mexico*	1	0	0	0	0	0.0	0.0	0	0	0	0
D.23	vs. Army West Point+	1	0	2	1	3	0.0	0.0	0	0	0	0
<b>2017 SEASON TOTALS</b>		<b>11</b>	<b>0</b>	<b>5</b>	<b>7</b>	<b>12</b>	<b>0.0</b>	<b>0.0</b>	<b>0</b>	<b>0</b>	<b>0</b>	<b>1</b>

*Bold indicates season high. \* - Mountain West game. + - 2017 Lockheed Martin Armed Forces Bowl (Amon Carter Stadium; Fort Worth, Texas).*

against Army West Point.

### SOPHOMORE SEASON (2016)

Played in one game on the season, logging 22 snaps (according to *Pro Football Focus*)





against Hawai'i ... Registered two tackles in the reserve role, including one solo stop.

**FRESHMAN SEASON (2015)**  
Missed the entire season with a knee injury.

**REDSHIRT SEASON (2014)**  
Redshirted his first season on The Mesa.

**PERSONAL**  
Damon Charles Moore was born Nov. 21, 1995, in Novato, Calif. ... Son of Brent and Dana Moore ... Is working on a social media app called Hype Artist ... Is majoring in business administration with a focus in marketing.

## Moore's Career Statistics

Defense Season	GP	GS	UA	A	TT	TFL	Sk	Int.	PBU	FF	FR
2016	1	0	1	1	2	0.0	0.0	0	0	0	0
2017	11	0	5	7	12	0.0	0.0	0	0	0	1
<b>Career</b>	<b>12</b>	<b>0</b>	<b>6</b>	<b>8</b>	<b>14</b>	<b>0.0</b>	<b>0.0</b>	<b>0</b>	<b>0</b>	<b>0</b>	<b>1</b>

**HIGH SCHOOL**  
Was a two-year letterwinner at San Marin High School in Novato, Calif. ... Was an all-league selection as a senior, leading the Mustangs to a 9-3 record, including a 6-1 mark in MVAL play ... A scholar-athlete ... Also played basketball at SMHS.

**SINGLE-GAME BESTS**  
**Career Highs:** Tackles: 3 vs. Army West Point (12/23/17), vs. Boise State (10/14/17); Fumble Recoveries: 1 vs. No. 19/19 Stanford (9/16/17).

# 55 → Chibu Onyeukwu



- ◆ Defensive Line
- ◆ Senior - 1 Letter, 6-4, 265
- ◆ Pittsburg, Calif.
- ◆ Deer Valley, Calif./Contra Costa CC

Brother, Chima, is a senior linebacker at Washington State.

Pronounced CHEE-boo On-YOU-koo ... Athletic defensive end who has four years of collegiate experience (2014-15 with Contra Costa College, redshirting 2016 at San Diego State and playing last year with the Aztecs) ... Is slated to start at left defensive end heading into the 2018 campaign.

back hurries ... Logged his first career snaps in a Division I game against UC Davis in the opener, but did not find the stat sheet ... Had a big impact off the bench at Arizona State, coming up with two tackles (one solo), including 1.5 sacks (and tackles for loss) for seven yards, and a quarterback hurry ... The two tackles, 1.5 sacks and 1.5 TFL were all the first of his DI career ... Made one solo stop against No. 19/19 Stanford ... Registered a special teams stop at Air Force ... Recorded two solo tackles off the bench against Northern Illinois, including an 8-yard

### JUNIOR SEASON (2017)

Played in all 13 games, making four starts ... Had 18 tackles (10 solo), including 4.5 sacks for 22 yards and five tackles for loss for 23 yards, a fumble recovery and four quarter-



## Onyeukwu's Career Statistics

Defense Season	GP	GS	UA	A	TT	TFL	Sk	Int.	PBU	FF	FR
2017	13	4	10	8	18	5.0	4.5	0	0	0	1
<b>Career</b>	<b>13</b>	<b>4</b>	<b>10</b>	<b>8</b>	<b>18</b>	<b>5.0</b>	<b>4.5</b>	<b>0</b>	<b>0</b>	<b>0</b>	<b>1</b>

## Onyeukwu's Career Game-By-Game

### JUNIOR - 2017 GAME-BY-GAME

Date	Opponent	GP	GS	UA	A	TT	TFL	Sk.	Int.	PBU	FF	FR
S.2	UC Davis	1	0	0	0	0	0.0	0.0	0	0	0	0
S.9	at Arizona State	1	0	1	1	2	1.5	1.5	0	0	0	0
S.16	No. 19/19 Stanford	1	0	1	0	1	0.0	0.0	0	0	0	0
S.23	at Air Force*	1	0	0	1	1	0.0	0.0	0	0	0	0
S.30	Northern Illinois	1	0	2	0	2	1.0	1.0	0	0	0	0
O.7	at UNLV*	1	0	0	1	1	0.0	0.0	0	0	0	0
O.14	Boise State*	1	0	1	1	2	0.0	0.0	0	0	0	0
O.21	Fresno State*	1	0	1	0	1	0.0	0.0	0	0	0	0
O.28	at Hawai'i*	1	0	2	1	3	2.0	2.0	0	0	0	0
N.4	at San José State*	1	1	0	2	2	0.0	0.0	0	0	0	1
N.18	Nevada*	1	1	0	0	0	0.0	0.0	0	0	0	0
N.24	New Mexico*	1	1	2	1	3	0.5	0.0	0	0	0	0
D.23	vs. Army West Point+	1	1	0	0	0	0.0	0.0	0	0	0	0
<b>2017 SEASON TOTALS</b>		<b>13</b>	<b>4</b>	<b>10</b>	<b>8</b>	<b>18</b>	<b>5.0</b>	<b>4.5</b>	<b>0</b>	<b>0</b>	<b>0</b>	<b>1</b>

*Bold indicates season high. \* - Mountain West game. + - 2017 Lockheed Martin Armed Forces Bowl (Amon Carter Stadium; Fort Worth, Texas).*

sack (and tackle for loss) ... Made an assisted stop at UNLV in a reserve role ... Had two tackles (one solo) vs. Boise State ... Registered a solo stop off the bench vs. Fresno State ... Posted career highs off the pine at Hawai'i with three tackles (two solo), two sacks and two tackles for loss ... Started for the first time of his career at San José State, coming up with two tackles (both assisted) and a fumble recovery, the first of his career ... Also added a quarterback hurry ... Had two quarterback hurries in his second career start vs. Nevada ... Started again vs. New Mexico and made three tackles (two solo), including 0.5 tackles for loss ... Started vs. Army West Point in the Armed Forces Bowl, but did not make the stat sheet.

26 tackles, 22 solo ... 2015 All-California Community College Region II first team honoree ... A two-star recruit according to Scout and Rivals ... Chose SDSU over offers from Fresno State, New Mexico, San José State, UCF, Toledo, Weber State and Iowa State.

### HIGH SCHOOL

Played two seasons at Deer Valley High School, helping the Wolverines to an 11-2 mark his senior season after recording 61 tackles, 28 on his own, an interception and a team-best 6.0 tackles for loss ... 2013 All-Bay Valley Athletic League first team and All-East Bay second team honoree ... Also played basketball at Deer Valley.

### PERSONAL

Chibueze Onyeukwu was born April 11, 1997, in Prince George, Md. ... Son of Stella Joel ... **Brother, Chima, is a senior linebacker at Washington State** ... Majoring in sociology.

**REDSHIRT SEASON (2016)**  
Redshirted his first season with SDSU.

**AT CONTRA COSTA COLLEGE (2014-15)**  
Played two seasons for Contra Costa College alongside his brother, Chima, helping the Comets to consecutive Pacific 7 Conference championships ... Anchored a defensive line in 2015 that allowed the fewest passing yards (157.7) in the California Community College Athletic Association (CCCCAA) ... Led the team in 2015 with eight sacks and 12 tackles for loss ... Recorded

### SINGLE-GAME BESTS

**Career Highs:** Tackles: 3 vs. New Mexico (11/24/17), at Hawai'i (10/28/17); Tackles For Loss: 2.0 at Hawai'i (10/28/17); Sacks: 2.0 at Hawai'i (10/28/17); Fumble Recoveries: 1 at San José State (11/4/17).



## 77 → Ryan Pope



- ◆ Offensive Line
- ◆ Senior - 2 Letters, 6-7, 315
- ◆ Long Beach, Calif.
- ◆ Lakewood High/Long Beach City College

At 6 feet, 7 inches, is tied for the tallest player on the team (with Tyler Roemer).



right tackle ... Also started at Arizona State, against No. 19/19 Stanford, at Air Force and vs. Northern Illinois ... Did not start at UNLV for the first time of the season, battling a hand injury, but logged snaps on the PAT and field goal unit ... Came in late to play vs. Boise State ... Returned to the starting lineup against Fresno State, where he was named to the MW Pro Football Focus Team of the Week for his play ... Followed with starts at Hawai'i, at San José State, against Nevada, vs. New Mexico and against Army West Point in the Armed Forces Bowl.

### SOPHOMORE SEASON (2016)

Played in the final 12 games of the season after missing the first two with a chest injury ... Mainly played on special teams ... Also had one unassisted tackle ... According to Pro Football Focus, logged 55 snaps on the offensive line on the year ... First five snaps came in his first career game at Northern Illinois ... Also played three snaps at South Alabama, 11 vs. UNLV, 10 against San José State, 11 at Utah State, eight vs. Hawai'i, three at Nevada, one vs. Colorado State and three at Wyoming in the MW Championship game ... Other appearances were vs. Fresno State, at Wyoming and vs. Houston in the Las Vegas Bowl.

### REDSHIRT SEASON (2015)

Redshirted his first year at San Diego State.

### LONG BEACH CITY COLLEGE (2014)

Played one year at Long Beach City College in Long Beach, Calif. ... Helped lead the Vikings to a 9-2 overall record in 2014, including a 75-41 victory over Golden West in the Beach Bowl.

### HIGH SCHOOL

Played his high school ball at Lakewood High School ... Also was a member of the basketball team with the Lancers.

### PERSONAL

Ryan Alexander Williams-Pope was born Oct. 17, 1996, in Inglewood, Calif. ... Son of Darnell and Michele Pope ... Was a three-star recruit by Rivals.com and a two-star re-

## Pope's Career Game-By-Game

### SOPHOMORE SEASON - 2016 G-x-G

Date	Opponent	GP	GS/POS
S.3	New Hampshire	---	DNP-Inj. ---
S.10	California	---	DNP-Inj. ---
S.17	at Northern Illinois	1	
O.1	at South Alabama	1	
O.8	UNLV*	1	
O.14	at Fresno State*	1	
O.21	San José State*	1	
O.28	at Utah State*	1	
N.5	Hawai'i*	1	
N.12	at Nevada*	1	
N.19	at Wyoming*	1	
N.26	Colorado State*	1	
D.3	at Wyoming@	1	
D.17	vs. Houston^	1	
<b>2016 SEASON TOTALS</b>		<b>14</b>	<b>0</b>

### JUNIOR SEASON - 2017 G-x-G

Date	Opponent	GP	GS/POS
S.2	UC Davis	1	RT
S.9	at Arizona State	1	RT
S.16	No. 19/19 Stanford	1	RT
S.23	at Air Force*	1	RT
S.30	Northern Illinois	1	RT
O.7	at UNLV*	1	
O.14	Boise State*	1	
O.21	Fresno State*	1	RT
O.28	at Hawai'i*	1	RT
N.4	at San José State*	1	RT
N.18	Nevada*	1	RT
N.24	New Mexico*	1	RT
D.23	vs. Army West Point+	1	RT
<b>2017 SEASON TOTALS</b>		<b>13</b>	<b>11</b>

\* - Mountain West game. @ - 2016 Mountain West Championship (War Memorial Stadium; Laramie, Wyo.). ^ - 2016 Las Vegas Bowl (Sam Boyd Stadium; Las Vegas, Nev.). + - 2017 Lockheed Martin Armed Forces Bowl (Amon Carter Stadium; Fort Worth, Texas).

cruit by Scout.com out of Long Beach City College ... Is majoring in social science.

## Pope's Career Statistics

Season	GP	GS
2016	12	0
2017	13	11
<b>Career</b>	<b>25</b>	<b>11</b>

Big, athletic body who is the most veteran player on the offensive line ... Enters 2018 as the backup to Zachary Thomas at right tackle.

### JUNIOR SEASON (2017)

Started the team's first five games at right tackle and 11 overall, while playing in all 13 games ... Earned his first career start in the opener against UC Davis, getting the nod at

## 13 → Isaiah Richardson



- ◆ Wide Receiver
- ◆ Freshman - Redshirt, 6-1, 190
- ◆ Palmdale, Calif.
- ◆ Chaminade College Prep

Speedy, athletic receiver who is not afraid of contact ... Enters his second season (first after a redshirt) third on the depth chart at the 'X' wide receiver position.

### REDSHIRT SEASON (2017)

Redshirted his first year at San Diego State.

### HIGH SCHOOL

Earned three varsity letters at Chaminade College Preparatory School in West Hills, Calif. ... Caught 23 passes for 259 yards and one touchdown during his junior season ... Earned second-team all-Mission League honors ... Was listed as a three-star recruit by ESPN and Scout, and a two-star recruit by Rivals and 247sports ... Received a grade of 79 by 247sports and a 71 by ESPN ... Ranked 27th among wide receiver prospects in the state of California and 39th in the West by Scout ... Also competed in basketball and


track and field as a prep.

### PERSONAL

Michael Isaiah Richardson was born May 23, 1999, in San Diego, Calif. ... Son of Michael and Evette Richardson ... Drew interest from Washington, Colorado, Oregon State, Fresno State and San José State during the recruiting process ... Is majoring in kinesiology (pre-physical therapy).



## 97 → Kyre Richardson



- ◆ Wide Receiver
- ◆ Freshman - Redshirt, 6-3, 180
- ◆ Norman, Okla.
- ◆ Tulsa Union High

Pronounced KY-ree ... Tall wideout, who continues to work on his blocking skills ... Will look for playing time this year after redshirting the 2017 campaign.


**REDSHIRT SEASON (2017)**  
Redshirted his first season on The Mesa.

**HIGH SCHOOL**  
Was a two-year letterwinner at Tulsa Union High School in Tulsa, Okla. ... Led the Redskins to a 20-5 record over his two years, including an 11-2 mark last season ... Was an all-district selection and an academic scholar

... Was a two-star recruit by Rivals ... Also ran track at Tulsa Union.

**PERSONAL**  
Kyre JaJuan Richardson was born July 5, 1999, in Tulsa, Okla. ... Son of Shalyone Richardson ... Picked San Diego State over offers from North Texas, Nevada, Pittsburg State and Northeastern State ... Also drew interest from TCU, Oklahoma State, Marshall, Florida Atlantic, Massachusetts and Missouri Southern ... Is majoring in business administration with a focus on marketing.

## 74 → Tyler Roemer



- ◆ Offensive Line
- ◆ Sophomore - 1 Letter, 6-7, 315
- ◆ Fernley, Nev.
- ◆ Fernley High

Was a *USA Today* Freshman All-American last year, starting all 13 games at left tackle.

Preps) ... Added seven sacks, three forced fumbles, two fumble recoveries, eight pass deflections and two blocked field goals ... Is a two-star recruit as an offensive tackle at both Rivals and Scout ... Also played two years of basketball, and was a member of the swimming and wrestling team one year apiece.

**PERSONAL**  
Tyler Joseph Roemer was born March 6, 1998, in Reno, Nev. ... Son of William and Tara Roemer ... Also was recruited by Louisville ... Is majoring in interdisciplinary studies.

### Roemer's Career Game-By-Game

FRESHMAN SEASON - 2017 G-x-G			
Date	Opponent	GP	GS/POS
S.2	UC Davis	1	LT
S.9	at Arizona State	1	LT
S.16	No. 19/19 Stanford	1	LT
S.23	at Air Force*	1	LT
S.30	Northern Illinois	1	LT
O.7	at UNLV*	1	LT
O.14	Boise State*	1	LT
O.21	Fresno State*	1	LT
O.28	at Hawai'i*	1	LT
N.4	at San José State*	1	LT
N.18	Nevada*	1	LT
N.24	New Mexico*	1	LT
D.23	vs. Army West Point+	1	LT
<b>2017 SEASON TOTALS</b>		<b>13</b>	<b>13</b>

\* - Mountain West game. + - 2017 Lockheed Martin Armed Forces Bowl (Amon Carter Stadium; Fort Worth, Texas).

- ◆ 2017 *USA Today* Freshman All-American
- ◆ 2017 Second-Team All-Mountain West
- ◆ 2017 SDSU Offensive Lineman of the Year

**SOPHOMORE SEASON (2018)**  
Is a preseason first-team all-Mountain West selection by *Athlon Sports*, *Phil Steele Magazine* and *Street & Smith's*.

**FRESHMAN SEASON (2017)**  
Was named a *USA Today* Freshman All-American ... Earned second-team all-Mountain West accolades from the league's coaches and media ... Also was a third-team all-MW pick by *Phil Steele Magazine* ... Was named the team's Offensive Lineman of the Year ... Started the team's 13 games at left tackle as a redshirt freshman ... Earned his first career start in his first career game in the opener against UC Davis ... Also started at Arizona State, against No. 19/19 Stanford, at Air Force, vs. Northern Illinois, at UNLV, against Boise State, vs. Fresno State, at Hawai'i, San José State, against Nevada, vs. New Mexico and against Army West Point in the Armed Forces Bowl.

**REDSHIRT SEASON (2016)**  
Traveled the entire season as the backup to senior Kwayde Miller, but ultimately did not play and ended up redshirting.

**HIGH SCHOOL**  
Played three years at Fernley High School in Fernley, Nev., starting on both sides of the ball ... Led the Vaqueros to back-to-back 7-2 league seasons after going 5-4 in 2013 ... Was all-league and all-state at both offensive and defensive line ... Also was chosen as the lineman of the year ... Recorded 108 tackles over the past three seasons, including 95 over the past two years (according to Max-

### At A Glance

► Joined teammate Keith Ismael as the only non-senior offensive linemen (both were freshmen) on either the Mountain West first or second team, garnering second-team accolades.

► Won the team's offensive lineman-of-the-year award as a redshirt freshman in 2017.

► Was one of two true freshman offensive linemen on the depth chart in 2016 (also Keith Ismael).

Big, physical lineman who possesses excellent technique, despite being just a sophomore ... Is slated to start at left tackle as the blindside blocker to quarterback Christian Chapman heading into the 2018 season after starting all 13 games last year.

### Roemer's Career Statistics

Season	GP	GS
2017	13	13
Career	13	13



# Aztec Players

EIGHT STRAIGHT BOWL GAME APPEARANCES ► 21 CONFERENCE CHAMPIONSHIPS



## 5 → Mark Salazar



- ◆ Quarterback
- ◆ Freshman - Redshirt, 6-3, 190
- ◆ San Diego, Calif.
- ◆ Rancho Bernardo High

An extremely accurate quarterback ... Continues to improve with practice reps ... Enters the season third on the depth chart behind

upperclassmen Christian Chapman and Ryan Agnew.

### REDSHIRT SEASON (2017)

Was on the travel squad the whole season as a true freshman, but did not see any action ... Ultimately ended up redshirting.

### HIGH SCHOOL

Played at nearby Rancho Bernardo High School ... Led the team to a 24-3 record over the past two years including an 11-1 mark as a senior in 2016 ... Was 257-for-374 (68.7 pct.) for 3,496 yards and 32 touchdowns against 11 interceptions over the last two years, according to MaxPreps ... Also rushed 52 times for 237 yards and seven additional touchdowns ... Was a three-star recruit by 247sports, and a two-star recruit by Rivals and Scout ... Received a grade of 80 by Scout.

### PERSONAL

Mark Anthony Salazar was born April 22, 1999, in San Diego ... Son of Robert Salazar and Lorie Atoe ... Picked the Aztecs over an offer from Fresno State, while drawing interest from Utah, Arizona, Colorado State and Utah State ... Is majoring in business administration with an emphasis in marketing.

## 17 → Ron Smith



- ◆ Cornerback
- ◆ Junior - 2 Letters, 6-0, 170
- ◆ Oakland, Calif.
- ◆ St. Mary's High

Had 16 pass breakups in 2017, the second most in SDSU single-season history.

- ◆ Two-time MW Scholar-Athlete (2016-17)
- ◆ Two-time MW Fall All-Academic Team (2016-17)
- ◆ 2016 Associated Press All-Bowl Team
- ◆ 2016 Athlon Sports All-Bowl Team



Kazee (2015-16) and all-MW first-team pick Kameron Kelly (2017) ... Was thrown into a starting position nine games into the season in 2016 and started the final six across from Kazee ... Then started all 13 at CB in 2017 ... For the second straight year, is SDSU's only cornerback with a start heading into the season ... Also excels on special teams.

### R. Smith's Career Game-By-Game

#### FRESHMAN SEASON - 2016 GAME-BY-GAME

Date	Opponent	GP	GS	UA	A	TT	TFL	Sk.	Int.	PBU	FF	FR
S.3	New Hampshire	1	0	0	2	2	0.0	0.0	0	0	0	0
S.10	California	1	0	0	0	0	0.0	0.0	0	0	0	0
S.17	at Northern Illinois	1	0	1	0	1	0.0	0.0	0	0	0	0
O.1	at South Alabama	1	0	1	0	1	0.0	0.0	0	0	0	0
O.8	UNLV*	1	0	1	0	1	0.0	0.0	0	0	0	0
O.14	at Fresno State*	1	0	0	2	2	0.0	0.0	0	0	0	0
O.21	San José State*	1	0	0	0	0	0.0	0.0	0	0	0	0
O.28	at Utah State*	1	0	1	3	4	0.0	0.0	0	2	0	0
N.5	Hawaii*	1	1	4	3	7	0.0	0.0	1	0	0	0
N.12	at Nevada*	1	1	6	1	7	0.0	0.0	1	0	1	0
N.19	at Wyoming*	1	1	3	4	7	0.5	0.0	0	0	0	0
N.26	Colorado State*	1	1	2	7	9	0.0	0.0	0	0	0	0
D.3	at Wyoming@	1	1	3	2	5	0.0	0.0	0	1	0	0
D.17	vs. Houston^	1	1	7	3	10	0.0	0.0	1	0	0	0
<b>2016 SEASON TOTALS</b>		<b>14</b>	<b>6</b>	<b>30</b>	<b>27</b>	<b>57</b>	<b>0.5</b>	<b>0.0</b>	<b>3</b>	<b>3</b>	<b>1</b>	<b>0</b>

#### SOPHOMORE SEASON - 2017 GAME-BY-GAME

Date	Opponent	GP	GS	UA	A	TT	TFL	Sk.	Int.	PBU	FF	FR
S.2	UC Davis	1	1	4	0	4	0.0	0.0	1	0	0	0
S.9	at Arizona State	1	1	6	0	6	1.0	0.0	0	1	0	0
S.16	No. 19/19 Stanford	1	1	4	3	7	0.0	0.0	1	1	0	0
S.23	at Air Force*	1	1	1	1	2	0.0	0.0	0	0	0	0
S.30	Northern Illinois	1	1	5	2	7	0.0	0.0	0	3	0	0
O.7	at UNLV*	1	1	2	1	3	0.0	0.0	0	3	0	0
O.14	Boise State*	1	1	5	0	5	1.0	0.0	0	1	0	0
O.21	Fresno State*	1	1	1	1	2	0.0	0.0	0	1	0	0
O.28	at Hawaii*	1	1	2	0	2	0.0	0.0	0	2	0	0
N.4	at San José State*	1	1	4	4	8	0.0	0.0	0	1	1	0
N.18	Nevada*	1	1	1	2	3	0.0	0.0	0	2	0	0
N.24	New Mexico*	1	1	3	1	4	0.0	0.0	0	2	0	0
D.23	vs. Army West Point+	1	1	7	1	9	0.0	0.0	0	0	0	0
<b>2017 SEASON TOTALS</b>		<b>13</b>	<b>13</b>	<b>46</b>	<b>16</b>	<b>62</b>	<b>2.0</b>	<b>0.0</b>	<b>2</b>	<b>16</b>	<b>1</b>	<b>0</b>

**Bold indicates season high.** \* - Mountain West game. @ - 2016 Mountain West Championship (War Memorial Stadium; Laramie, Wyo.). ^ - 2016 Las Vegas Bowl (Sam Boyd Stadium; Las Vegas, Nev.). + - 2017 Lockheed Martin Armed Forces Bowl (Amon Carter Stadium; Fort Worth, Texas).

### JUNIOR SEASON (2018)

Is a preseason second-team all-Mountain West selection by Athlon Sports and a fourth-team pick by Phil Steele Magazine.

### SOPHOMORE SEASON (2017)

Was named a preseason second-team all-Mountain West selection by Athlon Sports ... Had 62 tackles (46 solo), two interceptions for 27 yards, two tackles for loss, 16 pass breakups and a forced fumble on the season

### At A Glance

► In his 19 career starts, has totaled 107 tackles (71 solo), 2.5 tackles for loss, five interceptions (two for a touchdown), 17 pass breakups and two forced fumbles.

► The Aztecs are 5-0 over his career when he records an interception.

► Has 19 special teams tackles (18 on the kick return unit) over the last two seasons.

► Ranked 13th in the country last year in pass deflections (PBU + INT) per game (1.38).

► His two interceptions returned for a touchdown in 2016 tied the SDSU single-season record with Leon McFadden (2012) and Calvin Munson (2015).

Enters 2018 as the most experienced Aztec cornerback, having learned from two-time MW Defensive Player of the Year Damontae



## Ron Smith - Inside The Numbers

### MOST PASS BREAKUPS BY AN SDSU PLAYER / SEASON

Pl.	Name	Year	PBUs
1.	Marlon Andrews	1990	22
2.	► Ron Smith	2017	16
3.	Leon McFadden	2011	15
	Terry Jackson	1977	15
5.	Five tied at		14

### MOST CONSECUTIVE STARTS AMONG ACTIVE AZTEC DEFENSIVE PLAYERS

Pl.	Name	Pos.	Starts
1.	► Ron Smith	CB	19
2.	Tariq Thompson	WAR	13
3.	Kyahva Tezino	LB	5
4.	Chibu Onyeukwu	DE	4
5.	Troy Cassidy	LB	1
	Ronley Lakalaka	LB	1

### MOST CONSECUTIVE STARTS AMONG ACTIVE AZTEC PLAYERS

Pl.	Name	Pos.	Starts
1.	Christian Chapman	QB	29
2.	► Ron Smith	CB	19
3.	Daishawn Dixon	LG	13
	Keith Ismael	C/RG	13
	Tyler Roemer	LT	13
	Tariq Thompson	WAR	13

### MOST TACKLES AMONG ACTIVE AZTEC PLAYERS

Pl.	Name	2017 Year	Tackles
1.	Ronley Lakalaka	Sr.	166
2.	Parker Baldwin	Sr.	155
3.	► Ron Smith	Jr.	119
4.	Noble Hall	Sr.	85
5.	Kyahva Tezino	Jr.	64

### MOST STARTS BY AMONG ACTIVE AZTEC DEFENSIVE PLAYERS

Pl.	Name	2017 Year	Starts
1.	Noble Hall	Sr.	26
2.	► Ronley Lakalaka	Sr.	25
3.	Parker Baldwin	Sr.	20
4.	Ron Smith	Jr.	19
5.	Tariq Thompson	So.	13

... The 16 PBUs ranked second in SDSU single-season history (Marlon Andrews, 1990) ... His 1.38 pass deflections per game (PBU + INT) ranked 13th in the country ... Started for the seventh straight game in the opener against UC Davis, finishing with four tackles

(all solo stops) and a 5-yard interception ... The interception was the fourth of his career and fourth in the last seven games ... The interception led to a touchdown pass from Christian Chapman to Kahale Warring ... Had six tackles (all solo) and a pass breakup at Arizona State in another start ... Had a team-high seven tackles (four solo), a 22-yard interception and a pass breakup in a start against No. 19/19 Stanford ... Came up with two tackles (one solo) in a start at Air Force ... Had a busy night with seven tackles (five solo) and a career-high three pass breakups in a start vs. Northern Illinois ... Had three tackles (two solo) and tied a career high with three PBUs for a second straight game at UNLV ... Was named to the *MW Pro Football Focus* Team of the Week for his play against the Rebels ... Came up with five tackles (all solo), including a 3-yard tackle for loss, and a pass breakup in a start against Boise State ... Had two tackles (one solo) and a pass breakup in a start vs. Fresno State ... Had two solo stops and two pass breakups at Hawai'i ... Tied a team high with eight tackles (four solo), while adding a pass breakup ... Registered three tackles (one solo) with two pass breakups against Nevada ... Made four tackles (three solo) with two pass breakups in a start vs. New Mexico ... Had a season-high nine tackles (eight solo) vs. Army West Point in the Armed Forces Bowl.

### FRESHMAN SEASON (2016)

Recorded 57 tackles (30 solo), three interceptions for 77 yards and two touchdowns, three pass breakups, a forced fumble and 0.5 tackles for loss, despite only starting the final six games of the season ... The two interceptions returned for a touchdown tied a SDSU single-season record and ranked as the third most in the country, while his 77 interception return yards ranked 46th ... Played in all 14 games ... Led the team with 13 tackles on special teams and 12 on the kick return unit ... Had two assisted tackles in his first career game on special teams vs. New Hampshire ... Logged statless time on special teams against California ... Made a solo stop on special teams at Northern Illinois ... Had another solo tackle on special teams at South Alabama ... Made a solo tackle on special teams against UNLV ... Had two tackles at Fresno State ... Did not record a stat in playing time against San José State ... Had a then career-high four tackles and his first two career pass breakups at Utah State in his most extensive action at cornerback of the season ... Had a



then career-high seven tackles (four solo), a 14-yard interception return for a touchdown and two pass breakups in his first career start against Hawai'i ... The interception and touchdown were each the first of his career ... The touchdown put SDSU up, 21-0, early in the second quarter ... Matched his then career high with seven tackles at Nevada and had an interception for the second straight game ... The interception went for nine yards ... Also had his first career forced fumble ... Made seven tackles (third straight game with exactly seven stops) and 0.5 tackles for loss in a third straight start at Wyoming ... Had a then career-high nine tackles in a start vs. Colorado State ... Led the team in tackles for the first time of his career ... Registered five tackles (three solo) with a pass breakup at Wyoming in the 2016 MW Championship game ... Had a career-high 10 tackles (seven solo) and a 54-yard interception return for a touchdown in the Las Vegas Bowl against Houston ... Recorded his first career game with double-digits in tackles ... The interception was his third of the season, while the interception return for a score was his second ... Was named to the 2016-17 Associated Press and Athlon Sports all-bowl teams for his play in the Las Vegas Bowl.

### REDSHIRT SEASON (2015)

Utilized his redshirt season at SDSU.

### HIGH SCHOOL

Helped St. Mary's High go 21-6 (.778) over his final two years, including a 11-2 mark in 2014 ... Recorded a team-high 69 total tack-

les with two interceptions as a senior at St. Mary's High, according to MaxPreps ... Also added two interceptions for 117 yards, three pass deflections and a forced fumble ... Added team highs of 175 kick return yards (21.9 avg.) and 81 punt return yards (9.0 avg.) ... Helped lead the Panthers to an 11-2 overall record and an appearance in the CIF North Coast Division 4 championship game in 2014 ... Had a bigger year in 2013, recording a team-best 135 tackles (125 solo), two interceptions for 65 yards, six forced fumbles, three fumble recoveries and two pass deflections ... A three-star recruit by Rivals, Scout, 247sports and ESPN ... Received a scout grade of 86 by 247sports and a 75 by ESPN.

### PERSONAL

Ron Angelo William Smith was born Nov. 18, 1997, in Oakland, Calif. ... Son of Ron Smith and Mary Holly ... Picked San Diego State over offers from Air Force, Fresno State, Nevada, New Mexico, Utah, UTEP, Washington State and Wyoming, according to Rivals ... Is majoring in psychology.

### SINGLE-GAME BESTS

**Career Highs:** Tackles: 10 vs. Houston (12/17/16); Tackles For Loss: 1.0 vs. Boise State (10/14/17), at Arizona State (9/9/17); Interceptions: 1, five times; Pass Breakups: 3 at UNLV (10/7/17), vs. Northern Illinois (9/30/17); Forced Fumbles: 1 at San José State (11/4/17), at Nevada (11/12/16); Defensive Touchdowns: 1 vs. Houston (12/17/16), vs. Hawai'i (11/5/16).

## R. Smith's Career Statistics


Defense	GP	GS	UA	A	TT	TFL	Sk	Int.	PBU	FF	FR
2016	14	6	30	27	57	0.5	0.0	3	3	1	0
2017	13	13	46	16	62	2.0	0.0	2	16	1	0
Career	27	19	76	43	119	2.5	0.0	5	19	2	0

# Aztec Players



EIGHT STRAIGHT BOWL GAME APPEARANCES ► 21 CONFERENCE CHAMPIONSHIPS

## 71 → Kyle Spalding



- ◆ Offensive Line
- ◆ Sophomore - Squad, 6-6, 300
- ◆ McKinleyville, Calif.
- ◆ McKinleyville High

### Spalding's Career Statistics

Season	GP	GS
2017	3	0
Career	3	0

Was recruited to SDSU as a tight end, but moved to offensive line in the fall of 2017 ... Continues to get bigger and will look to see more action this season ... Enters 2018 as the backup to *USA Today* Freshman All-American Tyler Roemer at left tackle.

#### FRESHMAN SEASON (2017)

Played in three games during the season, totaling 44 snaps (according to *Pro Football Focus*) off the bench ... Did not play in the first eight games of the season ... Made his collegiate debut at Hawai'i, logging six snaps ... Followed with 36 snaps at San José State ... Did not play against Nevada ... Logged two snaps vs. New Mexico ... Did not play in the Armed Forces Bowl vs. Army West Point.

#### REDSHIRT SEASON (2016)

Redshirted his first season as a tight end.

#### HIGH SCHOOL

Earned two letters at McKinleyville High School in McKinleyville, Calif. ... Played quarterback for the Panthers, going 352-for-617 for 5,103 yards and 54 touchdowns against just 15 interceptions over his final two years (according to MaxPreps) ... Also added 960 yards on the ground on 255 carries and an additional 22 scores ... Punted

for McKinleyville at times as well, averaging 36.8 yards per boot on 30 career punts ... Was an all-county selection and team MVP ... A two-star recruit by both Rivals and Scout ... Also a three-year letterwinner on the baseball team and a one-time basketball letterwinner ... A scholar-athlete

#### PERSONAL

Kyle Lucas Spalding was born Aug. 8, 1998, in Port Huron, Mich. ... Son of Warren and Carla Spalding ... Also received an offer from Nevada and Humboldt State ... Is majoring in criminal justice.

## 36 → Keoni Stallworth



- ◆ Safety
- ◆ Sophomore - Squad, 6-1, 195
- ◆ Elk Grove, Calif.
- ◆ Cosumnes Oaks High

Pronounced key-OH-knee ... Continues to learn the defense ... Will look to recover after missing all of 2017 with a knee injury.

#### FRESHMAN SEASON (2017)

Missed the season with a knee injury.

#### REDSHIRT SEASON (2016)

Redshirted his first year at San Diego State.

#### HIGH SCHOOL

Was a three-year letterwinner at Cosumnes Oaks High School in Elk Grove, Calif. ... Helped the Wolfpack go 23-11 (.676) over his three years, including a 12-3 (.800) mark in league play ... Was an all-metro, all-CVC and all-league selection ... Recorded 164 tackles over the past two seasons along with 11 tackles for loss, two interceptions, four pass deflections, two forced fumbles and a fumble recovery ... Also added a touchdown catch in 2014 and four catches overall ... Received an invitation to play in the Polynesian All-American game ... A three-star recruit as

a safety by Scout, and a two-star recruit by Rivals, 247sports and ESPN ... Ranked as the 20th-best safety in California by Scout and the 30th best on the West Coast ... Received a grade of 78 by 247sports ... Also was on the basketball team and competed on the track and field team at Cosumnes Oaks HS.

#### PERSONAL

Keoni Rei Stallworth was born Oct. 21, 1997, in Elk Grove, Calif. ... Son of Darrell and Amiko Stallworth ... Picked the Aztecs over offers from Air Force, Army, Fresno State, Navy, New Mexico, San Diego, San José State, UC Davis and Wyoming ... Is majoring in kinesiology.

## 11 → Will Stricklin II



- ◆ Safety
- ◆ Sophomore - 1 Letter, 6-0, 200
- ◆ San Marcos, Calif.
- ◆ Mission Hills High

Hard-hitting safety who will look to see snaps on defense, now in his third season with the program ... Redshirted 2016 with an injury, but returned to play all 13 games last year

on special teams ... Enters 2018 third on the depth chart at the coveted Aztec (safety) spot in Rocky Long's 3-3-5 defense.

#### FRESHMAN SEASON (2017)

Logged special teams snaps in all 13 games ... Finished with five tackles (four solo), all on the kick return unit ... Made a solo stop in his first career collegiate game against UC Davis ... Did not record a stat in the next three games ... Made an assisted tackle vs. Northern Illinois ... Played statless time at UNLV ... Had a solo stop vs. Boise State ... Went the next three contests without a tackle ... Had a solo tackle against Nevada ... Did not find the statsheet in playing time vs. New Mexico ... Registered a solo tackle against Army West Point in the Armed Forces Bowl.

#### REDSHIRT SEASON (2016)

Redshirted after injuring his leg early on.

#### HIGH SCHOOL

Earned three letters at Mission Hills High

School in nearby San Marcos, Calif. ... Led the Grizzlies to a 32-6 (.842) record over his three years ... MHHS went 11-1 in 2015 and 4-0 in league action, after going 9-3 (4-0 in Avocado East League) in 2014 and 12-2 (3-1) in 2013 ... The 2015 squad was undefeated in regular season, the first time that has occurred in school history ... Was a second-team all-CIF selection ... Also garnered all-league honors ... A two-star recruit by Rivals, Scout, 247sports and ESPN ... Received a grade of 77 by 247sports and a grade of 68 by ESPN ... Also competed on the track and field team at MHHS.

#### PERSONAL

Willie Randolph Stricklin II was born Dec. 22, 1997, in Louisville, Ky. ... Son of Nakia Stricklin ... Picked the Aztecs over an offer from Nevada ... An interdisciplinary studies major.

### Stricklin's Career Statistics

Defense	GP	GS	UA	A	TT	TFL	Sk	Int.	PBU	FF	FR
2017	13	0	4	1	5	0.0	0.0	0	0	0	0
Career	13	0	4	1	5	0.0	0.0	0	0	0	0

#### SINGLE-GAME BESTS

Career Highs: Tackles: 1, five times.



## 47 → Gabe Strong



- ◆ Tight End
- ◆ Senior - Squad, 6-5, 230
- ◆ Lakeport, Calif.
- ◆ Clear Lake HS/Montana State/Grossmont College

Athletic tight end, who will look to see the field for the first time this year as a senior ... Enters the season fourth on the depth chart at tight end.

### JUNIOR SEASON (2017)

Did not play in his first season at SDSU.

### AT GROSSMONT COLLEGE (2016)

Played in eight games on the defensive line at Grossmont College ... Had 12 tackles (seven solo), including five tackles for loss, 2.5 sacks, a fumble recovery and a pass breakup.

### AT MONTANA STATE (2015)

Spent the 2015 season at Montana State, but did not appear in a game.

### HIGH SCHOOL

Was a three-year letterwinner at Clear Lake

High School in Lakeport, Calif. ... Was an all-state and all-league selection ... Also was on the basketball, baseball and track and field teams at CLHS.

### PERSONAL

Gabriel Hiram Oilar was born Nov. 19, 1996, in Upper Lake, Calif. ... Son of Jennifer Strong ... Picked Montana State out of high school over UC Davis, Sacramento State and Cal Poly ... Is majoring in interdisciplinary studies major.

## 80 → TJ Sullivan



- ◆ Wide Receiver
- ◆ Freshman - High School, 6-0, 190
- ◆ San Diego, Calif.
- ◆ Mt. Carmel High

Young receiver who joined the Aztecs in the spring of 2018 after originally signing with the 2017 class ... Enters the season sixth on the depth chart at the 'Z' receiver.

### HIGH SCHOOL

Earned three letters at Mr. Carmel High School in San Diego ... According to Max-Preps, finished with 71 catches for 1,132 yards (15.9 avg.) and 12 touchdowns in just 19 games over his career ... Also had a pair of interceptions as a junior in 2015 and a 99-yard kick return for a touchdown as a senior ... Was a two-time all-league selection ... Was a three-star recruit by ESPN and

247sports, and a two-star recruit by Rivals and Scout in 2016 ... Received a grade of B1 by 247sports and a mark of 72 by ESPN ... Was a track and field star, twice earning first-team all-league accolades and becoming a five-time Palomar League champion (two-time long jump, two-time 4x100 relay and one-time 4x400 relay) ... Was the vice president of the student-athlete leadership team.

### PERSONAL

Tah'jai Terrell Sullivan was born May 22, 1999, in San Diego ... Son of Tammy Peal ... Chose the Aztecs over UC Davis ... Is majoring in psychology.

## 44 → Kyahva Tezino



- ◆ Linebacker
- ◆ Junior - 2 Letters, 6-0, 230
- ◆ Los Angeles, Calif.
- ◆ Salesian High

Had 17 tackles against Army West Point in the 2017 Armed Forces Bowl, earning *Sports Illustrated* all-bowl honors.

- ◆ 2015 SDSU Defensive Scout Player of the Year
- ◆ 2017 *Sports Illustrated* All-Bowl Team

Pronounced Key-AH-va Tah-ZEENO ... Explosive athlete who broke out with a solid second half of the season last year as a sophomore ... Will be counted on for even more snaps in 2018 ... Is slated to start heading into fall camp ... Numbers over the last five games (all starts) of 2017 - 57 tackles and six tackles for loss; numbers over his first 17 games (no starts) - eight tackles and one tackle for loss.

### JUNIOR SEASON (2018)

Is a preseason fourth-team all-Mountain West selection by *Athlon Sports*.

### SOPHOMORE SEASON (2017)

Played in 11 of the team's 13 games with five starts, all over the final five games ... Had 59 tackles (35 solo), six tackles for loss, two

## Tezino's Career Game-By-Game

### FRESHMAN SEASON - 2016 GAME-BY-GAME

Date	Opponent	GP	GS	UA	A	TT	TFL	Sk.	Int.	PBU	FF	FR
S.3	New Hampshire	1	0	0	0	0	0.0	0.0	0	0	0	0
S.10	California	1	0	0	0	0	0.0	0.0	0	0	0	0
S.17	at Northern Illinois	1	0	0	0	0	0.0	0.0	0	0	0	0
O.1	at South Alabama	--- Did Not Play ---										
O.8	UNLV*	--- Did Not Play ---										
O.14	at Fresno State*	--- Did Not Play ---										
O.21	San José State*	1	0	1	0	1	1.0	1.0	0	0	0	0
O.28	at Utah State*	1	0	2	2	4	0.0	0.0	0	0	0	0
N.5	Hawai'i*	1	0	0	0	0	0.0	0.0	0	0	0	0
N.12	at Nevada*	1	0	0	0	0	0.0	0.0	0	0	0	0
N.19	at Wyoming*	1	0	0	0	0	0.0	0.0	0	0	0	0
N.26	Colorado State*	1	0	0	0	0	0.0	0.0	0	0	0	0
D.3	at Wyoming@	1	0	0	0	0	0.0	0.0	0	0	0	0
D.17	vs. Houston^	1	0	0	0	0	0.0	0.0	0	0	0	0
<b>2016 SEASON TOTALS</b>		<b>11</b>	<b>0</b>	<b>2</b>	<b>3</b>	<b>5</b>	<b>1.5</b>	<b>1.5</b>	<b>0</b>	<b>0</b>	<b>0</b>	<b>0</b>

### SOPHOMORE SEASON - 2017 GAME-BY-GAME

Date	Opponent	GP	GS	UA	A	TT	TFL	Sk.	Int.	PBU	FF	FR
S.2	UC Davis	1	0	0	0	0	0.0	0.0	0	0	0	0
S.9	at Arizona State	1	0	0	0	0	0.0	0.0	0	0	0	0
S.16	No. 19/19 Stanford	1	0	0	0	0	0.0	0.0	0	0	0	0
S.23	at Air Force*	--- Did Not Play ---										
S.30	Northern Illinois	1	0	0	0	0	0.0	0.0	0	0	0	0
O.7	at UNLV	1	0	0	1	1	0.0	0.0	0	0	0	0
O.14	Boise State*	--- Did Not Play ---										
O.21	Fresno State*	1	0	2	0	2	0.0	0.0	0	0	0	0
O.28	at Hawai'i*	1	1	4	3	7	0.0	0.0	0	0	0	0

## At A Glance

► Had 57 tackles and six tackles for loss over the final five games of 2017 (his first five career starts) after recording just eight tackles and one tackle for loss over his first 17 career games off the bench.

► Had 17 tackles vs. Army West Point in the 2017 Armed Forces Bowl, the most by an Aztec since Oct. 11, 2008.

► Finished with a combined 31 tackles over the final two games in 2017.



## Kyahva Tezino - Inside The Numbers

### MOST TACKLES / GAME / ROCKY LONG DEF. COORDINATOR ERA (SINCE 2009)

Rk.	Name	Opponent	Date	Tackles
1.	► <b>Kyahva Tezino</b>	vs. Army West Point	Dec. 23, 2017	17
2.	Ronley Lakalaka	vs. Army West Point	Dec. 23, 2017	15
	Nat Berhe	at Nevada	Oct. 20, 2012	15
4.	► <b>Kyahva Tezino</b>	vs. New Mexico	Nov. 24, 2017	14
	Calvin Munson	vs. California	Sept. 10, 2016	14
	Nat Berhe	at Air Force	Oct. 10, 2013	14
	Nat Berhe	vs. Army West Point	Sept. 8, 2012	14

### MOST TACKLES OVER SDSU'S FINAL FIVE GAMES OF 2017

Pl.	Name	Position in 2017	GP	Tackles
1.	► <b>Kyahva Tezino</b>	Outside Linebacker	5	56
2.	Ronley Lakalaka	Outside Linebacker	4	31
	Tariq Thompson	Warrior (Safety)	5	31
4.	Kameron Kelly	Cornerback	5	26
	Ron Smith	Cornerback	5	26

N.4	at San José State*	1	1	6	3	9	2.5	2.0	0	0	0	0
N.18	Nevada*	1	1	5	5	9	1.0	0.0	0	1	0	0
N.24	New Mexico*	1	1	7	7	14	2.5	0.0	0	0	0	0
D.23	vs. Army West Point+	1	1	11	6	17	0.0	0.0	0	0	0	0
<b>2017 SEASON TOTALS</b>		<b>11</b>	<b>5</b>	<b>35</b>	<b>24</b>	<b>59</b>	<b>6.0</b>	<b>2.0</b>	<b>0</b>	<b>1</b>	<b>0</b>	<b>0</b>

*Bold indicates season high. \* - Mountain West game. @ - 2016 Mountain West Championship (War Memorial Stadium; Laramie, Wyo.). ^ - 2016 Las Vegas Bowl (Sam Boyd Stadium; Las Vegas, Nev.). + - 2017 Lockheed Martin Armed Forces Bowl (Amon Carter Stadium; Fort Worth, Texas).*

sacks, a pass breakup and six quarterback hurries ... Played in the opener vs. UC Davis, at Arizona State and vs. No. 19/19 Stanford without making the stat sheet ... Did not play at Air Force ... Played three snaps on defense against Northern Illinois without recording a stat ... Had an assisted tackle at UNLV ... Did not play vs. Boise State ... Had two tackles (both solo) vs. Fresno State ... Had a then career-high and team-high seven tackles in his first career start at Hawai'i after

vs. San José State ... Had a career-high four tackles, including 0.5 sacks (and 0.5 TFL) in a career-best 18 snaps at Utah State ... Played his final three defensive snaps of the season the following week vs. Hawai'i without recording a stat ... Also played statless time at Nevada, at Wyoming, vs. Colorado State, at Wyoming in the Mountain West Championship and against Houston in the Las Vegas Bowl.

entering the game with eight total tackles in the first 17 games of his career ... Also added his first two quarterback hurries ... Had another big game the following week in a second straight start at San José State, making a then career-high nine tackles (six solo), a career-best two sacks, a then career-high 2.5 tackles for loss and two quarterback hurries ... For his efforts was named to the *Pro Football Focus* MW Team of the Week ... Registered nine tackles (five solo) with a 2-yard tackle for loss, a pass breakup and two quarterback hurries in a third straight start vs. Nevada ... Had a then career-high 14 tackles and tied a career high with 2.5 tackles for loss in a start vs. New Mexico ... Had a career-high 17 tackles with a quarterback hurry for loss against Army West Point in the Armed Forces Bowl, earning all-bowl honors from *Sports Illustrated* ... The 17 tackles were the most by an Aztec since Corey Boudreaux (21) and Andrew Preston (18) on Oct. 11, 2008 vs. Air Force ... It was his second straight game with double-digits in tackles.

### FRESHMAN SEASON (2016)

Played in 11 of the team's 14

games, mainly on special teams ... Had five tackles (two solo), including 1.5 sacks (and tackles for loss) for seven yards ... Played in the first three games of the season, including his first three defensive snaps in the opener against New Hampshire ... Did not play in the team's next three games ... Had his first career tackle - a 5-yard sack - in three snaps

### REDSHIRT SEASON (2015)

Redshirted his first year at SDSU, where he was named the team's defensive scout player of the year.

### HIGH SCHOOL

Starred on both sides of the ball in his three-year career at Salesian High School in Los Angeles, rushing for 1,704 yards and 13 touchdowns on 178 attempts (9.6 avg.) on offense and making 343 tackles (293 solo) and nine interceptions ... Led the team in tackles all three seasons, making 112 (99 solo) in 2014, 122 (96 solo) in 2013 and 109 (98 solo) in 2012 ... Rushed for 1,063 yards and six touchdowns on 115 carries (9.2 avg.) as a senior and 513 rushing yards and six touchdowns on 51 carries (10.1 avg.) as a junior ... Led the Mustangs to a 23-4 (.852) record from 2012-13 ... Was a four-star recruit by all four of the major recruiting services - ESPN, Rivals, Scout and 247sports ... Among linebackers, was rated as the 16th best by ESPN, 18th best by 247sports, 19th best by ESPN and 20th by Scout ... Received a grade of 93 by 247sports and an 81 by ESPN.

### PERSONAL

Kyahva Montrell Tezino was born June 21, 1997, in Los Angeles, Calif. ... Son Charles and Kelly Tezino ... Picked the Aztecs over numerous offers, including Boise State, California, Arizona, Arizona State, Colorado, Colorado State, Miami (Fla.), SMU, UCLA, Utah, Washington, Washington State and Wisconsin ... Is majoring in interdisciplinary studies.

### SINGLE-GAME BESTS

**Career Highs:** Tackles: 17 vs. Army West Point (12/23/17); Tackles For Loss: 2.5 vs. New Mexico (11/24/17), at San José State (11/4/17); Sacks: 2.0 at San José State (11/4/17); Pass Breakups: 1 vs. Nevada (11/18/17).



## Tezino's Career Statistics

Defense											
Season	GP	GS	UA	A	TT	TFL	Sk	Int.	PBU	FF	FR
2016	11	0	2	3	5	1.5	1.5	0	0	0	0
2017	11	5	35	24	59	6.0	2.0	0	1	0	0
<b>Career</b>	<b>22</b>	<b>5</b>	<b>37</b>	<b>27</b>	<b>64</b>	<b>7.5</b>	<b>3.5</b>	<b>0</b>	<b>1</b>	<b>0</b>	<b>0</b>





## 76 → Zachary Thomas



- ◆ Offensive Line
- ◆ Sophomore - 1 Letter, 6-5, 300
- ◆ Carlsbad, Calif.
- ◆ Carlsbad High

Younger brother, Cameron, is a true freshman defensive lineman on the Aztecs.

### Za. Thomas' Career Statistics

Season	GP	GS
2017	13	0
Career	13	0

A local lineman out of Carlsbad High School who will be in the mix for playing time this year after working as a reserve last year ... Has solid technique ... Enters 2018 as the projected starting right tackle.

#### FRESHMAN SEASON (2017)

Played in all 13 games on the season in a reserve role ... Also came into block on PATs and field goals ... Logged 31 snaps on offense on the season, according to *Pro Football Focus* ... Played six snaps at Hawai'i, 23 at San José State and two against New Mexico.

#### REDSHIRT SEASON (2016)

Redshirted his first year behind an offensive line that started four seniors and a junior.

#### HIGH SCHOOL

Two-year letterwinner at Carlsbad (Calif.) High School ... Alongside fellow 2016 recruit Troy Cassidy, helped lead Carlsbad to an Avocado West League championship and perfect 4-0 mark in league play in 2015 ... All-CIF San Diego Section first team offense and Avocado West League first team honoree his senior season after recording 47 tackles (4.7 per game), 34 solo, and a team-

high 11 tackles for loss, according to MaxPreps ... Made three sacks ... Five or more solo tackles in three contests ... Notched two tackles for loss in four of 10 games ... A two-star recruit by Rivals and Scout ... Played in the Alex Spanos All-Star Football Classic.

#### PERSONAL

Zachary Robert Thomas was born May 26, 1998, in San Diego ... Son of Mike and Wendy Thomas ... Brother, Cameron, is a defensive lineman on the team ... Also received offers from Colorado State, Nevada, New Mexico and UNLV ... Is majoring in public administration.

## 14 → Tariq Thompson



- ◆ Safety
- ◆ Sophomore - 1 Letter, 6-0, 200
- ◆ San Diego, Calif.
- ◆ St. Augustine High

Was the first SDSU true freshman to start on defense since Leon McFadden in 2009.

- ◆ 2017 FWAA Freshman All-American
- ◆ 2017 USA Today Freshman All-American
- ◆ 2017 Second-Team All-Mountain West
- ◆ 2017 SDSU Co-Outstanding Freshman Award
- ◆ MW Defensive Player of the Week - Nov. 27, 2017 for game vs. UNM

Athletic safety who impressed the coaching staff in fall camp and started right away ... Reads the offense extremely well ... Will start at one of the two Warrior spots in Rocky Long's 3-3-5 defense ... Father, Tracy, played safety at San Diego State from 1982-85.

#### SOPHOMORE SEASON (2018)

Is a preseason first-team all-MW selection by *Street & Smith's*, and a second-team pick by *Athlon Sports* and *Phil Steele Magazine*.

#### FRESHMAN (TRUE) SEASON (2017)

Was named a freshman All-American by both FWAA and USA Today ... Also was a second-team all-Mountain West selection by the league's coaches and media ... Also was chosen as a *Pro Football Focus* first-team

### At A Glance

► Garnered FWAA and USA Today Freshman All-America honors last year, recording 63 tackles and five interceptions.

► Tied for the FBS lead among true freshmen in 2017 with five interceptions.

► His 63 tackles tied Trey Lomax (2014) for the most tackles among freshmen in the Rocky Long defensive coordinator era (since 2009).

► Prepped at nearby St. Augustine High School under current SDSU safeties coach Richard Sanchez.

► Father, Tracy, was a safety at San Diego State from 1982-85.

all-MW pick and a second-team all-MW pick by *Phil Steele Magazine* ... Earned the Co-Outstanding Freshman Award (with Keith Ismael) ... Started the team's 13 games, making 63 tackles (46 solo), with three tackles for a loss of 27 yards, five interceptions for 83 yards and a touchdown, a forced fum-

### Ta. Thompson's Career Game-By-Game

#### FRESHMAN (TRUE) SEASON - 2017 GAME-BY-GAME

Date	Opponent	GP	GS	UA	A	TT	TFL	Sk.	Int.	PBU	FF	FR
S.2	UC Davis	1	1	4	0	4	1.0	0.0	1	0	1	0
S.9	at Arizona State	1	1	3	0	3	0.0	0.0	0	0	0	1
S.16	No. 19/19 Stanford	1	1	1	1	2	0.0	0.0	0	0	0	0
S.23	at Air Force*	1	1	3	1	4	1.0	0.0	0	0	0	0
S.30	Northern Illinois	1	1	4	2	6	0.0	0.0	2	0	0	0
O.7	at UNLV*	1	1	2	2	4	0.0	0.0	0	0	0	0
O.14	Boise State*	1	1	5	1	6	0.0	0.0	0	1	0	0
O.21	Fresno State*	1	1	3	1	4	0.0	0.0	0	0	0	0
O.28	at Hawai'i*	1	1	1	1	2	0.0	0.0	0	0	0	0
N.4	at San José State*	1	1	1	2	3	0.0	0.0	0	0	0	0
N.18	Nevada*	1	1	7	2	9	0.0	0.0	0	0	0	0
N.24	New Mexico*	1	1	6	2	8	1.0	0.0	2	2	0	0
D.23	vs. Army West Point+	1	1	7	2	9	0.0	0.0	0	1	0	0
<b>2017 SEASON TOTALS</b>		<b>13</b>	<b>13</b>	<b>46</b>	<b>17</b>	<b>63</b>	<b>3.0</b>	<b>0.0</b>	<b>5</b>	<b>4</b>	<b>1</b>	<b>1</b>

*Bold indicates season high. \* - Mountain West game. + - 2017 Lockheed Martin Armed Forces Bowl (Amon Carter Stadium; Fort Worth, Texas).*

ble, a fumble recovery, four pass breakups and three quarterback hurries ... Tied for the FBS lead among true freshmen with five interceptions, while ranking in a tie for second among all FBS freshmen ... Tied for the MW lead and tied for 15th nationally in interceptions per game (0.38) ... Was the only freshman in the country with multiple interceptions in multiple games ... His 63 tackles tied Trey Lomax (2014) for the most tackles among freshmen in the Rocky Long defensive coordinator era (since 2009) ... Became the first Aztec true freshman to start on defense against UC Davis since Leon McFadden started at Colorado State on Oct. 24, 2009 ... Was also the first SDSU true freshman to start on defense in a season opener since McFadden started the 2009 opener at UCLA ... Was the first Aztec true freshman to start on either side of the ball since current fullback Nick Bawden started

at quarterback at Fresno State on Oct. 3, 2014 ... Had an impressive debut with a game-high-tying four tackles (all solo), including a 3-yard tackle for loss, an interception and a forced fumble ... The interception led to a John Baron II field goal to put the Aztecs up, 3-0 ... Had another good outing at Arizona State in a start, coming up with three solo tackles and a fumble recovery (first of career) ... Made two tackles (one solo) in a third straight start against No. 19/19 Stanford ... Had four tackles (three solo), including a 23-yard tackle for loss on a high snap on a punt at Air Force ... Finished with six tackles and a career-best two interceptions against Northern Illinois ... Had an 83-yard interception return for a touchdown, SDSU's longest since Leon McFadden had a 96-yard interception score at Fresno State on Sept. 29, 2012, the fourth longest by an Aztec since at least 1996 and



... tied for the 18th-longest interception in FBS play ... Came up with four stops (two solo) and a quarterback hurry in a sixth straight start at UNLV ... Had six tackles (five solo), while adding a pass breakup and a quarterback hurry in a start vs. Boise State ... Registered four tackles (three solo) in a start against Fresno State ... Had two tackles (one solo) in a start at Hawai'i ... Registered three tackles (one solo) in a start at San José State ... Made a career-high nine tackles (seven solo) vs. Nevada ... Was named the MW Defensive Player of the Week and to the Pro Football Focus MW Team of the

Week for his play against New Mexico, when he had eight tackles (six solo), a career-high-tying two interceptions, a career-high two pass breakups and a tackle for loss ... Was one of four FBS players with multiple interceptions in multiple games and the only freshman on that list ... His eight-plus tackle game and two-plus interception contest was just the 11th in FBS play at the time and the only one by a freshman ... Had a career-high-tying nine tackles (seven solo), a pass breakup and a quarterback hurry against Army West Point in the Armed Forces Bowl.

## Ta. Thompson's Career Statistics

Season	GP	GS	UA	A	TT	TFL	Sk	Int.	PBU	FF	FR
2017	13	13	46	17	63	3.0	0.0	5	4	1	1
<b>Career</b>	<b>13</b>	<b>13</b>	<b>46</b>	<b>17</b>	<b>63</b>	<b>3.0</b>	<b>0.0</b>	<b>5</b>	<b>4</b>	<b>1</b>	<b>1</b>

# 18 → Trenton Thompson



- ◆ Safety
- ◆ Sophomore - 1 Letter, 6-2, 200
- ◆ Palm Springs, Calif.
- ◆ Palm Springs High

Was a teammate of Aztec sophomore safety Tayler Hawkins at Palm Springs High School.

Athletic, hard-hitting safety who backed up three-time all-Mountain West pick Malik Smith for most of the 2016 season as a true freshman ... Was sidelined with an injury

## Tariq Thompson - Inside The Numbers

### MOST INTERCEPTIONS IN FBS IN 2017 AMONG FRESHMEN

Rk.	Name	Team	2017 Class	Interceptions
1.	Andraez Williams	LSU	Redshirt Freshman	6
2.	▶ Tariq Thompson	San Diego State	True Freshman	5
	Lorenzo Burns	Arizona	Redshirt Freshman	5
	T.J. Carter	Memphis	True Freshman	5
	Amik Robertson	Louisiana Tech	True Freshman	5

### MOST TACKLES BY AN AZTEC TRUE FRESHMAN IN THE ROCKY LONG DC ERA (SINCE 2009)

Rk.	Name	Year	Tackles
1.	▶ Tariq Thompson	2017	63
2.	Leon McFadden	2009	26
3.	Malik Smith	2013	21
4.	Andrew Aleki	2017	16
	Parker Baldwin	2015	16

### MOST TACKLES BY AN AZTEC FRESHMAN IN THE ROCKY LONG DC ERA (SINCE 2009)

Rk.	Name	Year	Class	Tackles
1.	▶ Tariq Thompson	2017	True Freshman	63
	Trey Lomax	2014	Redshirt Freshman	63
3.	Jake Fely	2011	Redshirt Freshman	58
4.	Ron Smith	2016	Redshirt Freshman	53
5.	Damontae Kazee	2013	Redshirt Freshman	41

### HIGH SCHOOL

Earned four letters at St. Augustine High School here in San Diego ... Led the Saints to a pair of 10-3 seasons in 2015 and 2016 ... According to MaxPreps, finished his four-year career with 217 tackles (139 solo), four tackles for loss, 11 interceptions for 151 yards, 38 pass deflections, three forced fumbles, a fumble recovery, a sack and two blocked field goals ... On the offensive side of the ball was used as a receiver, where he made 85 catches for 1,167 yards (13.7 avg.) and 15 touchdowns over the past three seasons ... Had a total of 17 touchdowns over his career, including 15 receiving, one interception and one kick return ... Was a two-time all-CIF selection and a three-time all-Eastern League pick ... A three-star recruit by ESPN, and a two-star recruit by Rivals and 247sports ... Received a grade of 78 by 247sports ... Also played basketball at

St. Augustine High School.

### PERSONAL

Tariq Edward Thompson was born Aug. 9, 1999, in San Diego, Calif. ... Son of Anne Ford-Thompson ... Chose the Aztecs over offers from Fresno State and Northern Arizona ... Undecided on a major.

### SINGLE-GAME BESTS

**Career Highs:** **Tackles:** 9 vs. Army West Point (12/23/17), vs. Nevada (11/18/17); **1999**, in San Diego, Calif. ... **Tackles For Loss:** 1.0 vs. New Mexico (11/24/17), at Air Force (9/23/17), vs. UC Davis (9/2/17); **Interceptions:** 2 vs. New Mexico (11/24/17), vs. Northern Illinois (9/30/17); **Pass Breakups:** 2 vs. New Mexico (11/24/17); **Forced Fumbles:** 1 vs. UC Davis (9/2/17); **Fumble Recoveries:** 1 at Arizona State (9/9/17); **Defensive Touchdowns:** 1 vs. Northern Illinois (9/30/17).

early last year, ultimately using his redshirt ... Is projected to be the starting Warrior (safety) opposite Tariq Thompson (no relation) heading into 2018.

### REDSHIRT SEASON (2017)

Had one solo tackle in three games ... Played in the opener off the bench against UC Davis, recording a solo stop ... Played at Arizona State and against No. 19/19 Stanford on special teams, but did not record a stat ... Missed the rest of the season with a leg injury, but was able to redshirt.

### FRESHMAN (TRUE) SEASON (2016)

Had nine tackles and a pass breakup on the

season, despite playing in only eight games ... Was one of three true freshmen to play on defensive side of the ball (also Troy Cassidy and Kyrie Woods) ... According to *Pro Football Focus*, logged 47 snaps on the season ... Did not play and wasn't on the travel squad for the first five games of the season ... Was on the travel squad for the first time of the season at Fresno State, but did not play ... Had four tackles (three solo) in his first career game against San José State, all on special teams ... Ended up logging 13 stats on defense vs. the Spartans ... Had an assisted tackle at Utah State in five snaps ... Registered one solo tackle and had his first pass breakup against Hawai'i in a career-

# Aztec Players



EIGHT STRAIGHT BOWL GAME APPEARANCES ► 21 CONFERENCE CHAMPIONSHIPS

high 22 snaps ... Had an assisted tackle at Nevada ... Logged one snap, but did not record a stat at Wyoming ... Had a solo tackle on special teams against Colorado State ... Did not record a stat in three snaps and special teams action at Wyoming in the

MW Championship game ... Logged a solo stop in three snaps vs. Houston in the Las Vegas Bowl.

#### HIGH SCHOOL

Earned two letters and played three years at

Palm Springs High School in Palm Springs, Calif. ... Helped the Indians go 24-3 (.889), including a 11-1 (.917) mark in league play over the past two years ... Led the 2015 squad to a CIF Championship ... Logged 219 total tackles (134 solo) over his three years (according to MaxPreps), adding seven tackles for loss, four interceptions, seven pass deflections, six forced fumbles, two fumble recoveries, four blocked field goals and two blocked punts ... Also caught 16 passes for 325 yards (20.3 avg.) and three touchdowns as a senior in 2015 ... A three-star recruit by Scout and 247sports, and a two-star recruit by Rivals ... Received a grade of 87 by

247sports ... Scout ranked him as the 15th-best outside linebacker in the 2016 class and the 23rd best on the West Coast.

#### PERSONAL

Trenton Thompson was born Dec. 18, 1997, in Palm Springs, Calif. ... Chose the Aztecs over offers from Colorado State, Nevada, Northern Arizona, UNLV, Utah State and Wyoming ... Is majoring in social science.

#### SINGLE-GAME BESTS

**Career Highs:** Tackles: 4 vs. San José State (10/21/16); Pass Breakups: 1 vs. Hawai'i (11/5/16).

## Tr. Thompson's Career Statistics

Defense Season	GP	GS	UA	A	TT	TFL	Sk	Int.	PBU	FF	FR
2016	8	0	6	3	9	0.0	0.0	0	1	0	0
2017	3	0	1	0	1	0.0	0.0	0	0	0	0
<b>Career</b>	<b>11</b>	<b>0</b>	<b>7</b>	<b>3</b>	<b>10</b>	<b>0.0</b>	<b>0.0</b>	<b>0</b>	<b>1</b>	<b>0</b>	<b>0</b>

## 7 → Fred Trevillion



- ◆ Wide Receiver
- ◆ Senior - 1 Letter, 6-2, 200
- ◆ Brookhaven, Miss.
- ◆ Brookhaven HS/Southwest Mississippi CC

Led FBS last year with a 27.2-yard catch average (min. 10 receptions).

### At A Glance

► Originally signed with the 2014 class and played in 12 games on special teams while working with the safeties.

► Rejoined the Aztecs in the spring of 2017 as a wide receiver after playing at Southwest Mississippi Community College in 2016.

► Became the 83rd player in program history with a 100-yard receiving game with 128 yards and a touchdown against Boise State on Oct. 14, 2017.

► Had an 89-yard catch in the Boise State game, the fourth-longest reception in program history and tied for the ninth longest in FBS play in 2017.

Rejoined the Aztecs in the spring 2017 after spending 2016 at Southwest Mississippi College ... Originally signed with the 2014 Aztec class and played Warrior (safety) in 2014, seeing plenty of time on special teams ... Played wide receiver at SMC and again last year at SDSU ... Is listed as the starting 'X' receiver heading into fall camp.

#### JUNIOR SEASON (2017)

Played in all 13 games at wide receiver, starting twice ... Had 12 catches for 327 yards, averaging 27.2 yards per grab ... Had a long of 89 yards, which was tied for the ninth-longest catch in FBS play ... Also had

three rushes for 11 yards (3.7 avg.) with a long of 10 yards ... Led the country with a 27.2-yard catch average (min. 10 rec.) ... Logged time off the bench in the opener against UC Davis, his first appearance as an Aztec since 2014 ... Finished with two receptions for 38 yards (19.0 avg.) with a long of 24 yards ... The 19.0 average led the team (min. 2 catches) ... Did not find the stat sheet in time off the bench at Arizona State ... Started for the first time of his career against No. 19/19 Stanford, but did not make a catch ... Did not find the stat sheet in time off the bench at Air Force or vs. Northern Illinois ... Made a 7-yard catch in a reserve role at UNLV ... Had two catches for 128 yards and a touchdown off the bench against Boise State ... Recorded his first career 100-yard receiving game, second by an Aztec in 2017 (also Mikah Holder) and 83rd by a SDSU player in program history (322nd occasion) ... Had an 89-yard touchdown catch, the fourth-longest passing play in SDSU history, the longest by an Aztec since Vincent Brown caught a 90-yarder from Ryan Lindley vs. No. 25 Utah on Nov. 20, 2010, and tied for the ninth longest in FBS play in 2017 ... Gave SDSU back-to-back 100-yard receivers (Mikah Holder & Fred Trevillion) for the first time since Ezell Ruffin in 2013 (Oct. 26 & Nov. 2) ... Also gave SDSU its first back-to-back 100-yard receiving games from different players (Holder and Trevillion) since 2012 (Ezell Ruffin on Sept. 8 and Gavin Escobar on Sept. 15) ... The touchdown was the first of his career and put SDSU on the scoreboard ... Earned the start the following

## Trevillion's Career Game-By-Game

#### OFFENSE

##### JUNIOR SEASON - 2017 GAME-BY-GAME

Date	Opponent	GP	GS	No.	Yds.	Avg.	Lg.	TD	TD Lengths
S.2	UC Davis	1	0	2	38	19.0	24	0	
S.9	at Arizona State	1	0	0	0	0.0	0	0	
S.16	No. 19/19 Stanford	1	1	0	0	0.0	0	0	
S.23	at Air Force*	1	0	0	0	0.0	0	0	
S.30	Northern Illinois	1	0	0	0	0.0	0	0	
O.7	at UNLV*	1	0	1	7	7.0	7	0	
O.14	Boise State*	1	0	2	<b>128</b>	<b>64.0</b>	<b>89</b>	<b>1</b>	<b>89</b>
O.21	Fresno State*	1	1	0	0	0.0	0	0	
O.28	at Hawai'i*	1	0	0	0	0.0	0	0	
N.4	at San José State*	1	0	1	40	40.0	40	0	
N.18	Nevada*	1	0	1	13	13.0	13	0	
N.24	New Mexico*	1	0	2	67	33.5	47	<b>1</b>	47
D.23	vs. Army West Point+	1	0	<b>3</b>	34	10.3	13	0	
<b>2017 SEASON TOTALS</b>		<b>13</b>	<b>2</b>	<b>12</b>	<b>327</b>	<b>27.2</b>	<b>89</b>	<b>2</b>	

#### DEFENSE

##### FRESHMAN SEASON - 2014 GAME-BY-GAME

Date	Opponent	GP	GS	UA	A	TT	TFL	Sk.	Int.	PBU	FF	FR
A.30	Northern Arizona	--- Did Not Play ---										
S.6	at 21/23 No. Carolina	1	0	0	0	0	0.0	0.0	0	0	0	0
S.20	at Oregon State	1	0	0	0	0	0.0	0.0	0	0	0	0
S.27	UNLV*	1	0	<b>1</b>	0	1	0.0	0.0	0	0	0	0
O.3	at Fresno State*	1	0	<b>1</b>	0	1	0.0	0.0	0	0	0	0
O.10	at New Mexico*	1	0	0	0	0	0.0	0.0	0	0	0	0
O.18	Hawai'i*	1	0	0	0	0	0.0	0.0	0	0	0	0
N.1	at Nevada*	1	0	0	0	0	0.0	0.0	0	0	0	0
N.8	Idaho	1	0	0	<b>1</b>	1	0.0	0.0	0	0	0	0
N.15	at Boise State*	1	0	<b>1</b>	<b>1</b>	<b>2</b>	0.0	0.0	0	0	0	0
N.21	Air Force*	1	0	0	0	0	0.0	0.0	0	0	0	0
N.29	San José State*	1	0	0	0	0	0.0	0.0	0	0	0	0
D.23	Navy#	1	0	0	0	0	0.0	0.0	0	0	0	0
<b>2014 SEASON TOTALS</b>		<b>12</b>	<b>0</b>	<b>3</b>	<b>2</b>	<b>5</b>	<b>0.0</b>	<b>0.0</b>	<b>0</b>	<b>0</b>	<b>0</b>	<b>0</b>

*Bold indicates season high. \* - Mountain West game. # - 2014 San Diego County Credit Union Poinsettia Bowl (Qualcomm Stadium; San Diego, Calif.). + - 2017 Lockheed Martin Armed Forces Bowl (Amon Carter Stadium; Fort Worth, Texas).*

weekend against Fresno State, but did not make a catch ... Also did not make a catch in playing time at Hawai'i ... Made a 40-yard reception off the bench at San José State and added a career-long 10-yard rush ... Had a 13-yard catch in a reserve role against Nevada ... Also had a 4-yard rush ... Caught two passes for 67 yards and (33.5 avg.) and a touchdown in a reserve role against New

Mexico ... Recorded his second touchdown catch of the season (and of his career) ... Had game highs of three catches and 34 receiving yards in reserve role against Army West Point in the Armed Forces Bowl ... The three receptions were also a career best.

#### AT SOUTHWEST MISSISSIPPI CC (2016)

Played in six games for Southwest Missis-



Mississippi Community College at wide receiver ... Caught eight balls for 231 yards and two touchdowns ... Best game was against Mississippi Gulf Coast, where he had three catches for 148 yards (49.3 avg.) and two touchdowns with a long of 73 yards.

#### FRESHMAN (TRUE) SEASON (2014)

Played in 12 games on defense as a true freshman, recording five tackles (three solo)

... Did not play in the opener vs. Northern Arizona, but played in each of the final 12 games ... First career game came at North Carolina ... Also logged statless time at Oregon State ... Had his first career tackle (solo) the following week vs. UNLV and had another solo stop at Fresno State the next week ... Did not record a stat in playing time at New Mexico, against Hawai'i and at Nevada ... Had an assisted stop against Idaho

## Fred Trevillion - Inside The Numbers

#### HIGHEST FBS RECEPTION AVERAGE IN 2017 (MIN. 10 REC.)

Rk.	Name	Team	Rec.	Rec. Yds	Rec. Avg.
1.	▶ Fred Trevillion	San Diego State	12	327	27.25
2.	Tyler Carmona	Navy	14	381	27.21
3.	Kalib Woods	Florida Atlantic	24	619	25.79
4.	Chris Platt	Baylor	16	401	25.06
5.	Jauan Wesley	Northern Illinois	10	250	25.00

#### HIGHEST SEASON REC. AVG. BY AN SDSU PLAYER SINCE 1996 (MIN. 10 REC.)

Rk.	Name	Year	Receptions	Receiving Yards	Receiving Avg.
1.	▶ Fred Trevillion	2017	12	327	27.25
2.	Derrick Lewis	2000	31	782	25.23
3.	Derrick Lewis	1999	25	538	21.520
4.	Mikah Holder	2016	27	581	21.519
5.	Eric Judge	2015	15	296	19.73

#### LONGEST RECEPTIONS IN SDSU SINGLE-GAME HISTORY

Rk.	Name	Date	Opponent	Length
1.	Chaz Schilens	Nov. 24, 2007	TCU	97
2.	Robert West	Oct. 30, 1971	at Fresno State	92
3.	Vincent Brown	Nov. 20, 2010	No. 25 Utah	90
4.	▶ Fred Trevillion	Oct. 14, 2017	Boise State	89
5.	Kassim Osgood	Dec. 7, 2002	at Hawai'i	87
	Derrick Lewis	Nov. 20, 1999	at UNLV	87
	Marshall Faulk	Nov. 20, 1993	at Fresno State	87

... Came up with a career-high two tackles (one solo) at Boise State ... Did not record a stat vs. Air Force, San José State and against Navy in the Poinsettia Bowl.

#### HIGH SCHOOL

Twice earned all-state recognition in Mississippi and was a three-time all-region selection ... Caught 42 passes for 824 yards and seven touchdowns as a senior ... Recorded four 100-yard receiving games ... Also saw action at quarterback, punter and on special teams for the Panthers ... Was listed as a two-star recruit by Scout.com and Rivals.com ... Earned three letters in basketball for Brookhaven High as well.

#### PERSONAL

Frederick Dionte Trevillion was born Oct. 13, 1994 ... Son of Stephanie Trevillion ... Chose San Diego State out of high school over Louisiana Monroe and drew interest from Arkansas, Mississippi, Mississippi State,

Southern Miss, Louisiana Lafayette and Louisiana Tech ... Is majoring in social science.

#### SINGLE-GAME BESTS

**Career Highs:** **Receptions:** 3 vs. Army West Point (12/23/17); **Receiving Yards:** 128 vs. Boise State (10/14/17); **Receiving Touchdowns:** 1 vs. New Mexico (11/24/17), vs. Boise State (10/14/17); **Long Reception:** 89 vs. Boise State (10/14/17); **Carries:** 1 vs. Nevada (11/18/17), at San José State (11/4/17), vs. UC Davis (9/2/17); **Rushing Yards:** 10 at San José State (11/4/17); **Long Rush:** 10 at San José State (11/4/17); **All-Purpose Yards:** 128 vs. Boise State (10/14/17); **Tackles:** 2 at Boise State (11/15/14).

## Trevillion's Career Statistics

Receiving											
Season	GP	GS	Rec.	Yds.	Avg.	Long	TD	Rec/Gm	Yds/Gm.		
2017	13	2	12	327	27.2	89	2	0.9	25.2		
Career	13	2	12	327	27.2	89	2	0.9	25.2		
Defense											
Season	GP	GS	UA	A	TT	TFL	Sk	Int.	PBU	FF	FR
2014	12	0	3	2	5	0.0	0.0	0	0	0	0
Career	12	0	3	2	5	0.0	0.0	0	0	0	0

# 12 → Adison Umrarong



- ◆ Cornerback
- ◆ Freshman - Redshirt, 5-10, 175
- ◆ Los Angeles, Calif.
- ◆ Palos Verdes High

Pronounced OOM-rah-wrong ... Tough, physical cornerback who plays bigger than his 5-10 frame ... Walk-on who joined the Aztecs in the 2017 fall camp ... Enters the season third on the depth chart at right cornerback.

#### REDSHIRT SEASON (2017)

Redshirted his first season on The Mesa.

#### HIGH SCHOOL

Was a three-year letterwinner at Palos Verdes High School in Palos Verdes Estates, Calif. ... Was a three-time all-league


selection and an all-CIF pick ... Totaled 2,061 yards and 22 touchdowns over his final three seasons (according to MaxPreps), averaging 5.5 yards per carry ... Also added 29 catches for 325 yards (11.2 avg.) and two touchdowns ... On defense recorded 164 tackles, nine interceptions and 14 pass deflections ... Also ran track at PVHS.

#### PERSONAL

Adison Umrarong Jr. was born March 11, 1999, in Vallejo, Calif. ... Son of Adison Sr. and Megan Umrarong ... Is a business administration major.



## 35 → Grady Vazquez



- ◆ Fullback
- ◆ Sophomore - Squad, 6-1, 235
- ◆ Ramona, Calif.
- ◆ Ramona High

Walk-on fullback who missed all of 2016 and the ensuing spring campaign with a knee injury ... Did not play last year ... Is listed third on the depth chart at fullback heading into 2018 behind a pair of upperclassmen.

### FRESHMAN SEASON (2017)

Did not play in his second season at SDSU.

### REDSHIRT SEASON (2016)

Redshirted his first season on The Mesa.

### HIGH SCHOOL

Lettered four seasons at Ramona High School in nearby Ramona, Calif. ... Was a

first-team all-Palomar League performer as a defensive lineman as a senior in 2015 and a second-team pick as a junior ... Earned the team's MVP and Defensive Lineman-of-the-Year award in 2015 ... Was a two-time powerlifting state champion as well ... Also competed on the track and field team for one season.

### PERSONAL

Grady Vazquez was born April 27, 1998, in Poway, Calif. ... Son of Toby and Kristin Vazquez ... Is majoring in criminal justice.

## 19 → Tayari Venable



- ◆ Cornerback
- ◆ Freshman - Redshirt, 6-1, 180
- ◆ Moreno Valley, Calif.
- ◆ Rancho Cucamonga High

Played his high school ball at Rancho Cucamonga with fellow Aztec redshirt freshmen cornerback Darren Hall.

Pronounced TAY-ARE-ee VEN-ah-bull ... the depth chart at left cornerback behind juniors Ron Smith and Jeff Clay. Young cornerback with a ton of potential ... Enters his second season at SDSU third on

### REDSHIRT SEASON (2017)

Redshirted his first season on The Mesa.

### HIGH SCHOOL

A three-year letterwinner at Rancho Cucamonga High School ... Compiled 114 tackles and 27 passes defended in 31 games during his prep career, according to MaxPreps ... Made 50 tackles, including 23 solo stops, while adding an interception as a junior ... Ranked second on the team with 16 passes defended as a sophomore ... Earned second-team all-Baseline League honors ... A consensus three-star recruit by Rivals, ESPN, 247sports and Scout ... Received a grade of 84 by 247sports and a 70 by ESPN ... Was listed as the 18th-best cornerback in the state of California according to Scout ...

Also competed in track and field as a prep.

### PERSONAL

Tayari Venable was born Jan. 2, 1999, in Moreno Valley, Calif. ... Son of Garry Venable and Sheryl Hicks ... Originally committed to Washington State and considered Air Force, Fresno State, Hawai'i, Nevada and Eastern Washington during the recruiting process ... Is majoring in psychology.

## 87 → Kahale Warring



- ◆ Tight End
- ◆ Junior - 1 Letter, 6-6, 250
- ◆ Sonora, Calif.
- ◆ Sonora High

Five of his 20 career catches have been for a touchdown.

### At A Glance

► Full name is Kahale Kuio Kalani Michael Wodehouse Warring.

► Played only one season of prep football at Sonora High School, excelling in basketball, water polo, cross country, swimming and tennis.

► His 74 receiving yards against UC Davis in the 2017 opener were the most by an Aztec tight end since 2012.

► Both of his catches in 2016 - a 5-yarder at Northern Illinois and a 12-yarder at South Alabama - went for touchdowns.

Pronounced Kah-HALL-ay WHERE-ing ... Big tight end who has shown drastic improvement since arriving on campus in 2015 ... Has put on 30 pounds since arriving on campus ... Missed the final 10 games of the 2016 season with a foot injury ... Returned to play in all 13 last year with three starts ... Was awarded a scholarship late in the 2017 fall camp.

### JUNIOR SEASON (2018)

Is a preseason fourth-team all-Mountain West selection by both *Athlon Sports* and *Phil Steele Magazine*.

### SOPHOMORE SEASON (2017)

Played in all 13 games on the season with three starts ... Had 18 catches and 248 re-

### Warring's Career Game-By-Game

#### FRESHMAN SEASON - 2016 GAME-BY-GAME / RECEIVING

Date	Opponent	GP	GS	No.	Yds.	Avg.	Lg.	TD	TD Lengths
S.3	New Hampshire	1	0	0	0	0.0	0	0	
S.10	California	1	0	0	0	0.0	0	0	
S.17	at Northern Illinois	1	0	1	5	5.0	5	1	5
O.1	at South Alabama	1	0	1	12	12.0	12	1	12
O.8	vs. UNLV*	--- Did Not Play - Injured ---							
O.14	at Fresno State*	--- Did Not Play - Injured ---							
O.21	vs. San José State*	--- Did Not Play - Injured ---							
O.28	at Utah State*	--- Did Not Play - Injured ---							
N.5	Hawai'i*	--- Did Not Play - Injured ---							
N.12	at Nevada*	--- Did Not Play - Injured ---							
N.19	at Wyoming*	--- Did Not Play - Injured ---							
N.26	Colorado State*	--- Did Not Play - Injured ---							
D.3	at Wyoming@	--- Did Not Play - Injured ---							
D.17	vs. Houston^	--- Did Not Play - Injured ---							
<b>2016 SEASON TOTALS</b>		<b>4</b>	<b>0</b>	<b>2</b>	<b>17</b>	<b>8.5</b>	<b>12</b>	<b>2</b>	

#### SOPHOMORE SEASON - 2017 GAME-BY-GAME / RECEIVING

Date	Opponent	GP	GS	No.	Yds.	Avg.	Lg.	TD	TD Lengths
S.2	UC Davis	1	0	5	74	14.8	36	1	7
S.9	at Arizona State	1	0	1	8	8.0	8	0	
S.16	No. 19/19 Stanford	1	0	2	11	5.5	7	0	
S.23	at Air Force*	1	0	1	42	42.0	42	0	
S.30	Northern Illinois	1	1	3	39	13.0	21	1	8
O.7	at UNLV*	1	0	1	11	11.0	11	0	
O.14	Boise State*	1	0	0	0	0.0	0	0	
O.21	Fresno State*	1	0	0	0	0.0	0	0	



ceiving yards (13.8 avg.) with a team-high three touchdowns ... Had a career game in the opener off the bench vs. UC Davis, making five catches for 74 yards (14.8 avg.) with a touchdown and a long of 36 yards ... The 74 yards receiving were the most by an Aztec tight end since Gavin Escobar had 108 vs. UNLV on Oct. 27, 2012 ... The five catches matched the most by a SDSU tight end since Escobar hauled in six vs. Wyoming on Nov. 24, 2012 ... Had entered the game with two catches (both for touchdowns) and 17 yards ... Made an 8-yard grab off the bench at Arizona State ... Had two catches for 11 yards (5.5 avg.) with a long of seven off the bench vs. No. 19/19 Stanford ... Had a career-long 42-yard grab off the bench at Air Force in the team's first play after an hour and 28-minute lightning delay ... The catch led to a 2-yard touchdown run by Rashaad Penny, putting SDSU on the scoreboard ... Had another good game in his

first career start vs. Northern Illinois, recording a team-high three catches for 39 yards (13.0 avg.) with a 8-yard touchdown and a long of 21 yards ... It was his second touchdown of the season and fourth of his career ... Had an 11-yard catch at UNLV ... Did not record a stat in playing time against Boise State or Fresno State ... Earned the start in statless time at Hawai'i ... Did not make a catch in playing time off the bench at San José State ... Made two catches for 48 yards (24.0 avg.) with a long of 29 yards against Nevada ... Earned the start against New Mexico, recording three catches for 15 yards and a 9-yard touchdown that got SDSU on the scoreboard in the first quarter ... Did not record a catch in playing time off the bench vs. Army West Point in the Armed Forces Bowl.

## Warring's Career Statistics

Receiving									
Season	GP	GS	Rec.	Yds.	Avg.	Long	TD	Rec/Gm	Yds/Gm.
2016	4	0	2	17	8.5	12	2	0.5	4.3
2017	13	3	18	248	13.8	42	3	1.4	19.1
<b>Career</b>	<b>17</b>	<b>3</b>	<b>20</b>	<b>265</b>	<b>13.2</b>	<b>42</b>	<b>5</b>	<b>1.2</b>	<b>15.6</b>

O.28	at Hawai'i*	1	1	0	0	0.0	0	0
N.4	at San José State*	1	0	0	0	0.0	0	0
N.18	Nevada*	1	0	2	48	<b>24.0</b>	24	0
N.24	New Mexico*	1	1	3	15	5.0	9	<b>1</b>
D.23	vs. Army West Point+	1	0	0	0	0.0	0	0
<b>2017 SEASON TOTALS</b>		<b>13</b>	<b>3</b>	<b>18</b>	<b>248</b>	<b>13.8</b>	<b>42</b>	<b>3</b>

*Bold indicates season high. \* - Mountain West game. @ - 2016 Mountain West Championship (War Memorial Stadium; Laramie, Wyo.). ^ - 2016 Las Vegas Bowl (Sam Boyd Stadium; Las Vegas, Nev.). + - 2017 Lockheed Martin Armed Forces Bowl (Amon Carter Stadium; Fort Worth, Texas).*

## Kahale Warring - Inside The Numbers

**SDSU HIGHEST TOUCHDOWN CATCH PCT. OVER LAST TWO YEARS (MIN. 10 REC.)**

Rk.	Name	Receptions	Receiving TDs	TD Pct.
<b>1.</b>	<b>► Kahale Warring</b>	<b>20</b>	<b>5</b>	<b>25.00</b>
2.	David Wells	34	6	<b>17.65</b>
3.	Fred Trevillion	12	2	<b>16.67</b>
4.	Rashaad Penny	34	5	<b>14.71</b>
5.	Quest Truxton	23	3	<b>13.04</b>

**MOST RECEIVING YARDS BY AN AZTEC TIGHT END SINCE 1996 / SEASON**

Rk.	Name	Year	Receptions	Receiving Yards
1.	Gavin Escobar	2011	51	<b>780</b>
2.	Gavin Escobar	2012	42	<b>543</b>
3.	Gavin Escobar	2010	29	<b>323</b>
4.	David Wells	2016	25	<b>294</b>
5.	Gray McNeil	1999	22	<b>283</b>
<b>6.</b>	<b>► Kahale Warring</b>	<b>2017</b>	<b>18</b>	<b>248</b>

### FRESHMAN SEASON (2016)

Played in the team's first four games before a season-ending injury to his foot, making two catches - both for touchdowns ... Had two receptions for 17 yards (8.5 avg.) ... Played for the first time of his career in the opener against New Hampshire, but did not make the stat sheet ... Logged statless time once again vs. California ... Caught his first career pass at Northern Illinois, which was a 5-yard touchdown catch on 4th and 2 to put SDSU up, 21-0, early in the second quarter ... Caught a 12-yard touchdown pass to put SDSU up, 24-21, at South Alabama ... It was his second straight game with a catch (and touchdown catch) ... Did not play against UNLV after injuring his foot in practice early in the week ... Was ruled out for the rest of the season after undergoing surgery.

### REDSHIRT SEASON (2015)

Redshirted his first season at SDSU.

### HIGH SCHOOL

Played just one year of football at Sonora High in Sonora, Calif. ... Earned all-league accolades in his one season, catching 21 balls for 548 yards (26.1 avg.), according to MaxPreps ... Helped the Wildcats to an 11-2 record, including a perfect 6-0 league mark ... Also excelled in basketball, averaging 19.6 points and 10.8 rebounds as a senior, earning the league's MVP award ... Was also an all-conference pick in water polo ... Previously played tennis, and was a member of

the cross country and swimming teams at Sonora High.

### PERSONAL

Kahale Kuiu Kalani Michael Wodehouse Warring was born March 23, 1997, in Sonora, Calif. ... Son of Lloyd and Nichole Longeway ... Was also recruited by Nevada and Sacramento State ... Is majoring in communication.

### SINGLE-GAME BESTS

**Career Highs:** Receptions: 5 vs. UC Davis (9/2/17); Receiving Yards: 74 vs. UC Davis (9/2/17); Receiving Touchdowns: 1, five times; Long Reception: 42 at Air Force (9/23/17).



## 29 → Juwan Washington



- ◆ Running Back
- ◆ Junior - 2 Letters, 5-7, 190
- ◆ Kennedale, Texas
- ◆ Kennedale High

Has three career kick returns for a touchdown, which is tied for the third most among active FBS players.

- ◆ 2016 SDSU Co-Outstanding Freshman Award
- ◆ MW Special Teams Player of the Week - Oct. 2, 2017 vs. Northern Illinois

### At A Glance

▶ Has 17 touchdowns (13 rushing, three kick return, one receiving) over the last 20 games entering the 2018 season.

▶ Scored at least one touchdown in each of the final five games last season (five rushing, one kick return).

▶ Was named the Mountain West Special Teams Player of the Week for returning the opening kickoff 96 yards for a touchdown against Northern Illinois on Sept. 30, 2017.

▶ Shared the team's 2016 Freshman-of-the-Year award with tight end Parker Houston.

▶ Was one of only five freshman players in the country in 2016 with at least five rushing touchdowns and one receiving score, and one of two with a kick return touchdown as well.

▶ Averaged 8.0 yards per rushing attempt in 2016, the highest mark by an Aztec since at least 1996 (min. 55 attempts).

▶ Led all Aztecs in 2016 with 11.9 yards per touch (min. 45 touches).

Speedster who is not afraid of contact ... Has a great blend of speed and power ... Is slated to start at running back this season after learning behind a pair of 2,000-yard rushers in Donnell Pumphrey (2,133 in 2016) and Rashaad Penny (2,248 in 2017) ... Also sees action in the return game and is slated to start at kick returner, and also could see time in the punt return game ... Has 17 touchdowns (13 rushing, three kick return, one receiving) over the last 20 games entering the 2018 season.

#### JUNIOR SEASON (2018)

Is a preseason first-team all-Mountain West selection at running back by *Athlon Sports* and *Street & Smith's*, and a second-team pick at running back and kick returner by *Phil Steele Magazine*, and at kick returner by *Athlon Sports* ... Has been deemed "MW's Heisman hopeful" and "MW's most elusive running back" by *Street & Smith's*, and the "29th-rated running back in FBS" by *Athlon*.

#### SOPHOMORE SEASON (2017)

Racked up numerous preseason awards, including being named to the Earl Campbell Tyler Rose Award Watch List, which goes to an offensive player with ties to Texas and displays performance, integrity and tenacity ... Also was a preseason fourth-team all-Mountain West selection by *Athlon Sports* as a running back and to the *Phil Steele Magazine* fourth team as a kick returner ... Rushed 127 times for 759 yards (6.0 avg.) with seven touchdowns ... Had a long run of 60 yards ... Also had three receptions for 39 yards (13.0 avg.) with a long of 19 yards and 14 kick returns for 333 yards (23.8 avg.), including a pair of touchdowns... Started three games and played in all 13 ... Rushed 14 times for 66 yards (4.7 avg.) with a touchdown in the opener against UC Davis ... The rushing touchdown was the seventh of his career (all over the previous eight games) ... Had a busy game at Arizona State, carrying the ball a career-high 16 times for 56 yards (3.5 avg.) with a long run of 22 yards ... Ran eight times for 30 yards (3.8 avg.) off the bench against No. 19/19 Stanford and added his first two receptions on the season for 20 yards (10.0 avg.) ... The two catches were a career high ... Rushed 14 times for a season-high 68 yards (4.9 avg.) in his first start of the year at Air Force ... Added a long run of 29 yards ... Was named the Mountain West Special Teams Player of the Week for his play against Northern Illinois when he took the opening kickoff 96 yards for a touchdown ... Also ran four times for 19 yards (4.8 avg.) ... Finished with 95 yards on just 10 carries (9.5 avg.) in a start, including a 34-yard touchdown at UNLV ... Ran three times, but lost two yards, in a start against Boise State ... Also had a season-long 19-yard catch ... Had a solid outing against Fresno State, rushing seven times for 68 yards (9.7

### Washington's Career Game-By-Game

#### FRESHMAN SEASON - 2016 GAME-BY-GAME / RUSHING

Date	Opponent	GP	GS	No.	Yds.	Avg.	Lg.	TD	TD Lengths
S.3	New Hampshire	1	0	4	9	2.25	4	0	
S.10	California	1	0	4	28	7.00	11	0	
S.17	at Northern Illinois	1	0	0	0	0.00	0	0	
O.1	at South Alabama	1	0	0	0	0.00	0	0	
O.8	UNLV*	1	0	5	13	2.60	10	0	
O.14	at Fresno State*	1	0	0	0	0.00	0	0	
O.21	San José State*	1	0	6	22	3.67	12	0	
O.28	at Utah State*	1	0	14	137	9.79	64	2	39, 1
N.5	Hawaii**	1	0	5	48	9.60	20	1	20
N.12	at Nevada*	1	0	5	70	14.00	45	1	45
N.19	at Wyoming*	1	0	1	14	14.00	14	0	
N.26	Colorado State*	1	1	6	92	15.33	81	1	81
D.3	at Wyoming@	1	0	2	0	0.00	3	0	
D.17	vs. Houston^	1	0	3	8	2.67	7	1	7
<b>2016 SEASON TOTALS</b>		<b>14</b>	<b>1</b>	<b>55</b>	<b>441</b>	<b>8.02</b>	<b>81</b>	<b>6</b>	

#### SOPHOMORE SEASON - 2017 GAME-BY-GAME / RUSHING

Date	Opponent	GP	GS	No.	Yds.	Avg.	Lg.	TD	TD Lengths
S.2	UC Davis	1	0	14	66	4.71	9	1	4
S.9	at Arizona State	1	0	16	56	3.50	22	0	
S.16	No. 19/19 Stanford	1	0	8	30	3.76	13	0	
S.23	at Air Force*	1	1	14	68	4.86	29	0	
S.30	Northern Illinois	1	0	4	23	4.75	15	0	
O.7	at UNLV*	1	1	10	95	9.50	34	1	34
O.14	Boise State*	1	1	3	-2	-0.67	2	0	
O.21	Fresno State*	1	0	7	68	9.71	45	0	
O.28	at Hawaii**	1	0	9	46	5.11	23	1	1
N.4	at San José State*	1	0	16	134	8.38	58	2	1, 1
N.18	Nevada*	1	0	12	51	4.25	16	1	1
N.24	New Mexico*	1	0	9	84	8.33	60	1	60
D.23	vs. Army West Point+	1	0	5	44	8.80	27	0	
<b>2017 SEASON TOTALS</b>		<b>14</b>	<b>3</b>	<b>127</b>	<b>759</b>	<b>5.98</b>	<b>60</b>	<b>7</b>	

#### FRESHMAN SEASON - 2016 GAME-BY-GAME / RECEIVING

Date	Opponent	GP	GS	No.	Yds.	Avg.	Lg.	TD	TD Lengths
O.21	San José State*	1	0	1	4	4.0	4	0	
N.5	Hawaii**	1	0	1	24	24.0	24	1	24
N.19	at Wyoming*	1	0	1	44	44.0	44	0	
<b>2016 SEASON TOTALS</b>		<b>14</b>	<b>1</b>	<b>3</b>	<b>72</b>	<b>24.0</b>	<b>44</b>	<b>1</b>	

#### SOPHOMORE SEASON - 2017 GAME-BY-GAME / RECEIVING

Date	Opponent	GP	GS	No.	Yds.	Avg.	Lg.	TD	TD Lengths
S.16	Stanford	1	0	2	20	10.0	12	0	
O.14	Boise State	1	1	1	19	19.0	19	0	
<b>2017 SEASON TOTALS</b>		<b>14</b>	<b>3</b>	<b>3</b>	<b>39</b>	<b>13.0</b>	<b>19</b>	<b>9</b>	

#### FRESHMAN SEASON - 2016 GAME-BY-GAME / KICK RETURNS

Date	Opponent	GP	GS	No.	Yds.	Avg.	Lg.	TD	TD Lengths
S.3	New Hampshire	1	0	0	0	0.0	0	0	
S.10	California	1	0	0	0	0.0	0	0	
S.17	at Northern Illinois	1	0	3	93	31.0	53	0	
O.1	at South Alabama	1	0	0	0	0.0	0	0	
O.8	UNLV*	1	1	15	15.0	15.0	15	0	
O.14	at Fresno State*	1	0	0	0	0.0	0	0	
O.21	San José State*	1	0	0	0	0.0	0	0	
O.28	at Utah State*	1	0	0	0	0.0	0	0	
N.5	Hawaii**	1	0	0	0	0.0	0	0	
N.12	at Nevada*	1	2	29	14.5	17.0	17	0	
N.19	at Wyoming*	1	2	100	50.0	92	1	92	
N.26	Colorado State*	1	2	58	28.0	29.0	29	0	
D.3	at Wyoming@	1	0	0	0	0.0	0	0	
D.1	vs. Houston^	1	0	0	0	0.0	0	0	
<b>2016 SEASON TOTALS</b>		<b>14</b>	<b>0</b>	<b>10</b>	<b>293</b>	<b>29.3</b>	<b>92</b>	<b>1</b>	

# Aztec Players

EIGHT STRAIGHT BOWL GAME APPEARANCES ► 21 CONFERENCE CHAMPIONSHIPS



JUWAN WASHINGTON ◀ PLAYERS



avg.) with a season long of 45 yards ... Rushed nine times for 46 yards (5.1) and a touchdown at Hawai'i in a reserve role ... Had a huge game at San José State, rushing 16 times for 134 yards (8.4 avg.) with two touchdowns ... Broke 100 yards rushing for the first time of the season and second time of his career ... Tied a career high with two touchdowns ... Rushed 12 times for 51 yards (4.2 avg.) and a touchdown against Nevada, while returning three kicks for 53 yards ... Rushed nine times for 84 yards and a touchdown against New Mexico ... The touchdown was a 60-yard run, his longest rush of the season ... Recorded his seventh rushing touchdown of the season and 13th of his career ... Rushed for 44 yards on just five carries (8.8 avg.) against Army West Point in the Armed Forces Bowl, while returning four kicks for 140 yards (35.0 avg.), including a 78-yard kick return touchdown ... Ended up setting career bests in kick returns (4), kick return yards (140) and all-purpose yards (184) ... It was his second kick return score of the season and third of his career ... Recorded his ninth overall touchdown of the season and 17th of his career ... Produced 17 touchdowns (13 rushing, three kick return, one receiving) over his last 20 games.

## FRESHMAN SEASON (2016)

Earned the team's outstanding freshman award (with Parker Houston) ... Earlier was named "SDSU's Top Newcomer" by Lindy's Sports ... Played in the team's 14 games with one start, rushing 55 times for 441 yards

(8.0 avg.) and six touchdowns, catching three passes for 72 yards (24.0 avg.) and returning 10 kicks for 293 yards (29.3 avg.) and another score ... Was one of only five freshman players in the country with at least five rushing touchdowns and one receiving touchdown, and one of two with a kick return as well ... His 8.0 yards per rush was the highest by an Aztec since at least 1996 (min. 55 attempts) ... The 8.0 yards per attempt also ranked fifth in the country (min. 55 attempts) ... Ranked second in the MW and eighth in the nation in kick return touchdowns (1) ... Had at least one touchdown in five consecutive games until not scoring in the MW Championship game at Wyoming ... Logged his first career snaps in the opener against New Hampshire, rushing four times for nine yards (2.3 avg.), and seeing time on special teams ... Rushed four times for 28 yards (7.0) with a long of 11 yards against California ... Did not get any carries at Northern Illinois, but returned three kicks for 93 yards (31.0 avg.), including a long of 53 yards ... Logged statless time at South Alabama ... Rushed five times for 13 yards against UNLV, averaging 2.6 yards per carry and returned a kick for 15 yards ... Did not record a stat in action at Fresno State ... Rushed for 22 yards on six carries with a then season-long of 12 yards vs. San José State and caught his first pass as an Aztec for four yards ... Rushed 14 times for 137 yards (9.8 avg.) and two touchdowns at Utah State ... It was his first career 100-yard rushing game (76th Aztec with a 100-yard game

## SOPHOMORE SEASON - 2017 GAME-BY-GAME / KICK RETURNS

Date	Opponent	GP	GS	No.	Yds.	Avg.	Lg.	TD	TD Lengths
S.2	UC Davis	1		0	0	0.0	0	0	
S.9	at Arizona State	1		0	0	0.0	0	0	
S.16	No. 19/19 Stanford	1		0	0	0.0	0	0	
S.23	at Air Force*	1		1	0	0.0	0	0	
S.30	Northern Illinois	1		1	96	96.0	<b>96</b>	<b>1</b>	<b>96</b>
O.7	at UNLV*	1		2	-4	-2.0	0	0	
O.14	Boise State*	1		2	36	18.0	16	0	
O.21	Fresno State*	1		0	0	0.0	0	0	
O.28	at Hawai'i*	1		1	16	16.0	16	0	
N.4	at San José State*	1		0	0	0.0	0	0	
N.18	Nevada*	1		3	53	17.7	22	0	
N.24	New Mexico*	1		0	0	0.0	0	0	
D.23	vs. Army West Point+	1		<b>4</b>	<b>140</b>	<b>35.0</b>	<b>78</b>	<b>1</b>	<b>78</b>
<b>2017 SEASON TOTALS</b>		<b>13</b>	<b>0</b>	<b>14</b>	<b>333</b>	<b>23.8</b>	<b>96</b>	<b>2</b>	

*Bold indicates season high. \* - Mountain West game. @ - 2016 Mountain West Championship (War Memorial Stadium; Laramie, Wyo.). ^ - 2016 Las Vegas Bowl (Sam Boyd Stadium; Las Vegas, Nev.). + - 2017 Lockheed Martin Armed Forces Bowl (Amon Carter Stadium; Fort Worth, Texas). GS - \* in this category the player was on the field the first time San Diego State was in the kick return formation.*

## Juwan Washington - Inside The Numbers

### MOST ACTIVE FBS KICK RETURN TOUCHDOWNS / CAREER

Rk.	Name	Team	2018 Year	KR	KR TD
1.	Tony Pollard	Memphis	Jr.	60	<b>6</b>
2.	Marcus Green	Louisiana-Monroe	Sr.	41	<b>4</b>
<b>3.</b>	<b>► Juwan Washington</b>	<b>San Diego State</b>	<b>Jr.</b>	<b>24</b>	<b>3</b>
	Deebo Samuel	South Carolina	Sr.	19	<b>3</b>
	Isaiah Harper	Old Dominion	Sr.	26	<b>3</b>
	Marcus Jones	Troy	So.	29	<b>3</b>
	Keion Davis	Marshall	Sr.	44	<b>3</b>
	C.J. Sanders	Notre Dame/SMU	Sr.	86	<b>3</b>

### JUWAN WASHINGTON / RASHAAD PENNY ENTERING 1ST YEAR AS STARTER

	RUSH (Att.-Yds.-Avg.-TD)	REC (Att.-Yds.-Avg.-TD)	KR (Att.-Yds.-Avg.-TD)
<b>J. Washington</b>	<b>182-1,200-6.6-13</b>	<b>6-111-18.5-1</b>	<b>24-626-26.1-3</b>
R. Penny	199-1,408-7.1-15	23-344-15.0-4	64-1,928-30.1-5

### HIGHEST RUSHING YARD AVERAGE (MIN. 10 ATT.) SINCE 1996 / SDSU SEASON

Pl.	Name	Year	Cl.	Att.	Yds.	TD	Avg.
<b>1.</b>	<b>► Juwan Washington</b>	<b>2016</b>	<b>Fr.</b>	<b>55</b>	<b>441</b>	<b>6</b>	<b>8.02</b>
2.	Rashaad Penny	2017	Sr.	289	2,248	23	<b>7.78</b>
3.	Rashaad Penny	2016	Jr.	136	1,018	11	<b>7.49</b>
4.	Justin Watson	1996	Jr.	64	434	5	<b>6.78</b>
5.	Donnel Pumphrey	2014	So.	276	1,867	20	<b>6.76</b>

### HIGHEST RUSHING YARD AVERAGE (MIN. 55 ATT.) IN 2016 / NCAA FBS

Rk.	Name	Team	Att.	Yds.	TD	Avg.
1.	Quadree Henderson	Pittsburgh	60	631	5	<b>10.52</b>
2.	Ty Johnson	Maryland	110	1,004	6	<b>9.13</b>
3.	Teriyon Gipson	New Mexico	145	1,269	13	<b>8.75</b>
4.	Tim McVey	Air Force	83	708	10	<b>8.53</b>
<b>5.</b>	<b>► Juwan Washington</b>	<b>San Diego State</b>	<b>55</b>	<b>441</b>	<b>6</b>	<b>8.02</b>

in school history) ... Set career highs in rushing yards, touchdowns, carries and long rush (then a career long of 64 yards) ... Scored his first two career touchdowns ... Rushed five times for 48 yards (9.6 avg.) and a touchdown and added a 24-yard touchdown catch in time against Hawai'i ... It was his first career touchdown catch ... Had multiple touchdowns for the second straight game ... Set career highs in receptions (1, tied), receiving yards (24) and long reception (24

yards) ... Rushed five times for 70 yards (14.0 avg.) and a touchdown at Nevada with a long of 45 yards ... Also returned two short kicks for 29 yards (14.5 avg.) ... Rushed once for 14 yards, had a 44-yard catch and returned two kicks for 100 yards, including a 92-yard touchdown, at Wyoming ... The kick return touchdown was the first of his career ... Also set career highs in kick return yards (100), receiving yards (44) and long reception (44) ... Rushed six times for 92 yards,

AZTEC FOOTBALL MEDIA GUIDE



# Aztec Players

EIGHT STRAIGHT BOWL GAME APPEARANCES ► 21 CONFERENCE CHAMPIONSHIPS



including an 81-yard rushing touchdown vs. Colorado State ... The 81-yard rush was the longest of his career ... Had seven touchdowns (five rushing, one receiving and one kick return), all over the previous five games ... Rushed two times for zero yards in the MW Championship game at Wyoming ... Carried three times for eight yards, including a 7-yard touchdown against Houston in the Las Vegas Bowl.

#### REDSHIRT SEASON (2015)

Redshirted his true freshman year at SDSU.

#### HIGH SCHOOL

Racked up big numbers at Kennedale High School, where he won three varsity letters ... Rushed for 5,139 yards and 75 touchdowns with an average of 9.5 yards per carry during his career, according to MaxPreps ... Eclipsed the 300-yard mark five times in 24 games as a prep ... Also combined for 836 yards on kickoff returns ... Earned second-team all-state honors after running for 2,695 yards and 39 scores during his senior season, leading the Wildcats to a 12-1 overall record and an appearance in the UIL Conference 4A Regionals ... Rated as a three-star recruit by Scout, 247sports and ESPN, and a two-star recruit by Rivals ... Earned a grade of 82 by 247sports and a 74 from ESPN.

#### PERSONAL

Juwan Xavier Washington was born Nov. 19, 1996, in Fort Worth, Texas ... Son of Katrina Smith ... Picked SDSU over other offers from Houston, Arkansas State, Louisiana-Monroe and Texas State ... Also received recruiting interest from numerous other schools, including Arkansas, Baylor, Brigham Young, Duke, Kansas State, Minnesota, Notre Dame, Oklahoma, TCU and USC, among others ... Is majoring in interdisciplinary studies.

## Washington's Career Statistics

Season	GP	GS	Rushing					Receiving					
			Att.	Yds.	TD	Lg.	Avg.	100+	No.	Yds.	Avg.	TD	Lg.
2016	14	1	55	441	6	81	8.0	1	3	72	24.0	1	44
2017	13	3	127	759	7	60	6.0	1	3	39	13.0	0	19
<b>Career</b>	<b>27</b>	<b>4</b>	<b>172</b>	<b>1,200</b>	<b>13</b>	<b>81</b>	<b>7.0</b>	<b>2</b>	<b>6</b>	<b>111</b>	<b>18.5</b>	<b>1</b>	<b>44</b>

Season	GP	GS	No.	Yds.	Avg.	Long	TD	All-Purpose	
								Total	Yds/Gm.
2016	14	0	10	293	29.3	92	1	806	57.6
2017	13	0	14	333	23.8	96	2	1,131	87.0
<b>Career</b>	<b>27</b>	<b>0</b>	<b>24</b>	<b>626</b>	<b>26.1</b>	<b>96</b>	<b>3</b>	<b>1,937</b>	<b>71.7</b>

## 26 → Kaegun Williams



- ◆ Running Back
- ◆ Freshman - Redshirt, 5-9, 200
- ◆ Cedar Hill, Texas
- ◆ Cedar Hill High

#### HIGH SCHOOL

Received four letters at Cedar Hill High School in Cedar Hill, Texas ... Led the Longhorns to a 34-7 record (.829) over his last three years as a running back ... Rushed for 2,070 yards and 26 touchdowns on 323 carries (6.4 avg.) over the three years, according to MaxPreps, while adding 113 catches for 1,749 yards (15.5 avg.) and 17 touchdowns ... Was an all-district utility MVP ... Also was chosen as the freshman newcomer of the year ... Was an academic all-district pick ... Was a consensus three-star recruit by Rivals, ESPN, 247sports and Scout ... Received a grade of 86 by 247sports and a 78 by ESPN ... Ranked as the seventh-best all-purpose back by Rivals and the 15th by 247sports ... Scout ranked him as the 11th-best running back in the state of Texas.

#### PERSONAL

Kaegun Lashun Williams was born Oct. 14, 1998, in Stephenville, Texas ... Son of Scarlett Williams ... Picked San Diego State over offers from Colorado, Tennessee, California, Navy, Tulsa, North Texas, SMU, Kansas and New Mexico ... A kinesiology major.

**Pronounced KAY-gun** ... A young running back who will look for playing time this year after redshirting last season ... Enters 2018 third on the depth chart.

#### REDSHIRT SEASON (2017)


Utilized his redshirt season.

# Aztec Players



EIGHT STRAIGHT BOWL GAME APPEARANCES ► 21 CONFERENCE CHAMPIONSHIPS

## 83 → Alex Wilson



- ◆ Tight End
- ◆ Freshman - Redshirt, 6-4, 240
- ◆ Corte Madera, Calif.
- ◆ Redwood High

Young, walk-on who joined the Aztecs for the 2017 fall camp ... Moved to tight end from wide receiver after spring drills, where he is sixth on the depth chart.

### REDSHIRT SEASON (2017)

Redshirted his first year as a wide receiver.

### HIGH SCHOOL

Earned three letters at Redwood High School in Corte Madera, Calif. ... According to MaxPreps, caught 53 passes for 936 yards (17.7 avg.) with 16 touchdowns as a senior on offense ... Was a two-time all-

league player on defense and on offense as a senior ... Also was the team's player of the year as a senior and the defensive player of the year as a junior ... Captained the Giants ... Also played four years of basketball, including the last two seasons as a team captain ... A scholar-athlete.

### PERSONAL

Alex James Wilson was born Nov. 21, 1998, in Colorado Springs, Colo. ... Son of Nancy Wilson ... Also was recruited by San José State ... Is majoring in kinesiology.

## 6 → Tim Wilson Jr.



- ◆ Wide Receiver
- ◆ Sophomore - 1 Letter, 6-4, 205
- ◆ Plano, Texas
- ◆ Plano East High

Tall, athletic receiver who can go up and get the ball ... Has great hands ... Continues to improve his route-running and blocking skills in SDSU's pro-style offense ... Is slated to

backup senior Fred Trevillion at the 'X' receiver after spring drills.

### FRESHMAN SEASON (2017)

Started one game and played in 12 of 13 ... Had six catches for 89 yards (14.8 avg.) with a long of 31 yards ... Started the opener against UC Davis, having never played a collegiate game ... Finished with a 15-yard catch ... Did not record a stat off the bench at Arizona State or vs. No. 19/19 Stanford ... Had a career-long 31-yard catch off the bench at Air Force ... Did not make a catch in time against Northern Illinois ... Did not travel to UNLV, nursing an injury ... Logged statless snaps against Boise State ... Had his best game of the season in late play against Fresno State, making a career-high three catches for 29 yards (9.7 avg.) with a long of 13 yards ... Did not record a stat in playing time at Hawai'i, at San José State or against Nevada ... Made a 14-yard grab vs. New Mexico ... Did not make a catch in playing time off the bench vs. Army West Point in the Armed Forces Bowl.

### HIGH SCHOOL

Was a three-year letterwinner at Plano East High School in Plano, Texas ... Had 18 catches for 341 yards (18.9 avg.) and seven touchdowns in nine games played as a senior in 2015, according to MaxPreps ... Was an all-district first-team pick ... A three-star recruit by Scout and 247sports, and a two-star recruit by Rivals and ESPN ... Received a grade of 83 by 247sports and a grade of 69 by ESPN.

### PERSONAL

Timothy Donnell Wilson, Jr., was born Aug. 4, 1998, in San Diego ... Son of Lori Edwards ... Picked the Aztecs over offers from Iowa, Liberty, Louisiana-Monroe and Stephen F. Austin ... Also received interest from Boise State, Kansas, UCF and Utah State ... Is majoring in business administration.

### SINGLE-GAME BESTS

**Career Highs:** **Receptions:** 3 vs. Fresno State (10/21/17); **Receiving Yards:** 31 at Air Force (9/23/17); **Long Reception:** 31 at Air Force (9/23/17).

### REDSHIRT SEASON (2016)

Redshirted his first year at San Diego State.

## Wilson Jr.'s Career Statistics

Receiving	GP	GS	Rec.	Yds.	Avg.	Long	TD	Rec/Gm	Yds/Gm.
Season	12	1	6	89	14.8	31	0	0.5	7.4
2017	12	1	6	89	14.8	31	0	0.5	7.4
Career	12	1	6	89	14.8	31	0	0.5	7.4

## 27 → Kyree Woods



- ◆ Cornerback
- ◆ Junior - 2 Letters, 6-0, 185
- ◆ Mesa, Ariz.
- ◆ Chandler High

Athletic DB, who continues to learn and get better ... Was on the two-deep for the final five games in 2016 at left cornerback as a true freshman ... Then played in 12 of 13 last year ... Is expected to start at right cornerback heading into the 2018 season.

reserve role in the opener vs. UC Davis, making one solo stop ... Had a solo stop off the bench on special teams at Arizona State ... Logged special teams time vs. No. 19/19 Stanford and at Air Force, but did not find the stat sheet ... Did not play against Northern Illinois ... Had a career-high four tackles (two solo) in time late and on special teams at UNLV ... Did not record a stat against Boise State ... Made one solo tackle against

### SOPHOMORE SEASON (2017)

Played in 12 games, making 13 tackles (nine solo) and a pass breakup ... Saw time in a

## Woods' Career Game-By-Game

### FRESHMAN (TRUE) SEASON - 2016 GAME-BY-GAME

Date	Opponent	GP	GS	UA	A	TT	TFL	Sk.	Int.	PBU	FF	FR
S.3	New Hampshire											
S.1	California											
S.17	at Northern Illinois											
O.1	at South Alabama											
O.8	UNLV*											
O.14	at Fresno State*											
O.21	San José State*											
O.28	at Utah State*	1	0	0	0	0	0.0	0.0	0	0	0	0
N.5	Hawai'i*	1	0	1	0	1	1.0	1.0	0	0	0	0
N.12	at Nevada*	1	0	0	0	0	0.0	0.0	0	0	0	0
N.19	at Wyoming*	1	0	0	0	0	0.0	0.0	0	0	0	0
N.26	Colorado State*	1	0	0	0	0	0.0	0.0	0	0	0	0
D.3	at Wyoming@	1	0	0	0	0	0.0	0.0	0	0	0	0
D.17	vs. Houston^	1	0	0	0	0	0.0	0.0	0	0	0	0
<b>2016 SEASON TOTALS</b>		<b>7</b>	<b>0</b>	<b>1</b>	<b>0</b>	<b>1</b>	<b>1.0</b>	<b>1.0</b>	<b>0</b>	<b>0</b>	<b>0</b>	<b>0</b>

Fresno State ... Had a solo tackle on special teams at Hawai'i ... Had an assisted tackle at San José State ... Registered a solo stop

against Nevada ... Had a pass breakup against New Mexico, the first of his career ... Logged a career-high 33 snaps against

# Aztec Players



EIGHT STRAIGHT BOWL GAME APPEARANCES ► 21 CONFERENCE CHAMPIONSHIPS

Army West Point in the Armed Forces Bowl, making two tackles (one solo).

## FRESHMAN SEASON (2016)

Had one tackle in seven games, which went down as a 10-yard sack (and tackle for loss) ... Was not on the travel squad and did not play the first six games of the season ... Was on the travel roster for the first time of his career against San José State, but did not play ... Logged the first playing time of his career at Utah State without making the stat sheet ... Logged snaps late against Hawai'i, sacking UH quarterback Dru Brown for a 10-yard loss on fourth and 5, keeping SDSU's 55-0 shutout intact ... Also played the final five games of the season, including the MW Championship and the Las Vegas Bowl, without recording a stat.

## HIGH SCHOOL

A two-year letterwinner at Chandler High School in Chandler, Ariz., the same high school that former Aztec and 2014 all-MW punt returner Lloyd Mills attended ... Helped

the Wolves go 24-4 (.857) over his last two years, including a 9-1 record in league play ... Chandler HS finished first in the state in 2014 and second in 2015 ... Recorded 130 tackles, four interceptions and nine pass deflections over his two seasons, including 85 stops, two interceptions, a touchdown and six pass deflections as a senior in 2015 ... Was an all-state, all-section and all-district selection ... A three-star recruit by 247sports and ESPN, and a two-star recruit by Rivals and Scout ... Received a grade of 81 by 247sports and a grade of 71 by ESPN ... Was picked as the 13th-best recruit in Arizona by ESPN and the 17th best by 247sports ... Also played basketball and competed in track and field at Chandler High School ... A member of the National Honor Society.

## PERSONAL

Kyree Damon Woods was born Feb. 2, 1998, in Mesa, Ariz. ... Picked the Aztecs over other offers from Brown, Cornell, Nevada, New Mexico State, UNLV and Utah

## SOPHOMORE SEASON - 2017 GAME-BY-GAME

Date	Opponent	GP	GS	UA	A	TT	TFL	Sk.	Int.	PBU	FF	FR
S.2	UC Davis	1	0	2	0	2	0.0	0.0	0	0	0	0
S.9	at Arizona State	1	0	1	0	1	0.0	0.0	0	0	0	0
S.16	No. 19/19 Stanford	1	0	0	0	0	0.0	0.0	0	0	0	0
S.23	at Air Force*	1	0	0	0	0	0.0	0.0	0	0	0	0
S.30	Northern Illinois	--- Did Not Play ---										
O.7	at UNLV*	1	0	2	2	4	0.0	0.0	0	0	0	0
O.14	Boise State*	1	0	0	0	0	0.0	0.0	0	0	0	0
O.21	Fresno State*	1	0	1	0	1	0.0	0.0	0	0	0	0
O.28	at Hawai'i*	1	0	1	0	1	0.0	0.0	0	0	0	0
N.4	at San José State*	1	0	0	1	1	0.0	0.0	0	0	0	0
N.18	Nevada*	1	0	1	0	1	0.0	0.0	0	0	0	0
N.24	New Mexico*	1	0	0	0	0	0.0	0.0	0	1	0	0
D.23	vs. Army West Point*	1	0	1	1	2	0.0	0.0	0	0	0	0
<b>2017 SEASON TOTALS</b>		<b>12</b>	<b>0</b>	<b>9</b>	<b>4</b>	<b>13</b>	<b>0.0</b>	<b>0.0</b>	<b>0</b>	<b>1</b>	<b>0</b>	<b>0</b>

*Bold indicates season high. \* - Mountain West game. @ - 2016 Mountain West Championship (War Memorial Stadium; Laramie, Wyo.). ^ - 2016 Las Vegas Bowl (Sam Boyd Stadium; Las Vegas, Nev.). + - 2017 Lockheed Martin Armed Forces Bowl (Amon Carter Stadium; Fort Worth, Texas).*

State ... Also received interest from Boise State, Boston College, California, Colorado, Northwestern, Oregon, Washington State and Wyoming ... A criminal justice major.

## SINGLE-GAME BESTS

**Career Highs:** Tackles: 4 at UNLV (10/7/17); Tackles For Loss: 1.0 vs. Hawai'i (11/5/16); Sacks: 1.0 vs. Hawai'i (11/5/16); Pass Breakups: 1 vs. New Mexico (11/24/17).

## Woods' Career Statistics

Season	GP	GS	UA	A	TT	TFL	Sk	Int.	PBU	FF	FR
2016	7	0	1	0	1	1.0	1.0	0	0	0	0
2017	12	0	9	4	13	0.0	0.0	0	1	0	0
<b>Career</b>	<b>19</b>	<b>0</b>	<b>10</b>	<b>4</b>	<b>14</b>	<b>1.0</b>	<b>1.0</b>	<b>0</b>	<b>1</b>	<b>0</b>	<b>0</b>

# 4 → Chad Woolsey



- ◆ Fullback
- ◆ Senior - 1 Letter, 6-1, 225
- ◆ Vista, Calif.
- ◆ Rancho Buena Vista HS/Santa Barbara City College

A walk-on who moved to fullback from running back after the spring season ... Has seen extensive action on special teams throughout his career ... Played in two games in 2016 before a broken leg sidelined him for the season ... Played in 12 of 13 games last year, mainly on special teams ... Is listed second on the depth chart at fullback heading into the season.

## JUNIOR SEASON (2017)

Played in 12 of the team's 13 games, rushing eight times for 41 yards (5.1 avg.) ... Also had two assisted tackles on special teams ... Had his first three career rushing attempts in the opener against UC Davis for 20 yards (6.7 avg.) with a long of 12 yards ... Played statless time on special teams at Arizona State and against No. 19/19 Stanford ... Made two assisted stops on special teams

at Air Force ... Played the next five games on special teams, but did not find the stat-sheet ... Set career highs with five rushes for 21 yards (4.2 avg.), including a long of 13, at San José State ... Did not record a stat in home games vs. Nevada and New Mexico ... Did not play against Army West Point in the Armed Forces Bowl.

## HIGH SCHOOL

Earned three letters at Rancho Buena Vista High School ... Earned first-team Avocado - East League honors ... Rushed for 1,966 yards and 24 touchdowns as a senior ... Also earned three letters in track and field.

## PERSONAL

Chad Austin Woolsey was born Jan. 9, 1996 ... Son of Rick and Heidi Woolsey ... Is majoring in communication.

## SOPHOMORE SEASON (2016)

Played in two games on the season on special teams, recording two tackles (one solo) ... Did not play in the first six games of the season ... Made his debut against San José State, recording a solo tackle on the kickoff unit ... Also had an assisted tackle on the kickoff unit the following week at Utah State, before breaking his leg in the game ... Missed the final six games of the season with the injury.

## SINGLE-GAME BESTS

**Career Highs:** Carries: 5 at San José State (11/4/17); Rushing Yards: 21 at San José State (11/4/17); Long Rush: 13 at San José State (11/4/17); All-Purpose Yards: 21 at San José State (11/4/17); Tackles: 2 at Air Force (9/23/17).

## AT SANTA BARBARA CITY COLLEGE (2015)

Played one season at Santa Barbara City College ... Played in all 10 games, rushing 118 times for 555 yards (4.7 avg.) with six touchdowns ... Also caught 19 passes for 112 yards (11.2 avg.) ... Best game came at West Los Angeles, where he rushed 11 times for 102 yards (9.3 avg.) and two touchdowns, and added two catches for 28 yards (14.0 avg.) ... Also scored two touchdowns against LA Valley two games later.

## Woolsey's Career Statistics

Season	GP	GS	Rushing					Receiving					
			Att.	Yds.	TD	Lg.	Avg.	100+	No.	Yds.	Avg.	TD	Lg.
2016	2	0	0	0	0	0	0.0	0	0	0	0.0	0	0
2017	12	0	8	41	0	13	5.1	0	0	0	0.0	0	0
<b>Career</b>	<b>14</b>	<b>0</b>	<b>8</b>	<b>41</b>	<b>0</b>	<b>13</b>	<b>5.1</b>	<b>0</b>	<b>0</b>	<b>0</b>	<b>0.0</b>	<b>0</b>	<b>0</b>

# Aztec Players

EIGHT STRAIGHT BOWL GAME APPEARANCES ► 21 CONFERENCE CHAMPIONSHIPS



## 51 → Andrew Alves

**LB -- Fr., 6-2, 225 -- San Diego, Calif. (St. Augustine High)**

Local product out of St. Augustine High School in San Diego, the same high school as incoming recruit JR Justice and current Aztec sophomore Tariq Thompson while playing under current SDSU safeties coach Richard Sanchez ... Earned four letters with the Saints, helping them to a 35-15 (.700) record since 2014 ... According to MaxPreps, totaled 265 tackles (179 solo), including 28 tackles for loss, 24.5 sacks, nine pass deflections, two forced fumbles and five fumble recoveries ... Is coming off a 2017 season with 100 tackles (69 solo), 12 tackles for loss, 3.5 sacks and two fumble recoveries ... Also had two career touchdown catches as a fullback ... A three-year all-league selection and two-time all-CIF pick ... A scholar-athlete ... Was a two-year captain for the Saints and a team MVP ... A two-star recruit by both Rivals and 247sports ... Picked the Aztecs over official offers from Army West Point, Navy and Air Force, according to Rivals.

## 2 → Matt Araiza

**K/P -- Fr., 6-2, 185 -- San Diego, Calif. (Rancho Bernardo High)**

Kicked and punted for three years at local Rancho Bernardo High School in San Diego, Calif. ... According to MaxPreps, connected on 37 of his 48 field goal attempts for his career with a long of 53 yards ... Also averaged 41.7 yards per punt (120 punts for 5,001 yards) with a long of 71 yards ... Out of 221 kickoffs, 179 went for touchbacks ... Had a solid senior campaign in 2017, making 12 of his 16 field goal attempts with a long of 53 yards, while punting 39 times for 1,712 yards (43.9 avg.) and finishing with touchbacks on 49 of his 51 kickoffs ... Also played some time as a defensive back ... His 37 field goals were a San Diego Section record, breaking former Aztec Nate Tandberg's 34, set from 1993-95 at the same Rancho Bernardo HS ... Was a MaxPreps Sophomore First-Team All-American and a first-team California Medium Schools pick ... A three-time all-CIF San Diego Section Kicker of the Year and two-time Palomar League Kicker of the Year ... A two-star recruit by 247sports and the 19th-best kicker by the outlet ... Also competed in soccer and track and field at RBHS ... In track and field, set the freshmen 110 hurdles and 300 hurdles school records ... Also received scholarship offers from Massachusetts and Montana, while being recruited by Stanford, Michigan, UCLA and San Diego.

## 3 → Carson Baker

**QB -- Fr., 6-3, 190 -- San Diego, Calif. (Helix High)**

Played three seasons at nearby Helix High School in La Mesa, the same high school as incoming recruit Rashad Scott ... Helped the Highlanders to a 34-7 (.829) record over the three years, including a state championship appearance and 13-2 record in 2017 ... According to MaxPreps, was 368-for-546 (67.3 pct.) for 5,544 yards, throwing for 62 touchdowns against just eight interceptions ... Also ran 129 times for 590 yards and an additional seven scores ... Had a tremendous senior season in 2017, completing 162 of 235 attempts (68.9 pct.) for 33 touchdowns with just three interceptions, while rushing for 316 yards and four touchdowns ... Was a two-time all-CIF pick and a two-time league offensive player of the year ... Was a two-time team captain ... Also played basketball at Helix High School ... Picked the Aztecs over official offers from UC Davis, Columbia, Dartmouth and San Diego, according to Rivals.

## 57 → Keshawn Banks

**DL -- Fr., 6-4, 260 -- Rio Rancho, N.M. (Rio Rancho High)**

Three-year letterwinner at Rio Rancho High School in Rio Rancho, N.M., in the Albuquerque area ... Led the Rams to a 13-0 record and state championship in 2016, and a 9-3 mark in 2017 ... Had 133 tackles over this three years according to MaxPreps, including 37 tackles for loss, 18 sacks, eight pass deflections, three forced fumbles, three fumble recoveries and

an interception ... Registered 55 tackles, 20 TFL, 10 sacks, four pass deflections, a forced fumble and two recoveries as a senior in 2017 ... Played in the North-South all-star game ... Earned all-state, all-metro and all-district accolades, and was named the metro defensive player of the year ... A three-star recruit by 247sports and a two-star recruit from Rivals ... Rated as the third-best recruit in New Mexico by 247sports ... Also lettered for three years with the basketball team and twice on the track and field squad ... Picked the Aztecs over Colorado State, Wyoming, UNLV, New Mexico and New Mexico State.

## 16 → Luq Barcoo

**CB -- Jr., 6-1, 170 -- San Diego, Calif. (Castle Park HS/Grossmont College)**

Played two years at nearby Grossmont College in El Cajon, Calif. ... Played on both sides of the ball ... In 2017, caught 35 passes for 767 yards (21.9 avg.) and seven touchdowns ... Recorded three interceptions in his two seasons with the Griffins ... Was an all-conference selection ... Garnered three letters at Castle Park High School in Chula Vista, Calif. ... Did a little bit of everything with the Trojans, rushing 57 times for 472 yards (8.4 avg.) and six touchdowns over his final two seasons (according to MaxPreps), and catching 71 passes for 1,314 yards (18.5 avg.) and 15 touchdowns ... On defense, totaled 74 tackles (52 solo), four tackles for loss, five interceptions, nine pass breakups and a blocked field goal ... A three-star recruit by Rivals ... Also was recruited by Utah State and Northern Arizona.

## 15 → Cedarius Barfield

**CB -- Fr., 5-11, 175 -- El Paso, Texas (El Dorado High)**

A three-year letterwinner at El Dorado High School in El Paso, Texas ... Played on four district championship teams ... Played a bit of everything at El Dorado HS, including quarterback, wide receiver, cornerback, kick returner, punt returner and punter ... According to MaxPreps, was 369-for-602 (61.3 pct.) over his three seasons at quarterback for 59 touchdowns against just eight interceptions, while rushing for 3,760 yards and 58 touchdowns on 358 attempts (10.5 avg.) ... Threw for 2,220 yards and 23 touchdowns in 2017, and rushed for 1,668 yards and 28 touchdowns on 166 carries (10.0 avg.) ... In 2016, threw for 3,069 yards and 33 touchdowns, and rushed for 1,582 yards and 22 scores on 134 attempts (11.8 avg.) ... Was a second-team all-state selection, a two-time 6A MVP and the *El Paso Times* MVP ... A three-star recruit by both Rivals and 247sports ... Also lettered on the basketball team and track and field team ... Made the all-defensive team in basketball ... Was all-region choir and an all-academic pick in both football and basketball ... Chose San Diego State over offers from New Mexico, Southern Miss, UTEP, Air Force, Navy, Army West Point, New Mexico State and North Dakota.

## 88 → Daniel Bellinger

**TE -- Fr., 6-6, 220 -- Las Vegas, Nev. (Palo Verde High)**

Earned three letters at Palo Verde High School in Las Vegas, Nev. ... Is coming off a successful 2017 season, where he totaled 21 catches for 371 yards (17.7 avg.) and three touchdowns in nine games on offense, according to MaxPreps ... As a linebacker on defense, he finished with 131 tackles, 10 tackles for loss, three sacks, two forced fumbles and a fumble recovery ... His 131 tackles were the most on PVHS and 84 more tackles than No. 2 on the team ... Racked up numerous awards, including a first-team all-league selection on both offense and defense, and an all-city honoree ... Was a two-star recruit at linebacker by Rivals and a two-star tight end by 247sports ... Rated as the 14th-best recruit in Nevada by 247sports ... Also starred in both basketball and track and field at Palo Verde HS, earning second-team all-league honors in basketball and making the regional finals in track and field in the 400 meters and 4x400-meter relay ... Was a scholar-athlete ... Picked SDSU over other offers from California, Navy, UNLV and Weber State.



## 40 → Josh Bornes

**LB -- Fr., 6-0, 200 -- Vista, Calif. (San Marcos High)**

Lettered three years at nearby San Marcos High School in San Marcos, Calif. ... Led the Knights to a 9-3 record in 2017 ... According to MaxPreps, amassed 284 tackles, 25 tackles for loss, 12.5 sacks, one forced fumble and three fumble recoveries ... Also accumulated 1,184 rushing yards on 221 attempts (5.4 avg.) with 19 touchdowns, and 44 catches for 450 yards (10.2 avg.) and five touchdown reception ... In 2017, had 114 tackles and 12 tackles for loss on defense, while rushing for 785 yards and 13 touchdowns on 128 carries (6.1 avg.), and adding 28 receptions for 302 yards (10.8 avg.) and four touchdown catches ... Was a first-team all-CIF selection in 2017, as well as a first-team all-Avocado League pick and the Avocado League Defensive Player of the Year ... Was a two-star recruit by Rivals as a linebacker and a two-star recruit by 247sports as an athlete ... Per Rivals, also received offers from Hawai'i and San Jose State ... Also competed on the track and field team at SMHS ... Older brother, Brandon, rushed for 1,553 yards and 13 touchdowns at SDSU from 2004-07.

## 15 → Jordan Byrd

**RB -- Fr., 5-9, 175 -- Albuquerque, N.M. (Manzano High)**

Was a three-year letterwinner at Manzano High School in Albuquerque, N.M. ... Led the Monarchs to a state championship in 2017 and a perfect 13-0 record ... Manzano High School improved its record each of Byrd's three years, going from 7-5 in 2015, to 10-3 in 2016 to 13-0 in 2017 ... Played quarterback, running back and wide receiver at MHS, and also returned kicks and punts ... Over his three years (according to MaxPreps), was 112-for-177 (63.3 pct.) for 1,522 yards and 16 touchdowns against four interceptions, while rushing 344 times for 2,750 yards (8.0 avg.) and 37 touchdowns, and adding 41 catches for 669 yards (16.3 avg.) and four touchdowns ... Best season statistically was 2017, where he was 72-for-107 (67.4 pct.) for 1,011 yards and 10 touchdowns in the air, 1,235 yards and 21 touchdowns on the ground on 158 carries (7.8 avg.), and adding 25 catches for 381 yards (15.2 avg.) and three touchdowns ... Earned all-state and all-metro honors, and was the league MVP ... Was a three-time team MVP ... As an athlete, earned three stars from 247sports and two stars from Rivals ... Rated as the top recruit in New Mexico by 247sports ... Also competed on the track and field team ... According to Rivals, also had scholarship offers from TCU, Arizona, Utah, Texas Tech, Utah State and New Mexico.

## 73 → William Dunkle

**OL -- Fr., 6-5, 355 -- Chula Vista, Calif. (Eastlake High)**

A three-year letterwinner and two-time captain at nearby Eastlake High School in Chula Vista, Calif. ... Led the Titans to a 10-3 record in 2017 after finishing just 2-9 the previous year ... Team was the runner-up at CIFs in 2017 ... Was a three-time all-league selection and all-CIF ... Also was a three-star offensive lineman ... Was a three-star recruit by 247sports and a two-star recruit by Rivals ... According to Rivals, also received scholarship offers from UCF, Fresno State, Colorado State, Utah State, Illinois, UNLV, UTEP and South Dakota ... Nephew of Freddie Dunkle, who played at San Diego State from 2004-07.

## 46 → Denaylan Fuimaono

**S -- Fr., 6-0, 190 -- Long Beach, Calif. (Carson High)**

Lettered one year at Carson High School in Carson, Calif., after playing previously at Cabrillo High School in Long Beach, Calif. ... Led Carson HS to an appearance in the semifinals ... In just five games at Carson HS, (according to MaxPreps), rushed for 193 yards and four touchdowns on 18 carries (10.7 avg.) and had two interceptions on defense ... At Cabrillo HS, best year was his junior season in 2016 when he was 104-for-201 (51.7 pct.) for 1,139 yards and 11 touchdowns (according to MaxPreps), while rushing for 999 yards and 16 touchdowns on 90 carries (11.1 avg.) on offense and 41 tackles and two interceptions on defense ... Was a three-star recruit at safety by 247sports and a two-star recruit by Rivals ... Was a

honor roll student ... Also played rugby and volleyball ... According to Rivals, picked the Aztecs over offers from Washington State, Army West Point, Navy, Utah State, Air Force, Nevada, New Mexico, Hawai'i, San José State and UC Davis.

## 93 → JR Justice

**WR -- Fr., 6-3, 200 -- San Diego, Calif. (St. Augustine High)**

Joins linebacker Andrew Alves as a signee from St. Augustine High School in San Diego, the same high school as current Aztec sophomore Tariq Thompson ... Helped the Saints post a 35-15 record (.700) during his prep career ... Saw time as a wide receiver and quarterback on offense, at cornerback on defense, and at punter, punt returner and occasionally kick returner on special teams ... According to MaxPreps, totaled 82 catches for 1,419 yards (17.3 avg.) and 18 touchdowns and 20 carries for 133 yards (6.7 avg.), while completing 11 of 20 attempts for 215 yards and three touchdowns ... Played in six games in 2017 with 28 catches for 398 yards (14.2 avg.) and six touchdowns, a year after making 46 catches for 932 yards (20.3 avg.) and 12 scores as a junior in 2016 ... Averaged 35.0 yards per punt over his career with a long of 61 yards ... A consensus three-star recruit - at athlete by Rivals and 247sports, and a wide receiver by ESPN ... Rated as the 53rd-best athlete by 247sports ... According to Rivals, picked San Diego State over offers from USC, Louisville, Tennessee, Virginia Tech, Boise State, Fresno State, Arizona, Boston College, Colorado State, Utah State, Indiana, Illinois, Nevada, Hawai'i, Brown, Dartmouth, Harvard, Princeton and Yale ... Is the son of three-time Major League Baseball all-star David Justice.

## 96 → Elijah Kothe

**WR -- Fr., 6-4, 185 -- Las Vegas, Nev. (Faith Lutheran High)**

Earned four letters at Faith Lutheran High School in Las Vegas, Nev. ... According to MaxPreps, registered 115 catches over the last three seasons for 1,806 yards (15.7 avg.) and 19 touchdowns ... Best year statistically was his junior campaign in 2016 when he had 55 catches for 1,053 yards (19.1 avg.) and 10 touchdowns ... Was a two-time all-state selection and a three-time all-league performer ... A two-star recruit by both Rivals and 247sports ... Rated as the 13th-best recruit in Nevada by 247sports ... Also a four-year letterwinner in basketball, twice earning all-league accolades ... A scholar-athlete who was a three-time academic all-state selection, posting a 4.0 GPA ... According to Rivals, picked the Aztecs over scholarship offers from Colorado, Fresno State, Navy, Air Force, UNLV, Hawai'i, Montana State, Northern Iowa, Cornell and Princeton.

## 52 → Jalil Lecky

**DL -- Jr., 6-5, 215 -- Antioch, Calif. (Heritage HS/College of San Mateo)**

Played two years at College of San Mateo ... Led the Bulldogs to an 18-5 (.783) record over the two seasons, including an 11-2 mark in 2017 and spot in the California JuCo championship game ... Team was the Bay 6 league champs and captured the NorCal title ... In 2017, had 21 tackles (11 solo), three sacks, six tackles for loss, a forced fumble and a pass breakup ... Prior to CSM, earned two letters at Heritage High School in Brentwood, Calif. ... Also played basketball for the Patriots ... According to 247sports, also received offers from Arizona State, Arkansas State and Hawai'i.

## 89 → Nic McTear

**TE -- Fr., 6-5, 220 -- Frisco, Texas (Heritage High)**

Played three years at Heritage High School in Frisco, Texas ... Was a first-team all-district selection as a junior in 2016 ... A consensus three-star recruit by ESPN, Rivals and 247sports ... Ranked as the 15th-best tight end in the 2018 class by ESPN and 22nd by 247sports ... Earned a scout grade of 78 by ESPN ... According to Rivals, picked the Aztecs over offers

# Aztec Newcomers



EIGHT STRAIGHT BOWL GAME APPEARANCES ► 21 CONFERENCE CHAMPIONSHIPS

from Auburn, Miami, LSU, Oklahoma State, Mississippi State, Colorado, Baylor, Houston, Toledo, Iowa State, Colorado State, North Texas, Tulsa and Louisiana-Monroe.

247sports ... According to Rivals, chose the Aztecs over other offers from Fresno State, Brigham Young, Wyoming, Utah State, UNLV, Hawai'i and San José State.

## 24 → Allan Mwata

**S -- Fr., 6-0, 180 -- Las Vegas, Nev. (Liberty High)**

A three-year letterwinner at Liberty High School in Las Vegas, Nev., the same school current redshirt freshman wide receiver Ethan Dedeaux attended ... Led the Patriots to a 34-6 (.850) record over the three seasons, including back-to-back league titles in 2015 and 2016 ... Registered 110 tackles over the last three years (according to MaxPreps), with 11 interceptions for 247 yards and two touchdowns, and 21 pass deflections ... Was a two-time all-league selection and an all-state pick ... Named the team's defensive MVP ... A two-star recruit by both Rivals and 247sports ... Ranked as the 18th-best recruit in the state of Nevada by 247sports ... Picked San Diego State over other offers from Florida Atlantic, Brigham Young, UNLV and Northern Arizona.

## 92 → Kobe Smith

**WR -- Fr., 6-2, 175 -- Compton, Calif. (Junipero Serra High)**

Played four seasons of varsity at Junipero Serra High School in Gardena, Calif. ... According to MaxPreps, finished with 119 receptions over the last three years for 1,914 yards (16.1 avg.) and 17 touchdowns ... Over his final two seasons totaled 107 catches for 1,689 yards (15.8 avg.) and 13 touchdowns ... Earned all-league honors each of his final three years ... A consensus three-star recruit by Rivals, 247sports and ESPN ... Received an ESPN scout grade of 78 ... According to Rivals, picked the Aztecs over other offers from USC, Notre Dame, Oregon, Washington State, Nebraska, Arizona, Fresno State, Oregon State, Rutgers, Illinois and San Jose State.

## 63 → Daniel Okpoko

**DL -- Fr., 6-5, 235 -- Saskatoon, Saskatchewan, Canada (St. Joseph's HS)**

Played at St. Joseph's High School in Saskatoon, Saskatchewan, Canada ... Joins current redshirt freshmen Ladji Bagayoko (Saint-Laurent, Quebec) and Delon Jemmott Toronto, Ontario) as Aztec players from Canada ... A member of the Football Canada U18 National team ... Had 8.5 sacks during the 2016 season at St. Joseph's HS ... Was originally considering signing with North Dakota ... Also competed on the track and field team at St. Joseph's HS.

## 65 → Cameron Thomas

**DL -- Fr., 6-5, 235 -- Carlsbad, Calif. (Carlsbad High)**

Played three years at local Carlsbad High School in Carlsbad, Calif. ... Older brother, Zachary, is the projected starting right tackle this year ... According to MaxPreps, recorded 88 tackles the final two years to go along with five tackles for loss, 9.5 sacks, a pass deflection and a fumble recovery ... On offense as a tight end had 22 receptions for 294 yards (13.4 avg.) and four touchdowns ... A three-star recruit by 247sports and a two-star recruit by Rivals ... Also received offers from Oregon State, Wyoming and Navy.

## 53 → Joah Robinett

**DL -- So., 6-8, 260 -- San Diego, Calif. (San Marcos HS/Oregon State)**

Started two games for Oregon State in 2016 as a true freshman ... Recorded five tackles in his debut against California, before suffering a season-ending shoulder injury in his second game vs. Utah ... Prior to signing with OSU out of high school in 2016, played at nearby San Marcos High School in San Marcos, Calif. ... Led the Knights to the state playoffs as a senior ... Had 92 tackles, 8.5 sacks, four forced fumbles and two blocked field goals over his career ... Was a second-team all-CIF honoree as a junior and a two-time all-league selection ... Played in the Blue-Grey All-America Bowl ... Also played basketball at SMHS ... Was a two-time all-academic selection ... Was a three-star recruit out of SMHS by Rivals, Scout and 247sports ... Picked OSU over San Diego State, Arizona and Nevada out of high school.

## 24 → Zidane Thomas

**RB -- Fr., 5-11, 210 -- Peoria, Ariz. (Centennial High)**

Earned three letters at Centennial High School in Peoria, Ariz. ... Led the Coyotes to a 38-5 (.884) record over the three years ... Racked up incredible numbers (according to MaxPreps) over his final two years, rushing 377 times for 4,011 yards (10.6 avg.) with 44 touchdowns ... Ran for 2,123 yards and 26 touchdowns in 2017 and 1,888 yards and 18 touchdowns in 2016 ... A three-star recruit by both Rivals and 247sports ... Ranked as the 14th-best recruit in the state of Arizona by 247sports ... Picked the Aztecs over other offers from Louisville, Utah, Iowa State, Boise State, New Mexico, Massachusetts and Northern Arizona.

### SINGLE-GAME BESTS

Career Highs: Tackles: 5 vs. California (10/8/16).

### Robinett's Career Statistics <sup>\*at Oregon State</sup>

Season	GP	GS	UA	A	TT	TFL	Sk	Int.	PBU	FF	FR
*2016	2	2	4	1	5	0.0	0.0	0	0	0	0
Career	2	2	4	1	5	0.0	0.0	0	0	0	0

## 72 → Alama Uluave

**OL -- Fr., 6-2, 315 -- Laie, Hawaii (Punahou High)**

Was a three-year letterwinner at Punahou High School in Honolulu, Hawaii, the same school as Aztec linebacker brothers Ronley Lakalaka and Seyddrick Lakalaka ... Was first-team ILH and played in the Nike Final 5 ... Was a three-star recruit by both Rivals and 247sports ... Ranked as the seventh-best recruit in Hawaii by 247sports and the 23rd-best center by the outlet ... Also played basketball and baseball, and competed on the track and field team ... Was a state champion in the shot put and the discus throw for the Buffs' track and field team won a state championship ... According to Rivals, also received offers from Washington State, Boise State, Fresno State, Army West Point, Texas Tech, Colorado State, Syracuse, Air Force, UNLV, Hawai'i and Yale.

## 20 → Rashad Scott

**S -- Fr., 6-2, 180 -- San Diego, Calif. (Helix High)**

Lettered three years at nearby Helix High School in La Mesa, Calif. ... Helped the Highlanders to a 34-7 (.829) record over the three years, including a state championship appearance and 13-2 record in 2017 ... Had eight interceptions and 11 pass deflections in 2017 on defense ... A three-star recruit as an athlete by Rivals and a three-star recruit at wide receiver by

# Season In Review



EIGHT STRAIGHT BOWL GAME APPEARANCES ► 21 CONFERENCE CHAMPIONSHIPS



*Rashaad Penny rushed for a school-record 2,248 yards in 2017 en route to being named a semifinalist for the Doak Walker Award and a fifth-place finisher in the voting for the Heisman Trophy.*

## Inside:

Season Review	102
Results and Statistics	103
MW Statistics	108
Game Recaps	110

# 2017 Season Recap



EIGHT STRAIGHT BOWL GAME APPEARANCES ► 21 CONFERENCE CHAMPIONSHIPS

## Built to Last

Coming off one of its best seasons in program history in 2016, when the Aztecs went 11-3, captured their second straight Mountain West title, rolled Group of 5 darling Houston, 34-10, in the Las Vegas Bowl and finished 25th in the final Associated Press Top 25 Poll, the 2017 SDSU team went into the season with little pressure.

Gone were 12 starters. Gone were the NCAA's all-time leading rusher and back-to-back Mountain West Offensive Player of the Year Donnell Pumphrey and back-to-back MW Defensive Player of the Year and ballhawk Damontae Kazee. Gone were three-time all-MW linebacker Calvin Munson, two-time first-team selections Nico Siragusa (offensive line) and Alex Barrett (defensive line). Gone were four starters on the offensive line from a team that set school records in rushing yards (3,680), rushing touchdowns (34) and yards per carry (5.8). Gone was a team that finished in the top 25 for the second time in school history and first time since 1978.

The 2017 squad responded by putting together another remarkable season, planting San Diego State on the national map. Not just a one-or-two-hit wonder, but a program that was built to last.

## Another Top 25 Effort

San Diego State won its first six games of the season, including an impressive 30-20 road win at Arizona State and a 20-17 victory over No. 19/19 Stanford. After the win over Stanford, the Aztecs debuted at No. 22 in the AP Poll and moved to No. 19 the following week. SDSU stayed at No. 19 for three straight weeks before being upset by Boise State on Oct. 8.

## Beating the Power 5/ Pac-12/Ranked

San Diego State knocked off Arizona State and No. 19/19 Stanford in consecutive weeks, marking the first time it beat two Power 5 schools in the same season since 1981.

The Aztecs have now won three straight games against Pac-12 teams and are 4-4 in their last eight against the league. SDSU has won three consecutive games vs. the Pac-12 for the first time since defeating Oregon State (1972), winning at Oregon State (1975) and beating Arizona (1979) in the 1970s.

The win against ASU snapped a 28-game road losing streak for San Diego State at Pac-12 schools and a 23-game road losing streak to Power 5 schools.

The victory against the Cardinal, meanwhile, marked the Aztecs' first nationally ranked non-conference win since beating No. 12 Iowa State on Oct. 19, 1981.

## Double Digits

SDSU finished with 10 wins, marking its third consecutive double-digit win campaign, a first in program history. Additionally, San Diego State is one of seven schools in the nation to win at least 10 games each of the last three seasons, joining Alabama, Clemson, Ohio State, Oklahoma, Oklahoma State and Wisconsin.

Since 2015, the Aztecs rank sixth in both victories (32) and winning percentage (.780, 32-9).

## Let's Go Bowling

The Aztecs made their eighth straight bowl game, falling late to Army West Point, 42-35, in the Armed Forces Bowl. SDSU is one of 17 teams nationally to play in a bowl game each of the last eight seasons (2010-17) and one of just two from the Group of 5 (also Boise State). San Diego State and Stanford, a team it beat, 20-17, last year, are the only football teams in California - FBS or NFL - to advance to the postseason in each of the past eight seasons.

## Penny Becomes The Guy

Getting his first chance as the starting running back, Rashaad Penny took full advantage of the opportunity. Penny started out the season with six straight 100-yard rushing games and ended it with five consecutive 200-yard games, tying an NCAA FBS record with USC's Marcus Allen (1981), Oklahoma State's Barry Sanders (1988) and North Texas' Jamario Thomas (2014).

Penny ended up leading the FBS in rushing yards (2,248), rushing yards per game (172.9), all-purpose yards (2,974) and all-purpose yards per game (228.8), and was second in rushing touchdowns (23), total touchdowns (28), points (168), points per game (12.9) and rushing yards per carry (7.78, min. 175 att.).

For his efforts, Penny finished fifth in the Heisman Trophy voting, and was a Walter Camp Player-of-the-Year finalist, Maxwell Award semifinalist (college player of the year) and Doak Walker Award semifinalist (nation's premier running back), while becoming SDSU's first consensus first-team All-American since Kyle Turley in 1997 and just the

fourth overall (also Marshall Faulk in 1992 and 1993).

Penny finished fifth in NCAA FBS single-season history in both rushing yards (2,248) and all-purpose yards (2,974), while adding program records in rushing yards per game (172.9), all-purpose yards per game (228.8), 200-yard rushing games (6), overall touchdowns (28), 100-yard rushing games (11, tied) and rushing touchdowns (23, tied).

SDSU became the first team in NCAA FBS history with back-to-back 2,000 rushing yard seasons by different players (Donnell Pumphrey in 2016, Penny in 2017) and just the second with a pair of 2,000-yard rushers (also Texas).

San Diego State (Pumphrey in 2016, Penny in 2017) also joined Oklahoma and Stanford as the only schools with two different Heisman top-10 individual finishes over the past two years.

## 2017 Individual Honors

### ■ Parker Baldwin

All-Mountain West Honorable Mention - Coaches & Media

### ■ John Baron II

Lou Groza Collegiate Place-Kicker Award Watch List

### ■ Christian Chapman

Johnny Unitas Golden Arm Candidate

### ■ Noble Hall

Mountain West Defensive Player of the Week (Sept. 11)

### ■ Mikah Holder

All-Mountain West Honorable Mention - Coaches & Media

### ■ Keith Ismael

All-Mountain West Second Team - Mountain West Coaches & Media

### ■ Kameron Kelly

All-Mountain West First Team - Coaches & Media

FWAA/Bronko Nagurski National Defensive Player of the Week (Sept. 19)

Mountain West Defensive Player of the Week (Sept. 18)

### ■ Ronley Lakalaka

Polynesian College Football Player of the Year Watch List

All-Mountain West Second Team - Coaches & Media

### ■ Rashaad Penny

Fifth-Place Finish in Heisman Trophy Voting

Walter Camp Player of the Year Finalist

Maxwell Award Semifinalist (Collegiate Player of the Year)

Doak Walker Award Semifinalist (Nation's Premier Running Back)

FBS Consensus All-American (running back)

Associated Press First-Team All-American (running back)

FWAA First-Team All-American (running back)

*The Sporting News* First-Team All-American (running back)

ESPN First-Team All-American (running back)

*Sports Illustrated* First-Team All-American (running back)

*USA Today* First-Team All-American (running back)

Walter Camp Second-Team All-American (running back)

Mountain West Offensive Player of the Year

Mountain West Special Teams Player of the Year

All-Mountain West First Team (running back) - Coaches & Media

All-Mountain West First Team (returner) - Coaches & Media

Hornung Award Watch List (Most Versatile Player)

Two-Time Walter Camp FBS National Offensive Player of the Week (Sept. 10 & Nov. 19)

Five-Time Mountain West Offensive Player of the Week (Sept. 4, Sept. 11, Sept. 18, Sept. 25 & Nov. 6)

Two-Time Mountain West Special Teams Player of the Week (Sept. 11 & Nov. 20)

### ■ Tyler Roemer

*USA Today* Freshman First-Team All-American

All-Mountain West Second Team - Coaches & Media

### ■ Tariq Thompson

*USA Today* Freshman First-Team All-American

FWAA Freshman All-American

All-Mountain West Second Team - Coaches & Media

Mountain West Defensive Player of the Week (Nov. 27)

### ■ Juwan Washington

Earl Campbell Tyler Rose Award Watch List

Mountain West Special Teams Player of the Week (Oct. 2)

### ■ David Wells

John Mackey Award Watch List (Most Outstanding Collegiate Tight End)

Wuerffel Trophy Watch List (Community Service)

All-Mountain West Second Team - Coaches & Media



# 2017 Season Results and Statistics



EIGHT STRAIGHT BOWL GAME APPEARANCES ► 21 CONFERENCE CHAMPIONSHIPS

REVIEW ► 2017 RESULTS AND STATISTICS

AZTEC FOOTBALL MEDIA GUIDE

**SAN DIEGO STATE OVERALL RECORD:** 10-3  
**HOME:** 5-2; **AWAY:** 5-0; **NEUTRAL:** 0-1  
**MOUNTAIN WEST:** 6-2

Date	Opponent	Result	Score	Att.	Opp. Rk
S.2	UC Davis	W	38-17	46,132	
S.9	at Arizona State	W	30-20	54,336	
S.16	Stanford	W	20-17	43,040	19/19
S.23	*at Air Force	W	28-24	27,575	
S.30	Northern Illinois	W	34-28	35,717	
O.7	*at UNLV	W	41-10	19,770	
O.14	*Boise State	L	14-31	49,053	
O.21	*Fresno State (HC)	L	3-27	43,243	
O.28	*at Hawaii	W	28-7	23,018	
N.4	*at San José State	W	52-7	17,629	
N.18	*Nevada	W	42-23	29,265	
N.24	*New Mexico	W	35-10	28,979	
D.23	+Army West Point	L	35-42	35,986	

\* - Mountain West game; HC - Homecoming game; + - Lockheed Martin Armed Forces Bowl; Ranking refers to AP/USA Today Poll at game time.

TEAM STATISTICS	SDSU	OPP
<b>SCORING</b>	<b>400</b>	<b>263</b>
Points Per Game	30.8	20.2
Points Off Turnovers	62	30
<b>FIRST DOWNS</b>	<b>255</b>	<b>199</b>
Rushing	140	98
Passing	92	85
Penalty	23	16
<b>RUSHING YARDAGE</b>	<b>3,282</b>	<b>1,765</b>
Yards gained rushing	3,627	2,065
Yards lost rushing	345	300
Rushing Attempts	575	471
Average Per Rush	5.7	3.7
Average Per Game	252.5	135.8
TDs Rushing	33	17
<b>PASSING YARDAGE</b>	<b>1,920</b>	<b>2,323</b>
Comp-Att-Int	150-252-4	191-333-14
Average Per Pass	7.6	7.0
Average Per Catch	12.8	12.2
Average Per Game	147.7	178.7
TDs Passing	13	14
<b>TOTAL OFFENSE</b>	<b>5,202</b>	<b>4,088</b>
Total Plays	827	804
Average Per Play	6.3	5.1
Average Per Game	400.2	314.5
<b>KICK RETURNS: #-Yards</b>	<b>34-879</b>	<b>44-917</b>
<b>PUNT RETURNS: #-Yards</b>	<b>25-264</b>	<b>16-162</b>
<b>INT RETURNS: #-Yards</b>	<b>14-196</b>	<b>4-69</b>
<b>KICK RETURN AVERAGE</b>	<b>25.9</b>	<b>20.8</b>
<b>PUNT RETURN AVERAGE</b>	<b>10.6</b>	<b>10.1</b>
<b>INT RETURN AVERAGE</b>	<b>14.0</b>	<b>17.2</b>
<b>FUMBLES-LOST</b>	<b>13-9</b>	<b>16-6</b>
<b>PENALTIES-Yards</b>	<b>85-758</b>	<b>61-545</b>
Average Per Game	58.3	41.9
<b>PUNTS-Yards</b>	<b>60-2,258</b>	<b>72-3,016</b>
Average Per Punt	37.6	41.9
Net punt average	33.9	37.1
<b>KICKOFFS-Yards</b>	<b>77-4,843</b>	<b>55-3,190</b>
Average Per Kick	62.9	58.0
Net kick average	40.3	34.3
<b>TIME OF POSSESSION/Game</b>	<b>31:55</b>	<b>28:05</b>
<b>3RD-DOWN Conversions</b>	<b>74/165</b>	<b>69/177</b>
3rd-Down Pct	45%	39%
<b>4TH-DOWN Conversions</b>	<b>4/9</b>	<b>4/18</b>
4th-Down Pct	44%	22%
<b>SACKS BY-Yards</b>	<b>23-166</b>	<b>31-198</b>
<b>MISC YARDS</b>	<b>0</b>	<b>0</b>
<b>TOUCHDOWNS SCORED</b>	<b>52</b>	<b>34</b>
<b>FIELD GOALS-ATTEMPTS</b>	<b>12-15</b>	<b>9-11</b>
<b>ON-SIDE KICKS</b>	<b>0-0</b>	<b>0-0</b>
<b>RED-ZONE SCORES</b>	<b>(36-43) 84%</b>	<b>(25-33) 76%</b>
<b>RED-ZONE TOUCHDOWNS</b>	<b>(27-43) 63%</b>	<b>(19-33) 58%</b>
<b>PAT-ATTEMPTS</b>	<b>(52-52) 100%</b>	<b>(28-28) 100%</b>
<b>ATTENDANCE</b>	<b>275,428</b>	<b>142,328</b>
Games/Avg Per Game	7/39,347	5/28,466
Neutral Site Games		1/35,986

SCORE BY QUARTER	1st	2nd	3rd	4th	OT	Total
San Diego State	90	130	87	93	-	400
Opponents	71	69	44	79	-	263

## RUSHING

Player	G	Att.	Gain	Loss	Net	Avg.	TD	Long	YPG	100+	Hi Gm
PENNY, Rashaad	13	289	2295	47	2248	7.8	23	95	172.9	11	253
WASHINGTON, J.	13	127	792	33	759	6.0	7	60	58.4	1	134
JASMIN, Chase	13	33	143	6	137	4.2	2	20	10.5	0	82
WORMHOUDT, Tyler	4	13	60	4	56	4.3	0	13	14.0	0	45
AGNEW, Ryan	7	10	62	10	52	5.2	0	24	7.4	0	39
WOOLSEY, Chad	12	8	43	2	41	5.1	0	13	3.4	0	21
HOLDER, Mikah	13	3	30	0	30	10.0	0	23	2.3	0	23
TREVILLION, Fred	13	3	14	3	11	3.7	0	10	0.8	0	10
TEAM	9	17	0	21	-21	-1.2	0	0	-2.3	0	0
CHAPMAN, Christian	13	72	188	219	-31	-0.4	1	17	-2.4	0	26
<b>SDSU TOTALS</b>	<b>13</b>	<b>575</b>	<b>3,627</b>	<b>345</b>	<b>3,282</b>	<b>5.7</b>	<b>33</b>	<b>95</b>	<b>252.5</b>	<b>12</b>	<b>253</b>
<b>OPPONENTS</b>	<b>13</b>	<b>471</b>	<b>2,065</b>	<b>300</b>	<b>1,765</b>	<b>3.7</b>	<b>17</b>	<b>53</b>	<b>135.8</b>	<b>5</b>	<b>184</b>

## PASSING

Player	G	Effic.	Cmp.	Att.	Int.	Pct.	Yds.	TD	Long	YPG
CHAPMAN, Christian	13	139.19	146	243	4	60.1	1,873	13	89	144.1
AGNEW, Ryan	7	113.54	4	7	0	57.1	47	0	17	6.7
TEAM	9	0.00	0	2	0	0.0	0	0	0	0.0
<b>SDSU TOTALS</b>	<b>13</b>	<b>137.37</b>	<b>150</b>	<b>252</b>	<b>4</b>	<b>59.5</b>	<b>1,920</b>	<b>13</b>	<b>89</b>	<b>147.7</b>
<b>OPPONENTS</b>	<b>13</b>	<b>121.42</b>	<b>191</b>	<b>333</b>	<b>14</b>	<b>57.4</b>	<b>2,323</b>	<b>14</b>	<b>82</b>	<b>178.7</b>

## RECEIVING

Player	G	No.	Yds.	Avg.	TD	Long	YPG	100+	Hi Re.	Hi Yd.
HOLDER, Mikah	13	43	602	14.0	2	31	46.3	1	9	144
PENNY, Rashaad	13	19	135	7.1	2	33	10.4	0	5	38
WARRING, Kahale	13	18	248	13.8	3	42	19.1	0	5	74
BAWDEN, Nick	12	15	103	6.9	1	24	8.6	0	2	13
TREVILLION, Fred	13	12	327	27.2	2	89	25.2	1	3	128
TRUXTON, Quest	13	12	120	10.0	0	16	9.2	0	2	28
WELLS, David	12	9	133	14.8	2	30	11.1	0	3	30
WILSON, Tim	12	6	89	14.8	0	31	7.4	0	1	31
HOUSTON, Parker	13	6	56	9.3	0	23	4.3	0	2	23
WASHINGTON, Juwan	13	3	39	13.0	0	19	3.0	0	2	20
MACKLIN, Isiah	12	3	34	11.3	0	17	2.8	0	2	17
RICHARDSON, Darryl	11	1	21	21.0	1	21	1.9	0	1	21
ANDREWS, Collin	7	1	11	11.0	0	11	1.6	0	1	11
LESSARD, Isaac	7	1	7	7.0	0	7	1.0	0	1	7
COLLINS, Chaz	2	1	3	3.0	0	3	1.5	0	1	3
CHAPMAN, Christian	13	0	-8	0.0	0	0	-0.6	0	1	-8
<b>SDSU TOTALS</b>	<b>13</b>	<b>150</b>	<b>1,920</b>	<b>12.8</b>	<b>13</b>	<b>89</b>	<b>147.7</b>	<b>2</b>	<b>9</b>	<b>144</b>
<b>OPPONENTS</b>	<b>13</b>	<b>191</b>	<b>2,323</b>	<b>12.2</b>	<b>14</b>	<b>82</b>	<b>178.7</b>	<b>6</b>	<b>12</b>	<b>214</b>

## SCORING

Player	TD	----- PATs -----							Points
		FGs	Kick	Rush	Rcv.	Pass	DXP	Safety	
PENNY, Rashaad	28	0-0	0-0	0-0	0	0-0	0	0	168
BARON, John	0	12-15	52-52	0-0	0	0-0	0	0	88
WASHINGTON, Juwan	9	0-0	0-0	0-0	0	0-0	0	0	54
WARRING, Kahale	3	0-0	0-0	0-0	0	0-0	0	0	18
TREVILLION, Fred	2	0-0	0-0	0-0	0	0-0	0	0	12
HOLDER, Mikah	2	0-0	0-0	0-0	0	0-0	0	0	12
JASMIN, Chase	2	0-0	0-0	0-0	0	0-0	0	0	12
WELLS, David	2	0-0	0-0	0-0	0	0-0	0	0	12
CHAPMAN, Christian	1	0-0	0-0	0-0	0	0-0	0	0	6
RICHARDSON, Darryl	1	0-0	0-0	0-0	0	0-0	0	0	6
BAWDEN, Nick	1	0-0	0-0	0-0	0	0-0	0	0	6
THOMPSON, Tariq	1	0-0	0-0	0-0	0	0-0	0	0	6
<b>SDSU TOTALS</b>	<b>52</b>	<b>12-15</b>	<b>52-52</b>	<b>0-0</b>	<b>0</b>	<b>0-0</b>	<b>0</b>	<b>0</b>	<b>400</b>
<b>OPPONENTS</b>	<b>34</b>	<b>9-11</b>	<b>28-28</b>	<b>1-1</b>	<b>1</b>	<b>1-4</b>	<b>0</b>	<b>0</b>	<b>263</b>

# 2017 Season Statistics



EIGHT STRAIGHT BOWL GAME APPEARANCES ► 21 CONFERENCE CHAMPIONSHIPS

2017 STATISTICS ◀ REVIEW

PUNT RETURNS					
Player	No.	Yards	Avg.	TD	Long
TRUXTON, Quest	23	194	8.4	0	37
PENNY, Rashaad	2	70	35.0	1	70
<b>SDSU TOTALS</b>	<b>25</b>	<b>264</b>	<b>10.6</b>	<b>1</b>	<b>70</b>
<b>OPPONENTS</b>	<b>16</b>	<b>162</b>	<b>10.1</b>	<b>1</b>	<b>53</b>

KICKOFF RETURNS					
Player	No.	Yards	Avg.	TD	Long
PENNY, Rashaad	17	521	30.6	2	100
WASHINGTON, Juwan	14	333	23.8	2	96
HOUSTON, Parker	2	11	5.5	0	11
KELLY, Kameron	1	14	14.0	0	14
<b>SDSU TOTALS</b>	<b>34</b>	<b>879</b>	<b>25.9</b>	<b>4</b>	<b>100</b>
<b>OPPONENTS</b>	<b>44</b>	<b>917</b>	<b>20.8</b>	<b>0</b>	<b>43</b>

INTERCEPTION RETURNS					
Player	No.	Yards	Avg.	TD	Long
THOMPSON, Tariq	5	83	16.6	1	83
KELLY, Kameron	3	44	14.7	0	44
LOMAX, Trey	2	26	13.0	0	26
SMITH, Ron	2	27	13.5	0	22
LUKE, Anthony	1	21	21.0	0	21
BALDWIN, Parker	1	-5	-5.0	0	0
<b>SDSU TOTALS</b>	<b>14</b>	<b>196</b>	<b>14.0</b>	<b>1</b>	<b>83</b>
<b>OPPONENTS</b>	<b>4</b>	<b>69</b>	<b>17.2</b>	<b>0</b>	<b>29</b>

FUMBLE RETURNS					
Player	No.	Yards	Avg.	TD	Long
<b>SDSU TOTALS</b>	<b>0</b>	<b>0</b>	<b>0.0</b>	<b>0</b>	<b>0</b>
<b>OPPONENTS</b>	<b>4</b>	<b>86</b>	<b>21.5</b>	<b>2</b>	<b>34</b>



In 2017, Tariq Thompson tied the Mountain West lead with five interceptions, earning him a spot on the USA Today and FWAA Freshman All-America teams.

## TOTAL OFFENSE

Player	G	Plays	Rush	Pass	Total	YPG
PENNY, Rashaad	13	289	2,248	0	2,248	172.9
CHAPMAN, Christian	13	315	-31	1,873	1,842	141.7
WASHINGTON, Juwan	13	127	759	0	759	58.4
JASMIN, Chase	13	33	137	0	137	10.5
AGNEW, Ryan	7	17	52	47	99	14.1
WORMHOUDT, Tyler	4	13	56	0	56	14.0
WOOLSEY, Chad	12	8	41	0	41	3.4
HOLDER, Mikah	13	3	30	0	30	2.3
TREVILLION, Fred	13	3	11	0	11	0.8
TEAM	9	19	-21	0	-21	-2.3
<b>SDSU TOTALS</b>	<b>13</b>	<b>827</b>	<b>3,282</b>	<b>1,920</b>	<b>5,202</b>	<b>400.2</b>
<b>OPPONENTS</b>	<b>13</b>	<b>804</b>	<b>1,765</b>	<b>2,323</b>	<b>4,088</b>	<b>314.5</b>

## ALL-PURPOSE YARDAGE

Player	G	Rush	Rec.	PR	KOR	IR	Total	YPG
PENNY, Rashaad	13	2,248	135	70	521	0	2,974	228.8
WASHINGTON, Juwan	13	759	39	0	333	0	1,131	87.0
HOLDER, Mikah	13	30	602	0	0	0	632	48.6
TREVILLION, Fred	13	11	327	0	0	0	338	26.0
TRUXTON, Quest	13	0	120	194	0	0	314	24.2
WARRING, Kahale	13	0	248	0	0	0	248	19.1
JASMIN, Chase	13	137	0	0	0	0	137	10.5
WELLS, David	12	0	133	0	0	0	133	11.1
BAWDEN, Nick	12	0	103	0	0	0	103	8.6
WILSON, Tim	12	0	89	0	0	0	89	7.4
THOMPSON, Tariq	13	0	0	0	0	83	83	6.4
HOUSTON, Parker	13	0	56	0	11	0	67	5.2
KELLY, Kameron	13	0	0	0	14	44	58	4.5
WORMHOUDT, Tyler	4	56	0	0	0	0	56	14.0
AGNEW, Ryan	7	52	0	0	0	0	52	7.4
WOOLSEY, Chad	12	41	0	0	0	0	41	3.4
MACKLIN, Isiah	12	0	34	0	0	0	34	2.8
SMITH, Ron	13	0	0	0	0	27	27	2.1
LOMAX, Trey	13	0	0	0	0	26	26	2.0
LUKE, Anthony	13	0	0	0	0	21	21	1.6
RICHARDSON, Darryl	11	0	21	0	0	0	21	1.9
ANDREWS, Collin	7	0	11	0	0	0	11	1.6
LESSARD, Isaac	7	0	7	0	0	0	7	1.0
COLLINS, Chaz	2	0	3	0	0	0	3	1.5
BALDWIN, Parker	13	0	0	0	0	-5	-5	-0.4
TEAM	9	-21	0	0	0	0	-21	-2.3
CHAPMAN, Christian	13	-31	-8	0	0	0	-39	-3.0
<b>SDSU TOTALS</b>	<b>13</b>	<b>3,282</b>	<b>1,920</b>	<b>264</b>	<b>879</b>	<b>196</b>	<b>6,541</b>	<b>503.2</b>
<b>OPPONENTS</b>	<b>13</b>	<b>1,765</b>	<b>2,323</b>	<b>162</b>	<b>917</b>	<b>69</b>	<b>5,236</b>	<b>402.8</b>

## PUNTING

Player	No.	Yds.	Avg.	Lg.	(NET)					Yds.	Avg.
					TB	I20	50+	Blk.			
HEICKLEN, Brandon	59	2,258	38.3	51	3	18	3	1	2,036	34.5	
TEAM	1	0	0.0	0	0	0	0	0	0	0.0	
<b>SDSU TOTALS</b>	<b>60</b>	<b>2,258</b>	<b>37.6</b>	<b>51</b>	<b>3</b>	<b>18</b>	<b>3</b>	<b>1</b>	<b>2,036</b>	<b>33.9</b>	
<b>OPPONENTS</b>	<b>72</b>	<b>3,016</b>	<b>41.9</b>	<b>62</b>	<b>4</b>	<b>24</b>	<b>17</b>	<b>0</b>	<b>2,672</b>	<b>37.1</b>	

## FIELD GOALS

Player	FGM-A	Pct.	1-19	20-29	30-39	40-49	50+	Lg.
BARON, John	12-15	80.0	0-0	4-4	7-8	1-2	0-1	43
UCD: 39g; ASU: 29g, 27g, 32g; STAN: 43g, 36g, 50sh; AFA: 39wl; NIU: 38g, 21g; UNLV: 27g, 33g; BSU: none; FS: 37g; UH: none; SJSU: 30g; NV: 48wl; NM: none; AWP: none.								
<b>SDSU TOTALS</b>	<b>12-15</b>	<b>80.0</b>	<b>0-0</b>	<b>4-4</b>	<b>7-8</b>	<b>1-2</b>	<b>0-1</b>	<b>43</b>
<b>OPPONENTS</b>	<b>8-10</b>	<b>80.0</b>	<b>1-1</b>	<b>2-2</b>	<b>2-4</b>	<b>3-3</b>	<b>0-0</b>	<b>45</b>

## KICKOFFS

Player	No.	Yds.	Avg.	(NET)				Yds.	Avg.
				TB	OB	Ret.			
BARON, John	77	4,843	62.9	33	0	917	3,101	40.3	
<b>SDSU TOTALS</b>	<b>77</b>	<b>4,843</b>	<b>62.9</b>	<b>33</b>	<b>0</b>	<b>917</b>	<b>3,101</b>	<b>40.3</b>	
<b>OPPONENTS</b>	<b>55</b>	<b>3,190</b>	<b>58.0</b>	<b>17</b>	<b>3</b>	<b>879</b>	<b>1,886</b>	<b>34.3</b>	

# 2017 Season Statistics



EIGHT STRAIGHT BOWL GAME APPEARANCES ► 21 CONFERENCE CHAMPIONSHIPS

## DEFENSIVE

Player	GP	Tackles			TFL/Yds.	Sacks		Pass Def.		QBH	Fumbles		Blk Kick	Saf.
		Solo	Ast.	Total		No.-Yards	Int.-Yds	BrUp	Rcv.-Yds		FF			
LAKALAKA, Ronley	12	44	38	82	5.5-35	3.0-30	.	.	5	.	.	.	.	
BALDWIN, Parker	13	37	38	75	0.5-0	.	1--5	2	.	.	1	.	.	
LOMAX, Trey	13	41	29	70	2.5-5	.	2-26	3	.	.	.	.	.	
KELLY, Kameron	13	54	14	68	5.0-31	2.0-17	3-44	8	1	.	2	.	.	
THOMPSON, Tariq	13	46	17	63	3.0-27	.	5-83	4	3	1-0	1	.	.	
SMITH, Ron	13	46	16	62	2.0-5	.	2-27	16	.	.	1	.	.	
TEZINO, Kyahva	11	35	24	59	6.0-29	2.0-19	.	1	7	.	.	.	.	
PHILLIPS, Sergio	13	18	22	40	1.0-2	.	.	.	3	.	.	.	.	
HALL, Noble	12	24	15	39	8.5-45	3.5-27	.	.	4	.	2	.	.	
CASSIDY, Troy	13	15	16	31	1.5-5	0.5-3	.	1	5	.	.	.	.	
HENDERSON, Jay	13	18	10	28	8.5-43	4.0-29	.	2	7	.	.	.	.	
DUNN, Ryan	9	10	10	20	.	.	.	1	2	.	.	.	.	
ONYEUKWU, Chibu	13	10	8	18	5.0-23	4.5-22	.	.	4	1-0	.	.	.	
CHEATUM, Myles	11	13	5	18	3.0-12	2.0-9	.	.	4	.	1	.	.	
ALEKI, Andrew	12	9	7	16	.	.	.	.	1	1-0	.	.	.	
TURNER, Dakota	9	6	8	14	1.5-8	1.0-7	.	1	.	1-0	.	.	.	
JOHNSON, Dwayne	12	11	3	14	1.0-7	.	.	.	.	.	.	.	.	
WOODS, Kyree	12	9	4	13	.	.	.	1	.	.	.	.	.	
LUKE, Anthony	13	6	6	12	1.5-11	0.5-3	1-21	.	1	.	.	.	.	
MOORE, Damon	11	5	7	12	.	.	.	.	1	1-0	.	.	.	
CABRERA, Israel	13	6	4	10	.	.	.	.	.	.	.	.	.	
CLAY, Jeff	13	5	2	7	.	.	.	.	.	.	.	.	.	
MORRIS, Tyler	13	3	3	6	.	.	.	.	.	.	.	.	.	
STRICKLIN, Will	13	4	1	5	.	.	.	.	.	.	.	.	.	
HAWKINS, Tayler	10	3	2	5	.	.	.	.	.	.	.	.	.	
BINKLEY, Garrett	1	3	1	4	0.5-0	.	.	.	.	.	.	.	.	
JASMIN, Chase	13	2	2	4	.	.	.	.	.	.	.	.	.	
CHANEY, Jerry	6	.	3	3	.	.	.	.	.	.	.	.	.	
RICKS, Randy	3	2	1	3	1.5-3	.	.	.	.	.	.	.	.	
WOOLSEY, Chad	12	.	2	2	.	.	.	.	.	.	.	.	.	
HALL, Darren	2	2	.	2	.	.	.	.	.	.	.	.	.	
WARRING, Kahale	13	2	.	2	.	.	.	.	.	.	.	.	.	
THOMPSON, Trenton	3	1	.	1	.	.	.	.	.	.	.	.	.	
HIMPHILL, Kaelin	1	.	1	1	.	.	.	.	.	.	.	.	.	
GLASS, JJ	3	1	.	1	.	.	.	.	.	.	.	.	.	
CABRERA, Liam	8	.	1	1	.	.	.	.	.	.	.	.	.	
GUDINO, Dominic	8	1	.	1	.	.	.	.	.	.	.	.	.	
DIXON, Daishawn	13	1	.	1	.	.	.	.	.	.	.	.	.	
BAWDEN, Nick	12	1	.	1	.	.	.	.	.	.	.	.	.	
BARON, John	13	1	.	1	.	.	.	.	.	.	.	.	.	
CHAPMAN, Christian	13	1	.	1	.	.	.	.	.	.	.	.	.	
MACKLIN, Isaiah	12	.	.	.	.	.	.	.	.	1-0	.	.	.	
<b>SDSU TOTALS</b>	<b>13</b>	<b>496</b>	<b>320</b>	<b>816</b>	<b>58-291</b>	<b>23-166</b>	<b>14-196</b>	<b>40</b>	<b>48</b>	<b>6-0</b>	<b>8</b>	<b>0</b>	<b>0</b>	
<b>OPPONENTS</b>	<b>13</b>	<b>540</b>	<b>312</b>	<b>852</b>	<b>79-308</b>	<b>31-198</b>	<b>4-69</b>	<b>27</b>	<b>38</b>	<b>9-86</b>	<b>8</b>	<b>1</b>	<b>0</b>	

SCORING DRIVE ANALYSIS					GAME-OPENING DRIVE					OPENING SECOND-HALF DRIVE								
Game	SDSU		Opponent		Game	SDSU			Opponent		Game	SDSU			Opponent			
	TD	FG	TD	FG		Pts.	FD	Yds.	Pts.	FD		Yds.	Pts.	FD	Yds.	Pts.	FD	Yds.
UC Davis	5	1	2	1	UC Davis	3	4	57	0	2	52	UC Davis	7	4	67	0	2	26
at Arizona State	2+	3	3	0	at Arizona State	0	1	6	0	0	8^	at Arizona State	0	0	-2^	0	1	15
19/19 Stanford	2	2	2	1	19/19 Stanford	0	2	33	0	0	(-4)^	19/19 Stanford	3	3	57	3	2	71
at Air Force	4	0	3	1	at Air Force	0	0	4^	0	2	17	at Air Force	0	3	57	0	1	14
Northern Illinois	2+	2	4	0	Northern Illinois	0	0	-4^	7	4	73	Northern Illinois	0	0	1^	7	1	82
at UNLV	5	2	1	1	at UNLV	7	5	67	0	0	3^	at UNLV	7	3	80	0	3	42
Boise State	2	0	2+	1	Boise State	0	0	5^	0	0	9^	Boise State	0	1	43	0	0	6^
Fresno State	0	1	3	2	Fresno State	0	5	83	0	1	15	Fresno State	0	0	4^	0	0	7^
at Hawai'i	4	0	1	0	at Hawai'i	0	0	0^	0	0	4^	at Hawai'i	0	1	22	0	0	4^
at San José State	7	1	1	0	at San José State	7	5	75	0	0	3^	at San José State	7	1	64	7	3	81
Nevada	4+	0	3	1	Nevada	0	3	55	3	2	63	Nevada	7	4	70	0	1	14
New Mexico	5	0	1	1	New Mexico	7	3	86	0	0	5^	New Mexico	7	2	65	0	0	0^
vs. Army West Point	4+	0	5+	0	vs. Army West Point	7	1	73	0	3	55	vs. Army West Point	7	2	72	0	5	47
<b>TOTALS</b>	<b>46</b>	<b>12</b>	<b>31</b>	<b>9</b>	<b>TOTALS</b>	<b>31</b>	<b>29</b>	<b>506</b>	<b>13</b>	<b>14</b>	<b>300</b>	<b>TOTALS</b>	<b>45</b>	<b>24</b>	<b>600</b>	<b>17</b>	<b>19</b>	<b>409</b>
<i>+ - indicates team scored a non-offensive touchdown. &amp; - overtime drives included.</i>					<b>AVERAGES</b> 2.38 2.23 38.92 1.00 1.08 23.08					<b>AVERAGES</b> 3.46 1.85 46.15 1.31 1.46 31.46								
					<i>^ - indicates possession ended in a 3-and-out.</i>					<i>^ - indicates possession ended in a 3-and-out.</i>								

# 2017 Season Statistics



EIGHT STRAIGHT BOWL GAME APPEARANCES ► 21 CONFERENCE CHAMPIONSHIPS

## OFFENSIVE STARTERS

Position	UCD	ASU	STAN	AFA	NIU	UNLV	BS	FS	UH	SJSU	NEV	UNM	ARMY
LT	Roemer	Roemer	Roemer	Roemer	Roemer	Roemer	Roemer	Roemer	Roemer	Roemer	Roemer	Roemer	Roemer
LG	Dixon	Dixon	Dixon	Dixon	Dixon	Dixon	Dixon	Dixon	Dixon	Dixon	Dixon	Dixon	Dixon
C	Ismael	Ismael	Ismael	Ismael	Ismael	Ismael	Ismael	Gudino	Gudino	Gudino	Gudino	Gudino	Ismael
RG	Rosales	Rosales	Rosales	Rosales	Gudino	Rosales	Rosales	Ismael	Ismael	Ismael	Ismael	Ismael	Rosales
RT	Pope	Pope	Pope	Pope	Pope	Salcedo	Salcedo	Pope	Pope	Pope	Pope	Pope	Pope
TE	Houston	Wells	Wells	Wells	Houston	Wells	Wells	Wells	Warring	Wells	Wells	Wells	Wells
TE		Houston		Houston	Warring					Houston	Houston	Warring	Houston
QB	Chapman	Chapman	Chapman	Chapman	Chapman	Chapman	Chapman	Chapman	Chapman	Chapman	Chapman	Chapman	Chapman
RB	Penny	Penny	Penny	Penny	Penny	Penny	Penny	Penny	Penny	Penny	Penny	Penny	Penny
RB				Washington	Washington	Washington							
FB	Bawden	Bawden	Bawden	Bawden	Bawden	Lessard	Bawden	Bawden	Bawden	Bawden	Bawden	Bawden	Bawden
WR	Macklin	Holder	Holder		Andrews	Holder	Holder	Holder	Holder	Holder	Holder	Holder	Holder
WR	Wilson Jr.		Trevillion					Trevillion	Macklin				

## DEFENSIVE STARTERS

Position	UCD	ASU	STAN	AFA	NIU	UNLV	BS	FS	UH	SJSU	NEV	UNM	ARMY
DE	Hall	Hall	Hall	Hall	Hall	Hall	Hall	Hall	Hall	Onyeukwu	Onyeukwu	Onyeukwu	Onyeukwu
DT	Phillips	Phillips	Phillips	Phillips	Phillips	Phillips	Phillips	Phillips	Phillips	Phillips	Phillips	Phillips	Phillips
DE	Cheatum	Cheatum	Cheatum	Cheatum	Cheatum	Cheatum	Cheatum	Cheatum	Turner	Turner	Turner	Turner	Turner
LB	R. Lakalaka	R. Lakalaka	R. Lakalaka	R. Lakalaka	R. Lakalaka	R. Lakalaka	R. Lakalaka	R. Lakalaka	R. Lakalaka	R. Lakalaka	R. Lakalaka	Morris	R. Lakalaka
MLB	Henderson	Henderson	Henderson	Henderson	Henderson	Henderson	Henderson	Henderson	Henderson	Henderson	Henderson	Henderson	Henderson
LB	Cassidy	Cassidy	Cassidy	Cassidy	Cassidy	Cassidy	Cassidy	Dunn	Tezino	Tezino	Tezino	Tezino	Tezino
LB													Cassidy
CB	Smith	Smith	Smith	Smith	Smith	Smith	Smith	Smith	Smith	Smith	Smith	Smith	Smith
WAR	Ta. Thompson	Ta. Thompson	Ta. Thompson	Ta. Thompson	Ta. Thompson	Ta. Thompson	Ta. Thompson	Ta. Thompson	Ta. Thompson	Ta. Thompson	Ta. Thompson	Ta. Thompson	Ta. Thompson
AZT	Baldwin	Baldwin	Baldwin	Baldwin	Baldwin	Baldwin	Baldwin	Baldwin	Johnson	Baldwin	Baldwin	Baldwin	
WAR	Lomax	Lomax	Lomax	Lomax	Lomax	Lomax	Lomax	Lomax	Lomax	Lomax	Lomax	Lomax	Lomax
CB	Kelly	Kelly	Kelly	Kelly	Kelly	Kelly	Kelly	Kelly	Kelly	Kelly	Kelly	Kelly	Kelly

## RED ZONE

	Times		----- Drives Ended By -----							Total Points	TD Pct.	Scoring Pct.	
	Inside	Opp. 20	TD	FG	MFG	Punts	Downs	TO	SF				Clock
SAN DIEGO STATE	43		27	9	1	0	0	4	0	2	216	62.8	83.7
OPPONENTS	33		19	6	2	0	3	3	0	0	152	57.6	75.8

## GAME SUMMARIES

Game	Score By Quarters					First Downs				Rushing			Passing			Total Off.	Return	Punting	Fumbles	Pen.	Third	Avg.			
	1	2	3	4	OT	Tot	Ru	Pa	Pn	Att	Yards	TD	C-A-I	Yards	TD	Att	Yards	Yards	No-Avg	No-Lost	No-Yds	Downs	F. Pos	ToP	
UC Davis	17	3	0	0	14	-	16	4	10	2	27	57	0	19-24-2	258	2	51	315	107	5-42.0	2-1	9-79	4-11	CD25	20:54
at SDSU	38	10	14	0	0	-	27	15	9	3	52	276	3	17-23-1	237	2	75	513	46	3-37.0	1-1	10-87	8-12	SD30	39:06
at Arizona St.	20	7	7	0	6	-	15	3	10	2	31	44	1	20-33-0	298	2	64	342	26	5-36.0	3-1	5-50	7-15	AS25	28:17
SDSU	30	7	13	7	3	-	14	10	3	1	43	279	1	9-18-0	73	1	61	352	131	4-38.2	0-0	12-95	7-15	SD43	31:43
19/19 Stanford	17	0	7	3	7	-	10	6	3	1	22	174	2	10-21-2	80	0	43	254	89	6-38.7	1-1	4-20	3-11	ST29	18:46
at SDSU	20	0	10	3	7	-	21	9	11	1	49	166	1	21-29-0	187	1	78	353	24	5-38.4	0-0	7-60	7-17	SD32	41:14
at Air Force*	24	6	3	0	15	-	14	13	1	0	60	220	3	2-6-1	33	0	66	253	85	6-47.8	4-0	5-52	6-15	AF33	31:59
SDSU	28	0	7	7	14	-	19	7	8	4	41	187	3	10-16-0	180	1	57	367	8	6-32.2	1-1	0-0	3-11	SD27	28:01
N. Illinois	28	14	0	14	0	-	22	9	10	3	45	155	1	23-38-3	262	3	83	417	115	8-36.4	1-1	4-42	7-16	NI31	34:27
at SDSU	34	14	17	0	3	-	10	3	6	1	36	127	0	10-20-0	136	2	56	263	312	10-39.9	0-0	10-126	1-14	SD35	25:33*
at UNLV*	10	3	7	0	0	-	12	5	7	0	31	106	0	12-28-0	177	1	59	283	102	7-42.4	0-0	5-49	4-14	LV20	25:44
SDSU	41	3	17	7	14	-	27	15	10	2	46	302	5	14-24-0	172	0	70	474	52	3-38.3	1-1	4-19	7-12	SD39	34:16*
Boise State*	31	14	7	0	10	-	15	10	4	1	34	186	1	14-23-0	125	1	57	311	185	6-40.3	0-0	3-35	6-13	BS32	28:41
at SDSU	14	0	0	7	7	-	16	6	8	2	39	83	1	12-27-0	240	1	66	323	55	7-35.4	1-1	3-24	5-16	SD20	31:19
Fresno State*	27	7	10	10	0	-	15	9	6	0	38	199	3	10-16-0	176	0	54	375	14	4-44.5	0-0	5-40	3-9	FS28	28:36
at SDSU	3	0	3	0	0	-	14	8	5	1	39	165	0	11-23-0	90	0	62	255	94	6-42.5	2-1	5-40	6-16	SD25	31:24
at Hawai'i*	7	0	7	0	0	-	12	1	7	4	23	35	1	19-33-0	160	0	56	195	72	8-42.1	1-0	6-46	2-14	UH19	26:33
SDSU	28	7	7	7	7	-	21	14	4	3	53	334	3	5-11-1	83	1	64	417	44	5-34.2	1-0	8-90	7-13	SD32	33:27
at SJSU*	7	0	0	7	0	-	8	3	5	0	21	33	0	12-22-2	167	1	43	200	6	5-48.6	2-1	4-30	4-10	SJ30	16:41
SDSU	52	21	14	14	3	-	31	24	6	1	71	554	6	6-7-0	94	1	78	648	116	0-0.0	2-1	4-25	11-13	SD28	43:19
Nevada*	23	10	7	0	6	-	18	3	15	0	18	34	0	33-55-1	414	3	73	448	120	5-38.0	1-1	2-20	5-14	NV25	26:11
at SDSU	42	14	7	7	14	-	25	13	11	1	48	289	3	15-23-0	205	1	71	494	280	4-36.5	1-1	7-75	6-13	SD35	33:49
New Mexico*	10	0	0	10	0	-	11	4	6	1	34	82	0	16-30-2	167	1	64	249	100	7-47.0	0-0	5-35	5-17	NM29	32:19
at SDSU	35	7	7	7	14	-	19	9	8	2	37	265	3	14-21-1	198	2	58	463	36	5-41.6	1-1	5-35	4-9	SD23	27:41
Army^	42	7	14	0	21	-	31	28	1	2	87	440	5	1-4-1	6	0	91	446	79	0-0.0	1-0	4-47	13-18	AR27	46:00
vs. SDSU	35	7	14	7	7	-	11	7	3	1	21	255	4	6-10-1	25	0	31	280	223	2-33.5	1-1	10-82	2-4	SD47	14:00

\* - Mountain West game; ^ - Lockheed Martin Armed Forces Bowl

# 2017 Season Statistics



EIGHT STRAIGHT BOWL GAME APPEARANCES ► 21 CONFERENCE CHAMPIONSHIPS

## SDSU SCORING DRIVES

Opponent	Drive		Type of		Drive		Scoring Play
	Plays	Yds.	TOP	Score	Qtr/Time	Start	
UC Davis	12	57	6:38	FG	1st/7:33	SD 21	Baron 39-yd field goal
	1	61	0:09	TD	1st/6:12	SD 39	Penny 61-yd run
	5	26	2:09	TD	2nd/13:10	CD 26	Warring 7-yd pass f/Chapman
	6	89	2:35	TD	2nd/2:08	SD 11	Penny 9-yd run
	8	67	4:34	TD	3rd/10:21	SD 33	Richardson 21-yd pass f/Chapman
at Arizona State	9	99	4:46	TD	3rd/3:01	SD 01	Washington 4-yd run
	3	99	1:30	TD	1st/8:04	SD 01	Penny 95-yd run
	--	--	--	TD	2nd/14:45	--	Penny 99-yd kickoff return
	11	43	5:49	FG	2nd/7:39	SD 45	Baron 29-yd field goal
	4	9	0:24	FG	2nd/0:06	AS 18	Baron 27-yd field goal
19/19 Stanford	11	58	6:28	TD	3rd/1:52	SD 42	Penny 33-yd pass f/Chapman
	5	17	1:10	FG	4th/14:45	AS 32	Baron 32-yd field goal
	14	58	6:28	FG	2nd/8:04	SD 16	Baron 43-yd field goal
	3	63	1:20	TD	2nd/0:45	ST 15	Penny 4-yd run
	11	57	6:27	FG	3rd/8:33	SD 25	Baron 36-yd field goal
at Air Force	11	75	5:21	TD	4th/0:54	SD 25	Wells 8-yd pass f/Chapman
	7	75	4:10	TD	2nd/5:55	SD 25	Penny 2-yd run
	11	73	5:21	TD	3rd/1:49	SD 27	Penny 20-yd run
	3	75	1:03	TD	4th/11:32	SD 25	Wells 28-yd pass f/Chapman
	2	75	0:37	TD	4th/5:39	SD 25	Penny 53-yd run
Northern Illinois	--	--	--	TD	1st/14:47	--	Washington 96-yd kickoff return
	1	33	0:55	TD	1st/9:55	SD 27	Penny 33-yd pass f/Chapman
	--	--	--	TD	2nd/9:00	--	Ta. Thompson 83-yd interception
	7	66	3:45	TD	2nd/2:12	SD 34	Warring 8-yd pass f/Chapman
	7	32	0:42	FG	2nd/0:07	SD 47	Baron 38-yd field goal
at UNLV	8	64	4:01	FG	4th/14:15	SD 32	Baron 21-yd field goal
	7	40	3:46	FG	1st/2:57	SD 30	Baron 27-yd field goal
	7	68	3:25	TD	2nd/11:57	SD 32	Chapman 14-yd run
	1	34	0:09	TD	2nd/10:04	LV 34	Washington 34-yd run
	11	47	1:15	FG	2nd/0:21	SD 37	Baron 33-yd field goal
Boise State	6	80	2:58	TD	3rd/7:29	SD 20	Penny 3-yd run
	10	68	5:29	TD	4th/7:11	SD 32	Penny 2-yd run
	5	29	2:47	TD	4th/1:40	LV 29	Jasmin 8-yd run
	1	89	0:10	TD	3rd/4:15	SD 11	Trevillion 89-yd pass f/Chapman
	10	84	4:42	TD	4th/10:06	SD 16	Penny 11-yd run
Fresno State	8	61	3:18	FG	2nd/11:53	SD 19	Baron 37-yd field goal
	14	68	6:09	TD	1st/3:08	SD 32	Washington 1-yd run
	8	62	3:04	TD	2nd/14:07	SD 38	Holder 16-yd pass f/Chapman
	3	40	1:01	TD	3rd/10:23	UH 40	Penny 1-yd run
	6	99	2:40	TD	4th/13:33	SD 01	Penny 63-yd run
at San José State	11	75	5:28	TD	1st/9:32	SD 25	Penny 13-yd run
	1	82	0:12	TD	1st/8:29	SD 18	Penny 82-yd run
	9	49	4:45	TD	1st/3:29	SJ 49	Washington 1-yd run
	7	39	3:50	TD	2nd/12:26	SJ 39	Bawden 8-yd pass f/Chapman
	8	93	4:48	TD	2nd/5:03	SD 07	Washington 1-yd run
Nevada	1	64	0:09	TD	3rd/12:27	SD 36	Penny 64-yd run
	11	80	6:32	TD	3rd/0:55	SD 20	Jasmin 9-yd run
	9	48	4:49	FG	4th/10:18	SD 39	Baron 30-yd field goal
	5	69	1:53	TD	1st/3:45	SD 31	Penny 23-yd run
	--	--	--	TD	1st/2:05	--	Penny 70-yd punt return
New Mexico	8	52	2:19	TD	2nd/0:39	SD 48	Holder 5-yd pass f/Chapman
	9	70	3:37	TD	3rd/9:22	SD 30	Washington 1-yd run
	--	--	--	TD	4th/13:30	--	Penny 100-yd kickoff return
	2	79	0:35	TD	4th/8:31	SD 21	Penny 67-yd run
	8	86	3:08	TD	1st/9:46	SD 14	Warring 9-yd pass f/Chapman
vs. Army	10	81	3:55	TD	2nd/0:54	SD 19	Penny 20-yd run
	4	65	2:31	TD	3rd/12:29	SD 35	Penny 51-yd run
	2	49	0:47	TD	4th/8:03	NM 49	Trevillion 47-yd pass f/Chapman
	3	63	1:40	TD	4th/3:54	SD 37	Washington 60-yd run
	3	73	1:24	TD	1st/13:36	SD 27	Penny 81-yd run
vs. Army	5	70	2:13	TD	2nd/14:52	SD 30	Penny 32-yd run
	--	--	--	TD	2nd/0:05	--	Washington 78-yd kickoff return
	4	72	1:52	TD	3rd/1:49	SD 28	Penny 49-yd run
	7	44	3:31	TD	4th/5:47	AR 44	Penny 4-yd run

## OPPONENT SCORING DRIVES

Opponent	Drive		Type of		Drive		Scoring Play
	Plays	Yds.	TOP	Score	Qtr/Time	Start	
UC Davis	10	61	3:56	FG	1st/2:10	CD 33	O'Rourke 23-yd field goal
	9	95	3:36	TD	4th/9:55	CD 05	Doss 32-yd pass f/Maier
	5	50	1:29	TD	4th/6:22	CD 50	Montgomery 7-yd pass f/Maier
at Arizona State	9	85	3:56	TD	1st/0:00	AS 15	Ballage 1-yd run
	7	77	2:39	TD	2nd/4:54	AS 23	Harry 5-yd pass f/Wilkins
	10	75	6:11	TD	4th/8:34	AS 25	Darby 53-yd pass f/Wilkins
19/19 Stanford	3	63	1:20	TD	2nd/12:38	ST 37	Love 51-yd run
	8	71	3:42	FG	3rd/4:51	ST 25	Toner 20-yd field goal
	4	65	1:51	TD	4th/14:51	ST 35	Love 53-yd run
at Air Force	10	79	4:48	TD	1st/2:46	AF 21	Cleveland 29-yd run
	4	8	1:36	FG	2nd/10:05	SD 35	Strebel 45-yd field goal
	2	4	0:44	TD	4th/12:35	SD 04	Worthman 1-yd run
Northern Illinois	11	75	5:11	TD	4th/6:16	AF 25	McVey 2-yd run
	7	73	2:53	TD	1st/11:49	NI 27	Blake 34-yd pass f/Santacaterina
	13	77	5:31	TD	1st/4:18	NI 23	Blake 10-yd pass f/Santacaterina
at UNLV	2	82	0:37	TD	3rd/14:17	NI 18	Tears 81-yd pass f/Santacaterina
	4	60	1:36	TD	3rd/5:39	NI 40	Childers 1-yd run
	6	57	2:31	FG	1st/0:26	LV 25	Gutierrez 35-yd field goal
Boise State	8	79	4:12	TD	2nd/5:48	LV 21	Keys 6-yd pass f/Rogers
	--	--	--	TD	1st/6:17	--	Williams 53-yd punt return
	--	--	--	TD	1st/4:20	--	Kaniho 34-yd fumble recovery
Fresno State	11	77	5:58	TD	2nd/3:11	BS 23	Roh 3-yd pass f/Rypien
	10	75	4:18	FG	4th/14:52	BS 23	Hoggarth 19-yd field goal
	9	70	5:09	TD	4th/4:52	BS 30	Mattison 4-yd run
at Hawai'i	4	61	1:48	TD	1st/0:15	FS 39	Hokit 1-yd run
	6	75	2:21	TD	2nd/9:32	FS 25	Hokit 26-yd run
	11	42	5:22	FG	2nd/2:05	FS 37	Camacho 38-yd field goal
at San José State	11	63	5:22	FG	3rd/6:03	FS 11	Camacho 43-yd field goal
	5	51	2:38	TD	3rd/1:54	FS 49	Hokit 4-yd run
	16	88	6:23	TD	2nd/0:24	UH 12	Brown 1-yd run
Nevada	6	81	2:13	TD	3rd/12:40	SJ 19	Holmes 54-yd pass f/Walker
	8	63	2:11	FG	1st/6:07	NV 31	Pettit 23-yd field goal
	2	48	0:09	TD	1st/5:44	SD 48	O'Leary-Orange 48-yd pass f/Gangi
New Mexico	4	89	1:26	TD	2nd/9:07	NV 11	O'Leary-Orange 9-yd pass f/Gangi
	12	89	5:06	TD	4th/13:43	NV 11	O'Leary-Orange 2-yd pass f/Gangi
	4	2	1:47	FG	3rd/9:07	SD 31	Sanders 46-yd field goal
vs. Army	6	77	2:51	TD	3rd/4:14	NM 23	Griffin IV pass f/Tuioti
	8	70	4:09	TD	1st/2:13	AR 30	Bradshaw 19-yd run
	12	74	6:58	TD	2nd/7:50	AR 26	Woolfolk 7-yd run
vs. Army	13	53	5:55	TD	2nd/0:18	AR 47	Davidson 4-yd run
	10	79	4:47	TD	4th/9:25	AR 21	Bradshaw 27-yd run
	15	72	5:24	TD	4th/0:18	AR 28	Woolfolk 1-yd run
--	--	--	TD	4th/0:00	--	Riley 29-yd fumble recovery	

# 2017 MW Statistics



EIGHT STRAIGHT BOWL GAME APPEARANCES ► 21 CONFERENCE CHAMPIONSHIPS

## 2017 Mountain West Standings

West	Mountain West			Overall		
	W	L	Pct.	W	L	Pct.
1. Fresno State	7	1	.875	10	4	.714
<b>2. San Diego State</b>	<b>6</b>	<b>2</b>	<b>.750</b>	<b>10</b>	<b>3</b>	<b>.769</b>
3. UNLV	4	4	.500	5	7	.417
4. Nevada	3	5	.375	3	9	.250
5. Hawai'i	1	7	.125	3	9	.250
San José State	1	7	.125	2	11	.154
Mountain	W	L	Pct.	W	L	Pct.
1. Boise State	7	1	.875	11	3	.786
2. Wyoming	5	3	.625	8	5	.615
Colorado State	5	3	.625	7	6	.538
4. Air Force	4	4	.500	5	7	.417
Utah State	4	4	.500	6	7	.462
6. New Mexico	1	7	.125	3	9	.250

### ■ Mountain West Championship Game (Boise, Idaho)

Boise State 17, Fresno State 14

### ■ Mountain West Bowl Games

Marshall 31, Colorado State 28	Gildan New Mexico Bowl
#25 Boise State 38, Oregon 28	Las Vegas Bowl
Wyoming 37, Central Michigan 14	Famous Idaho Potato Bowl
<b>Army 42, San Diego State 35</b>	<b>Lockheed Martin Armed Forces Bowl</b>
Fresno State 33, Houston 27	Hawai'i Bowl
New Mexico State 26, Utah State 20 (OT)	Nova Home Loans Arizona Bowl

### ■ Scoring Offense

	G	TD	FG	XP	2XP	DXP	Saf	Pts	Avg
Boise State	14	57	18	57	0	0	1	455	32.5
Colorado State	14	57	18	54	0	0	0	450	32.1
Air Force	12	50	10	45	1	0	0	377	31.4
<b>San Diego State</b>	<b>13</b>	<b>52</b>	<b>12</b>	<b>52</b>	<b>0</b>	<b>0</b>	<b>0</b>	<b>400</b>	<b>30.8</b>
Utah State	13	48	19	47	0	0	0	392	30.2
UNLV	12	40	22	38	1	0	0	346	28.8
Nevada	12	45	8	40	2	0	0	338	28.2
Fresno State	14	43	25	41	0	0	3	380	27.1
Wyoming	13	37	15	36	0	0	1	305	23.5
Hawai'i	12	37	4	33	1	0	1	273	22.8
New Mexico	12	31	10	28	1	1	0	248	20.7
San José State	14	25	16	21	0	0	0	219	15.6

### ■ Scoring Defense

	G	TD	FG	XP	2XP	DXP	Saf	Pts	Avg
Wyoming	13	27	13	27	0	0	0	228	17.5
Fresno State	14	30	14	27	1	0	0	251	17.9
<b>San Diego State</b>	<b>13</b>	<b>34</b>	<b>9</b>	<b>28</b>	<b>2</b>	<b>0</b>	<b>0</b>	<b>263</b>	<b>20.2</b>
Boise State	14	42	9	39	0	0	1	320	22.9
Colorado State	14	47	15	47	0	0	0	374	26.7
Utah State	13	43	16	40	0	0	2	350	26.9
UNLV	12	49	13	44	1	0	1	381	31.8
New Mexico	12	50	11	47	1	0	0	382	31.8
Air Force	12	49	15	48	1	0	0	389	32.4
Hawai'i	12	55	8	51	0	0	0	407	33.9
Nevada	12	51	17	50	0	0	0	407	33.9
San José State	14	71	20	70	0	0	0	558	39.9

### ■ Pass Offense

	G	Cmp	Att	Int	Pct	Yds	Avg	TD	Yds/g
Colorado State	14	294	479	10	61.4	3,937	8.2	29	281.2
Nevada	12	270	451	15	59.9	3,245	7.2	30	270.4
Boise State	14	281	449	7	62.6	3,677	8.2	26	262.6
Fresno State	14	268	437	7	61.3	3,331	7.6	19	237.9
Hawai'i	12	260	423	8	61.5	2,814	6.7	19	234.5
Utah State	13	254	435	13	58.4	2,938	6.8	17	226.0
San José State	14	234	429	20	54.5	2,684	6.3	15	191.7
UNLV	12	162	299	9	54.2	2,243	7.5	10	186.9
Wyoming	13	195	348	8	56.0	2,304	6.6	18	177.2
<b>San Diego State</b>	<b>13</b>	<b>150</b>	<b>252</b>	<b>4</b>	<b>59.5</b>	<b>1,920</b>	<b>7.6</b>	<b>13</b>	<b>147.7</b>
New Mexico	12	120	242	14	49.6	1,489	6.2	8	124.1
Air Force	12	69	143	6	48.3	1,321	9.2	10	110.1

### ■ Pass Defense

	G	Cmp	Att	Int	Pct	Yds	Avg	TD	Yds/g
Air Force	12	135	243	5	55.6	2,053	8.4	16	171.1
Wyoming	13	189	334	20	56.6	2,274	6.8	11	174.9
<b>San Diego State</b>	<b>13</b>	<b>191</b>	<b>333</b>	<b>14</b>	<b>57.4</b>	<b>2,323</b>	<b>7.0</b>	<b>14</b>	<b>178.7</b>
Utah State	13	209	376	13	55.6	2,372	6.3	17	182.5
Fresno State	14	275	461	9	59.7	2,900	6.3	14	207.1
San José State	14	231	380	6	60.8	2,919	7.7	25	208.5
Boise State	14	280	470	15	59.6	2,974	6.3	17	212.4
UNLV	12	215	348	7	61.8	2,632	7.6	16	219.3
Colorado State	14	245	432	12	56.7	3,289	7.6	21	234.9
New Mexico	12	222	373	6	59.5	2,887	7.7	28	240.6
Hawai'i	12	213	334	9	63.8	2,983	8.9	29	248.6
Nevada	12	240	359	8	66.9	3,157	8.8	24	263.1

### ■ Rushing Offense

	G	No	Yds	Avg	TD	Yds/g
Air Force	12	765	3,689	4.8	38	307.4
<b>San Diego State</b>	<b>13</b>	<b>575</b>	<b>3,282</b>	<b>5.7</b>	<b>33</b>	<b>252.5</b>
UNLV	12	528	2,882	5.5	29	240.2
New Mexico	12	542	2,825	5.2	21	235.4
Colorado State	14	552	2,759	5.0	27	197.1
Utah State	13	485	2,228	4.6	24	171.4
Hawai'i	12	420	2,018	4.8	15	168.2
Fresno State	14	515	2,170	4.2	22	155.0
Boise State	14	532	2,009	3.8	25	143.5
San José State	14	538	1,796	3.3	7	128.3
Nevada	12	362	1,526	4.2	12	127.2
Wyoming	13	446	1,414	3.2	13	108.8

### ■ Rushing Defense

	G	No	Yds	Avg	TD	Yds/g
Fresno State	14	463	1,588	3.4	13	113.4
Boise State	14	495	1,683	3.4	20	120.2
<b>San Diego State</b>	<b>13</b>	<b>471</b>	<b>1,765</b>	<b>3.7</b>	<b>17</b>	<b>135.8</b>
New Mexico	12	406	1,889	4.7	20	157.4
Wyoming	13	599	2,084	3.5	16	160.3
Colorado State	14	529	2,667	5.0	23	190.5
Nevada	12	565	2,499	4.4	24	208.3
Hawai'i	12	480	2,522	5.3	23	210.2
Utah State	13	626	2,823	4.5	20	217.2
Air Force	12	451	2,674	5.9	31	222.8
UNLV	12	530	2,872	5.4	32	239.3
San José State	14	720	3,866	5.4	41	276.1

### ■ Total Offense

	G	Rush	Pass	Plays	Yds	Avg/P	TD	Yds/g
Colorado State	14	2,759	3,937	1,031	6,696	6.5	56	478.3
UNLV	12	2,882	2,243	827	5,125	6.2	39	427.1
Air Force	12	3,689	1,321	908	5,010	5.5	48	417.5
Boise State	14	2,009	3,677	981	5,686	5.8	51	406.1
Hawai'i	12	2,018	2,814	843	4,832	5.7	34	402.7
<b>San Diego State</b>	<b>13</b>	<b>3,282</b>	<b>1,920</b>	<b>827</b>	<b>5,202</b>	<b>6.3</b>	<b>46</b>	<b>400.2</b>
Nevada	12	1,526	3,245	813	4,771	5.9	42	397.6
Utah State	13	2,228	2,938	920	5,166	5.6	41	397.4
Fresno State	14	2,170	3,331	952	5,501	5.8	41	392.9
New Mexico	12	2,825	1,489	784	4,314	5.5	29	359.5
San José State	14	1,796	2,684	967	4,480	4.6	22	320.0
Wyoming	13	1,414	2,304	794	3,718	4.7	31	286.0

### ■ Total Defense

	G	Rush	Pass	Plays	Yds	Avg/P	TD	Yds/g
<b>San Diego State</b>	<b>13</b>	<b>1,765</b>	<b>2,323</b>	<b>804</b>	<b>4,088</b>	<b>5.1</b>	<b>31</b>	<b>314.5</b>
Fresno State	14	1,588	2,900	924	4,488	4.9	27	320.6
Boise State	14	1,683	2,974	965	4,657	4.8	37	332.6
Wyoming	13	2,084	2,274	933	4,358	4.7	27	335.2
Air Force	12	2,674	2,053	694	4,727	6.8	47	393.9
New Mexico	12	1,889	2,887	779	4,776	6.1	48	398.0
Utah State	13	2,823	2,372	1,002	5,195	5.2	37	399.6
Colorado State	14	2,667	3,289	961	5,956	6.2	44	425.4
UNLV	12	2,872	2,632	878	5,504	6.3	48	458.7
Hawai'i	12	2,522	2,983	814	5,505	6.8	52	458.8
Nevada	12	2,499	3,157	924	5,656	6.1	48	471.3
San José State	14	3,866	2,919	1,100	6,785	6.2	66	484.6

### ■ Pass Efficiency

	G	Cmp	Att	Int	Pct	Yds	TD	Effic
Boise State	14	281	449	7	62.6	3,677	26	147.4
Colorado State	14	294	479	10	61.4	3,937	29	146.2
Air Force	12	69	143	6	48.3	1,321	10	140.5
<b>San Diego State</b>	<b>13</b>	<b>150</b>	<b>252</b>	<b>4</b>	<b>59.5</b>	<b>1,920</b>	<b>13</b>	<b>137.4</b>
Fresno State	14	268	437	7	61.3	3,331	19	136.5
Nevada	12	270	451	15	59.9	3,245	30	135.6
Hawai'i	12	260	423	8	61.5	2,		

# 2017 MW Statistics



EIGHT STRAIGHT BOWL GAME APPEARANCES ► 21 CONFERENCE CHAMPIONSHIPS

## ■ Pass Efficiency Defense

	G	Cmp	Att	Int	Pct	Yds	TD	Effic
Wyoming	13	189	334	20	56.6	2,274	11	112.7
Utah State	13	209	376	13	55.6	2,372	17	116.6
Boise State	14	280	470	15	59.6	2,974	17	118.3
Fresno State	14	275	461	9	59.7	2,900	14	118.6
<b>San Diego State</b>	<b>13</b>	<b>191</b>	<b>333</b>	<b>14</b>	<b>57.4</b>	<b>2,323</b>	<b>14</b>	<b>121.4</b>
Colorado State	14	245	432	12	56.7	3,289	21	131.2
UNLV	12	215	348	7	61.8	2,632	16	136.5
San José State	14	231	380	6	60.8	2,919	25	143.9
Air Force	12	135	243	5	55.6	2,053	16	144.1
New Mexico	12	222	373	6	59.5	2,887	28	146.1
Nevada	12	240	359	8	66.9	3,157	24	158.3
Hawai'i	12	213	334	9	63.8	2,983	29	162.1

## ■ Red Zone Offense

	G	RZ	PCT	TDS	R/P	FG-AT	F/I/D/O
Wyoming	13	33-34	97.1	21	12/9	12-12	0/0/1/0
Fresno State	14	47-53	88.7	29	20/9	18-20	0/0/1/3
Air Force	12	42-48	87.5	36	34/2	6-7	1/0/4/0
Utah State	13	35-40	87.5	20	14/6	15-15	1/1/1/2
UNLV	12	43-50	86.0	27	21/6	16-16	2/2/2/1
Colorado State	13	54-63	85.7	44	23/21	10-12	3/3/1/0
<b>San Diego State</b>	<b>13</b>	<b>36-43</b>	<b>83.7</b>	<b>27</b>	<b>19/8</b>	<b>9-10</b>	<b>3/1/0/2</b>
Nevada	12	37-45	82.2	30	12/18	7-8	1/2/4/0
Boise State	14	51-63	81.0	36	21/15	15-17	2/2/5/1
New Mexico	12	23-32	71.9	17	13/4	6-8	4/1/2/0
San José State	13	19-29	65.5	13	4/9	6-7	1/4/4/0

## ■ Red Zone Defense

	G	RZ	PCT	TDS	R/P	FG-AT	F/I/D/O
<b>San Diego State</b>	<b>13</b>	<b>25-33</b>	<b>75.8</b>	<b>19</b>	<b>12/7</b>	<b>6-8</b>	<b>1/2/3/0</b>
Wyoming	13	26-34	76.5	18	15/3	8-10	0/1/3/2
UNLV	12	50-63	79.4	37	27/10	13-15	4/0/5/2
Hawai'i	12	40-50	80.0	33	16/17	7-12	0/3/1/1
Colorado State	13	26-32	81.2	19	12/7	7-9	0/1/2/1
Utah State	13	35-43	81.4	21	15/6	14-16	4/0/2/0
Nevada	12	49-60	81.7	35	19/16	14-18	1/2/4/0
Fresno State	14	33-39	84.6	22	11/11	11-12	1/1/2/1
San José State	13	58-68	85.3	46	32/14	12-14	3/0/0/5
Boise State	14	35-40	87.5	29	19/10	6-6	2/1/1/1
Air Force	12	38-43	88.4	25	19/6	13-15	1/2/0/0
New Mexico	12	36-38	94.7	30	14/16	6-6	0/1/1/0

## ■ Rushing Yards/Game

	G	No	Yds	Avg	TD	Long	Yds/g
<b>1. PENNY, Rashaad (SD)</b>	<b>13</b>	<b>289</b>	<b>2,248</b>	<b>7.8</b>	<b>23</b>	<b>95</b>	<b>172.9</b>
2. SAINT JUSTE, Diocemy (UH)	12	282	1,510	5.4	7	75	125.8
3. THOMAS, Lexington (LV)	12	211	1,336	6.3	17	62	111.3
4. DAWKINS, D. (CS)	13	226	1,399	6.2	8	76	107.6
5. WORTHMAN, Arion (AF)	10	217	821	3.8	13	52	82.1

## ■ Passing Yards/Game

	G	C-A-I	Pct	Yds	TD	Avg/g	Effic
1. STEVENS, Nick (CS)	13	284-459-10	61.9	3,799	29	292.2	147.9
2. GANGI, Ty (NV)	10	228-374-11	61.0	2,746	25	274.6	138.8
3. BROWN, Dru (UH)	12	253-412-8	61.7	2,785	18	232.1	129.0
4. RYPIEN, Brett (BS)	13	218-348-6	62.6	2,877	16	221.3	143.8
5. McMARYION, Marcus (FS)	14	218-351-5	62.1	2,726	14	194.7	137.7
<b>9. CHAPMAN, Christian (SD)</b>	<b>13</b>	<b>146-243-4</b>	<b>60.1</b>	<b>1,873</b>	<b>13</b>	<b>144.1</b>	<b>139.2</b>

## ■ Total Offense/Game

	G	Rush	Pass	Plays	Total	Yds/g
1. STEVENS, Nick (CS)	13	123	3,799	513	3,922	301.7
2. GANGI, Ty (NV)	10	180	2,746	427	2,926	292.6
3. BROWN, Dru (UH)	12	7	2,785	470	2,792	232.7
4. ROGERS, Armani (LV)	10	780	1,471	335	2,251	225.1
5. RYPIEN, Brett (BS)	13	-21	2,877	385	2,856	219.7
<b>9. PENNY, Rashaad (SD)</b>	<b>13</b>	<b>2,248</b>	<b>0</b>	<b>289</b>	<b>2,248</b>	<b>172.9</b>

## ■ Receptions/Game

	G	Rec	Yds	TD	Avg/c	Avg/g	Rec/g
1. GALLUP, Michael (CS)	13	100	1,413	7	14.1	108.7	7.7
2. WILSON, Cedrick (BS)	14	83	1,511	7	18.2	107.9	5.9
3. DEMPS, Wyatt (NV)	12	67	908	11	13.6	75.7	5.6
4. JOHNSON, KeeSean (FS)	14	77	1,013	8	13.2	72.4	5.5
5. MANNIX, McLane (NV)	12	57	778	6	13.6	64.8	4.8
<b>13. HOLDER, Micah (SD)</b>	<b>13</b>	<b>43</b>	<b>602</b>	<b>2</b>	<b>14.0</b>	<b>46.3</b>	<b>3.3</b>

## ■ Reception Yards/Game

	G	Rec	Yds	TD	Avg/c	Avg/g	Rec/g
1. GALLUP, Michael (CS)	13	100	1,413	7	14.1	108.7	7.7
2. WILSON, Cedrick (BS)	14	83	1,511	7	18.2	107.9	5.9
3. DEMPS, Wyatt (NV)	12	67	908	11	13.6	75.7	5.6
4. JOHNSON, KeeSean (FS)	14	77	1,013	8	13.2	72.4	5.5
5. MANNIX, McLane (NV)	12	57	778	6	13.6	64.8	4.8
<b>10. HOLDER, Micah (SD)</b>	<b>13</b>	<b>43</b>	<b>602</b>	<b>2</b>	<b>14.0</b>	<b>46.3</b>	<b>3.3</b>

## ■ All-Purpose Yards/Game

	G	Rush	Rcv	PR	KR	Yds	Avg/g
<b>1. PENNY, Rashaad (SD)</b>	<b>13</b>	<b>2,248</b>	<b>132</b>	<b>70</b>	<b>521</b>	<b>2,971</b>	<b>228.5</b>
2. WILSON, Cedrick (BS)	14	13	1,511	0	465	1,989	142.1
3. SAINT JUSTE, Diocemy (UH)	12	1,510	157	0	0	1,667	138.9
4. DAWKINS, D. (CS)	13	1,399	310	0	16	1,725	132.7
5. THOMAS, Lexington (LV)	12	1,336	143	0	0	1,479	123.3

## ■ Punting Average

	G	Punt	Yds	I20	50+	Avg
1. BOJORQUEZ, Corey (NM)	12	67	3,170	32	31	47.3
2. STONEHOUSE, Ryan (CS)	13	46	2,111	24	18	45.9
3. CARRIZOSA, Michael (SJ)	11	73	3,329	25	23	45.6
4. CUSICK, Blake (FS)	14	67	2,850	19	16	42.5
5. GAUDION, Stan (UH)	12	58	2,440	19	6	42.1
<b>8. HEICKLEN, Brandon (SD)</b>	<b>11</b>	<b>52</b>	<b>1,994</b>	<b>14</b>	<b>3</b>	<b>38.3</b>

## ■ Scoring/Game

	G	TD	FG	XPT	Pts	Pts/g
<b>1. PENNY, Rashaad (SD)</b>	<b>13</b>	<b>28</b>	<b>0</b>	<b>0</b>	<b>168</b>	<b>12.9</b>
2. PANTELS, Evan (LV)	9	0	17	28	79	8.8
3. THOMAS, Lexington (LV)	12	17	0	0	102	8.5
4. CAMACHO, Jimmy (FS)	14	0	25	41	116	8.3
5. HOGGARTH, Haden (BS)	14	0	18	57	111	7.9

## ■ Kick Return Average

	G	Returns	Yards	TD	Long	Avg
<b>1. PENNY, Rashaad (SD)</b>	<b>13</b>	<b>17</b>	<b>521</b>	<b>2</b>	<b>100</b>	<b>30.6</b>
2. WILSON, Cedrick (BS)	14	18	465	0	55	25.8
3. SCARVER, Savon (US)	13	26	625	1	96	24.0
4. CLARK, Detrich (CS)	12	18	427	0	45	23.7
5. LILLY, Elijah (NM)	12	31	731	1	100	23.6

## ■ Punt Return Average

	G	Returns	Yards	TD	Long	Avg
1. WILLIAMS, Avery (BS)	14	27	303	2	81	11.2
2. CONWAY, Austin (WY)	13	22	228	0	55	10.4
3. NATHAN, Jordan (US)	13	23	196	0	70	8.5
<b>4. TRUXTON, Quest (SD)</b>	<b>13</b>	<b>23</b>	<b>194</b>	<b>0</b>	<b>37</b>	<b>8.4</b>

## ■ Field Goal/Game

	G	FG	FGA	Pct	Made/G	Long
1. PANTELS, Evan (LV)	9	17	22	77.3	1.89	53
2. CAMACHO, Jimmy (FS)	14	25	32	78.1	1.79	50
3. EBERLE, Dominik (US)	13	18	24	75.0	1.38	52
4. HOGGARTH, Haden (BS)	14	18	23	78.3	1.29	41
5. CRAWFORD, Bryce (SJ)	12	14	17	82.4	1.17	53
<b>8. BARON, John (SD)</b>	<b>13</b>	<b>12</b>	<b>15</b>	<b>80.0</b>	<b>0.92</b>	<b>43</b>

## ■ Tackles/Game

	G	Solo	Asst	Yds	Tot	Avg/g	Sacks
1. GINDA, Frank (SJ)	13	94	79	43	173	13.3	2
2. TAVAI, Jahiani (UH)	12	66	58	49	124	10.3	5.5
3. VANDER ESCH, L. (BS)	14	91	50	50	141	10.1	4
4. PAULHUS, Austin (NV)	12	49	63	55	112	9.3	4.5
5. WILSON, Logan (WY)	13	79	40	20	119	9.2	1
<b>20. LAKALAKA, Ronley (SD)</b>	<b>12</b>	<b>44</b>	<b>38</b>	<b>35</b>	<b>82</b>	<b>6.8</b>	<b>3</b>

## ■ Sacks/Game

	G	Solo	Asst	Yds	Tot	Avg/g
1. WEAVER, Curtis (BS)	14	11	0	46	11	0.79
2. GRANDERSON, Carl (WY)	13	9	1	50	9.5	0.73
3. REED, Malik (NV)	12	7	2	55	8	0.67
4. GHAFAN Youhanna (WY)	12	6	2	45	7	0.58
5. TAVAI, Jahiani (UH)	12	5	1	38	5.5	0.46
<b>11. ONYEUKWU, Chibu (SD)</b>	<b>13</b>	<b>4</b>	<b>1</b>	<b>22</b>	<b>4.5</b>	<b>0.35</b>

## ■ Interceptions

	G	Int	Yds	TD	Long	Int/g
<b>1. THOMPSON, Tariq (SD)</b>	<b>17</b>	<b>5</b>	<b>83</b>	<b>1</b>	<b>83</b>	<b>0.29</b>
WINGARD Andrew (WY)	13	5	54	0	22	0.38
DAVIS, Jalen (US)	13	5	120	3	50	0.38
4						

# 2017 Game Recaps

EIGHT STRAIGHT BOWL GAME APPEARANCES ► 21 CONFERENCE CHAMPIONSHIPS



**UC Davis 17**



**San Diego State 38**

Sept. 2, 2017 | San Diego Stadium | San Diego, Calif. | Facebook Live

**SAN DIEGO** - San Diego State rolled up 513 yards of total offense in a 38-17 victory over UC Davis in the 2017 season opener at San Diego Stadium.

Rashaad Penny rushed for 197 yards on a career-high 21 attempts and scored two touchdowns, as the Aztecs out-gained the Aggies, 258-57, on the ground. With his totals, Penny recorded his sixth 100-yard rushing performance as a collegian and fourth game with multiple TDs.

Christian Chapman threw for 220 yards and two touchdowns on 16 completions in 21 attempts, improving to 11-3 as the Aztecs' starting quarterback, while tight end Kahale Warring caught a career-high five passes for 74 yards and one TD to help SDSU win its opening game for the fourth year in a row.

UCD took the opening kickoff and drove into SDSU territory, but the Aztec defense thwarted the advance, as true freshman defensive back Tariq Thompson recorded his first career interception after picking off Aggie quarterback Jake Maier at the 25-yard line.

The Aztecs promptly marched 57 yards in 12 plays, culminating in a 39-yard field goal by John Baron II for the game's first points. Chapman twice connected with Quest Truxton on the drive, hitting the senior wide receiver for gains of 12 and 11 yards to put the host school in range.

After holding UCD to a three-and-out, SDSU needed just one play to score the game's first touchdown, as Penny burst through a seam and raced 61 yards down the left sideline to give the Aztecs a 10-0 advantage with 6:12 remaining in the first quarter.

The Aggies responded on their ensuing possession with a 10-play, 61-yard drive that consumed just under four minutes before Max O'Rourke hit a 23-yard field goal to cut the deficit to 10-3.

SDSU was unable to mount a threat on its next foray down the field, but punter Brandon Helcklein pinned UCD inside its 20 at the 17-yard line. On the very next play, Ron Smith intercepted Maier's pass and returned it to the Aggie 26.

Overcoming a personal foul penalty, Chapman hit Warring on a crossing pattern for a 7-yard touchdown, as the Aztec sophomore dove for the right pylon on his way out of bounds, giving the host school a 17-3 lead with just over two minutes elapsed in the second quarter.

SDSU advanced into Aggie territory on its next possession, but Trevillion fumbled at the 40-yard line where Ryan Bua picked up the loose ball and returned it to the Aztec 43.

Moments later, UCD threatened after a 30-yard completion from Maier to Keelan Doss, which gave the visitors a first down at the 11. However, the Aztec defense held firm with a three-yard loss, two incompletions and an aborted scramble by Maier on fourth down that netted only three yards.

Buoyed by its good fortune, SDSU methodically drove downfield, marching 89 yards on six plays in just 2:39, before Penny powered in from nine yards out to extend the Aztec advantage to 24-3 with just over two minutes left before intermission. Earlier in the possession, Penny got SDSU out of the hole with a 27-yard scamper, while Chapman found Parker Houston for a 23-yard gain shortly thereafter.

San Diego State scored on its first two drives after the break when Chapman connected with tight end Darryl Richardson for a 21-yard touchdown, while Juwan Washington scored on a four-yard sweep around left end to cap another lengthy 99-yard excursion, which gave the Scarlet and Black an insurmountable 38-3 lead with 3:01 to go in the third quarter.

UCD managed a pair of touchdowns in the final 10 minutes of the game as Maier completed strikes of 32 and 7 yards, respectively to Doss and Logan Montgomery.

Six Aztecs finished with four tackles each, including Smith, Thompson, Kameron Kelly, Garrett Binkley, Trey Lomax and Noble Hall, who also had a game-high 2.0 tackles for loss.



**San Diego State 30**



**Arizona State 20**

Sept. 9, 2017 | Sun Devil Stadium | Tempe, Ariz. | Pac-12 Network

**TEMPE, Ariz.** - Behind 353 all-purpose yards and three touchdowns by Rashaad Penny, San Diego State snapped a 28-game road losing streak at Pac-12 schools with a 30-20 victory over Arizona State in Tempe, Ariz.

Penny scored on a 95-yard touchdown run, a 99-yard kick return and a 33-yard reception to become the first player in the FBS in 2017 with at least one touchdown in each category. He finished the game with a career-high 216 yards on just 18 carries (12.0 avg.) and added a career-best four catches for 38 yards.

Penny's 353 all-purpose yards on just 23 touches (15.3 avg.) were the most in a FBS game at game time and the third most in Aztec single-game history.

SDSU, which last beat a Pac-12 team on the road on Sept. 13, 1975 (def. Oregon State, 25-0), jumped out to a 7-0 lead on its second drive of the game when Penny busted through the line on a third-and-6 and raced 95 yards for the score. It was the longest rush in FBS play at the time and the longest by a San Diego State player since Ronnie Hillman had a 99-yard run vs. Wyoming on Oct. 29, 2011.

After the teams traded punts, the Sun Devils capped a 9-play, 85-yard drive when Kalen Ballage plunged in from the 1 to tie the game at 7-7 at the end of the first quarter.

Penny then took the opening kickoff of the second quarter 99 yards for his sixth career return for a touchdown, just one off tying a NCAA record.

After a short punt that allowed the Aztecs to start on the ASU 45, SDSU grinded out an 11-play, 43-yard drive over 5:55, culminating with a 29-yard field goal by John Baron II. San Diego State appeared to score a touchdown twice on the drive, but both were called back due to penalties, one of 12 on the game (for 95 yards) for the Aztecs.

Arizona State responded with a 5-yard TD strike from Manny Wilkins to N'Keal Harry to bring the home team to within three at 17-14 midway through the second quarter.

The Aztecs got into Sun Devil territory, but was forced to punt, pinning ASU on the 6.

After forcing a 3-and-out, Arizona State's punter shanked a boot off the side of his foot for 12 yards, allowing SDSU to take over on the 18 with just 30 seconds left in the half. San Diego State would have to settle for a 27-yard field goal by Baron, however, taking a 20-14 lead into intermission.

The Aztecs scored again late in the third quarter when Christian Chapman found Penny out on the flat on a 3rd-and-21. Penny was wide open and beat one Sun Devil defender to make it 27-14.

The Aztecs got to Wilkins late in the third and recovered a fumble at the 32, but was only able to get a Baron 32-yard field goal out of it, pushing the lead to 16 points at 30-14.

SDSU held ASU to only 27 yards of offense in the third quarter, but Arizona State converted a third-and-37 into a 53-yard touchdown pass from Wilkins to Frank Darby early in the fourth. San Diego State, however, snuffed out the 2-point conversion attempt, leaving the Aztecs up, 30-20.

SDSU would not score again, but did control the ball for nearly six minutes to close out the victory, its first in 12 tries against the Sun Devils.

San Diego State also snapped a 23-game road losing streak against Power 5 teams and halted ASU's 17-game regular-season non-conference win streak. The win gave the Aztecs their first two-game winning streak against the Pac-12 since 1994-95 and first against Power 5 teams since 1982-83.

Juwan Washington added 56 yards on the ground for SDSU, which won its 34th straight game when rushing for 200-plus yards and only needed 73 passing yards and a touchdown from Chapman.

Trey Lomax led San Diego State with seven tackles, while Noble Hall had five stops, including 2.5 tackles for loss, 1.5 sacks and two forced fumbles.

## Game Statistics

UC Davis 3 0 0 14 - 17  
San Diego State 10 14 14 0 - 38

SDSU - Baron 39-yd field goal  
12-57, 6:38 (7:33 - 1st)

SDSU - Penny 61-yd run (Baron kick)  
1-61, 0:09 (6:12 - 1st)

UCD - O'Rourke 23-yd field goal  
10-61, 3:56 (2:10 - 1st)

SDSU - Warring 7-yd pass f/Chapman (Baron kick)  
5-26, 2:09 (13:10 - 2nd)

SDSU - Penny 9-yd run (Baron kick)  
6-89, 2:35 (2:08 - 2nd)

SDSU - Richardson 21-yd pass f/Chapman (Baron kick)  
8-67, 4:34 (10:21 - 3rd)

SDSU - Washington 4-yd run (Baron kick)  
9-99, 4:46 (3:01 - 3rd)

UCD - Doss 32-yd pass f/Maier (O'Rourke kick)  
9-95, 3:36 (9:55 - 4th)

UCD - Montgomery 32-yd pass f/Maier (O'Rourke kick)  
5-50, 1:29 (6:22 - 4th)

	UCD	SDSU
First Downs	16	27
Rushes-Yards	27-57	52-276
Passing Yards	258	237
C-A-I	19-24-2	17-23-1
Total Offense	51-315	75-513
Fumbles-Lost	2-1	1-1
Penalties-Yards	9-79	10-87
Possession Time	20:54	39:06
Turnovers	3	2
Average Field Pos.	UCD 2	SDSU 30

## INDIVIDUAL STATS

**Rushing (Att.-Yards-TDs):** UCD: Modise 10-44-0; Moore 2-15-0; Layton 2-6-0; Maier 4-2-0; Montgomery 1-1-0; Williams 5-(-2)-0; Spencer 3-(-9)-09. SDSU: Penny 21-197-2; Washington 14-66-1; Woolsey 3-20-0; Wormhoudt 6-11-0; Jasmin 4-2-0; Agnew 1-(-2)-0; Trevillion 1-(-3)-0; Chapman 2-(-15)-0.

**Passing (Comp.-Att.-Int., Yards, TDs):** UCD: Maier 19-24-2, 258, 2. SDSU: Chapman 16-21-1, 220, 2; Agnew 1-2-0, 17, 0.

**Receiving (No.-Yards-TDs):** UCD: Doss 8-181-1; Cummins 3-30-0; Montgomery 3-9-1; Preece 2-32-0; Spencer 2-6-0; Modise 1-0-0. SDSU: Warring 5-74-1; Holer 3-19-0; Trevillion 2-38-0; Truxton 2-23-0; Houston 1-23-0; Richardson 1-21-1; Macklin 1-17-0; Wilson 1-15-0; Bawden 1-7-0.

## Game Statistics

San Diego State 7 13 7 3 - 30  
Arizona State 7 7 0 6 - 20

SDSU - Penny 95-yd run (Baron kick)  
3-99, 1:30 (8:04, 1st)

ASU - Ballage 1-yd run (Ruiz kick)  
9-85, 3:56 (0:00, 1st)

SDSU - Penny 99-yd kick return (Baron kick)  
(14:45, 2nd)

SDSU - Baron 29-yd field goal  
11-43, 5:49 (7:39, 2nd)

ASU - Harry 5-yard pass from Wilkins (Ruiz kick)  
7-77, 2:39 (4:54, 2nd)

SDSU - Baron 27-yard field goal  
4-9, 0:24 (0:06, 2nd)

SDSU - Penny 33-yd pass f/Chapman (Baron kick)  
11-58, 6:28 (1:52, 3rd)

SDSU - Baron 32-yard field goal  
5-17, 1:10 (14:45, 4th)

ASU - Darby 53-yd pass f/Wilkins  
10-75, 6:11 (8:34, 4th)

	SDSU	ASU
First Downs	14	15
Rushes-Yards	43-279	31-44
Passing Yards	73	298
C-A-I	9-18-0	20-33-0
Total Offense	352	342
Fumbles-Lost	0-0	3-1
Penalties-Yards	12-95	5-50
Possession Time	31:43	28:17
Turnovers	0	1
Average Field Position	SDSU 38	ASU 25

## INDIVIDUAL STATS

**Rushing (Atts.-Yards-TDs):** SDSU: Penny 18-216-1; Washington 16-56-0; Chapman 8-9-0; Team 1-(-2)-0. ASU: Ballage 15-44-1; Ralston 3-18-0; Team 1-(-1)-0; Harry 1-(-2)-0; Wilkins 11-(-15)-0

**Passing (Att.-Comp.-Int., Yards, TDs):** SDSU: Chapman 9-18-0, 73, 1. ASU: Wilkins 20-33-0, 298, 2; Harry 0-0-0, 0, 0.

**Receiving (No.-Yards-TDs):** SDSU: Penny 4-38-1; Bawden 2-13-0; Warring 1-8-0; Truxton 1-7-0; Holder 1-7-0. ASU: Harry 5-49-1; Williams 4-71-0; Darby 3-111-1; Harvey 3-36-0; Ralston 3-15-0; Ballage 2-16-0.



# 2017 Game Recaps



EIGHT STRAIGHT BOWL GAME APPEARANCES ► 21 CONFERENCE CHAMPIONSHIPS

	<b>Stanford</b>	<b>17</b>
	<b>San Diego State</b>	<b>20</b>

	<b>San Diego State</b>	<b>28</b>
	<b>Air Force</b>	<b>24</b>

Sept. 16, 2017 | San Diego Stadium | San Diego, Calif. | CBSN

Sept. 23, 2017 | Falcon Stadium | USAF Academy, Colo. | CBSN

**SAN DIEGO** - Christian Chapman connected with David Wells on an 8-yard touchdown pass with 54 seconds remaining to lift San Diego State to a thrilling 20-17 come-from-behind victory over No. 19/19 Stanford in front of 43,040 fans at San Diego Stadium.

Chapman led a balanced offense for the Aztecs, completing 21 of 29 passes for 187 yards with no interceptions, while Rashaad Penny rushed for 175 yards on a career-high 32 carries and one TD.

SDSU drove 75 yards for the eventual game-winning touchdown in 11 plays, consuming 5:21 on the clock after forcing a Cardinal punt on the previous possession.

The Aztecs moved the ball 22 yards to their own 47, before the teams were forced to endure a 22-minute delay due to a stadium power failure. When play resumed, SDSU advanced to the Cardinal 19, aided by an 11-yard scamper by Penny and a 12-yard completion from Chapman to Juwan Washington.

Shortly thereafter on third down, Chapman hit Mikah Holder for another 11-yard gain to set up a first-and-goal, before finding Wells for the go-ahead score. The Aztecs quickly extinguished Stanford's final threat after the kickoff, as Kameron Kelly intercepted Keller Chryst's first-down pass at the SDSU 37.

SDSU marched 33 yards into Stanford territory on its first possession, but the Aztecs turned the ball over on downs when Penny was stopped short on a 4th-and-2 rush from the Cardinal 29.

After a scoreless first quarter, SDSU drew first blood when John Baron II drilled a 43-yard field goal, capping a 14-play, 58-yard drive that chewed up 6:35 on the clock.

However, Stanford needed just three plays on the ensuing possession to take its first lead of the game, as Bryce Love broke off a 51-yard touchdown run, putting the visitors up, 7-3.

With time winding down in the quarter, the Aztecs caught a huge break when Ron Smith intercepted a Chryst pass and returned it 22 yards to the Stanford 15 with just 1:14 left before intermission. SDSU quickly capitalized on its good fortune, as Chapman hit tight end Kahale Warring on two straight passes before Penny burst up the middle to the end zone from four yards away to give the Aztecs a 10-7 lead.

SDSU dodged a bullet near the end of the half, as Damon Moore recovered a Chryst fumble at the Aztec 27 with just 19 seconds remaining on the clock. After a 27-yard kickoff return and a 16-yard completion from Chryst to Dalton Schultz, SDSU was flagged for unsportsmanlike conduct, giving Stanford a first down on the 25. However on the very next play, Kelly sacked Chryst for a 7-yard loss, as Moore corralled the loose ball.

The two teams traded field goals in the third quarter, with Baron connecting from 36 yards out at the 8:33 mark to punctuate the Aztecs' first foray down the field. Penny gained 20 yards on the drive, while Chapman hooked up with Wells for a 14-yard gain. SDSU was poised to attempt a fourth-and-1 conversion from the Stanford 13, but settled for the three points after a substitution infraction.

The Cardinal answered with a 20-yard field goal of its own by Jet Toner, driving 71 yards in eight plays to tighten the score at 13-10 with 4:51 to go in the period. Earlier, Love's 47-yard run put Stanford within striking distance at the SDSU 13; however, the Aztec defense kept the visitors out of the end zone after yielding just nine yards on the next three plays.

Stanford seized the momentum early in the fourth quarter when Love ran for a 53-yard touchdown that put the Cardinal back on top 17-13. SDSU quickly responded with a methodical march into Stanford territory, highlighted by Penny's 36-yard burst that gave the host school a first down at the Cardinal 20. However, the Aztecs were unable to salvage any points after failing to overcome a false start penalty and a 9-yard sack, while Baron came up short on a 50-yard field goal attempt.

On its next drive, Stanford managed just one first down before Troy Cassidy and Anthony Luke combined on a huge sack of Chryst following a false start penalty. Faced with a second-and-21 situation, the Cardinal gained just nine yards on the next two plays before punting to set up SDSU's eventual game-winning march.

**USAF ACADEMY, Colo.** - Rashaad Penny scored three times, including a 53-yard run with 5:39 remaining, to lift No. 22/25 San Diego State to a 28-24 win over Air Force on a wet and stormy Saturday night at Falcon Stadium.

Penny also scored from 2 yards out and from 20 yards as the Aztecs (4-0, 1-0 MW) and Falcons (1-2, 0-1 MW) had to weather an hour and 28-minute lightning delay midway through the first quarter. The game also featured five fumbles (one lost), an interception, a blocked punt and a missed field goal.

SDSU improved to 4-0 for the first time since 1981 and for just the second time in the last 42 years. San Diego State also won as a ranked team for the first time since Nov. 21, 1977. It was the sixth straight win for the Aztecs and 25th victory over their last 28 games.

AFA jumped out to the lead as Ronald Cleveland rumbled in from 29 yards out. The PAT failed, however, keeping it at 6-0 with 2:46 left in the first quarter.

After trading punts, Air Force got the ball in good field position at the SDSU 35 after a 17-yard boot. San Diego State, however, was able to keep the Falcons to a field goal and Luke Strebel made a 45-yarder with a stiff and rainy headwind to take a 9-0 lead.

On their ensuing drive, the Aztecs appeared to be heading for their third 3 and out, but a roughing the kicker call on a punt allowed SDSU to have another chance.

Right before San Diego State's next play, lightning struck in the area and play would not resume again until an hour and 28 minutes later. On the Aztecs' first play out of the delay, quarterback Christian Chapman found Kahale Warring for a 42-yard pass that got SDSU all the way to the AFA 12. Four plays later Rashaad Penny punched it in from 2 yards to put San Diego State on the scoreboard with 5:55 left in the second quarter.

The Aztecs got all the way to the 10 on their first drive of the second half, but Chapman was sacked and fumbled, keeping the score at 9-7.

SDSU forced a 3 and out, and used a methodical 11-play, 73-yard drive over 5:21 to take its first lead of the game on a 20-yard run by Penny with 1:49 left in the third quarter.

Early in the fourth quarter, Air Force blocked a Brandon Heicklen punt and ended up with the ball on the San Diego State 4. Two plays later Arion Worthman pounded it in from the 1 and, after a successful 2-point conversion, the Falcons went back up at 17-14, with 12:35 left in the fourth quarter.

The Aztecs wasted no time responding, using just three plays to take back their lead when Chapman found David Wells from 28 yards out off a play-action pass.

AFA took back the lead at 24-21 with 6:16 left as Tim McVey finished an 11-play, 75-yard drive with a 12-yard run down the sideline.

SDSU once again used a short drive with two explosive plays - a 22-yard pass from Chapman to Mikah Holder and a 53-yard run by Penny - to take back the lead at 28-24 with 5:39 left.

After the team traded punts, Air Force had one last chance to win it with just over two minutes left, but Trey Lomax intercepted Worthman's fourth-down pass to seal the win for San Diego State, its school-record seventh straight over the Falcons.

Penny finished with 128 yards on 20 carries (6.4 avg.), his fourth consecutive game with at least 100 yards, and tied a career high with the three touchdowns.

Chapman passed for 180 yards and a touchdown, completing 10 of 16 passes.

Parker Baldwin led the Aztec defense with 13 tackles.

SDSU, which improved to 19-2 in its last 21 games against Mountain West opponents, did not record a penalty for the first time since Oct. 13, 2012 and for just the second time since at least 1996.

## Game Statistics

Stanford	0	7	3	7	-	17
San Diego State	0	10	3	7	-	20

<b>SDSU</b> - Baron 43-yard field goal	14-58, 6:28 (14:05, 2nd)
<b>STAN</b> - Love 51-yard run (Toner kick)	3-63, 1:20 (12:38, 2nd)
<b>SDSU</b> - Penny 4-yard run (Baron kick)	3-63, 1:20 (00:43, 2nd)
<b>SDSU</b> - Baron 36-yard field goal	11-57, 6:27 (8:33, 3rd)
<b>STAN</b> - Toner 20-yard field goal	8-71, 3:42 (4:51, 3rd)
<b>STAN</b> - Love 53-yard run (Toner kick)	4-65, 1:51 (14:51, 4th)
<b>SDSU</b> - Wells 8-yard pass f/Chapman (Baron kick)	11-75, 5:21 (00:54, 4th)

	STAN	SDSU
First Downs	9	21
Rushes-Yards	22-174	49-171
Passing Yards	64	187
C-A-I	9-20-2	21-29-0
Total Offense	238	358
Fumbles-Lost	0-0	0-0
Penalties-Yards	4-20	7-81
Possession Time	18:46	41:14
Turnovers	2	0
Average Field Position	SDSU 29	STAN 32

### INDIVIDUAL STATS

**Rushing (Atts.-Yards-TDs):** STAN: Love 13-184-2; Wedington 1-9-0; Scarlett 3-5-0; Speights 1-2-0. SDSU: Penny 32-175-1; Washington 8-30-0; Team 1(-1)-0; Chapman 8(-33)-0.

**Passing (Att.-Comp.-Int., Yards, TDs):** STAN: Chryst 8-19-2, 56, 0; Burns 1-1-0, 8, 0. SDSU: Chapman 21-29-0, 187, 1.

**Receiving (No.-Yards-TDs):** STAN: Irwin 6-49-0; Wedington 1-8-0; Harrington 1-4-0; Love 1-3-0. SDSU: Holder 7-85-0; Penny 5-31-0; Wells 5-30-1; Washington 2-20-0.

## Game Statistics

San Diego State	0	7	7	14	-	28
Air Force	6	3	0	15	-	24

<b>AF</b> - Cleveland 29-yard run (Strebel pass failed)	10-79, 4:48 (2:46, 1st)
<b>AF</b> - Strebel 45-yard field goal	4-8, 1:36 (10:05, 2nd)
<b>SDSU</b> - Penny 2-yard run (Baron kick)	7-75, 4:10 (5:55, 2nd)
<b>SDSU</b> - Penny 20-yard run (Baron kick)	11-73, 5:21 (1:49, 3rd)
<b>AF</b> - Worthman 1-yard run (Bennett pass f/Worthman)	2-4, 0:44 (12:35, 4th)
<b>SDSU</b> - Wells 28-yard pass f/Chapman (Baron kick)	3-75, 1:03 (11:32, 4th)
<b>AF</b> - McVey 12-yard run (Strebel kick)	11-75, 5:11 (6:16, 4th)
<b>SDSU</b> - Penny 53-yard run (Baron kick)	2-75, 0:37 (5:39, 4th)

	SDSU	AF
First Downs	19	14
Rushes-Yards	41-187	60-220
Passing Yards	180	33
C-A-I	10-16-0	2-6-1
Total Offense	367	253
Fumbles-Lost	1-1	4-0
Penalties-Yards	0-0	5-52
Possession Time	28:01	31:59
Turnovers	1	1
Average Field Position	SDSU 27	AF 33

### INDIVIDUAL STATS

**Rushing (Atts.-Yards-TDs):** SDSU: Penny 20-128-3; Washington 14-68-0; Team 2(-2)-0; Chapman 5(-7)-0. AF: Wilson 20-99-0; Worthman 26-62-1; McVey 7-44-1; Cleveland 1-29-1; Stafford 1-6-6; Birdow 1-3-0; Williams 2-3-0; Miller 1(-3)-0; Scott 1(-23)-0.

**Passing (Att.-Comp.-Int., Yards, TDs):** SDSU: Chapman 10-16-0, 180, 1. AF: Worthman 1-5-1, 2, 0; Williams 1-1-0, 31, 0.

**Receiving (No.-Yards-TDs):** SDSU: Penny 3-18-0; Holder 2-46-0; Warring 1-42-0; Wilson 1-31-0; Wells 1-28-1; Truxton 1-14-0; Bawden 1-1-0. AF: Sanders 1-31-0; Williams 1-2-0.

# 2017 Game Recaps



EIGHT STRAIGHT BOWL GAME APPEARANCES ► 21 CONFERENCE CHAMPIONSHIPS



**Northern Illinois 28**



**San Diego State 34**

Sept. 30, 2017 | SDCCU Stadium | San Diego, Calif. | CBSN

**SAN DIEGO** - No. 19/21 San Diego State moved to 5-0 for the first time since 1975 after earning a hard-fought 34-28 triumph over Northern Illinois in front of 35,717 fans at SDCCU Stadium.

Despite getting outgained, 429-263, including a 269-136 spread in passing yardage, the Aztecs converted two Husky turnovers into 14 points, before coming up with two crucial interceptions late in the fourth quarter to help secure the team's seventh consecutive victory dating back to last year.

Rashaad Penny was bottled up for much of the first half, but still gained 107 yards on 25 carries. In addition, Christian Chapman completed 10 of 19 passes for 136 and two touchdowns, while tight end Kahale Warring posted three catches for 39 yards and one score.

Juwan Washington electrified the crowd on the opening kickoff return, racing 96 yards through tacklers for a touchdown to give SDSU an early 7-0 lead.

However, NIU responded with a 7-play, 73-yard drive, culminating in a 34-yard scoring strike from quarterback Daniel Santacaterina to wide receiver Christian Blake down the right sideline.

After an Aztecs' three-and-out, reserve linebacker Andrew Aleki alertly pounced on a loose ball at the Husky 33-yard line after a fumble by NIU running back Andrew Parchment.

SDSU wasted little time capitalizing on its good fortune, as Chapman lofted a pass to Penny, who outran the secondary on the very next snap, putting the host school up 14-7 with just over five minutes elapsed in the period.

The Huskies answered with another long drive, marching 77 yards in 13 plays to even the score at 14-14. Santacaterina connected with Blake six times for 44 yards on the possession, including the final 10 for the tying touchdown.

NIU seemed poised to take the lead early in the second quarter, advancing 71 yards in 10 plays to the SDSU 20. However on 2nd-and-4, safety Tariq Thompson stepped in front of a Santacaterina slant pass and returned it 83 yards for the go-ahead score.

After a Husky punt, the Aztecs finally managed a long drive as Chapman found a wide-open Warring in the end zone from eight yards out to cap a 7-play, 66-yard march with just 2:12 remaining in the first half.

With time winding down, SDSU got the ball back following another punt and swiftly marched into NIU territory. On 4th-and-1 from the Husky 44, Penny scampered 23 yards to help set up John Baron's 38-yard field goal with just seven seconds left, which gave the Aztecs a 31-14 advantage at intermission.

NIU flashed its big-play capability on the second snap of the third period when Santacaterina found a streaking Spencer Fears, who darted down the sideline in full stride for an 81-yard touchdown reception, which narrowed the gap to 31-21.

Later in the period, the Huskies trimmed the margin to 31-28, as reserve quarterback Marcus Childers scored on a keeper from one yard out.

The two teams traded possessions before the Aztecs tacked on a key 21-yard field goal by Baron with 45 seconds elapsed in the fourth quarter to extend the margin to 34-28. After Penny got SDSU out of the hole with a 25-yard sweep down the right sideline, Chapman hit Collin Andrews for an 11-yard gain, while Washington soon followed with an 11-yard burst to put Baron in range for a chip shot.

Late in the game, the Huskies went for broke on a 1st-and-10 play from the SDSU 20. However, Kameron Kelly extinguished the threat with an interception at the 1-yard line.

A personal foul penalty on Kelly's 44-yard return placed the ball back at the 30 with 2:28 left in the game, but SDSU was unable to gain a first down and promptly punted to the Husky 15. Three plays later, Thompson came up huge with his second interception of Santacaterina at the NIU 20 with just 1:42 to go.



**San Diego State 41**



**UNLV 10**

Oct. 7, 2017 | Sam Boyd Stadium | Las Vegas, Nev. | ESPN2

**LAS VEGAS** - No. 19/21 San Diego State became bowl eligible for the eighth consecutive season, continuing its undefeated start with a 41-10 road victory against UNLV in Las Vegas.

Rashaad Penny ran for 170 yards and two touchdowns to lift the Aztecs over the Rebels, who were playing in their first game since a mass shooting that killed 58 people on the Las Vegas Strip earlier in the week.

Penny recorded his sixth straight 100-yard game to open the season, joining Marshall Faulk in 1992 as the only players in school history to accomplish the feat.

Outrushing the Rebels, 302-106, San Diego State held UNLV to its fewest rushing yards in a game since rushing for 80 against the Aztecs on Nov. 21, 2015. Three of UNLV's five fewest rushing games since 2015 have come vs. SDSU.

The game got off to a slow start, with the teams trading field goals in the first quarter.

On their first possession of the game, the Aztecs marched 69 yards down the field, led by Penny, but the senior running back fumbled the ball on 2nd-and-goal at the 1-yard line and was recovered by UNLV.

San Diego State settled for a field goal by John Baron II on the ensuing possession, answered by the Rebels on their subsequent drive.

The Aztecs were able to get their offense rolling on their first drive of the second quarter. A 14-yard quarterback keeper by Christian Chapman just over three minutes into the frame lit a fuse for the Aztecs' offense.

After forcing a 3-and-out for UNLV, Quest Truxton returned the punt 30 yards, setting up a 34-yard TD run by Juwan Washington, increasing San Diego State's lead to 17-3.

UNLV was able to slow the Aztecs' roll somewhat midway through the second quarter. A 54-yard strike by UNLV quarterback Armani Rogers to Brandon Presley set up a 6-yard throw to Kendal Keys in the end zone, cutting the Aztecs' lead to 17-10.

But SDSU's defense shut down the Rebels for the remainder of the game. The Scarlet and Black scored 24 unanswered points on a Baron field goal, a pair of rushing touchdowns by Penny and redshirt freshman Chase Jasmin, his first career touchdown.

Washington added 95 yards on 10 carries and a touchdown for the Aztecs, who have won 27 of their last 30 games.

Chapman threw for 172 yards and added his first career rushing score. Chapman did not throw an interception for the fifth straight game and extended his career long streak of 111 pass attempts without a pick.

Mikah Holder had a career-high nine receptions for a season-high 144 yards. He eclipsed 100 yards receiving for the second time of his career and first time since the 2016 opener against New Hampshire.

Jasmin's five rushes and 29 yards were both career highs.

Ronley Lakalaka's six tackles led the team, helping a defense that recorded three sacks for a loss of 21 yards and six tackles for loss.

The Aztecs improved to 20-2 in their last 22 games against Mountain West opponents. SDSU won its fourth straight game vs. the Rebels, the longest streak in the 27-game series for either team.

## Game Statistics

Northern Illinois	14	0	14	0	-	28
San Diego State	14	17	0	3	-	34

SDSU - Washington 96-yard kickoff return (Baron kick) (14:47, 1st)		
NIU - Blake 34-yard pass f/Santacaterina (Hagan kick) 7-73, 2:53 (11:49, 1st)		
SDSU - Penny 33-yard pass f/Chapman (Baron kick) 1-33, 0:55 (9:55, 1st)		
NIU - Blake 10-yard pass f/Santacaterina (Hagan kick) 13-77, 5:31 (4:18, 1st)		
SDSU - Ta. Thompson 83-yard interception return (Baron kick) (9:00, 2nd)		
SDSU - Warring 8-yard pass f/Chapman (Baron kick) 7-66, 3:45 (2:12, 2nd)		
SDSU - Baron 38-yard field goal 7-32, 0:43 (0:07, 2nd)		
NIU - Tears 81-yard pass f/Santacaterina (Hagan kick) 2-82, 0:37 (14:17, 3rd)		
NIU - Childers 1-yard run (Hagan kick) 4-60, 1:36 (5:39, 3rd)		
SDSU - Baron 21-yard field goal 8-64, 4:01 (14:15, 4th)		

	NIU	SDSU
First Downs	23	10
Rushes-Yards	46-160	36-127
Passing Yards	269	136
C-A-I	24-40-3	10-20-0
Total Offense	429	263
Fumbles-Lost	1-1	0-0
Penalties-Yards	4-42	10-126
Possession Time	34:27	25:33
Turnovers	4	0
Average Field Position	NIU 31	SDSU 35

## INDIVIDUAL STATS

**Rushing (Atts.-Yards-TDs):** NIU: Huff 25-148-0; Childers 5-20-1; Jones 5-16-0; Tears 3-5-0; Brown 1-4-0; Team 1-(-1)-0; Parchment 1-(-4)-0; Santacaterina 5-(-28)-0. SDSU: Penny 25-107-0; Washington 4-19-0; Chapman 4-7-0; Team 3-(-6)-0.

**Passing (Att.-Comp.-Int., Yards, TDs):** NIU: Santacaterina 24-39-3, 269, 3; Childers 0-1-0, 0, 0. SDSU: Chapman 10-19-0, 136, 2.

**Receiving (No.-Yards-TDs):** NIU: Blake 13-160-2; Tears 5-105-1; Brown 4-(-3)-0; Huff 1-4-0; Wimmann 1-3-0. SDSU: Warring 3-39-1; Penny 2-32-1; Truxton 2-28-0; Wells 1-23-0; Andrews 1-11-0; Collins 1-3-0.

## Game Statistics

San Diego State	3	17	7	14	-	41
UNLV	3	7	0	0	-	10

SDSU - Baron 27-yard field goal 7-40, 3:46 (2:57, 1st)		
UNLV - Gutierrez 35-yard field goal 6-57, 2:31 (0:26, 1st)		
SDSU - Chapman 14-yard run (Baron kick) 7-68, 11:57, 2nd		
SDSU - Washington 34-yard run (Baron kick) 1-34, 0:09 (10:04, 2nd)		
UNLV - Keys 6-yard pass f/Rogers 8-79, 4:12 (5:48, 2nd)		
SDSU - Baron 33-yard field goal 11-47, 1:15 (0:21, 2nd)		
SDSU - Penny 3-yard run (Baron kick) 6-80, 2:58 (7:29, 3rd)		
SDSU - Penny 2-yard run (Baron kick) 10-68, 5:29 (7:11, 4th)		
SDSU - Jasmin 8-yard run (Baron kick) 5-29, 2:47 (1:40, 4th)		

	SDSU	UNLV
First Downs	27	12
Rushes-Yards	46-302	31-106
Passing Yards	172	177
C-A-I	14-24-0	12-28-0
Total Offense	474	283
Fumbles-Lost	1-1	0-0
Penalties-Yards	4-19	5-49
Possession Time	34:16	25:44
Turnovers	1	0
Average Field Position	SDSU 39	UNLV 20

## INDIVIDUAL STATS

**Rushing (Atts.-Yards-TDs):** SDSU: Penny 27-170-2; Washington 10-95-1; Jasmine 5-29-1; Chapman 3-8-1; Team 1-0-0. UNLV: Thomas 14-54-0; Rogers 15-51-0; Campbell 1-1-0; Presley 1-0-0.

**Passing (Att.-Comp.-Int., Yards, TDs):** SDSU: Chapman 14-24-0, 172, 0. UNLV: Rogers 12-27-0, 177, 1; Presley 0-1-0, 0, 0.

**Receiving (No.-Yards-TDs):** SDSU: Holder 9-144-0; Penny 2-8-0; Warring 1-11-0; Trevillion 1-7-0; Wells 1-2-0. UNLV: Presley 3-77-0; Boyd 3-32-0; Tejchman 2-43-0; Woods, Jr. 1-8-0; Thomas 1-6-0; Keys 1-6-1; Holt 1-5-0.

# 2017 Game Recaps



EIGHT STRAIGHT BOWL GAME APPEARANCES ► 21 CONFERENCE CHAMPIONSHIPS

**Boise State** **31**

---

**San Diego State** **14**

**Fresno State** **27**

---

**San Diego State** **3**

Oct. 14, 2017 | SDCCU Stadium | San Diego, Calif. | CBSN

**SAN DIEGO** – No. 19/18 San Diego State experienced its first defeat of the 2017 campaign, falling to Boise State, 31-14, in front of 49,053 fans at SDCCU Stadium. With the loss, the Aztecs saw their eight-game winning streak dating back to last year snapped.

Despite outgaining the Broncos in total offense, 323-311, SDSU was limited to 83 yards rushing after entering the contest with an average of 222.8 yards on the ground.

Rashaad Penny became the sixth Aztec running back with multiple 1,000-yard rushing seasons in program history, but ran for just for 53 yards and one touchdown on 21 carries.

The game began as a defensive struggle, with neither side able to muster a first down on the first five series of the night.

Boise State drew first blood with 6:17 remaining in the first quarter when Avery Williams returned a punt 53 yards for a touchdown, giving the visitors a 7-0 lead it would never relinquish.

SDSU's next foray down the field started fast with Mikah Holder's 15-yard reception, but two plays later, Bronco safety Kekaula Kanhio picked up an errant lateral attempt by Christian Chapman in the backfield and raced 34 yards untouched into the end zone, putting the Broncos up 14-0.

Chapman, who suffered four sacks in the first half and was under constant duress all night, completed 12 of 27 passes for 240 yards and one touchdown, while Holder finished with three catches for 47 yards.

The Aztecs finally marched into enemy territory on their first possession of the second quarter, aided by a face mask penalty and a pair of completions to Holder and Nick Bawden covering 20 and 12 yards, respectively. However, the drive stalled at the Boise State 36 after Kahale Warring dropped a 3rd-down pass inside the red zone.

Later in the period, the Broncos increased their advantage when Brett Rypien connected with Jake Roh on a 3-yard scoring strike, capping an 11-play, 77-yard drive that consumed just under six minutes on the clock. Earlier, Rypien got Boise State out of a hole with a 31-yard scramble before hooking up with Cedrick Wilson for a 19-yard completion on a 3rd-and-5.

Facing a 21-0 deficit, SDSU found itself shut out at intermission for the first time since Sept. 7, 2013, at No. 3 Ohio State.

The Aztecs broke their scoring drought with 4:15 left in the third quarter when Chapman hit Fred Trevillion in stride for an electrifying 89-yard touchdown pass, marking the fourth-longest completion in program history.

However, SDSU was unable to keep the Broncos off the field, as the visitors responded with a 19-yard field goal by Haden Hoggarth to increase their advantage to 24-7 early in the fourth quarter. Moments earlier, Wilson put Boise State in scoring range with a 41-yard catch down to the Aztec 7.

Stung, SDSU mounted its first sustained march of the game later in the period, advancing 84 yards in 10 plays before Penny swept around the left end for an 11-yard touchdown run, which narrowed the gap to 24-14. Chapman was 4-for-5 on the drive, including a 19-yard connection to Juwan Washington.

Needing a quick stop with 10:06 left in the game, the Aztecs yielded another lengthy Boise State advance, punctuated by Alex Mattison's a 4-yard touchdown burst up the middle. The Broncos exhausted just over five minutes, gaining 63 of 70 yards on the ground to build an insurmountable 31-14 lead.

Mattison finished with 128 yards rushing in 23 attempts, while Rypien was 11-for-19 passing with 72 yards and one score.

SDSU, which fielded the same 11 starters on defense for the seventh straight game, was paced by Trey Lomax, who logged a season-high 10 tackles, including seven solo stops, while Ronley Lakalaka finished with eight tackles of his own.

**SAN DIEGO** – San Diego State dropped its second straight game after suffering a 27-3 loss to Fresno State on Homecoming Night at SDCCU Stadium. With the defeat, the Aztecs fell two games behind the Bulldogs in the West Division standings of the Mountain West.

Despite running eight more plays (62-54) and maintaining a near three-minute advantage in time of possession (31:24-28:36), SDSU was outgained in total offense, 375-255, including a 176-90 margin in passing yards. In addition, Fresno State forced the game's lone turnover inside its own 10, squashing the Scarlet and Black's best scoring threat.

The Aztecs were pinned deep after receiving the opening kickoff, but marched from their own 8-yard line all the way down to the Bulldog 4. Rashaad Penny keyed the drive with a 21-yard burst down the right sideline, while Juwan Washington added a 15-yard run to give the host school a 1st-and-goal opportunity.

However, two plays after a holding penalty, Fresno State defensive back Mike Bell recovered a Penny fumble at the 10-yard line, short-circuiting the Aztecs' momentum.

Following an exchange of punts, the Bulldogs needed just four plays to go 61 yards for the game's first score. After Marcus McMaryion connected with Jamire Jordan for a 48-yard reception, Josh Hokit dove in from the 1 to put the visitors up 7-0 with 15 seconds remaining in the first quarter.

On the ensuing drive, Washington powered his way past defenders for a 45-yard gain, giving SDSU a first down at the Fresno State 24. However, the Bulldog defense stiffened, forcing the Aztecs to settle for a 37-yard field goal by John Baron with just over three minutes elapsed in the second period. Fresno State found the end zone once again on its next possession, increasing its lead to 14-3 courtesy of Hokit's 26-yard touchdown run on a 3rd-and-2 situation.

Later in the quarter, the Bulldogs tacked on a 38-yard field goal by Jimmy Camacho with 2:05 left to give the contest its 17-3 score at intermission. SDSU came up empty in the second half, recording just one first down on three possessions in the third quarter.

The Bulldogs padded their lead on 43-yard field goal by Camacho with 6:03 left in the period, while Hokit added his third touchdown of the night on a four-yard scamper just over five minutes later to close out the scoring.

Penny was held to 69 yards on 15 attempts, marking his second straight contest under 100 yards, while Washington gained 68 yards on seven carries.

Despite finishing his seventh consecutive game without an interception, Christian Chapman threw for just 77 yards on 10-of-20 passing and was sacked four times. Meanwhile, Mikah Holder led the receiving corps with four catches for 35 yards.

Conversely, Fresno State running back Jordan Sims led all players with 112 yards rushing on 21 attempts, while Hokit added 77 yards on 14 carries.

The Aztec defense was paced by Ronley Lakalaka, who matched his season high with 10 tackles, including eight solo stops, while Sergio Phillips totaled six tackles of his own, one short of his season best.

## Game Statistics

Boise State	14	7	0	10	-	31
San Diego State	0	0	7	7	-	14

- BSU** - Williams 53-yard punt return (Hoggarth kick) (6:17, 1st)
- BSU** - Kaniho 34-yard fumble recovery (Hoggarth kick) (4:20, 1st)
- BSU** - Roh 3-yard pass f/Rypien (Hoggarth kick) 11-77, 5:58 (3:11, 2nd)
- SDSU** - Trevillion 89-yard pass from Chapman (Baron kick) 1-89, 0:10 (4:15, 3rd)
- BSU** - Hoggarth 19-yard field goal 10-75, 4:18 (14:52, 4th)
- SDSU** - Penny 11-yard run (Baron kick) 10-84, 4:42 (10:06, 4th)
- BSU** - Mattison 4-yard run (Hoggarth kick) 9-70, 5:09 (4:52, 4th)

	BSU	SDSU
First Downs	15	16
Rushes-Yards	34-186	39-83
Passing Yards	125	240
C-A-I	14-23-0	12-27-0
Total Offense	57-311	66-323
Fumbles-Lost	0-0	1-1
Penalties-Yards	3-35	3-24
Possession Time	28:41	31:19
Turnovers	0	1
Average Field Position	BSU 32	SDSU 20

## INDIVIDUAL STATS

**Rushing (Atts.-Yards-TDs):** **BSU:** Mattison 23-128-1; Rypien 1-31-0; Wolpin 7-27-0; Cozart 2-1-0. **SDSU:** Penny 21-53-1; Chapman 14-26-0; Holder 1-6-0; Washington 3-(-2)-0.

**Passing (Att.-Comp.-Int., Yards, TDs):** **BSU:** Rypien 11-19-0, 72, 1; Cozart 3-4-0, 53, 0. **SDSU:** Chapman 12-27-0, 240, 1.

**Receiving (No.-Yards-TDs):** **BSU:** Roh 6-27-1; Wilson 2-60-0; Modster 2-10-0; Mattison 1-9-0; Cozart 1-9-0; Thomas 1-5-0; Wolpin 1-5-0. **SDSU:** Holder 3-47-0; Trevillion 2-128-1; Truxton 2-14-0; Bawden 2-12-0; Washington 1-19-0; Houston 1-11-0; Wells 1-9-0.

## Game Statistics

Fresno State	7	10	10	0	-	27
San Diego State	0	3	0	0	-	3

- FS** - Hokit 1-yard run (Camacho kick) 4-61, 1:48 (00:15, 1st)
- SDSU** - Baron 37-yard field goal 8-67, 3:18 (11:53, 2nd)
- FS** - Hokit 26-yard run (Camacho kick) 6-75, 2:21 (9:32, 2nd)
- FS** - Camacho 38-yard field goal 11-42, 5:22 (2:05, 2nd)
- FS** - Camacho 43-yard field goal 11-63, 5:22 (6:03, 3rd)
- FS** - Hokit 4-yard run (Camacho kick) 5-51 2:38 (1:54, 3rd)

	FS	SDSU
First Downs	15	14
Rushes-Yards	38-199	39-265
Passing Yards	176	90
C-A-I	10-16-0	11-23-0
Total Offense	54-375	62-255
Fumbles-Lost	0-0	2-1
Penalties-Yards	5-40	5-40
Possession Time	28:36	31:24
Turnovers	0	1
Average Field Position	FSU 28	SDSU 25

## INDIVIDUAL STATS

**Rushing (Atts.-Yards-TDs):** **FS:** Mims 21-112-0; Hokit 14-77-3; O'Neal 2-11-0; Team 1-(-1)-0. **SDSU:** Penny 15-69-0; Washington 7-68-0; Agnew 4-39-0; Jasmin 1-(-1)-0; Chapman 12-(-10)-0.

**Passing (Att.-Comp.-Int., Yards, TDs):** **FS:** McMaryion 10-16-0, 176, 0. **SDSU:** Chapman 10-20-0, 77, 0; Agnew 1-3-0, 13, 0.

**Receiving (No.-Yards-TDs):** **FS:** Johnson 4-47-0; Scott 3-57-0; Jordan 2-56-0; O'Neal 1-16-0. **SDSU:** Holder 4-35-0; Wilson 3-29-0; Bawden 2-10-0; Penny 1-9-0; Houston 1-7-0.

# 2017 Game Recaps



EIGHT STRAIGHT BOWL GAME APPEARANCES ▶ 21 CONFERENCE CHAMPIONSHIPS

**San Diego State** 28

---

**Hawai'i** 7

Oct. 28, 2017 | Aloha Stadium | Honolulu, Hawaii | ESPN2

**HONOLULU** - Rashaad Penny ran for a career-high 253 yards and two touchdowns, and San Diego State limited Hawai'i to just 195 yards of total offense in a 28-7 victory at Aloha Stadium.

Penny rushed for a 1-yard touchdown run in the third quarter and a 63-yard score in the fourth as the Aztecs stopped their two-game skid. Penny ended up with 173 of his 253 yards in the second half, including 141 on just six carries (23.5 avg.) in the fourth quarter.

SDSU, which entered the game without a lead in each of its past two contests, used a methodical 14-play, 68-yard drive in the first quarter over 6:09, punctuated with a 1-yard touchdown run by Juwan Washington to take a 7-0 lead.

After forcing its third straight 3-and-out to start the game, San Diego State got into Rainbow Warrior field position on just two plays - a 14-yard run by Penny and a 23-yard pass from Christian Chapman to Mikah Holder. Chapman later found Holder on a 16-yard touchdown pass on a 3rd-and-12 to put the Aztecs up, 14-0, early in the second quarter.

UH answered with a 16-play, 88-yard drive, extended in part due to two SDSU penalties on fourth down, when quarterback Dru Brown leapt in from the 1-yard line to halve San Diego State's lead at the half.

After trading punts to start the third quarter, the Aztecs took advantage of an 18-yard punt return by Quest Truxton, giving the visitors the ball at the Hawai'i 40. After a 9-yard run by Penny, it appeared Chapman found David Wells for another SDSU score, but Wells was ruled down at the 1. Penny promptly punched it in to put San Diego State back up by two scores at 21-7.

Later starting out on their own 1 after a well-placed punt by the Rainbow Warriors, Penny went to work, rushing six times for all of the Aztecs' 99 yards on the drive, including a 63-yard touchdown.

Up 28-7, Penny carried three more times for 52 yards in the quarter before exiting and giving way to Washington and Chase Jasmin. Penny's 253 yards were the 12th most in a game in school history.

Neither team scored the rest of the way.

Washington added 46 yards on nine carries and the touchdown, and Holder hauled in three passes for 55 yards and another score. Chapman threw for 83 yards and a touchdown, but did throw an interception, snapping his career-long streak of 168 passes without a pick.

The offense was plenty for the stout SDSU defense. San Diego State, which had 417 yards of total offense, held UH to just 195 yards, including 35 on the ground on 23 carries. Diocemy Saint Juste, who came into the game ranked fourth in the country with 156.3 rushing yards per game and a pair of 200-yard games, was held to just 40 yards on 17 carries (2.4 avg.) by the Aztecs. SDSU also forced seven 3-and-outs in the game.

It was just the second time since 1999 that a Hawai'i team failed to break 200 total yards of offensive at Aloha Stadium.

San Diego State won its 36th straight game when rushing for at least 200 yards and beat the Rainbow Warriors for a sixth consecutive time.

Making his first career start, Kyahva Tezino led the Aztec defense with seven tackles. He entered the game with eight total stops in the first 17 games of his career.

**San Diego State** 52

---

**San José State** 7

Nov. 4, 2017 | CEFCU Stadium | San Jose, Calif. | ESPNU

**SAN JOSE, Calif.** - Rashaad Penny ran for 234 yards and three touchdowns, and Juwan Washington ran for 134 yards and two touchdowns as San Diego State cruised to a 52-7 win at San José State.

Chase Jasmin added 82 yards and a touchdown as the Aztecs set a program record with 554 yards on the ground.

SDSU built a 21-0 lead in the first quarter and took a 35-0 advantage into the halftime break. The Spartans scored on a trick play with a 54-yard pass from wide receiver Tre Walker to Justin Holmes to kick off the third quarter, before San Diego State scored the final 17 points of the game.

Penny had touchdown runs of 13 yards and 82 yards in the first quarter, and a 64-yard scamper on his only attempt of the second half, while Washington scored on a pair of 1-yard runs in the first and second quarter, respectively. Jasmin scored from nine yards out in the third quarter as the Aztecs' six rushing touchdowns were their most in a game since 1991.

Nick Bawden scored his first career touchdown - an 8-yard pass from Christian Chapman - and John Baron II made a 30-yard field goal to close out the scoring for SDSU.

Besides the 52-7 score, San Diego State dominated in almost every facet in the game, owning a 648-200 advantage in total yards, 554-33 lead in rushing yards and 43:19-16:41 advantage in time of possession. Additionally, the Aztecs converted 11 of 13 third downs and scored 21 points off three Spartan turnovers.

SDSU had two 100-yard rushers for the 28th time in program history and seventh time in its last 20 games, as Penny and Washington became San Diego State's 19th different combination to break 100 yards in the same game.

Additionally, the Aztecs' 448-yard margin of total offense and 521-yard rushing margin were Division I era (since 1969) records, and their 31 first downs were their most since 2007. SDSU did not punt for the first time since 2010 and for just the third time since at least 1996.

Chapman was 4-for-5 with 77 yards and a touchdown and Ryan Agnew completed both of his pass attempts for 17 yards. San Diego State's seven pass attempts were its fewest in the DI era, while its 245.66 pass efficiency rating was the third best.

Parker Baldwin and Kameron Kelly each recorded interceptions to lead the Aztec defense, and Ron Smith's forced fumble led to a recovery by Chibu Onyeukwu.

Making just his second career start, Kyahva Tezino posted career highs in tackles (9), tackles for loss (2.5) and sacks (2.0).

SDSU won its sixth consecutive road game, and improved to 9-1 in its last 10 road contests and 14-2 in its 16 games away from home.

San Diego State also won its 37th straight game when rushing for at least 200 yards.

The Aztecs have not trailed in the series with SJSU since taking a 34-30 lead with 3:32 to play in the 2013 game, a total of 243 minutes, 32 seconds (243:32) of game time.

## Game Statistics

San Diego State	21	14	14	3	-	52
San José State	0	0	7	0	-	7

- SDSU** - Penny 13-yard run (Baron kick) 11-75, 5:28 (9:32, 1st)
- SDSU** - Penny 82-yard run (Baron kick) 1-82, 0:12 (8:29, 1st)
- SDSU** - Washington 1-yard run (Baron kick) 9-49, 4:45 (3:29, 1st)
- SDSU** - Bawden 8-yard pass f/Chapman (Baron kick) 7-39, 3:50 (12:26, 2nd)
- SDSU** - Washington 1-yard run (Baron kick) 8-93, 4:48 (5:03, 2nd)
- SJSU** - Holmes 54-yard pass f/Walker (Crawford kick) 6-81, 2:13 (12:40, 3rd)
- SDSU** - Penny 64-yard run (Baron kick) 1-64, 0:09 (12:27, 3rd)
- SDSU** - Jasmin 9-yard run (Baron kick) 11-80, 6:32 (0:55, 3rd)
- SDSU** - Baron 30-yard field goal 9-48, 4:49 (10:18, 4th)

	SJSU	SDSU
First Downs	31	8
Rushes-Yards	71-554	21-33
Passing Yards	94	167
C-A-I	6-7-0	12-22-2
Total Offense	648	200
Fumbles-Lost	2-1	2-1
Penalties-Yards	4-25	4-30
Possession Time	43:19	16:41
Turnovers	1	3
Average Field Position	SDSU 28	SJSU 30

## INDIVIDUAL STATS

**Rushing (Atts.-Yards-TDs):** **SDSU:** Penny 20-234-3; Washington 16-134-2; Jasmin 14-82-1; Wormhoudt 7-45-0; Woolsey 5-21-0; Agnew 2-18-0; Chapman 4-12-0; Trevillion 1-10-0; Team 2-(-2)-0. **SJSU:** Nevens 15-46-0; Zigler 1-3-0; Packer 1-1-0; Aaron 4-(-17)-0.

**Passing (Att.-Comp.-Int., Yards, TDs):** **SDSU:** Chapman 4-5-0, 77, 1; Agnew 2-2-0, 17, 0. **SJSU:** Aaron 11-21-2, 113, 0; Walker 1-1-0, 54, 1.

**Receiving (No.-Yards-TDs):** **SDSU:** Holder 2-29-0; Macklin 2-17-0; Trevillion 1-40-0; Bawden 1-8-1. **SJSU:** Hartley 5-59-0; Holmes 3-80-1; Walker 2-23-0; Oliver 1-5-0; Johnson 1-0-0.

## Game Statistics

San Diego State	7	7	7	7	-	28
Hawai'i	0	7	0	0	-	7

- SDSU** - Washington 1-yard run (Baron kick) 14-68, 6:09 (3:08, 1st)
  - SDSU** - Holder 16-yard pass f/Chapman (Baron kick) 8-62, 3:04 (14:07, 2nd)
  - UH** - Brown 1-yard run (Trifomovitch kick) 16-88, 6:23 (0:24, 2nd)
  - SDSU** - Penny 1-yard run (Baron kick) 3-40, 1:01 (10:23, 3rd)
  - SDSU** - Penny 63-yard run (Baron kick) 6-99, 2:40 (13:33, 4th)
- |                        | SDSU    | UH      |
|------------------------|---------|---------|
| First Downs            | 21      | 12      |
| Rushes-Yards           | 53-334  | 23-35   |
| Passing Yards          | 83      | 160     |
| C-A-I                  | 5-11-1  | 19-33-0 |
| Total Offense          | 417     | 195     |
| Fumbles-Lost           | 1-0     | 1-0     |
| Penalties-Yards        | 8-90    | 6-46    |
| Possession Time        | 33:27   | 26:33   |
| Turnovers              | 1       | 0       |
| Average Field Position | SDSU 32 | UH 19   |

## INDIVIDUAL STATS

**Rushing (Atts.-Yards-TDs):** **SDSU:** Penny 30-253-2; Washington 9-46-1; Holder 1-23-0; Jasmin 6-17-0; Chapman 5-(-2)-0; Team 2-(-3)-0. **UH:** Saint Juste 17-40-0; Brown 6-(-5)-1.

**Passing (Att.-Comp.-Int., Yards, TDs):** **SDSU:** Chapman 5-11-1, 83, 1. **UH:** Brown 19-33-0, 16, 0.

**Receiving (No.-Yards-TDs):** **SDSU:** Holder 3-55-1; Wells 1-30-0; Houston 1-(-2)-0. **UH:** Collie 5-41-0; Armstrong-Brown 5-27-0; Barker 3-20-0; Saint Juste 3-10-0; Noa 2-15-0; Bernard 1-47-0.

# 2017 Game Recaps



EIGHT STRAIGHT BOWL GAME APPEARANCES ▶ 21 CONFERENCE CHAMPIONSHIPS

	<b>Nevada</b>	<b>23</b>
	<b>San Diego State</b>	<b>42</b>

Nov. 18, 2017 | SDCCU Stadium | San Diego, Calif. | CBSSN

**SAN DIEGO.** - Rashaad Penny set a school record with 429 all-purpose yards and scored four touchdowns to lead San Diego State to a 42-23 victory over Nevada.

Penny rushed 24 times for 222 yards (9.2 avg.) and two touchdowns, returned two kicks for 131 yards, including a 100-yard touchdown, and returned a 70-yard punt for another score. He also added a 6-yard reception.

Penny became just the second FBS player since 1996 with at least one rushing touchdown, one kick return touchdown and one punt return touchdown in the same game.

The Wolf Pack jumped out to a quick 10-0 lead in the first quarter with a 23-yard field goal by Spencer Pettit and a 48-yard pass from Ty Gangi to Brendan O'Leary-Orange.

The Aztecs answered with a 5-play, 69-yard drive when Penny scored from 23 yards out.

After SDSU forced a 3-and-out, Penny returned a punt 70 yards to put San Diego State on top at 14-10. It was the first time of his career that Penny lined up as a punt returner.

Nevada answered early in the second quarter when Gangi found O'Leary-Orange on a 9-yard touchdown strike. The key play of the 4-play 89-yard drive was an 82-yard pass from Gangi to Wyatt Demps.

The Aztecs took back the lead late in the second quarter when Christian Chapman found Mikah Holder with a 5-yard touchdown pass on a 3rd-and-4, making it 21-17, SDSU.

After forcing the Wolf Pack to punt to start the third quarter, San Diego State put together a methodical 9-play, 70-yard drive over 3:43, before Juwan Washington punched it in from the 1-yard line to take a 28-17 lead.

The teams exchanged punts before Nevada made it a one-score game once again on a 2-yard pass from Gangi to O'Leary-Orange. The Wolf Pack, however, was unable to convert the 2-point try, keeping the score at 28-23, Aztecs.

On the ensuing kickoff, Penny took it 100 yards for his seventh career kick return touchdown, tying an NCAA FBS record for most career kick return scores, and putting SDSU up by a 35-23 margin. Penny finished the scoring later in the quarter on a 67-yard touchdown run.

Penny totaled 429 all-purpose yards to break Marshall Faulk's San Diego State record of 422, set Sept. 14, 1991, vs. Pacific. The 429 yards were tied for the ninth most in a game in NCAA FBS history.

Penny became the first Aztec in program history with at least 200 rushing yards in three consecutive games and the first by an NCAA FBS player since LSU's Leonard Fournette in 2015. His four touchdowns were also a career high.

Chapman threw for 205 yards, including 85 yards to Holder on five catches, while Washington added 51 rushing yards and a touchdown on 12 carries.

Kameron Kelly paced the defense with a career-high 10 tackles, while Ronley Lakalaka, Kyahva Tezino and Tariq Thompson had nine tackles apiece.

Game Statistics	
Nevada	10 7 0 6 - 23
San Diego State	14 7 7 14 - 42
<b>NEV</b> - Pettit 23-yard field goal 8-63, 2:11 (6:07, 1st)	
<b>NEV</b> - O'Leary-Orange 48-yard pass f/Gangi (Pettit kick) 2-48, 0:09 (5:44, 1st)	
<b>SDSU</b> - Penny 23-yard run (Baron kick) 5-69, 1:53 (3:45, 1st)	
<b>SDSU</b> - Penny 70-yard punt return (Baron kick) (2:05, 1st)	
<b>NEV</b> - O'Leary-Orange 9-yard pass f/Gangi (Pettit kick) 4-89, 1:26 (9:07, 2nd)	
<b>SDSU</b> - Holder 5-yard pass f/Chapman (Baron kick) 8-52, 2:19 (0:39, 2nd)	
<b>SDSU</b> - Washington 1-yard run (Baron kick) 9-70, 3:37 (9:22, 3rd)	
<b>NEV</b> - O'Leary 2-yard pass f/Gangi (Pettit kick) 12-89, 5:06 (13:43, 4th)	
<b>SDSU</b> - Penny 100-yard kick return (Baron kick) (13:30, 4th)	
<b>SDSU</b> - Penny 67-yard run (Baron kick) 2-79, 1:40 (8:31, 4th)	
	<b>NEV</b> <b>SDSU</b>
First Downs	18    25
Rushes-Yards	18-34    48-289
Passing Yards	414    205
C-A-I	33-55-1    15-23-0
Total Offense	448    494
Fumbles-Lost	1-1    1-1
Penalties-Yards	2-20    7-75
Possession Time	26:11    33:49
Turnovers	2    1
Average Field Position	NEV 25    SDSU 35
<b>INDIVIDUAL STATS</b>	
<b>Rushing (Atts.-Yards-TDs):</b> <b>NEV:</b> Moore 13-18-0; Gangi 3-10-0; Kincaide 2-6-0. <b>SDSU:</b> Penny 24-22-2; Washington 12-51-1; Chapman 1-9-0; Jasmin 3-8-0; Trevillion 1-4-0; Holder 1-1-0; Team 3-(-3)-0; Agnew 3-(-3)-0.	
<b>Passing (Att.-Comp.-Int., Yards, TDs):</b> <b>NEV:</b> Gangi 54-33-1, 414, 3; Celis 1-0-0, 0, 0. <b>SDSU:</b> Chapman 23-15-0, 205, 1.	
<b>Receiving (No.-Yards-TDs):</b> <b>NEV:</b> O'Leary-Orange 11-214-3; Celis 6-32-0; Demps 5-110-0; Mannix 5-19-0; Moore 1-14-0; Cooks 1-7-0; Kincaide 1-6-0; Wright 1-6-0; Armstrong 1-4-0; Scott 1-2-0. <b>SDSU:</b> Holder 5-85-1; Warring 2-48-0; Houston 2-17-0; Trevillion 1-13-0; Wells 1-11-0; Bawden 1-9-0; Truxton 1-9-0; Lessard 1-7-0; Penny 1-6-0.	

	<b>New Mexico</b>	<b>10</b>
	<b>San Diego State</b>	<b>35</b>

Nov. 24, 2017 | SDCCU Stadium | San Diego, Calif. | CBSSN

**SAN DIEGO.** - Rashaad Penny ran for 203 yards and two touchdowns in his final game at SDCCU Stadium in a 35-10 San Diego State victory over New Mexico.

It was the fourth straight win for the Aztecs, who reached double-digits in wins for a third consecutive season for the first time in program history.

Penny scored on a 20-yard run in the second quarter and a 51-yard scamper in the third en route to breaking 2,000 yards for the season. SDSU became the first team in NCAA FBS history with back-to-back 2,000-rushing-yard seasons by different players (Donnel Pumphrey in 2016, Penny in 2017).

San Diego State scored the first 21 points of the game and, after a missed field goal by the Lobos, the final 14 in the win.

The Aztecs scored on their first drive of the game when Christian Chapman found Kahale Warring from nine yards out. Key plays on the drive were a 41-yard run by Penny and a 24-yard pass from Chapman to Nick Bawden on a 3rd-and-10 situation.

SDSU's next score came after a 10-play, 81-yard drive over four minutes late in the second quarter. On the drive, Chapman was 5-for-6 for 61 yards before Penny punched it in from 20 yards out, putting San Diego State up, 14-0, at the half.

Penny went to work once again on the Aztecs' first possession of the second half, accounting for all 65 yards on the ground, ending with a 51-yard score.

UNM finally got on the scoreboard after SDSU's Quest Truxton fumbled a punt. Jason Sanders cashed in for New Mexico with a 46-yard field goal.

After forcing a 3-and-out, New Mexico made it a two-score game at 21-10 when Tekava Tuioti connected on a 62-yard pass to Jay Griffin IV on a 3rd-and-6.

Forcing another three-and-out, the Lobos quickly got into San Diego State territory in the fourth quarter, but were stopped at the 18-yard line. Sanders' 35-yard field goal attempt then sailed wide right, keeping the score at 21-10.

Chapman later found Fred Trevillion with a 47-yard touchdown pass and Juwan Washington scored on a 60-yard run for the final points of the game.

Each of UNM's final two possessions of the game ended with interceptions by Aztec true freshman Tariq Thompson.

Washington added 84 yards on the ground for SDSU on just nine carries (9.3 avg.), while Chapman was 14-for-21 for 198 yards and two touchdowns.

Kyahva Tezino registered a career-high 14 tackles with 2.5 for a loss to lead the San Diego State defense, which held New Mexico to under 100 yards rushing for the first time since 2012. Thompson added eight tackles, two interceptions, two pass breakups and a tackle for loss.

The Aztecs posted its 10th season with at least 10 victories.

Game Statistics	
New Mexico	0 0 10 0 - 10
San Diego State	7 7 7 14 - 35
<b>SDSU</b> - Warring 9-yard pass f/Chapman (Baron kick) 8-86, 3:08 (9:46, 1st)	
<b>SDSU</b> - Penny 20-yard run (Baron kick) 10-81, 3:55 (0:54, 2nd)	
<b>SDSU</b> - Penny 51-yard run (Baron kick) 4-65, 2:31 (12:29, 3rd)	
<b>UNM</b> - Sanders 46-yard field goal 4-2, 1:47 (9:07, 3rd)	
<b>UNM</b> - Griffin IV 62-yard pass f/Tuioti (Sanders kick) 6-77, 2:51 (4:14, 3rd)	
<b>SDSU</b> - Trevillion 47-yard pass f/Chapman (Baron kick) 2-49, 0:47 (8:03, 4th)	
<b>SDSU</b> - Washington 60-yard run (Baron kick) 3-63, 1:40 (3:54, 4th)	
	<b>UNM</b> <b>SDSU</b>
First Downs	11    19
Rushes-Yards	34-82    37-265
Passing Yards	167    198
C-A-I	16-30-2    14-21-1
Total Offense	249    463
Fumbles-Lost	0-0    1-1
Penalties-Yards	5-35    5-35
Possession Time	32:19    27:41
Turnovers	2    2
Average Field Position	UNM 29    SDSU 23
<b>INDIVIDUAL STATS</b>	
<b>Rushing (Atts.-Yards-TDs):</b> <b>UNM:</b> Owens 6-27-0; Jordan 9-24-0; Chestnut 8-16-0; Moran 4-10-0; Tuioti 2-7-0; Jordan 2-1-0; Griffin IV 1-0-0; Shuler 2-(-3)-0. <b>SDSU:</b> Penny 22-203-2; Washington 9-84-1; Team 2-(-2)-0; Chapman 4-(-20)-0.	
<b>Passing (Att.-Comp.-Int., Yards, TDs):</b> <b>UNM:</b> Tuioti 20-10-2, 156, 1; Jordan 10-6-0, 11, 0. <b>SDSU:</b> Chapman 21-14-1, 198, 2.	
<b>Receiving (No.-Yards-TDs):</b> <b>UNM:</b> Griffin IV 6-110-1; Hart-Johnson 2-38-0; Shuler 2-10-0; Chestnut 2-1-0; Jordan 1-2-0; Davis 1-5-0; Owens 1-2-0; Drennan 1-(-1)-0. <b>SDSU:</b> Holder 4-50-0; Warring 3-15-1; Trevillion 2-67-2; Bawden 2-31-0; Truxton 2-21-0; Wilson 1-14-0.	

# 2017 Game Recaps



EIGHT STRAIGHT BOWL GAME APPEARANCES ▶ 21 CONFERENCE CHAMPIONSHIPS

**San Diego State 35**

**Army West Point 42**

Dec. 23, 2017 | Amon G. Carter Stadium | Fort Worth, Texas | ESPN

**FORT WORTH, Texas** - Despite 221 yards and four touchdowns from Rashad Penny, the Aztecs fell to Army West Point, 42-35, in the final minute of the Lockheed Martin Armed Forces Bowl. The Black Knights' Darnell Woolfolk scored on a 1-yard touchdown run with 18 seconds left and then Kell Walker converted a go-ahead two-point conversion run to seal the late victory for Army.

Army dominated the time of possession, running 91 plays (87 rushes) to the Aztecs' 31 and holding the ball for 46:00 minutes to San Diego State's 14:00.

The Aztecs held seven-point leads in every quarter only to see Army tie it up every time. Penny got the scoring started for the Aztecs with an 81-yard run on his first carry - the third play of the game.

Army got on the board with 2:13 left in the first quarter on an Ahmad Bradshaw 19-yard touchdown scamper.

## Game Statistics

San Diego State	7	14	7	7	-	35
Army	7	14	0	21	-	42

**SDSU** - Penny 81-yard run (Baron kick)  
3-73, 1:24 (13:36 - 1st)

**ARMY** - Bradshaw 19-yard run (Wilson kick)  
8-70, 4:09 (2:13 - 1st)

**SDSU** - Penny 32-yard run (Baron kick)  
5-70, 2:13 (14:52 - 2nd)

**ARMY** - Woolfolk 7-yard run (Wilson kick)  
12-74, 6:58 (7:50 - 2nd)

**ARMY** - Davidson 4-yard run (Wilson kick)  
13-53, 5:55 (0:18 - 2nd)

**SDSU** - Washington 78-yard kick return (Baron kick)  
(0:05 - 2rd)

**SDSU** - Penny 49-yard run (Baron kick)  
4-72, 1:52 (1:49 - 3rd)

**ARMY** - Bradshaw 27-yard run (Wilson kick)  
10-79, 4:47 (9:25 - 4th)

**SDSU** - Penny 4-yard run (Baron kick)  
7-44, 3:31 (5:47 - 4th)

**ARMY** - Woolfolk 1-yard run (Walker rush)  
15-72, 5:24 (0:18 - 4th)

**ARMY** - Riley 29-yard fumble recovery  
(0:00 - 4th)

	SDSU	ARMY
First Downs	11	31
Rushes-Yards	21-255	87-440
Passing Yards	25	6
C-A-I	6-10-1	1-4-1
Total Offense	280	446
Fumbles-Lost	1-1	1-0
Penalties-Yards	10-82	4-47
Possession Time	14:00	46:00
Turnovers	2	1
Average Field Position	SDSU 47	ARMY 27

## INDIVIDUAL STATS

**Rushing (Att.-Yards-TDs):** **SDSU:** Penny 14-221-4; Washington 5-44-0; Chapman 2-(-10)-0 **ARMY:** Bradshaw 32-180-2; Woolfolk 21-87-2; Davidson 14-81-1; Walker 5-37-0; Slomka 8-35-0; Cooper Jr. 2-15-0; Holt 2-7-0; Asberry 1-5-0; Trainor 1-2-0; Wilson 1-(-9)-0.

**Passing (Att.-Comp.-Int., Yards, TDs):** **SDSU:** Chapman 6-10-1-25-0 **ARMY:** Bradshaw 1-3-0-6-0; Cline 0-1-1-0-0

**Receiving (No.-Yards-TDs):** **SDSU:** Trevillion 3-34-0; Truxton 1-4-0; Bawden 1-2-0; Penny 1-(-7)-0; Chapman 0-(-8)-0. **ARMY:** Harrison 1-6-0.

The Aztecs went into the game ranked ninth in FBS rush defense, allowing 110.4 yards per game. However, Army ran for 120 in the first quarter and for 440 overall.

On the ensuing possession, Penny found pay dirt once again, scoring on a 32-yard run on the first play of the second quarter.

Army bounced back with a 12-play, 74-yard drive which ended with a Woolfolk 7-yard touchdown run to tie the game at 14-all.

The Black Knights then forced the Aztecs in to a 3-and-out and mounted another long drive - this one 13 plays and nearly six minutes long. Army took their first lead of the game with 18 seconds left in the first half on an Andy Davidson 4-yard run.

The Aztecs immediately answered when Juwan Washington ran back the kick 78 yards to tie the game at 21 apiece with five seconds remaining in the half.

Two more touchdowns from Penny gave the Aztecs a 35-28 lead with 5:47 left. The Black Knights then drove 72 yards on 15 plays to set up Woolfolk's one-yard touchdown run. Walker's successful 2-point conversion, a pitch to the right corner of the end zone, gave Army a 1-point lead with 18 seconds left.

On the Aztecs' final play, they made multiple laterals from their 40. The final lateral was grabbed by Army's Elijah Riley, who returned it 29 yards for a touchdown.

Penny ran for 221 yards, which made him just the fourth FBS player to run for 200 yards in five straight games. His scores came on runs of 81, on his first carry, 31, 49 and 4 yards. Penny finished with a school-record 2,248 rushing yards on the year, breaking the mark set last season by Donnel Pumphrey.

Army only completed one pass on four attempts while the Aztecs' Christian Chapman went 6-for-10 for 25 yards with an interception.

SDSU had three players with double-digit tackles: Kyahva Tezino (17), Ronley Lakalaka (15), and Parker Baldwin (10). Tezino's 17 stops were the most by an Aztec since Corey Boudreaux (21) and Andrew Preston (18) on October 11, 2008, vs. Air Force.



Rashad Penny ran for 221 yards and four touchdowns vs. Army West Point in the Armed Forces Bowl en route to setting a SDSU single-season rushing record with 2,248 yards.



Kyahva Tezino had a career-high 17 tackles vs. Army West Point in the Armed Forces Bowl to earn himself a spot on Sports Illustrated's All-Bowl Team His 17 tackles were the most in a single game by an Aztec since the 2008 season.

# Records



EIGHT STRAIGHT BOWL GAME APPEARANCES ▶ 21 CONFERENCE CHAMPIONSHIPS



*Kevin O'Connell connected with Chaz Schillens for a 97-yard completion in 2007, which stands as the longest passing sequence in single-game school history.*

## Inside:

Rushing	118
Passing	125
Receiving	131
Total Offense	137
All-Purpose	139
Scoring	140
Defense	143
Punt Returns	149
Kickoff Returns	150
Punting	151
Miscellaneous	152
Longest Plays	153
Attendance	154

# Rushing



EIGHT STRAIGHT BOWL GAME APPEARANCES ► 21 CONFERENCE CHAMPIONSHIPS

**Bold** indicates record set by a current Aztec  
 \* - Indicates conference game  
 ^ - Indicates Division I era record

## ■ Team Records

### Most Attempts

**Game:** 71 at San José State, 11/4/17  
 71, vs. UTEP, 11/17/79  
**Season:** 675, in 2015 (11-3)

### Fewest Attempts

**Game:** 12, at Brigham Young\*, 10/9/01  
**Season:** 284, in 2008 (2-10)

### Most Yards

**Game:** 554 at San José State, 11/4/17  
**Season:** 3,680, in 2016 (11-3)

### Fewest Yards

**Game:** -49, at San José State\*, 11/6/71  
**Season:** 637, in 1958 (3-5)

### Most Touchdowns

**Game:** 10, vs. New Mexico State, 11/15/69  
**Season:** 34, in 2016 (11-3)

### Fewest Touchdowns

**Season:** 4, in 1960 (1-6-1) and 1959 (1-6-1)

### Most Yards Per Carry

**Game:** 12.1 vs. Army (AFB), 12/23/17  
**Season:** 5.8, in 2016 (11-3)

### Most Yards Per Game

**Season:** 269.4, in 1952 (4-5)

### Fewest Yards Per Game

**Season:** 72.9, in 2002 (4-9)

## SINGLE-SEASON HIGHS/DI ERA

Attempts	Yards Per Game
1. 675 in 2015 (11-3)	1. 262.9 in 2016 (11-3)
2. 636 in 2016 (11-3)	2. 252.5 in 2017 (10-3)
3. 578 in 2012 (9-4)	3. 233.3 in 2015 (11-3)
4. 575 in 2017 (10-3)	4. 220.7 in 2012 (9-4)
5. 559 in 1976 (10-1)	5. 216.1 in 2014 (7-6)
6. 521 in 1991 (8-4-1)	6. 206.3 in 1991 (8-4-1)
7. 517 in 2014 (7-6)	7. 202.8 in 1995 (8-4)
8. 512 in 1979 (8-3)	8. 187.2 in 1976 (10-1)
9. 510 in 2013 (8-5)	9. 186.6 in 1998 (7-5)
10. 504 in 1980 (4-8)	10. 184.5 in 2011 (8-5)

Yards	Touchdowns
1. 3,680 in 2016 (11-3)	1. 34 in 2016 (11-3)
2. 3,282 in 2017 (10-3)	2. 33 in 2017 (10-3)
3. 3,266 in 2015 (11-3)	3. 32 in 2015 (11-3)
4. 2,869 in 2012 (9-4)	4. 30 in 2013 (8-5)
5. 2,809 in 2014 (7-6)	30 in 2012 (9-4)
6. 2,476 in 1991 (8-4-1)	30 in 1991 (8-4-1)
7. 2,433 in 1995 (8-4)	30 in 1989 (6-5-1)
8. 2,398 in 2011 (8-5)	8. 29 in 2010 (9-4)
9. 2,166 in 2013 (8-5)	9. 28 in 2011 (8-5)
10. 2,097 in 2010 (9-4)	10. 27 in 1995 (8-4)

## MOST YARDS

Rk.	Opponent, Date (Result)	Yards
1.	at San José State*, 11/4/17 (W, 52-7)	554
2.	at Nevada*, 11/12/16 (W, 46-16)	474
3.	Mexico Poly, 9/17/66 (W, 45-0)	454
4.	at UC Santa Barbara*, 10/19/62 (W, 46-8)	453
5.	Pacific, 9/14/91 (W, 55-34)	430
6.	San Francisco State, 9/26/64 (W, 54-0)	423
7.	Redlands, 10/18/52 (W, 27-12)	413
8.	at UC Santa Barbara*, 10/19/62 (W, 46-8)	411
9.	at Utah State*, 10/28/16 (W, 40-13)	400
	Wyoming*, 11/24/12 (W, 42-28)	400
11.	at New Mexico*, 10/10/14 (W, 24-14)	397
12.	San José State*, 11/29/14 (W, 38-7)	393
	Pepperdine*, 10/11/52 (W, 33-13)	393

## MOST YARDS PER CARRY/DI ERA

Rk.	Opponent, Date (Result)	YPC
1.	vs. Army (AFB), 12/23/17 (L, 35-42)	12.14
2.	at Nevada*, 11/12/16 (W, 46-16)	10.77
3.	San José State, 10/21/95 (W, 49-20)	9.36
4.	at New Mexico*, 10/10/14 (W, 24-14)	8.63
5.	UTEP*, 11/16/85 (W, 34-6)	8.53
6.	at Wyoming*, 11/24/12 (W, 42-28)	8.33
7.	Pacific, 9/14/91 (W, 55-34)	7.96
8.	Wyoming*, 10/29/11 (L, 27-30)	7.89
9.	at San José State*, 11/4/17 (W, 52-7)	7.80
10.	at (nr/25) Missouri, 9/18/10 (L, 24-27)	7.58
11.	Hawaii*, 10/11/96 (W, 56-8)	7.48
12.	Colorado State*, 9/28/85 (W, 48-23)	7.23

## ■ Individual Records

### Most Attempts

**Game:** 47, Larry Ned vs. Wyoming\*, 11/17/01  
**Season:** 349, Donnel Pumphrey, 2016  
**Career:** 1,059, Donnel Pumphrey, 2013-14-15-16

### Most Yards

**Game:** 386, Marshall Faulk vs. Pacific, 9/14/91  
**Season:** 2,248, Rashaad Penny, 2017  
**Career:** 6,405, Donnel Pumphrey, 2013-14-15-16

### Most Touchdowns

**Game:** 7, Marshall Faulk vs. Pacific, 9/14/91  
**Season:** 23, Rashaad Penny, 2017  
 23, George Jones, 1995  
**Career:** 62, Donnel Pumphrey, 2013-14-15-16

### Most Yards By A Quarterback

**Game:** 116, Joe Turpin vs. Cal Poly, 9/30/67  
**Season:** 402, Kevin O'Connell, 2005  
**Career:** 1,312, Kevin O'Connell, 2004-05-06-07

### Most Yards By A Senior

**Game:** 285, Larry Ned vs. Eastern Illinois, 10/6/01  
**Season:** 2,248, Rashaad Penny, 2017

### Most Yards By A Junior

**Game:** 270, George Jones at Fresno State, 10/14/95  
**Season:** 1,842, George Jones, 1995

### Most Yards By A Sophomore

**Game:** 300, Marshall Faulk vs. (23) Hawaii, 11/14/92  
**Season:** 1,867, Donnel Pumphrey, 2014

### Most Yards By A Freshman

**Game:** 386, Marshall Faulk vs. Pacific, 9/14/91  
**Season:** 1,532, Ronnie Hillman, 2010

### Highest Average Yards Per Carry

**Game:** 20.8, Rashaad Penny at Nevada\*, 11/12/16 (min. 10 atts.)  
**Season:** 8.0, Nate Johns, 1965 (min. 100 atts.)  
**Career:** 7.5, Rashaad Penny, 2014-15-16-17 (min. 200 atts.)

### Highest Average Per Game


**Season:** 172.9, Rashaad Penny, 2017 (min. 8 gms.)  
**Career:** 148.0, Marshall Faulk, 1991-92-93 (min. 15 gms.)

### Most 100-Yard Games

**Season:** 11, Rashaad Penny, 2017  
 11, Donnel Pumphrey, 2016  
**Career:** 33, Donnel Pumphrey, 2013-14-15-16

### Most Consecutive 100-Yard Games

**Season:** 9, Donnel Pumphrey, 2016  
**Career:** 10, Marshall Faulk, 1991-92



**DONNEL PUMPHREY**

## YARDS RUSHING/CAREER

Pl.	Player	Seasons	Att	Gain	Loss	Net	Avg.	TD
1.	Donnel Pumphrey	2013-14-15-16	1,059	6,603	198	6,405	6.0	62
2.	Marshall Faulk	1991-92-93	766	4,786	197	4,589	6.0	57
3.	Rashaad Penny	2014-15-16-17	488	3,755	99	3,656	7.5	38
4.	Larry Ned	1998-99-00-01	765	3,792	230	3,562	4.7	36
5.	Ronnie Hillman	2010-11	573	3,384	141	3,243	5.7	36
6.	Adam Muema	2011-12-13	509	2,959	107	2,852	5.6	34
7.	Jonas Lewis	1996-97-98-99	589	3,015	172	2,843	4.8	15
8.	George Jones	1995-96	486	2,904	94	2,810	5.8	34
9.	Norm Nygaard	1952-53-54	407	2,766	147	2,619	6.4	25
10.	Wayne Pittman	1991-92-93-94	551	2,498	135	2,363	4.3	17
11.	Chris Hardy	1983-84-85-86	447	2,448	107	2,341	5.2	22
12.	David Turner	1976-77	433	2,336	102	2,234	5.2	19
13.	Paul Hewitt	1987-88	473	2,178	122	2,056	4.3	28
14.	Lynell Hamilton	2003-05-06-07	480	2,191	139	2,052	4.3	14
15.	Kern Carson	1961-62-63	316	2,002	91	1,911	6.0	26
16.	Chase Price	2012-13-14-15	377	1,926	52	1,874	5.0	12
17.	Walter Kazee	2009-10-11-12	388	1,896	44	1,852	4.8	17
18.	Art Preston	1949-50-51	317	1,858	194	1,664	5.2	-
19.	Brandon Bomes	2004-05-06-07	375	1,616	63	1,553	4.1	13
20.	Atiyah Henderson	2006-07-08	338	1,531	94	1,437	4.3	5
21.	Don Shy	1965-66	258	1,250	136	1,432	5.3	12
22.	Kevin O'Connell (QB)	2004-05-06-07	395	1,996	684	1,312	3.3	19
23.	Mike Waters	1983-84	312	1,291	25	1,266	4.1	5
24.	Lloyd Edwards	1967-68	249	1,254	3	1,251	5.0	10
25.	Jim Allison	1963-64	180	1,259	26	1,233	6.9	16
26.	Monty Reed	1974-75	264	1,290	59	1,231	4.7	18
27.	Bill Kramer	1973-74	190	1,248	23	1,225	6.4	4
28.	Michael Franklin	2002-03-04-05	263	1,310	94	1,216	4.6	5
29.	Juwan Washington	2016-17	182	1,252	52	1,200	6.6	13
30.	Mario Mendez	1961-62-63	213	1,200	32	1,168	5.5	20
31.	Ted Washington	1966-67	244	1,234	78	1,156	4.7	13
32.	George Brown	1968-69-70	278	1,171	24	1,147	4.1	10
33.	Ron Slack	1986-87-88-89	271	1,203	67	1,136	4.2	14
34.	T.C. Wright	1990-91	198	1,178	43	1,135	5.7	9
35.	Derrick Harvey	1980-82-83	278	1,162	46	1,116	4.0	9
36.	Tony Allen	1979	226	1,141	47	1,094	4.8	10
37.	Phil Prokop	1951-52-53	116	1,115	30	1,085	9.4	9
38.	Ollie Brown	1973-74-75-76	206	1,101	46	1,055	5.1	8





## RUSHING/SEASON

Pl.	Player	Cl.	Season	Att.	Yds.	TD	YPC	YPG	GP1K	TGP1K
1.	Rashaad Penny	Sr.	►+2017	289	2,248	23	7.79	172.92	7	7
2.	Donnel Pumphrey	Sr.	►+2016	349	2,133	17	6.11	152.36	6	6
3.	Donnel Pumphrey	So.	2014	276	1,867	20	6.76	143.62	8	8
4.	George Jones	Jr.	1995	305	1,842	23	6.04	153.50	7	7
5.	Ronnie Hillman	So.	+2011	311	1,711	19	5.50	131.62	7	7
6.	Donnel Pumphrey	Jr.	2015	309	1,653	17	5.35	118.07	9	9
7.	Marshall Faulk	So.	►1992	265	1,630	15	6.15	163.00	6	6
8.	Marshall Faulk	T-Fr.	►1991	231	1,586	21	6.87	158.60	7	10
9.	Larry Ned	Sr.	2001	311	1,549	15	4.98	140.82	8	8
10.	Ronnie Hillman	T-Fr.	+2010	262	1,532	17	5.85	117.85	9	9
11.	Marshall Faulk	Jr.	1993	300	1,530	21	5.10	127.50	9	9
12.	Adam Muema	So.	+2012	237	1,458	16	6.15	112.15	10	10
13.	David Turner	Sr.	1977	240	1,252	12	5.22	113.82	10	10
14.	Adam Muema	Jr.	+2013	256	1,244	15	4.86	95.69	11	11
15.	Jim Allison	Sr.	1964	174	1,186	16	6.82	131.78	8	9
16.	Chris Hardy	Jr.	1985	158	1,150	7	7.28	95.83	11	11
17.	Wayne Pittman	Sr.	1994	274	1,136	12	4.15	103.27	10	10
18.	Tony Allen	Sr.	1979	226	1,094	10	4.84	99.45	10	10
19.	Lynell Hamilton	T-Fr.	2003	234	1,087	4	4.65	108.70	10	10
20.	Paul Hewitt	Sr.	1988	240	1,055	10	4.40	95.91	11	11
21.	Jonas Lewis	So.	1997	227	1,021	6	4.50	92.82	11	11
22.	Rashaad Penny	Jr.	+2016	136	1,018	11	7.49	72.71	14	14
23.	Norm Nygaard	So.	1952	153	1,016	9	6.64	NA	NA	NA
24.	Chase Price	Sr.	2015	190	1,008	6	5.31	72.00	14	14
25.	Paul Hewitt	Jr.	1987	233	1,001	18	4.30	83.42	12	12

► - indicates player led the nation in rushing yardage. + - indicated team participated in bowl game. GP1K - games played to date when reaching 1,000 yards; TGP1K - team games to date when player reached 1,000 yards.

**Multiple 1,000-Yard Seasons:** Marshall Faulk (3), Donnel Pumphrey (3), Paul Hewitt (2), Ronnie Hillman (2), Adam Muema (2), Rashaad Penny (2)

**Head Coaches for 1,000-Yard Seasons:** Rocky Long (9), Ted Tollner (4), Al Luginbill (3), Claude Gilbert (2), Denny Stolz (2), Don Coryell (1), Tom Craft (1), Brady Hoke (1), Bill Schutte (1), Doug Scovill (1)

## Most 200-Yard Games

Season: 6, Rashaad Penny, 2017  
 Career: 7, Rashaad Penny, 2014-15-16-17  
 7, Marshall Faulk, 1991-92-93

## 100-YARD RUSHING GMS/SEASON

Pl.	Player, Season	Games
1.	Rashaad Penny, 2017	11
	Donnel Pumphrey, 2016	11
3.	Donnel Pumphrey, 2014	10
4.	Donnel Pumphrey, 2015	9
	Ronnie Hillman, 2011	9
	George Jones, 1995	9
7.	Marshall Faulk, 1992	8
	Marshall Faulk, 1991	8
9.	Adam Muema, 2012	7
	Marshall Faulk, 1993	7
	David Turner, 1977	7
	Jim Allison, 1964	7
13.	Adam Muema, 2013	6
	Ronnie Hillman, 2010	6
	Larry Ned, 2001	6
	Tony Allen, 1979	6

## 100-YARD RUSHING GMS/CAREER

Pl.	Player, Seasons	Games
1.	Donnel Pumphrey, 2013-14-15-16	33
2.	Marshall Faulk, 1991-92-93	23
3.	Rashaad Penny, 2014-15-16-17	16
4.	Ronnie Hillman, 2010-11	15
5.	Adam Muema, 2011-12-13	14
	George Jones, 1995-96	14
7.	Larry Ned, 1998-99-00-01	13
8.	Jonas Lewis, 1996-97-98-99	12
9.	Norm Nygaard, 1952-53-54	11
	David Turner, 1976-77	11
11.	Chris Hardy, 1983-84-85-86	9

---  
**Juwan Washington, 2016-17 2**

## ■ Rushing Yards

### YARDS RUSHING/SENIOR

Pl.	Player, Season	Yards
1.	Rashaad Penny, 2017	2,248
2.	Donnel Pumphrey, 2016	2,133
3.	Larry Ned, 2001	1,549
4.	David Turner, 1977	1,252
5.	Jim Allison, 1964	1,186

### YARDS RUSHING/JUNIOR

Pl.	Player, Season	Yards
1.	George Jones, 1995	1,842
2.	Donnel Pumphrey, 2015	1,653
3.	Marshall Faulk, 1993	1,530
4.	Adam Muema, 2013	1,244
5.	Chris Hardy, 1985	1,150

### YARDS RUSHING/SOPHOMORE

Pl.	Player, Season	Yards
1.	Donnel Pumphrey, 2014	1,867
2.	Ronnie Hillman, 2011	1,711
3.	Marshall Faulk, 1992	1,630
4.	Adam Muema, 2012	1,458
5.	Jonas Lewis, 1997	1,021

### YARDS RUSHING/FRESHMAN

Pl.	Player, Season	Yards
1.	Ronnie Hillman, 2010	1,532
2.	Marshall Faulk, 1991	1,429
3.	Lynell Hamilton, 2003	1,087
4.	Darrin Wagner, 1989	787
5.	Atiyah Henderson, 2006	764

### SEASON/QUARTERBACK

Pl.	Player, Season	Yards
1.	Kevin O'Connell, 2007	408
2.	Kevin O'Connell, 2005	402
3.	Kevin O'Connell, 2004	347
4.	Ryan Katz, 2012	287
5.	Bill Donckers, 1972	233

## ■ Single-Game Rushing Leaders

### RUSHING YARDS

Pl.	Player	Opponent	Att	Yards	Avg.	TD
1.	Marshall Faulk	vs. Pacific, Sept. 14, 1991	37	386	10.43	7
2.	Marshall Faulk	vs. (23) Hawai'i, Nov. 14, 1992	43	300	6.98	4
3.	Marshall Faulk	at Brigham Young*, Sept. 10, 1992	35	299	8.54	3
4.	Larry Ned	vs. Eastern Illinois, Oct. 6, 2001	30	285	9.50	3
5.	Donnel Pumphrey	vs. California, Sept. 10, 2016	29	281	9.69	3
6.	George Jones	at UNLV*, Nov. 16, 1996	32	275	8.59	3
7.	Jim Allison	vs. San Francisco State, Sept. 26, 1964	20	271	13.55	4
8.	George Jones	vs. Fresno State*, Oct. 14, 1995	28	270	9.64	5
9.	Donnel Pumphrey	vs. San José State*, Nov. 29, 2014	21	261	12.32	3
10.	Paul Hewitt	vs. Air Force*, Sept. 11, 1988	45	259	5.76	4

### RUSHING YARDS/QUARTERBACK

Pl.	Player	Opponent	Att	Yards	Avg.	TD
1.	Joe Turpin	vs. Cal Poly, Sept. 30, 1967	11	116	10.55	1
2.	Matt Kofler	vs. New Mexico*, Nov. 22, 1980	21	102	4.86	2
3.	Kevin O'Connell	at Brigham Young*, Nov. 6, 2004	15	101	6.73	0

### RUSHING ATTEMPTS

Pl.	Player	Opponent	Att	Yards	Avg.	TD
1.	Larry Ned	vs. Wyoming*, Nov. 17, 2001	47	209	4.45	4
2.	Paul Hewitt	vs. Air Force*, Sept. 11, 1988	45	259	5.76	4
3.	Marshall Faulk	vs. (23) Hawai'i, Nov. 14, 1992	43	300	6.98	4
4.	Lynell Hamilton	vs. Wyoming*, Oct. 25, 2003	40	218	5.45	0
	Larry Ned	at Colorado State*, Sept. 22, 2001	40	177	4.43	2
	Jonas Lewis	at Fresno State*, Nov. 15, 1997	40	253	6.33	2
	George Jones	at New Mexico*, Oct. 19, 1996	40	187	4.68	5
	Derrick Harvey	at Wyoming*, Oct. 9, 1982	40	134	3.35	1
9.	Donnel Pumphrey	at Fresno State*, Oct. 14, 2016	38	220	5.79	2
	David Turner	vs. New Mexico, Nov. 27, 1976	38	146	3.84	1

### RUSHING TOUCHDOWNS

Pl.	Player	Opponent	Att	Yards	Avg.	TD
1.	Marshall Faulk	vs. Pacific, Sept. 14, 1991	37	386	10.43	7
2.	George Jones	at New Mexico*, Oct. 19, 1996	40	187	4.68	5
	George Jones	vs. Fresno State*, Oct. 14, 1995	28	270	9.64	5
	Marshall Faulk	at Hawai'i, Oct. 5, 1991	22	212	9.64	5
5.	Rashaad Penny	vs. Army (AFB), Dec. 23, 2017	14	221	15.79	4
	Donnel Pumphrey	vs. UNLV*, Sept. 27, 2014	22	167	7.59	4
	Adam Muema	at Wyoming*, Nov. 24, 2012	26	255	9.81	4
	Ronnie Hillman	vs. Fresno State, Dec. 3, 2011	29	178	6.14	4
	Ronnie Hillman	vs. Washington State, Sept. 17, 2011	32	191	5.97	4
	Ronnie Hillman	at New Mexico State, Sept. 11, 2010	22	150	6.82	4
	Larry Ned	vs. Wyoming*, Nov. 17, 2001	47	209	4.45	4
	Marshall Faulk	at Hawai'i, Oct. 19, 1993	27	175	6.48	4
	Marshall Faulk	vs. (23) Hawai'i, Nov. 14, 1992	43	300	6.98	4
	Paul Hewitt	vs. Air Force*, Sept. 11, 1988	45	259	5.76	4
	Jim Allison	vs. San Francisco State, Sept. 26, 1964	20	271	13.55	4
	Mario Mendez	vs. San Diego, Nov. 18, 1961	20	152	7.60	4
	Norm Nygaard	vs. Hawai'i, Sept. 26, 1953	NA	NA	NA	4
	Art Preston	at Fresno State, Nov. 3, 1951	NA	NA	NA	4

### LONGEST RUSH

Pl.	Player	Opponent	Yards
1.	Ronnie Hillman	vs. Wyoming*, Oct. 29, 2011 (L, 27-30)	99
2.	Phil Prokop	vs. Pepperdine*, Oct. 11, 1952 (W, 33-13)	98
3.	Rashaad Penny	at Arizona State, Sept. 9, 2017 (W, 30-20)	95
4.	Donnel Pumphrey	at New Mexico*, Oct. 10, 2014 (W, 24-14)	93
	Ronnie Hillman	at Missouri, Sept. 18, 2010 (L, 24-27)	93
6.	Chris Hardy	vs. UTEP*, Nov. 16, 1985 (W, 34-6)	92
	Chris Hardy	vs. Colorado State, Sept. 28, 1985 (W, 48-23)	92
	Volney Quinlan	vs. San Diego Marines, Oct. 13, 1951 (W, 34-18)	92
9.	Ken Carson	at Fresno State*, Nov. 2, 1963 (W, 34-6)	88
10.	Ted Washington	vs. North Dakota State, Nov. 5, 1966 (W, 36-0)	86

## ■ Rushing Attempts

### SEASON

Pl.	Player, Season (Yards)	Attempts
1.	Donnel Pumphrey, 2016 (2,133)	349
2.	Ronnie Hillman, 2011 (1,711)	311
	Larry Ned, 2001 (1,549)	311

4.	Donnel Pumphrey, 2015 (1,653)	309
5.	George Jones, 1995 (1,842)	305
6.	Marshall Faulk, 1993 (1,530)	300
7.	Rashaad Penny, 2017 (2,248)	289
8.	Donnel Pumphrey, 2014 (1,867)	276
9.	Wayne Pittman, 1994 (1,136)	274
10.	Marshall Faulk, 1992 (1,630)	265

# Rushing



EIGHT STRAIGHT BOWL GAME APPEARANCES ► 21 CONFERENCE CHAMPIONSHIPS

RUSHING ◀ RECORDS

## CAREER

Pl. Player, Season (Yards)	Attempts
1. Donnel Pumphrey, 2013-14-15-16 (6,405)	1,059
2. Marshall Faulk, 1991-92-93 (4,589)	766
3. Larry Ned, 1998-99-00-01 (3,562)	765
4. Jonas Lewis, 1996-97-98-99 (2,031)	589
5. Ronnie Hillman, 2010-11 (3,243)	573
6. Wayne Pittman, 1991-92-93-94 (2,389)	551
7. Adam Muema, 2011-12-13 (2,852)	509
8. Rashaad Penny, 2014-15-16-17 (3,656)	488
9. George Jones, 1995-96 (2,810)	486
10. Lynell Hamilton, 2003-05-06-07 (2,052)	480

## ■ Rushing TDs

### SEASON

Pl. Player, Season	TDs
1. Rashaad Penny, 2017	23
George Jones, 1995	23
3. Marshall Faulk, 1993	21
Marshall Faulk, 1991	21
5. Donnel Pumphrey, 2014	20
6. Ronnie Hillman, 2011	19
7. Paul Hewitt, 1987	18
8. Donnel Pumphrey, 2016	17
Donnel Pumphrey, 2015	17
Ronnie Hillman, 2010	17
11. Adam Muema, 2012	16
Jim Allison, 1964	16

### SEASON/QUARTERBACK

Pl. Player, Season	TDs
1. Kevin O'Connell, 2007	11
2. Matt Koffler, 1981	7
Matt Koffler, 1980	7
4. Dennis Shaw, 1969	6

## CAREER

Pl. Player, Seasons	TDs
1. Donnel Pumphrey, 2013-14-15-16	62
2. Marshall Faulk, 1991-92-93	57
3. Rashaad Penny, 2014-15-16-17	38
4. Ronnie Hillman, 2010-11	36
Larry Ned, 1998-99-00-01	36
6. Adam Muema, 2011-12-13	34
George Jones, 1995-96	34
8. Paul Hewitt, 1987-88	28
9. Chris Hardy, 1983-84-85-86	22
10. Casey Brown, 1982-83-84-85	21

---  
**Juwan Washington, 2016-17** 13

### CAREER/QUARTERBACK

Pl. Player, Season	TDs
1. Kevin O'Connell, 2004-05-06-07	19
2. Matt Koffler, 1980-81	14
3. Dennis Shaw, 1969	6

## ■ Top Performances

**300-Yard Performances By Player (2 Total; 1 Player)**  
- Marshall Faulk 2.

**200-Yard Performances By Player (52 Total; 20 Players)** - Marshall Faulk 7, Rashaad Penny 7, Donnel Pumphrey 6, George Jones 4, Adam Muema 4, Larry Ned 4, Ronnie Hillman 3, Lynell Hamilton 2, Chris Hardy 2, Paul Hewitt 2, David Turner 2, Tony Allen 1, Jim Allison 1, Ollie Brown 1, Kern Carson 1, Jonas Lewis 1, Norm Nygaard 1, Phil Prokop 1, Eddie Stewart 1, Gary Wilson 1.

**Most 200-Yard Performances in a Season** - 6 by Rashaad Penny in 2017, 4 by Donnel Pumphrey in 2016, 4 by Marshall Faulk in 1992; 3 by Larry Ned in

2001; 3 by George Jones in 1995.

**100-Yard Performances By Player (330 Total; 76 Players)** - Donnel Pumphrey 33, Marshall Faulk 23, Rashaad Penny 16, Ronnie Hillman 15, George Jones 14, Adam Muema 14, Larry Ned 13, Jonas Lewis 12, Norm Nygaard 11, David Turner 11, Chris Hardy 9, Lynell Hamilton 8, Paul Hewitt 8, Wayne Pittman 8, Jim Allison 7, Tony Allen 6, Art Preston 6, Kern Carson 5, Walter Kazee 5, Don Shy 5, T.C. Wright 5, Lloyd Edwards 4, Michael Franklin 4, Atiyah Henderson 4, Nate Johns 4, Bill Kramer 4, Chase Price 4, Ted Washington 4, George Brown 3, Phil Prokop 3, Darrin Wagner 3, Ollie Brown 2, Phil DuBois 2, Frank Geary 2, Max Glass 2, Claude Lewis 2, Larry Maxey 2, Mario Mendez 2, Jim Pyles 2, Monty Reed 2, Ron Slack 2, Eddie Stewart 2, Brandon Sullivan 2, **Juwan Washington** 2, Glenn Zinser 2, Binky Benton 1, Don Bonatus 1, Tommy Booker 1, Brandon Bomes 1, Curtis Butts 1, Murry Callan 1, Fred Collins 1, Bob Cozens 1, Mac Dillingham 1, Craig Ellis 1, George Gilliland 1, Corey Gilmore 1, Marty Graham 1, David Hardy 1, Derrick Harvey 1, Mike Hill 1, Marcus Jennings 1, Matt Koffler 1, Marshall Malcolm 1, Kevin O'Connell 1, Del Pifer 1, Volney Quinlan 1, Joe Riccobono 1, Walt Sefton 1, Ronnie Smith 1, Bob Tomlinson 1, Joe Turpin 1, Adam Victoria 1, Pete Walker 1, Justin Watson 1, Gary Wilson 1.

**100-Yard Performances By Quarterback (3 Total; 3 Players)** - Matt Koffler 1, Kevin O'Connell 1, Joe Turpin 1.

### 100-YARD RUSHING GAMES

Rk. Player	Yards	Opponent	Date
1. Marshall Faulk	386	Pacific	9-14-91
2. Marshall Faulk	300	(23) Hawaii*	11-14-92
3. Marshall Faulk	299	at Brigham Young*	9-10-92
4. Larry Ned	285	Eastern Illinois	10-6-01
5. Donnel Pumphrey	281	California	9-10-16
6. George Jones	275	at UNLV*	11-16-96
7. Jim Allison	271	San Francisco State	9-26-64
8. George Jones	270	at Fresno State*	10-14-95
9. Donnel Pumphrey	261	San José State*	11-29-14
10. Paul Hewitt	259	Air Force*	9-11-88
11. Adam Muema	255	at Wyoming*	11-24-12
12. Rashaad Penny	253	at Hawaii*	10-28-17
Jonas Lewis	253	at Fresno State*	11-15-97
George Jones	253	San José State	10-21-95
15. Marshall Faulk	252	Brigham Young*	11-11-93
16. Donnel Pumphrey	246	at New Mexico*	11-1-14
17. Larry Ned	239	(16) Brigham Young*	10-25-01
David Turner	239	Arkansas State	9-12-76
19. Kern Carson	236	Fresno State*	10-27-62
20. Chris Hardy	235	Colorado State*	9-28-85
21. Rashaad Penny	234	at San José State*	11-4-17
22. Adam Muema	233	New Mexico*	11-2-13
23. Adam Muema	229	Buffalo (FIBP)	12-21-13
24. Ronnie Hillman	228	Navy (PB)	12-23-10
Ronnie Hillman	228	at Missouri	9-18-10
26. Ronnie Hillman	224	Wyoming*	10-29-11
27. Donnel Pumphrey	223	at Utah State*	10-28-16
Chris Hardy	223	UTEP*	11-16-85
29. Rashaad Penny	222	Nevada*	11-18-17
30. Rashaad Penny	221	vs. Army (AFB)	12-23-17
31. Donnel Pumphrey	220	at Fresno State*	10-14-16
Donnel Pumphrey	220	at No. Illinois	9-17-16
Lynell Hamilton	220	Samford	9-20-03
Marshall Faulk	220	USC	9-5-92
35. Lynell Hamilton	218	Wyoming*	10-25-03
36. Rashaad Penny	216	at Arizona State	9-9-17
37. Norm Nygaard	215	UC Santa Barbara*	11-21-53
38. Marshall Faulk	212	at Hawaii*	10-5-91
39. Larry Ned	209	Wyoming*	11-17-01
David Turner	209	at Bowling Green	9-25-76
Gary Wilson	209	Mexico Poly	9-17-66
42. Rashaad Penny	208	at Nevada*	11-12-16
George Jones	208	New Mexico*	11-4-95
44. Ollie Brown	207	Pacific	10-16-76
45. Phil Prokop	204	Redlands	10-18-52
46. Rashaad Penny	203	New Mexico*	11-24-17

Larry Ned	203	at Utah*	10-23-99
Paul Hewitt	203	Long Beach State	10-24-87
49. Adam Muema	202	San José State*	9-22-12
Tony Allen	202	at Fresno State*	9-22-79
51. Marshall Faulk	200	at New Mexico*	10-3-92
Eddie Stewart	200	UC Santa Barbara*	11-14-70
53. Donnel Pumphrey	198	at Nevada*	11-12-16
54. Rashaad Penny	197	UC Davis	9-2-17
Ron Slack	197	Long Beach State	10-14-89
56. Darrin Wagner	193	at UTEP*	10-28-89
57. Ronnie Hillman	192	at UNLV*	11-26-11
58. Ronnie Hillman	191	Washington State	9-17-11
Ronnie Hillman	191	(23) Air Force*	10-16-10
60. Ronnie Hillman	189	Cal Poly	9-3-11
David Turner	189	(13) Florida State	11-19-77
62. Norm Nygaard	188	Cal State LA.*	10-25-52
63. George Jones	187	at New Mexico*	10-19-96
64. Marshall Faulk	186	New Mexico*	10-23-93
65. Jim Allison	185	at Cal Poly SLO*	10-3-64
66. Wayne Pittman	183	Hawaii*	10-29-94
67. Donnel Pumphrey	182	Hawaii*	10-18-14
68. Donnel Pumphrey	181	Utah State*	10-23-15
69. Ronnie Hillman	178	Fresno State	12-3-11
Larry Ned	178	Air Force*	9-29-01
Marcus Jennings	178	Colorado State*	11-4-78
72. Atiyah Henderson	177	Colorado State*	10-25-08
Larry Ned	177	at Colorado State*	9-22-01
74. Norm Nygaard	176	at Cal Poly SLO*	10-4-52
75. Rashaad Penny	175	(19) Stanford	9-16-17
Marshall Faulk	175	at Hawaii*	10-9-93
77. Marshall Faulk	174	Colorado State*	11-9-91
78. George Jones	173	at UTEP*	10-28-95
79. Ronnie Hillman	172	at Air Force*	10-13-11
80. Rashaad Penny	170	at UNLV*	10-7-17
Marshall Faulk	170	CSUN	9-4-93
82. Bob Tomlinson	168	Whittier	11-15-47
83. Donnel Pumphrey	167	UNLV*	9-27-14
Donnel Pumphrey	167	at New Mexico State	9-28-13
Larry Ned	167	at Tulsa*	10-2-98
Jonas Lewis	167	(25) Colorado State	11-22-97
87. Jonas Lewis	166	at New Mexico*	10-17-98
88. David Turner	165	Utah State	10-1-77
89. George Jones	164	at Hawaii*	11-18-95
90. Adam Muema	163	at Hawaii*	11-16-13
91. Lynell Hamilton	161	Brigham Young*	10-1-05
92. Darrin Wagner	160	Cal State Fullerton	9-23-89
George Jones	160	at Utah*	10-7-95
94. Phil Prokop	158	Pepperdine*	10-11-52
95. Marshall Faulk	157	vs. Tulsa (FB)	12-30-91
96. Marshall Faulk	156	UTEP*	10-17-92
Curtis Butts	156	New Mexico*	11-4-89
Don Shy	156	at Northern Arizona	11-20-65
Jim Allison	156	Cal Western	11-21-64
100. Don Shy	155	Mexico Poly	9-17-66
Kern Carson	155	Pacific	11-10-62
102. Donnel Pumphrey	154	Nevada*	11-28-15
Lynell Hamilton	154	Wyoming*	11-19-05
Marshall Faulk	154	at (1) Miami (Fla.)	11-30-91
Kern Carson	154	at Pepperdine	11-4-61
106. Wayne Pittman	153	at Utah*	10-26-91
Marshall Faulk	153	New Mexico*	10-12-91
108. Chase Price	152	Wyoming*	11-14-15
Donnel Pumphrey	152	San José State*	10-17-15
Ronnie Hillman	152	UNLV*	11-27-10
Paul Hewitt	152	(20) Brigham Young*	11-5-88
Binky Benton	152	San José State	11-6-76
Mario Mendez	152	San Diego	11-18-61
Norm Nygaard	152	Pepperdine*	10-11-52
115. Donnel Pumphrey	151	at So. Alabama	10-1-16
Chase Price	151	Fresno State*	10-3-15
Ronnie Hillman	151	Colorado State*	11-6-10
Tony Allen	151	Arizona	11-10-79
Tony Allen	151	at Utah	10-27-79
Norm Nygaard	151	SD Marines	10-16-54
Norm Nygaard	151	Fresno State	11-1-52
122. Ronnie Hillman	150	at New Mexico State	9-11-10
Marshall Faulk	150	Wyoming*	11-27-93
124. George Jones	149	Air Force*	11-23-96
Wayne Pittman	149	at UTEP*	10-19-91
Paul Hewitt	149	UTEP*	10-10-87
127. Donnel Pumphrey	148	at Hawaii*	10-10-15
128. Donnel Pumphrey	147	at Boise State*	11-15-14

George Jones	147	California	9-2-95
Wayne Pittman	147	Wyoming*	11-2-91
Ollie Brown	147	at Fresno State*	10-11-75
Don Shy	147	Cal Poly Pomona	10-23-65
Norm Nygaard	147	Whittier	11-27-54
Pete Walker	147	Occidental*	10-9-31
135. Larry Ned	146	at New Mexico*	10-17-98
Larry Ned	146	(16) Arizona	9-24-98
David Turner	146	New Mexico	11-27-76
138. Jonas Lewis	145	at UNLV*	11-20-99
Larry Ned	145	South Florida	9-4-99
Marty Graham	145	Oklahoma	9-21-96
Chris Hardy	145	at UTEP*	10-18-86
David Turner	145	at Fresno State	10-8-77
Murry Callan	145	New Mexico State	10-15-49
144. George Brown	144	Fresno State	11-2-68
Ted Washington	144	Montana State	11-18-67
Jim Allison	144	CSUN*	11-14-64
147. Adam Muema	143	UNLV*	10-27-12
Lloyd Edwards	143	Long Beach State*	10-7-67
149. Donnel Pumphrey	142	Idaho	11-8-14
Atiyah Henderson	142	Air Force*	10-21-06
Jonas Lewis	142	Fresno State*	11-7-98
152. Donnel Pumphrey	141	UNLV*	10-8-16
Chase Price	141	at New Mexico*	10-10-14
Ronnie Hillman	141	New Mexico*	11-5-11
Marshall Faulk	141	at Utah*	10-30-93
156. Donnel Pumphrey	140	Utah State*	11-14-15
Atiyah Henderson	140	Cal Poly	10-28-06
Paul Hewitt	140	at New Mexico*	11-19-88
Ted Washington	140	North Dakota State	11-5-66
Kern Carson	140	Cal Poly Pomona	9-28-63
161. Donnel Pumphrey	139	at UNLV*	11-21-15
162. Tony Allen	138	UTEP*	11-17-79
Ted Washington	138	Fresno State*	10-29-66
Don Bonatus	138	Cal State LA.*	10-25-52
<b>165. Juwan Washington</b>	<b>137</b>	<b>at Utah State*</b>	<b>10-28-16</b>
T.C. Wright	137	UTEP*	11-24-90
Don Shy	137	Northern Arizona	11-19-66
168. Don Shy	136	Cal Poly SLO*	10-2-65
169. Donnel Pumphrey	135	San José State*	10-21-16
Wayne Pittman	135	Fresno State*	11-26-94
Ron Slack	135	at Air Force*	9-2-89
Mike Hill	135	Fresno State*	10-7-78
Nate Johns	135	at CSUN*	11-13-65
<b>174. Juwan Washington</b>	<b>134</b>	<b>San José State*</b>	<b>11-4-17</b>
Adam Muema	134	Nevada*	10-4-13
Derrick Harvey	134	at Wyoming*	10-9-82
177. George Jones	133	Wyoming*	11-11-95
178. Norm Nygaard	132	at Cal State LA.*	10-23-53
Joe Riccobono	132	Loyola Marymount	11-8-47
180. Donnel Pumphrey	131	Air Force*	11-21-14
Jonas Lewis	131	Wyoming*	11-27-99
T.C. Wright	131	Long Beach State	9-15-90
Chris Hardy	131	at Utah*	9-13-86
Bill Kramer	131	Tampa	9-21-74
George Gilliland	131	Cal Poly Pomona	9-27-40
186. Chris Hardy	130	UTEP*	9-15-84
David Hardy	130	at Long Beach State	11-20-76
188. Jonas Lewis	129	at Hawaii*	10-25-97
Wayne Pittman	129	at New Mexico*	10-15-94
Wayne Pittman	129	at Colorado State*	9-24-94
Marshall Faulk	129	Air Force*	10-24-92
David Turner	129	UTEP	10-15-77
Monty Reed	129	at Fresno State*	10-12-74
Glenn Zinser	129	at Redlands*	10-22-38
195. Rashaad Penny	128	at Air Force*	9-23-17
196. Adam Muema	127	at (19) Boise State*	11-3-12
Jonas Lewis	127	UNLV*	10-18-97
Marshall Faulk	127	at Wyoming*	11-7-92
Nate Johns	127	at Fresno State*	10-30-65
Max Glass	127	Redlands*	11-6-37
201. George Jones	126	at Colorado State*	10-26-96
Bill Kramer	126	at UTEP	9-28-74
203. Volney Quinlan	125	SD Marines	10-13-51
204. Donnel Pumphrey	124	Fresno State*	10-3-15
Adam Muema	124	North Dakota*	9-15-12
Ronnie Smith	124	San José State	11-6-76
Del Pifer	124		



Art Preston	123	at Fresno State	11-3-51
212. Michael Franklin	122	Air Force*	11-22-03
Bill Kramer	122	Iowa State	12-1-73
214. Donnel Pumphrey	121	at Colorado State*	10-31-15
Larry Ned	121	New Mexico*	10-9-99
Phil DuBois	121	Colorado State*	11-4-78
Nate Johns	121	Cal Poly SLO*	10-2-65
218. Jim Allison	120	at Cal Poly Pomona	9-19-64
219. Adam Muema	119	(10) Boise State*	11-19-11
Jonas Lewis	119	New Mexico*	10-11-97
Chris Hardy	119	Hawaii*	11-22-86
222. Jonas Lewis	118	Hawaii*	10-9-98
Marshall Faulk	118	at (11) UCLA	9-26-92
Marshall Faulk	118	Brigham Young*	11-16-91
T.C. Wright	118	(2) Miami (Fla.)	12-1-90
David Turner	118	Long Beach State	11-12-77
Marshall Malcolm	118	at Cal State LA*	10-23-53
228. Rashaad Penny	117	at Wyoming (CC)*	11-19-16
Donnel Pumphrey	117	at Air Force*	10-10-13
Ronnie Hillman	117	at Army	9-10-11
231. Chris Hardy	116	Wyoming*	11-15-86
Joe Turpin (QB)	116	Cal Poly SLO*	9-30-67
Claude Lewis	116	at UC Santa Barbara*	11-10-56
234. Donnel Pumphrey	115	vs. Houston (LVB)	12-17-16
235. George Jones	114	(16) Wyoming*	11-7-96
Marshall Faulk	114	at Air Force*	9-21-91
David Turner	114	at Pacific	11-5-77
Bob Cozens	114	Redlands	10-19-40
Glenn Zinser	114	New Mexico State	10-23-37
240. Adam Muema	113	at San José State*	11-9-13
Lynell Hamilton	113	Eastem Washington	8-30-03
Justin Watson	113	Idaho	9-7-96
T.C. Wright	113	Long Beach State	9-8-91
Paul Hewitt	113	Utah*	9-12-87
Frank Geary	113	Florida State	10-27-73
Jim Allison	113	at San José State	11-28-64
247. Donnel Pumphrey	112	Hawaii*	11-5-16
Chase Price	112	Nevada*	11-28-15
Donnel Pumphrey	112	Navy (PB)	12-23-14
Donnel Pumphrey	112	Nevada*	10-4-13
Walter Kazee	112	at UNLV	11-28-09
Larry Ned	112	at Ohio State	10-20-01
Jonas Lewis	112	UTEP*	11-21-98
Mac Dillingham	112	Northern Illinois	9-20-68
Norm Nygaard	112	at Pepperdine*	10-10-53
256. Donnel Pumphrey	111	Northern Arizona	8-30-14
Adam Muema	111	(18) Fresno State	10-26-13
Brandon Sullivan	111	Southern Utah	9-12-09
Larry Ned	111	Hawaii*	10-9-98
Phil DuBois	111	Utah*	12-2-78
David Turner	111	at San José State	11-26-77
Art Preston	111	Pepperdine*	10-14-50
263. Donnel Pumphrey	110	at Wyoming* (CC)	11-19-16
Rashaad Penny	110	UNLV*	10-8-16
Lynell Hamilton	110	at Hawaii*	12-3-05
Art Preston	110	at Arizona State	11-4-50
267. Ronnie Hillman	109	at (22) Michigan	9-24-11
Larry Maxey	109	at Wyoming*	10-6-90
Paul Hewitt	109	at Utah*	10-29-88
Chris Hardy	109	at New Mexico*	9-27-86
Jim Pyles	109	at Whittier	11-26-55
272. Rashaad Penny	108	Hawaii*	11-5-16
Lynell Hamilton	108	at Colorado State*	11-12-05
David Turner	108	Brigham Young	10-2-76
275. Rashaad Penny	107	No. Illinois	9-30-17
Lynell Hamilton	107	at UTEP*	9-13-03
Adam Victoria	107	Long Beach State*	11-13-71
Lloyd Edwards	107	Fresno State	11-2-68
Nate Johns	107	at Cal State LA*	10-16-65
280. Walter Kazee	106	Air Force*	11-10-12
Fred Collins	106	UNLV*	10-26-02
Marshall Faulk	106	at Air Force*	9-18-93
Tony Allen	106	at Colorado State*	10-20-79
Bill Kramer	106	New Mexico State	11-16-74
Art Preston	106	at Cal Poly SLO*	11-18-50
286. Rashaad Penny	105	San José State*	10-21-16
Walter Kazee	105	UNLV*	10-27-12
Adam Muema	105	Colorado State*	10-13-12
Walter Kazee	105	North Dakota	9-15-12
Brandon Sullivan	105	Wyoming	11-14-09
Michael Franklin	105	at Colorado State*	11-15-03
George Jones	105	Nevada	9-28-95

Wayne Pittman	105	at Wyoming*	10-22-94
Paul Hewitt	105	Hawaii*	10-15-88
Ted Washington	105	at Northern Illinois	10-21-67
Lloyd Edwards	105	at Northern Illinois	10-21-67
Jim Allison	105	at Long Beach State*	10-10-64
Jim Pyles	105	at New Mexico	11-24-56
Max Glass	105	New Mexico State	10-23-37
300. Darrin Wagner	104	Pacific	10-21-89
Chris Hardy	104	Utah*	10-19-85
Mario Mendez	104	SD Marines	11-30-63
Claude Lewis	104	San José State*	10-20-56
304. Adam Muema	103	Brigham Young (PB)	12-20-12
Brandon Bomes	103	at Air Force*	11-13-04
Jonas Lewis	103	at Kansas	9-25-99
Larry Maxey	103	at UCLA	10-13-90
Tommy Booker	103	at Oregon	9-8-90
Norm Nygaard	103	San Francisco State	11-8-52
Art Preston	103	at Redlands	11-10-51
311. Donnel Pumphrey	102	South Alabama	9-19-15
T.C. Wright	102	New Mexico*	10-12-91
Corey Gilmore	102	Utah*	10-19-85
Matt Kofler (QB)	102	New Mexico*	11-22-80
Craig Ellis	102	at Air Force*	9-20-80
Lloyd Edwards	102	Texas Southern	10-12-68
317. Walter Kazee	101	New Mexico State	10-3-09
Kevin O'Connell (QB)	101	at Brigham Young*	11-6-04
Michael Franklin	101	Idaho State	9-4-04
Tony Allen	101	Miami (Fla.)	10-13-79
George Brown	101	Southern Mississippi	10-10-70
George Brown	101	at UT Arlington	10-18-69
Kern Carson	101	at Pacific	11-9-63
Art Preston	101	Fresno State*	10-21-50
Walt Sefton	101	SD Marines	11-11-37
326. Donnel Pumphrey	100	at (21) North Carolina	9-16-14
Atiyah Henderson	100	Idaho	9-27-08
Michael Franklin	100	Nevada	9-25-04
Frank Geary	100	at Arizona	9-14-74
Phil Prokop	100	San José State	9-27-52

AFB - Armed Forces Bowl; CC - Conference championship game; FB - Freedom Bowl; LVB - Las Vegas Bowl; PB - Poinsettia Bowl; FIPB - Famous Idaho Potato Bowl.

### MULTIPLE 100-YARD RUSHING GAMES

28 times, SDSU is 27-1, with 17 straight wins, when multiple players rush for 100 yards or more

Date	Opponent	No.	Yds.	TDs
10-23-37	New Mexico State (W, 20-0)			
	Glenn Zinser	22	114	1
	Max Glass	24	105	0
10-11-52	Pepperdine* (W, 33-13)			
	Phil Prokop	7	158	1
	Norm Nygaard	13	152	2
10-25-52	Cal State L.A.* (W, 41-26)			
	Norm Nygaard	20	188	1
	Don Bonatus	14	138	1
10-23-53	at Cal State L.A.* (W, 40-13)			
	Norm Nygaard	15	132	2
	Marshall Malcolm	9	118	2
10-2-65	Cal Poly SLO* (W, 41-0)			
	Don Shy	19	136	1
	Nate Johns	12	121	2
9-17-66	Mexico Polytechnic (W, 45-0)			
	Gary Wilson	16	209	2
	Don Shy	8	155	1
10-21-67	at Northern Illinois (W, 47-6)			
	Lloyd Edwards	14	105	0
	Ted Washington	21	105	0
11-2-68	Fresno State (W, 42-12)			
	George Brown	14	144	1
	Lloyd Edwards	22	107	0
11-6-76	San José State (W, 30-17)			
	Binky Benton	29	152	2
	Ron Smith	6	124	0
11-4-78	Colorado State* (W, 34-31)			
	Marcus Jennings	27	178	1
	Phil DuBois	14	121	0
10-19-85	Utah* (L, 37-39)			
	Chris Hardy	17	104	1
	Cory Gilmore	16	102	2

### 100-YARD RUSHING GAMES AGAINST MOUNTAIN WEST OPPONENTS

Opponent	100-Yard Gms.	High	Last
Air Force	17	259, Paul Hewitt, 9-11-88 (H)	128, Rashaad Penny, 9-23-17 (A)
Boise State	3	147, Donnel Pumphrey, 11-15-14 (A)	147, Donnel Pumphrey, 11-15-14 (A)
Colorado State	15	235, Chris Hardy, 9-28-85 (H)	121, Donnel Pumphrey, 10-31-15 (A)
Fresno State	22	270, George Jones, 10-14-95 (A)	220, Donnel Pumphrey, 10-14-16 (A)
Hawaii	18	300, Marshall Faulk, 11-14-92 (H)	253, Rashaad Penny, 10-28-17 (A)
Nevada	9	222, Rashaad Penny, 11-18-17 (H)	222, Rashaad Penny, 11-18-17 (H)
New Mexico	22	246, Donnel Pumphrey, 11-1-14 (A)	203, Rashaad Penny, 11-24-17 (H)
San José State	15	261, Donnel Pumphrey, 11-29-14 (H)	<b>234, Penny/134, Washington, 11-4-17 (A)</b>
UNLV	14	275, George Jones, 11-16-96 (A)	170, Rashaad Penny, 10-7-17 (A)
Utah State	5	223, Donnel Pumphrey, 10-28-16 (A)	223, Pumphrey & 137 Washon, 10-28-16 (A)
Wyoming	19	255, Adam Muema, 11-24-12 (A)	117, Penny & 110 Pumphrey, 12-3-16 (A)

### 100-YARD RUSHING GAMES VS. 2018 NON-CONFERENCE OPPONENTS

Opponent	100-Yard Gms.	High	Last
Arizona State	2	216, Rashaad Penny, 9-9-17 (A)	216, Rashaad Penny, 9-19-17 (A)
Eastern Michigan	0	first meeting	
Stanford	1	175, Rashaad Penny, 9-16-17 (H)	175, Rashaad Penny, 9-16-17 (H)
Sacramento State	0	first meeting	

10-12-91	New Mexico* (W, 38-24)			
	Marshall Faulk	14	153	2
	T.C. Wright	18	102	1
10-9-98	Hawaii* (W, 35-13)			
	Jonas Lewis	16	118	1
	Larry Ned	11	111	2
10-17-98	at New Mexico* (W-ot, 36-33)			
	Jonas Lewis	23	166	3
	Larry Ned	23	146	1
9-15-12	North Dakota (W, 49-41)			
	Adam Muema	13	124	1
	Walter Kazee	18	105	2
10-27-12	UNLV* (W, 24-13)			
	Adam Muema	21	143	0
	Walter Kazee	21	105	1
10-4-13	Nevada* (W-ot, 51-44)			
	Adam Muema	24	134	2
	Donnel Pumphrey	11	112	1
10-10-14	at New Mexico* (W, 24-14)			
	Donnel Pumphrey	20	246	2
	Chase Price	17	141	1
10-3-15	Fresno State* (W, 21-7)			
	Chase Price	27	151	0
	Donnel Pumphrey	23	124	1
11-14-15	Wyoming* (W, 38-3)			
	Chase Price	17	152	2
	Donnel Pumphrey	29	140	0
11-28-15	Nevada* (W, 31-14)			
	Donnel Pumphrey	23	154	2
	Chase Price	19	112	1
10-8-16	UNLV* (W, 26-7)			
	Donnel Pumphrey	31	141	1
	Rashaad Penny	14	110	1
10-21-16	San José State* (W, 42-3)			
	Donnel Pumphrey	24	135	2
	Rashaad Penny	9	105	3
10-28-16	at Utah State* (W, 40-13)			
	Donnel Pumphrey	32	223	0
	Juwan Washington	14	137	2
11-5-16	Hawaii* (W, 55-0)			
	Rashaad Penny	10	208	2
	Donnel Pumphrey	21	112	0
11-12-16	at Nevada* (W, 46-16)			
	Rashaad Penny	10	208	2
	Donnel Pumphrey	26	198	1
12-3-16	at Wyoming (MW-CC) (W, 27-24)			
	Rashaad Penny	16	117	2
	Donnel Pumphrey	25	110	1
11-4-17	San José State* (W, 52-7)			
	Rashaad Penny	20	234	3
	Juwan Washington	16	134	2

### CONSECUTIVE 100-YARD RUSHING GAMES

Date	Opponent	No.	Yds.	TDs
<b>Marshall Faulk - 10</b>				
11-9-91	Colorado State*	30	174	1
11-16-91	Brigham Young*	20	118	2
11-30-91	at (1) Miami (Fla.)	27	154	0
12-30-91	vs. Tulsa (FB)	30	157	1
9-5-92	USC	27	220	3
9-10-92	at Brigham Young*	35	299	3
9-26-92	at (21) UCLA	23	118	1
10-3-92	at New Mexico*	25	200	2
10-17-92	UTEP*	30	156	1
10-24-92	Air Force*	29	129	0
<b>Donnel Pumphrey - 9</b>				
9-10-16	California	29	281	3
9-17-16	at Northern Illinois	23	220	3
10-1-16	at South Alabama	25	151	1
10-8-16	UNLV*	31	141	1
10-14-16	at Fresno State*	38	220	2
10-21-16	San José State*	24	135	2
10-28-16	at Utah State*	32	135	2
11-5-16	Hawaii*	21	112	0
10-12-16	at Nevada	26	198	1
<b>Donnel Pumphrey - 8</b>				
10-3-15	Fresno State*	23	124	1
10-10-15	at Hawaii*	30	148	3
10-17-15	at San José State*	20	152	1
10-23-15	Utah State*	23	181	2
10-31-15	at Colorado State*	20	121	2
11-14-15	Wyoming*	29	140	0
11-21-15	at UNLV*	14	139	2
11-28-15	Nevada*	23	154	2
<b>George Jones - 8</b>				
9-28-95	Nevada	25	105	1
10-7-95	at Utah*	39	160	1
10-14-95	Fresno State*	28	270	5
10-21-95	San José State	19	253	2
10-28-95	at UTEP*	21	173	2
11-4-95	New Mexico*	35	208	3
11-11-95	Wyoming*	27	133	1
11-18-95	at Hawaii*	21	164	3
<b>Rashaad Penny - 6</b>				
9-2-17	UC Davis	21	197	2
9-9-17	at Arizona State	18	216	1
9-16-17	(19) Stanford	32	175	1
9-23-17	at Air Force*	20	128	

# Rushing



EIGHT STRAIGHT BOWL GAME APPEARANCES ► 21 CONFERENCE CHAMPIONSHIPS

RUSHING ◀ RECORDS

9-24-11	at (22) Michigan	21	109	0
<b>Rashaad Penny - 5</b>				
10-28-17	at Hawaii*	30	253	2
11-4-17	San José State*	20	234	3
11-18-17	Nevada*	24	222	2
11-24-17	New Mexico*	22	203	2
12-23-17	vs. Army (AFB)	14	221	4
<b>Donnel Pumphrey - 5</b>				
11-8-14	Idaho	26	142	1
11-15-14	at Boise State*	24	147	2
11-21-14	Air Force*	27	131	1
11-29-14	San José State*	21	261	3
12-23-14	Navy (PB)	21	112	1
<b>Adam Muema - 4</b>				
10-26-13	(18) Fresno State*	27	111	2
11-2-13	New Mexico*	27	233	3
11-9-13	at San José State*	21	113	2
11-16-13	at Hawaii*	24	163	1
<b>Larry Ned - 4</b>				
9-24-98	(16) Arizona	33	146	1
10-3-98	at Tulsa*	32	167	0
10-9-98	Hawaii*	11	111	2
10-17-98	at New Mexico*	23	146	1
<b>David Turner - 4</b>				
11-5-77	at Pacific	35	114	1
11-12-77	Long Beach State	26	118	3
11-19-77	(13) Florida State	25	189	2
11-26-77	at (16) San José State	27	111	0
<b>Jim Allison - 4</b>				
9-19-64	at Cal Poly Pomona	20	120	2
9-26-64	San Francisco State	20	271	4
10-3-64	at Cal Poly SLO*	22	185	3
10-10-64	at Long Beach State*	18	105	1
<b>Donnel Pumphrey - 3</b>				
9-28-13	at New Mexico State	19	167	3
10-4-13	Nevada*	11	112	1
10-10-13	at Air Force*	17	117	1
<b>Ronnie Hillman - 3</b>				
10-12-11	at Air Force*	27	172	2
10-29-11	Wyoming*	25	224	2
11-5-11	New Mexico*	29	141	1
<b>Lynell Hamilton - 3</b>				
11-12-05	at Colorado State*	21	108	1
11-19-05	Wyoming*	27	154	1
12-3-05	at Hawaii	26	110	1
<b>Michael Franklin - 3</b>				
11-15-03	at Colorado State*	18	105	0
11-22-03	Air Force*	29	122	1
9-4-04	Idaho State	12	101	1
<b>Larry Ned - 3</b>				
9-22-01	at Colorado State*	40	177	2
9-29-01	Air Force*	24	178	2
10-6-01	Eastern Illinois	30	285	3
<b>Jonas Lewis - 3</b>				
10-11-97	New Mexico*	26	119	0
10-18-97	UNLV*	36	127	1
10-25-97	at Hawaii*	30	129	0
<b>Wayne Pittman - 3</b>				
10-15-94	at New Mexico*	27	129	1
10-22-94	at Wyoming*	22	105	1
10-29-94	Hawaii*	33	183	2
<b>Marshall Faulk - 3</b>				
10-23-93	New Mexico*	36	186	1
10-30-93	at Utah*	22	141	1
11-11-93	Brigham Young*	32	252	2
<b>Wayne Pittman - 3</b>				
10-19-91	at UTEP*	28	149	2
10-26-91	at Utah*	36	153	0
11-2-91	Wyoming*	26	147	0
<b>T.C. Wright - 3</b>				
11-24-90	UTEP*	14	137	2
12-1-90	(2) Miami	22	118	1
9-8-91	Long Beach State	18	113	1
<b>Tony Allen - 3</b>				
10-13-79	Miami	28	101	1
10-20-79	at Colorado State*	16	106	0
10-27-79	at Utah*	28	151	1
<b>David Turner - 3</b>				
10-1-77	Utah State	22	165	1
10-8-77	at Fresno State	28	145	1
10-15-77	UTEP	19	129	3

<b>Jim Allison - 3</b>				
11-14-64	CSUN*	22	144	2
11-21-64	Cal Western	24	156	3
11-28-64	at San José State	23	113	1
<b>Norm Nygaard - 3</b>				
10-25-52	Cal State L.A.*	20	188	1
11-1-52	Fresno State	19	151	2
11-8-52	San Francisco State	18	103	2

### CONSECUTIVE 200-YARD RUSHING GAMES

Date	Opponent	No.	Yds.	TDs
<b>Rashaad Penny - 5</b>				
10-28-17	at Hawaii*	30	253	2
11-4-17	San José State*	20	234	3
11-18-17	Nevada*	24	222	2
11-24-17	New Mexico*	22	203	2
12-23-17	vs. Army (AFB)	14	221	4
<b>Donnel Pumphrey - 2</b>				
10-14-95	California	29	281	3
9-17-16	at Northern Illinois	23	220	3
<b>George Jones - 2</b>				
10-14-95	Fresno State*	28	270	5
10-21-95	San José State	19	253	2
<b>Marshall Faulk - 2</b>				
9-5-92	USC	27	220	3
9-10-92	at Brigham Young*	35	299	3

### 1,000-YARD RUSHING SEASONS

<b>Norm Nygaard, 1952</b>				
Date	Opponent	Att.	Yds.	TD
Game-By-Game Unavailable				
<b>TOTALS</b>			<b>1,016</b>	

<b>Jim Allison, 1964</b>					
Date	Opponent	Att.	Yds.	TD	
S.19	at Cal Poly Pomona	20	120	2	
S.26	San Francisco State	20	271	4	
O.3	at Cal Poly SLO*	22	185	3	
O.10	at Long Beach State*	18	105	1	
O.17	Cal State L.A.*16	28	0		
O.24	at UC Santa Barbara	injured			
O.31	Fresno State*	9	64	0	
N.14	CSUN	22	144	2	
N.21	Cal Western University (1K)	24	156	3	
N.28	at San José State	23	113	1	
<b>TOTALS (9 games)</b>			<b>174</b>	<b>1,186</b>	<b>16</b>

<b>David Turner, 1977</b>					
Date	Opponent	Att.	Yds.	TD	
S.10	Cal State Fullerton	11	76	0	
S.17	at Arizona	17	68	0	
O.1	Utah State	22	165	1	
O.8	at Fresno State	28	145	1	
O.15	UTEP	19	129	3	
O.22	UNLV	20	91	1	
O.29	Tulsa	10	46	0	
N.5	at Pacific	35	114	1	
N.12	Long Beach State	26	118	3	
N.19	(13) Florida State (1K)	25	189	2	
N.26	at San José State	27	111	0	
<b>TOTALS (11 games)</b>			<b>240</b>	<b>1,252</b>	<b>12</b>

<b>Tony Allen, 1979</b>					
Date	Opponent	Att.	Yds.	TD	
S.8	at Missouri	1	9	0	
S.22	at Fresno State	24	202	2	
S.29	Wisconsin	15	54	0	
O.6	at New Mexico*	25	68	2	
O.13	Miami	28	101	1	
O.20	at Colorado State*	16	106	0	
O.27	at Utah*	28	151	1	
N.3	Wyoming*	18	54	1	
N.10	Arizona	28	151	2	
N.17	UTEP* (1K)	29	138	1	
N.24	(10) Brigham Young*	14	60	0	
<b>TOTALS (11 games)</b>			<b>226</b>	<b>1,094</b>	<b>10</b>

<b>Chris Hardy, 1985</b>					
Date	Opponent	Att.	Yds.	TD	
S.14	Long Beach State	10	54	1	
S.21	at (12) UCLA	5	50	0	
S.28	Colorado State*	20	235	2	
O.5	Stanford	17	80	0	
O.12	at (11) Brigham Young*	4	17	0	
O.19	Utah*	17	104	1	
O.26	Oregon	8	45	0	
N.2	at (7) Air Force*	20	97	0	
N.9	at Wyoming	11	68	0	
N.16	UTEP*	19	223	1	
N.23	New Mexico* (1K)	15	86	1	
N.30	at Hawaii*	12	91	1	
<b>TOTALS (12 games)</b>			<b>158</b>	<b>1,150</b>	<b>7</b>

<b>Paul Hewitt, 1987</b>					
Date	Opponent	Att.	Yds.	TD	
S.5	at (3) UCLA	10	44	0	
S.12	Utah*	18	113	2	
S.19	at Air Force*	7	16	0	
S.26	at Oregon	21	63	1	
O.3	at Wyoming*	8	27	1	
O.10	UTEP*	31	149	2	
O.17	Stanford	8	32	0	
O.24	Long Beach State	35	203	3	
O.31	at Hawaii*	24	86	2	
N.7	at Brigham Young*	21	92	2	
N.14	Colorado State*	25	86	1	
N.21	New Mexico* (1K)	25	90	4	
<b>TOTALS (12 games)</b>			<b>233</b>	<b>1,001</b>	<b>18</b>

<b>Paul Hewitt, 1988</b>					
Date	Opponent	Att.	Yds.	TD	
S.3	at (5) UCLA	6	23	0	
S.11	Air Force*	45	259	4	
S.17	at Stanford	12	37	1	
O.1	(20) Oregon	8	19	0	
O.8	Wyoming*	13	54	1	
O.15	Hawaii*	22	105	0	
O.22	at Colorado State*	16	71	0	
O.29	at Utah*	29	109	1	
N.5	(20) Brigham Young*	37	152	2	
N.12	at UTEP*	20	86	0	
N.19	at New Mexico* (1K)	32	140	1	
<b>TOTALS (11 games)</b>			<b>240</b>	<b>1,055</b>	<b>10</b>

<b>Marshall Faulk, 1991</b>					
Date	Opponent	Att.	Yds.	TD	
S.8	Long Beach State	11	39	1	
S.14	Pacific	37	386	7	
S.21	at Air Force*	25	114	2	
S.26	UCLA	15	79	1	
O.5	at Hawaii*	22	212	5	
O.12	New Mexico*	14	153	2	
O.19	at UTEP*	injured			
O.26	at Utah*	injured			
N.2	Wyoming*	injured			
N.9	Colorado State* (1K)	30	174	1	
N.16	Brigham Young*	20	118	2	
N.30	at (1) Miami	27	154	0	
<b>TOTALS (9 games)</b>			<b>201</b>	<b>1,429</b>	<b>21</b>

<b>Freedom Bowl (Anaheim, Calif.)</b>					
D.30	vs. (23) Tulsa	30	157	1	
<b>TOTALS (10 games)</b>			<b>231</b>	<b>1,586</b>	<b>22</b>

<b>Marshall Faulk, 1992</b>					
Date	Opponent	Att.	Yds.	TD	
S.5	vs. USC	27	220	3	
S.10	at Brigham Young	35	299	3	
S.26	at (11) UCLA	23	118	1	
O.3	at New Mexico*	25	200	2	
O.17	UTEP*	30	156	1	
O.24	Air Force* (1K)	29	129	0	
O.31	at Colorado State*	18	60	0	
N.7	at Wyoming*	33	127	0	
N.14	(23) Hawaii*	43	300	4	
N.21	Fresno State*	2	21	1	
N.28	(1) Miami	injured			
<b>TOTALS (10 games)</b>			<b>265</b>	<b>1,630</b>	<b>15</b>

<b>Marshall Faulk, 1993</b>					
Date	Opponent	Att.	Yds.	TD	
S.4	CSUN	27	170	3	
S.11	at (21) California	22	64	1	
S.18	at Air Force*	24	106	3	
S.25	Minnesota	22	81	1	
O.1	UCLA	19	53	1	
O.9	at Hawaii*	27	175	4	
O.16	Colorado State*	18	89	0	
O.23	New Mexico*	36	186	1	
O.30	at Utah* (1K)	22	141	1	
N.11	Brigham Young*	32	252	2	
N.20	at Fresno State*	21	63	1	
N.27	Wyoming*	30	150	3	
<b>TOTALS (12 games)</b>			<b>300</b>	<b>1,530</b>	<b>21</b>

<b>Wayne Pittman, 1994</b>				
Date	Opponent	Att.	Yds.	TD
S.3	Navy	13	86	2
S.10				

# Rushing



EIGHT STRAIGHT BOWL GAME APPEARANCES ► 21 CONFERENCE CHAMPIONSHIPS

S.13	at UTEP	22	107	0
S.20	Stanford	31	220	1
S.27	at UCLA	20	87	0
O.4	Brigham Young*	22	74	0
O.11	at Utah*	17	49	0
O.18	New Mexico*	18	56	1
O.25	Wyoming*	40	218	0
N.8	at UNLV* (1K)	24	94	0
N.15	at Colorado State*		injured	
N.22	Air Force*		injured	
<b>TOTALS (10 games)</b>		<b>234</b>	<b>1,087</b>	<b>4</b>

<b>Ronnie Hillman, 2010</b>					<b>T-Fr.</b>
<b>Date</b>	<b>Opponent</b>	<b>Att.</b>	<b>Yds.</b>	<b>TD</b>	
S.4	Nicholls State	15	65	1	
S.11	at New Mexico State	22	150	4	
S.18	at Missouri	23	228	2	
S.25	Utah State	23	89	1	
O.9	at Brigham Young*	11	62	0	
O.16	(23) Air Force*	24	191	2	
O.23	at New Mexico*	18	64	1	
O.30	at Wyoming*	21	44	0	
N.6	Colorado State* (1K)	31	151	1	
N.13	at (3) TCU*	13	54	0	
N.20	(25) Utah*	14	54	1	
N.27	UNLV*	19	152	1	
<b>TOTALS (12 games)</b>		<b>234</b>	<b>1,304</b>	<b>14</b>	
<b>Poinsettia Bowl (San Diego, Calif.)</b>					
D.23	Navy	28	228	3	
<b>TOTALS (13 games)</b>		<b>262</b>	<b>1,532</b>	<b>17</b>	

<b>Ronnie Hillman, 2011</b>					<b>So.</b>
<b>Date</b>	<b>Opponent</b>	<b>Att.</b>	<b>Yds.</b>	<b>TD</b>	
S.3	Cal Poly	28	189	2	
S.10	at Army	17	117	2	
S.17	Washington State	32	191	4	
S.24	at (22) Michigan	21	109	0	
O.8	TCU*	20	55	0	
O.13	at Air Force*	27	172	2	
O.29	Wyoming* (1K)	25	224	2	
N.5	New Mexico*	29	141	1	
N.12	at Colorado State*	24	80	0	
N.19	(10) Boise State*	3	8	0	
N.26	at UNLV*	32	192	2	
D.3	Fresno State	29	178	4	
<b>TOTALS (12 games)</b>		<b>287</b>	<b>1,656</b>	<b>19</b>	
<b>R&amp;L Carriers New Orleans Bowl (New Orleans, La.)</b>					
D.17	vs. Louisiana-Lafayette	24	55	0	
<b>TOTALS (13 games)</b>		<b>311</b>	<b>1,711</b>	<b>19</b>	

<b>Adam Muema, 2012</b>					<b>So.</b>
<b>Date</b>	<b>Opponent</b>	<b>Att.</b>	<b>Yds.</b>	<b>TD</b>	
S.1	at Washington	11	32	1	
S.8	Army	15	98	1	
S.15	North Dakota	13	124	1	
S.22	San José State*	25	202	1	
S.29	at Fresno State*	13	64	2	
O.6	Hawaii*	20	77	1	
O.13	Colorado State*	14	105	2	
O.20	at Nevada*	13	47	0	
O.27	UNLV*	21	143	0	
N.3	at (14) Boise State* (1K)	25	127	1	
N.10	Air Force*	15	81	2	
N.24	at Wyoming*	26	255	4	
<b>TOTALS (12 games)</b>		<b>211</b>	<b>1,355</b>	<b>16</b>	
<b>Poinsettia Bowl (San Diego, Calif.)</b>					

D.20	Brigham Young	26	103	0
<b>TOTALS (13 games)</b>		<b>237</b>	<b>1,458</b>	<b>16</b>

<b>Adam Muema, 2013</b>					<b>Jr.</b>
<b>Date</b>	<b>Opponent</b>	<b>Att.</b>	<b>Yds.</b>	<b>TD</b>	
A.31	Eastern Illinois	10	17	0	
S.7	at (3) Ohio State	3	5	0	
S.21	Oregon State	28	71	1	
S.28	at New Mexico State	10	25	0	
O.4	Nevada*	24	134	2	
O.10	at Air Force*	18	86	0	
O.26	(18) Fresno State*	27	111	2	
N.2	New Mexico*	27	233	3	
N.9	at San José State*	21	113	2	
N.16	at Hawaii*	24	163	1	
N.23	Boise State* (1K)	24	46	1	
N.30	at UNLV*	12	11	0	
<b>TOTALS (12 games)</b>		<b>228</b>	<b>1,015</b>	<b>12</b>	
<b>Famous Idaho Potato Bowl (Boise, Idaho)</b>					
D.21	Buffalo	28	229	3	
<b>TOTALS (13 games)</b>		<b>256</b>	<b>1,244</b>	<b>15</b>	

<b>Donnel Pumphrey, 2014</b>					<b>So.</b>
<b>Date</b>	<b>Opponent</b>	<b>Att.</b>	<b>Yds.</b>	<b>TD</b>	
A.30	Northern Arizona	19	111	2	
S.7	at (21) North Carolina	17	100	2	
S.20	at Oregon State	17	89	1	
S.27	UNLV*	22	167	4	
O.3	at Fresno State*	24	94	0	
O.10	at New Mexico*	20	246	2	
O.18	Hawaii*	25	182	1	
N.1	at Nevada* (1K)	13	85	0	
N.8	Idaho	26	142	1	
N.15	at Boise State*	24	147	2	
N.21	Air Force*	27	131	1	
N.29	San José State*	21	261	3	
<b>TOTALS (12 games)</b>		<b>255</b>	<b>1,755</b>	<b>19</b>	
<b>Poinsettia Bowl (San Diego, Calif.)</b>					
D.23	Navy	21	112	1	
<b>TOTALS (13 games)</b>		<b>276</b>	<b>1,867</b>	<b>20</b>	

<b>Donnel Pumphrey, 2015</b>					<b>Jr.</b>
<b>Date</b>	<b>Opponent</b>	<b>Att.</b>	<b>Yds.</b>	<b>TD</b>	
S.5	San Diego	19	62	1	
S.12	at California	21	85	0	
S.19	South Alabama	28	102	1	
S.26	at Penn State	18	56	1	
O.3	Fresno State*	23	124	1	
O.10	at Hawaii*	30	148	3	
O.17	at San José State*	20	152	1	
O.23	Utah State*	23	181	2	
O.31	at Colorado State* (1K)	20	121	2	
N.14	Wyoming*	29	140	0	
N.21	at UNLV*	14	139	2	
N.28	Nevada*	23	154	2	
D.5	Air Force	16	90	0	
<b>TOTALS (13 games)</b>		<b>284</b>	<b>1,554</b>	<b>16</b>	
<b>Hawaii Bowl (Honolulu, Hawaii)</b>					
D.24	vs. Cincinnati	25	99	1	
<b>TOTALS (14 games)</b>		<b>309</b>	<b>1,653</b>	<b>17</b>	

<b>Chase Price, 2015</b>					<b>Sr.</b>
<b>Date</b>	<b>Opponent</b>	<b>Att.</b>	<b>Yds.</b>	<b>TD</b>	
S.5	San Diego	10	66	0	
S.12	at California	9	35	0	
S.19	South Alabama	4	41	0	

## MOST RUSHING YARDS/TWO CONSECUTIVE GAMES

Pl.	Player	Cl.	Season	Yards	Opponents (Yards)	Dates
1.	George Jones	Jr.	1995	523	Fresno State* (270), SJSU* (253)	10-14/10-21
2.	Marshall Faulk	So.	1992	519	USC (220), at Brigham Young* (299)	9-3/9-10
3.	Donnel Pumphrey	Sr.	2016	501	California (281), at No. Illinois (220)	9-10/9-17
4.	Marshall Faulk	T-Fr.	1991	500	Pacific (386), at Air Force* (114)	9-14/9-21
5.	Rashaad Penny	Sr.	2017	487	at Hawaii* (253), at SJSU* (234)	10-28/11-4
6.	Larry Ned	Sr.	2001	463	Air Force* (178), Eastern Illinois (285)	9-29/10-6
7.	Rashaad Penny	Sr.	2017	456	at SJSU* (234), Nevada (222)	11-4/11-18
	Jim Allison	Sr.	1964	456	San Francisco State (271), at Cal Poly* (185)	9-26/10-3
9.	George Jones	Jr.	1995	430	at Utah* (160), Fresno State* (270)	10-7/10-14
10.	Donnel Pumphrey	So.	2014	428	at New Mexico* (246), Hawaii* (182)	10-10/10-18

## Annual Rushing Leaders

Year	Player	Cl.	NR	CR	Att.	Yds.	Avg.	TDs	
1947	Joe Riccobono	So.			101	405	4.0	3	
1948	Murry Callan	So.			95	528	5.6	3	
1949	Jim Simmons	Jr.			87	523	6.0	9	
1950	Art Preston	Jr.			114	78	5.4	11	
1951	Art Preston	Sr.			118	588	4.9	7	
1952	Norm Nygaard	So.			153	1,016	6.6	9	
1953	Norm Nygaard	Jr.			126	889	7.1	12	
1954	Norm Nygaard	Sr.			128	714	5.6	4	
1955	Jim Pyles	So.			54	326	6.0	2	
1956	Claude Lewis	Sr.			87	470	5.4	4	
1957	Cecil McGehee	Jr.			75	218	2.9	1	
1958	Bob Ball	So.			77	344	4.7	0	
1959	Dick Morris	Jr.			68	313	4.6	1	
1960	Dick Morris	Sr.			83	306	3.7	3	
1961	Kern Carson	So.			87	560	6.0	5	
1962	Kern Carson	Jr.	1		114	796	6.7	10	
1963	Kern Carson	Sr.	3		115	555	4.8	11	
1964	Jim Allison	Sr.	1		174	1,186	6.8	16	
1965	Nate Johns	Jr.			115	921	8.0	9	
1966	Ted Washington	So.		2	97	591	6.1	6	
1967	Ted Washington	Jr.			147	608	3.8	7	
1968	Lloyd Edwards	Sr.			178	809	4.5	7	
1969	George Brown	Jr.		3	134	558	4.2	5	
1970	Eddie Steward	Jr.		4	84	580	6.9	3	
1971	Adam Victoria	Sr.		6	147	483	3.2	9	
1972	Dennis Haughn	Jr.		0	90	301	3.3	2	
1973	Frank Geary	Jr.		5	106	479	4.5	4	
1974	Bill Kramer	Sr.		3	148	905	6.1	2	
1975	Monty Reedy	Sr.		6	144	617	4.3	9	
1976	David Turner	Jr.			193	982	5.1	7	
1977	David Turner	Sr.			240	1,252	5.2	13	
1978	Phil DuBois	Sr.			153	705	4.6	3	
1979	Tony Allen	Sr.	19	1	226	1,094	4.8	10	
1980	Derrick Harvey	Fr.			71	338	4.8	2	
1981	Bull Williams	Sr.			65	256	3.9	2	
1982	Derrick Harvey	So.			155	558	3.6	6	
1983	Mike Waters	Jr.			132	562	4.3	0	
1984	Mike Waters	Sr.			180	704	3.9	5	
1985	Chris Hardy	Jr.			158	1,150	7.3	7	
1986	Chris Hardy	Sr.		3	237	947	4.0	12	
1987	Paul Hewitt	Jr.		4	233	1,001	4.3	18	
1988	Paul Hewitt	Sr.	21	1	240	1,055	4.4	10	
1989	Ron Slack	Sr.			220	914	4.2	13	
1990	T.C. Wright	Jr.		2	116	730	6.3	6	
1991	Marshall Faulk	Fr.	1	1	201	1,429	7.1	21	
1992	Marshall Faulk	So.	1	1	265	1,630	6.2	15	
1993	Marshall Faulk	Jr.	5	2	300	1,530	5.1	21	
1994	Wayne Pittman	Sr.	27	3	274	1,136	4.1	12	
1995	George Jones	Jr.	3	1	305	1,842	6.0	23	
1996	George Jones	Sr.			181	968	5.3	11	
1997	Jonas Lewis	So.		10	227	1,021	4.5	6	
1998	Jonas Lewis	Jr.	30	6	181	897	5.0	7	
1999	Larry Ned	Jr.	44	4	162	894	5.5	11	
2000	Larry Ned	Sr.			139	357	2.6	6	
2001	Larry Ned	*Sr.	4	2	311	1,549	5.0	15	
2002	James Truvillion	Sr.		14	120	392	3.3	3	
2003	Lynell Hamilton	Fr.	18	2	234	1,087	4.6	4	
2004	Brandon Bomes	Fr.		9	133	578	4.3	6	
2005	Lynell Hamilton	So.		7	190	819	4.3	9	
2006	Atiyah Henderson	Fr.	74	5	174	764	4.4	1	
2007	Kevin O'Connell	Sr.		14	135	408	3.0	11	
2008	Atiyah Henderson	Jr.		12	120	490	4.1	4	
2009	Brandon Sullivan	Jr.		8	154	562	3.7	4	
2010	Ronnie Hillman	Fr.	10	1	262	1,532	5.8	17	
2011	Ronnie Hillman	So.		4	311	1,711	5.5	19	
2012	Adam Muema	So.	18	4	237	1,458	6.2	16	
2013	Adam Muema	Jr.	33	5	256	1,244	4.9	15	
2014	Donnel Pumphrey	So.		4	1	276	1,867	6.8	20
2015	Donnel Pumphrey	Jr.	14	3	309	1,653	5.3	17	
2016	Donnel Pumphrey	Sr.	2	1	349	* 2,133	6.1	17	
2017	Rashaad Penny	Sr.	1	1	289	* 2,248	7.8	23	

NR - national ranking in yards per game. CR - conference ranking in yards per game.  
\* - regained second senior year after fulfilling academic requirements. \* - indicates led nation in this category.



S.26	at Penn State	4	24	0
O.3	Fresno State*	27	151	0
O.10	at Hawaii**	16	60	0
O.17	at San José State*	10	47	1
O.23	Utah State*	21	97	1
O.31	at Colorado State*	12	50	1
N.14	Wyoming*	17	152	2
N.21	at UNLV*	10	54	0
N.28	Nevada*	19	112	1
D.5	Air Force (CC)	18	51	0
<b>TOTALS (13 games)</b>		<b>177</b>	<b>940</b>	<b>6</b>
<b>Hawaii Bowl (Honolulu, Hawaii)</b>				
D.24	vs. Cincinnati (1K)	13	68	0
<b>TOTALS (14 games)</b>		<b>190</b>	<b>1,008</b>	<b>6</b>

<b>Donnel Pumphrey, 2016</b>				
<b>Date</b>	<b>Opponent</b>	<b>Att.</b>	<b>Yds.</b>	<b>TD</b>
S.3	New Hampshire	21	98	1
S.10	California	29	281	3
S.17	at Northern Illinois	23	220	3
O.1	at South Alabama	25	151	1
O.8	UNLV*	31	141	1
O.14	at Fresno State* (1K)	38	220	2
O.21	San José State*	24	135	2
O.28	at Utah State*	32	223	0
N.5	Hawaii**	21	112	0
N.12	at Nevada*	26	198	1
N.19	at Wyoming*	17	76	0
N.26	Colorado State*	18	53	1
D.3	at Wyoming (CC)	25	110	1
<b>TOTALS (13 games)</b>		<b>330</b>	<b>2,018</b>	<b>16</b>
<b>Las Vegas Bowl (Las Vegas, Nev.)</b>				
D.24	vs. Houston	19	115	1
<b>TOTALS (14 games)</b>		<b>349</b>	<b>2,133</b>	<b>17</b>

<b>Rashaad Penny, 2016</b>				
<b>Date</b>	<b>Opponent</b>	<b>Att.</b>	<b>Yds.</b>	<b>TD</b>
S.3	New Hampshire	9	33	1
S.10	California	8	28	0
S.17	at Northern Illinois	14	65	0
O.1	at South Alabama	9	62	1
O.8	UNLV*	14	110	1
O.14	at Fresno State*	15	49	0
O.21	San José State*	9	105	3
O.28	at Utah State*	5	16	0
N.5	Hawaii**	8	108	1
N.12	at Nevada*	10	208	2
N.19	at Wyoming*	5	79	0
N.26	Colorado State*	4	15	0
D.3	at Wyoming (CC)	16	117	2
<b>TOTALS (13 games)</b>		<b>126</b>	<b>995</b>	<b>11</b>
<b>Las Vegas Bowl (Las Vegas, Nev.)</b>				
D.24	vs. Houston (1K)	10	23	0
<b>TOTALS (14 games)</b>		<b>136</b>	<b>1,018</b>	<b>11</b>

<b>Rashaad Penny, 2017</b>				
<b>Date</b>	<b>Opponent</b>	<b>Att.</b>	<b>Yds.</b>	<b>TD</b>
S.2	UC Davis	21	197	2
S.9	at Arizona State	18	216	1
S.16	(19) Stanford	32	175	1
S.23	at Air Force*	20	128	3
S.30	Northern Illinois	25	107	0
O.7	at UNLV*	27	170	2
O.14	Boise State*	21	53	1
O.21	Fresno State*	15	69	0
O.28	at Hawaii**	30	253	2
N.4	at San José State*	20	234	3
N.18	Nevada*	24	222	2
N.24	New Mexico*	22	203	2
<b>TOTALS (12 games)</b>		<b>275</b>	<b>2,027</b>	<b>19</b>
<b>Armed Forces Bowl (Fort Worth, Texas)</b>				
D.24	vs. Army	14	221	4
<b>TOTALS (13 games)</b>		<b>289</b>	<b>2,248</b>	<b>23</b>

## ■ Most Rushing Yards in Any Half (since 2012)

Pl.	Player (Class)	Date	Opponent (Half)	Carries	Yards	Rush TD
1.	Donnel Pumphrey (Sr.)	Sept. 10, 2016	California (2nd)	20	194	2
2.	Rashaad Penny (Sr.)	Sept. 9, 2017	at Arizona State (1st)	13	178	1
3.	Rashaad Penny (Sr.)	Oct. 28, 2017	at Hawaii** (2nd)	14	173	2
4.	Rashaad Penny (Sr.)	Nov. 4, 2017	at San José State* (1st)	19	170	2
5.	Adam Muema (So.)	Nov. 24, 2012	at Wyoming* (2nd)	13	168	2
6.	Adam Muema (Sr.)	Nov. 2, 2013	New Mexico* (2nd)	19	166	2
7.	Donnel Pumphrey (Sr.)	Sept. 17, 2016	at Northern Illinois (2nd)	12	156	2
8.	Donnel Pumphrey (So.)	Nov. 29, 2014	San José State* (1st)	11	154	2
9.	Rashaad Penny (Sr.)	Sept. 2, 2017	UC Davis (1st)	14	153	2
10.	Donnel Pumphrey (Fr.)	Sept. 28, 2013	at New Mexico State (2nd)	15	153	3

## ■ Most Rushing Yards in Any Quarter (since 2012)

Pl.	Player (Class)	Date	Opponent (Quarter)	Carries	Yards	Rush TD
1.	Donnel Pumphrey (So.)	Nov. 29, 2014	San José State* (1st)	9	150	1
2.	Rashaad Penny (Sr.)	Nov. 4, 2017	at San José State* (1st)	11	144	2
3.	Rashaad Penny (Sr.)	Oct. 28, 2017	at Hawaii** (4th)	6	141	1
4.	Donnel Pumphrey (So.)	Oct. 18, 2014	Hawaii** (4th)	12	118	0
5.	Donnel Pumphrey (Sr.)	Sept. 10, 2016	California (3rd)	9	114	1
6.	Adam Muema (Sr.)	Nov. 2, 2013	New Mexico* (2nd)	13	113	2
7.	Adam Muema (So.)	Sept. 22, 2012	San José State* (2nd)	6	113	1
8.	Donnel Pumphrey (Sr.)	Sept. 17, 2016	at Northern Illinois (4th)	2	112	2
9.	Chase Price (Sr.)	Oct. 3, 2015	Fresno State* (4th)	18	111	0
10.	Adam Muema (So.)	Nov. 24, 2012	at Wyoming* (4th)	8	110	1

## NCAA Annual Team Champions

1969	Total Offense	532.2 yards per game	1983	Punt Returns	17.0 yards per return
1969	Passing Offense	374.2 yards per game	1996	Net Punting	44.9 yards per punt
1969	Scoring Offense	46.4 points per game	2015	Turnover Margin	+1.57 turnovers per game
1971	Passing Offense	251.4 yards per game	2016	Passes Intercepted	26 interceptions
1973	Passing Offense	305.0 yards per game		Kickoff Returns	28.1 yards per return
1975	Passing Offense	291.3 yards per game			

## NCAA Individual Statistical Champions

Total Offense						
Year	Player	Cl.	Plays	Rush	Pass	Total YPG
1969	Dennis Shaw	Sr.	388	12	3,185	3,197 319.7
1973	Jesse Freitas	Sr.	410	-92	2,993	2,901 263.7
1987	Todd Santos	Sr.	562	-244	3,932	3,688 307.3

Rushing						
Year	Player	Cl.	Gms.	Att.	Yards	YPG
1991	Marshall Faulk	Fr.	9	201	1,429	158.8
1992	Marshall Faulk	So.	10	265	1,630	163.0
2016	Donnel Pumphrey	Sr.	14	349	2,133	*152.4
2017	Rashaad Penny	Sr.	13	289	2,248	172.9

\* - Pumphrey was the NCAA leader in rushing yards, but was second in RYPG

Passing							
Year	Player	Cl.	G	Att.	Cmp.	Int.	Pct. Yds. TD
1971	Brian Sipe	Sr.	11	369	196	21	.531 2,532 17
1973	Jesse Freitas	Sr.	11	347	227	17	.654 2,993 21
1975	Craig Penrose	Sr.	11	349	198	24	.567 2,660 15

Between 1970 and 1978, the NCAA ranked passing leaders by completions per game.

Receiving						
Year	Player	Cl.	Gms.	Rec.	RPG	Yards TDs
1971	Tom Reynolds	Jr.	10	67	6.7	1,070 7
1974	Dwight McDonald	Sr.	11	86	7.8	1,157 7

Receiving Yards Per Game						
Year	Player	Cl.	Gms.	Rec.	Yards	Avg. TDs
1990	Patrick Rowe	Jr.	11	71	1,392	126.6 8
2002	J.R. Tolver	Sr.	13	128	1,785	137.3 13

Scoring							
Year	Player	Cl.	Gms	TDs	2XP	FG	Pts. Avg.
1987	Paul Hewitt	Sr.	12	24	0	0	144 12.0
1991	Marshall Faulk	Fr.	9	23	2	0	140 15.6

Punt Returns						
Year	Player	Cl.	No.	Yards	TDs	Long Avg.
1983	Jim Sandusky	Sr.	20	381	1	90 19.0

Kickoff Returns						
Year	Player	Cl.	No.	Yards	Avg.	
1980	Mike Fox	Fr.	11	361	32.8	

All-Purpose								
Year	Player	G	Ru.	Rec.	PR	KR	IR	Yds. Avg.
2017	Rashaad Penny	13	2,248	135	70	521	0	2,974 228.8

Career Rushing Yards						
Player	Years	Gms	Att.	Yards	Avg.	TD YPG
Donnel Pumphrey	2013-16	54	1,059	6,405	6.0	62 118.6

Career Points Per Game							
Player	Years	Gms	TDs	2XP	FG	Pts.	Avg.
Marshall Faulk	1991-93	31	62	4	0	376	12.1



**Bold** indicates record set by a current Aztec  
 \* - Indicates conference game  
 ^ - Indicates Division I era record

## ■ Team Records

### Most Attempts

**Game:** 64, vs. Eastern Illinois, 8/31/13  
**Season:** 584, in 2002 (4-9)

### Fewest Attempts

**Game:** 7, at San José State\*, 11/4/17  
**Season:** 117, in 1972 (10-1)

### Most Completions

**Game:** 40, vs. Stanford, 10/17/87  
**Season:** 352, in 2002 (4-9)

### Fewest Completions

**Game:** 3, at Pacific, 11/9/63  
**Season:** 62, in 1961 (7-2-1)

### Most Interceptions

**Game:** 7, at Missouri, 9/8/79  
**Season:** 28, in 1969 (11-0)

### Fewest Interceptions

**Game:** 0, many times, most recent:  
 vs. Nevada\*, 11/18/17  
**Season:** 3, in 2015 (11-3) and 1961 (7-2-1)

### Most Yards

**Game:** 568, vs. Brigham Young\*, 11/16/91  
**Season:** 4,302, in 2002 (4-9)

### Fewest Yards

**Game:** 14, at Utah State\*, 10/28/16  
**Season:** 1,017, in 1962 (8-2)

### Most Touchdowns

**Game:** 10, vs. New Mexico State, 11/15/69  
**Season:** 43, in 1969 (11-0)

### Fewest Touchdowns

**Game:** 0, many times, most recent:  
 vs. Army West Point, 12/23/17  
**Season:** 5, in 2001 (3-8) and 1976 (10-1)

### Most Yards Per Completion

**Season:** 18.9, in 1963 (7-2)

### Most Yards Per Game

**Season:** 374.2, in 1969 (11-0)

### Fewest Yards Per Game

**Season:** 59.4, in 1960 (1-6-1)

### Highest Completion Percentage

**Game:** 84.0, (21-25), vs. Pacific\*, 11/17/72  
 (min. 25 att.)  
**Season:** 64.2, in 1973 (9-1-1)

### Highest Passing Efficiency Rating

**Game:** 291.82, vs. Navy, 9/5/97 (min. 25 att.)  
**Season:** 166.9, in 1996 (8-3)

## MOST YARDS/GAME

Rk.	Opponent, Date (Result)	Yards
1.	vs. Brigham Young*, 11/16/91 (T, 52-52)	568
2.	vs. New Mexico State, 11/15/69 (W, 70-21)	549
3.	vs. Stanford, 10/17/87 (L, 40-44)	536
4.	at New Mexico*, 11/17/90 (W, 40-34)	530
5.	vs. (25) Utah*, 11/20/10 (L, 34-38)	528
6.	vs. Southern Mississippi, 11/9/68 (W, 68-7)	524
7.	vs. Arizona State, 9/14/02 (L, 28-39)	516
8.	at Hawaii*, 11/6/82 (W, 31-28)	513
9.	at Utah*, 9/30/89 (W, 38-27)	507
	at Hawaii*, 12/7/02 (L, 40-41)	507
	vs. Pacific*, 11/8/69 (W, 58-32)	507

## SINGLE-SEASON HIGHS

Attempts	Yards Per Game
1. 584, in 2002 (4-9)	1. 374.2, in 1969 (11-0)
2. 509, in 1987 (4-4)	2. 371.5, in 1990 (6-5)
3. 489, in 2008 (2-10)	3. 332.5, in 1987 (4-4)
4. 485, in 1990 (6-5)	4. 330.9, in 2002 (4-9)
5. 465, in 1993 (6-6)	5. 319.7, in 1993 (6-6)
6. 458, in 2007 (4-8)	6. 308.1, in 1989 (6-5-1)
7. 455, in 1982 (7-5)	7. 306.0, in 1981 (6-5)
8. 449, in 1989 (6-5-1)	8. 305.0, in 1973 (9-1-1)
9. 447, in 1981 (6-5)	9. 303.3, in 1996 (8-3)
10. 444, in 2004 (4-7)	10. 295.4, in 2010 (9-4)

Yards	Touchdowns
1. 4,302, in 2002 (6-9)	1. 43, in 1969 (11-0)
2. 4,086, in 1990 (6-5)	2. 29, in 1996 (8-3)
3. 3,990, in 1987 (4-4)	29, in 1990 (6-5)
4. 3,840, in 2010 (9-4)	4. 28, in 2010 (9-4)
5. 3,836, in 1993 (6-6)	28, in 1993 (6-6)
6. 3,742, in 1969 (11-0)	28, in 1970 (9-2)
7. 3,697, in 1989 (6-5-1)	7. 27, in 1994 (4-7)
8. 3,447, in 1985 (5-6-1)	27, in 1964 (8-2)
9. 3,366, in 1981 (6-5)	9. 26, in 1987 (5-7)
10. 3,355, in 1973 (9-1-1)	26, in 1977 (10-1)

## ■ Individual Records

### Most Attempts

**Game:** 60, Adam Hall vs. Arizona State, 9/14/02  
 and Todd Santos vs. Stanford, 10/17/87  
**Season:** 492, Todd Santos, 1987  
**Career:** 1,732, Ryan Lindley, 2008-09-10-11

### Most Completions

**Game:** 40, Todd Santos vs. Stanford, 10/17/87  
**Season:** 306, Todd Santos, 1987  
**Career:** 961, Ryan Lindley, 2008-09-10-11

### Most Yards

**Game:** 568, David Lowery vs. Brigham Young\*,  
 11/16/91  
**Season:** 3,932, Todd Santos, 1987  
**Career:** 12,690, Ryan Lindley, 2008-09-10-11

### Most Yards By Senior

**Game:** 536, Todd Santos vs. Stanford, 10/17/87  
**Season:** 3,932, Todd Santos, 1987

### Most Yards By Junior

**Game:** 528, Ryan Lindley vs. (25) Utah\*, 11/20/10  
**Season:** 3,830, Ryan Lindley, 2010

### Most Yards By Sophomore

**Game:** 568, David Lowery vs. Brigham Young\*,  
 11/16/91  
**Season:** 3,054, Ryan Lindley, 2009

### Most Yards By Freshman

**Game:** 433, Ryan Lindley vs. Idaho, 9/27/08  
**Season:** 2,653, Ryan Lindley, 2008


### Most Touchdowns

**Game:** 9, Dennis Shaw vs. New Mexico State,  
 11/15/69  
**Season:** 39, Dennis Shaw, 1969  
**Career:** 90, Ryan Lindley, 2008-09-10-11

### Most Yards Per Attempt

**Game:** 18.6, Kevin McKechnie vs. Navy, 9/5/87  
 (min. 25 atts.)  
**Season:** 9.4, Billy Blanton, 1996  
 (min. 250 atts.)  
**Career:** 9.3, Dennis Shaw, #1968-69  
 (min. 400 atts.)

# - Shaw's 1968 Division II season stats are included



DENNIS SHAW

### Most Yards Per Completion

**Game:** 27.6, David Lowery vs. Fresno State\*,  
 11/21/92  
 (min. 25 atts.)  
**Season:** 16.7, Don Horn, 1966  
 (min. 250 atts.)  
**Career:** 16.0, Dennis Shaw, #1968-69  
 (min. 400 atts.)

# - Shaw's 1968 Division II season stats are included

### Highest Completion Percentage

**Game:** 84.0, Tim Gutierrez (21-25), vs. Navy, 9/3/94  
 (min. 25 atts.)  
**Season:** 66.0, Billy Blanton, 1996  
 (min. 250 atts.)  
**Career:** 63.9, Billy Blanton, 1993-94-95-96  
 (min. 400 atts.)

### Highest Pass Efficiency Rating

**Game:** 291.8, Kevin McKechnie vs. Navy, 9/5/97  
 (min. 25 atts.)  
**Season:** 169.6, Billy Blanton, 1996  
 (min. 250 atts.)  
**Career:** 157.1, Billy Blanton, 1993-94-95-96  
 (min. 400 atts.)

### Lowest Interception Percentage

**Season:** 68.8 att./int., Billy Blanton, 1996  
 (min. 250 atts.)  
**Career:** 49.4 att./int., Christian Chapman, 2015-17 (543 attempts)

### Consecutive Passes without an Interception

**Season:** 178, Dan McGwire, 9/15/90-10/13/90  
**Career:** 178, Dan McGwire, 9/15/90-10/13/90  
**Team:** 255, 9/12/15-9/10/16

### Most 300-Yard Games

**Season:** 8, Dan McGwire, 1990  
**Career:** 17, Todd Santos, 1984-85-86-87

### Most Consecutive 300-Yard Games

**Season:** 4, four times, most recent:  
 Billy Blanton, 11/2/96-11/23/96  
**Career:** 4, four times, most recent:  
 Billy Blanton, 11/2/96-11/23/96

## YARDS PASSING/CAREER

Pl.	Player	Seasons	Comp.	Att.	Int.	Yards	TD	Rating
1.	Ryan Lindley	2008-09-10-11	961	1,732	47	12,690	90	128.75
2.	Todd Santos	1984-85-86-87	910	1,484	57	11,425	70	133.87
3.	Billy Blanton	1993-94-95-96	588	920	25	8,165	67	157.06
4.	Kevin O'Connell	2004-05-06-07	664	1,151	34	7,689	46	121.08
5.	Dan McGwire	1989-90	528	889	26	7,484	43	140.22
6.	David Lowery	1989-91-92-93	426	800	28	5,998	44	127.38
7.	Brian Sipe	1969-70-71	436	788	43	5,707	44	123.68
8.	Dennis Shaw	1968-69	333	575	41	5,324	58	154.72
9.	Adam Hall	2001-02-03	423	752	21	5,173	24	118.98
10.	Quinn Kaehler	2013-14	401	696	21	5,164	28	127.18
11.	Mark Halda	1977-78-79-80	406	757	45	4,812	29	107.78
12.	Tim Gutierrez	1992-93-94	357	580	19	4,740	36	144.13
13.	Lon Sheriff	1999-00-01-02	356	675	25	4,533	16	109.57
14.	Matt Kofler	1980-81	361	615	24	4,476	24	124.91
15.	Mark McKay	1982-83	329	587	29	4,475	24	123.70
16.	Craig Penrose	1974-75	330	584	33	4,343	25	121.80
17.	Christian Chapman	2015-16-17	328	543	11	4,303	35	144.19
18.	Jesse Freitas	1972-73	324	518	31	4,193	28	136.41
19.	Don Horn	1965-66	257	459	25	3,922	39	144.91
20.	Rod Dowhower	1963-64	159	313	15	2,864	33	152.87
21.	Matt Dlugolecki	2003-04	256	433	16	2,597	10	109.73
22.	Joe Davis	1976-77	190	326	15	2,541	25	139.86
23.	Jack Hawley	1999-00	184	352	12	2,280	16	114.86
24.	Joe Duke	1957-58-59	174	403	34	2,204	17	86.16
25.	Jesse Thompson	1949-50-51	133	263	17	2,022	19	126.06



## ■ Single-Game Passing Leaders

### PASSING YARDS

Pl.	Player	(Rk.) Opponent	Comp.	Att.	Int.	Yards	TD	Rating
1.	David Lowery	vs. Brigham Young*, Nov. 16, 1991	26	39	1	568	5	226.18
2.	Todd Santos	vs. Stanford, Oct. 17, 1987	40	60	1	536	5	165.87
3.	Dan McGwire	at New Mexico*, Nov. 17, 1990	33	49	2	530	2	163.51
4.	Ryan Lindley	vs. (25) Utah*, Nov. 20, 2010	36	54	3	528	4	162.13
5.	Dennis Shaw	vs. Southern Mississippi, Nov. 9, 1968	17	38	1	524	7	216.09
6.	Adam Hall	vs. Arizona State, Sept. 14, 2002	32	60	1	516	3	138.74
7.	Mark McKay	at Hawai'i*, Nov. 6, 1982	30	46	3	513	1	153.03
8.	Dan McGwire	at Utah*, Sept. 30, 1989	24	37	1	510	2	351.83
9.	Adam Hall	at Idaho, Sept. 21, 2002	29	49	0	506	5	179.60
10.	Dennis Shaw	vs. Pacific*, Nov. 8, 1969	25	38	0	463	7	228.93

### PASSING ATTEMPTS

Pl.	Player	(Rk.) Opponent	Comp.	Att.	Int.	Yards	TD	Rating
1.	Adam Dingwell	vs. Eastern Illinois, Aug. 31, 2013	27	63	4	318	0	72.56
2.	Adam Hall	vs. Arizona State, Sept. 14, 2002	32	60	1	516	3	138.74
3.	Todd Santos	vs. Stanford, Oct. 17, 1987	40	60	1	536	5	165.87
4.	Ryan Lindley	at Notre Dame, Sept. 6, 2008	29	59	1	274	1	90.37
	Adam Hall	at (17) Colorado, Sept. 7, 2002	39	59	0	359	0	117.21
	Tim Gutierrez	vs. Air Force*, Oct. 1, 1994	35	59	5	421	3	119.09
	Dan McGwire	at (4) Brigham Young*, Sept. 22, 1990	32	59	0	362	3	122.56
8.	Jack Hawley	vs. Arizona State, Aug. 31, 2000	24	57	1	219	1	76.66
	Matt Kofler	vs. Air Force*, Nov. 29, 1981	33	57	1	386	2	122.85
10.	Kevin O'Connell	vs. (21) Brigham Young, Dec. 1, 2007	33	55	1	288	1	106.35

### PASSING COMPLETIONS

Pl.	Player	(Rk.) Opponent	Comp.	Att.	Int.	Yards	TD	Rating
1.	Todd Santos	vs. Stanford, Oct. 17, 1987	40	60	1	536	5	165.87
2.	Adam Hall	at (17) Colorado, Sept. 7, 2002	39	59	0	359	0	117.21
3.	Ryan Lindley	vs. (25) Utah*, Nov. 20, 2010	36	54	3	528	4	162.13
4.	Ryan Lindley	vs. UNLV*, Nov. 22, 2008	35	50	0	387	2	148.22
	Tim Gutierrez	vs. Air Force*, Oct. 1, 1994	35	59	5	421	3	119.09
	Todd Santos	vs. Utah*, Sept. 12, 1987	35	42	1	462	4	202.40
	Matt Kofler	at Colorado State*, Sept. 12, 1981	35	52	3	359	2	126.45
8.	Todd Santos	vs. New Mexico*, Nov. 23, 1985	34	44	1	423	3	175.98
9.	Kevin O'Connell	vs. (21) Brigham Young, Dec. 1, 2007	33	55	1	288	1	106.35
	Kevin O'Connell	at Hawai'i, Dec. 3, 2005	33	51	1	421	3	149.54
	Billy Blanton	vs. (16) Wyoming*, Nov. 7, 1996	33	44	2	366	2	150.78
	Dan McGwire	at New Mexico*, Nov. 17, 1990	33	49	2	530	2	163.51
	Matt Kofler	vs. Air Force*, Nov. 29, 1981	33	57	1	386	2	122.85
	Jesse Freitas	at Fresno State*, Nov. 17, 1973	33	42	0	450	4	200.00

### PASSING EFFICIENCY (MIN. 12 ATT.)

Pl.	Player	(Rk.) Opponent	Comp.	Att.	Int.	Yards	TD	Rating
1.	Kevin McKechnie	vs. Navy, Sept. 5, 1997	16	20	1	371	4	291.82
2.	Craig Penrose	vs. Cal State Fullerton*, Oct. 4, 1975	8	12	0	163	3	263.27
3.	Jack Hawley	at Kansas, Sept. 25, 1999	19	24	0	343	3	240.47
4.	Kevin O'Connell	vs. Portland State, Sept. 22, 2007	19	31	0	443	5	234.55
5.	Ryan Lindley	vs. Utah State, Sept. 25, 2010	17	24	1	362	3	230.45
6.	Joe Davis	vs. UTEP, Oct. 15, 1977	12	18	0	230	3	229.00
7.	Ryan Katz	vs. North Dakota, Sept. 15, 2012	11	18	0	241	3	228.58
8.	Billy Blanton	vs. New Mexico*, Nov. 4, 1995	17	24	0	328	3	226.88
9.	David Lowery	vs. Brigham Young*, Nov. 16, 1991	26	39	1	568	5	226.18
10.	Brian Sipe	vs. UC Santa Barbara*, Nov. 14, 1970	10	14	0	171	2	221.17

### PASSING TOUCHDOWNS

Pl.	Player	(Rk.) Opponent	Comp.	Att.	Int.	Yards	TD	Rating
1.	Dennis Shaw	vs. New Mexico State, Nov. 15, 1969	26	42	3	441	9	206.53
2.	Dennis Shaw	vs. Pacific, Nov. 8, 1969	25	38	0	463	7	228.93
	Dennis Shaw	vs. Southern Mississippi, Nov. 9, 1968	17	38	1	524	7	216.09
4.	Rod Dowhower	vs. Fresno State, Oct. 31, 1964	15	24	1	374	6	267.57
	Ryan Lindley	at Colorado State*, Oct. 24, 2009	29	43	0	459	6	203.15
6.	Kevin O'Connell	vs. Portland State, Sept. 22, 2007	19	31	0	443	5	234.55
	Adam Hall	at Idaho, Sept. 21, 2002	29	49	0	506	5	179.60
	David Lowery	vs. Brigham Young*, Nov. 16, 1991	26	39	1	568	5	226.18
	Dan McGwire	at Wyoming*, Oct. 6, 1990	27	42	0	415	5	186.57
	Todd Santos	vs. Stanford, Oct. 17, 1987	40	60	1	536	5	165.87
	Todd Santos	vs. Stanford, Oct. 5, 1985	34	44	1	423	5	190.98
	Matt Kofler	vs. UTEP*, Nov. 21, 1981	31	43	2	460	5	191.02
	Don Horn	at Weber State, Sept. 24, 1966	18	43	0	346	5	147.82

## YARDS PASSING/SEASON

Pl.	Name	Cl.	Season	Att.	Comp.	Int.	Pct.	Yds.	TD	GP	3K	TGP	3K
1.	Todd Santos	Sr.	1987	492	306	15	62.2	3,932	26	10	10	10	10
2.	Dan McGwire	Sr.	1990	448	270	7	60.3	3,833	27	9	9	9	9
3.	Ryan Lindley	Jr.	+2010	421	243	14	57.7	3,830	28	11	11	11	11
4.	Dan McGwire	Jr.	1989	440	258	19	58.6	3,651	16	9	9	9	9
5.	Dennis Shaw	Sr.	+1969	363	214	29	59.0	3,394	40	10	10	10	10
6.	Matt Kofler	Sr.	1981	436	263	15	60.3	3,337	21	11	11	11	11
7.	Billy Blanton	Jr.	1995	389	243	14	62.5	3,300	23	12	12	12	12
8.	Adam Hall	Jr.	2002	452	272	9	60.2	3,253	17	10	10	10	10
9.	Billy Blanton	Sr.	1996	344	227	5	66.0	3,221	29	10	10	10	10
10.	Ryan Lindley	Sr.	+2011	447	237	8	53.0	3,153	23	13	13	13	13
11.	Kevin O'Connell	Sr.	2007	439	257	8	58.5	3,063	15	12	12	12	12
12.	Ryan Lindley	So.	2009	437	239	16	54.7	3,054	23	12	12	12	12
13.	Quinn Kaehler	Jr.	+2013	389	232	9	59.6	3,007	19	13	13	13	13

+ - indicated team participated in bowl game. GP 3K - games played to date when reaching 3,000 yards; TGP 3K - team games to date when player reached 3,000 yards.

Multiple 3,000-Yard Seasons: Ryan Lindley (3), Billy Blanton (2), Dan McGwire (2)

Head Coaches for 3,000-Yard Seasons: Rocky Long (2), Al Luginbill (2), Brady Hoke (2), Ted Tollner (2), Don Coryell (1), Tom Craft (1), Chuck Long (1), Doug Scovil (1), Denny Stolz (1)

## ■ Attempts

### SEASON

Pl.	Player, Season	Attempts
1.	Todd Santos, 1987	492
2.	Adam Hall, 2002	452
3.	Dan McGwire, 1990	449
4.	Ryan Lindley, 2011	447
5.	Dan McGwire, 1989	440
6.	Kevin O'Connell, 2007	439
7.	Ryan Lindley, 2009	437
8.	Matt Kofler, 1981	436
9.	Ryan Lindley, 2008	427
10.	Ryan Lindley, 2010	421

### CAREER

Pl.	Player, Seasons	Attempts
1.	Ryan Lindley, 2008-09-10-11	1,732
2.	Todd Santos, 1984-85-86-87	1,484
3.	Kevin O'Connell, 2004-05-06-07	1,151
4.	Billy Blanton, 1993-94-95-96	920
5.	Dan McGwire, 1989-90	889
6.	David Lowery, 1989-91-92-93	860
7.	Brian Sipe, 1969-70-71	788
8.	Mark Halda, 1977-78-79-80	757
9.	Adam Hall, 2001-02-03	752
10.	Quinn Kaehler, 2013-14	696

## ■ Completions

### SEASON

Pl.	Player, Season	Completions
1.	Todd Santos, 1987	306
2.	Adam Hall, 2002	272
3.	Dan McGwire, 1990	270
4.	Matt Kofler, 1981	262
5.	Dan McGwire, 1989	258
6.	Kevin O'Connell, 2007	257
7.	Ryan Lindley, 2010	243
	Billy Blanton, 1995	243
9.	Ryan Lindley, 2008	242
10.	Ryan Lindley, 2009	239

### CAREER

Pl.	Player, Seasons	Completions
1.	Ryan Lindley, 2008-09-10-11	961
2.	Todd Santos, 1984-85-86-87	910
3.	Kevin O'Connell, 2004-05-06-07	664
4.	Billy Blanton, 1993-94-95-96	588
5.	Dan McGwire, 1989-90	528
6.	Brian Sipe, 1969-70-71	436
7.	David Lowery, 1989-91-92-93	426

8.	Adam Hall, 2001-02-03	423
9.	Mark Halda, 1977-78-79-80	406
10.	Quinn Kaehler, 2013-14	401

## ■ Rating

### SEASON

Pl.	Player, Season	Rating
1.	Billy Blanton, 1996	169.6
2.	Dennis Shaw, 1969	162.2
3.	Billy Blanton, 1994	158.8
4.	Rod Dowhower, 1964	155.8
5.	Tim Gutierrez, 1993	153.1
6.	Ryan Katz, 2012	151.6
7.	Don Horn, 1965	151.5
8.	Ryan Lindley, 2010	149.4
9.	Christian Chapman, 2016	149.2
10.	Dan McGwire, 1990	148.6

### CAREER

Pl.	Player, Seasons	Rating
1.	Billy Blanton, 1993-94-95-96	157.1
2.	Dennis Shaw, 1968-69	154.7
3.	Rod Dowhower, 1963-64	152.9
4.	Don Horn, 1965-66	144.9
5.	Christian Chapman, 2015-16-17	144.2
6.	Tim Gutierrez, 1992-93-94	144.1
7.	Dan McGwire, 1989-90	140.2
8.	Joe Davis, 1976-77	139.9
9.	Jesse Freitas, 1972-73	136.4
10.	Todd Santos, 1984-85-86-87	133.9

## ■ Touchdowns

### SEASON

Pl.	Player, Season	TDs
1.	Dennis Shaw, 1969	39
2.	Billy Blanton, 1996	29
3.	Ryan Lindley, 2010	28
4.	Dan McGwire, 1990	27
5.	Todd Santos, 1987	26
6.	Tim Gutierrez, 1993	24
	Joe Davis, 1977	24
8.	Ryan Lindley, 2011	23
	Ryan Lindley, 2009	23
	Billy Blanton, 1995	23
	Brian Sipe, 1970	23

### CAREER

Pl.	Player, Seasons	TDs
1.	Ryan Lindley, 2008-09-10-11	90
2.	Todd Santos, 1984-85-86-87	70





3. Billy Blanton, 1993-94-95-96	67
4. Dennis Shaw, 1968-69	58
5. Kevin O'Connell, 2004-05-06-07	46
6. David Lowery, 1991-92-93	44
Brian Sipe, 1969-70-71	44
8. Dan McGwire, 1989-90	43
9. Don Horn, 1965-66	39
10. Tim Gutierrez, 1992-93-94	36
Mark Halda, 1977-78-79-80	36

Christian Chapman, 2015-16-17 **35**

## ■ QB Starts

### CAREER

Pl. Player, Season	Games Started
1. Ryan Lindley, 2008-09-10-11	49
2. Todd Santos, 1984-85-86-87	45
3. Kevin O'Connell, 2004-05-06	33
4. Christian Chapman, 2015-16-17	29
5. Billy Blanton, 1993-94-95-96	28
6. David Lowery, 1991-92-93	24
7. Dan McGwire, 1989-90	23
8. Quinn Kaehler, 2013-14	22
Brian Sipe, 1969-70-71	22
10. Lon Sheriff, 1999-00-01-02	21
Dennis Shaw, #1968-69	21

# - Shaw's 1968 Division II season stats are included

### CONSECUTIVE STARTS

Pl. Player, Dates	Games Started
1. Ryan Lindley, Oct. 18, 2008-Dec. 17, 2011	44
2. Christian Chapman, Dec. 5, 2015-current	29
3. Billy Blanton, Oct. 15, 1994-Nov. 28, 1996	28
4. Dan McGwire, Sept. 2, 1989-Dec. 1, 1990	23
5. David Lowery, Oct. 5, 1991-Sept. 18, 1993	22
Brian Sipe, Sept. 12, 1970-Dec. 4, 1971	22
7. Dennis Shaw, Sept. 14, 1968-Nov. 29, 1969	20
8. Craig Penrose, Oct. 12, 1974-Nov. 22, 1975	19
9. Kevin O'Connell, Oct. 23, 2004-Aug. 31, 2006	17
Todd Santos, Oct. 18, 1985-Nov. 27, 1986	17
Mark Halda, Sept. 16, 1978-Oct. 20, 1979	17

### CAREER VICTORIES

Pl. Player, Dates	Wins
1. Christian Chapman, 2015-16-17	23
Ryan Lindley, 2008-09-10-11	23
3. Todd Santos, 1984-85-86-87	22
4. Dennis Shaw, #1968-69	20
5. Billy Blanton, 1993-94-95-96	18
6. Brian Sipe, 1969-70-71	15
7. Quinn Kaehler, 2013-14	14
Craig Penrose, 1974-75	14
David Lowery, 1991-92-93	13
Joe Davis, 1976-77	13
12. Kevin O'Connell, 2004-05-06-07	12
Dan McGwire, 1989-90	12

# - Shaw's 1968 Division II season stats are included.

### CAREER WINNING PERCENTAGE

(minimum 15 career starts)

Pl. Player, Dates	W-L-T	Pct.
1. Dennis Shaw, #1968-69	20-0-1	.976
2. Christian Chapman, 2015-16-17	23-6-0	.793
3. Craig Penrose, 1974-75	14-5-1	.725
4. Brian Sipe, 1969-70-71	15-7-0	.682
5. Billy Blanton, 1993-94-95-96	18-10-0	.643
6. Quinn Kaehler, 2013-14	14-8-0	.636

# - Shaw's 1968 Division II season stats are included

## ■ Top Performances

**500-Yard Performances By Player (9 Total; 7 Players)** - Adam Hall 2, Dan McGwire 2, Ryan Lindley 1, David Lowery 1, Mark McKay 1, Todd Santos 1,

Dennis Shaw 1.

**400-Yard Performances By Player (34 Total; 14 Players)** - Dan McGwire 5, Todd Santos 5, Ryan Lindley 4, Tim Gutierrez 3, Dennis Shaw 3, Billy Blanton 2, Jesse Freitas 2, Adam Hall 2, Matt Kofler 2, Kevin O'Connell 2, David Lowery 1, Mark McKay 1, Lon Sheriff 1, Brian Sipe 1.

**Most 400-Yard Performances in a Season** - 3 by Dan McGwire in 1990.

**300-Yard Performances By Player (123 Total; 23 Players)** - Todd Santos 17, Ryan Lindley 14, Dan McGwire 13, Billy Blanton 12, Tim Gutierrez 7, Brian Sipe 7, Adam Hall 6, David Lowery 6, Jesse Freitas 5, Matt Kofler 5, Mark McKay 5, Dennis Shaw 5, Kevin O'Connell 4, Lon Sheriff 4, Quinn Kaehler 3, Joe Davis 2, Don Horn 2, Rod Dowhower 1, Mark Halda 1, Jack Hawley 1, Rick Hansen 1, Kevin McKechnie 1, Craig Penrose 1.

### 300-YARD PASSING GAMES

Rk. Player	Yards	Opponent	Date
1. David Lowery	568	Brigham Young*	11-16-91
2. Todd Santos	536	Stanford	10-17-87
3. Dan McGwire	530	at New Mexico*	11-17-90
4. Ryan Lindley	528	(25) Utah*	11-20-10
5. Dennis Shaw	524	Southern Mississippi	11-9-68
6. Adam Hall	516	Arizona State	9-14-02
7. Mark McKay	513	at Hawaii*	11-6-82
8. Dan McGwire	510	at Utah*	9-30-89
9. Adam Hall	506	at Idaho	9-21-02
10. Dennis Shaw	463	Pacific*	11-8-69
11. Todd Santos	462	Utah*	9-12-87
12. Matt Kofler	460	UTEP*	11-21-81
13. Ryan Lindley	459	at Colorado State*	10-24-09
14. Jesse Freitas	450	at Fresno State*	11-17-73
15. Tim Gutierrez	449	at Fresno State*	11-20-93
16. Billy Blanton	447	Fresno State*	11-26-94
17. Matt Kofler	444	(12) Iowa State	10-10-81
18. Kevin O'Connell	443	Portland State	9-22-07
19. Dennis Shaw	441	New Mexico State	11-15-69
20. Brian Sipe	439	Utah State	10-22-71
21. Billy Blanton	438	at California	9-14-96
22. Todd Santos	434	Long Beach State	10-24-87
23. Ryan Lindley	433	Idaho	9-27-08
24. Dan McGwire	429	Hawaii*	11-10-90
25. Jesse Freitas	427	at San José State*	11-3-73
26. Dan McGwire	426	New Mexico*	11-4-89
27. Todd Santos	423	New Mexico*	11-23-85
28. Kevin O'Connell	421	at Hawaii	12-3-05
Tim Gutierrez	421	Air Force*	10-1-94
30. Lon Sheriff	420	at Hawaii	12-7-02
31. Tim Gutierrez	419	at Utah*	10-30-93
32. Todd Santos	418	Colorado State*	10-20-84
33. Dan McGwire	415	at Wyoming*	10-6-90
34. Ryan Lindley	413	vs. Louisiana	12-17-11
35. Todd Santos	398	Oregon	10-26-85
36. Billy Blanton	395	Fresno State*	11-23-96
Billy Blanton	395	at UNLV*	11-16-96
38. Lon Sheriff	393	(24) Colorado State*	10-28-00
39. Todd Santos	391	Colorado State*	11-14-87
40. Ryan Lindley	387	UNLV*	11-22-08
David Lowery	387	Fresno State*	11-21-92
Dennis Shaw	387	North Texas	11-22-69
Don Horn	387	Cal State L.A.*	11-26-66
44. Matt Kofler	386	vs. Air Force*	11-29-81
45. Kevin O'Connell	384	at Air Force*	11-17-07
46. Rick Hansen	382	Oklahoma State	11-27-82
47. Billy Blanton	376	at Brigham Young*	9-16-95
48. Tim Gutierrez	375	Minnesota	9-25-93
49. Rod Dowhower	374	Fresno State	10-31-64
50. Todd Santos	373	New Mexico*	11-21-87
Todd Santos	373	at Hawaii*	10-31-87
Craig Penrose	373	New Mexico State	10-18-75
53. David Lowery	372	UTEP*	10-17-92
54. Kevin McKechnie	371	Navy	9-5-97
55. Brian Sipe	370	Iowa State	11-28-70
56. Kevin O'Connell	366	vs. TCU*	11-24-07
Billy Blanton	366	(16) Wyoming*	11-7-96
58. Ryan Lindley	365	at Wyoming*	10-30-10
59. Brian Sipe	363	Arizona	11-20-71

## ■ Single-Game Passing Leaders (cont.)

### SINGLE GAME QB TOTAL TD LEADERS (PASS + RUSH)/SINCE 1996

Pl. Player	(Rk.) Opponent	Pass Yds.	Rush Yds.	Pass TD	Rush TD	Total TD
1. Ryan Lindley	at Colorado State*, Oct. 24, 2009	459	-9	6	0	6
2. Ryan Katz	vs. Hawaii**, Oct. 6, 2012	190	57	2	3	5
Kevin O'Connell	vs. Portland State, Sept. 22, 2007	443	15	5	0	5
Adam Hall	at Idaho, Sept. 21, 2002	506	-10	5	0	5
Kevin McKechnie	vs. Navy, Sept. 5, 1997	371	0	4	1	5
Billy Blanton	vs. Oklahoma, Sept. 21, 1996	258	8	5	0	5
7. nine tied (last: Ryan Lindley vs. Cal Poly, Sept. 3, 2011)						4

### HIGHEST COMPLETION PERCENTAGE (MIN. 20 ATT.)/SINCE 1996

Pl. Player	(Rk.) Opponent	Comp.	Att.	Int.	Yards	TD	Pct.
1. Kevin McKechnie	vs. Navy, Sept. 5, 1997	16	20	1	371	4	80.00
2. Kevin O'Connell	vs. San José State, Sept. 24, 2005	23	29	0	271	4	79.31
3. Adam Dingwell	at Wyoming*, Nov. 24, 2012	19	24	1	164	2	79.17
Jack Hawley	at Kansas, Sept. 25, 1999	19	24	0	343	3	79.17
5. Ryan Lindley	vs. Navy (PB), Dec. 23, 2010	18	23	0	276	2	78.26
6. Christian Chapman	vs. UC Davis, Sept. 2, 2017	16	21	1	270	2	76.19
Quinn Kaehler	vs. New Mexico*, Nov. 2, 2013	16	21	0	201	2	76.19
Billy Blanton	vs. Hawaii**, Oct. 11, 1996	16	21	0	159	2	76.19
9. Christian Chapman	vs. UNLV*, Oct. 8, 2016	15	20	0	215	1	75.00
Billy Blanton	vs. Wyoming*, Nov. 7, 1996	33	44	2	365	2	75.00
11. Matt Dlugolecki	vs. Air Force*, Nov. 22, 2003	23	31	0	226	0	74.19
Kevin McKechnie	at Wisconsin, Sept. 20, 1997	23	31	1	214	1	74.19

### PASSING YARDS PER COMPLETION (MIN. 20 ATT.)/SINCE 1996

Pl. Player	(Rk.) Opponent	Comp.	Att.	Int.	Yards	TD	Yds/C
1. Kevin O'Connell	vs. Portland State, Sept. 22, 2007	19	31	0	443	5	23.32
2. Kevin McKechnie	vs. Navy, Sept. 5, 1997	16	20	1	371	4	23.19
3. Ryan Lindley	at Wyoming*, Oct. 30, 2010	16	32	2	365	3	22.81
4. Ryan Lindley	vs. Utah State, Sept. 25, 2010	17	24	1	362	3	21.29
5. Christian Chapman	vs. Boise State*, Oct. 14, 2017	12	27	0	240	1	20.00
6. Billy Blanton	at California, Sept. 14, 1996	22	40	1	438	4	19.91
7. Adam Hall	vs. Brigham Young*, Oct. 4, 2003	18	34	1	352	3	19.56
8. Lon Sheriff	vs. UNLV*, Nov. 25, 2000	17	32	1	328	1	19.29
9. Quinn Kaehler	vs. Air Force*, Nov. 21, 2014	17	30	1	326	1	19.18
10. Billy Blanton	at UNLV*, Nov. 16, 1996	21	32	0	395	3	18.81
11. Jack Hawley	at Kansas, Sept. 25, 1999	19	24	0	343	3	18.05

## ■ Individual Passing Streaks Leaders

### MOST CONSECUTIVE PASS ATTEMPTS W/OUT INT. / SINCE 2012

Pl. Player	Dates	Gms. Covered	Gms. w/Out INT.	Streak
1. Christian Chapman	Sept. 2, 2017 - Oct. 28, 2017	9	7	167
2. Maxwell Smith	Sept. 12, 2015 - Nov. 28, 2015	11	9	164
3. Quinn Kaehler	Nov. 9, 2013 - Nov. 23, 2013	3	1	93
4. Ryan Katz	Sept. 1, 2012 - Sept. 29, 2012	4	2	88
5. Christian Chapman	Sept. 12, 2015 - Sept. 10, 2016	10	8	87
6. Christian Chapman	Sept. 17, 2016 - Oct. 21, 2016	5	3	80
7. Quinn Kaehler	Sept. 28, 2013 - Oct. 10, 2013	3	1	77
8. Quinn Kaehler	Nov. 1, 2014 - Nov. 15, 2014	3	1	69
9. Christian Chapman	Nov. 5, 2016 - Nov. 26, 2016	4	2	68
10. Quinn Kaehler	Nov. 30, 2013 - Aug. 30, 2014	3	1	67

### SAN DIEGO STATE ALL-TIME SCHOOL RECORD:

1. Dan McGwire	Sept. 15, 1990 - Oct. 13, 1990	5	3	178
----------------	--------------------------------	---	---	-----

### MOST CONSECUTIVE COMPLETIONS/SINCE 2012

Pl. Player	Dates	Streak
1. Quinn Kaehler	Aug. 30, 2014 - Sept. 6, 2014	11
2. Maxwell Smith	Oct. 10, 2015 - Oct. 17, 2015	10
3. Christian Chapman	Oct. 8, 2016 - Oct. 14, 2016	9
Christian Chapman	Oct. 1, 2016 - Oct. 1, 2016	9
Adam Dingwell	Nov. 24, 2012 - Nov. 24, 2012	9
6. Maxwell Smith	Nov. 14, 2015 - Nov. 21, 2015	8
7. Christian Chapman	Oct. 21, 2016 - Oct. 21, 2016	7
Quinn Kaehler	Nov. 16, 2013 - Nov. 23, 2013	7
Adam Dingwell	Nov. 24, 2012 - Nov. 24, 2012	7
Adam Dingwell	Oct. 27, 2012 - Oct. 27, 2012	7



### 300-YARD PASSING GAMES AGAINST MOUNTAIN WEST OPPONENTS

Opponent	300-Yard Gms.	High	Last
Air Force	6	421, Tim Gutierrez, 10-1-94 (H)	326, Quinn Kaehler, 11-21-14 (H)
Boise State	1	350, Ryan Lindley, 11-9-11 (H)	350, Ryan Lindley, 11-9-11 (H)
Colorado State	8	418, Todd Santos, 10-20-84 (H)	393, Lon Sheriff, 10-28-00 (H)
Fresno State	8	450, Jesse Freitas, 11-17-73 (A)	337, Quinn Kaehler, 10-26-13 (H)
Hawai'i	9	513, Mark McKay, 11-6-82 (A)	421, Kevin O'Connell, 12-3-05 (A)
Nevada	0		
New Mexico	7	530, Dan McGwire, 11-17-90 (A)	328, Billy Blanton, 11-4-95 (H)
San José State	3	427, Jesse Freitas, 11-3-73 (A)	343, Billy Blanton, 11-2-96 (A)
UNLV	7	395, Billy Blanton, 11-16-96 (A)	338, Ryan Lindley, 11-27-10 (H)
Utah State	2	439, Brian Sipe, 10-22-71 (H)	362, Ryan Lindley, 9-25-10 (H)
Wyoming	8	415, Dan McGwire, 10-6-90 (A)	365, Ryan Lindley, 10-30-10 (A)

### 300-YARD PASSING GAMES VS. 2018 NON-CONFERENCE OPPONENTS

Opponent	300-Yard Gms.	High	Last
Arizona State	1	516, Adam Hall, 9-14-02 (H)	516, Adam Hall, 9-14-02 (H)
Eastern Michigan	0	first meeting	
Sacramento State	0	first meeting	
Stanford	2	536, Todd Santos, 10-17-87 (H)	536, Todd Santos, 10-17-87 (H)

60. Ryan Lindley	362	Utah State	9-25-10
Dan McGwire	362	at (4) Brigham Young*	9-22-90
62. Dan McGwire	361	at Air Force*	9-2-89
63. Adam Hall	359	at (17) Colorado	9-7-02
Matt Kofler	359	at Colorado State*	9-12-81
65. Todd Santos	358	at New Mexico*	9-27-86
66. Todd Santos	356	at Colorado State*	11-1-86
67. Billy Blanton	355	Fresno State*	10-14-95
68. Ryan Lindley	352	Cal Poly	8-30-08
Adam Hall	352	Brigham Young*	10-4-03
70. Todd Santos	351	at Wyoming*	11-9-85
71. Ryan Lindley	350	(10) Boise State*	11-19-11
Tim Gutierrez	350	(25) UCLA	9-30-93
Dennis Shaw	350	at West Texas State	10-11-69
74. Don Horn	346	at Weber State	9-24-66
75. David Lowery	345	(23) Hawai'i*	11-14-92
Matt Kofler	345	at UNLV	11-14-81
77. Dan McGwire	344	UTEP*	11-24-90
78. Jack Hawley	343	at Kansas	9-25-99
Billy Blanton	343	at San José State*	11-2-96
Dan McGwire	343	at UCLA	10-13-90
Dan McGwire	343	Air Force*	9-29-90
82. Quinn Kaehler	341	at (21) North Carolina	9-6-14
Ryan Lindley	341	at UNLV*	11-28-09
84. Ryan Lindley	338	UNLV*	11-27-10
85. Quinn Kaehler	337	(18) Fresno State*	10-26-13
Brian Sipe	337	North Texas	12-4-71
87. Adam Hall	335	at Wyoming*	10-19-02
88. Mark McKay	331	at UTEP*	9-24-83
89. Todd Santos	330	Long Beach State	9-6-86
90. Todd Santos	329	at Oregon	9-26-87
91. Lon Sheriff	328	UNLV*	11-25-00
Billy Blanton	328	New Mexico*	11-4-95
Mark Halda	328	at Long Beach State*	10-28-78
94. Quinn Kaehler	326	Air Force*	11-21-14
95. Joe Davis	325	at San José State	11-26-77
96. David Lowery	323	at (21) California	9-11-93
Dan McGwire	323	(2) Miami (Fla.)	12-1-90
98. Billy Blanton	321	at Hawai'i*	11-18-95
Jesse Freitas	321	North Texas	11-24-73
100. Todd Santos	320	Stanford	10-5-85
101. Ryan Lindley	319	at New Mexico State	9-11-10
102. Adam Hall	319	UNLV*	10-26-02
Dan McGwire	319	at (20) Hawai'i*	10-7-89
104. Brian Sipe	318	Southern Mississippi	10-10-70
105. Lon Sheriff	317	at Wyoming*	10-7-00
Mark McKay	317	at Colorado State*	10-15-83
107. Tim Gutierrez	314	California	10-10-94
Mark McKay	314	New Mexico*	10-16-82
Joe Davis	314	at Pacific	11-5-77
110. Mark McKay	312	Wyoming*	11-12-83
111. Ryan Lindley	311	at Wyoming*	11-1-08
Billy Blanton	311	Colorado State*	11-25-95
Todd Santos	311	at Hawai'i*	10-27-84
114. Brian Sipe	310	Brigham Young	10-3-70
115. David Lowery	308	at Utah*	10-21-91
Jesse Freitas	308	Florida State	10-27-73

117. Dan McGwire	307	Cal State Fullerton	9-23-89
118. Billy Blanton	306	Idaho	9-7-96
Todd Santos	306	at Utah*	9-13-86
120. Tim Gutierrez	304	Colorado State*	10-16-93
Brian Sipe	304	Iowa State	11-27-71
122. Ryan Lindley	303	Nicholls State	9-4-10
123. Jesse Freitas	303	Iowa State	12-1-73

### CONSECUTIVE 300-YARD PASSING GAMES

Date	Opponent	A-C	TDs	Yards
<b>Billy Blanton - 4</b>				
11-2-96	at San José State*	32-22-0	4	343
11-7-96	Wyoming*	44-33-2	2	366
11-16-96	at UNLV*	32-21-0	3	395
11-23-96	Fresno State*	34-25-1	2	395
<b>Billy Blanton - 4</b>				
11-18-95	at Hawai'i*	26-16-0	2	321
11-25-95	Colorado State*	48-33-2	1	311
9-7-96	Idaho	30-19-0	2	306
9-14-96	at California	40-22-1	4	438
<b>Dan McGwire - 4</b>				
11-10-90	Hawai'i*	36-23-1	2	429
11-17-90	at New Mexico*	49-33-2	2	530
11-24-90	UTEP*	38-26-0	0	344
12-1-90	(2) Miami	53-32-1	2	323
<b>Dan McGwire - 4</b>				
9-22-90	at Brigham Young*	59-32-0	3	362
9-29-90	Air Force*	29-19-0	3	343
10-6-90	at Wyoming*	42-27-0	5	415
10-13-90	at UCLA	46-23-1	3	343
<b>Ryan Lindley - 3</b>				
11-28-09	at UNLV*	45-25-2	1	341
9-4-10	Nicholls State	26-17-0	2	303
9-11-10	at New Mexico State	42-20-0	1	319
<b>Adam Hall - 3</b>				
9-7-02	at Colorado	59-39-0	0	359
9-14-02	Arizona State	60-32-1	3	516
9-21-02	at Idaho	49-29-0	5	506
<b>Dan McGwire - 3</b>				
9-23-89	Cal State Fullerton	26-17-2	2	307
9-30-89	at Utah*	37-24-1	2	510
10-7-89	at (20) Hawai'i	41-23-1	1	319
<b>Todd Santos - 3</b>				
10-17-87	Stanford	60-40-1	5	536
10-24-87	Long Beach State	40-26-1	3	434
10-31-87	at Hawai'i*	40-29-2	1	373
<b>Matt Kofler - 3</b>				
11-14-81	at UNLV*	34-20-0	2	345
11-21-81	at UTEP*	43-31-2	5	460
11-29-81	vs. Air Force*	57-33-0	2	386
<b>Jesse Freitas - 3</b>				
11-17-73	at Fresno State*	42-33-0	4	450
11-24-73	North Texas	32-23-2	4	321
12-1-73	Iowa State	28-19-1	3	303

<b>Dennis Shaw - 3</b>				
11-8-69	Pacific*	38-25-0	7	463
11-15-69	New Mexico State	42-26-3	9	441
11-22-69	North Texas	46-28-5	3	387

### 3,000-YARD PASSING SEASONS

<b>Dennis Shaw, 1969</b>				
Date	Opponent	A	C	I Yds. TD
S.27	Cal State L.A.*	36	22	0 251 3
O.4	at San José State*	25	16	1 235 5
O.11	at West Texas State	37	19	4 350 2
O.18	at UT Arlington	28	14	5 262 1
O.25	UC Santa Barbara*	21	13	0 241 4
N.1	at Fresno State*	32	17	3 278 3
N.8	Pacific*	38	25	2 463 7
N.15	New Mexico State	42	26	3 441 9
N.22	North Texas	46	28	5 387 3
N.29	Long Beach State* (3K)	29	18	3 267 2
<b>TOTALS (10 games)</b>		<b>334-198-26</b>		
		<b>3,175 39</b>		
<b>Pasadena Bowl (Pasadena, Calif.)</b>				
D.6	vs. Boston University	29	16	3 219 1
<b>TOTALS (11 games)</b>		<b>363-214-29</b>		
		<b>3,394 40</b>		

<b>Matt Kofler, 1981</b>				
Date	Opponent	A	C	I Yds. TD
S.12	at Colorado State*	52	35	3 359 2
S.26	at Oklahoma State	36	23	1 236 2
O.3	at New Mexico*	19	11	1 122 0
O.10	Iowa State	45	32	0 444 4
O.17	Brigham Young*	33	19	1 214 0
O.24	Hawai'i*	31	17	2 253 1
O.31	at Utah*	45	20	2 231 2
N.7	Wyoming*	41	22	3 287 1
N.14	at UNLV	34	20	0 345 2
N.21	UTEP*	43	31	2 460 5
<b>Mirage Bowl (Japan, regular season game)</b>				
N.29	vs. Air Force* (3K)	57	33	0 386 2
<b>TOTALS (11 games)</b>		<b>436-263-15</b>		
		<b>3,337 21</b>		

<b>Todd Santos, 1987</b>				
Date	Opponent	A	C	I Yds. TD
S.5	at UCLA	42	22	2 186 2
S.12	Utah*	42	35	1 462 4
S.19	at Air Force*	40	20	0 258 1
S.26	at Oregon	47	26	1 329 2
O.3	at Wyoming*	35	16	2 150 0
O.10	UTEP*	37	21	0 192 2
O.17	Stanford	60	40	1 536 5
O.24	Long Beach State	40	26	1 434 3
O.31	at Hawai'i*	40	29	2 373 1
N.7	at Brigham Young* (3K)	38	19	3 248 1
N.14	Colorado State*	40	29	0 391 2
N.21	New Mexico*	31	23	2 373 3
<b>TOTALS (12 games)</b>		<b>492-306-15</b>		
		<b>3,932 26</b>		

<b>Dan McGwire, 1989</b>				
Date	Opponent	A	C	I Yds. TD
S.2	at Air Force*	46	30	2 361 2
S.16	UCLA	48	27	1 286 0
S.23	Cal State Fullerton	26	17	2 307 2
S.30	at Utah*	37	24	1 510 2
O.7	at Hawai'i*	41	23	1 319 1
O.14	Long Beach State	42	24	0 299 2
O.21	Pacific	28	18	1 227 2
O.28	at UTEP*	35	20	6 282 1
N.4	New Mexico* (3K)	39	25	1 426 2
N.11	Wyoming*	36	18	0 256 1
N.18	at Miami	41	18	3 163 0
N.25	Brigham Young*	21	14	1 215 1
<b>TOTALS (12 games)</b>		<b>440-258-19</b>		
		<b>3,651 16</b>		

<b>Dan McGwire, 1990</b>				
Date	Opponent	A	C	I Yds. TD
S.8	at Oregon	40	20	0 223 2
S.15	Long Beach State	24	13	1 235 1
S.22	at Brigham Young*	59	32	0 362 3
S.29	Air Force*	29	19	0 343 3

O.6	at Wyoming*	42	27	0 415 5
O.13	at UCLA	46	23	1 343 3
N.3	Utah*	32	22	1 286 4
N.10	Hawai'i*	36	23	1 429 2
N.17	at New Mexico* (3K)	49	33	2 530 2
N.24	UTEP*	38	26	0 344 0
D.1	Miami	53	32	1 323 2
<b>TOTALS (11 games)</b>		<b>448-270-7</b>		
		<b>3,833 27</b>		

<b>Tim Gutierrez, 1993</b>				
Date	Opponent	A	C	I Yds. TD
S.4	CSUN			did not play
S.11	at California			did not play
S.18	at Air Force*	21	13	0 217 2
S.25	Minnesota	48	32	0 375 4
S.30	UCLA	47	30	2 350 1
O.9	at Hawai'i*	27	12	0 259 1
O.16	Colorado State*	31	21	1 304 3
O.23	New Mexico*	34	23	1 251 1
O.30	at Utah*	49	32	2 419 4
N.11	Brigham Young*	29	15	1 265 4
N.20	at Fresno State*	36	20	3 449 4

# Passing



EIGHT STRAIGHT BOWL GAME APPEARANCES ► 21 CONFERENCE CHAMPIONSHIPS

O.3	New Mexico State	27	7	1	123	1
O.17	Brigham Young*	33	21	1	298	3
O.24	at Colorado State*	43	29	0	459	6
O.31	New Mexico*	38	22	0	253	3
N.7	TCU*	34	16	2	164	1
N.14	Wyoming*	29	18	0	200	0
N.21	at Utah*	37	17	2	207	1
N.28	at UNLV* (3K)	45	25	2	341	1
<b>TOTALS (12 games)</b>	<b>437-239-16</b>					
	<b>3,054</b>	<b>23</b>				

<b>Ryan Lindley, 2010</b>						
<b>Date</b>	<b>Opponent</b>	<b>A</b>	<b>C</b>	<b>I</b>	<b>Yds.</b>	<b>TD</b>
S.4	Nicholls State	26	17	0	303	2
S.11	at New Mexico State	42	20	0	319	1
S.18	at Missouri	44	20	1	190	0
S.25	Utah State	24	17	1	362	3
O.9	at Brigham Young*	34	20	1	220	3
O.16	(23) Air Force*	26	14	1	247	1
O.23	at New Mexico*	37	18	1	249	2
O.30	at Wyoming*	32	16	2	365	3
N.6	Colorado State*	23	14	2	171	1
N.13	at (3) TCU*	26	11	2	262	2
N.20	(25) Utah (3K)	54	36	3	528	4
N.27	UNLV	30	22	0	338	4
<b>TOTALS (12 games)</b>	<b>398-225-14</b>					
	<b>3,554</b>	<b>26</b>				

<b>Poinsettia Bowl (San Diego, Calif.)</b>						
D.23	Navy	23	18	0	276	2
<b>TOTALS (13 games)</b>	<b>421-243-14</b>					
	<b>3,830</b>	<b>28</b>				

<b>Ryan Lindley, 2011</b>						
<b>Date</b>	<b>Opponent</b>	<b>A</b>	<b>C</b>	<b>I</b>	<b>Yds.</b>	<b>TD</b>
S.3	Cal Poly	27	15	0	203	4
S.10	at Army	18	8	0	146	1
S.17	Washington State	37	21	1	273	2
S.24	at (22) Michigan	48	23	0	253	1
O.8	TCU*	41	15	3	201	2
O.13	at Air Force*	21	15	0	209	2
O.29	Wyoming*	27	13	1	247	2
N.5	New Mexico*	24	16	0	271	0
N.12	at Colorado State*	35	19	1	154	1
N.19	(10) Boise State*	51	30	1	350	3
N.26	at UNLV*	29	13	1	152	2
D.3	Fresno State	40	21	0	281	0
<b>TOTALS (12 games)</b>	<b>398-209-8</b>					
	<b>2,740</b>	<b>20</b>				

<b>R+L Carriers NO Bowl (New Orleans, La.)</b>						
D.17	vs. Louisiana	49	28	0	413	3
<b>TOTALS (13 games)</b>	<b>447-237-8</b>					
	<b>3,153</b>	<b>23</b>				

<b>Quinn Kaehler, 2013</b>						
<b>Date</b>	<b>Opponent</b>	<b>A</b>	<b>C</b>	<b>I</b>	<b>Yds.</b>	<b>TD</b>
A.31	Northern Arizona				Did Not Play	
S.7	at (3) Ohio State	36	22	1	216	1
S.21	Oregon State	25	16	2	251	2
S.26	at New Mexico State	34	22	0	229	0
O.4	Nevada*	32	23	0	286	3
O.10	at Air Force*	21	15	1	249	3
O.26	Fresno State*	26	15	1	337	0
N.2	New Mexico*	21	16	0	207	2
N.9	at San José State*	31	18	1	235	2
N.16	at Hawai'i*	34	17	0	265	1
N.23	Boise State*	37	23	1	288	2
N.30	at UNLV*	46	24	2	239	1
<b>TOTALS (12 games)</b>	<b>361-217-9</b>					
	<b>2,796</b>	<b>17</b>				

<b>Famous Idaho Potato Bowl (Boise, Idaho)</b>						
D.21	vs. Buffalo (3K)	28	15	0	211	2
<b>TOTALS (13 games)</b>	<b>389-232-9</b>					
	<b>3,007</b>	<b>19</b>				

## ■ Annual Passing Leaders

Year	Player	Cl.	NR	CR	A	C	I	Yds.	TDs	Pct.	Eff.
1947	Art Filson	So.			49	19	0	363	1	38.8	107.7
1948	John Simcox	Sr.			103	49	7	665	9	47.6	117.1
1949	Leon Parma	Jr.			87	40	11	603	9	46.0	113.1
1950	Leon Parma	Sr.			103	49	11	732	7	47.6	108.3
1951	Jesse Thompson	Sr.			155	86	5	1,304	13	55.5	147.4
1952	Paul Held	Jr.			194	82	14	1,062	12	42.3	94.2
1953	Paul Held	Sr.			98	39	11	603	4	39.8	82.5
1954	Bill Richardson	So.			60	27	4	251	3	45.0	83.3
1955	Don Magee	So.			123	66	12	792	4	53.7	99.0
1956	Robert Moneymaker	Jr.			65	25	6	433	3	38.5	91.2
1957	Joe Duke	So.			121	49	8	719	4	40.5	88.1
1958	Joe Duke	Jr.			150	62	12	787	7	41.3	84.8
1959	Joe Duke	Jr.			132	63	14	698	6	47.7	85.9
1960	Russ Boehmke	So.			74	37	8	293	2	50.0	70.6
1961	Harry Korsmeier	Jr.			72	35	3	547	4	48.6	122.4
1962	Wayne Sevier	Sr.			62	40	4	578	5	66.7	156.5
1963	Rod Dowhower	Jr.			120	58	6	1,136	11	48.3	148.1
1964	Rod Dowhower	Sr.			193	101	9	1,728	22	52.3	155.8
1965	Don Horn	Jr.			206	123	11	1,688	21	59.7	151.5
1966	Don Horn	Sr.			253	134	14	2,234	18	53.0	139.6
1967	Thom Williams	Jr.			103	59	3	945	7	57.3	151.0
1968	Dennis Shaw	Jr.			240	134	15	2,139	19	55.8	144.3
1969	Dennis Shaw	Sr.	1	1	335	199	26	3,185	39	59.4	162.2
1970	Brian Sipe	Jr.			337	195	20	2,618	23	57.9	133.8
1971	Brian Sipe*	Sr.			369	196	21	2,532	17	53.1	114.6
1972	Jesse Freitas	Jr.			171	97	14	1,200	7	56.6	12.8
1973	Jesse Freitas*	Sr.	1	1	347	227	17	2,993	21	65.4	148.0
1974	Craig Penrose	Jr.			235	132	9	1,683	10	56.3	122.7
1975	Craig Penrose*	Sr.			349	198	24	2,660	15	56.7	121.2
1976	Tom Craft	Jr.			109	75	1	809	2	68.8	135.4
1977	Joe Davis	Sr.			290	174	12	2,360	24	60.0	147.4
1978	Mark Halda	So.			358	205	14	2,262	14	57.3	115.4
1979	Mark Halda	Jr.			234	123	17	1,684	10	52.6	112.6
1980	Matt Kofler	Jr.			179	99	9	1,139	3	55.3	104.2
1981	Matt Kofler	Sr.			436	262	15	3,337	21	60.1	133.4
1982	Mark McKay	Jr.			250	142	9	1,985	11	56.8	130.8
1983	Mark McKay	Sr.			337	187	20	2,490	13	55.5	118.4
1984	Todd Santos	Fr.		6	285	160	14	2,063	9	56.1	117.5
1985	Todd Santos	So.		3	357	226	17	2,877	21	63.3	140.9
1986	Todd Santos	Jr.		4	350	218	11	2,553	14	62.3	130.5
1987	Todd Santos	Sr.	7	1	492	306	15	3,932	26	62.2	140.7
1988	Brad Platt	Sr.			226	130	10	1,466	3	57.5	107.5
1989	Dan McGwire	Jr.		4	440	258	19	3,651	16	58.6	131.7
1990	Dan McGwire	Sr.		2	449	270	7	3,833	27	60.1	148.6
1991	David Lowery	So.		3	311	176	12	2,575	19	56.6	138.6
1992	David Lowery	Jr.		5	366	191	11	2,632	21	52.2	125.5
1993	Tim Gutierrez	Jr.	11	3	341	208	10	3,033	24	61.0	153.1
1994	Billy Blanton	So.			178	112	6	1,586	15	62.9	158.8
1995	Billy Blanton	Jr.	12	5	389	243	14	3,300	23	62.5	146.0
1996	Billy Blanton	Sr.	3	2	344	227	5	3,221	29	66.0	169.6
1997	Kevin McKechnie	Sr.			179	107	6	1,449	10	59.8	139.5
1998	Brian Russell	So.		9	230	123	7	1,438	8	53.5	111.39
1999	Jack Hawley	Jr.	48	7	266	145	10	1,942	15	54.5	126.93
2000	Lon Sheriff	Jr.	68	6	290	155	11	2,163	6	53.4	115.34
2001	Lon Sheriff	Sr.		6	236	111	12	1,295	3	47.0	87.15
2002	Adam Hall	Jr.	37	1	452	272	9	3,253	17	60.2	129.06
2003	Adam Hall	Sr.	91	8	206	105	9	1,320	5	51.0	103.08
2004	Matt Dugolecki	Jr.	94	5	203	123	8	1,349	6	60.6	118.28
2005	Kevin O'Connell	So.	34	4	375	233	12	2,663	19	62.1	132.10
2006	Kevin Craft	Fr.			121	69	6	737	4	57.0	109.18
2007	Kevin O'Connell	Sr.	68	6	439	257	8	3,063	15	58.5	124.78
2008	Ryan Lindley	Fr.	80	7	427	242	9	2,653	16	56.7	117.01
2009	Ryan Lindley	So.	22	2	439	239	16	3,054	23	54.7	123.45
2010	Ryan Lindley	Jr.	21	2	421	243	14	3,830	28	57.7	149.43
2011	Ryan Lindley	Sr.	76	4	447	237	8	3,153	23	53.0	125.67
2012	Ryan Katz	Sr.			163	99	4	1,348	13	60.7	151.61
2013	Quinn Kaehler	Jr.	54	9	389	232	9	3,007	19	59.6	136.10
2014	Quinn Kaehler	Sr.	88	8	307	169	12	2,157	9	55.0	115.92
2015	Maxwell Smith	Sr.			200	110	2	1,529	13	55.0	138.67
2016	Christian Chapman	So.	24	3	251	153	6	1,994	20	61.0	149.20
2017	Christian Chapman	Jr.	46	3	243	146	4	1,873	13	60.1	139.19

\* - Player led the country in per game completions, the stat used by the NCAA to rank quarterbacks that season.  
NR - national ranking in passing efficiency. CR - conference ranking in passing efficiency.



QUINN KAEHLER

RECORDS ► PASSING AZTEC FOOTBALL MEDIA GUIDE



## ■ Game-Winning Drives (since 1982)

Below is a list of all San Diego State game-winning drives (defined as giving San Diego State a lead it never relinquished in the fourth quarter. Game winning drives designated with a ♦ occurred in the final two minutes or in overtime. + - did not start game.

Date	Opponent	Quarterback	Score at Start	Final Score	Time at Start of Drive	TOL	Used TO	Time when Scored	Scoring Play	Scoring Pl	Yds	Drive Time
Oct. 9, 1982	at Wyoming*	♦ Mark McKay	21-21	24-21	4th/4:11	3	0	0:05	Morales 19-yd FG	7	46	4:06
Oct. 30, 1982	Utah*	♦ Mark McKay	14-17	21-17	4th/1:28	0	0	0:52	McKay 47-yd pass to Sampson	4	80	0:36
Nov. 6, 1982	at Hawai'i	Mark McKay	24-28	31-28	4th/3:53	3	0	2:03	Harvey 2-yd. run	7	99	1:50
Sept. 8, 1986	Long Beach State	Todd Santos	20-24	27-20	4th/12:32	2	0	10:08	Santos 38-yd. pass to Jackson	6	63	2:24
Sept. 13, 1986	at Utah*	♦ Todd Santos	29-30	37-30	4th/2:14	1	0	0:52	Hardy 2-yd. run	5	71	1:22
Sept. 27, 1986	at New Mexico*	Todd Santos	24-28	38-34	4th/9:28	2	0	7:42	Santos 28-yd. to Conyers	4	44	1:46
Nov. 14, 1987	Colorado State*	Todd Santos	10-12	26-12	4th/12:11	3	0	7:33	Santos 13-yd. to Reed-Martin	13	72	4:38
Oct. 31, 1987	at Hawai'i*	Todd Santos	14-21	29-21	4th/4:33	3	0	3:08	Santos 4-yd. to Hewitt	6	41	1:25
Oct. 24, 1987	Long Beach State	Todd Santos	38-42	52-42	4th/14:00	3	0	12:00	Santos 29-yd. to Jackson	6	51	2:00
Sept. 11, 1988	Air Force*	♦ Brad Platt	32-36	39-36	4th/3:02	2	2	0:34	Hewitt 1-yd. run	8	61	2:38
Nov. 11, 1989	Wyoming*	Dan McGwire	17-17	27-17	4th/10:38	3	1	7:57	Slack 49-yd. run	6	71	2:41
Oct. 28, 1989	at UTEP*	Dan McGwire	27-31	34-31	4th/14:43	3	0	8:17	McGwire 1-yd. run	14	80	6:26
Oct. 26, 1991	at Utah*	David Lowery	16-21	24-21	4th/9:41	3	1	5:28	Lowery 3-yd. to Wright	12	88	4:13
Oct. 23, 1993	New Mexico*	Tim Gutierrez	17-17	20-17	4th/11:29	1	0	6:54	Holt 31-yd. FG	12	74	4:35
Sept. 18, 1993	at Air Force*	♦ Tim Gutierrez+	31-31	38-31	4th/1:51	1	0	0:34	Gutierrez 36-yd. to Scott	6	63	1:17
Sept. 10, 1994	California	♦ Tim Gutierrez	19-20	22-20	4th/3:22	0	1	0:00	Holt 32-yd. FG	9	65	3:22
Oct. 7, 1995	at Utah*	Billy Blanton	17-21	24-21	4th/9:43	3	0	9:27	Blanton 48-yd. to Hakim	2	48	0:16
Oct. 19, 1996	at New Mexico*	Billy Blanton	42-42	48-42	4th/6:26	3	0	5:33	Jones 2-yd. run	4	15	0:53
Nov. 7, 1996	Wyoming	♦ Billy Blanton	21-24	28-24	4th/1:39	3	1	0:38	Blanton 11-yd. run	7	72	1:01
Sept. 5, 1997	Navy	Kevin McKechnie	31-31	45-31	4th/14:16	3	0	12:17	McKechnie 47-yd. to Hakim	3	78	1:59
Oct. 18, 1997	UNLV*	♦ Spencer Brinton+	17-17	20-17	overtime	0	0	0:00	Tandberg 24-yd. FG	6	18	----
Nov. 15, 1997	at Fresno State*	Spencer Brinton	13-19	20-19	3rd/2:15	3	0	12:16	Lewis 1-yd. run	11	49	4:59
Oct. 17, 1998	at New Mexico*	♦ Brian Russell	30-33	36-33	overtime	0	0	0:00	Russell 25-yd. to Gourdine	2	25	----
Oct. 24, 1998	Utah*	♦ Brian Russell	14-20	21-20	overtime	1	0	0:00	Russell 6-yd. to Gourdine	6	25	----
Oct. 16, 1999	at Colorado State*	Jack Hawley	10-10	17-10	4th/14:09	3	0	11:05	Hawley 40-yd. to Gourdine	7	83	3:04
Oct. 21, 2000	at Brigham Young*	♦ Lon Sheriff	13-15	16-15	4th/0:46	2	1	0:01	Tandberg 36-yd. FG	6	62	0:45
Nov. 4, 2000	at New Mexico*	Lon Sheriff	13-16	17-16	4th/10:59	2	0	5:27	Tandberg 18-yd. FG	12	64	5:32
Nov. 23, 2002	at Air Force*	♦ Lon Sheriff	31-34	38-34	4th, 3:07	3	1	0:58	Truvillion 1-yd. run	8	58	2:09
Nov. 19, 2005	Wyoming*	Kevin O'Connell	17-21	34-21	4th, 8:10	2	0	6:24	O'Connell 18-yd. to Ortiz	5	76	1:46
Oct. 21, 2006	Air Force*	♦ Kevin Craft	10-12	19-12	4th, 6:01	1	1	0:02	Palmer 30-yd. FG	12	58	3:06
Oct. 6, 2007	at Colorado State*	♦ Kevin O'Connell	17-20	24-20	4th, 2:23	2	0	0:43	O'Connell 1-yd. run	7	80	1:40
Nov. 3, 2007	Wyoming*	♦ Kevin O'Connell	20-24	27-24	4th, 3:46	1	0	1:06	O'Connell 27-yd. to Brown	6	38	2:40
Oct. 31, 2009	New Mexico*	Ryan Lindley	16-20	23-20	4th, 12:13	3	0	7:54	Lindley 4-yd. to Sampson	10	75	4:19
Sept. 10, 2011	at Army	Ryan Lindley	20-20	23-20	4th, 12:37	3	0	9:29	Perez 42-yd. FG	8	55	3:14
Nov. 12, 2011	at Colorado State*	Ryan Lindley	15-15	18-15	4th, 9:41	3	1	5:49	Perez 37-yd FG	8	43	3:52
Dec. 3, 2011	Fresno State	♦ Ryan Lindley	28-28	35-28	4th, 2:13	3	0	1:09	Hillman 2-yd. run	9	66	1:04
Oct. 20, 2012	at Nevada*	Adam Dingwell+	28-31	31-31	4th, 0:50	0	0	0:00	Marden 35-yd. FG	7	25	0:50
		♦ Adam Dingwell+	31-38	39-38	overtime	1	0	0:00	Dingwell 21-yd. to Escobar	2	25	0:00
						1	1	14:55	Dingwell to Roberts (2pt. PAT)			
Sept. 28, 2013	at New Mexico State	Quinn Kaehler	11-16	26-16	3rd, 3:32				Pumphrey 2-yd run	8	60	3:37
Oct. 4, 2013	Nevada*	♦ Quinn Kaehler	44-44	51-44	overtime	1	0	0:00	Kaehler 13-yd. to Judge	5	25	0:00
Oct. 10, 2013	at Air Force*	♦ Quinn Kaehler	19-20	27-20	4th, 7:06	3	1	1:39	Kaehler 3-yd. to Vizzi	13	77	5:27
Nov. 9, 2013	at San José State*	Quinn Kaehler	27-30	34-30	4th, 9:51	3	0	3:32	Muema 12-yd. run	6	38	2:28
Nov. 16, 2013	at Hawai'i	♦ Quinn Kaehler	21-21	28-21	overtime	0	0	0:00	Muema 2-yd. run	3	25	0:00
Nov. 23, 2013	Boise State	♦ Quinn Kaehler	28-31	34-31	overtime	0	0	0:00	Kaehler 10-yd. to Lockett	5	25	0:00
Dec. 5, 2015	Air Force (CC)	Christian Chapman	27-24	24-24	4th, 8:08	3	0	5:10	Hageman 46-yd. FG	6	46	2:58
Sept. 16, 2017	(19/19) Stanford	♦ Christian Chapman	20-17	13-17	4th, 6:15	2	1	0:54	Chapman 8-yd. to Wells	11	75	5:21
Sept. 23, 2017	at Air Force*	Christian Chapman	28-24	21-24	4th, 6:16	3	3	5:39	Penny 53-yd. run	2	75	0:37

## ■ Most 4th Quarter GW Drives / QB (since 1982)

Pl. Player	GW Drives
1. Quinn Kaehler	6
Todd Santos	6
3. Ryan Lindley	4
4. <b>Christian Chapman</b>	3
Billy Blanton	3
Tim Gutierrez	3
Mark McKay	3
Kevin O'Connell	3
Lon Sheriff	3

## ■ Most 4th Quarter & Less Than Two Mins. Remaining Comebacks / QB (since 1982)

Pl. Player	GW Drives
1. Quinn Kaehler	4
2. Tim Gutierrez	2
Mark McKay	2
Kevin O'Connell	2
Brian Russell	2
Lon Sheriff	2

# Receiving



EIGHT STRAIGHT BOWL GAME APPEARANCES ► 21 CONFERENCE CHAMPIONSHIPS

**Bold** indicates record set by a current Aztec  
\* - Indicates conference game

## ■ Individual Records

### Most Receptions

**Game:** 18, J.R. Tolver at Hawai'i, 12/7/02  
**Season:** 128, J.R. Tolver, 2002  
**Career:** 262, J.R. Tolver, 1999-00-01-02

### Most Receptions Per Game

**Season:** 9.8, J.R. Tolver, 2002  
**Career:** 6.4, Will Blackwell, 1994-95-96  
(min. 15 gms.)

### Most Receptions By Senior

**Game:** 18, J.R. Tolver at Hawai'i, 12/7/02  
**Season:** 128, J.R. Tolver, 2002

### Most Receptions By Junior

**Game:** 16, Tim Delaney vs. New Mexico State, 11/15/69  
**Season:** 85, Tim Delaney, 1969

### Most Receptions By Sophomore

**Game:** 15, Will Blackwell at Brigham Young\*, 9/16/95  
**Season:** 86, Will Blackwell, 1995

### Most Receptions By Freshman

**Game:** 10, Will Blackwell vs. Fresno State\*, 11/26/94  
**Season:** 51, Will Blackwell, 1994

### Most Yards

**Game:** 363, Tom Nettles vs. Southern Mississippi, 11/9/68  
**Season:** 1,785, J.R. Tolver, 2002  
**Career:** 3,572, J.R. Tolver, 1999-00-01-02

### Most Yards Per Game

**Season:** 137.3, J.R. Tolver, 2002  
**Career:** 93.4, Will Blackwell, 1994-95-96  
(min. 15 gms.)

### Most Yards By Senior

**Game:** 363, Tom Nettles vs. Southern Mississippi, 11/9/68  
**Season:** 1,785, J.R. Tolver, 2002

### Most Yards By Junior

**Game:** 289, Gary Garrison vs. Fresno State\*, 10/31/64  
**Season:** 1,392, Patrick Rowe, 1990

### Most Yards By Sophomore

**Game:** 274, Darnay Scott vs. UTEP\*, 10/17/92  
**Season:** 1,207, Will Blackwell, 1995

### Most Yards By Freshman

**Game:** 243, Darnay Scott vs. Brigham Young\*, 11/16/91  
**Season:** 727, Darnay Scott, 1991

### Most Touchdowns

**Game:** 6, Tim Delaney vs. New Mexico State 11/15/69  
**Season:** 18, Tom Reynolds, 1969  
**Career:** 26, Gary Garrison, 1964-65

### Most Yards Per Reception

**Game:** 37.3 (6), Brett Swain vs. Portland State, 9/22/07 (min. 5 rec.)  
**Season:** 25.2 (31), Derrick Lewis, 2000 (min. 30 rec.)  
**Career:** 20.4 (85), Derrick Lewis, 1999-00-01 (min. 50 rec.)

## 100-YARD GAMES/SEASON

Rk	Player, Season	Games
1.	Patrick Rowe, 1990	9
2.	Kassim Osgood, 2002	8
	J.R. Tolver, 2002	8
	Dennis Arey, 1990	8
5.	Webster Slaughter, 1985	7
	Gary Garrison, 1964	7
7.	Vincent Brown, 2010	6
	DeMarco Sampson, 2010	6
	Jeff Webb, 2005	6
	Will Blackwell, 1995	6
	Darnay Scott, 1993	6
	Jim Sandusky, 1983	6
	Dwight McDonald, 1974	6
	Tom Nettles, 1968	6

## 100-YARD GAMES/CAREER

Pl.	Player, Seasons	Games
1.	Vincent Brown, 2007-08-09-10	13
	J.R. Tolver, 1999-00-01-02	13
3.	Jeff Webb, 2001-03-04-05	12
	Will Blackwell, 1994-95-96	12
	Darnay Scott, 1991-92-93	12
	Patrick Rowe, 1987-88-90-91	12
	Gary Garrison, 1964-65	12
8.	Az Hakim, 1994-95-96-97	11
9.	Haven Moses, 1966-67	10
10.	Tim Delaney, 1968-69-70	9

## ■ Receptions

### SEASON

Pl.	Player, Season	Rec.
1.	J.R. Tolver, 2002	128
2.	Kassim Osgood, 2002	108
3.	Jeff Webb, 2005	92
4.	Will Blackwell, 1995	86
	Dwight McDonald, 1974	86
6.	Tim Delaney, 1969	85
7.	Webster Slaughter, 1985	82
8.	Craig Scoggins, 1966	81
9.	Monty Gilbreath, 1989	80
10.	Gary Garrison, 1964	78

### SENIOR SEASON

Pl.	Player, Season	Rec.
1.	J.R. Tolver, 2002	128
2.	Kassim Osgood, 2002	108
3.	Jeff Webb, 2005	92
4.	Dwight McDonald, 1974	86
5.	Webster Slaughter, 1985	82

### JUNIOR SEASON


Pl.	Player, Season	Rec.
1.	Tim Delaney, 1969	85
2.	Gary Garrison, 1964	78
3.	Darnay Scott, 1993	75
4.	Jeff Webb, 2004	71
	Patrick Rowe, 1990	71

### SOPHOMORE SEASON

Pl.	Player, Season	Rec.
1.	Will Blackwell, 1995	86
2.	Darnay Scott, 1992	68
3.	Vincent Brown, 2008	64
4.	J.R. Tolver, 2000	62
5.	Colin Lockett, 2011	58

### FRESHMAN SEASON

Pl.	Player, Season	Rec.
1.	Will Blackwell, 1995	51
2.	Darnay Scott, 1991	35
3.	Vincent Brown, 2007	31
4.	Gavin Escobar, 2010	29
5.	Dominique Sandifer, 2009	26



J.R. TOLVER

## RECEPTIONS/CAREER

Pl.	Player	Seasons	Rec.	Yards	Avg.	TD	Long
1.	J.R. Tolver	1999-00-01-02	262	3,572	13.6	18	71
2.	Jeff Webb	2001-03-04-05	234	2,890	12.4	20	70
3.	Vincent Brown	2007-08-09-10	209	3,110	14.9	23	90
4.	Will Blackwell	1994-95-96	197	2,896	14.7	25	80
5.	Monty Gilbreath	1986-87-88-89	187	2,241	12.0	8	74
6.	Tim Delaney	1968-69-70	180	2,535	14.1	22	48
7.	Darnay Scott	1991-92-93	178	3,139	17.6	25	82
8.	Patrick Rowe	1987-88-90-91	155	2,678	17.3	13	68
9.	Gary Garrison	1964-65	148	2,188	14.8	26	65
10.	Az Hakim	1994-95-96-97	147	2,622	17.8	21	67
11.	DeMarco Sampson	2005-08-09-10	146	2,242	15.4	18	71
12.	Robert Ortiz	2002-03-04-05	137	1,620	11.8	13	61
13.	Brett Swain	2004-05-06-07	133	1,893	14.2	8	80
14.	Colin Lockett	2010-11-12-13	130	2,026	15.6	16	80
15.	Craig Scoggins	1965-66	129	1,809	14.0	16	84
16.	Darius Durham	1979-80-81-82	127	1,988	15.7	11	55
17.	Gavin Escobar	2010-11-12	122	1,646	13.5	17	55
	Webster Slaughter	1984-85	122	1,647	13.5	13	51
	Tom Reynolds	1969-71	117	1,955	16.7	25	68
20.	Damon Gourdine	1997-98-99	114	1,370	12.0	12	65
21.	Ezell Ruffin	2012-13-14	111	1,877	16.9	5	75
	Jimmy Raye	1988-89-90	111	1,518	13.7	10	71
	Haven Moses	1966-67	111	2,103	18.9	15	60
24.	Kassim Osgood	2002	108	1,552	14.4	8	87
25.	Vince Warren	1981-82-83-84-85	105	2,164	20.6	14	84
26.	DeAndre Maxwell	1992-93-94-95	104	1,513	14.5	13	56
27.	Chaz Schilens	2005-06-07	103	1,603	15.6	7	97
28.	Dennis Arey	1988-89-90	101	1,714	17.0	12	71
29.	Donnel Pumphrey	2013-14-15-16	100	1,041	10.4	5	40

RECORDS ► RECEIVING

AZTEC FOOTBALL MEDIA GUIDE

# Receiving

EIGHT STRAIGHT BOWL GAME APPEARANCES ► 21 CONFERENCE CHAMPIONSHIPS



RECEIVING ◀ RECORDS

## YARDS RECEIVING/SEASON

Pl.	Name	Cl.	Season	No.	Yds.	TD	Avg.	YPG	GP	1K	TGP	1K
1.	J.R. Tolver	Sr.	2002	128	1,785	13	13.95	137.31	7	7		
2.	Kassim Osgood	Sr.	2002	108	1,552	8	14.37	119.38	9	9		
3.	Patrick Rowe	Jr.	1990	71	1,392	8	19.61	126.55	9	9		
4.	Vincent Brown	Sr.	+2010	69	1,352	10	19.59	104.00	11	11		
5.	Craig Scoggins	Sr.	+1966	85	1,301	8	15.31	118.27	10	10		
6.	Tim Delaney	Jr.	+1969	89	1,300	14	14.61	118.18	9	9		
7.	Gary Garrison	Jr.	1964	78	1,272	15	16.31	127.20	8	8		
8.	Darnay Scott	Jr.	1993	75	1,262	10	16.83	114.73	8	8		
9.	Tom Nettles	Sr.	1968	62	1,227	14	19.79	122.70	8	8		
10.	DeMarco Sampson	Sr.	+2010	67	1,220	8	18.21	93.85	11	11		
11.	Will Blackwell	So.	1995	86	1,207	8	14.03	109.73	10	11		
12.	Haven Moses	Jr.	+1966	62	1,206	10	19.45	109.64	10	10		
13.	Jim Sandusky	Sr.	1983	69	1,171	6	16.97	97.58	10	10		
14.	Dwight McDonald	Sr.	1974	86	1,157	7	13.45	105.18	10	10		
15.	Darnay Scott	So.	1992	68	1,150	9	16.91	104.55	10	10		
16.	Ezell Ruffin	Jr.	+2013	68	1,136	3	16.71	87.38	11	11		
17.	Dennis Arey	Sr.	1990	68	1,118	10	16.44	101.64	10	10		
18.	Jeff Webb	Sr.	2005	92	1,109	10	12.05	92.42	12	12		
19.	Webster Slaughter	Sr.	1985	82	1,071	10	13.06	89.25	11	11		
20.	Tom Reynolds	Sr.	1971	67	1,070	7	15.97	107.00	10	11		
21.	Az Hakim	So.	1995	57	1,022	8	17.93	85.17	12	12		
22.	Will Blackwell	Jr.	1996	60	1,000	11	16.67	111.11	9	11		

+ - indicated team participated in bowl game. GP 1K - games played to date when reaching 1,000 yards. TGP 1K - team games to date when player reached 1,000 yards.

Multiple 1,000-Yard Seasons: Will Blackwell (2), Darnay Scott (2)

Head Coaches for 1,000-Yard Seasons: Don Coryell (6), Al Luginbill (4), Tom Craft (3), Ted Tollner (3), Brady Hoke (2), Doug Scovill (2), Claude Gilbert (1), **Rocky Long (1)**

## SEASON/TIGHT END

Pl.	Player, Season	Rec.
1.	Tim Delaney, 1970	62
2.	Gavin Escobar, 2011	51
3.	Kerry Reed-Martin, 1987	49
4.	Robert Awalt, 1986	45

## SEASON/RUNNING BACK

Pl.	Player, Season	Rec.
1.	Don Roberts, 1982	53
2.	Corey Gilmore, 1986	48
3.	Marshall Faulk, 1993	47

## Receiving Yards

### SEASON

Pl.	Player, Season	Yards
1.	J.R. Tolver, 2002	1,785
2.	Kassim Osgood, 2002	1,552
3.	Patrick Rowe, 1990	1,392
4.	Vincent Brown, 2010	1,352
5.	Gary Garrison, 1964	1,272
6.	Darnay Scott, 1993	1,262
7.	Tim Delaney, 1969	1,259
8.	Tom Nettles, 1968	1,227
9.	DeMarco Sampson, 2010	1,220
10.	Craig Scoggins, 1966	1,212

### SENIOR SEASON

Pl.	Player, Season	Yards
1.	J.R. Tolver, 2002	1,785
2.	Kassim Osgood, 2002	1,552
3.	Vincent Brown, 2010	1,352
4.	Tom Nettles, 1968	1,227
5.	DeMarco Sampson, 2010	1,220

### JUNIOR SEASON

Pl.	Player, Season	Yards
1.	Patrick Rowe, 1990	1,392
2.	Gary Garrison, 1964	1,272
3.	Darnay Scott, 1993	1,262
4.	Tim Delaney, 1969	1,259
5.	Ezell Ruffin, 2013	1,136

## SOPHOMORE SEASON

Pl.	Player, Season	Yards
1.	Will Blackwell, 1995	1,207
2.	Darnay Scott, 1992	1,150
3.	Az Hakim, 1995	1,022
4.	Colin Lockett, 2011	970
5.	J.R. Tolver, 2000	808

## FRESHMAN SEASON

Pl.	Player, Season	Yards
1.	Darnay Scott, 1991	727
2.	Will Blackwell, 1994	689
3.	Az Hakim, 1994	370
4.	Gavin Escobar, 2010	323
5.	Dominique Sandifer, 2009	298

## SEASON/TIGHT END

Pl.	Player, Season	Yards
1.	Tim Delaney, 1970	794
2.	Gavin Escobar, 2011	780
3.	Kerry Reed-Martin, 1987	719
4.	Gavin Escobar, 2012	543
5.	Robert Awalt, 1986	541

## SEASON/RUNNING BACK

Pl.	Player, Season	Yards
1.	Marshall Faulk, 1993	644
2.	David Turner, 1977	417
3.	Donnel Pumphrey, 2015	416
4.	Brandon Sullivan, 2010	383
5.	Don Roberts, 1982	380

## CAREER

Pl.	Player, Seasons	Yards
1.	J.R. Tolver, 1999-00-01-02	3,572
2.	Darnay Scott, 1991-92-93	3,139
3.	Vincent Brown, 2007-08-09-10	3,110
4.	Will Blackwell, 1994-95-96	2,896
5.	Jeff Webb, 2001-03-04-05	2,890
6.	Patrick Rowe, 1987-88-90-91	2,678
7.	Az Hakim, 1994-95-96-97	2,622
8.	Tim Delaney, 1968-69-70	2,535
9.	DeMarco Sampson, 2005-08-09-10	2,242
10.	Monty Gilbreath, 1986-87-88-89	2,241

## Single-Game Receiving Leaders

### RECEPTIONS

Pl.	Player	Opponent, Date	Rec.	Yards	Avg.	TD
1.	J.R. Tolver	at Hawaii, Dec. 7, 2002	18	283	15.7	2
2.	Curtis Shearer	vs. Air Force*, Oct. 1, 1994	17	195	11.5	2
	Don Roberts	at California, Sept. 18, 1982	17	150	8.8	0
	Tom Reynolds	vs. Utah State, Oct. 22, 1971	17	290	17.1	1
5.	J.R. Tolver	vs. Utah*, Oct. 12, 2002	16	185	11.6	1
	Tim Delaney	vs. New Mexico State, Nov. 22, 1969	16	275	17.2	6
7.	DeMarco Sampson	at Colorado State*, Oct. 24, 2009	15	257	17.1	3
	Will Blackwell	at Brigham Young*, Sept. 16, 1995	15	197	13.1	2
	Webster Slaughter	vs. Oregon, Oct. 26, 1985	15	168	11.2	2
	Craig Scoggins	vs. Cal State L.A.*, Nov. 26, 1966	15	239	15.9	2

### RECEIVING YARDS

Pl.	Player	Opponent, Date	Rec.	Yards	Avg.	TD
1.	Tom Nettles	vs. Southern Mississippi, Nov. 9, 1968	11	362	32.9	4
2.	J.R. Tolver	vs. Arizona State, Sept. 14, 2002	12	296	24.7	1
3.	Tom Reynolds	vs. Utah State, Oct. 22, 1971	17	290	17.1	1
4.	Gary Garrison	vs. Fresno State*, Oct. 31, 1964	11	289	26.3	4
5.	J.R. Tolver	at Hawaii, Dec. 7, 2002	18	283	15.7	2
6.	Will Blackwell	at California, Sept. 14, 1996	11	280	25.5	4
7.	Tim Delaney	vs. New Mexico State, Nov. 15, 1969	16	275	17.2	6
8.	Darnay Scott	vs. UTEP*, Oct. 17, 1992	12	274	22.8	3
9.	DeMarco Sampson	at Colorado State*, Oct. 24, 2009	15	257	17.1	3
10.	Jeff Webb	vs. Brigham Young*, Oct. 4, 2003	10	253	25.3	3

### RECEIVING TOUCHDOWNS

Pl.	Player	Opponent, Date	Rec.	Yards	Avg.	TD
1.	Tim Delaney	vs. New Mexico State, Nov. 15, 1969	16	275	17.2	6
2.	Will Blackwell	at California, Sept. 14, 1996	11	280	25.5	4
	Tom Nettles	vs. Southern Mississippi, Nov. 9, 1968	11	362	32.9	4
	Gary Garrison	vs. Fresno State*, Oct. 31, 1964	11	289	26.3	4
5.	Vincent Brown	vs. (25) Utah*, Nov. 20, 2010	8	184	23.0	3
	DeMarco Sampson	at Colorado State*, Oct. 24, 2009	15	257	17.1	3
	Vincent Brown	vs. Idaho, Sept. 27, 2008	8	183	22.9	3
	Brett Swain	vs. Portland State, Sept. 22, 2007	6	224	37.3	3
	Jeff Webb	vs. Brigham Young*, Oct. 4, 2003	10	253	25.3	3
	J.R. Tolver	at Idaho, Sept. 21, 2002	14	184	13.1	3
	Az Hakim	vs. Oklahoma, Sept. 21, 1996	6	120	20.0	3
	Darnay Scott	vs. UTEP*, Oct. 17, 1992	12	274	22.8	3
	13 other occasions with					

### LONGEST RECEPTION/PASS

Pl.	Quarterback	Receiver	Opponent	Yards
1.	Kevin O'Connell	Chaz Schilens	vs. TCU, Nov. 24, 2007 (L, 33-45)	97
2.	Brian Sipe	Robert West	at Fresno State*, Oct. 30, 1971 (L, 10-17)	92
3.	Ryan Lindley	Vincent Brown	vs. (25) Utah*, Nov. 20, 2010 (L, 34-38)	90
4.	<b>Christian Chapman</b>	<b>Fred Trevillion</b>	<b>vs. Boise State*, Oct. 14, 2017 (L, 14-31)</b>	<b>89</b>
5.	J.R. Tolver	Kassim Osgood	at Hawaii, Dec. 7, 2002 (L, 40-41)	87
	Jack Hawley	Derrick Lewis	at UNLV*, Nov. 20, 1999 (W, 37-7)	87
	Tim Gutierrez	Marshall Faulk	at Fresno State*, Nov. 20, 1993 (L, 37-63)	87
8.	<b>Christian Chapman</b>	<b>Mikah Holder</b>	<b>vs. New Hampshire, Sept. 3, 2016 (W, 31-0)</b>	<b>86</b>
	Dennis Shaw	Tom Nettles	vs. Southern Mississippi, Nov. 9, 1968 (W, 68-7)	86
10.	Billy Blanton	Nate Jacquet	at UNLV*, Nov. 16, 1996 (L, 42-44)	85
	Doug Matheson	Dan Laskowski	vs. Weber State, Sept. 23, 1967 (W, 58-12)	85
12.	Todd Santos	Vince Warren	vs. Colorado State*, Oct. 20, 1984 (W, 41-24)	84
13.	Mark Halda	Bobby Taylor	vs. Miami, Oct. 13, 1979 (W, 31-20)	83
	Mark Halda	Steve Stapler	vs. Wisconsin, Sept. 29, 1979 (W, 24-17)	83
	Jeff Atteberry	Mike Reed	vs. UC Santa Barbara*, Nov. 14, 1970 (W, 65-7)	83
16.	Ryan Lindley	Vincent Brown	vs. Utah State, Sept. 25, 2010 (W, 41-7)	82
	David Lowery	Darnay Scott	at California, Sept. 11, 1993 (W, 22-20)	82
	Don Horn	Craig Scoggins	vs. Cal State L.A.*, Nov. 26, 1966 (W, 39-12)	82

## TDs Receiving

### SEASON

Pl.	Player, Season	TDs
1.	Gary Garrison, 1964	15
2.	Tim Delaney, 1969	14
	Tom Nettles, 1968	14
4.	J.R. Tolver, 2002	13
5.	Ronnie Smith, 1977	12
	Ken Burrow, 1970	12
7.	Will Blackwell, 1996	11
	Gary Garrison, 1965	11
9.	Vincent Brown, 2010	10
	Jeff Webb, 2005	10
	Darnay Scott, 1993	10

Dennis Arey, 1990	10
Webster Slaughter, 1985	10

### CAREER

Pl.	Player, Seasons	TDs
1.	Tom Reynolds, 1969-70-71	31
2.	Gary Garrison, 1964-65	26
3.	Will Blackwell, 1994-95-96	25
	Darnay Scott, 1991-92-93	25
5.	Vincent Brown, 2007-08-09-10	23
6.	Tim Delaney, 1968-69-70	22
7.	Az Hakim, 1994-95-96-97	21
8.	Jeff Webb, 2001-03-04-05	20
9.	DeMarco Sampson, 2005-08-09-10	18
	J.R. Tolver, 1999-00-01-02	18

# Receiving



EIGHT STRAIGHT BOWL GAME APPEARANCES ► 21 CONFERENCE CHAMPIONSHIPS

RECORDS ► RECEIVING AZTEC FOOTBALL MEDIA GUIDE

## ■ Annual Receiving Leaders/Yards

Year	Player	Cl.	NR	CR	No.	Yds.	Avg.	TDs
1947	Jack Kaiser	So.			12	216	18.0	5
1948	Leo Heaton	Jr.			17	229	13.5	1
1949	Bud Milke	Jr.			16	192	12.0	1
1950	Bud Milke	Sr.			25	315	12.6	3
1951	Chet Nicholson	Sr.			30	510	17.0	6
1952	Don Jurk	Sr.			21	383	18.2	6
1953	Bob Lyon	Sr.			19	312	16.4	0
1954	Claude Lewis	So.			11	120	10.9	3
1955	Braxton Pinkins	So.			13	214	16.5	2
1956	Braxton Pinkins	Jr.			14	294	21.0	3
1957	Braxton Pinkins	Sr.			15	288	19.2	1
1958	Bob Ball	So.			20	264	13.2	3
1959	Dick Morris	Jr.			28	283	10.1	3
1960	Dick Morris	Sr.			13	118	9.1	2
1961	Neal Petties	So.			19	428	22.5	4
1962	Neal Petties	Jr.			22	384	17.5	4
1963	Neal Petties	Sr.		7	22	465	21.1	5
1964	Gary Garrison	Jr.		1	78	1,272	16.3	15
1965	Gary Garrison	Sr.			70	916	13.1	11
1966	Craig Scoggins	Sr.		1	81	1,212	15.0	8
1967	Haven Moses	Sr.			54	958	17.7	7
1968	Tom Nettles	Sr.			62	1,227	19.8	14
1969	Tim Delaney	Jr.	3	1	85	1,259	14.8	14
1970	Tim Delaney	Sr.		1	62	794	12.8	6
1971	Tom Reynolds	Sr.		1	67	1,070	16.0	7
1972	Isaac Curtis	Sr.		3	44	832	18.9	7
1973	Darold Nogle	Sr.		1	59	945	16.0	6
1974	Dwight McDonald	Sr.	1	1	86	1,157	13.5	7
1975	Duke Ferguson	Sr.	6	1	57	886	15.5	4
1976	Ronnie Smith	Jr.			27	416	15.4	3
1977	Dennis Pearson	Sr.			49	864	17.6	5
1978	Don Warren	Sr.			39	483	12.4	4
1979	Steve Stapler	Sr.			37	794	21.5	5
1980	Bobby Taylor	Sr.			40	656	16.5	4
1981	Darius Durham	Jr.	3	1	65	988	15.2	7
1982	Don Roberts	Sr.			53	380	7.2	0
1983	Jim Sandusky	Sr.	12	1	69	1,171	17.0	6
1984	Webster Slaughter	Jr.			40	576	14.4	3
1985	Webster Slaughter	Sr.	4	1	82	1,071	13.1	10
1986	Corey Gilmore	Sr.		5	48	325	6.8	1
1987	Kerry Reed-Martin	Jr.			49	719	14.7	4
1988	Monty Gilbreath	Jr.		2	60	799	13.3	2
1989	Monty Gilbreath	Sr.		2	80	903	11.3	4
1990	Patrick Rowe	Jr.		3	71	1,392	19.6	8
1991	Patrick Rowe	Sr.		4	57	822	14.4	4
1992	Darnay Scott	So.		2	68	1,150	16.9	9
1993	Darnay Scott	Jr.	5	1	75	1,262	16.8	10
1994	Curtis Shearer	Sr.	22	4	55	737	13.4	6
1995	Will Blackwell	So.	5	1	86	1,207	14.0	8
1996	Will Blackwell	Jr.	8	3	60	1,000	16.7	11
1997	Taj Johnson	Jr.		11	44	802	18.2	2
1998	Damon Gourdine	Jr.			55	649	11.8	4
1999	Damon Gourdine	Sr.		3	38	439	11.6	4
2000	J.R. Tolver	So.	32	2	62	808	13.0	1
2001	J.R. Tolver	Jr.	35	3	63	878	13.9	2
2002	J.R. Tolver	Sr.	2	1	128	1,785	13.9	13
2003	Jeff Webb	So.	41	4	55	706	12.8	4
2004	Jeff Webb	Jr.	18	2	71	863	12.2	6
2005	Jeff Webb	Sr.	21	4	92	1,109	12.1	10
2006	Brett Swain	Jr.			47	528	11.2	2
2007	Brett Swain	Sr.	30	2	58	973	16.8	5
2008	Vincent Brown	So.		9	64	631	9.9	5
2009	DeMarco Sampson	Jr.	51	2	62	851	13.7	8
2010	Vincent Brown	Sr.	6	1	69	1,352	19.6	10
2011	Colin Lockett	So.	48	4	58	970	16.7	8
2012	Gavin Escobar	Jr.			42	543	12.9	6
2013	Ezell Ruffin	Jr.	29	6	68	1,136	16.7	3
2014	Eric Judge	So.			24	471	19.6	2
2015	Mikah Holder	So.			24	439	18.3	6
2016	Mikah Holder	Jr.	200	18	27	581	21.5	5
2017	Mikah Holder	Sr.	167	10	43	602	14.0	2

NR - national ranking in receiving yards per game. CR - conference ranking in receiving yards per game.

## ■ Annual Receiving Leaders/Receptions

Year	Player	Cl.	NR	CR	No.	Yds.	Avg.	TDs
1965	Gary Garrison	Sr.			70	916	13.1	11
1966	Craig Scoggins	Sr.			81	1,212	15.0	8
1967	Haven Moses	Sr.			54	958	17.7	7
1968	Tom Nettles	Sr.			62	1,227	19.8	14
1969	Tim Delaney	Jr.			85	1,259	14.8	14
1970	Ken Burrow	Sr.			54	904	16.6	12
1971	Tom Reynolds	Sr.			67	1,070	16.0	7
1972	Isaac Curtis	Sr.			44	832	18.9	7
1973	Darold Nogle	Sr.			59	945	15.9	6
1974	Dwight McDonald	Sr.			86	1,157	13.5	7
1975	Duke Ferguson	Sr.			57	886	15.5	4
1976	Ronnie Smith	Jr.			29	416	14.3	3
1977	Dennis Pearson	Sr.			49	864	17.6	5
1978	Rick Garretson	Sr.			36	509	14.1	2
1979	Steve Stapler	Sr.			37	794	21.5	5
1980	Bobby Taylor	Sr.			40	656	16.4	4
1981	Darius Durham	Jr.			65	988	15.2	7
1982	Darius Durham	Sr.			45	781	17.4	4
1983	Jim Sandusky	Sr.			69	1,171	17.0	6
1984	Vince Warren	Sr.			29	616	21.2	3
1985	Webster Slaughter	Sr.			82	1,071	13.1	10
1986	Robert Awalt	Sr.			45	541	12.0	2
1987	Kerry Reed-Martin	Jr.			49	719	14.7	4
1988	Monty Gilbreath	Jr.			60	799	13.3	2
1989	Robert Claiborne	Sr.			55	938	17.1	4
1990	Patrick Rowe	Jr.			71	1,392	19.6	8
1991	Patrick Rowe	Sr.			57	822	14.4	4
1992	Darnay Scott	So.			68	1,150	16.9	9
1993	Darnay Scott	Jr.			75	1,262	16.8	10
1994	Curtis Shearer	Sr.			55	737	13.4	6
1995	Will Blackwell	So.			86	1,207	14.0	8
1996	Will Blackwell	Jr.			60	1,000	16.7	11
1997	Taj Johnson	Sr.			44	802	18.2	2
1998	Damon Gourdine	Jr.		7	55	649	11.8	4
1999	Derrick Lewis	Jr.		11	26	551	21.2	4
2000	J.R. Tolver	So.	46	5	62	808	13.0	1
2001	J.R. Tolver	Jr.	39	3	63	878	13.9	2
2002	J.R. Tolver	Sr.	1	1	128	1,785	13.9	13
2003	Jeff Webb	So.	63	4	55	706	12.8	4
2004	Jeff Webb	Jr.	33	6	71	863	12.2	6
2005	Jeff Webb	Sr.	3	1	92	1,109	12.1	10
2006	Brett Swain	Jr.			47	528	11.2	2
2007	Brett Swain	Sr.	79	4	58	973	16.8	5
2008	Vincent Brown	So.	46	5	64	631	9.9	5
2009	DeMarco Sampson	Jr.	50	4	62	851	13.7	8
2010	Vincent Brown	Sr.	44	1	69	1,352	19.6	10
2011	Colin Lockett	So.	94	6	58	970	16.7	8
2012	Gavin Escobar	Jr.			42	543	12.9	6
2013	Ezell Ruffin	Jr.	58	12	68	1,136	16.7	3
2014	Ezell Ruffin	Sr.			26	422	16.2	2
2015	Donnel Pumphrey	Jr.			28	416	14.9	3
2016	Mikah Holder	Jr.			27	581	21.5	5
2017	Mikah Holder	Sr.	191	14	43	602	14.0	2

NR - national ranking in receptions per game. CR - conference ranking in receptions per game.

# Receiving

EIGHT STRAIGHT BOWL GAME APPEARANCES ► 21 CONFERENCE CHAMPIONSHIPS



RECEIVING RECORDS

## ■ Top Performances

**300-Yard Performances By Player (1 Total; 1 Player)**  
- Tom Nettles 1.

**200-Yard Performances By Player (22 Total; 15 Players)** - Darnay Scott 4, Will Blackwell 2, Tim Delaney 2, Tom Reynolds 2, J.R. Tolver 2, Marshall Faulk 1, Gary Garrison 1, Tom Nettles 1, Jimmy Raye 1, Patrick Rowe 1, Chaz Schilens 1, Craig Scoggins 1, Brett Swain 1, Jeff Webb 1, DeMarco Sampson 1.

**Most 200-Yard Performances in a Season - 2** by J.R. Tolver in 2002, Damay Scott in 1992, Tim Delaney in 1969.

**100-Yard Performances By Player (322 Total; 83 Players)** - Vincent Brown 13, J.R. Tolver 13, Will Blackwell 12, Gary Garrison 12, Patrick Rowe 12, Darnay Scott 12, Jeff Webb 12, Az Hakim 11, Haven Moses 10, Tim Delaney 9, Dennis Arey 8, Kassim Osgood 8, Webster Slaughter 8, Ken Burrow 7, Colin Lockett 7, Tom Reynolds 7, DeMarco Sampson 7, Craig Scoggins 7, Vince Warren 7, Darius Durham 6, Dwight McDonald 6, Tom Nettles 6, Ezell Ruffin 6, Jim Sandusky 6, Monty Gilbreath 5, Derrick Lewis 5, Robert Claiborne 4, Gavin Escobar 4, Darold Nogle 4, Dennis Pearson 4, Jimmy Raye 4, Chaz Schilens 4, Isaac Curtis 3, Keith Denson 3, Byron Olander 3, Kerry Reed-Martin 3, Steve Stapler 3, Brett Swain 3, Bobby Taylor 3, Jeff Baker 2, Jim Beatrow 2, Leandrew Childs 2, Vollen Dixon 2, Marshall Faulk 2, Nate Ferguson 2, Mikah Holder 2, DeAndre Maxwell 2, Kenny Moore 2, Marv Owens 2, Don Roberts 2, Curtis Shearer 2, Ronnie Smith 2, Tim Boyer 1, Roger Clark 1, Anthony Conyers 1, Dylan Denso 1, Duke Ferguson 1, Damon Gourdine 1, Chris Hardy 1, Merton Harris 1, Nathaniel Jaquet 1, Taj Johnson 1, Eric Judge 1, Mario Mendez 1, DeAngelo Mitchell 1, Lonnie Mitchell 1, Lonnie Moore 1, Greg Moses 1, Tom Ortiz 1, Neal Petties 1, Braxton Pinkins 1, Volney Quinlan 1, Michael Reed 1, Jesus Reyes 1, Clinton Sampson 1, Phil Smith 1, Tim Thorn 1, **Fred Trevillion 1**, David Turner 1, Roberto Wallace 1, Don Warren 1, Mekell Wesley 1, Bull Williams 1.

## 100-YARD RECEIVING GAMES

Rk.	Player	Yards	Opponent	Date
1.	Tom Nettles	362	Southern Mississippi	11-9-68
2.	J.R. Tolver	296	Arizona State	9-14-02
3.	Tom Reynolds	290	Utah State	10-22-71
4.	Gary Garrison	289	Fresno State*	10-31-64
5.	J.R. Tolver	283	Hawaii*	12-7-02
6.	Will Blackwell	280	at California	9-14-96
7.	Tim Delaney	275	New Mexico State	11-15-69
8.	Damay Scott	274	UTEP*	10-17-92
9.	DeMarco Sampson	257	at Colorado State*	10-24-09
10.	Jeff Webb	253	Brigham Young*	10-4-03
11.	Damay Scott	243	Brigham Young*	11-16-91
12.	Craig Scoggins	239	Cal State LA.*	11-26-66
13.	Brett Swain	224	Portland State	9-22-07
	Patrick Rowe	224	at UCLA	10-13-90
15.	Damay Scott	217	at Air Force*	9-18-93
16.	Chaz Schilens	215	at Air Force*	11-17-07
17.	Tom Reynolds	211	at West Texas State	10-11-69
18.	Will Blackwell	210	New Mexico*	11-4-95
19.	Jimmy Raye	209	Hawaii*	11-10-90
20.	Marshall Faulk	205	at Fresno State*	11-20-93
21.	Damay Scott	204	Fresno State*	11-21-92
22.	Tim Delaney	203	Long Beach State*	11-29-69
23.	Will Blackwell	197	at Brigham Young*	9-15-95
	Darius Durham	197	UTEP*	11-21-81
25.	Will Blackwell	196	at UNLV*	11-16-96
	Dwight McDonald	196	at North Texas	11-2-74
27.	Curtis Shearer	195	Air Force*	10-1-94
28.	Haven Moses	193	Cal State LA.*	1-26-66
29.	Craig Scoggins	192	Northern Arizona	11-19-66
30.	Keith Denson	188	at Fresno State*	11-17-73
31.	Will Blackwell	187	Fresno State*	11-26-94
32.	J.R. Tolver	185	Utah*	10-12-02
33.	Vincent Brown	184	(25) Utah*	11-20-10

J.R. Tolver	184	at Idaho	9-21-02
Haven Moses	184	Mexico Poly	9-17-66
36. Vincent Brown	183	Idaho	9-27-08
Webster Slaughter	183	New Mexico*	11-23-85
Tim Delaney	183	North Texas	11-22-69
39. Ezell Ruffin	181	(18) Fresno State*	10-26-13
40. DeMarco Sampson	179	Nicholls State	9-4-10
41. Kassim Osgood	178	at Idaho	9-21-02
Kassim Osgood	178	(17) Colorado	9-7-02
Tom Reynolds	178	Pacific*	11-8-69
44. Vincent Brown	177	Utah State	9-25-10
45. DeMarco Sampson	175	at Wyoming*	10-30-10
Vince Warren	175	at UTEP*	9-24-83
Tom Nettles	175	Fresno State	11-2-68
48. Chaz Schilens	174	TCU*	11-24-07
Az Hakim	174	Idaho	9-7-96
Patrick Rowe	174	Wyoming*	10-6-90
51. Dwight McDonald	173	Bowling Green	11-23-74
52. Az Hakim	172	Navy	9-5-97
Will Blackwell	172	Fresno State*	10-14-95
Tom Reynolds	172	North Texas	12-4-71
Gary Garrison	172	Cal Western	11-27-65
56. Dennis Arey	171	at Wyoming*	10-6-90
57. Kassim Osgood	170	(17) Colorado State*	11-15-02
Haven Moses	170	Weber State	9-23-67
59. Gary Garrison	169	at Cal Poly SLO*	10-3-64
60. Webster Slaughter	168	Oregon	10-26-85
61. Vincent Brown	167	at (3) TCU*	11-13-10
62. Darold Nogle	166	North Texas	11-24-73
Isaac Curtis	166	at Long Beach State*	11-25-72
64. Ezell Ruffin	165	New Mexico*	11-2-13
Vincent Brown	165	vs. Navy (PB)	12-23-10
66. Keith Denson	164	at San José State*	11-3-73
67. Taj Johnson	163	Navy	9-5-97
68. Jim Sandusky	162	at Hawaii*	10-1-83
Isaac Curtis	162	Bowling Green	10-21-72
Tim Delaney	162	at Fresno State*	11-1-69
Haven Moses	162	at Long Beach State*	10-8-66
72. Patrick Rowe	161	UTEP*	11-24-90
Craig Scoggins	161	North Dakota State	11-5-66
74. Mikah Holder	160	New Hampshire	9-17-16
Damay Scott	160	at (21) California	9-11-93
Darold Nogle	160	at San José State*	11-3-73
77. Kassim Osgood	158	Arizona State	9-14-02
J.R. Tolver	158	at Fresno State	8-29-02
79. Robert Claiborne	157	New Mexico*	11-4-89
80. Darius Durham	156	New Mexico*	10-16-82
81. Patrick Rowe	155	Hawaii*	11-10-90
Gary Garrison	155	Cal Poly Pomona	10-23-65
83. DeMarco Sampson	154	(25) Utah*	11-20-10
84. Derrick Lewis	153	UNLV*	11-25-00
Anthony Conyers	153	at Colorado State*	11-1-86
Isaac Curtis	153	Oregon State	9-8-72
87. Leandrew Childs	152	(16) Wyoming*	11-7-96
Dennis Pearson	152	UTEP	10-15-77
Gary Garrison	152	Akron	9-25-65
90. J.R. Tolver	151	UNLV*	10-26-02
Nate Ferguson	151	Tampa	9-21-74
Tom Reynolds	151	Iowa State	11-27-71
93. Dennis Arey	150	at New Mexico*	11-17-90
Don Roberts	150	at California	9-18-82
Dwight McDonald	150	Utah State	11-30-74
96. Colin Lockett	149	(10) Boise State*	11-19-11
Gary Garrison	149	at UC Santa Barbara	10-24-64
98. Damay Scott	148	(25) UCLA	9-30-93
Michael Reed	148	UC Santa Barbara*	11-14-70
100. Vincent Brown	147	Brigham Young*	10-17-09
Keith Denson	147	Iowa State	12-1-73
102. J.R. Tolver	146	(24) Colorado State*	10-28-00
Gary Garrison	146	CSUN*	11-14-64
104. Kassim Osgood	145	UCLA	9-28-02
Will Blackwell	145	Fresno State*	11-23-96
106. Mikah Holder	144	at UNLV*	10-7-17
Vincent Brown	144	at Wyoming*	10-30-10
Robert Claiborne	144	at (20) Hawaii*	10-7-89
109. Vincent Brown	143	at Idaho	9-19-09
Az Hakim	143	at Wyoming*	10-22-94
Vince Warren	143	Colorado State*	10-20-84
112. Vincent Brown	142	Southern Utah	9-12-09
Jeff Webb	142	at Hawaii*	12-3-05
Jeff Webb	142	at Utah*	10-15-05
Jimmy Raye	142	New Mexico*	11-4-89
Monty Gilbreath	142	at Utah*	9-30-89

117. Monty Gilbreath	141	Long Beach State	10-14-89
Clinton Sampson	141	Oklahoma State	11-27-82
Darius Durham	141	at Hawaii*	11-6-82
Braxton Pinkins	141	Arizona State	10-26-57
121. J.R. Tolver	140	at Utah*	11-10-01
Az Hakim	140	at California	9-14-96
Tom Reynolds	140	Arizona	11-20-71
Craig Scoggins	140	at Weber State	9-24-66
125. Vincent Brown	139	at UCLA	9-5-09
Jeff Webb	139	Wyoming*	10-25-03
Damay Scott	139	Minnesota	9-25-93
Ken Burrow	139	UC Santa Barbara*	10-25-69
129. Jeff Webb	138	(9) Utah*	10-30-04
Kassim Osgood	138	Brigham Young*	11-2-02
Derrick Lewis	138	Air Force*	11-18-00
Haven Moses	138	Cal State LA.*	10-14-67
133. J.R. Tolver	137	Eastern Illinois	10-6-01
Robert Claiborne	137	Cal State Fullerton	9-23-89
Vince Warren	137	Wyoming*	11-12-83
136. Will Blackwell	136	Hawaii*	11-18-95
Tom Reynolds	136	Montana State	9-28-68
138. DeAngelo Mitchell	135	Long Beach State	10-24-87
Marv Owens	135	Southern Mississippi	10-10-70
140. Darius Durham	134	Wyoming*	11-7-81
Dennis Pearson	134	at Pacific	11-5-77
Jeff Baker	134	Brigham Young	10-3-70
143. Jeff Webb	133	San José State	9-24-05
J.R. Tolver	133	at Wyoming*	10-19-02
Dennis Arey	133	at (4) Brigham Young*	11-22-90
Vollon Dixon	133	Arizona	11-8-75
Tim Delaney	133	Pacific*	11-8-69
148. Ezell Ruffin	132	Army	9-8-12
Jeff Webb	132	New Mexico*	10-22-05
Damay Scott	132	(23) Hawaii*	11-14-92
Vince Warren	132	at Hawaii*	10-27-84
Tim Boyer	132	Bowling Green	10-21-72
Tim Delaney	132	at Pacific*	11-7-70
Tom Nettles	132	Utah State	11-30-68
155. DeAndre Maxwell	131	San José State	10-21-95
Patrick Rowe	131	at New Mexico*	11-17-90
Jim Sandusky	131	at Colorado State*	10-15-83
158. Ken Burrow	130	Iowa State	11-28-70
Haven Moses	130	North Dakota State	11-5-66
Mario Mendez	130	Cal State LA.*	10-19-63
161. Jeff Webb	129	Brigham Young*	10-1-05
Jeff Webb	129	Colorado State*	10-16-04
Derrick Lewis	129	at Brigham Young*	10-21-00
J.R. Tolver	129	at Wyoming*	10-7-00
Vince Warren	129	New Mexico*	11-25-85
Haven Moses	129	Fresno State*	10-29-66
167. Fred Trevillion	128	Boise State*	10-14-17
DeMarco Sampson	128	UNLV*	11-27-10
Will Blackwell	128	Hawaii*	10-29-94
Darold Nogle	128	(13) Houston	10-6-73
Tom Reynolds	128	UC Santa Barbara*	10-25-69
172. DeMarco Sampson	127	at New Mexico	10-23-10
J.R. Tolver	127	Air Force*	9-29-01
Ken Burrow	127	at Northern Illinois	9-12-70
175. Ezell Ruffin	126	vs. Air Force*	11-21-14
Kassim Osgood	126	at Hawaii*	12-7-02
J.R. Tolver	126	at Air Force*	11-23-02
Vince Warren	126	UCLA	9-9-84
Jim Beatrow	126	Colorado State*	11-10-82
Gary Garrison	126	Pacific	9-18-65
181. Gavin Escobar	125	Fresno State	12-3-11
Robert Ortiz	125	at (17) Michigan	9-18-04
Neal Petties	125	UC Santa Barbara	10-26-63
184. Tom Nettles	124	Cal State LA.	10-19-68
Haven Moses	124	Montana State	11-18-67
186. Vincent Brown	123	at Air Force*	9-26-09
Kassim Osgood	123	at Air Force*	11-23-02
Leandrew Childs	123	at San José State*	11-2-96
Az Hakim	123	at Hawaii*	11-18-95
Kenny Moore	123	Oregon	10-26-85
Tim Thorn	123	San José State*	10-19-74
Byron Olander	123	North Texas	11-22-69
193. Damay Scott	122	New Mexico*	10-23-93
Webster Slaughter	122	New Mexico*	11-17-84
Darius Durham	122	vs. Air Force*	11-29-81
Dwight McDonald	122	at Arizona	11-14-74
197. Derrick Lewis	121	at Kansas	9-25-99
Webster Slaughter	121	Stanford	10-5-85
Ronnie Smith	121	(13) Florida State	11-19-77

200. Az Hakim	120	Oklahoma	9-21-96
Az Hakim	120	at UTEP*	10-28-95
Patrick Rowe	120	Utah*	11-3-90
Darius Durham	120	(12) Iowa State	10-10-81
Don Warren	120	at Long Beach State*	10-28-78
Ken Burrow	120	Fresno State*	10-31-70
Gary Garrison	120	at Cal Poly Pomona	9-19-64
207. Vincent Brown	119	UNLV*	11-22-08
Chaz Schilens	119	at Hawaii*	12-3-05
Will Blackwell	119	Nevada	9-28-85
Chris Hardy	119	Air Force*	10-25-86
Marv Owens	119	at San José State*	10-6-71
Tim Delaney	119	Texas Southern	10-12-68
213. Gavin Escobar	117	North Dakota	9-15-12
Dennis Arey	117	Long Beach State	9-15-90
Jimmy Raye	117	Pacific	10-21-89
Robert Claiborne	117	at Utah*	9-30-89
Bobby Taylor	117	at Wyoming*	10-25-80
Ken Burrow	117	Long Beach State*	10-20-70
219. Marshall Faulk	116	Brigham Young*	11-16-91
Patrick Rowe	116	at (4) Brigham Young*	9-22-90
Webster Slaughter	116	at (12) UCLA	9-21-85
Gary Garrison	116	at San José State*	11-18-64
223. Jeff Webb	115	Wyoming*	11-19-05
Jim Sandusky	115	Long Beach State	8-10-83
Tim Delaney	115	Long Beach State*	11-20-70
Ken Burrow	115	at UT Arlington	10-18-69
227. Webster Slaughter	114	Long Beach State	9-14-85
Nate Ferguson	114	Long Beach State*	10-26-74
Haven Moses	114	Utah State	11-25-67
230. Colin Lockett	113	Oregon State	9-21-13
Gavin Escobar	113	(10) Boise State	11-19-11
Colin Lockett	113	at Army	9-10-11
Damay Scott	113	at Utah*	10-30-93
Patrick Rowe	113	Colorado State*	9-11-91
Webster Slaughter	113	at Wyoming*	11-9-85
Steve Stapler	113	at Missouri	9-8-79
Byron Olander	113	UC Santa Barbara*	10-25-69
Gary Garrison	113	at Northern Arizona	11-20-65
239. Merton Harris	112	Wyoming*	11-2-91
Patrick Rowe	112	Air Force*	9-29-90
Kerry Reed-Martin	112	Colorado State*	11-14-87
Craig Scoggins	112	Cal State LA.*	10-16-65
David Turner	112	Long Beach State	11-12-77
Ken Burrow	112	Brigham Young	10-3-70
245. Brett Swain	111	at Colorado State*	10-6-07
Jeff Baker	111	Iowa State	11-28-70
247. Nathaniel Jaquet	110	Fresno State*	11-23-96
Will Blackwell	110	Colorado State*	11-25-95
Jimmy Raye	110	at New Mexico*	11-17-90
Webster Slaughter	110	Utah*	10-19-85
251. Dylan Denso	109	Louisiana	12-17-11
Mekell Wesley	109	Idaho	9-27-08
Damon Gourdine	109	UTEP*	11-21-98
Jim Sandusky	109	Wyoming*	11-12-83
Jim Beatrow	109	at Colorado State*	11-12-81
Bull Williams	109	(12) Iowa State	10-10-8



# Receiving

EIGHT STRAIGHT BOWL GAME APPEARANCES ► 21 CONFERENCE CHAMPIONSHIPS



Kerry Reed-Martin	105	Stanford	10-17-87
Dennis Pearson	105	at Fresno State	10-8-77
Dwight McDonald	105	Tampa	9-21-74
Tom Nettles	105	Texas Southern	10-12-68
Haven Moses	105	Cal Poly SLO*	9-30-67
288. Dennis Arey	104	Air Force*	9-29-90
Dwight McDonald	104	New Mexico State	11-16-74
Volney Quinlan	104	Arizona State	10-20-51
291. Az Hakim	103	San José State	10-21-95
Monty Gilbreath	103	Cal State Fullerton	9-23-89
Steve Stapler	103	Utah*	12-2-78
Gary Garrison	103	Cal Western	11-21-64
295. Colin Lockett	102	Fresno State	12-3-11
Patrick Rowe	102	at UTEP*	10-19-91
Patrick Rowe	102	(2) Miami (Fla.)	12-1-90
Dennis Arey	102	Utah*	11-3-90
Monty Gilbreath	102	New Mexico*	11-21-87
Vince Warren	102	UTEP*	11-16-85
Jim Sandusky	102	California	9-10-83
Phil Smith	102	Oklahoma State	11-27-82
Steve Stapler	102	at Colorado State*	10-20-79
Roger Clark	102	UC Santa Barbara	10-26-63
305. Ezell Ruffin	101	at New Mexico State	9-28-13
Vincent Brown	101	at Brigham Young*	10-9-10
Jeff Webb	101	Nevada	9-25-04
Lonnie Mitchell	101	at Utah*	10-23-99
Will Blackwell	101	(16) Wyoming*	11-7-96
Curtis Shearer	101	at Colorado State*	10-31-92
Patrick Rowe	101	at Utah*	10-26-91
Dennis Arey	101	(2) Miami (Fla.)	12-1-90
Kerry Reed-Martin	101	at Brigham Young*	11-7-87
Jim Sandusky	101	at New Mexico*	11-19-83
Dennis Pearson	101	Cal State Fullerton	9-10-77
Tim Delaney	101	Cal State L.A.*	9-26-70
Craig Scoggins	101	at CSUN*	11-13-65
Craig Scoggins	101	Cal Poly SLO*	10-2-65
319. Darnay Scott	100	at New Mexico*	10-3-92
Don Roberts	100	vs. Air Force*	11-29-81
Vollon Dixon	100	at San José State*	11-15-75
Byron Olander	100	Pacific*	11-8-69

## MULTIPLE 100-YARD RECEIVING GAMES

47 times, SDSU is 30-14-3 when multiple players have 100 yards or more receiving

Date	Opponent	No.	Yds.	TDs
10-26-63	UC Santa Barbara (W, 42-14)	6	125	1
	Neal Petties	5	102	2
	Roger Clark	6	102	2
11-5-66	North Dakota State (W, 36-0)	9	161	0
	Craig Scoggins	9	161	0
	Haven Moses	6	130	1
11-26-66	Cal State L.A.* (W, 39-12)	15	239	2
	Craig Scoggins	9	193	0
	Haven Moses	9	193	0
10-12-68	Texas Southern (W, 42-23)	9	119	0
	Tom Nettles	4	105	0
10-25-69	UC Santa Barbara* (W, 55-13)	7	139	2
	Ken Burrow	6	128	3
	Byron Olander	7	113	1
11-8-69	Pacific* (W, 58-32)	11	178	3
	Tom Reynolds	8	133	3
	Tim Delaney	7	100	0
	Byron Olander	7	100	0
11-22-69	North Texas (W, 42-24)	12	183	1
	Tim Delaney	7	123	1
	Byron Olander	7	123	1
10-3-70	Brigham Young (W, 31-11)	4	134	1
	Jeff Baker	5	112	1
	Ken Burrow	5	112	1
11-28-70	Iowa State (L, 22-28)	6	130	2
	Ken Burrow	4	111	0
	Jeff Baker	4	111	0
10-21-72	Bowling Green (W, 35-19)	5	162	2
	Isaac Curtis	7	132	1
	Tim Boyer	7	132	1
11-3-73	at San José State* (T, 27-27)	8	164	2
	Keith Denson	8	164	2
	Darold Nogle	8	160	1
12-1-73	Iowa State (W, 41-28)	6	147	2

Keith Denson	6	147	2	
Greg Moses	5	106	2	
9-21-74	Tampa (W, 28-25)	4	151	1
	Nate Ferguson	4	151	1
	Dwight McDonald	5	105	1
10-10-81	(12) Iowa State (W, 52-31)	6	120	2
	Darius Durham	6	120	2
	Bull Williams	8	109	0
11-29-81	vs. Air Force* (L, 16-21)	6	122	0
	Darius Durham	6	122	0
	Don Roberts	11	100	1
11-27-82	Oklahoma State (W, 35-6)	5	102	1
	Phil Smith	5	102	1
	Clinton Sampson	4	141	2
11-12-83	Wyoming* (L, 21-33)	7	137	1
	Vince Warren	7	137	1
	Jim Sandusky	4	109	1
10-26-85	Oregon (L, 37-49)	15	168	2
	Webster Slaughter	15	168	2
	Kenny Moore	6	123	0
9-23-89	Cal State Fullerton (T, 41-41)	6	137	0
	Robert Claiborne	6	137	0
	Monty Gilbreath	7	103	1
9-30-89	at Utah* (W, 38-27)	7	142	0
	Monty Gilbreath	7	142	0
	Robert Claiborne	9	117	1
11-4-89	New Mexico* (W, 45-28)	7	157	1
	Robert Claiborne	7	157	1
	Jimmy Raye	8	142	1
9-29-90	Air Force* (W, 48-18)	5	112	1
	Patrick Rowe	5	112	1
	Dennis Arey	4	104	2
10-6-90	at Wyoming* (L, 51-52)	10	174	1
	Patrick Rowe	10	174	1
	Dennis Arey	8	171	3
11-3-90	Utah* (W, 66-14)	7	120	2
	Patrick Rowe	7	120	2
	Dennis Arey	7	102	2
11-10-90	Hawaii* (W, 44-38)	10	209	1
	Jimmy Raye	10	209	1
	Patrick Rowe	6	155	0
11-17-90	at New Mexico* (W, 40-34)	8	150	0
	Dennis Arey	8	150	0
	Patrick Rowe	6	131	0
	Jimmy Raye	8	110	2
11-24-90	UTEP* (W, 53-31)	7	161	1
	Patrick Rowe	7	161	1
	Dennis Arey	8	105	0
12-1-90	(2) Miami (L, 28-30)	9	102	0
	Patrick Rowe	9	102	0
	Dennis Arey	7	101	1
11-16-91	Brigham Young* (T, 52-52)	8	243	2
	Darnay Scott	8	243	2
	Marshall Faulk	6	116	2
9-28-95	Nevada (W, 30-27)	8	119	1
	Will Blackwell	8	119	1
	Az Hakim	5	106	1
10-21-95	San José State (W, 49-20)	5	131	2
	DeAndre Maxwell	5	131	2
	Az Hakim	3	103	2
11-18-95	at Hawaii* (W, 49-10)	7	136	1
	Will Blackwell	7	136	1
	Az Hakim	4	123	1
9-14-96	at California (L, 37-42)	11	280	4
	Will Blackwell	11	280	4
	Az Hakim	6	140	0
11-7-96	(16) Wyoming* (W, 28-24)	11	152	1
	Leandrew Childs	11	152	1
	Will Blackwell	8	101	0
11-23-96	Fresno State* (W, 31-21)	8	145	1
	Will Blackwell	8	145	1
	Nathaniel Jaquet	5	110	0
9-5-97	Navy (W, 45-31)	6	172	2
	Az Hakim	6	172	2
	Taj Johnson	6	163	1
9-14-02	Arizona State (L, 28-39)	12	296	1
	J.R. Tolver	12	296	1
	Kassim Osgood	10	158	1
9-21-02	at Idaho (L, 38-48)	14	184	3
	J.R. Tolver	14	184	3
	Kassim Osgood	6	178	1
11-23-02	at Air Force* (W, 38-34)	13	126	0
	J.R. Tolver	13	126	0

Kassim Osgood	12	123	1	
12-7-02	at Hawaii* (L, 40-41)	18	283	2
	J.R. Tolver	18	283	2
	Kassim Osgood	5	126	1
9-18-04	at (17) Michigan (L, 21-24)	7	125	1
	Robert Ortiz	7	125	1
	Jeff Webb	11	107	1
12-3-05	at Hawaii* (L, 38-49)	13	142	2
	Jeff Webb	13	142	2
	Chaz Schilens	8	119	1
9-27-08	Idaho (W, 45-17)	8	183	3
	Vincent Brown	8	183	3
	Mekell Wesley	6	109	0
10-30-10	at Wyoming (W, 48-38)	7	175	2
	DeMarco Sampson	7	175	2
	Vincent Brown	5	144	0
11-20-10	(25) Utah (L, 34-38)	8	184	3
	Vincent Brown	8	184	3
	DeMarco Sampson	12	154	0
11-19-11	(10) Boise State (L, 35-52)	8	149	0
	Colin Lockett	8	149	0
	Gavin Escobar	8	113	2
12-3-11	Fresno State (W, 35-28)	6	125	0
	Gavin Escobar	6	125	0
	Colin Lockett	6	102	0

## CONSECUTIVE 100-YARD RECEIVING GAMES

Date	Opponent	No.	Yds.	TDs
9-22-90	at (4) Brigham Young*	6	116	1
9-29-90	Air Force*	5	112	1
10-6-90	at Wyoming*	10	174	1
10-13-90	at UCLA	11	224	1
11-3-90	Utah*	7	120	2
11-10-90	Hawaii**	6	155	0
11-17-90	at New Mexico*	6	131	0
11-24-90	UTEP*	7	161	1
12-1-90	(2) Miami	9	102	0
10-24-64	at UC Santa Barbara	9	149	1
10-31-64	Fresno State*	11	289	4
11-14-64	CSUN*	7	146	2
11-21-64	Cal Western	14	103	1
11-28-64	at San José State	6	116	1
9-18-65	Pacific	10	126	2
9-25-65	Akron	10	152	1
11-22-08	UNLV*	8	119	0
9-5-09	at UCLA	5	139	1
9-12-09	Southern Utah	6	142	1
9-19-09	at Idaho	13	143	1
9-26-09	at Air Force*	10	123	2
11-1-69	at Fresno State*	10	162	1
11-8-69	Pacific*	8	133	3
11-15-69	New Mexico State	16	275	6
11-22-69	North Texas	12	183	1
11-29-69	Long Beach State*	13	203	2
9-7-02	at (17) Colorado	14	178	0
9-14-02	Arizona State	10	158	1
9-21-02	at Idaho	6	178	1
9-28-02	UCLA	10	145	1
9-11-93	at California	7	160	2
9-18-93	at Air Force*	11	217	2
9-25-93	Minnesota	9	139	2
9-30-93	UCLA	8	148	1
9-15-90	Long Beach State	4	117	1
9-22-90	at (4) Brigham Young*	11	133	0
9-29-90	Air Force*	4	104	2
10-6-90	at Wyoming*	8	171	3
10-10-13	at Air Force*	6	108	1
10-26-13	(18) Fresno State*	10	181	0
11-2-13	New Mexico	7	165	2
10-16-10	(25) Air Force*	4	106	0
10-23-10	at New Mexico*	7	127	2
10-30-10	at Wyoming*	7	175	2

Chaz Schilens - 3	11-17-07	at Air Force*	8	215	0
	11-24-07	TCU*	6	174	1
	12-1-07	(21) Brigham Young*	8	106	0

Kassim Osgood - 3	11-15-02	Colorado State*	10	170	1
	11-23-02	at Air Force*	12	123	1
	12-7-02	at Hawaii*	5	126	1

Az Hakim - 3	9-5-97	Navy	6	172	2
	9-13-97	at Washington	7	108	0
	9-20-97	at Wisconsin	10	107	1

Will Blackwell - 3	11-7-96	Wyoming*	8	101	0
	11-16-96	at UNLV*	12	196	1
	11-23-96	Fresno State*	8	145	1

Az Hakim - 3	9-7-96	Idaho	6	174	1
	9-14-96	at California	6	140	0
	9-21-96	Oklahoma	6	120	3

Dennis Arey - 3	11-17-90	at New Mexico*	8	150	0
	11-24-90	UTEP*	8	105	0
	12-1-90	(2) Miami	7	101	1

Robert Claiborne - 3	9-23-89	Cal State Fullerton	6	137	0
	9-30-89	at Utah*	9	117	1
	10-7-89	at (20) Hawaii**	7	144	1

Jim Sandusky - 3	10-1-83	at Hawaii**	8	162	2
	10-8-83	Long Beach State	11	115	0
	10-15-83	at Colorado State*	5	131	1

Dwight McDonald - 3	11-16-74	New Mexico State	7	104	1
	11-23-74	Bowling Green	11	173	1
	11-30-74	Utah State	11	150	2

Tom Reynolds - 3	11-20-71	Arizona	9	140	0
	11-27-71	Iowa State	10	151	3
	12-4-71	North Texas	9	172	1

# Receiving

EIGHT STRAIGHT BOWL GAME APPEARANCES ► 21 CONFERENCE CHAMPIONSHIPS



RECEIVING RECORDS

**Craig Scoggins, 1966** Sr.

Date	Opponent	No.	Yds.	TD
S.17	Mexico Poly	3	92	1
S.24	at Weber State	10	140	2
O.1	at Cal Poly SLO*	11	91	0
O.8	at Long Beach State*	9	124	1
O.19	at San José State	2	25	0
O.29	Fresno State*	4	65	1
N.5	North Dakota State	9	161	0
N.12	CSUN*	8	73	1
N.19	Northern Arizona	9	192	0
N.26	Cal State L.A.* (1K)	15	239	2
<b>TOTALS (10 games)</b>		<b>80</b>	<b>1,202</b>	<b>8</b>

**Camellia Bowl (Sacramento, Calif.)**

D.10	vs. Montana State	5	99	0
<b>TOTALS (11 games)</b>		<b>85</b>	<b>1,301</b>	<b>8</b>

**Tom Nettles, 1968** Sr.

Date	Opponent	No.	Yds.	TD
S.14	UT Arlington	4	39	0
S.20	Northern Illinois	6	10	2
S.28	at Montana State	6	136	1
O.12	Texas Southern	4	105	0
O.19	Cal State L.A. 5	124	1	
O.26	San José State	5	52	2
N.2	Fresno State	9	175	3
N.9	Southern Mississippi (1K)	11	362	4
N.23	Tennessee State	5	92	1
N.30	Utah State	7	132	0
<b>TOTALS (10 games)</b>		<b>62</b>	<b>1,227</b>	<b>14</b>

**Tim Delaney, 1969** Jr.

Date	Opponent	No.	Yds.	TD
S.27	Cal State L.A.*8	94	0	
O.4	at San José State*	6	73	1
O.11	at West Texas State	6	79	0
O.18	at UT Arlington	2	29	0
O.25	UC Santa Barbara*	4	28	0
N.1	at Fresno State*	10	162	1
N.8	Pacific*	8	133	3
N.15	New Mexico State	16	275	6
N.22	North Texas (1K)	12	183	1
N.29	Long Beach State*	13	203	2
<b>TOTALS (10 games)</b>		<b>85</b>	<b>1,259</b>	<b>14</b>

**Pasadena Bowl (Pasadena, Calif.)**

D.6	vs. Boston University	4	41	0
<b>TOTALS (11 games)</b>		<b>89</b>	<b>1,300</b>	<b>14</b>

**Tom Reynolds, 1971** Sr.

Date	Opponent	No.	Yds.	TD
S.25	at Southern Mississippi	7	82	0
O.2	Northern Illinois	did not play		
O.9	Pacific*	3	49	0
O.16	at UC Santa Barbara*	6	98	2
O.22	Utah State	17	290	1
O.30	at Fresno State*	1	9	0
N.6	at San José State*	3	60	0
N.13	Long Beach State*	2	19	0
N.20	Arizona	9	140	0
N.27	Iowa State	10	151	3
D.4	North Texas (1K)	9	172	1
<b>TOTALS (10 games)</b>		<b>67</b>	<b>1,070</b>	<b>7</b>

**Dwight McDonald, 1974** Sr.

Date	Opponent	No.	Yds.	TD
S.14	at Arizona	9	122	1
S.21	Tampa	5	105	1
S.28	at UTEP	5	59	1
O.12	Fresno State*	9	82	0
O.19	San José State*	6	84	0
O.26	Long Beach State*	6	59	0
N.2	at North Texas	14	196	0
N.9	Pacific*	3	23	0
N.16	New Mexico State	7	104	1
N.23	Bowling Green (1K)	11	173	1
N.30	Utah State	11	150	2
<b>TOTALS (11 games)</b>		<b>86</b>	<b>1,157</b>	<b>7</b>

**Jim Sandusky, 1983** Sr.

Date	Opponent	No.	Yds.	TD
S.3	at Tulsa	5	99	0
S.10	California	4	102	0
S.17	at Utah*	3	51	0
S.24	at UTEP*	5	95	0
O.1	at Hawaii*	8	162	2
O.8	Long Beach State	11	115	0
O.15	at Colorado State*	5	131	1
O.22	Brigham Young*	11	93	1
O.27	at UNLV	3	55	0
N.12	Wyoming* (1K)	4	109	1
N.19	at New Mexico*	7	101	0
D.3	Air Force*	3	58	1
<b>TOTALS (12 games)</b>		<b>69</b>	<b>1,171</b>	<b>6</b>

**Webster Slaughter, 1985** Sr.

Date	Opponent	No.	Yds.	TD
S.14	Long Beach State	5	114	1
S.21	at UCLA	13	116	2
S.28	Colorado State*	2	23	0
O.5	Stanford	4	121	2
O.12	at Brigham Young*	6	43	0
O.19	Utah*	7	110	1
O.26	Oregon	15	168	2
N.2	at Air Force*	4	31	1
N.9	at Wyoming*	8	113	0
N.16	UTEP*	2	24	0
N.23	New Mexico* (1K)	13	183	1
N.30	at Hawaii*	3	25	0
<b>TOTALS (12 games)</b>		<b>82</b>	<b>1,071</b>	<b>10</b>

**Dennis Arey, 1990** Sr.

Date	Opponent	No.	Yds.	TD
S.8	at Oregon	4	51	0
S.15	Long Beach State	4	117	1
S.22	at Brigham Young*	11	133	0
S.29	Air Force*	4	104	2
O.6	at Wyoming*	8	171	3
O.13	at UCLA	5	64	1
N.3	Utah*	7	102	2
N.10	Hawaii*	2	20	0
N.17	at New Mexico*	8	150	0
N.24	UTEP* (1K)	8	105	0
D.1	Miami	7	101	1
<b>TOTALS (11 games)</b>		<b>68</b>	<b>1,118</b>	<b>10</b>

**Patrick Rowe, 1990** Jr.

Date	Opponent	No.	Yds.	TD
S.8	at Oregon	2	42	1
S.15	Long Beach State	2	55	0
S.22	at Brigham Young*	6	116	1
S.29	Air Force*	5	112	1
O.6	at Wyoming*	10	174	1
O.13	at UCLA	11	224	1
N.3	Utah*	7	120	2
N.10	Hawaii*	6	155	0
N.17	at New Mexico* (1K)	6	131	0
N.24	UTEP*	7	161	1
D.1	Miami	9	102	0
<b>TOTALS (11 games)</b>		<b>71</b>	<b>1,392</b>	<b>8</b>

**Darnay Scott, 1992** So.

Date	Opponent	No.	Yds.	TD
S.5	USC	78	1	
S.10	at Brigham Young*	7	105	2
S.26	at UCLA	1	45	0
O.3	at New Mexico*	7	100	0
O.17	UTEP*	12	274	3
O.24	Air Force*	6	57	0
O.31	at Colorado State*	5	43	0
N.7	at Wyoming*	3	42	0
N.14	Hawaii*	7	132	1
N.21	Fresno State* (1K)	7	204	1
N.28	Miami	6	70	1
<b>TOTALS (11 games)</b>		<b>68</b>	<b>1,150</b>	<b>9</b>

**Darnay Scott, 1993** Jr.

Date	Opponent	No.	Yds.	TD
S.4	CSUN	7	91	0
S.11	at California	7	160	2
S.18	at Air Force*	11	217	2
S.25	Minnesota	9	139	2

S.30	UCLA	8	148	1
O.9	at Hawaii*	4	93	1
O.16	Colorado State*	5	68	0
O.23	New Mexico* (1K)	7	122	1
O.30	at Utah*	9	113	1
N.11	Brigham Young*	did not play		
N.20	at Fresno State*	5	91	0
N.27	Wyoming*	3	20	0
<b>TOTALS (11 games)</b>		<b>75</b>	<b>1,262</b>	<b>10</b>

**Will Blackwell, 1995** So.

Date	Opponent	No.	Yds.	TD
S.2	California	4	32	0
S.9	at Oklahoma	8	84	0
S.16	at Brigham Young*	15	197	2
S.28	Nevada	8	119	1
O.7	at Utah*	10	81	1
O.14	Fresno State*	8	172	1
O.21	San José State	did not play		
O.28	at UTEP*	1	1	0
N.4	New Mexico*	8	210	1
N.11	Wyoming*	5	65	1
N.18	at Hawaii* (1K)	7	136	1
N.25	Colorado State*	12	110	0
<b>TOTALS (11 games)</b>		<b>86</b>	<b>1,207</b>	<b>8</b>

**Az Hakim, 1995** So.

Date	Opponent	No.	Yds.	TD
S.2	California	7	73	0
S.9	at Oklahoma	6	94	1
S.16	at Brigham Young*	4	73	1
S.28	Nevada	5	106	1
O.7	at Utah*	6	90	1
O.14	Fresno State*	2	31	0
O.21	San José State	3	103	2
O.28	at UTEP*	5	120	0
N.4	New Mexico*	4	76	1
N.11	Wyoming*	4	69	0
N.18	at Hawaii*	4	123	1
N.25	Colorado State* (1K)	7	64	0
<b>TOTALS (12 games)</b>		<b>57</b>	<b>1,022</b>	<b>8</b>

**Will Blackwell, 1996** Jr.

Date	Opponent	No.	Yds.	TD
S.7	Idaho	did not play		
S.14	at California	11	280	4
S.21	Oklahoma	did not play		
O.12	Hawaii*	1	8	0
O.19	at New Mexico*	3	98	2
O.26	at Colorado State*	5	22	1
N.2	at San José State*	5	64	2
N.7	Wyoming*	8	101	0
N.16	at UNLV*	12	196	1
N.23	Fresno State*	8	145	1
N.28	Air Force* (1K)	7	86	0
<b>TOTALS (9 games)</b>		<b>60</b>	<b>1,000</b>	<b>11</b>

**Kassim Osgood, 2002** Sr.

Date	Opponent	No.	Yds.	TD
A.29	at Fresno State	9	58	0
S.7	at (17) Colorado	14	178	0
S.14	Arizona State	10	158	1
S.21	at Idaho	6	178	1
S.28	UCLA	10	145	1
O.12	Utah*	8	94	1
O.19	at Wyoming*	3	73	1
O.26	UNLV*	5	40	0
N.2	at Brigham Young* (1K)	12	138	0
N.9	at New Mexico*	4	71	0
N.15	(17) Colorado State*	10	170	1
N.23	at Air Force*	12	123	1
D.7	at Hawaii*	5	126	1
<b>TOTALS (13 games)</b>		<b>108</b>	<b>1,552</b>	<b>8</b>

**J.R. Tolver, 2002** Sr.

Date	Opponent	No.	Yds.	TD
A.29	at Fresno State	10	158	1
S.7	at (17) Colorado	8	79	0
S.14	Arizona State	12	296	1
S.21	at Idaho	14	184	3
S.28	UCLA	3	30	0
O.12	Utah*	16	185	1
O.19	at Wyoming* (1K)	7	133	0

O.26	UNLV*	9	151	2
N.2	at Brigham Young*	4	30	1
N.9	at New Mexico*	4	34	0
N.15	(17) Colorado State*	10	96	2
N.23	at Air Force*	13	126	0
D.7	at Hawaii*	18	283	2
<b>TOTALS (13 games)</b>		<b>128</b>	<b>1,785</b>	<b>13</b>

**Jeff Webb, 2005** Sr.

Date	Opponent	No.	Yds.	TD
S.3	UCLA	5	71	1
S.10	at Air Force*	8	91	0
S.17	at (9) Ohio State	4	18	0
S.24	San José State	8	133	1
O.1	Brigham Young*	13	129	0
O.8	at UNLV*	3	25	0
O.15	at Utah*	9	142	2
O.22	New Mexico*	9	132	2
O.29	(20) TCU*	9	50	1
N.12	at Colorado State*	4	61	1
N.19	Wyoming*	7	115	0
D.3	at Hawaii* (1K)	13	142	2
<b>TOTALS (12 games)</b>		<b>92</b>	<b>1,109</b>	<b>10</b>

**Vincent Brown, 2010** Sr.

Date	Opponent	No.	Yds.	TD
S.4	Nicholls State	5	39	0
S.11	at New Mexico State	5	99	0
S.18	at Missouri	5	17	0
S.25	Utah State	5	177	2
O.9	at Brigham Young*	6	101	1
O.16	(23) Air Force*	3	60	0
O.23	at New Mexico*	7	85	0
O.30	at Wyoming*	5	144	0
N.6	Colorado State*	3	40	0
N.13	at (3) TCU*	4	167	2
N.20	(25) Utah* (1K)	8	184	3
N.27	UNLV*	5	74	1
<b>TOTALS (12 games)</b>		<b>61</b>	<b>1,187</b>	<b>9</b>

**Poinsettia Bowl (San Diego, Calif.)**

D.23	Navy	8	165	1
<b>TOTALS (13 games)</b>		<b>69</b>	<b>1,352</b>	<b>10</b>

**DeMarco Sampson, 2010** Sr.

Date	Opponent	No.	Yds.	TD
S.4	Nicholls State	7	179	2
S.11	at New Mexico State	4	73	0
S.18				

# Total Offense



EIGHT STRAIGHT BOWL GAME APPEARANCES ► 21 CONFERENCE CHAMPIONSHIPS

**Bold** indicates record set by a current Aztec  
\* - Indicates conference game.

## ■ Team Records

### Most Plays

**Game:** 110, vs. North Texas, 11/22/69  
**Season:** 972, in 2013 (8-5)

### Fewest Plays

**Game:** 31, vs. Army (FWB), 12/23/17  
**Season:** 418, in 1959 (1-6-1)

### Most Yards

**Game:** 769, vs. New Mexico State, 11/15/69  
**Season:** 5,937, in 2010 (9-4)

### Fewest Yards

**Game:** 85, at TCU\*, 10/4/08  
**Season:** 1,397, in 1960 (1-6-1)

### Most Yards Per Game

**Season:** 527.9, in 1990 (6-5)

### Fewest Yards Per Game

**Season:** 174.6, in 1960 (1-6-1)

### Most Yards Per Play

**Season:** 6.86, in 2010 (9-4)

## MOST YARDAGE

Pl.	Opponent (Plays) Date	Yards
1.	vs. New Mexico State (81), Nov. 15, 1969	769
2.	vs. Mexico Poly (56), Sept. 17, 1966	730
3.	vs. Pacific (99), Sept. 14, 1991	699
4.	vs. Brigham Young* (79), Nov. 16, 1991	695
5.	vs. UTEP* (95), Nov. 24, 1990	688
	at New Mexico* (95), Nov. 17, 1990	688
7.	vs. Long Beach State (84), Oct. 24, 1987	676
8.	vs. (23) Hawaii* (83), Nov. 14, 1992	675
9.	at UNLV* (76), Nov. 16, 1996	670
10.	at Utah* (86), Sept. 30, 1989	659

## MOST OFFENSIVE PLAYS

Pl.	Opponent (Yards) Date	Plays
1.	vs. North Texas (634), Nov. 22, 1969	110
2.	vs. UTEP* (492), Nov. 17, 1979	102
3.	at (4) Brigham Young* (496), Sept. 22, 1990	101
4.	vs. Eastern Illinois (440), Aug. 31, 2013	99
	vs. Pacific (699), Sept. 14, 1991	99
	vs. North Texas (417), Dec. 4, 1971	99
7.	at (1) Miami (427), Nov. 30, 1991	97
	at Long Beach State (524), Oct. 28, 1978	97
9.	vs. (25) UCLA (380), Sept. 30, 1993	96
	at Wyoming* (530), Nov. 9, 1985	96
	at (19) Iowa State (496), Sept. 16, 1978	96

## SINGLE-SEASON HIGHS

Total Plays	Yards
1. 972, in 2013 (8-5)	1. 5,937, in 2010 (9-4)
2. 955, in 1991 (8-4-1)	2. 5,798, in 1990 (6-5)
3. 954, in 2002 (4-9)	3. 5,785, in 1995 (8-4)
4. 951, in 1989 (6-5-1)	4. 5,739, in 1991 (8-4-1)
5. 935, in 2011 (8-5)	5. 5,703, in 2016 (11-3)
6. 927, in 2015 (11-3)	6. 5,610, in 1989 (6-5-1)
	7. 5,586, in 1993 (6-6)
	8. 5,556, in 2011 (8-5)
8. 924, in 1987 (5-7)	9. 5,524, in 2013 (8-5)
9. 914, in 1993 (8-4)	10. 5,322, in 1969 (11-0)
10. 892, in 2016 (11-3)	

Yards Per Game	Touchdowns
1. 532.2, in 1969 (11-0)	1. 62, in 2016 (11-3)
2. 527.9, in 1990 (6-5)	2. 61, in 1969 (11-0)
3. 482.1, in 1995 (8-4)	3. 58, in 2010 (9-4)
4. 478.3, in 1991 (8-4-1)	4. 57, in 2015 (11-3)
5. 476.5, in 1996 (8-3)	5. 57, in 1990 (6-5)
6. 467.5, in 1989 (6-5-1)	6. 53, in 2011 (8-5)
7. 465.5, in 1993 (6-6)	7. 52, in 2017 (10-3)
8. 456.7, in 2010 (9-4)	8. 51, in 2012 (9-4)
9. 438.6, in 1987 (5-7)	9. 51, in 1996 (8-3)
10. 436.8, in 1985 (5-6-1)	10. 51, in 1995 (8-4)
	51, in 1993 (8-4)

## ■ Individual Records

### Most Plays

**Game:** 70, Todd Santos vs. Stanford, 10/17/87  
**Season:** 584, Matt Kofler, 1981  
**Career:** 1,822, Ryan Lindley, 2008-09-10-11

### Most Yards

**Game:** 528, David Lowery vs. Brigham Young\*, 11/16/91 and Dan McGwire at New Mexico\*, 10/17/87  
**Season:** 3,799, Ryan Lindley, 2010  
**Career:** 12,415, Ryan Lindley, 2008-09-10-11

### Touchdowns Responsible For

**Game:** 9, Dennis Shaw vs. New Mexico State, 11/15/69  
**Season:** 45, Dennis Shaw, 1969  
**Career:** 92, Ryan Lindley, 2008-09-10-11

### Games with 100 Yards Passing and 100 Yards Rushing

**Career:** 1, Kevin O'Connell at Brigham Young\*, 11/6/04 (229 passing, 101 rushing) and 1, Joe Turpin vs. Cal Poly SLO, 9/30/67 (102 passing, 116 rushing)

## SEASON

Pl.	Player, Season	Yards
1.	Ryan Lindley, 2010	3,799
2.	Todd Santos, 1987	3,688
3.	Dan McGwire, 1990	3,664
4.	Matt Kofler, 1981	3,528
5.	Kevin O'Connell, 2007	3,471
6.	Dan McGwire, 1989	3,423
7.	Billy Blanton, 1995	3,324
8.	Dennis Shaw, 1969	3,197
9.	Billy Blanton, 1996	3,161
10.	Adam Hall, 2002	3,143

## SEASON PER GAME

Pl.	Player, Season	YPG
1.	Dan McGwire, 1990	333.1
2.	Matt Kofler, 1981	320.7
3.	Todd Santos, 1987	307.3
4.	Ryan Lindley, 2010	292.2
5.	Dennis Shaw, 1969	290.6

## CAREER PER GAME

(minimum 15 attempts per game)

Pl.	Player, Seasons	YPG
1.	Dan McGwire, 1989-90	308.1
2.	Dennis Shaw, #1968-69	268.6
3.	Billy Blanton, 1993-94-95-96	258.5
4.	Ryan Lindley, 2008-09-10-11	253.4
5.	Tim Gutierrez, 1992-93-94	234.2

# - Shaw's 1968 Division II season stats are included



## TOTAL OFFENSE/CAREER

Pl.	Player	Seasons	Rush	Rush TDs	Passing	Pass TDs	Total Off.
1.	Ryan Lindley	2008-09-10-11	-275	2	12,690	90	12,415
2.	Todd Santos	1984-85-86-87	-912	1	11,425	70	10,513
3.	Kevin O'Connell	2004-05-06-07	1,312	19	7,689	46	9,001
4.	Billy Blanton	1993-94-95-96	-151	1	8,165	67	8,014
5.	Dan McGwire	1989-90	-397	3	7,484	43	7,087
6.	Donnel Pumpfrey	2013-14-15-16	6,405	62	16	1	6,421
7.	David Lowery	1989-91-92-93	-68	4	5,998	44	5,930
8.	Brian Sipe	1969-70-71	-333	1	5,707	44	5,374
9.	Dennis Shaw	1968-69	47	14	5,324	58	5,371
10.	Adam Hall	2001-02-03	-166	1	5,173	24	5,007
11.	Quinn Kaehler	2013-14	-214	1	5,164	28	4,950

**Christian Chapman** 2015-16-17 104 1 4,303 35 4,407

## ■ Single-Game Total Offense Leaders

### TOTAL OFFENSE

Pl.	Player	Opponent, Date	Rushing	Passing	Total	TDRF
1.	David Lowery	vs. Brigham Young*, Nov. 16, 1991	-40	568	528	5
	Dan McGwire	at New Mexico*, Nov. 17, 1990	-2	530	528	2
3.	Dennis Shaw	vs. Southern Mississippi, Nov. 9, 1968	2	524	526	7
4.	Ryan Lindley	vs. (25) Utah*, Nov. 20, 2010	-10	528	518	4
5.	Matt Kofler	vs. (12) Iowa State, Oct. 10, 1981	73	444	517	5
6.	Mark McKay	at Hawaii*, Nov. 6, 1982	-3	513	510	1
7.	Todd Santos	vs. Stanford, Oct. 17, 1987	-32	536	504	5
8.	Dan McGwire	vs. Utah*, Sept. 30, 1989	-12	510	498	2
9.	Adam Hall	vs. Arizona State, Sept. 14, 2002	-19	516	497	3
10.	Adam Hall	at Idaho, Sept. 21, 2002	-10	506	496	5

# Total Offense



EIGHT STRAIGHT BOWL GAME APPEARANCES ► 21 CONFERENCE CHAMPIONSHIPS

AZTEC FOOTBALL MEDIA GUIDE

## ■ Annual Total Offense Leaders

Year	Player	Cl.	NR	CR	Pass	Rush	Total	TDR
1947	John Simcox	Jr.			317	295	612	8
1948	John Simcox	Sr.			665	88	753	6
1949	Leon Parma	Jr.			603	-30	573	9
1950	Art Preston	Jr.			0	780	780	7
1951	Jesse Thompson	Sr.			1,304	-113	1,191	13
1952	Norm Nygaard	So.			0	1,016	1,016	9
1953	Norm Nygaard	Jr.			0	889	889	12
1954	Norm Nygaard	Sr.			0	714	714	4
1955	Don Magee	So.			792	-155	637	4
1956	Claude Lewis	Sr.			0	470	470	4
1957	Joe Duke	So.			719	-3	716	5
1958	Joe Duke	Jr.			787	-122	665	7
1959	Joe Duke	Sr.			696	47	745	8
1960	Russ Boehmke	So.			293	111	404	2
1961	Wayne Sevier	Jr.			463	319	782	13
1962	Wayne Sevier	Sr.		3	578	289	867	9
1963	Rod Dowhower	Jr.	3	1,136	98	1,234	16	
1964	Rod Dowhower	Sr.	1	1,728	6	1,734	27	
1965	Don Horn	Jr.			1,688	-66	1,622	23
1966	Don Horn	Sr.	2	2,234	-38	2,196	21	
1967	Joe Turpen	Jr.			495	284	779	11
1968	Dennis Shaw	Jr.			2,139	35	2,174	27
1969	Dennis Shaw	Sr.		1	3,185	12	3,197	45
1970	Brian Sipe	Jr.	7	1	2,618	-196	2,422	23
1971	Brian Sipe	Sr.		1	2,532	-204	2,328	17
1972	Bill Donckers	Sr.		5	1,325	223	1,558	14
1973	Jesse Freitas	Sr.	1	1	2,993	-92	2,901	23
1974	Craig Penrose	Jr.	20	4	1,683	-78	1,605	12
1975	Craig Penrose	Sr.	2	1	2,660	-191	2,469	15
1976	David Turner	Jr.			16	982	998	7
1977	Joe Davis	Sr.			2,260	-152	2,208	25
1978	Mark Halda	So.			2,262	-99	2,163	14
1979	Mark Halda	Jr.			1,684	-132	1,552	11
1980	Matt Kofler	Jr.			1,139	24	1,163	10
1981	Matt Kofler	Sr.			3,337	191	3,528	28
1982	Mark McKay	Jr.			1,985	4	1,989	12
1983	Mark McKay	Sr.			2,490	-185	2,305	15
1984	Todd Santos	Fr.			2,063	-233	1,830	9
1985	Todd Santos	So.			2,877	-111	2,766	21
1986	Todd Santos	Jr.			2,553	-324	2,229	15
1987	Todd Santos	Sr.	1	1	3,932	-244	3,688	26
1988	Brad Platt	Sr.			1,466	-190	1,276	6
1989	Dan McGwire	Jr.			3,651	-228	3,423	18
1990	Dan McGwire	Sr.			3,833	-169	3,664	28
1991	David Lowery	So.			2,575	15	2,590	22
1992	David Lowery	Jr.			2,632	-71	2,561	21
1993	Tim Gutierrez	Jr.			3,033	-209	2,824	24
1994	Tim Gutierrez	Sr.			1,575	-76	1,499	11
1995	Billy Blanton	Jr.			3,300	24	3,324	23
1996	Billy Blanton	Sr.			3,221	-60	3,161	30
1997	Kevin McKechnie	Sr.			1,449	-23	1,426	11
1998	Brian Russell	So.		11	1,438	176	1,614	13
1999	Jack Hawley	Jr.		3	1,942	90	2,032	16
2000	Lon Sheriff	So.	50	4	2,163	-162	2,001	7
2001	Larry Ned	Sr.		9	0	1,549	1,549	15
2002	Adam Hall	Jr.	10	1	3,253	-110	3,143	17
2003	Adam Hall	Sr.		5	1,320	-56	1,264	6
2004	Kevin O'Connell	Fr.	69	5	1,328	347	1,675	10
2005	Kevin O'Connell	So.	29	3	2,663	402	3,065	24
2006	Kevin O'Connell	Jr.			635	155	790	5
2007	Kevin O'Connell	Sr.	24	2	3,063	408	3,471	26
2008	Ryan Lindley	Fr.	42	4	2,653	-62	2,591	17
2009	Ryan Lindley	So.	39	3	3,054	-131	2,923	24
2010	Ryan Lindley	Jr.	14	1	3,830	-31	3,799	28
2011	Ryan Lindley	Sr.	42	3	3,153	-51	3,102	23
2012	Ryan Katz	Sr.			1,348	287	1,635	17
2013	Quinn Kaehler	Jr.	46	7	3,007	-109	2,898	20
2014	Quinn Kaehler	Sr.	97	10	2,052	-105	2,157	9
2015	Donnel Pumphrey	Jr.			16	1,653	1,669	18
2016	Donnel Pumphrey	Sr.	104	8	0	2,133	2,133	17
2017	Rashaad Penny	Sr.	88	9	0	2,248	2,248	23

NR - national ranking in total yards per game. CR - conference ranking in total yards per game. TDR - touchdowns responsible for (passing TDs + rushing TDs).

## ■ Division I Era Team Records

### MOST FIRST DOWNS

Pl.	Opponent	Date	First Downs
1.	vs. Long Beach State	10/24/87	37
2.	vs. New Mexico State	11/15/69	36
3.	vs. UTEP*	11/24/90	35
	at New Mexico*	9/27/86	35
	vs. North Texas	11/24/73	35
6.	vs. Pacific	9/14/91	34
	at New Mexico*	11/17/90	34
	at Long Beach State	10/28/78	34
9.	vs. North Texas	11/22/69	33
10.	at New Mexico*	10/3/92	32
	at UTEP*	10/28/89	32
	vs. Utah*	9/12/87	32
	in a Mountain West game		
	at San José State*	11/4/17	31
	against a nationally ranked opponent		
	vs. (23) Hawai'i	11/14/92	30
	at (19) Iowa State	9/16/78	30

### HIGHEST YARDS PER RUSH

Pl.	Opponent	Date	YPR
1.	vs. Army (AFB)	12/23/17	12.14
2.	at Nevada*	11/12/16	10.77
3.	vs. San José State	10/21/95	9.36
4.	at New Mexico*	10/10/14	8.63
5.	vs. UTEP*	11/16/85	8.53
6.	at Wyoming*	11/24/12	8.33
7.	vs. Pacific	9/14/91	7.96
8.	vs. Wyoming*	10/29/11	7.89
9.	at San José State	11/4/17	7.80
10.	at Missouri	9/18/10	7.58
	against a nationally ranked opponent		
	vs. (16) Brigham Young*	10/27/01	6.95

### HIGHEST PASSING COMPLETION PERCENTAGE

Pl.	Opponent	Date	Pct.
1.	at San José State*	11/4/17	85.71
2.	vs. Pacific*	11/11/72	84.00
3.	vs. Utah*	9/12/87	83.33
4.	vs. Navy	9/3/94	81.25

5.	vs. UTEP	8/31/06	80.65
6.	vs. Navy	9/5/97	80.00
	vs. Cal State Fullerton	10/23/76	80.00
8.	at Wyoming*	11/24/12	79.17
9.	at Utah*	9/13/86	78.95
10.	at Colorado State*	10/31/15	78.57

in a Mountain West game  
at San José State\* 11/4/17 85.71  
against a nationally ranked opponent  
vs. (16) Wyoming 11/7/96 75.00

### HIGHEST PASSING EFFICIENCY RATING


Pl.	Opponent	Date	Rating
1.	vs. Navy	9/5/97	291.82
2.	vs. Stanford	10/5/85	247.42
3.	at San José State*	11/4/17	245.66
4.	at Kansas	9/25/99	230.85
5.	vs. Utah State	9/25/10	230.45
6.	vs. Portland State	9/22/07	230.34
7.	vs. North Dakota	9/15/12	228.58
8.	vs. New Mexico*	11/4/95	226.88
9.	vs. Brigham Young*	11/16/91	226.18
10.	vs. Cincinnati (HB)	12/24/15	220.30

in a Mountain West game  
at San José State\* 11/4/17 245.66  
against a nationally ranked opponent  
vs. (23) Hawai'i 11/14/92 180.26

### MOST YARDS PER PLAY

Pl.	Opponent	Date	Yards/Play
1.	at Nevada*	11/12/16	10.16
2.	vs. San José State	10/21/95	9.98
3.	vs. New Mexico State	11/15/69	9.49
4.	vs. Army (AFB)	12/23/17	9.03
5.	vs. Navy	9/5/97	8.92
6.	vs. Portland State	9/22/07	8.90
7.	at UNLV*	11/16/96	8.82
8.	vs. Brigham Young*	11/16/91	8.80
9.	vs. Fresno State*	10/14/95	8.75
10.	vs. North Dakota	9/15/12	8.74

against a nationally ranked opponent  
vs. (25) Utah\* 11/20/10 7.83  
vs. (13) Florida State 11/19/77 7.83  
HB - Hawai'i Bowl; PB - Poinsettia Bowl.



# All-Purpose Yardage



EIGHT STRAIGHT BOWL GAME APPEARANCES ► 21 CONFERENCE CHAMPIONSHIPS

**Bold** indicates record set by a current Aztec  
\* - Indicates conference game.

## Individual Records

### Most Yards

**Season:** 2,974, Rashaad Penny, 2017  
**Career:** 7,515, Donnel Pumphrey, 2013-14-15-16

### Most Yards Per Play

**Season:** 21.8, Derrick Lewis, 2000  
**Career:** 19.6, Patrick Rowe, 1987-88-90-91

## SEASON

Pl.	Player, Season (Plays)	Yards
1.	Rashaad Penny, 2017 (289)	2,974
2.	Donnel Pumphrey, 2016 (377)	2,370
3.	Marshall Faulk, 1993 (347)	2,174
4.	Donnel Pumphrey, 2015 (337)	2,069
5.	Donnel Pumphrey, 2014 (299)	2,027
6.	Ronnie Hillman, 2011 (335)	1,981
7.	George Jones, 1995 (317)	1,981
8.	Jim Sandusky, 1983 (103)	1,877
9.	Rashaad Penny, 2016 (171)	1,866
10.	J.R. Tolver, 2002 (136)	1,830
11.	Webster Slaughter, 1985 (134)	1,812
12.	Marshall Faulk, 1992 (283)	1,758
13.	Patrick Rowe, 1990 (87)	1,716

## ALL-PURPOSE YARDAGE/CAREER

Pl.	Player	Seasons	Rush	Rec.	KOR	PR	IR	Total
1.	Donnel Pumphrey	2013-14-15-16	6,405	1,041	69	0	0	7,515
2.	Rashaad Penny	2014-15-16-17	3,656	479	2,449	70	0	6,654
3.	Marshall Faulk	1991-92-93	4,589	973	33	0	0	5,595
4.	Darnay Scott	1991-92-93	118	3,139	1,399	2	0	4,658
5.	Monty Gilbreath	1986-87-88-89	29	2,241	1,543	795	0	4,608
6.	Colin Lockett	2010-11-12-13	190	1,999	2,187	0	0	4,376
7.	Vincent Brown	2007-08-09-10	34	3,110	767	46	0	3,957
8.	Patrick Rowe	1987-88-90-91	19	2,678	1,243	0	0	3,940
9.	Larry Ned	1998-99-00-01	3,562	343	0	0	0	3,905
10.	Az Hakim	1994-95-96-97	15	2,622	999	68	0	3,704
11.	J.R. Tolver	1999-00-01-02	34	3,572	66	5	0	3,677
12.	Chris Hardy	1983-84-85-86	2,341	616	685	-6	0	3,636
13.	Ronnie Hillman	2010-11	3,243	338	0	0	0	3,581
14.	Art Preston	1949-50-51	1,664	N/A	N/A	N/A	N/A	3,463
15.	Norm Nygaard	1952-53-54	2,619	92	457	37	38	3,243
16.	Adam Muema	2011-12-13	2,852	214	0	0	0	3,066

## SEASON PER GAME

Pl.	Player, Season	YPG
1.	Rashaad Penny, 2017	228.8
2.	Marshall Faulk, 1993	181.2
3.	Donnel Pumphrey, 2016	169.3
4.	George Jones, 1995	163.4
5.	Marshall Faulk, 1992	159.8

## CAREER PER GAME

(minimum 15 games)

Pl.	Player, Seasons	YPG
1.	Marshall Faulk, 1991-92-93	174.8
2.	George Jones, 1995-96	156.1
3.	David Turner, 1976-77	151.3
4.	Darnay Scott, 1991-92-93	141.2
5.	Donnel Pumphrey, 2013-14-15-16	139.2
6.	Ronnie Hillman, 2010-11	137.7


## Single-Game All-Purpose Leaders

Pl.	Player	Opponent, Date	Rush	Rec.	Other	Total
1.	Rashaad Penny	vs. Nevada*, Nov. 18, 2017	222	6	201	429
2.	Marshall Faulk	vs. Pacific, Sept. 14, 1991	386	11	25	422
3.	Darnay Scott	vs. UTEP*, Oct. 17, 1992	0	274	80	354
4.	Rashaad Penny	at Arizona State, Sept. 9, 2017	219	38	99	353
5.	Darnay Scott	vs. Brigham Young*, Nov. 16, 1991	0	243	104	347
6.	Patrick Rowe	at UCLA, Oct. 13, 1990	0	224	106	330
7.	Ron Slack	vs. Long Beach State, Oct. 14, 1989	197	57	68	322
8.	Larry Ned	vs. Eastern Illinois, Oct. 6, 2001	285	34	0	319
9.	Donnel Pumphrey	vs. California, Sept. 10, 2016	281	29	0	310
10.	George Jones	vs. Fresno State*, Oct. 14, 1995	270	36	0	306
11.	Ronnie Hillman	vs. Wyoming*, Oct. 29, 2011	224	81	0	305
12.	Marshall Faulk	vs. (23) Hawaii*, Nov. 14, 1992	300	3	0	303
13.	Marshall Faulk	at Brigham Young*, Sept. 10, 1992	299	3	0	302

## Annual All-Purpose Leaders

Year	Player	Cl.	NR	CR	Rush	Rec.	PR	KR	IR	Yards
1970	Tim Delaney	Sr.				794				794
1971	Tom Reynolds	Sr.				1,070				1,070
1972	Tim Boyer	Jr.			464		91	324		879
1973	Keith Denson	Sr.			-21	922		339		1,240
1974	Dwight McDonald	Sr.				1,157				1,157
1975	Duke Ferguson	Sr.			-1	886		127		1,012
1976	David Turner	Jr.			982	72				1,054
1977	David Turner	Sr.			1252	417				1,669
1978	Steve Stapler	Jr.			-1	490	13	552		1,054
1979	Tony Allen	Sr.			1094	170				1,264
1980	Bobby Taylor	Sr.			-23	656				633
1981	Phil Smith	Jr.			-2	476		553		1,027
1982	Phil Smith	Sr.			68	355		450		873
1983	Jim Sandusky	Sr.	5	1	-15	1,171	381	340		1,877
1984	Mike Waters	Sr.			704	234		399		1,337
1985	Webster Slaughter	Sr.	10	1	58	1,071	270	413		1,812
1986	Chris Hardy	Sr.			947	287				1,234
1987	Paul Hewitt	Jr.			1001	378				1,379
1988	Paul Hewitt	Sr.			1055	140				1,195
1989	Monty Gilbreath	Sr.			29	903	173	206		1,311
1990	Patrick Rowe	Jr.			-4	1,392		324		1,712
1991	Marshall Faulk	Fr.	3	1	1429	201		33		1,663
1992	Marshall Faulk	So.	3	1	1630	128				1,758
1993	Marshall Faulk	Jr.			1530	644				2,174
1994	Curtis Shearer	Sr.			9	737		630		1,376
1995	George Jones	Jr.			1842	119				1,961
1996	George Jones	Sr.			968	119				1,087
1997	Jonas Lewis	So.			17	1021		42		1,099
1998	Damon Gourdine	Jr.	26	4	26	649	294	539		1,508
1999	Larry Ned	Jr.			9	894		161		1,055
2000	Derrick Lewis	Jr.	75	4	20	782	56	296		1,154
2001	Larry Ned	Sr.	13	2	1549	138				1,687
2002	J.R. Tolver	Sr.	24	1	40	1,785		5		1,830
2003	Lynell Hamilton	Fr.	47	3	1087	100				1,187
2004	Brandon Bornes	Fr.			9	578		294		899
2005	Jeff Webb	Sr.			12	1,109				1,121
2006	Atiyah Henderson	Fr.				764		78		842
2007	Brett Swain	Sr.			10	3	973	88		973
2008	Atiyah Henderson	Jr.				490		228		718
2009	Vincent Brown	Jr.			10	778	33	220		1,041
2010	Ronnie Hillman	Fr.	42	1	1,532	68				1,600
2011	Ronnie Hillman	So.	15	1	1,711	270				1,981
2012	Adam Muema	So.	42	5	1,458	147				1,605
2013	Colin Lockett	Sr.	33	3	52	736		761		1,549
2014	Donnel Pumphrey	So.	8	2	1,867	160				2,027
2015	Donnel Pumphrey	Jr.	12	3	1,653	416				2,069
2016	Donnel Pumphrey	Sr.	7	2	2,133	231		6		2,370
2017	Rashaad Penny	Sr.	1	1	2,248	135	70	521		2,974

NR - national ranking in yards per game. CR - conference ranking in yards per game. In some cases, SDSU had a player with a higher YPG average but the player listed as the annual leader is the individual with the most yards in the season.



DARNAY SCOTT

# Scoring



EIGHT STRAIGHT BOWL GAME APPEARANCES ► 21 CONFERENCE CHAMPIONSHIPS

**Bold** indicates record set by a current Aztec  
 \* - Indicates conference game  
 ^ - Indicates Division I era record

## ■ Team Records

### Most Points

**Quarter:** 31, Cal State Fullerton\*, 10/4/75  
**Half:** 49, vs. New Mexico State, 11/15/69  
**Game:** 72, vs. UC Santa Barbara\*, 11/21/53  
**Season:** 493 in 2016 (11-3)

### Fewest Points

**Game:** 0, many times, most recent:  
 at TCU\*, 11/18/06  
**Season:** 50, in 1942 (0-6-1) and 1921 (4-6)

### Most Points Per Game

**Season:** 42.2, in 1969 (11-0)

### Fewest Points Per Game

**Season:** 6.5, in 1955 (2-8)

### Most Touchdowns

**Quarter:** 4, 13 times, most recent:  
 vs. Fresno State, 11-26-94  
**Half:** 7 vs. New Mexico State, 11-15-69  
**Game:** 10 vs. New Mexico State, 11-15-69  
**Season:** 66 in 1969 (11-0)

### Most Field Goals

**Game:** 4, nine times, most recent:  
 at Utah State\*, 10/26/16  
**Season:** 21, 2016

## MOST POINTS/QUARTER

Pl.	Opponent (Quarter)	Date	Points
1.	vs. Cal State Fullerton* (1st)	Oct. 4, 1975	31
2.	vs. Long Beach State (3rd)	Sept. 8, 1991	30
	vs. Northern Illinois (3rd)	Oct. 21, 1967	30
4.	vs. Fresno State* (4th)	Nov. 26, 1994	28
	vs. Navy (2nd)	Sept. 3, 1994	28
	at New Mexico* (2nd)	Nov. 17, 1990	28

vs. Utah* (2nd)	Nov. 3, 1990	28
vs. Utah* (1st)	Sept. 12, 1987	28
vs. Hawaii* (1st)	Nov. 22, 1986	28
vs. (12) Iowa State (3rd)	Oct. 10, 1981	28
vs. New Mexico State (2nd)	Nov. 16, 1974	28
vs. New Mexico State (2nd)	Nov. 15, 1969	28
vs. Southern Mississippi (4th)	Nov. 9, 1968	28

## MOST POINTS/GAME

Pl.	Opponent, Date	Points
1.	vs. UC Santa Barbara*, Nov. 21, 1953	72
2.	vs. California Christian, Oct. 1, 1927	71
3.	vs. New Mexico State, Nov. 15, 1969	70
4.	vs. Cal Poly SLO*, Oct. 5, 1963	69
5.	vs. Southern Mississippi, Nov. 9, 1968	68
6.	vs. Utah*, Nov. 3, 1990	66
7.	vs. UC Santa Barbara*, Nov. 14, 1970	64
	vs. Cal State L.A.*, Oct. 27, 1951	64
9.	vs. Cal State Fullerton*, Oct. 4, 1975	59
	vs. Cal Poly SLO*, Oct. 3, 1964	59

## MOST POINTS/SEASON

Pl.	Season (Record)	Points
1.	2016 (11-3)	493
2.	1969 (11-0)	464
3.	1990 (6-5)	459
4.	2010 (9-4)	455
5.	2015 (11-3)	450
6.	1996 (8-3)	428
7.	2012 (9-4)	427
8.	1964 (8-2)	423
9.	1993 (6-6)	413
10.	1991 (8-4-1)	403

## ■ Individual Records

### Most Points

**Game:** 44, Marshall Faulk vs. Pacific, 9/14/91  
**Season:** 168, Rashaad Penny, 2017  
**Career:** 402, Donnel Pumphrey, 2013-14-15-16



JOHN BARON II

### Most Touchdowns

**Game:** 7, Marshall Faulk vs. Pacific, 9/14/91  
**Season:** 28, Rashaad Penny, 2017  
**Career:** 67, Donnel Pumphrey, 2013-14-15-16

### Most Extra Points

**Game:** 10, Al Limahelu vs. New Mexico State, 11/22/69  
**Season:** 59, Al Limahelu, 1969  
**Career:** 170, Andy Trakas, 1989-90-91-92

### Best Extra-Point Percentage

**Season:** 100.0%, 16 times, most recent:  
**John Baron II (52-52), 2017**  
**Career:** 100.0%, Donny Hageman (94-94), 2014-15;  
 Marco Morales (50-50), 1982-83  
 and Steve Duncan (40-40), 1977-78

### Most Two-Point Conversions

**Season:** 3, Mario Mendez, 1963  
**Career:** 5, Mario Mendez, 1961-62-63

### Most Field Goals

**Game:** 4, nine times, most recent:  
**John Baron II at Utah State\*, 10/28/16**

### Season: 21, John Baron II, 2016

**Career:** 56, Andy Trakas, 1989-90-91-92

### Most Field Goals Attempted

**Game:** 5, four times, most recent:  
 J.C. Mejia vs. Wyoming\*, 10/25/03  
**Season:** 29, J.C. Mejia, 2003  
**Career:** 82, Andy Trakas, 1989-90-91-92

### Highest Field Goal Percentage

**Season:** .913 (21-23), **John Baron II, 2016**  
 (min. 10 att.)  
**Career:** .875 (28-32), Chris O'Brien, 1984-85  
 (min. 25 att.)

### Most Consecutive Field Goals Made

**Career:** 18, Chris O'Brien, 1984-85

### Most Points Kick Scoring

**Game:** 16, five times, most recent:  
**John Baron II at Utah State, 10/28/16**  
**Season:** 119, **John Baron II, 2016**  
**Career:** 338, Andy Trakas, 1989-90-91-92



MARSHALL FAULK

## SCORING/CAREER

Pl.	Player	Seasons	TD	FG	PAT1	PAT2	S/DXP	Points
1.	Donnel Pumphrey	2013-14-15-16	67	0-0	0-0	0-0	0	402
2.	Marshall Faulk	1991-92-93	62	0-0	0-0	1-2	0	376
3.	Andy Trakas	1989-90-91-92	0	56-82	170-178	0-0	0	338
4.	Rashaad Penny	2014-15-16-17	52	0-0	0-0	0-0	0	312
5.	Peter Holt	1993-94-95-96	0	48-72	158-169	0-0	0	302
6.	Garrett Palmer	2004-05-06-07	0	48-67	116-121	0-0	0	260
7.	Nate Tandberg	1997-98-99-00	0	13-27	28-28	0-0	0	239
8.	Ronnie Hillman	2010-11	38	0-0	0-0	0-0	0	228
9.	Adam Muema	2011-12-13	36	0-0	0-0	2-2	0	220
10.	Larry Ned	1998-99-00-01	36	0-0	0-0	0-0	0	216
11.	<b>John Baron II</b>	<b>2015-16-17</b>	<b>0</b>	<b>33-38</b>	<b>108-110</b>	<b>0-0</b>	<b>0</b>	<b>207</b>
12.	George Jones	1995-96	34	0-0	0-0	1-2	0	206
13.	Donny Hageman	2014-15	0	37-47	94-94	0-0	0	205
14.	Paul Hewitt	1987-88	34	0-0	0-0	0-0	0	204
15.	Art Preston	1949-50-51	32	0-0	0-0	0-0	0	192
16.	Gary Garrison	1964-65	29	0-0	0-0	0-2	0	174
	Kern Carson	1961-62-63	29	0-0	0-0	0-0	0	174

# Scoring



EIGHT STRAIGHT BOWL GAME APPEARANCES ► 21 CONFERENCE CHAMPIONSHIPS

## ■ Most Points

### SEASON

Pl. Player, Season (How Scored)	Points
1. Rashaad Penny, 2017 (28 TD)	168
2. Marshall Faulk, 1993 (24 TD)	144
Paul Hewitt, 1987 (24 TD)	144
4. Marshall Faulk, 1991 (23 TD, 1 2XP)	140
5. George Jones, 1995 (23 TD)	138
6. Donnel Pumpfrey, 2015 (20 TD)	120
Donnel Pumpfrey, 2014 (20 TD)	120
8. Ronnie Hillman, 2011 (20 TD)	120
9. John Baron II, 2016 (56 XP, 21 FG)	119
10. Ronnie Hillman, 2010 (18 TD)	108
Tom Reynolds, 1969 (18 TD)	108
12. Andy Trakas, 1990 (53 XP, 18 FG)	107

## ■ Most Touchdowns

### SEASON

Pl. Player, Season	TDs
1. Rashaad Penny, 2017	28
2. Marshall Faulk, 1993	24
Paul Hewitt, 1987	24
4. George Jones, 1995	23
Marshall Faulk, 1991	23
6. Donnel Pumpfrey, 2015	20
Donnel Pumpfrey, 2014	20
Ronnie Hillman, 2011	20
9. Ronnie Hillman, 2010	18
Tom Reynolds, 1969	18

### CAREER

Pl. Player, Seasons	TDs
1. Donnel Pumpfrey, 2013-14-15-16	67
2. Marshall Faulk, 1991-92-93	62
3. Rashaad Penny, 2014-15-16-17	52
4. Ronnie Hillman, 2010-11	38
5. Adam Muema, 2011-12-13	36

Larry Ned, 1998-99-00-01	36
7. George Jones, 1995-96	34
Paul Hewitt, 1987-88	34
9. Will Blackwell, 1994-95-96	25
Darnay Scott, 1991-92-93	25
Casey Brown, 1982-83-84-85	25
Tom Reynolds, 1969-70-71	25
---	---
<b>Juwan Washington, 2016-17</b>	<b>17</b>

## ■ Most PAT

### SEASON

Pl. Player, Season	PAT
1. Al Limahelu, 1969	59
2. Donny Hageman, 2015	57
<b>3. John Baron II, 2016</b>	<b>56</b>
4. Abelardo Perez, 2010	54
5. Andy Trakas, 1990	53
<b>6. John Baron II, 2017</b>	<b>52</b>
7. Chance Marden, 2012	51
8. Abelardo Perez, 2011	47
9. Peter Holt, 1993	45
10. Al Limahelu, 1970	44

### CAREER

Pl. Player, Seasons	PAT
1. Andy Trakas, 1989-90-91-92	170
2. Peter Holt, 1993-94-95-96	158
3. Garrett Palmer, 2004-05-06-07	116
<b>4. John Baron II, 2016-17</b>	<b>108</b>
5. Al Limahelu, 1969-70	103
6. Abelardo Perez, 2010-11	101
Nate Tandberg, 1997-98-99-00	101
8. Donny Hageman, 2014-15	94
9. Benny Ricardo, 1973-74	71
10. Chris O'Brien, 1984-85	62
11. Tyler Ackerson, 1987-88	58

## ■ Annual Scoring Leaders

Year	Player	Cl.	NR	CR	TDs	1XP	2XP	FGs	Pts.
1947	John Simcox	Jr.			7	0	0	0	42
1948	Dick Simmons	Jr.			5	0	0	0	30
1949	Jim Simmons	Jr.			9	0	0	0	54
1950	Art Preston	Jr.			11	0	0	0	66
1951	Art Preston	Sr.			14	0	0	0	84
1952	Norm Nygaard	So.			9	0	0	0	54
1953	Norm Nygaard	Jr.			12	0	0	0	72
1954	Verne Dodds	Sr.			5	8	0	0	38
1955	Braxton Pinkins	So.			2	0	0	0	12
	Jim Pyles	So.			2	0	0	0	12
	Hugh Simpson	Sr.			2	0	0	0	12
	Al Canizales	Jr.			2	0	0	0	12
1956	Harold Jackson	Jr.			7	0	0	0	42
1957	Cecil McGehee	Jr.			3	0	0	0	18
	Al Silva	So.			3	0	0	0	18
1958	Bob Ball	So.			6	0	0	0	36
1959	Dick Morris	Jr.			4	5	0	1	32
1960	Dick Morris	Sr.			5	3	0	0	33
1961	Wayne Sevier	Jr.			8	7	2	0	59
1962	Kern Carson	Jr.		1	12	0	0	0	72
1963	Kern Carson	Sr.		2	12	0	0	0	72
1964	Jim Allison	Sr.		2	16	0	0	0	96
1965	Gary Garrison	Sr.			14	0	0	0	84
1966	Craig Scoggins	Sr.		1	8	19	0	2	73
1967	Dick Wood	Jr.			0	32	0	4	44
1968	Tom Nettles	Sr.			14	0	0	0	84
1969	Tom Reynolds	Sr.		2	18	0	0	0	108
1970	Ken Burrow	Sr.		2	12	0	1	0	74
1971	Adam Victoria	Jr.		3	9	0	0	0	54
1972	Dennis Haughan	Jr.		8	2	16	0	6	46
1973	Keith Denison	Sr.		2	11	0	0	0	66
1974	Benny Ricardo	Sr.		3	0	32	0	10	62
1975	Steve LaPlant	Jr.	25	3	0	35	0	13	74
1976	Steve LaPlant	Sr.		0	21	0	12	57	
1977	Ronnie Smith	Sr.			14	0	0	0	84
1978	Steven Duncan	Sr.		0	23	0	15	68	
1979	Tony Allen	Sr.			10	0	0	0	60
1980	Matt Kofler	Jr.			7	0	0	0	42
1981	Dave Meyer	Jr.			0	31	0	7	52
1982	Marco Morales	Jr.		0	34	0	14	76	
1983	Jim Sandusky	Sr.			8	0	0	0	48
1984	Casey Brown	Jr.			10	0	0	0	60
1985	Chris O'Brien	Sr.			0	39	0	17	90
1986	Chris Hardy	Sr.			12	0	0	0	72
1987	Paul Hewitt	Jr.			24	0	0	0	144
1988	Tyler Ackerson	Sr.			0	20	0	14	62
1989	Andy Trakas	Fr.			0	38	0	16	86
1990	Andy Trakas	So.	5	1	0	53	0	18	107
1991	Marshall Faulk	Fr.	1	1	23	0	1	0	140
1992	Marshall Faulk	So.	3	1	15	0	1	0	92
1993	Marshall Faulk	Jr.	2	1	24	0	0	0	144
1994	Wayne Pittman	Sr.			13	0	0	0	78
1995	George Jones	Jr.	2	1	23	0	0	0	138
1996	Peter Holt	Sr.			0	41	0	15	86
1997	Nate Tandberg	Fr.			0	28	0	13	67
1998	Nate Tandberg	So.			0	24	0	8	48
1999	Nate Tandberg	Jr.		4	0	31	0	13	70
2000	Nate Tandberg	Sr.		9	0	18	0	12	54
2001	Larry Ned	Sr.	26	4	15	0	0	0	90
2002	J.R. Tolver	Sr.	78	6	14	0	2	0	86
2003	J.C. Mejia	Sr.	87	7	0	20	0	18	74
2004	Garrett Palmer	Fr.		7	0	26	0	12	62
2005	Garrett Palmer	So.		6	0	36	0	15	81
2006	Garrett Palmer	Jr.			0	20	0	8	44
2007	Garrett Palmer	Sr.		10	0	34	0	13	73
2008	Lane Yoshida	Jr.		18	0	27	0	8	51
2009	Lane Yoshida	Sr.		11	0	30	0	10	60
2010	Ronnie Hillman	Fr.	32	1	18	0	0	0	108
2011	Ronnie Hillman	So.	16	1	20	0	0	0	120
2012	Adam Muema	So.	56	2	17	0	0	0	102
2013	Adam Muema	Jr.	75	10	15	0	2	0	94
2014	Donnel Pumpfrey	So.	17	2	20	0	0	0	120
2015	Donnel Pumpfrey	Jr.	37	3	20	0	0	0	120
<b>2016</b>	<b>John Baron II</b>	<b>So.</b>	<b>35</b>	<b>4</b>	<b>0</b>	<b>56</b>	<b>0</b>	<b>21</b>	<b>119</b>
2017	Rashaad Penny	Sr.	2	1	28	0	0	0	168

NR - national ranking in points per game. CR - conference ranking in points per game.



RONNIE HILLMAN



## ■ Single-Game Scoring Leaders

### MOST POINTS

Pl.	Player	(Rk.) Opponent	TD	FG	1XP	2XP	S/DX	Total
1.	Marshall Faulk	vs. Pacific, Sept. 14, 1991	7	0	0	1	0	44
2.	Tim Delaney	vs. New Mexico State, Nov. 15, 1969	6	0	0	0	0	36
3.	George Jones	at New Mexico*, Oct. 19, 1996	5	0	0	1	0	32
4.	George Jones	vs. Fresno State*, Oct. 14, 1995	5	0	0	0	0	30
	Marshall Faulk	at Hawaii*, Oct. 5, 1991	5	0	0	0	0	30
6.	Rashaad Penny	vs. Army (AFB), Dec. 23, 2017	4	0	0	0	0	24
	Rashaad Penny	vs. Nevada*, Nov. 18, 2017	4	0	0	0	0	24
	Donnel Pumphrey	vs. UNLV*, Sept. 27, 2014	4	0	0	0	0	24
	Adam Muema	at Wyoming*, Nov. 24, 2012	4	0	0	0	0	24
	Ronnie Hillman	vs. Fresno State, Dec. 3, 2011	4	0	0	0	0	24
	Ronnie Hillman	vs. Washington State, Sept. 17, 2011	4	0	0	0	0	24
	Ronnie Hillman	vs. Navy (PB), Dec. 2, 2010	4	0	0	0	0	24
	Ronnie Hillman	at New Mexico State, Sept. 11, 2010	4	0	0	0	0	24
	Larry Ned	vs. Wyoming*, Nov. 17, 2001	4	0	0	0	0	24
	Will Blackwell	at California, Sept. 14, 1996	4	0	0	0	0	24
	Marshall Faulk	at Hawaii*, Oct. 19, 1993	4	0	0	0	0	24
	Marshall Faulk	vs. (20) Hawaii*, Nov. 14, 1992	4	0	0	0	0	24
	Paul Hewitt	vs. Air Force*, Sept. 11, 1988	4	0	0	0	0	24
	Marv Owens	vs. Southern Mississippi, Oct. 10, 1970	4	0	0	0	0	24

### MOST TOUCHDOWNS

Pl.	Player	(Rk.) Opponent	Rush	Rec	KOR	PR	Def	Total
1.	Marshall Faulk	vs. Pacific, Sept. 14, 1991	7	0	0	0	0	7
2.	Tim Delaney	vs. New Mexico State, Nov. 15, 1969	0	6	0	0	0	6
3.	George Jones	at New Mexico*, Oct. 19, 1996	5	0	0	0	0	5
	George Jones	vs. Fresno State*, Oct. 14, 1995	5	0	0	0	0	5
	Marshall Faulk	at Hawaii*, Oct. 5, 1991	5	0	0	0	0	5
6.	Rashaad Penny	vs. Army (AFB), Dec. 23, 2017	4	0	0	0	0	4
	Rashaad Penny	vs. Nevada*, Nov. 18, 2017	2	0	1	1	0	4
	Donnel Pumphrey	vs. UNLV*, Sept. 27, 2014	4	0	0	0	0	4
	Adam Muema	at Wyoming*, Nov. 24, 2012	4	0	0	0	0	4
	Ronnie Hillman	vs. Fresno State, Dec. 3, 2011	4	0	0	0	0	4
	Ronnie Hillman	vs. Washington State, Sept. 17, 2011	4	0	0	0	0	4
	Ronnie Hillman	vs. Navy (PB), Dec. 2, 2010	4	0	0	0	0	4
	Ronnie Hillman	at New Mexico State, Sept. 11, 2010	4	0	0	0	0	4
	Larry Ned	vs. Wyoming*, Nov. 17, 2001	4	0	0	0	0	4
	Will Blackwell	at California, Sept. 14, 1996	0	4	0	0	0	4
	Marshall Faulk	at Hawaii*, Oct. 19, 1993	4	0	0	0	0	4
	Marshall Faulk	vs. (20) Hawaii*, Nov. 14, 1992	4	0	0	0	0	4
	Paul Hewitt	vs. Air Force*, Sept. 11, 1988	4	0	0	0	0	4
	Marv Owens	vs. Southern Mississippi, Oct. 10, 1970	4	0	0	0	0	4

### MOST PAT

Pl.	Player (Rk.)	(Rk.) Opponent, Date	PAT
1.	Al Limahelu	vs. New Mexico State, Nov. 15, 1969	10
2.	Andy Trakas	vs. Utah*, Nov. 3, 1990	9
3.	Peter Holt	vs. Hawaii*, Oct. 11, 1996	8
	Steve LaPlant	vs. Cal State Fullerton*, Oct. 4, 1975	8
	Dave Meyer	vs. UTEP*, Nov. 21, 1981	8
6.	<b>John Baron II</b>	<b>at San José State*, Nov. 4, 2017</b>	<b>7</b>
	<b>John Baron II</b>	<b>vs. Hawaii*, Nov. 5, 2016</b>	<b>7</b>
	Donny Hageman	at UNLV*, Nov. 21, 2015	7
	Chance Marden	vs. Hawaii*, Oct. 6, 2012	7
	Chance Marden	vs. North Dakota, Sept. 15, 2012	7
	Abelardo Perez	vs. Cal Poly SLO, Sept. 3, 2011	7
	15 other occasions with		7

### MOST FIELD GOALS MADE

Pl.	Player	(Rk.) Opponent, Date	Made	Missed	FGs
1.	<b>John Baron II</b>	<b>at Utah State*, Oct. 28, 2016</b>	<b>4</b>	<b>4</b>	<b>4</b>
	Wes Feer	vs. Eastern Illinois, Aug. 31, 2013	4	0	4
	J.C. Mejia	vs. Wyoming*, Oct. 25, 2003	4	1	4
	Tommy Kirovski	at Hawaii*, Dec. 7, 2002	4	1	4
	Peter Holt	vs. Idaho, Sept. 7, 1996	4	0	4
	Peter Holt	vs. Minnesota, Sept. 25, 1993	4	1	4
	Marco Morales	vs. UNLV*, Sept. 25, 1982	4	0	4
	Steve LaPlant	at Oregon State, Sept. 13, 1975	4	0	4
	Benny Ricardo	at UTEP*, Sept. 28, 1974	4	2	4



DONNY HAGEMAN

## ■ Highest PAT Percentage

### SEASON

Pl.	Player, Season	Pct.	XP-A
1.	Donny Hageman, 2015	1.000	57-57
	Andy Trakas, 1990	1.000	53-53
	<b>John Baron II, 2017</b>	<b>1.000</b>	<b>52-52</b>
	Andy Trakas, 1992	1.000	39-39
	Tyler Ackerson, 1989	1.000	38-38
	Donny Hageman, 2014	1.000	37-37
	Marco Morales, 1982	1.000	34-34
	Peter Holt, 1994	1.000	32-32
	Ed Corral, 1980	1.000	31-31
	Nate Tandberg, 1997	1.000	28-28
	Steve Duncan, 1978	1.000	23-23
	Steve LaPlant, 1976	1.000	21-21
	Garrett Palmer, 2006	1.000	20-20
	Nate Tandberg, 2000	1.000	18-18
	Steve Duncan, 1977	1.000	17-17
	Marco Morales, 1983	1.000	16-16

### CAREER

Pl.	Player, Seasons	Pct.	XP-A
1.	Donny Hageman, 2014	1.000	94-94
	Marco Morales, 1982-83	1.000	50-50
	Steve Duncan, 1977-78	1.000	40-40
4.	Tyler Ackerson, 1987-88	.983	58-59
5.	<b>John Baron II, 2016-17</b>	<b>.982</b>	<b>108-110</b>
6.	Chance Marden, 2012	.981	51-52
7.	Nate Tandberg, 1997-98-99-00	.971	101-104
8.	Abelardo Perez, 2010-11	.962	101-105
9.	Garrett Palmer, 2004-05-06-07	.959	116-121
10.	Andy Trakas, 1989-90-91-92	.955	170-178

## ■ Most Field Goals

### SEASON

Pl.	Player, Season	FGs
1.	<b>John Baron II, 2016</b>	<b>21</b>
2.	Donny Hageman, 2014	20
3.	J.C. Mejia, 2003	18
	Andy Trakas, 1990	18
5.	Donny Hageman, 2015	17
	Abelardo Perez, 2010	17
	Tommy Kirovski, 2002	17
	Chris O'Brien, 1985	17
9.	Peter Holt, 1993	16
	Andy Trakas, 1989	16

## CAREER

Pl.	Player, Seasons	FGs
1.	Andy Trakas, 1989-90-91-92	56
2.	Garrett Palmer, 2004-05-06-07	48
	Peter Holt, 1993-94-95-96	48
4.	Nate Tandberg, 1997-98-99-00	46
5.	Donny Hageman, 2014-15	37
6.	<b>John Baron II, 2016-17</b>	<b>33</b>
7.	Chris O'Brien, 1984-85	28
8.	Tommy Kirovski, 2001-02	27
9.	Tyler Ackerson, 1987-88	25
	Steve LaPlant, 1975-76	25

## ■ Highest Field-Goal Percentage

### SEASON

(minimum 10 attempts)

Pl.	Player, Season	Pct.	FG-A
1.	<b>John Baron II, 2016</b>	<b>.913</b>	<b>21-23</b>
2.	Chris O'Brien, 1985	.895	17-19
3.	Garrett Palmer, 2005	.882	15-17
4.	Garrett Palmer, 2007	.867	13-15
5.	Chris O'Brien, 1984	.846	11-13
6.	<b>John Baron II, 2017</b>	<b>.800</b>	<b>12-15</b>
	Donny Hageman, 2014	.800	20-25
8.	Peter Holt, 1996	.789	15-19
9.	Donny Hageman, 2015	.773	17-22
	Abel Perez, 2010	.773	17-22

### CAREER

(minimum 25 attempts)

Pl.	Player, Season	Pct.	FG-A
1.	Chris O'Brien, 1984-85	.875	28-32
2.	<b>John Baron II, 2016-17</b>	<b>.868</b>	<b>33-38</b>
3.	Donny Hageman, 2014-15	.787	37-47
4.	Marco Morales, 1982-83	.733	22-30
5.	Garrett Palmer, 2004-05-06-07	.716	48-67
6.	Tyler Ackerson, 1987-88	.714	25-35
7.	Steve Duncan, 1977-78	.690	20-29
8.	Andy Trakas, 1989-90-91-92	.683	56-82
9.	Tommy Kirovski, 2001-02	.675	27-40
10.	Peter Holt, 1993-94-95-96	.667	48-72





**Bold** indicates record set by a current Aztec  
 \* - Indicates conference game

## ■ Team Records

### Fewest Points Allowed

**Game:** 0, many times, most recent:  
 vs. Hawaii\*, 11/5/16  
**Season:** 16, in 1937 (7-1)  
**DI Era:** 123, in 1970 (9-2)

### Most Points Allowed

**Game:** 70, at New Mexico\*, 11/18/08  
**Season:** 446, in 2008 (2-10)

### Fewest Points Allowed Per Game

**Season:** 2.0, in 1937 (7-1)  
**DI Era:** 11.2, in 1970 (9-2)

### Most Points Allowed Per Game

**Season:** 37.2, in 2008 (2-10)

### Fewest Total Plays Allowed

**Game:** 41, at Wyoming\*, 11/4/06  
**Season:** 524, in 1954 (5-4)  
**DI Era:** 725, in 1969 (11-0)

### Most Total Plays Allowed

**Game:** 111, vs. TCU\*, 11/24/07  
**Season:** 1,003, in 2002 (4-9)

### Fewest Total Off. Yards Allowed

**Game:** 55, vs. Cal Western, 11/27/65  
**Season:** 1,964, in 1965 (8-2)  
**DI Era:** 2,263, in 1970 (9-2)

### Most Total Offense Yards Allowed

**Game:** 767, vs. Brigham Young\*, 11/16/91  
**Season:** 5,978, in 2007 (4-8)

### Fewest Total Off. Per Game Allowed

**Season:** 255.5, in 1975 (8-3)

### Most Total Off. Per Game Allowed

**Season:** 498.2, in 2007 (4-8)

### Fewest First Downs Allowed

**Game:** 6, vs. Fresno State\*, 10/3/15  
**Season:** 86, in 1953 (5-3-1)

### Most First Downs Allowed

**Game:** 39, vs. TCU\*, 11/24/07  
**Season:** 322, in 2007 (4-8)

### Fewest Rushing Attempts Allowed

**Game:** 17, vs. Idaho State, 9/4/04  
**Season:** 323, in 1963 (7-2)

### Most Rushing Attempts Allowed

**Game:** 87, vs. Army (AFB), 12/23/17  
**Season:** 1,964, in 1965 (8-2)  
**DI Era:** 639, in 1983 (2-9-1)

### Fewest Rushing Yards Allowed

**Game:** -95, vs. Cal Western, 10/27/65  
**Season:** 510, in 1965 (8-2)

### Most Rushing Yards Allowed

**Game:** 539, at Air Force\*, 9/2/89  
**Season:** 3,323, in 1983 (2-9-1)

### Fewest Rushing TDs Allowed

**Game:** 0, many times, most recent:  
 vs. New Mexico\*, 11/24/17  
**Season:** 4, in 1967 (10-1) and 1965 (8-2)

### Most Rushing TDs Allowed

**Game:** 8, at New Mexico\*, 10/18/08 and  
 at Air Force\*, 11/17/07  
**Season:** 36, in 1987 (5-7)

### Most Quarterback Sacks (Since 1982)

**Game:** 9, vs. New Mexico\*, 10/12/91 and  
 at Hawaii\*, 10/31/87  
**Season:** 42, in 1991

### Fewest Quarterback Sacks (Since 1982)

**Game:** 0, many times, most recent:  
 vs. Army (AFB), 12/23/17  
**Season:** 13, in 2008

### Fewest Passing Attempts Allowed

**Game:** 3, vs. Air Force\*, 10/25/86  
**Season:** 125, in 1958 (3-5)

### Most Passing Attempts Allowed

**Game:** 72, vs. California, 9/10/16  
**Season:** 488, in 2013 (8-5)

### Fewest Passing Completions Allowed

**Game:** 1, four times, most recent:  
 vs. Army West Point (AFB), 12/23/17  
**Season:** 47, in 1953 (5-3-1)

### Most Passing Completions Allowed

**Game:** 42, at Fresno State\*, 9/29/12 and  
 vs. Portland State, 9/22/07  
**Season:** 285, in 1995 (8-4)

### Fewest Passing Yards Allowed

**Game:** 2, vs. Utah State, 11/30/74  
**Season:** 657, in 1953 (5-3-1)

### Most Passing Yards Allowed

**Game:** 599, vs. Brigham Young\*, 11/16/91  
**Season:** 3,643, in 1991 (8-4-1)

### Fewest Passing TDs Allowed

**Game:** 0, many times, most recent:  
 vs. Houston (LVB), 12/17/16  
**Season:** 4, three times, most recent: 1976 (10-1)

### Most Passing TDs Allowed

**Game:** 6, at Idaho, 9/21/02 and  
 vs. Brigham Young, 11/16/91  
**Season:** 31, in 2002 (4-9)

### Most Interceptions

**Game:** 7, vs. UC Santa Barbara\*, 11/22/51  
**Season:** 36, in 1969 (11-0)

### Most Interceptions Returned For TDs

**Game:** 2, three times, most recent:  
 vs. Hawaii\*, 11/5/16  
**Season:** 5, in 2016 (11-3)

## DIVISION I ERA BESTS

### FEWEST TOTAL OFFENSE YARDS ALLOWED

Pl.	(Rk.)	Opponent, Date	Yards
1.		at North Texas, Sept. 19, 1970	59
2.		San José State*, Oct. 17, 1970	88
3.		Fresno State*, Oct. 3, 2015	89
4.		UNLV*, Oct. 8, 2016	122
5.		at Fresno State*, Oct. 11, 1975	124
6.		Cal State L.A.*, Sept. 27, 1969	125
7.		Cal State L.A.*, Sept. 26, 1970	126
8.		at Long Beach State, Nov. 20, 1976	135
9.		Fresno State*, Nov. 7, 1998	136
10.		New Hampshire, Sept. 3, 2016	141
11.		at San José State*, Oct. 17, 2015	148
12.		at Oregon State, Sept. 13, 1975	152
13.		Pacific*, Oct. 9, 1971	158
14.		UC Santa Barbara*, Nov. 14, 1970	161
15.		New Mexico*, Nov. 5, 2011	162
16.		at Pacific*, Nov. 17, 1970	164
17.		San José State*, Oct. 7, 1972	166

### FEWEST RUSHING YARDS ALLOWED

Pl.	(Rk.)	Opponent, Date	Yards
1.		Cal State L.A.*, Sept. 27, 1969	-44
2.		at Brigham Young*, Sept. 16, 1995	-16
3.		at San José State*, Oct. 4, 1969	-8
4.		at North Texas, Sept. 19, 1970	-6
5.		at Brigham Young*, Nov. 11, 1978	-5
6.		at Kansas, Sept. 25, 1999	0
7.		Hawaii*, Nov. 22, 1986	1
8.		at California, Sept. 18, 1982	2
		San José State*, Oct. 17, 1970	2
10.		Fresno State*, Oct. 31, 1970	4
11.		North Texas, Nov. 24, 1973	8
		UTEP*, Nov. 24, 1990	8
13.		Oregon State, Sept. 21, 2013	10
14.		Long Beach State, Sept. 6, 1986	11
15.		Fresno State*, Oct. 3, 2015	12
		at (14) Pacific*, Nov. 7, 1970	12

### FEWEST PASSING YARDS ALLOWED

Pl.	(Rk.)	Opponent, Date	Yards
1.		Utah State, Nov. 30, 1974	2
2.		Cal State L.A.*, Sept. 26, 1970	5
3.		vs. Army (AFB), Dec. 23, 2017	6
		at Colorado State*, Oct. 20, 1979	6
5.		UNLV*, Oct. 8, 2016	9
6.		at (19) Iowa State, Sept. 16, 1978	11
7.		Navy (PB), Dec. 23, 2014	17
8.		at Air Force*, Sept. 29, 1990	21
9.		Air Force*, Oct. 25, 1986	24
		(18) Air Force*, Dec. 3, 1983	24
		Pacific*, Nov. 11, 1972	24
12.		West Texas State, Nov. 4, 1972	27
13.		Long Beach State*, Nov. 20, 1970	29
14.		Long Beach State*, Nov. 13, 1971	32
15.		at Air Force*, Sept. 23, 2017	33
		vs. North Carolina, Dec. 19, 1998 (LVB)	33
17.		at Wyoming*, Oct. 14, 1978	34
16.		Air Force, Dec. 5, 2015 (MWCC)	35

MWCC - Mountain West Championship game; HB - Hawaii Bowl; LVB - Las Vegas Bowl; PB - Poinsettia Bowl

## SINGLE SEASON BESTS

Total Points Per Gm.	Passing Yards Per Gm.
1. 7.1, in 1964 (8-2)	1. 72.7, in 1953 (5-3-1)
2. 8.7, in 1965 (8-2)	2. 88.0, in 1954 (5-4)
3. 9.8, in 1966 (11-0)	3. 89.9, in 1951 (10-0-1)
4. 11.2, in 1970 (9-2)	4. 95.0, in 1962 (8-2)
5. 11.4, in 1976 (10-1)	5. 96.5, in 1970 (9-2)
6. 11.7, in 1973 (9-1-1)	6. 107.6, in 1958 (1-6-1)
7. 12.0, in 1951 (10-0-1)	7. 108.2, in 1961 (7-2-1)
8. 12.9, in 1967 (10-1)	8. 111.6, in 1976 (10-1)
9. 13.0, in 1972 (10-1)	9. 117.4, in 1950 (5-3-1)
10. 13.1, in 1975 (8-3)	10. 118.8, in 1955 (2-8)
13.1, in 1963 (7-2)	

Total Offense Per Gm.	Rushing Yards Per Gm.
1. 169.4, in 1965 (8-2)	1. 51.0, in 1965 (8-2)
2. 189.6, in 1953 (5-3-1)	2. 61.7, in 1964 (8-2)
3. 192.6, in 1964 (8-2)	3. 74.7, in 1966 (11-0)
4. 205.7, in 1970 (9-2)	4. 80.0, in 1967 (10-1)
5. 220.9, in 1966 (11-0)	5. 100.1, in 1968 (9-0-1)
6. 235.3, in 1962 (8-2)	6. 105.7, in 2016 (11-3)
7. 239.6, in 1951 (10-0-1)	7. 106.9, in 1969 (11-0)
8. 240.4, in 1954 (5-4)	8. 108.0, in 1999 (5-6)
9. 244.6, in 1963 (7-2)	9. 108.7, in 2015 (11-3)
10. 253.5, in 1967 (10-1)	10. 109.2, in 1970 (9-2)

Interceptions	Interception Ret. Yards
1. 36, in 1969 (11-0)	1. 391, in 1973 (9-1-1)
2. 32, in 1951 (10-0-1)	2. 368, in 1995 (8-4)
3. 31, in 1973 (9-1-1)	3. 364, in 2016 (11-3)
4. 26, in 2016 (11-3)	4. 342, in 1980 (4-8)
26, in 1995 (8-4)	5. 306, in 2005 (5-7)
26, in 1968 (9-0-1)	6. 308, in 2015 (11-3)
7. 24, in 1954 (5-4)	7. 301, in 1974 (8-2-1)
8. 23, in 2015 (11-3)	8. 297, in 1986 (8-4)
23, in 1964 (8-2)	9. 288, in 1979 (8-3)
23, in 1962 (8-2)	10. 271, in 1977 (10-1)
11. 22, in 1979 (8-3)	11. 268, in 1982 (7-5)
22, in 1977 (10-1)	

### INT. Returned For TDs

1. 5, in 2016 (11-3)
2. 4, in 2015 (11-3)
3. 3, in 2012 (9-4)
3, in 2005 (5-7)
3, in 1979 (8-3)
3, in 1979 (9-2)
7. 2, in 2008 (2-10)
2, in 2007 (4-8)
2, in 2004 (4-7)
2, in 2002 (4-9)
2, in 2000 (3-8)
2, in 1999 (5-6)
2, in 1996 (8-3)
2, in 1984 (4-7-1)
2, in 1975 (8-3)
2, in 1969 (11-0)



## ■ Single-Game Defensive Leaders

### MOST TACKLES

Pl.	Player	(Rk.) Opponent, Date	Tackles
1.	Russell Allen	at Utah*, Oct. 13, 2007	22
2.	Corey Boudreaux	vs. Air Force*, Oct. 11, 2008	21
	Alan Dale	vs. (12) Iowa State, Oct. 10, 1981	21
	Ty Youngs	vs. Iowa State, Nov. 27, 1971	21
5.	Lee Brannon	vs. Hawaii*, Oct. 15, 1988	20
	Whip Walton	vs. Tulsa, Oct. 29, 1977	20
7.	Heath Farwell	at Air Force*, Nov. 13, 2004	19
	Kirk Morrison	at Air Force*, Nov. 13, 2004	19
	Lyndon Earley	at Utah*, Oct. 29, 1988	19
	Jack Eaton	at Utah*, Sept. 17, 1983	19
	Scott Carter	at Miami, Nov. 18, 1978	19
	Scott Carter	at UTEP, Sept. 23, 1978	19

### MOST TACKLES/TWO PLAYERS COMBINED

Pl.	Player	(Rk.) Opponent, Date	Tackles
1.	Corey Boudreaux (21), Andrew Preston (18)	vs. Air Force*, Oct. 11, 2008	39
2.	Heath Farwell (19), Kirk Morrison (19)	vs. Air Force*, Nov. 13, 2004	38
	Ty Youngs (21), Bill Ferguson (17)	vs. Iowa State, Nov. 27, 1971	38
4.	Russell Allen (22), Ray Bass (14)	at Utah, Oct. 13, 2007	36
5.	Bobby Henderson (18), Joe Amaral (16)	vs. Kent State, Sept. 30, 1973	34

### MOST UNASSISTED TACKLES

(since 1972)

Pl.	Player	(Rk.) Opponent, Date	Tackles
1.	Matt McCoy	at (17) Michigan, Sept. 18, 2004	17
2.	Andy Osborne	at Hawaii*, Oct. 25, 1997	15
3.	Corey Boudreaux	vs. Air Force*, Oct. 11, 2008	14
	Rico Curtis	vs. Air Force*, Oct. 2, 1999	14
5.	Nat Berhe	at Nevada*, Oct. 20, 2012	13
	Robert Griffith	at UCLA, Oct. 13, 1990	13
	Mark Sims	vs. Bowling Green, Nov. 23, 1974	13
	Ken Jackson	vs. Pacific*, Nov. 11, 1972	13
9.	Andrew Preston	vs. Air Force*, Oct. 11, 2008	12
	Jomar Butler	at Brigham Young*, Oct. 21, 2000	12
	Jason Moore	at Colorado State*, Oct. 26, 1996	12
	Darrell Lewis	vs. Air Force*, Oct. 24, 1992	12
	Todd Richards	vs. Oregon, Oct. 26, 1985	12

### MOST ASSISTED TACKLES

(since 1979)

Pl.	Player (Rk.)	(Rk.) Opponent, Date	Tackles
1.	Jack Eaton	at Utah*, Sept. 17, 1983	17
	Bill Fairbrother	at Oklahoma State, Sept. 26, 1981	17
	Travis Hitt	vs. New Mexico, Nov. 27, 1976	17
4.	Bill Fairbrother	vs. Hawaii*, Oct. 24, 1981	16
	Scott Carter	at UTEP*, Sept. 23, 1978	16
6.	Alan Dale	vs. (12) Iowa State, Oct. 10, 1981	15
	Whip Walton	vs. Brigham Young, Oct. 2, 1976	15
8.	Whip Walton	vs. UNLV, Oct. 22, 1977	14
9.	Lee Brannon	vs. Hawaii*, Oct. 15, 1988	13
	nine other occasions with		13

### MOST TACKLES FOR LOSS

(since 1979)

Pl.	Player	(Rk.) Opponent, Date	TFL
1.	Michael Duran	at Utah*, Oct. 23, 1999	6.0
2.	Joseph Tuipala	at Hawaii*, Nov. 18, 1995	5.0
3.	Russell Allen	at San José State, Sept. 13, 2008	4.5
	Siaosi Fifita	vs. Wyoming*, Nov. 3, 2007	4.5
5.	Jay Henderson	vs. Northern Illinois, Sept. 30, 2017	4.0
	Calvin Munson	at San José State*, Oct. 17, 2015	4.0
	Miles Burris	vs. Colorado State*, Nov. 6, 2010	4.0
	B.J. Williams	at (17) Brigham Young, Nov. 8, 2008	4.0
	Andy Osborne	at Fresno State*, Nov. 15, 1997	4.0
	Kabeer Gbaja-Biamila	at Wyoming*, Nov. 1, 1997	4.0
	Lou Foster	vs UTEP*, Nov. 24, 1990	4.0
	Ron Spears	vs. UNLV*, Oct. 11, 1980	4.0

### MOST SACKS

(since 1976)

Pl.	Player	(Rk.) Opponent, Date	Sacks
1.	Mike Douglass	at UTEP, Oct. 30, 1976	5.0
2.	Andy Coviello	vs. New Mexico*, Oct. 12, 1991	4.5
3.	Kyle Kelley	vs. Cincinnati, Dec. 24, 2015 (HB)	3.5
	Levi Esene	vs. Brigham Young*, Nov. 29, 1986	3.5
5.	Jay Henderson	vs. Northern Illinois, Sept. 30, 2017	3.0
	Calvin Munson	at San José State*, Oct. 17, 2015	3.0
	Heath Farwell	vs. Nevada, Sept. 25, 2004	3.0
	Blake Lobel	at (17) Michigan, Sept. 18, 2004	3.0
	Kabeer Gbaja-Biamila	vs. Southern Florida, Sept. 4, 1999	3.0
	Kabeer Gbaja-Biamila	vs. UNLV*, Oct. 18, 1997	3.0
	Andy Coviello	vs. Wyoming*, Nov. 2, 1991	3.0
	Eric Duncan	vs. (20) Brigham Young*, Nov. 5, 1988	3.0
	Brett Faryniarz	vs. Colorado State*, Nov. 14, 1987	3.0
	Brett Faryniarz	at Hawaii*, Oct. 31, 1987	3.0
	James Johnson	at UTEP*, Sept. 24, 1983	3.0

### MOST PASSES DEFLECTED/PBU

(since 1979)

Pl.	Player	(Rk.) Opponent, Date	PD
1.	Darrell Lewis	at Hawaii*, Oct. 9, 1993	8
2.	J.J. Whittaker	vs. Nevada*, Oct. 4, 2013	5
3.	Mike Fox	vs. Oklahoma State, Nov. 27, 1982	5
	Mike Fox	vs. (12) Iowa State, Oct. 10, 1981	5
5.	Terrell Maze	vs. Wyoming*, Nov. 19, 2005	4
	seven other occasions with		4

### MOST FORCED FUMBLES

Pl.	Player	(Rk.) Opponent, Date	FF
1.	<b>Noble Hall</b>	<b>at Arizona State, Sept. 9, 2017</b>	<b>2</b>
	11 other occasions with		2

### MOST FUMBLE RECOVERIES

(since 1972)

Pl.	Player	(Rk.) Opponent, Date	FR
1.	Kirk Morrison	at New Mexico*, Nov. 9, 2002	2
	Brad Hicks	vs. New Mexico*, Nov. 17, 1984	2
	Gary Nobles	vs. Long Beach State, Oct. 23, 1982	2
	Terrell Ward	at New Mexico*, Oct. 6, 1979	2
	Kevin Feeney	vs. Arkansas State, Sept. 12, 1976	2
	Rance Olison	vs. (13) Houston, Oct. 6, 1973	2

### MOST INTERCEPTIONS

Pl.	Player	(Rk.) Opponent, Date	Int.
1.	Dick Adair	vs New Mexico State, Oct. 15, 1949	4
2.	Damontae Kazee	vs. San Diego, Sept. 5, 2015	3
	Ed Ricketts	vs. Marines, Oct. 13, 1951	3
4.	<b>Tariq Thompson</b>	<b>vs. New Mexico*, Nov. 24, 2017</b>	<b>2</b>
	<b>Tariq Thompson</b>	<b>vs. Northern Illinois, Sept. 30, 2017</b>	<b>2</b>
	Kameron Kelly	vs. Houston (LVB), Dec. 17, 2016	2
	Damontae Kazee	at Wyoming (MWCG), Dec. 3, 2016	2
	32 others occasions with		2

### MOST INTERCEPTION RETURN YARDAGE

(since 1969)

Pl.	Player	(Rk.) Opponent, Date	Yards
1.	Ricky Parker	at Oklahoma, Sept. 9, 1995	146
2.	Harold Hicks	vs. Hawaii*, Nov. 22, 1986	133
3.	Dave Croudip	vs. Long Beach State, Oct. 23, 1982	100
4.	Terrell Ward	at New Mexico*, Oct. 6, 1979	98
5.	Tory Nixon	at Air Force*, Sept. 1, 1984	97

### MOST INTERCEPTIONS RETURNED FOR A TOUCHDOWN

Pl.	Player	(Rk.) Opponent, Date	TDs
1.	Calvin Munson	vs. San Diego, Sept. 5, 2015	2
2.	<b>Tariq Thompson</b>	<b>vs. Northern Illinois, Sept. 30, 2017</b>	<b>1</b>
	Damontae Kazee	vs. Hawaii*, Nov. 5, 2016	1
	Ron Smith	vs. Hawaii*, Nov. 5, 2016	1
	Malik Smith	at Utah State*, Oct. 28, 2016	1
	Ronley Lakalaka	vs. California, Sept. 10, 2016	1
	Alex Barrett	vs. Cincinnati, Dec. 24, 2015 (HB)	1
	Damontae Kazee	at Colorado State*, Oct. 31, 2015	1
	Calvin Munson	vs. Air Force*, Nov. 21, 2014	1
	49 other occasions with		1



MATT MCCOY

## ■ Individual Records

### Most Total Tackles

**Game:** 22, Russell Allen at Utah, 10/13/07  
**Season:** 198, Rick Carusa, 1980  
**Career:** 407, Whip Walton, 1974-75-76-77

### Most Unassisted Tackles

**Game:** 17, Matt McCoy at Michigan, 9/18/04 (since 1972)  
**Season:** 108, Rick Carusa, 1980 (since 1979)  
**Career:** 241, Kirk Morrison, 2001-02-03-04 (since 1979)

### Most Assisted Tackles

**Game:** 17, three times, most recent: Jack Eaton at Utah\*, 9/17/83 (since 1972)  
**Season:** 93, Alan Dale, 1981 (since 1979)  
**Career:** 161, Russell Allen, 2005-06-07-08 (since 1979)

### Most Tackles For Loss

**Game:** 6, Michael Duran at Utah\*, 10/23/99  
**Season:** 33, Kabeer Gbaja-Biamila, 1998  
**Career:** 67.0, Kabeer Gbaja-Biamila, 1996-97-98-99

### Most Sacks

**Game:** 5.0, Mike Douglass at UTEP, 10/30/76  
**Season:** 21.0, Mike Douglass, 1976  
**Career:** 33.0, Kabeer Gbaja-Biamila, 1996-97-98-99

### Most Interceptions

**Game:** 4, Dick Adair vs. New Mexico State, 10/15/49  
**Season:** 12, Ed Ricketts, 1951  
**Career:** 17, Damontae Kazee, 2013-14-15-16

### Most Interception Return Yardage

**Game:** 146, Ricky Parker at Oklahoma, 9/9/95  
**Season:** 223, Tony Nixon, 1984  
**Career:** 313, Ricky Parker, 1993-94-95-96

### Most Interceptions Returned For TDs

**Game:** 2, Calvin Munson vs. USD, Sept. 5, 2015  
**Season:** 2, Ron Smith, 2016, Calvin Munson, 2015 and Leon McFadden, 2012  
**Career:** 3, Calvin Munson, 2013-14-15-16 and Ricky Parker, 1993-94-95-96

### Most Passes Defended

**Game:** 8, Darrell Lewis at Hawaii\*, 10/9/93  
**Season:** 22, Marlon Andrews, 1990  
**Career:** 39, Leon McFadden, 2009-10-11-12

### Most Forced Fumbles (since 1980)

**Game:** 2, twelve times, most recent: Noble Hall at Arizona State, 9/9/17  
**Season:** 6, Kevin Mitchell, 1980  
**Career:** 11, Robert Griffith, 1990-91-92

### Most Fumble Recoveries (since 1972)

**Game:** 2, seven times, most recent: Kirk Morrison at New Mexico\*, 11/9/02  
**Season:** 6, Kevin Mitchell, 1980  
**Career:** 10, Kirk Morrison, 2001-02-03-04

## ■ Tackles

### SEASON

Pl.	Player, Season	Tackles
1.	Rick Carusa, 1980	198
2.	Damon Pieri, 1991	143
3.	Alan Dale, 1981	140
4.	Whip Walton, 1977	139
5.	Andy Osborne, 1997	137
6.	Scott Carter, 1978	132
7.	Lou Foster, 1991	131
8.	Matt McCoy, 2003	125
	Todd Richards, 1985	125
	Whip Walton, 1976	125

## ■ Annual Total Tackle Leaders

Year	Player	Cl.	NR	CR	UA	AT	Total	TFL	Sacks
1972	Bill Ferguson	Sr.			56	34	90	n/a	n/a
1973	Bobby Henderson	Jr.			88	70	158	n/a	0
1974	Bobby Henderson	Sr.			98	67	165	n/a	0
1975	Travis Hitt	Jr.			69	84	153	n/a	0
1976	Whip Walton	Jr.			82	102	184	n/a	0
1977	Whip Walton	Sr.			97	74	171	n/a	2
1978	Scott Carter	Sr.			71	68	139	n/a	1
1979	Terrell Ward	Sr.			45	50	95	1	0
1980	Rick Carusa	Sr.			108	90	198	7	n/a
1981	Alan Dale	Jr.			47	93	140	3	0.5
1982	Mike Fox	Sr.			54	35	89	4	2
1983	Thomas Carter	Sr.			51	36	87	9	6
1984	Herb Brohn	Sr.			45	42	87	8	2
1985	Todd Richards	Sr.			49	76	125	2	0
1986	Randy Kirk	Sr.			41	83	124	3	1
1987	Brett Faryniarz	Sr.			49	57	106	3	13
1988	Lyndon Earley	Jr.			55	54	109	0	0
1989	John Wesselman	Sr.			90	34	124	12	1
1990	Lou Foster	Jr.			52	32	84	8	0
1991	Damon Pieri	Jr.			95	48	143	3	0
1992	Darrell Lewis	Jr.			67	46	113	0	0
1993	Darrell Lewis	Sr.			67	42	109	4	0
1994	Craigus Thompson	So.			58	43	101	2	2
1995	Craigus Thompson	Jr.			46	53	99	10	0
1996	Jason Moore	Jr.			53	39	92	0	0
1997	Andy Osborne	Sr.			68	69	137	14	4
1998	Rico Curtis	Jr.			52	37	89	3	0
1999	Joey Mayo	Sr.			51	38	89	7	0
2000	Jomar Butler	Jr.			89	23	112	9	2
2001	Will Demps	Sr.			59	33	92	9	0
2002	Kirk Morrison	So.			60	37	97	9	3
2003	Matt McCoy	So.			75	50	125	13	4
2004	Kirk Morrison	Sr.			72	43	115	9	0
2005	Freddy Keiaho	Sr.			68	45	113	11.5	1
2006	Joe Martin	Sr.			58	51	109	7.5	3
2007	Russell Allen	Jr.	33	2	71	48	119	5.5	1
2008	Russell Allen	Sr.	32	4	63	44	107	9.5	2.5
2009	Jerry Milling	Sr.	15	44	31	75	9.5	1.5	1.5
2010	Miles Burris	Jr.	21	54	26	80	20.0	9.5	
2011	Miles Burris	Sr.	15	46	32	78	19.5	8.0	
2012	Nat Berhe	Jr.	10	68	26	94	2.0	0.0	
2013	Nat Berhe	Sr.	16	60	39	99	5.5	1.0	
2014	Josh Gavert	Sr.	19	54	35	89	4.5	1.0	
2015	Calvin Munson	Jr.			45	53	98	15.0	9.5
2016	Calvin Munson	Sr.	68	10	57	59	116	11.0	4.5
2017	Ronley Lakalaka	Jr.	171	20	44	38	82	5.5	3.0



CALVIN MUNSON



## SEASON/SENIOR

(since 1978)

Pl. Player, Season	Tackles
1. Rick Carusa, 1980	198
2. Andy Osborne, 1997	137
3. Lou Foster, 1991	131
4. Todd Richards, 1985	125
5. John Wesselman, 1989	124
Randy Kirk, 1986	124

## SEASON/JUNIOR

(since 1978)

Pl. Player, Season	Tackles
1. Damon Pieri, 1991	143
2. Alan Dale, 1981	140
3. Russell Allen, 2007	119
4. Kirk Morrison, 2003	115
5. Darrell Lewis, 1992	113

## SEASON/SOPHOMORE

(since 1978)

Pl. Player, Season	Tackles
1. Matt McCoy, 2003	125
2. Rico Curtis, 1997	112
3. Craigus Thompson, 1994	101
4. Jason Moore, 1995	99
5. Ricky Parker, 1994	97

## SEASON/FRESHMAN

(since 1979)

Pl. Player, Season	Tackles
1. Morey Paul, 1987	98
2. Joseph Tuipala, 1995	90
3. Larry Maxey, 1989	76
4. Andrew Preston, 2007	72
5. Rico Curtis, 1996	70
Kevin Richey, 1979	70

## SEASON/LINEMAN

(since 1979)

Pl. Player, Season	Tackles
1. Brett Faryniarz, 1987	106
2. Levi Esene, 1986	97
3. Kevin Richey, 1980	86
4. Kabeer Gbaja-Biamila, 1997	82
5. Randy Mastin, 1979	80

## SEASON/SECONDARY

(since 1979)

Pl. Player, Season	Tackles
1. Damon Pieri, 1991	143
2. John Wesselman, 1989	124
3. Darrell Lewis, 1992	113
4. Rico Curtis, 1997	112
Steve Lauter, 1986	112

## CAREER

Pl. Player, Seasons	Tackles
1. Whip Walton, 1974-75-76-77	407
2. Kirk Morrison, 2001-02-03-04	396
3. Russell Allen, 2005-06-07-08	375
4. Rico Curtis, 1996-97-98-99	355
5. Jason Moore, 1994-95-96-97	328
6. Calvin Munson, 2013-14-15-16	301
7. Nat Berhe, 2010-11-12-13	299
8. John Wesselman, 1987-88-89	296
9. Mike Fox, 1979-80-81-82	293
10. Craigus Thompson, 1993-94-95-96	292
11. Chris Johnson, 1990-91-92-93	284

## CAREER/LINEMAN


(since 1979)

Pl. Player, Seasons	Tackles
1. Brett Faryniarz, 1984-85-86-87	261
2. Kevin Richey, 1979-80-81-82	226
3. Kabeer Gbaja-Biamila, 1996-97-98-99	221
4. Brad Hicks, 1982-83-84	205
5. Eric Duncan, 1988-89-90-91	176

## CAREER/SECONDARY

(since 1979)

Pl. Player, Seasons	Tackles
1. Rico Curtis, 1996-97-98-99	355
2. Jason Moore, 1994-95-96-97	328
3. Nat Berhe, 2010-11-12-13	299
4. Mike Fox, 1979-80-81-82	293
5. Chris Johnson, 1990-91-92-93	284



KIRK MORRISON

## ■ Unassisted Tackles

### SEASON

(since 1978)

Pl. Player, Season	Tackles
1. Rick Carusa, 1980	108
2. Damon Pieri, 1991	95
3. John Wesselman, 1989	90
4. Jomar Butler, 2000	89
5. Matt McCoy, 2003	75
6. Brian Berg, 2000	73
7. Kirk Morrison, 2004	72
8. Ricky Parker, 1994	71
Russell Allen, 2007	71
Ray Bass, 2007	71

### CAREER

(since 1979)

Pl. Player, Seasons	Tackles
1. Kirk Morrison, 2001-02-03-04	241
2. Russell Allen, 2005-06-07-08	214
3. Rico Curtis, 1996-97-98-99	199
4. Nat Berhe, 2010-11-12-13	191
5. Damon Pieri, 1990-91-92	186
6. Jason Moore, 1994-95-96-97	184
7. Darrell Lewis, 1991-92-93	176
8. Damontae Kazee, 2013-14-15-16	171
Andrew Preston, 2007-08-09-10	171
John Wesselman, 1987-88-89	171
11. Matt McCoy, 2002-03-04	170

## ■ Assisted Tackles

### SEASON

(since 1979)

Pl. Player, Season	Tackles
1. Alan Dale, 1981	93
2. Randy Kirk, 1986	83
3. Lou Foster, 1991	76
Steve Lauter, 1986	76
Todd Richards, 1985	76
6. Richard Brown, 1986	71
7. Andy Osborne, 1997	68
Bill Fairbrother, 1981	68
9. Levi Esene, 1986	61
10. Mike Fox, 1981	59
Randy Mastin, 1979	59

### CAREER

(since 1979)

Pl. Player, Seasons	Tackles
1. Russell Allen, 2005-06-07-08	161
2. Rico Curtis, 1996-97-98-99	156
3. Kirk Morrison, 2001-02-03-04	155
4. Joseph Tuipala, 1995-96-97-98	144
Jason Moore, 1994-95-96-97	144
6. Calvin Munson, 2013-14-15-16	142
Brett Faryniarz, 1984-85-86-87	142
8. Craigus Thompson, 1993-94-95-96	137
Mike Fox, 1979-80-81-82	137
10. Alan Dale, 1981-82	134
11. Steve Lauter, 1984-85-86	128

## ■ Tackles for Loss

### SEASON

(since 1979)

Pl. Player, Season	TFL
1. Jack Eaton, 1985	24.0
2. Levi Esene, 1984	22.0
Doug Reed, 1982	22.0
4. Kevin Richey, 1979	21.0
Mike Douglass, 1976	21.0
6. Miles Burris, 2010	20.0
Andy Coviello, 1991	20.0
Mike Stevens, 1984	20.0
James Johnson, 1983	20.0
10. Miles Burris, 2011	19.5

### CAREER

Pl. Player, Seasons	TFL
1. Kabeer Gbaja-Biamila, 1996-97-98-99	58.5
2. Kevin Richey, 1979-80-81-82	55.5
3. Miles Burris, 2008-09-10-11	47.0
4. La'Roi Glover, 1992-93-94-95	44.5
5. Adrian Ioja, 1993-94-95-96	43.5
6. Levi Esene, 1984-85-86	41.5
7. Alex Barrett, 2013-14-15-16	40.0
8. Kirk Morrison, 2001-02-03-04	40.0
9. Mike Stevens, 1982-83-84-85	39.5
10. Mike Hooper, 1984-85-86-87	37.5
11. Calvin Munson, 2013-14-15-16	36.5
12. Brett Faryniarz, 1984-85-86-87	35.5

## ■ Sacks

### SEASON

Pl. Player, Season	Sacks
1. Mike Douglass, 1976	21.0
2. Brett Faryniarz, 1987	13.0
3. Kabeer Gbaja-Biamila, 1997	12.5
Andy Coviello, 1991	12.5
5. Kabeer Gbaja-Biamila, 1999	11.0
6. Levi Esene, 1986	10.5
7. Miles Burris, 2010	9.5
Jack Eaton, 1985	9.5
9. Doug Reed, 1982	9.0
Kevin Richey, 1979	9.0

### CAREER

Pl. Player, Seasons	Sacks
1. Kabeer Gbaja-Biamila, 1996-97-98-99	34.0
2. Mike Douglass, 1976-77	26.0
3. Brett Faryniarz, 1984-85-86-87	20.5
4. Alex Barrett, 2013-14-15-16	19.0
Miles Burris, 2008-09-10-11	19.0
6. La'Roi Glover, 1992-93-94-95	18.5
Levi Esene, 1984-85-86	18.5
Kevin Richey, 1979-80-81-82	18.5
9. Calvin Munson, 2013-14-15-16	18.0
10. Adrian Ioja, 1993-94-95-96	17.5
11. Antwan Applewhite, 2004-05-06	17.0
Mit Wilson, 1986-87-88-89	17.0



## ■ Pass Breakups

### SEASON

Pl. Player, Season	PBU
1. Marlon Andrews, 1990	22
2. <b>Ron Smith, 2017</b>	<b>16</b>
3. Leon McFadden, 2011	15
Terry Jackson, 1977	15
5. Jacob Elimimian, 2003	14
Jeff Shoate, 2003	14
Eric Lewis, 1995	14
Ricky Parker, 1995	14
Tory Nixon, 1984	14
10. Damontae Kazee, 2014	13
Ricky Sharpe, 2002	13
Gary Taylor, 1991	13
Herm Edwards, 1975	13

### CAREER

Pl. Player, Seasons	PD
1. Leon McFadden, 2009-10-11-12	39
2. Eric Lewis, 1995-96-97-98	38
Gary Taylor 1989-90-91-92	38
4. Donny Baker, 2003-04-05-06	34
Mario Mitchell, 1985-86-87-88	34
6. Ricky Sharpe, 1999-00-01-02	31
7. Damontae Kazee, 2013-14-15-16	30
8. Jeff Shoate, 2001-02-03	29
Marlon Andrews, 1989-90	29
Mike Fox, 1979-80-81-82	29

## ■ Forced Fumbles

### SEASON

Since 1980

Pl. Player, Season	FF
1. Kevin Mitchell, 1980	6
2. Robert Griffith, 1990	5
Mike Fox, 1982	5
4. Damontae Kazee, 2013	4
Miles Burris, 2010	4
Heath Farwell, 2004	4
Kirk Morrison, 2003	4
Heath Farwell, 2002	4
Jeff Shoate, 2001	4
Andy Osborne, 1997	4
Robert Griffith, 1991	4
Kabeer Gbaja-Biamila, 1996	4

### CAREER

Pl. Player, Seasons	FF
1. Robert Griffith, 1990-91-92	11
2. Heath Farwell, 2002-03-04	9
3. Jake Fely, 2010-11-12-13-14-15	8
Kabeer Gbaja-Biamila, 1996-97-98-99	8
5. Kirk Morrison, 2001-02-03-04	7
6. Damontae Kazee, 2013-14-15-16	6
Kevin Mitchell, 1979-80	6
8. Luke Laolagi, 2006-07-08-09	5
Jonathan Bailes, 2003-04-05-06	5
La'Roi Glover, 1992-93-94-95	5
Mario Mitchell, 1985-86-87-88	5
Ramondo Stallings, 1990-91-92-93	5

## ■ Fumble Recoveries

### SEASON

Pl. Player, Season	FR
1. Kevin Mitchell, 1980	6
2. Kirk Morrison, 2002	5
3. Lou Foster, 1991	4
Ken Moore, 1983	4
Bob Epps, 1979	4
6. Derek Largent, 2012	3
Miles Burris, 2011	3
10 others tied at	3

### CAREER

Pl. Player, Seasons	FR
1. Kirk Morrison, 2001-02-03-04	10
2. Kevin Mitchell, 1979-80	7
3. Lou Foster, 1990-91	6
Thomas Carter, 1982-83	6
5. Jake Fely, 2010-11-12-13-14-15	5
Lyndon Earley, 1986-87-88	5
Brad Hicks, 1982-83-84	5
Steve Lauter, 1984-85-86	5
Rick Carusa, 1979-80	5
Bob Epps, 1979-80	5

## ■ Blocked Kicks

### SEASON

Pl. Player, Season	Blk.
1. Brad Burton, 1989	3
2. Scott Graves, 2013	2
Leon McFadden, 2009	2
Freddy Keiaho, 2002	2
Robert Griffith, 1991	2
John Wesselman, 1989	2
Alfred Jackson, 1985	2

### CAREER

Pl. Player, Seasons	Blk.
1. Freddy Keiaho, 2002-03-04-05	4
Brad Burton, 1986-87-88-89	4
3. John Wesselman, 1987-88-89	3
4. Sam Meredith, 2011-12-13-14	2
Scott Graves, 2012-13	2
Leon McFadden, 2009-10-11-12	2
Robert Griffith, 1990-91-92	2
Alfred Jackson, 1985-86-87-88	2

## ■ Interceptions

### SEASON

Pl. Player, Season	Int.
1. Ed Ricketts, 1951	12
2. Damontae Kazee, 2015	8
Tom Deckert, 1969	8
4. Damontae Kazee, 2016	7
Larry Parker, 2011	7
Galen Pavelko, 1969	7
Fred Bates, 1950	7
8. Ricky Parker, 1995	6
John Wesselman, 1989	6
Vernon Dean, 1981	6
Terry Jackson, 1977	6
Monte Jackson, 1974	6
John Beck, 1967	6
David Lawson, 1964	6
Verne Dodds, 1954	6
Ed Fletcher, 1952	6

## ■ Annual Interception Leaders

Year	Player	Cl.	NR	CR	No.	Yds.	Avg.	TDs
1950	Fred Bates	Sr.			7	47	6.7	0
1951	Ed Ricketts	Sr.			12	172	14.6	1
1952	Ed Fletcher	Sr.			6	67	11.2	0
1953	Verne Dodds	Jr.			4	29	7.3	0
1954	Verne Dodds	Sr.			6	31	5.2	0
1955	Jim Pyles	So.			2	38	19.0	0
	Claude Lewis	Jr.			2	0	0.0	0
1956	Jay Gutowski	Sr.			3	65	21.7	0
	Claude Lewis	Sr.			3	47	15.7	0
1957	Joe Duke	So.			5	31	6.2	0
1958	Bob Ball	So.			4	53	13.3	0
1959	Dick Morris	Jr.			3	57	19.0	0
1960	not available							
1961	Neal Petties	So.			3	18	6.0	0
1962	Larry Korsmeier	Sr.			5	11	2.0	0
1963	Jim Allison	Jr.			5	58	11.6	0
1964	David Lawson	Sr.			6	22	3.7	0
1965	Cliff Kinney	Sr.			3	57	19.0	0
1966	John Williams	Sr.			5	46	9.2	0
1967	John Beck	Sr.			6	40	6.7	0
1968	Nate Wright	Sr.			5	39	7.8	0
1969	Tom Deckert	Jr.		3	8	36	4.5	0
1970	Willie Buchanon	Jr.			4	47	11.8	1
1971	Willie Buchanon	Sr.		5	5	42	8.4	0
1972	Ken Jackson	Sr.			4	61	15.3	0
1973	Bobby Henderson	Jr.		2	5	77	15.4	0
1974	Monte Jackson	Sr.		1	6	160	26.7	0
1975	Ed Kertel	Sr.		3	5	114	22.8	0
1976	Gary Marshall	Sr.			3	77	25.7	1
1977	Terry Jackson	Sr.			6	102	17.0	1
1978	Steve Jorde	Sr.			3	61	20.3	0
1979	Reuben Henderson	Jr.			4	1	0.3	0
1980	Rick Boyer	Jr.			3	65	21.7	0
1981	Vernon Dean	Sr.		1	6	89	14.8	0
1982	Trent Collins	Jr.			4	94	23.5	0
	Gary Nobles	Sr.			4	5	1.3	0
1983	Tory Nixon	Jr.			4	10	2.5	0
1984	Tory Nixon	Sr.			5	223	44.6	2
1985	Steve Lauter	Jr.			2	5	2.5	0
	Ellis Powers	Jr.			2	2	1.0	0
1986	Steve Lauter	Sr.			4	51	12.8	0
1987	Clarence Nunn	Sr.			3	12	4.0	0
1988	Casey Copeland	Sr.			3	14	4.7	0
	Lyndon Earley	Jr.			3	14	4.7	0
1989	John Wesselman	Sr.		2	6	75	12.5	0
1990	Gary Taylor	So.			4	0	0.0	0
1991	Damon Pieri	Jr.		4	3	32	10.7	0
1992	Darrell Lewis	Jr.			4	80	20.0	1
1993	Chris Johnson	Sr.			3	85	28.3	1
1994	Eric Sutton	Sr.			3	64	21.3	0
1995	Ricky Parker	Jr.	17	2	6	199	33.2	1
1996	Jason Moore	Jr.	14	4	5	154	30.8	1
1997	Aazaar Abdul-Rahim	Jr.		14	3	0	0.0	0
1998	Rico Curtis	Jr.		8	3	20	6.7	0
1999	Aazaar Abdul-Rahim	Sr.		10	3	16	5.3	0
2000	Will Demps	Jr.		9	2	43	21.5	1
	Donte Gamble	Jr.		6	2	6	3.0	0
2001	Garret Pavelko	Sr.	34	4	4	40	10.0	0
2002	Kirk Morrison	So.		7	3	91	30.3	1
	Ricky Sharpe	Sr.		7	3	37	12.3	1
	Marviel Underwood	So.		7	3	10	3.3	0
2003	Jacob Elimimian	So.	50	3	4	106	26.5	1
2004	Josh Dean	Sr.	86	7	3	0	0.0	0
2005	Marcus Demps	Sr.	42	3	4	46	11.5	1
2006	Donny Baker	Sr.		3	3	24	8.0	0
2007	Vonnie Holmes	Jr.	61	3	4	65	16.2	1
	Aaron Moore	So.	61	3	4	18	4.5	0
2008	Jose Perez	So.		11	2	9	4.5	0
	Corey Boudreaux	Sr.		12	2	120	60.0	1
2009	Luke Laolagi	Sr.		8	3	82	27.3	0
2010	Andrew Preston	Sr.		3	69	23.0	0	
2011	Larry Parker	Sr.	4	1	7	57	8.1	0
2012	Eric Pinkins	Jr.		5	3	70	23.3	1
	Leon McFadden	Sr.		5	3	124	41.3	2
2013	J.J. Whittaker	So.		12	3	29	9.7	1
2014	Calvin Munson	So.	45	5	4	146	36.5	1
2015	Damontae Kazee	Jr.	2	1	8	58	7.2	1
2016	Damontae Kazee	Sr.	5	2	7	156	22.3	1
2017	<b>Tariq Thompson</b>	<b>Fr.</b>	<b>15</b>	<b>1</b>	<b>5</b>	<b>83</b>	<b>16.6</b>	<b>1</b>

NR - national ranking in interceptions per game. CR - conference ranking in interceptions per game.



## CAREER

Pl. Player, Seasons	Int.
1. Damontae Kazee, 2013-14-15-16	17
2. Jack Kaiser, 1946-47-48	14
3. Jason Moore, 1994-95-96-97	13
Bob Tomlinson, 1946-47-48-49	13
5. Ed Ricketts, 1950-51	12
Dick Adair, 1947-48-49	12
7. Tom Deckert, 1969, 1971	11
Dick Morris, 1958-59-60	11
Verne Dodds, 1952-53-54	11
10. Kameron Kelly, 2014-15-16-17	10
Ricky Parker, 1993-94-95-96	10
Terry Jackson, 1975-76-77	10

## ■ Interception Return Yards

### CAREER

Pl. Player, Seasons	Yards
1. Ricky Parker, 1993-94-95-96	355
2. Bob Tomlinson, 1946-47-48-49	269
3. Calvin Munson, 2013-14-15-16	244
4. Jason Moore, 1994-95-96-97	237
5. Tony Nixon, 1983-84	233
6. Monte Jackson, 1973-74	224
7. Damontae Kazee, 2013-14-15-16	214
8. Leon McFadden, 2009-10-11-12	186
9. Eldridge Cooks, 1961-62-63	177
George Coleman, 1946-47-48	177
11. Harold Hicks, 1986-87	176

## ■ Interceptions Returned for TD

### SEASON

Pl. Player, Season	TDs
1. Ron Smith, 2016	2
Calvin Munson, 2015	2
Leon McFadden, 2012	2
Tony Nixon, 1984	2
4. 53 players tied with	1

### CAREER

Pl. Player, Seasons	TDs
(since 1969)	
1. Calvin Munson, 2013-14-15-16	3
Ricky Parker, 1993-94-95-96	3
3. Ron Smith, 2016	2
Damontae Kazee, 2013-14-15-16	2
Leon McFadden, 2009-10-11-12	2
Ricky Sharpe, 1999-00-01-02	2
Will Demps, 1999-00-01	2
Tory Nixon, 1983-84	2
Thomas Hayes, 1969-70	2
Leon Van Gorkum, 1969-70	2

## ■ Division I Era Team Records

### FEWEST FIRST DOWNS ALLOWED

Pl. Opponent	Date	First Downs
1. vs. Fresno State*	10/3/15	6
vs. UC Santa Barbara*	10/25/69	6
2. at Long Beach State	11/20/76	7
vs. Fresno State*	10/31/70	7
vs. San José State*	10/17/70	7
5. at San José State*	11/4/17	8
vs. New Hampshire	9/3/16	8
vs. New Mexico*	11/5/11	8
vs. North Carolina	12/19/98	8
vs. Fresno State*	11/7/98	8
at Fresno State*	10/11/75	8
at North Texas	11/2/74	8
12. vs. (19) Stanford	9/16/17	9
vs. UNLV*	10/8/16	9
vs. Eastern Illinois	10/6/01	9
at Colorado State*	9/22/01	9
vs. CSUN	9/4/93	9
vs. Arkansas State	9/12/76	9
vs. Fresno State*	10/28/72	9
vs. Oregon State	9/8/72	9
at Fresno State*	10/30/71	9
at UC Santa Barbara*	10/16/71	9
at Pacific*	11/17/70	9
vs. Cal State L.A.*	9/27/69	9
<i>in a Mountain West game</i>		
vs. Fresno State	10/3/15	6
<i>against a nationally ranked opponent</i>		
vs. (19) Stanford	9/16/17	9

### FEWEST YARDS PER RUSH ALLOWED

Pl. Opponent	Date	YPR
1. vs. Cal State L.A.*	9/27/69	-1.63
2. at Brigham Young*	9/16/95	-0.62
3. at San José State*	10/4/69	-0.24
4. at North Texas	9/19/70	-0.14
5. at Brigham Young*	11/11/78	-0.12
6. at Kansas	9/25/99	0.00
7. vs. Hawaii*	11/22/86	0.04
8. at California	9/18/82	0.06
9. vs. San José State*	10/17/70	0.07
10. vs. Fresno State*	10/31/70	0.13
<i>in a Mountain West game</i>		
vs. Fresno State*	10/3/15	0.55
<i>against a nationally ranked opponent</i>		
vs. (13) Brigham Young*	11/6/99	1.22

### LOWEST PASSING COMPLETION PERCENTAGE ALLOWED

Pl. Opponent	Date	Pct.
1. vs. Cal State L.A.*	9/26/70	11.11
2. vs. West Texas State	11/4/72	11.76
3. at Colorado State*	10/20/79	14.29
4. vs. UNLV*	10/8/16	15.38
5. at Wyoming*	10/14/78	16.67
at (19) Iowa State	9/16/78	16.67
7. at North Texas	9/19/70	17.24
8. vs. Arizona	11/10/79	19.05
9. at Hawaii*	10/5/91	19.23
10. vs. Utah State	11/30/74	20.00
at Fresno State*	10/30/71	20.00
<i>in a Mountain West game</i>		
vs. UNLV*	10/8/16	15.38
<i>against a nationally ranked opponent</i>		
at (19) Iowa State	9/16/78	16.67

## LOWEST PASSING EFFICIENCY RATING ALLOWED

Pl. Opponent	Date	Rating
1. vs. Army (AFB)	12/23/17	-12.40
2. vs. Arizona	11/10/79	-8.57
3. vs. Cal State L.A.*	9/26/70	-6.44
4. vs. West Texas State	11/4/72	1.58
5. vs. UNLV*	10/8/16	5.82
6. at North Texas	9/19/70	15.33
7. at Fresno State*	10/30/71	20.46
8. at Colorado State*	10/20/79	21.49
9. at San José State*	11/15/75	22.88
10. at UT Arlington	10/18/69	23.23
<i>in a Mountain West game</i>		
vs. UNLV*	10/8/16	5.82
<i>against a nationally ranked opponent</i>		
vs. (18) Air Force*	12/3/83	33.60

## LOWEST YARDS PER PLAY ALLOWED

Pl. Opponent	Date	Yards/Play
1. at North Texas	9/19/70	0.82
2. vs. Cal State L.A.*	9/26/70	1.70
3. vs. San José State*	10/17/70	1.83
4. vs. Cal State L.A.*	9/27/69	1.84
5. vs. Fresno State*	10/3/15	1.89
6. at Oregon State	9/13/75	2.20
7. at Fresno State*	10/30/71	2.21
8. at Fresno State*	10/11/75	2.38
9. vs. Pacific*	10/9/71	2.43
10. at Brigham Young*	11/11/78	2.44
vs. UC Santa Barbara*	11/14/70	2.44
<i>in a Mountain West game</i>		
vs. Fresno State*	10/3/15	1.89
<i>against a nationally ranked opponent</i>		
at (2) Ohio State	9/6/03	3.44

## MOST TURNOVERS FORCED

Pl. Opponent	Date	Turnovers
1. vs. North Texas	11/24/73	10
2. vs. Wyoming*	11/17/01	9
vs. North Texas	12/4/71	9
4. vs. Long Beach State	10/23/82	8
vs. Utah*	11/29/80	8
vs. Arizona	11/10/79	8
vs. Kent State	9/30/73	8
at UT Arlington	10/18/69	8
at San José State*	10/4/69	8
10. at UTEP*	10/28/95	7
5 other occasions with		7
<i>in a Mountain West game</i>		
at Air Force*	11/13/04	6
<i>against a nationally ranked opponent</i>		
at (7) at Miami	11/18/99	6

SDSU is 15-0 in the Division I era when forcing at least seven turnovers and 29-1-1 when forcing six-plus.



RON SMITH

# Punt Returns



EIGHT STRAIGHT BOWL GAME APPEARANCES ► 21 CONFERENCE CHAMPIONSHIPS

**Bold** indicates record set by a current Aztec  
\* - Indicates conference game

## ■ Team Records

### Most Returns

**Game:** 10, vs. San José State\*, 10/17/70 and Cal Western, 11/27/66  
**Season:** 54, in 1970 (9-2)

### Most Return Yardage

**Game:** 158, vs. Utah\*, 10/24/98  
**Season:** 483, in 1969 (11-0)

### Highest Return Average Per Return

**Game:** 46.0, (3) at Utah, 9/17/83 (min. 3)  
**Season:** 18.8, in 1998 (7-5)

### Most Returns for Touchdowns

**Game:** 1, many times, most recent: vs. Nevada\*, 11/18/17  
**Season:** 3, in 1998 and 1975

## ■ Individual Records

### Most Returns

**Game:** 10, T.C. Wright at Hawai'i\*, 10/5/91  
**Season:** 36, Ray Peterson, 1992  
**Career:** 87, Monty Gilbreath, 1986-87-88-89

### Most Return Yards

**Game:** 138, Jim Sandusky at Utah\*, 9/17/83  
**Season:** 381, Jim Sandusky, 1983  
**Career:** 1,201, Ray Peterson, 1992-93-94-95

### Highest Return Average

**Game:** 46.0, Jim Sandusky at Utah\*, 9/17/83 (min. 3)  
**Season:** 19.1, Jim Sandusky, 1983  
**Career:** 20.7, Volney Quinlan, 1951

### Most Returns For TDs

**Game:** 1, many times, most recent: Rashaad Penny vs. Nevada, 11-18-17  
**Season:** 2, four times, most recent: Tim Vizzi, 2013  
**Career:** 3, Ray Peterson, 1992-93-94-95

## ■ Attempts

### SEASON

Pl.	Player, Season	Number
1.	T.C. Wright, 1991	39
2.	Ray Peterson, 1992	32
3.	Quest Truxton, 2016	30
	Kyle Conerly, 2003	30
	Ray Peterson, 1993	30
	Jon Robertson, 1970	30
7.	Webster Slaughter, 1986	29
	Mel Jacobs, 1975	29
9.	Donte Gamble, 2001	28
	Sean Pierce, 2000	28
11.	Monty Gilbreath, 1988	27

## CAREER

Pl.	Player, Seasons	Number
1.	Ray Peterson, 1992-93-94-95	96
2.	Monty Gilbreath, 1986-87-88-89	86
3.	Kyle Conerly, 2001-02-03-04	63
4.	Quest Truxton, 2016-17	53
5.	Tom Deckert, 1969, 1971	50
6.	Michael Franklin, 2002-03-04-05	47
7.	Ken Mathis, 1976-77	43
8.	Sean Pierce, 1997-99-00	42
9.	Mel Jacobs, 1974-75	40
10.	T.C. Wright, 1990-91	39
11.	Lloyd Mills, 2013-14-15	33

## ■ Yards

### SEASON

Pl.	Player, Season	Yards
1.	Jim Sandusky, 1983	381
2.	T.C. Wright, 1991	376
3.	Ray Peterson, 1992	361
4.	Tom Deckert, 1969	346
5.	Leandrew Childs, 1996	332
6.	Ray Peterson, 1993	330
7.	Ray Peterson, 1995	320
8.	Volney Quinlan, 1951	311
9.	Damon Gourdine, 1998	294
10.	Art Preston, 1949	283

## CAREER

Pl.	Player, Seasons	Yards
1.	Ray Peterson, 1992-93-94-95	1,201
2.	Monty Gilbreath, 1986-87-88-89	835
3.	Kyle Conerly, 2001-02-03-04	599
4.	Nate Wright, 1967-68	526
5.	Tom Deckert, 1969, 1971	479
6.	Quest Truxton, 2016-17	465
7.	Art Preston, 1949-50-51	462
8.	Art Delvaux, 1963-64	438
9.	Jim Sandusky, 1983	381
10.	T.C. Wright, 1990-91	376
11.	Ed Fletcher, 1951-52	362

## ■ Touchdowns

### SEASON

Pl.	Player, Season	Number
1.	Tim Vizzi, 2013	2
	Damon Gourdine, 1998	2
	Ray Peterson, 1994	2
	Mike Fox, 1985	2

## CAREER

Pl.	Player, Seasons	Number
1.	Ray Peterson, 1992-93-94-95	3
2.	Tim Vizzi, 2012-13	2
	Damon Gourdine, 1997-98-99	2
	Mike Fox, 1979-80-81-82	2

## ■ Single-Game Punt Return Leaders

### MOST YARDS

Pl.	Player	(Rk.) Opponent, Date	No.	Yards	Avg.	TD
1.	Jim Sandusky	at Utah*, Sept. 17, 1983	3	138	46.0	1
2.	Ray Peterson	vs. CSUN, Sept. 4, 1993	8	136	17.0	0
3.	Ray Peterson	vs. San José State*, Oct. 21, 1995	5	129	25.8	0
4.	Eric Lewis	vs. San José State*, Nov. 8, 1997	6	128	21.3	1
5.	T.C. Wright	vs. Long Beach State, Sept. 8, 1991	6	127	21.2	0
6.	Damon Gourdine	vs. Utah*, Oct. 24, 1998	3	120	40.0	1
7.	Craig Scoggins	vs. Cal Western, Nov. 27, 1965	7	112	16.0	0
8.	T.C. Wright	at Hawai'i*, Oct. 5, 1991	10	108	10.8	0
9.	Kyle Conerly	vs. UNLV*, Oct. 26, 2002	4	107	26.8	1
10.	Lloyd Mills	vs. South Alabama, Sept. 19, 2015	5	106	21.2	0

### MOST ATTEMPTS

Pl.	Player	(Rk.) Opponent, Date	No.	Yards	Avg.	TD
1.	T.C. Wright	at Hawai'i*, Oct. 5, 1991	10	108	10.8	0
2.	Ray Peterson	vs. CSUN, Sept. 4, 1993	8	136	17.0	0
	Tom Deckert	vs. Utah State, Oct. 22, 1971	6	21	3.5	0
4.	Michael Franklin	vs. San José State, Sept. 24, 2005	6	43	7.2	0
	Donte Gamble	at Colorado State*, Sept. 22, 2001	6	4	0.7	0
	Eric Lewis	vs. San José State*, Nov. 8, 1997	6	128	21.3	1
	T.C. Wright	vs. Long Beach State, Sept. 8, 1991	6	127	21.2	0
8.	Quest Truxton	at Hawai'i*, Oct. 28, 2017	5	44	8.8	0
	Quest Truxton	at UNLV*, Oct. 7, 2017	5	54	10.8	0
	Quest Truxton	vs. UNLV*, Oct. 8, 2016	5	44	8.8	0
	Lloyd Mills	vs. South Alabama, Sept. 19, 2015	5	106	21.2	0
	Michael Franklin	vs. Wyoming*, Nov. 19, 2005	5	13	2.6	0
	Kyle Conerly	vs. Colorado State*, Oct. 16, 2004	5	37	7.4	0
	Kyle Conerly	at UNLV*, Nov. 8, 2003	5	56	11.2	0
	Michael Franklin	at Idaho, Sept. 21, 2002	5	44	8.8	0



TIM VIZZI

# Kickoff Returns



EIGHT STRAIGHT BOWL GAME APPEARANCES ► 21 CONFERENCE CHAMPIONSHIPS

**Bold** indicates record set by a current Aztec  
 \* - Indicates conference game  
 ^ - Indicates Division I era record

## ■ Team Records

### Most Returns

**Game:** 9, five times, most recent:  
 vs. (24) Cincinnati, 9/29/07  
**Season:** 64, in 1987 (5-7)

### Most Return Yardage

**Game:** 218, at Cal State L.A.\*, 10/19/63  
**Season:** 1,418, in 1988 (3-8)

### Highest Return Average Per Return

**Game:** 48.3, (3) vs. (20) Brigham Young\*,  
 11/5/88 (min. 3)  
**Season:** 29.1 in 2015 (11-3)

### Most Returns for Touchdowns

**Game:** 2 at Wyoming, 11/19/16  
**Season:** 4 in 2017 (10-3)

## ■ Individual Records

### Most Returns

**Game:** 8, Vincent Brown vs. (24) Cincinnati,  
 9/29/07 and Ray Bass at TCU\*, 11/18/06  
**Season:** 40, Monty Gilbreath, 1987  
**Career:** 92, Colin Lockett, 1986-87-88-89

### Most Return Yards

**Game:** 188, Ray Bass at TCU\*, 11/18/06  
**Season:** 880, Monty Gilbreath, 1987  
**Career:** 2,449 Rashaad Penny, 2014-15-16-17

### Highest Return Average

**Game:** 48.3, Patrick Rowe vs. Brigham Young,  
 11/5/88 (min. 3)  
**Season:** 32.8, Mike Fox, 1980  
**Career:** 30.2 Rashaad Penny, 2014-15-16-17

### Most Returns For TDs

**Game:** 1, many times, most recent:  
 Jwan Washington, vs. Army (AFB),  
 12/23/17  
**Season:** 3, Rashaad Penny, 2015  
**Career:** 7, Rashaad Penny, 2014-15-16-17

## ■ Attempts

### SEASON

Pl.	Player, Season	Number
1.	Monty Gilbreath, 1987	40
2.	Curtis Shearer, 1994	33
3.	Darnay Scott, 1991	32
4.	Colin Lockett, 2013	31
	Colin Lockett, 2011	31
	Patrick Rowe, 1988	31
7.	Colin Lockett, 2012	30
	Davion Mauldin, 2009	29
	Michael Franklin, 2005	29
	Donte Gamble, 2001	29

### CAREER

Pl.	Player, Seasons	Number
1.	Colin Lockett, 2010-11-12-13	92
2.	Rashaad Penny, 2014-15-16-17	81
3.	Monty Gilbreath, 1986-87-88-89	74
4.	Darnay Scott, 1991-92-93	64
5.	Davion Mauldin, 2008-09	55
6.	Patrick Rowe, 1987-88-90-91	49
7.	Mekell Wesley, 2006-07-08-09	48

8.	Curtis Shearer, 1992-93-94	47
9.	Michael Franklin, 2002-03-04-05	46
10.	Brandon Davis, 2008-09-10-11	43

## ■ Yards

### SEASON

Pl.	Player, Season	Yards
1.	Monty Gilbreath, 1987	880
2.	Rashaad Penny, 2015	804
3.	Patrick Rowe, 1988	799
4.	Colin Lockett, 2012	777
5.	Colin Lockett, 2013	761
6.	Darnay Scott, 1991	680
7.	Colin Lockett, 2011	678
8.	Davion Mauldin, 2009	636
9.	Curtis Shearer, 1994	630
10.	Rashaad Penny, 2015	624

### CAREER

Pl.	Player, Seasons	Yards
1.	Rashaad Penny, 2014-15-16-17	2,449
2.	Colin Lockett, 2010-11-12-13	2,216
3.	Monty Gilbreath, 1986-87-88-89	1,505
4.	Darnay Scott, 1991-92-93	1,397
5.	Patrick Rowe, 1987-88-90-91	1,232
6.	Davion Mauldin, 2008-09	1,224
7.	Mekell Wesley, 2006-07-08-09	1,020
8.	Phil Smith, 1981-82	1,003
9.	Az Hakim, 1994-95-96-97	999
10.	Brandon Davis, 2008-09-10-11	952

## ■ Single-Game Kickoff Return Leaders

### MOST YARDS

Pl.	Player	(Rk.) Opponent, Date	No.	Yards	Avg.	TD
1.	Ray Bass	at TCU, Nov. 18, 2006	8	188	23.5	0
2.	Mekell Wesley	at UNLV, Nov. 10, 2007	5	178	35.6	1
3.	Mike Fox	vs. New Mexico*, Nov. 22, 1980	5	171	34.2	0
4.	Davion Mauldin	vs. Brigham Young*, Oct. 17, 2009	6	160	26.7	0
5.	Darnay Scott	vs. UCLA, Sept. 26, 1991	6	159	26.5	0
6.	Patrick Rowe	vs. Hawaii*, Oct. 15, 1988	7	157	22.4	0
7.	Patrick Rowe	vs. Wyoming*, Oct. 8, 1988	5	154	30.8	0
8.	Davion Mauldin	vs. (6) TCU*, Nov. 7, 2009	8	151	18.9	0
9.	Vincent Brown	at Washington State, Sept. 8, 2007	6	146	24.3	0
10.	Patrick Rowe	vs. (20) Brigham Young*, Nov. 5, 1988	3	145	48.3	0
	Monty Gilbreath	at Brigham Young*, Nov. 7, 1988	7	145	20.7	0

### MOST ATTEMPTS

Pl.	Player	(Rk.) Opponent, Date	No.	Yards	Avg.	TD
1.	Davion Mauldin	vs. (6) TCU*, Nov. 7, 2009	8	151	18.9	0
	Vincent Brown	vs. (24) Cincinnati, Sept. 29, 2007	8	142	17.8	0
	Ray Bass	at TCU*, Nov. 18, 2006	8	188	23.5	0
4.	Colin Lockett	at Fresno State*, Sept. 29, 2012	7	102	14.8	0
	Michael Franklin	at Hawaii, Dec. 4, 2005	7	113	16.1	0
	Michael Franklin	vs. New Mexico*, Oct. 22, 2005	7	129	18.4	0
	Darnay Scott	vs. Brigham Young*, Nov. 16, 1991	7	104	14.9	0
	Patrick Rowe	vs. Hawaii*, Oct. 15, 1988	7	157	22.4	0
	Monty Gilbreath	at Brigham Young*, Nov. 7, 1987	7	145	20.7	0
	Monty Gilbreath	at (3) UCLA, Sept. 5, 1987	7	136	19.4	0



RASHAAD PENNY





**Bold** indicates record set by a current Aztec  
\* - Indicates conference game

## ■ Team Records

### Most Punts

**Game:** 12, four times, most recent:  
at Wisconsin, 9/16/06  
**Season:** 86, in 1980 (4-8)

### Fewest Punts

**Game:** 0, many times, most recent:  
at San José State\*, 11/4/17  
**Season:** 25, 1959 (1-6-1)

### Most Yardage

**Game:** 543, Wayne Ross vs. Brigham Young\*,  
11/29/86  
**Season:** 3,435, 1980 (4-8)

### Highest Average Per Punt

**Game:** 53.0 (6), at Brigham Young\*, 9/16/95 (min. 3)  
**Season:** 44.8, in 2005 (5-7)

## ■ Individual Records

### Most Punts

**Game:** 12, Michael Hughes at Wisconsin, 9/16/06,  
Wayne Ross vs. Brigham Young\*, 11/29/86,  
and John Beck vs. Tennessee State, 9/15/67  
**Season:** 84, Mike Jezulin, 1980  
**Career:** 248, vs. Wayne Ross, 1984-85-86-87

### Most Yards

**Game:** 543, Wayne Ross vs. Brigham Young\*,  
11/29/86  
**Season:** 3,435, Mike Jezulin, 1980  
**Career:** 10,556, Brian Stahovich, 2008-09-10-11

### Highest Average

**Game:** 54.8, Mike Saxon vs. Brigham Young\*,  
10/22/83 (min. 6)  
**Season:** 46.5, Noel Prefontaine, 1996  
**Career:** 44.7, Noel Prefontaine, 1995-96

## ■ Attempts

### SEASON

Pl. Player, Season	Number
1. Mike Jezulin, 1980	84
2. Tanner Blain, 2015	77
3. Wayne Ross, 1984	73
4. Michael Hughes, 2007	72
5. Brian Stahovich, 2008	71
6. Seth Santoro, 2003	70
7. Wayne Ross, 1986	69
Willie Buchanon, 1971	69
9. Michael Hughes, 2005	67
10. Don Copeland, 1997	65
Scott Oatsvall, 1992	65

### CAREER

Pl. Player, Seasons	Number
1. Wayne Ross, 1984-85-86-87	248
2. Brian Stahovich, 2008-09-10-11	246
3. Michael Hughes, 2004-05-06-07	230
4. Brian Simnjanovski, 1999-00-01-02	178
5. Tanner Blain, 2015-16	140
Tim Thorn, 1972-73-74	140
7. Mike Jezulin, 1980-81	139
8. Willie Buchanon, 1970-71	129
9. Don Copeland, 1997-98	126
10. Joel Alesi, 2012-13-14	117
11. Ed Kaszycki, 1993-94	109

## ■ Yards

### SEASON

Pl. Player, Season	Yards
1. Mike Jezulin, 1980	3,435
2. Michael Hughes, 2007	3,163
3. Wayne Ross, 1984	3,128
4. Tanner Blain, 2015	3,102
5. Seth Santoro, 2003	2,915
6. Brian Stahovich, 2008	2,812
7. Don Copeland, 1997	2,797
8. Wayne Ross, 1986	2,782
9. Brian Simnjanovski, 2001	2,747
10. Brian Stahovich, 2009	2,674

### CAREER

Pl. Player, Seasons	Yards
1. Brian Stahovich, 2008-09-10-11	10,556
2. Wayne Ross, 1984-85-86-87	10,402
3. Michael Hughes, 2004-05-06-07	9,768
4. Brian Simnjanovski, 1999-00-01-02	7,627
5. Mike Jezulin, 1980-81	5,794
6. Tanner Blain, 2015-16	5,704
7. Don Copeland, 1997-98	5,318
8. Tim Thorn, 1972-73-74	5,157
9. Willie Buchanon, 1970-71	4,751
10. Noel Prefontaine, 1995-96	4,469
11. Joel Alesi, 2012-13-14	4,450

## ■ Average

### SEASON

Pl. Player, Season (No.-Yds.)	Avg.
1. Noel Prefontaine, 1996 (48-2,234)	46.54
2. Mike Saxon, 1983 (57-2,592)	45.47
3. Brian Stahovich, 2010 (53-2,406)	45.39
4. Michael Hughes, 2005 (67-3,003)	44.82
5. Michael Hughes, 2007 (72-3,163)	43.93
6. Brian Stahovich, 2009 (61-2,674)	43.84
7. Brian Stahovich, 2011 (61-2,669)	43.75
8. Brian Simnjanovski, 2001 (63-2,747)	43.60
9. Don Copeland, 1997 (65-2,797)	43.03
10. Noel Prefontaine, 1995 (52-2,235)	42.98

### CAREER

(minimum 90 attempts)

Pl. Player, Seasons	Avg.
1. Noel Prefontaine, 1995-96	44.7
2. Mike Saxon, 1982-83	44.1
3. Brian Stahovich, 2008-09-10-11	42.9
4. Brian Simnjanovski, 1999-00-01-02	42.8
5. Michael Hughes, 2004-05-06-07	42.5
6. Don Copeland, 1997-98	42.2
7. Wayne Ross, 1984-85-86-87	41.9
8. Mike Jezulin, 1980-81	41.7
9. Joe Santos, 1988-89	40.8
10. Tanner Blain, 2015-16	40.7

## ■ Single-Game Punting Leaders

### MOST YARDS

Pl.	Player	(Rk.) Opponent, Date	No.	Yards	Avg.
1.	Wayne Ross	vs. Brigham Young*, Nov. 29, 1986	12	543	45.3
2.	Michael Hughes	at (9) Ohio State, Sept. 17, 2005	11	483	43.9
3.	Mike Jezulin	vs. New Mexico*, Nov. 22, 1980	11	482	43.8
4.	Michael Hughes	vs. Wyoming*, Nov. 3, 2007	10	481	48.1
5.	John Beck	vs. Tennessee State, Sept. 15, 1967	12	479	39.9
6.	Michael Hughes	at Wisconsin, Sept. 16, 2006	12	478	39.8
7.	Brian Stahovich	at Missouri, Sept. 18, 2010	10	456	45.6
8.	Joe Santos	at (7) Miami, Nov. 18, 1989	11	437	39.7
9.	Don Copeland	at Air Force*, Sept. 27, 1997	9	432	48.0
10.	Wayne Ross	at (12) Oklahoma State, Sept. 24, 1984	9	428	47.6

### MOST ATTEMPTS

Pl.	Player	(Rk.) Opponent, Date	No.	Yards	Avg.
1.	Michael Hughes	at Wisconsin, Sept. 16, 2006	12	478	39.8
	Wayne Ross	vs. Brigham Young*, Nov. 29, 1986	12	543	45.3
	John Beck	vs. Tennessee State, Sept. 15, 1967	12	479	39.9
4.	Michael Hughes	at (9) Ohio State, Sept. 17, 2005	11	483	43.9
	Joe Santos	at (7) Miami, Nov. 18, 1989	11	437	39.7
	Mike Jezulin	vs. New Mexico, Nov. 22, 1980	11	482	43.8
7.	<b>Brandon Heicklen</b>	<b>vs. Northern Illinois, Sept. 30, 2017</b>	<b>10</b>	<b>399</b>	<b>39.9</b>
	Brian Stahovich	at Missouri, Sept. 18, 2010	10	456	45.6
	Brian Stahovich	at TCU*, Oct. 4 2008	10	361	36.1
	Michael Hughes	vs. Wyoming*, Nov. 3, 2007	10	481	48.1
	Justin Sisco	at Illinois, Sept. 11, 1999	10	374	37.4
	Don Copeland	at USC, Sept. 12, 1998	10	377	37.7
	Bill Kushner	at (5) UCLA, Sept. 3, 1988	10	367	36.7

### HIGHEST AVERAGE

minimum four punts

Pl.	Player	(Rk.) Opponent, Date	No.	Yards	Avg.
1.	Mike Saxon	vs. Brigham Young*, Oct. 22, 1983	6	329	54.833
2.	Michael Hughes	at Air Force*, Nov. 17, 2007	4	219	54.750
3.	Noel Prefontaine	at Brigham Young*, Sept. 16, 1995	5	265	53.000
4.	Seamus McMorrow	at Nevada*, Oct. 20, 2012	4	210	52.500
	Brian Stahovich	at Air Force*, Sept. 26, 2009	6	315	52.500
6.	Michael Hughes	at Wyoming*, Nov. 4, 2006	5	261	52.200
7.	Noel Prefontaine	vs. Air Force*, Nov. 28, 1996	6	310	51.667
8.	Mike Saxon	at Hawai'i*, Oct. 1, 1983	5	255	51.000
9.	Michael Hughes	at UNLV*, Oct. 8, 2005	8	408	51.000
10.	Brian Stahovich	at New Mexico State, Sept. 11, 2010	4	203	50.750



**BRIAN STAHOVICH**

# Miscellaneous Records



EIGHT STRAIGHT BOWL GAME APPEARANCES ► 21 CONFERENCE CHAMPIONSHIPS

**Bold** indicates record set by a current Aztec  
 \* - Indicates conference game. ^ - Indicates Division I era record.

## ■ Team Records

### Most Wins

Season: 11, in 2016 (11-3), in 2015 (11-3), 1969 (11-0) and 1966 (11-0)

### Most Consecutive Wins

Overall: 25, (10/23/65 - 11/18/67)  
 Season: 11, in 1969 (11-0) and 1966 (11-0)

### Most Conference Wins

Season: 8, in 2015 (8-0 in Mountain West)

### Most Returns for Touchdowns

Game: 3, vs. San Diego, 9/3/15 and vs. Hawai'i, 10/11/96  
 Season: 8, in 2016 (11-3) and in 2015 (11-3)

### Largest Winning Margin

Game: 72, vs. UC Santa Barbara, 11/21/53  
 League: 72, vs. UC Santa Barbara, 11/21/53  
 MW: 55 vs. Hawai'i\*, 11-5-16

## LARGEST WINNING MARGIN

Pl.	Opponent, Date	Pts.
1.	UC Santa Barbara*, Nov. 21, 1953	72
2.	California Christian, Oct. 1, 1927	71
3.	Cal Poly SLO*, Oct. 5, 1963	69
4.	Cal State Los Angeles*, Oct. 27, 1951	64
5.	UC Santa Barbara*, Nov. 14, 1970	58
	at El Centro Junior College, Nov. 5, 1924	58
7.	Hawai'i*, Nov. 5, 2016	55
8.	San Francisco State, Sept. 26, 1964	54
9.	CSUN*, Nov. 14, 1964	53
10.	Utah*, Nov. 3, 1990	52
	at Cal Poly SLO*, Oct. 3, 1964	52

### Most First Downs

Game/DI Era: 37 vs. Long Beach State, 10/24/87  
 Game/MW: 31 at San José State\*, 11/4/17  
 Season: 305, in 1993 (6-6)

### Fewest First Downs

Season: 80, in 1958 (3-5)  
 DI Era: 187, in 2000 (3-8)

### Fewest First Downs Allowed

Game/DI Era: 6 vs. Fresno State\*, 10/3/15 and vs. UC Santa Barbara, 10/25/69  
 Game MW: 8 at San José State\*, 11/4/17 and vs. New Mexico\*, 11/5/11  
 Season: 86, in 1958 (3-5)  
 DI Era: 134, in 1970 (9-2)

### Most First Downs Allowed

Season: 322, in 2007 (4-8)  
 DI Era: 39 vs. TCU\*, 11/24/07

### Most First Downs Passing

Season: 174, in 1990 (6-5)

### Most First Downs Rushing

Season: 165, in 2016 (11-3)

### Most First Downs By Penalty

Season: 27, in 1993 (6-6)

## FIRST DOWNS/SEASON

Pl.	Season	First Downs
1.	1993 (6-6)	305
2.	1989 (6-5-1)	292
3.	1991 (8-4-1)	291
4.	1990 (6-5)	287
5.	1995 (8-4)	282
6.	2011 (8-5)	281
	2002 (4-9)	281
	1987 (5-7)	281
9.	2016 (11-3)	278
	2012 (9-4)	278
11.	2013 (8-5)	269

### Fewest Penalties

Season: 27, in 1959 (1-6-1)  
 DI Era: 60, in 2011 (8-5)

### Most Penalties

Season: 110, in 1985 (5-6-1)

### Fewest Penalty Yards

Season: 243, in 1959 (1-6-1)  
 DI Era: 487, in 2000 (3-8)

### Most Penalty Yards

Season: 1,144, in 1970 (9-2)

### Fewest Fumbles

Season: 13, in 2017 (10-3), 2010 (9-4), 2007 (4-8) and 1992 (5-5-1)

### Most Fumbles

Season: 54, in 1955 (2-8)  
 DI Era: 39, in 1973 (9-1-1)

### Fewest Fumbles Lost

Season: 5, in 1992 (5-5-1) and 1961 (7-2-1)

### Most Fumbles Lost

Season: 29, in 1955 (2-8)  
 DI Era: 25, in 1973 (9-1-1)



# Longest Plays

EIGHT STRAIGHT BOWL GAME APPEARANCES ► 21 CONFERENCE CHAMPIONSHIPS



## PASSING PLAYS

Yds.	Passer to Receiver, Opponent, Date (Result)
97	Kevin O'Connell to Chaz Schilens vs. TCU*, Nov. 24, 2007 (L, 33-45)
92	Brian Sipe to Robert West at Fresno State*, Oct. 30, 1971 (L, 10-17)
90	Ryan Lindley to Vincent Brown vs. (25) Utah*, Nov. 20, 2010 (L, 34-38)
<b>89</b>	<b>Christian Chapman to Fred Trevillion vs. Boise State*, Oct. 14, 2017 (L, 14-31)</b>
87	J.R. Tolver to Kassim Osgood at Hawaii*, Dec. 7, 2002 (L, 40-41)
87	Jack Hawley to Derrick Lewis at UNLV*, Nov. 20, 1999 (W, 37-7)
87	Tim Gutierrez to Marshall Faulk at Fresno State*, Nov. 20, 1993 (L, 37-63)
<b>86</b>	<b>Christian Chapman to Mikah Holder vs. New Hampshire, Dec. 17, 2016 (W, 31-0)</b>
86	Dennis Shaw to Tom Nettles vs. Southern Mississippi, Nov. 9, 1968 (W, 68-7)
85	Billy Blanton to Nate Jacquet at UNLV*, Nov. 16, 1996 (L, 42-44)
85	Doug Matheson to Dan Laskowski vs. Weber State, Sept. 23, 1967 (W, 58-12)
84	Todd Santos to Vince Warren vs. Colorado State*, Oct. 20, 1984 (W, 41-24)
83	Mark Halda to Bobby Taylor vs. Miami, Oct. 13, 1979 (W, 31-20)
83	Mark Halda to Steve Stapler vs. Wisconsin, Sept. 29, 1979 (W, 24-17)
83	Jeff Atteberry to Mike Reed vs. UC Santa Barbara*, Nov. 14, 1970 (W, 65-7)
82	Ryan Lindley to Vincent Brown vs. Utah State, Sept. 25, 2010 (W, 41-7)
82	David Lowery to Darnay Scott at California, Sept. 11, 1993 (W, 22-20)
82	Don Horn to Craig Scoggins vs. Cal State L.A.*, Nov. 26, 1966 (W, 39-12)

## RUSHING PLAYS

Yds.	Player, Opponent, Date (Result)
99	Ronnie Hillman vs. Wyoming*, Oct. 29, 2011 (L, 27-30)
98	Phil Prokop vs. Pepperdine*, Oct. 11, 1952 (W, 33-13)
95	Rashaad Penny at Arizona State, Sept. 9, 2017 (W, 30-20)
93	Donnel Pumphrey at New Mexico*, Oct. 10, 2014 (W, 24-14)
93	Ronnie Hillman at Missouri, Sept. 18, 2010 (L, 24-27)
92	Chris Hardy vs. UTEP*, Nov. 16, 1985 (W, 34-6)
92	Chris Hardy vs. Colorado State*, Sept. 28, 1985 (W, 48-23)
92	Volney Quinlan vs. San Diego Marines, Oct. 13, 1951 (W, 34-18)
88	Kern Carson at Fresno State*, Nov. 2, 1963 (W, 34-6)
86	Ted Washington vs. North Dakota State, Nov. 5, 1966 (W, 36-0)
85	Bob Tomlinson vs. Utah State, Sept. 19, 1947 (W, 24-19)
83	Adam Muema vs. San José State*, Sept. 22, 2012 (L, 34-38)
82	Rashaad Penny at San José State, Nov. 4, 2017 (W, 52-7)
82	Adam Muema at Wyoming*, Nov. 24, 2012 (W, 42-28)
81	Rashaad Penny vs. Army (AFB), Dec. 23, 2017 (L, 35-42)
81	Adam Muema vs. (10) Boise State*, Nov. 19, 2011 (L, 35-52)
79	Donnel Pumphrey at Northern Illinois, Sept. 17, 2016 (W, 42-28)
79	Jesus Reyes vs. UTEP*, Nov. 21, 1998 (W, 34-29)
77	Larry Ned at Utah*, Oct. 23, 1999 (L, 16-38)

## INTERCEPTION RETURNS

Yds.	Player, Opponent, Date (Result)
100	Harold Hicks vs. Hawaii*, Nov. 22, 1986 (W, 35-5)
100	Dave Croudip vs. Long Beach State, Oct. 23, 1982 (W, 51-17)
98	Terrell Ward at New Mexico*, Oct. 6, 1979 (W, 35-7)
98	Bob Jones vs. North Dakota State, Nov. 5, 1966 (W, 36-0)
97	Tory Nixon at Air Force*, Sept. 1, 1984 (L, 16-34)
96	Leon McFadden at Fresno State*, Sept. 29, 2012 (L, 40-52)
96	James McMichael vs. LaVerne*, Oct. 19, 1935 (W, 14-6)
91	Dick Weber at CSUN*, Nov. 11, 1967 (W, 30-21)
88	Ricky Parker at Oklahoma, Sept. 9, 1995 (L, 22-38)
86	Joe Martin at UNLV*, Oct. 8, 2005 (L, 10-13)
85	Jacob Ellimian at Texas-El Paso, Sept. 13, 2003 (W, 34-0)
85	Bob Tomlinson at Fresno State*, Nov. 5, 1949 (W, 18-7)
85	Eddie Preisler vs. San Diego Marines, Nov. 11, 1938 (W, 9-0)

## KICKOFF RETURNS

Yds.	Player, Opponent, Date (Result)
100	Rashaad Penny vs. Nevada*, Nov. 18, 2018 (W, 42-23)
100	Rashaad Penny vs. California, Sept. 10, 2016 (W, 45-40)
100	Rashaad Penny vs. Cincinnati (HB), Dec. 24, 2015 (W, 42-7)
100	Rashaad Penny at Penn State, Sept. 26, 2015 (L, 21-37)
100	Colin Lockett at (19) Boise State*, Nov. 3, 2012 (W, 21-19)
100	Charlie Crews vs. UTEP*, Nov. 17, 1979 (W, 42-20)
100	Mel Jacobs vs. North Texas, Sept. 20, 1975 (W, 31-10)
99	Rashaad Penny at Arizona State, Sept. 9, 2017 (W, 30-20)
99	Mike Fox vs. Colorado State*, Nov. 20, 1982 (W, 38-10)
98	Brandon Davis at Air Force*, Oct. 13, 2011 (W, 41-27)
98	Jon Robertson vs. Brigham Young, Oct. 3, 1970 (W, 31-11)
97	Rashaad Penny vs. San Diego, Sept. 5, 2015 (W, 37-3)
97	Jim Sandusky at New Mexico*, Nov. 19, 1983 (L, 14-34)
<b>96</b>	<b>Juwon Washington vs. Northern Illinois, Sept. 30, 2017 (W, 34-28)</b>
96	Colin Lockett vs. Army, Sept. 8, 2012 (W, 42-7)
96	Jesus Reyes at Wyoming*, Nov. 1, 1997 (L, 17-41)

96	Art Preston vs. Arizona State, Oct. 20, 1951 (T, 27-27)
94	Colin Lockett vs. Cal Poly, Sept. 3, 2011 (W, 49-21)
93	Rashaad Penny at Wyoming*, Nov. 19, 2016 (L, 33-34)
93	Davion Mauldin vs. Colorado State*, Oct. 25, 2008 (L, 34-38)

## PUNT RETURNS

Yds.	Player, Opponent, Date (Result)
95	Damon Gourdine vs. Utah*, Oct. 24, 1998 (W, 21-20)
91	Ray Peterson vs. Fresno State*, Nov. 21, 1992 (L, 41-45)
90	Jim Sandusky at Utah*, Sept. 17, 1983 (L, 24-27)
88	Art Preston at Pepperdine, Oct. 1, 1949 (W, 9-7)
87	Kyle Conerly vs. UNLV*, Oct. 26, 2002 (W, 31-21)
86	Mel Jacobs vs. UTEP, Sept. 6, 1975 (W, 31-10)
80	Gilbert Warren vs. CSUN, Nov. 3, 1962 (W, 39-0)
79	Eric Lewis vs. San José State*, Nov. 8, 1997 (W, 48-21)
79	Nate Wright at Fresno State*, Oct. 28, 1967 (W, 28-21)
78	T.C. Wright vs. Long Beach State, Sept. 8, 1991 (W, 49-13)
76	Webster Slaughter vs. New Mexico*, Nov. 23, 1985 (W, 52-20)
75	Ray Peterson vs. Navy, Sept. 3, 1994 (W, 56-14)

## FIELD GOALS

Yds.	Player, Opponent, Date (Result)
57	Ed Corral at Air Force*, Sept. 20, 1980 (W, 13-10)
54	Donny Hageman at Colorado State*, Oct. 31, 2015 (W, 41-17)
54	Donny Hageman vs. South Alabama, Sept. 19, 2015 (L, 27-34)
54	Chris O'Brien at Air Force*, Nov. 2, 1985 (L, 10-31)
53	Abel Perez vs. UNLV*, Nov. 27, 2010 (W, 48-14)
53	Peter Holt at Colorado State*, Oct. 26, 1996 (L, 18-27)
53	Steve LaPlant vs. Arizona, Nov. 8, 1975 (L, 24-31)
52	Dave Meyer at New Mexico*, Oct. 3, 1981 (W, 17-15)
51	J.C. Mejia at Colorado State*, Nov. 15, 2003 (L, 6-21)
51	Chris O'Brien vs. New Mexico*, Nov. 17, 1984 (W, 37-31)
<b>50</b>	<b>John Baron II vs. UNLV*, Oct. 8, 2016 (W, 26-7)</b>
50	Garrett Palmer at Arizona State, Sept. 15, 2007 (L, 13-34)
50	Garrett Palmer vs. Nevada, Sept. 25, 2004 (W, 27-10)
50	Nate Tandberg vs. New Mexico*, Oct. 11, 1997 (L, 21-36)
50	Andy Trakas vs. Long Beach State, Sept. 15, 1990 (W, 38-20)
50	Andy Trakas at Miami, Nov. 18, 1989 (L, 6-42)
50	Tyler Ackerson at Stanford, Sept. 17, 1988 (L, 10-31)
50	Chris O'Brien vs. New Mexico*, Nov. 17, 1984 (W, 37-31)
50	Marco Morales at Air Force*, Sept. 11, 1982 (L, 32-44)
50	Steve Duncan vs. Cal State Fullerton, Sept. 10, 1977 (W, 34-17)

## PUNTS

Yds.	Player, Opponent, Date (Result)
89	Brian Stahovich at Wyoming*, Oct. 30, 2010 (W, 48-38)
82	Noel Prefontaine at New Mexico*, Oct. 19, 1996 (W, 48-42)
80	Mike Saxon at Brigham Young*, Nov. 13, 1982 (L, 8-58)
78	Michael Hughes at UNLV*, Oct. 8, 2005 (L, 10-13)
76	Joe Duke vs. San Diego Marines, Nov. 21, 1959 (L, 6-64)
75	Tanner Blain at Wyoming (MWCG), Dec. 3, 2016 (W, 27-24)
75	Michael Hughes vs. Wyoming*, Nov. 3, 2007 (W, 27-24)
73	Michael Hughes at Colorado State*, Nov. 12, 2005 (W, 30-10)
73	Ed Mendez vs. Long Beach State*, Oct. 12, 1963 (W, 33-8)
70	Noel Prefontaine vs. Air Force*, Nov. 28, 1996 (W, 28-23)
70	Jack Henley vs. Cal Poly Pomona, Oct. 28, 1950 (W, 49-20)
69	Mike Saxon vs. Brigham Young*, Nov. 22, 1983 (W, 32-7)
68	Tim Thom at Kent State, Sept. 30, 1972 (W, 14-0)

\* - Indicates conference game.

## ■ All Opponent Plays

Yds.	Player, Opponent (Rk.), Date (Result)
100	Brian Walker interception return, at (21/23) North Carolina, Sept. 6, 2014 (L, 27-31)
100	Bryan Douglas kickoff return, vs. Boise State, Nov. 23, 2013 (W, 34-31 (ot))
100	Will Allen interception return, at (2) Ohio State, Sept. 9, 2003 (L, 13-16)
100	Emmanuel Franklin interception return, at Arizona State, Sept. 8, 2001 (L, 7-38)
100	Dexter Wynn kickoff return, vs. Colorado State, Oct. 28, 2000 (L, 22-34)
100	Jessie Kendrick kickoff return, vs. Cal State L.A., Oct. 25, 1952 (W, 41-28)
99	Terry Peel pass to Robert Ford, at Houston, Oct. 14, 1972 (L, 14-49)
99	Roy Ross kickoff return, vs. UTEP, Nov. 24, 1990 (W 53-31)
98	Paul Oates pass to Sean Foster, vs. Long Beach State, Oct. 14, 1989 (W, 30-26)
98	Mike Harris kickoff return, vs. Tampa, Sept. 21, 1974 (W, 28-25)
97	Troy Reffett interception return, at UTEP, Nov. 12, 1988 (L, 7-58)
97	Jimmy Pyles rush, vs. San Diego Marines, Nov. 8, 1958 (L, 0-25)

# Attendance Records



EIGHT STRAIGHT BOWL GAME APPEARANCES ► 21 CONFERENCE CHAMPIONSHIPS

## LARGEST HOME GAME ATTENDANCE

Rk.	Att.	(NR) Opponent	Date	Result
1.	59,473	(16) Iowa (HB)	Dec. 30, 1986	L, 38-39
2.	57,286	Washington State (FW)	Sept. 17, 2011	W, 42-24
3.	57,216	Idaho State (so) (FW)	Sept. 4, 2004	W, 38-21
4.	56,737	Brigham Young*	Nov. 16, 1991	T, 52-52
5.	55,868	San José State (FW)	Sept. 24, 2005	W, 52-21
6.	53,794	Utah (FW)*	Sept. 23, 2006	L, 7-38
7.	53,611	Arizona	Nov. 8, 1975	L, 24-31
8.	53,110	Portland State (FW)	Sept. 22, 2007	W, 52-17
9.	52,256	(10) Boise State*	Nov. 19, 2011	L, 35-52
10.	52,168	vs. USC (HC)	Sept. 5, 1992	T, 31-31
11.	52,108	(1) Miami	Nov. 28, 1992	L, 17-63
12.	50,710	UCLA (so)	Sept. 3, 2005	L, 21-44
13.	50,586	Hawaii* (FW)	Oct. 6, 2012	W, 52-14
14.	50,453	(13) Florida State	Nov. 19, 1977	W, 41-16
15.	50,338	(19) UCLA	Sept. 20, 1986	L, 14-45
16.	50,021	(23) Hawaii	Nov. 14, 1992	W, 52-28
17.	49,466	UTEP	Oct. 17, 1992	W, 49-27
18.	49,220	(4) UCLA	Sept. 9, 1984	L, 15-18
19.	49,053	Boise State*	Oct. 14, 2017	L, 14-31
20.	48,817	North Texas	Nov. 22, 1969	W, 42-24
21.	48,785	San Diego (so) (FW)	Sept. 5, 2015	W, 37-3
22.	48,632	Pacific*	Nov. 8, 1969	W, 58-32
23.	48,049	Navy (PB)	Dec. 23, 2010	W, 35-14
24.	47,605	UC Santa Barbara*	Oct. 25, 1969	W, 55-13
25.	47,125	Montana State	Nov. 18, 1967	W, 14-3

## OTHER DIVISION I ERA HOME CROWDS OF 45,000 OR MORE

46,486	New Hampshire (so) (FW)	Sept. 3, 2016	W, 31-0
46,294	Fresno State*	Oct. 25, 1969	W, 56-14
46,293	Idaho (FW)	Nov. 8, 2014	W, 35-21
46,121	Brigham Young*	Nov. 24, 1979	L, 14-63
45,750	Iowa State	Oct. 10, 1981	W, 52-31
45,682	Utah State (FW)	Sept. 25, 2010	W, 41-7
46,132	UC Davis (so) (FW)	Sept. 2, 2017	W, 38-17
45,062	Brigham Young	Nov. 29, 1986	W, 10-3
45,022	New Mexico State	Oct. 18, 1975	W, 48-3

## ROAD/NEUTRAL GAME ATTENDANCE

Rk.	Att.	(NR) Opponent	Date	Result
1.	110,707	at (22) Michigan	Sept. 24, 2011	L, 7-28
2.	109,432	at (17) Michigan	Sept. 18, 2004	L, 21-24
3.	104,984	at (3) Ohio State	Sept. 7, 2013	L, 7-42
4.	104,533	at (9) Ohio State	Sept. 17, 2005	L, 6-27
5.	104,433	at (2) Ohio State	Sept. 9, 2003	L, 13-16
6.	102,432	at Ohio State	Oct. 20, 2001	L, 12-27
7.	95,107	at Penn State	Sept. 26, 2015	L, 21-37
8.	81,090	at Wisconsin	Sept. 16, 2006	L, 0-14
9.	80,795	at Notre Dame	Sept. 6, 2008	L, 13-21
10.	80,000	vs. Air Force* (MB)	Nov. 29, 1981	L, 16-21
11.	76,864	at Wisconsin	Sept. 20, 1997	L, 10-36
12.	76,340	at Wisconsin	Oct. 4, 1980	L, 12-35
13.	71,119	at (14) Oklahoma	Sept. 9, 1995	L, 22-38
14.	71,081	at (3) Washington	Sept. 13, 1997	L, 3-36
15.	66,044	at (4) Brigham Young*	Sept. 22, 1990	L, 34-62
16.	65,407	at (11) Brigham Young*	Oct. 12, 1985	L, 0-28
17.	65,261	at Brigham Young*	Sept. 10, 1992	W, 45-38
18.	64,471	at Brigham Young*	Nov. 13, 1982	L, 8-58
19.	64,341	at Brigham Young*	Nov. 7, 1987	L, 21-38
20.	64,107	at Brigham Young*	Nov. 15, 2008	L, 12-41
21.	64,050	at (4) Brigham Young*	Nov. 10, 1984	L, 3-34
22.	63,496	at Brigham Young*	Oct. 29, 1998	L, 0-13
23.	62,176	at Brigham Young*	Oct. 9, 2010	L, 21-24
24.	62,168	at Missouri	Sept. 8, 1979	L, 15-45
25.	61,194	at Brigham Young*	Oct. 21, 2000	W, 16-15
26.	60,804	at Brigham Young*	Oct. 7, 2006	L, 17-47
27.	59,625	at (12) UCLA	Sept. 21, 1985	L, 16-34

## LARGEST SDSU ROAD CROWDS FOR 2018 ROAD OPPONENTS / DIV. I ERA

Boise State	36,084	Nov. 3, 2012	W, 21-19
Fresno State	41,031	Nov. 20, 1993	L, 37-63
Nevada	22,242	Oct. 20, 2012	W-ot, 39-38
New Mexico	37,287	Oct. 23, 2004	L, 9-19
Stanford	36,500	Oct. 4, 1986	L, 10-17

\* - indicates conference game. so - indicates season opener; FW - indicates KGB SkyShow; HB - Holiday Bowl; PB - Poinsettia Bowl; HC - Ralph's Holiday Classic; MB - Mirage Bowl (Tokyo, Japan)

## YEAR-BY-YEAR ATTENDANCE/DIVISION I ERA

Year	All Gms.	Overall Record	Overall Total	Overall Average	Home Gms.	Home Record	Home Total	Home Average
1969	11	11 0 0	354,938	32,267	6	6 0 0	246,834	41,139
1970	11	9 2 0	312,466	28,406	7	6 1 0	236,845	33,835
1971	11	6 5 0	231,022	21,002	7	5 2 0	182,471	26,047
1972	11	10 1 0	279,168	25,278	7	7 0 0	215,715	30,816
1973	11	9 1 1	261,893	23,808	7	6 1 0	212,407	30,201
1974	11	8 2 1	294,617	26,783	8	7 0 1	229,524	28,691
1975	11	8 3 0	323,717	29,428	6	4 2 0	252,242	42,040
1976	11	10 1 0	314,962	28,633	8	7 1 0	278,889	34,861
1977	11	10 1 0	354,739	32,249	7	7 0 0	274,068	38,153
1978	11	4 7 0	312,434	28,403	5	4 1 0	179,047	35,809
1979	11	8 3 0	379,955	34,541	6	5 1 0	236,978	39,978
1980	12	4 8 0	352,968	32,088	6	2 4 0	149,068	24,450
1981	11	6 5 0	391,934	35,630	5	2 3 0	171,829	34,366
1982	12	7 5 0	359,464	29,955	6	5 1 0	122,711	20,452
1983	12	2 9 1	248,626	20,719	5	1 4 0	89,743	17,949
1984	12	4 7 1	372,895	31,074	7	3 3 1	163,650	23,378
1985	12	5 6 1	339,385	28,282	7	5 2 0	136,396	19,485
1986	12	8 4 0	310,297	28,208	7	4 3 0	249,809	35,687
1987	12	5 7 0	385,968	32,164	6	4 2 0	137,464	22,911
1988	11	3 8 0	270,224	24,565	5	2 3 0	111,992	22,398
1989	12	6 5 1	319,800	26,650	7	4 2 1	143,236	20,462
1990	11	6 5 0	299,133	27,193	6	5 1 0	132,365	22,061
1991	13	8 4 1	461,660	35,512	7	5 1 1	232,689	33,241
1992	11	5 5 1	457,556	41,596	6	2 3 1	280,601	46,766
1993	12	6 6 0	461,122	38,426	7	4 3 0	269,339	38,477

Year	All Gms.	Overall Record	Overall Total	Overall Average	Home Gms.	Home Record	Home Total	Home Average
1994	11	4 7 0	362,640	32,967	6	3 3 0	191,271	31,879
1995	12	8 4 0	416,559	34,713	7	5 2 0	215,386	30,769
1996	11	8 3 0	283,032	25,730	6	6 0 0	170,498	28,416
1997	12	5 7 0	439,923	36,660	5	3 2 0	130,109	26,022
1998	12	7 5 0	325,944	29,361	6	4 2 0	155,181	25,864
1999	11	5 6 0	361,894	32,899	5	2 3 0	149,398	29,880
2000	11	3 8 0	326,081	29,643	5	0 5 0	117,244	23,449
2001	11	3 8 0	378,840	34,440	6	2 4 0	135,109	22,518
2002	13	4 9 0	394,023	30,309	5	2 3 0	126,316	25,263
2003	12	6 6 0	396,227	33,019	6	4 2 0	135,754	22,626
2004	11	4 7 0	480,708	43,701	5	3 2 0	179,976	35,995
2005	12	5 7 0	465,423	38,785	6	3 3 0	217,339	36,223
2006	12	3 9 0	395,339	32,945	6	3 3 0	175,364	29,227
2007	12	4 8 0	390,436	32,536	6	2 4 0	167,637	27,940
2008	12	2 10 0	380,105	31,675	6	2 4 0	146,255	24,376
2009	12	4 8 0	328,151	27,346	6	3 3 0	146,785	24,464
2010	13	9 4 0	452,481	34,806	7	6 1 0	238,930	34,133
2011	13	8 5 0	522,758	40,212	7	4 3 0	279,056	39,865
2012	13	9 4 0	406,365	31,259	8	6 2 0	247,029	30,879
2013	13	8 5 0	422,018	32,463	6	3 3 0	199,344	33,224
2014	13	7 6 0	427,589	32,891	7	6 1 0	226,839	32,406
2015	14	11 3 0	427,141	30,510	7	6 1 0	203,459	29,066
2016	14	11 3 0	354,895	25,350	6	5 1 0	223,735	37,289
2017	13	10 3 0	453,742	34,093	7	5 2 0	275,428	39,347



*Donnel Pumphrey left San Diego State as the all-time leading rusher in NCAA FBS history, racking up 6,405 yards from 2013-16.*

## Inside:

Offense Year-By-Year	156
Defense Year-By-Year	158
Coaching History	160
Bowl History	161
2018-19 Bowl Schedule	164
First-Team All-Americans	165
National Honors	167
Conference Honors	169
Team Awards	173
NFL Draft	176
Aztecs in the NFL	178
Letterwinners	180
All-Time Scores	186
All-Time Series Results	198
Second-Half Comebacks	200
Largest Comebacks	201
National Rankings	202
Game Types	203
Starting QB Debuts	205
Year-By-Year Records	206

# Offense Year-By-Year



EIGHT STRAIGHT BOWL GAME APPEARANCES ► 21 CONFERENCE CHAMPIONSHIPS

AZTEC FOOTBALL MEDIA GUIDE

Season	G			Conf.			Rushing					NR		Passing							NR	
	G	W-L-T	Pct.	W-L-T	Pct.	Place	No.	Yds.	TDs	YPG	YPC	NR	CR	Att.	Com.	Int.	TDs	Yards	Rating	YPG	NR	CR
1949	9	6-3	.667	3-1	.750	2nd	432	1,771		196.8	4.1			164	71	18	10	967	91.0	107.4		
1950	9	5-3-1	.611	3-0-1	.875	1st	403	1,561	18	173.4	3.9			171	83	17	13	1,275	116.4	141.7		
1951	11	10-0-1	.954	4-0	1.000	1st	417	2,083	30	208.3	5.0			219	107	12	17	1,585	124.3	158.5		
1952	9	4-5	.444	2-2	.500	3rd	427	2,425		269.4	5.7			200	86	16	12	1,145	94.9	127.2		
1953	9	5-3-1	.611	3-1-1	.700	2nd	387	1,959	28	217.7	5.1			136	50	17	5	812	74.1	90.2		
1954	9	5-4	.556	2-2	.500	2nd	404	1,782	20	198.0	4.4			147	58	13	6	585	68.7	65.0		
1955	10	2-8	.200	no conference standings			390	988	5	98.8	2.5			159	75	18	5	930	84.0	93.0		
1956	9	4-3-2	.556	2-1-1	.625	t-2nd	419	1,522		169.1	3.6			136	56	12	5	845	87.9	93.9		
1957	9	2-7	.222	0-1	.000	5th	340	933		103.7	2.7			175	68	17	6	1,088	83.0	120.9		
1958	8	3-5	.375	1-4	.200	4th	262	637	9	79.6	2.4			167	68	14	9	888	86.4	111.0		
1959	8	1-6-1	.187	0-5	.000	6th	278	880	4	110.0	3.2			140	66	16	7	742	85.3	92.8		
1960	8	1-6-1	.187	0-5	.000	6th		922	4	115.3				111	64	9	2	475	83.3	59.4		
1961	10	7-2-1	.750	2-2-1	.500	3rd	442	2,140	24	214.0	4.8			124	62	3	10	1,079	144.9	107.9		
1962	10	8-2	.800	5-0	1.000	1st	490	2,317	31	231.7	4.7			117	66	8	9	1,018	141.2	101.8		
1963	9	7-2	.778	3-1	.750	t-1st	417	1,977	30	219.7	4.7			147	68	7	13	1,287	139.5	143.0		
1964	10	8-2	.800	4-1	.800	2nd	408	2,150	32	215.0	5.2			250	132	10	27	2,076	150.2	207.6		
1965	10	8-2	.800	3-2	.600	3rd	382	2,022	22	202.2	5.3			256	160	13	25	2,083	152.2	208.3		
1966	11	11-0	1.000	5-0	1.000	1st	361	1,585	18	158.5	4.4			299	166	17	19	2,681	140.4	268.1		
1967	11	10-1	.909	5-0	1.000	1st	449	1,738	21	173.8	3.8			220	114	11	15	1,819	133.8	181.9		
1968	10	9-0-1	.950	independent			489	1,813	25	181.3	3.7			278	150	17	21	2,370	138.3	237.0		
1969	11	11-0	1.000	6-0	1.000	1st	423	1,580	18	158.0	3.7		4	417	244	28	43	3,742	154.5	374.2		1
1970	11	9-2	.818	5-1	.833	t-1st	465	1,438	16	130.7	3.1		4	390	215	24	28	3,029	131.8	275.4		1
1971	11	8-4	.667	5-1	.833	t-4th	371	763	14	69.4	2.0		7	409	211	27	18	2,765	109.7	251.4		1
1972	11	10-1	.909	4-0-0	1.000	1st	502	1,728	17	157.1	3.4		2	327	184	25	18	2,525	124.0	229.5		1
1973	11	9-1-1	.863	3-0-1	.875	1st	434	1,422	18	129.3	3.2		2	385	247	24	24	3,355	145.5	305.0		1
1974	11	8-2-1	.773	4-0	1.000	1st	489	2,025	22	184.1	4.1		3	358	174	18	15	2,496	110.9	226.9	3	1
1975	11	8-3	.727	3-2	.600	1st	396	1,316	18	119.5	3.3		5	411	238	27	17	3,204	123.9	291.3	1	1
1976	11	10-1	.909	independent			559	2,060	17	187.2	3.7			215	125	8	5	1,371	111.9	124.6		
1977	11	10-1	.909	independent			418	1,890	19	171.8	4.5			331	192	16	26	2,685	142.4	244.1		
1978	11	4-7	.363	2-4	.300	6th	503	1,880	13	170.9	3.7			378	212	15	14	2,347	112.5	213.4		
1979	11	8-3	.727	5-2	.714	t-2nd	512	1,194	20	108.5	3.9			338	174	25	13	2,426	109.7	220.5		
1980	12	4-8	.333	4-4	.500	4th	504	1,151	12	95.9	2.3			366	183	24	7	2,028	89.7	169.0		
1981	11	6-5	.545	3-5	.375	6th	342	839	16	76.2	2.5			447	265	15	21	3,366	131.3	306.0		
1982	12	7-5-0	.583	4-3	.571	t-3rd	411	1,169	12	97.4	2.8			455	250	18	21	3,264	122.5	272.0		
1983	12	2-9-1	.208	1-6-1	.187	8th	373	920	10	76.7	2.5			403	216	25	14	2,835	111.8	236.3		
1984	12	4-7-1	.375	4-3-1	.562	t-4th	400	1,141	19	95.1	2.9			360	198	16	12	2,542	116.4	211.8		
1985	12	5-6-1	.458	3-4-1	.438	6th	390	1,795	16	149.6	4.6			437	269	21	24	3,447	136.3	287.3		
1986	12	8-4	.667	7-1	.875	1st	443	1,029	15	93.5	2.3		9	390	241	12	14	2,766	127.1	251.5		4
1987	12	5-7	.417	4-4	.500	5th	415	1,273	20	106.1	3.1	88	6	509	314	16	26	3,990	138.1	332.5	2	1
1988	11	3-8	.273	3-5	.375	t-6th	433	1,161	16	105.5	2.7	97	7	387	220	18	7	2,473	107.2	224.8	25	5
1989	12	6-5-1	.542	4-3	.571	t-5th	502	1,913	30	159.4	3.8	49	4	449	262	20	16	3,697	130.4	308.1	8	4
1990	11	6-5	.545	5-2	.714	3rd	442	1,712	28	155.6	3.9	59	4	485	287	8	29	4,086	146.4	371.5	3	2
1991	13	8-4-1	.654	6-1-1	.813	2nd	521	2,476	30	206.3	4.8	24	3	433	228	15	22	3,263	125.8	271.9	11	4
1992	11	5-5-1	.500	5-3	.625	4th	421	2,012	18	182.9	4.8	36	6	386	201	11	22	2,764	125.3	251.3	20	5
1993	12	6-6	.500	4-4	.500	t-6th	449	1,750	23	145.8	3.9	65	8	465	269	14	28	3,836	141.0	319.7	9	3
1994	11	4-7	.364	2-6	.250	8th	405	1,236	14	112.4	3.1	93	10	410	257	16	27	3,244	143.1	294.9	6	2
1995	12	8-4	.667	5-3	.625	5th	487	2,433	27	202.8	5.0	26	4	396	246	14	24	3,352	146.2	279.3	11	3
1996	11	8-3	.727	6-2	.750	*t-2nd	443	1,905	22	173.2	4.3	43	7	360	235	5	29	3,336	166.9	303.3	11	3
1997	12	5-7	.417	4-4	.500	*t-4th	441	1,356	9	113.0	3.1	93	12	359	186	16	18	2,638	121.2	219.8	45	4
1998	11	7-5	.583	7-1	.875	*t-1st	472	2,052	17	186.6	4.4	32	5	270	144	11	8	1,616	105.2	146.9	91	11
1999	11	5-6	.455	3-4	.429	t-5th	441	1,936	14	176.0	4.4	30	2	331	175	11	17	2,270	120.8	206.4	65	5
2000	11	3-8	.273	3-4	.429	t-5th	365	854	10	77.6	2.3	108	8	376	194	13	7	2,501	106.7	227.4	41	3
2001	11	3-8	.273	2-5	.286	7th	429	1,627	17	147.9	3.8	63	7	333	160	15	5	1,927	92.6	175.2	89	5
2002	13	4-9	.308	4-3	.571	t-3rd	370	948	9	72.9	2.6	114	8	584	352	10	24	4,302	132.3	330.9	5	1
2003	12	6-6	.500	3-4	.429	t-4th	413	1,470	11	122.5	3.6	88	6	442	241	17	10	2,609	103.9	217.4	60	3
2004	11	4-7	.364	2-5	.286	7th	377	1,432	9	130.2	3.8	80	5	444	240	17	16	2,691	109.2	244.6	33	4
2005	12	5-7	.417	4-4	.500	t-4th	458	1,770	16	147.5	3.9	54	6	401	246	14	20	2,779	129.0	231.6	45	5
2006	12	3-9	.250	3-5	.375	t-6th	423	1,430	10	119.2	3.4	80	6	294	171	17	8	1,804	107.1	150.3	107	8
2007	12	4-8	.333	3-5	.375	6th	359	1,247	19	103.9	3.5	105	9	458	270	9	16	3,272	126.6	272.7	28	2
2008	12	2-10	.166	1-7	.125	t-8th	284	878	11	73.2	3.1	117	9	489	271	11	16	2,871	111.0	239.3	42	4
2009	12	4-8	.333	2-6	.250	7th	328	940	8	78.3	2.9	116	9	448	246	16	25	3,163	125.5	263.6	30	2
2010	13	9-4	.692	5-3	.625	t-3rd	439	2,097	29	161.3	4.8	48	4	426	244	14	28	3,840	148.1	295.4	12	1
2011	13	8-5	.615	4-3	.571	4th	486	2,398	28	184.5	4.9	30	3	449	238	8	23	3,158	125.4	242.9	49	2
2012	13	9-4	.692	7-1	.875	t-1st	578	2,869	30	220.7	5.0	20	4	309	182	11	21	2,287	136.4	175.9	103	8
2013	13	8-5	.615	6-2	.750	*t-2nd	510	2,166	30	166.6	4.2	68	9	462	260	14	19	3,358	124.8	258.3	38	7
2014	13	7-6	.538																			

# Offense Year-By-Year



EIGHT STRAIGHT BOWL GAME APPEARANCES ► 21 CONFERENCE CHAMPIONSHIPS

Season	Total Offense				Scoring				First Downs				Fumbles		SDSU Miscellaneous					
	Plays	Yards	YPP	YPG	NR	CR	Points	PPG	NR	CR	Rush	Pass	Pen	Total	No-Lost	TOs	ToP	Pen-Yds	Return	Punts
1949	596	2,738	4.6	304.2			195	21.7						116						58-33.6
1950	574	2,836	4.9	315.1			212	23.6			79	50	2	131	31-17	34		52-491	1,167	50-32.8
1951	636	3,668	5.8	366.8			352	35.2						127	19	31		660	1,237	53-33.5
1952	627	3,570	5.7	396.6			238	26.4						164	14	30		599	1,237	42-31.7
1953	523	2,771	5.3	307.9			230	25.6						135	21	38		442	869	37-32.8
1954	551	2,352	4.3	261.3			177	19.7						111	17	30		64-579	1,005	50-31.7
1955	549	1,918	3.5	191.8			65	6.5			57	43	7	107	54-29	47		43-383	1,084	51-35.8
1956	558	2,367	4.2	263.0			149	16.6			73	38	4	115	22-14	26		378	1,115	40-31.9
1957	515	2,021	3.9	224.6			77	8.6			49	40	4	93	30-17	34		42-333	852	55-37.2
1958	429	1,525	3.5	190.6			84	10.5			34	43	3	80	20-13	27		29-275	974	49-34.6
1959	418	1,622	3.8	202.8			74	9.3			55	26	7	88	15-8	22		27-243	906	45-38.2
1960		1,397		139.7			53	6.6						87						
1961	566	3,219	5.5	321.9			231	23.1			116	27	5	148	19-5	8		44-468	960	36-35.0
1962	607	3,335	5.5	333.5			294	29.4			125	45	5	169	30-16	24		42-406	1,258	29-36.3
1963	564	3,264	5.8	362.7			317	35.2			115	43	8	166	20-10	17		70-668	1,212	33-39.3
1964	658	4,226	6.4	426.6			423	42.3			106	83	12	201	23-9	19		88-839	1,096	40-34.9
1965	638	4,105	6.3	410.5			353	35.3			95	77	11	183	34-22	35		88-832	982	39-40.3
1966	660	4,266	6.4	426.6			289	28.9			68	105	14	188	29-17	34		77-817	838	45-41.9
1967	669	3,557	5.3	355.7			292	29.2			82	64	11	157	30-19	30		84-888	1,366	62-38.0
1968	767	4,183	5.4	418.3			377	34.3			96	92	12	200	22-13	30		72-643	761	60-35.3
1969	840	5,322	6.3	532.2		1	464	46.4			98	152	14	264	19-14	42		78-882	1,667	36-33.8
1970	855	4,467	5.2	406.1		1	364	33.1			110	102	22	234	24-16	40		106-1,144	1,328	65-37.0
1971	780	3,528	4.5	320.1		3	245	22.3			58	116	16	190	34-17	44		86-891	1,235	70-36.5
1972	829	4,254	5.1	386.7		1	266	24.2			89	106	15	210	32-20	45		80-779	909	58-38.2
1973	819	4,777	5.8	434.3		1	321	29.2			72	164	15	251	39-25	49		76-826	1,199	50-32.5
1974	847	4,521	5.3	411.0	8	1	292	26.5			107	115	20	242	37-20	38		83-864	1,234	56-35.9
1975	806	4,520	5.6	410.8	8	1	320	29.0			77	148	17	242	29-17	44		80-794	1,039	37-36.9
1976	774	3,431	4.4	311.9			197	17.9			114	68	11	193	34-16	24		67-672	786	66-36.8
1977	749	4,575	6.1	415.9			349	31.7			89	112	11	212	23-9	25		90-986	1,071	56-38.1
1978	881	4,227	4.8	384.3			242	22.0			123	109	21	253	29-18	33		84-854	1,154	50-37.9
1979	850	4,420	5.2	401.8			286	26.0			114	96	14	224	36-22	47		86-890	1,332	51-41.7
1980	870	3,179	3.65	264.9			161	13.4			85	89	18	192	31-15	39		87-884	1,468	86-39.9
1981	789	4,205	5.32	382.2			279	25.3			61	144	20	225	24-9	24		91-967	1,193	57-41.7
1982	866	4,433	5.12	369.4			308	25.7			79	133	20	232	26-17	35		105-1,004	1,323	76-37.5
1983	776	3,755	4.84	312.9			221	18.4			57	127	17	201	16-8	33		94-707	1,370	74-44.0
1984	760	3,683	4.85	306.9			265	22.1			66	109	17	192	23-11	27		99-742	1,411	76-42.5
1985	827	5,242	6.34	436.8			348	29.0			94	149	16	259	38-17	29		110-917	988	48-41.5
1986	833	3,795	4.6	345.0		8	254	23.1		7	84	127	12	233	19-8	20		86-678	1,264	69-40.3
1987	924	5,263	5.7	438.6	10	3	357	29.8	17	3	87	169	25	281	27-19	35		109-908	1,581	60-42.6
1988	820	3,634	4.4	330.4	68	8	204	18.5	79	7	70	124	11	205	26-8	26		75-673	1,738	71-39.8
1989	951	5,610	5.9	467.5	7	3	368	30.7	19	5	108	166	18	292	24-12	32		90-831	1,344	55-39.8
1990	927	5,798	6.3	527.9	3	2	459	41.7	3	2	95	174	18	287	20-7	15		92-829	1,080	50-37.1
1991	955	5,739	6.0	478.3	6	2	403	33.6	14	2	127	143	21	291	26-14	29		97-893	1,421	61-37.6
1992	807	4,776	5.9	434.2	13	3	334	30.4	14	3	104	110	16	230	13-5	16		75-615	4,399	32-11.1
1993	914	5,586	6.1	465.5	11	4	413	34.4	14	3	110	168	27	305	20-12	26		102-838	1,440	55-36.1
1994	815	4,480	5.5	407.3	26	7	332	30.2	23	5	96	131	16	243	28-15	31		79-567	1,363	59-38.4
1995	883	5,785	6.6	482.1	7	1	401	33.4	12	1	133	132	17	282	21-13	27		94-875	1,610	52-43.0
1996	813	5,241	6.5	476.5	8	3	428	38.9	8	3	101	147	12	260	17-7	12	27:59	84-631	1,597	48-46.5
1997	800	3,994	5.0	332.8	76	10	257	21.4	77	12	77	107	15	199	25-10	26	28:41	103-907	1,315	66-42.4
1998	742	3,668	4.9	333.5	75	12	230	20.9	78	10	101	76	15	192	20-9	20	31:06	78-679	1,229	63-40.0
1999	772	4,206	5.4	382.4	49	4	272	24.7	68	5	108	92	17	217	25-13	24	30:44	80-670	985	57-36.8
2000	804	3,852	4.8	305.0	103	6	170	15.5	106	8	64	109	14	187	22-11	24	29:17	58-487	1,170	81-40.5
2001	762	3,554	4.7	323.1	98	8	184	16.7	111	8	85	88	15	188	23-13	28	31:03	66-566	1,256	67-41.4
2002	954	5,250	5.5	403.8	29	2	309	23.8	82	6	68	188	25	281	24-17	27	27:47	82-686	1,450	65-39.2
2003	855	4,079	4.8	339.9	88	6	224	18.7	102	7	84	118	20	222	21-12	29	30:13	81-737	1,007	71-41.1
2004	821	4,123	5.0	374.8	56	4	234	21.3	91	6	85	115	18	218	21-10	27	29:24	89-817	1,131	62-36.0
2005	859	4,549	5.3	379.1	58	7	323	26.9	56	6	94	126	19	239	23-12	26	28:56	72-566	1,124	67-44.8
2006	717	3,234	4.5	269.5	108	9	170	14.2	113	9	85	74	16	175	26-8	25	29:55	71-260	1,057	64-39.9
2007	817	4,519	5.5	376.6	73	5	301	25.1	76	6	70	136	12	218	13-7	16	27:14	72-602	1,632	73-43.6
2008	773	3,749	4.8	312.4	99	8	231	19.3	104	8	59	129	19	207	17-14	25	26:14	73-612	1,518	72-39.1
2009	776	4,103	5.3	341.9	86	7	280	23.3	85	6	50	145	19	214	17-9	25	27:47	67-570	1,525	62-43.7
2010	865	5,937	6.9	456.7	16	2	455	35.0	20	2	92	154	18	264	13-8	22	28:15	77-672	1,020	55-43.7
2011	935	5,556	5.9	427.4	32	4	387	29.8	46	4	114	148	19	281	15-8	16	30:24	60-534	1,388	61-43.8
2012	887	5,156	5.8	396.6	61	4	427	32.8	36	3	150	103	25	278	25-14	25	30:56	73-638	1,338	49-41.0
2013	972	5,524	5.7	424.9	51	7	387	29.8	59	9	114	139	16	269	27-16	30	32:03	88-768	1,478	57-38.8
2014	866	5,128	5.9	394.5	71	8	325	25.0	88	8	129	105	18	252	14-7	22	31:19	77-694	1,177	59-35.8
2015	927	5,254	5.7	375.3	85	7	450	32.1	46	3	150	85	25	260	16-9	12	32:43	89-813	1,565	77-40.3
2016	892	5,703	6.4	407.4	68	6	493	35.2	29	4	165	94	19	278	16-9	17	31:23	98-845	1,619	63-41.3
2017	827	5,202	6.3	400.2	64	6	400	30.8	45	4	140	92	23	255	13-9	13	31:55	85-758	1,339	60-37.6

# - Does not include interception return yardage. ^ - Does not include punt return yardage. CR - Conference ranking. NR - National ranking.

# Defense Year-By-Year



EIGHT STRAIGHT BOWL GAME APPEARANCES ► 21 CONFERENCE CHAMPIONSHIPS

DEFENSE YEAR-BY-YEAR ◀ HISTORY

Season	G			Conf.			Rushing					Passing					NR		CR				
	G	W-L-T	Pct.	W-L-T	Pct.	Place	No.	Yds.	TDs	YPG	YPC	Att.	Com.	Int.	TDs	Yards	Rating	YPG	NR	CR			
1949	9	6-3	.667	3-1	.750	2nd		1,307		145.2					1,091		121.2						
1950	9	5-3-1	.611	3-0-1	.875	1st		1,539		171.0		199	89	11	11	1,057	96.5	117.4					
1951	11	10-0-1	.954	4-0	1.000	1st		1,497		149.7		220	65	32	7	899	45.2	89.9					
1952	9	4-5	.444	2-2	.500	3rd		2,049		227.7		208	94	17		1,309		145.4					
1953	9	5-3-1	.611	3-1-1	.700	2nd		1,052		116.9		151	47	15	4	657	56.6	72.7					
1954	9	5-4	.556	2-2	.500	2nd	364	1,354		150.4		160	64	24	5	789	61.7	88.0					
1955	10	2-8	.200	no conference standings			438	1,787		178.7		173	77	11	12	1,188	112.4	118.8					
1956	9	4-3-2	.556	2-1-1	.625	t-2nd	350	1,820		202.2		196	103	13	11	1,482	121.3	164.7					
1957	9	2-7	.222	0-1	.000	5th	423	2,181		242.3		139	69	13	11	1,075	122.0	119.4					
1958	8	3-5	.375	1-4	.200	4th	419	2,052		256.5		125	52	12		861		107.6					
1959	8	1-6-1	.187	0-5	.000	6th		2,001	23	250.1		159	85	8	7	1,161	119.3	145.1					
1960	8	1-6-1	.187	0-5	.000	6th		1,313		164.1		146	80	6		1,153		144.1					
1961	10	7-2-1	.750	2-2-1	.500	4th	385	1,573		157.3	4.1	195	94	18		1,082		108.2					
1962	10	8-2	.800	5-0	1.000	1st	374	1,403		140.3	3.8	175	75	23		950		95.0					
1963	9	7-2	.778	3-1	.750	t-1st	323	1,123	9	124.8	3.5	216	102	21	7	1,078		80.4		119.8			
1964	10	8-2	.800	4-1	.800	2nd	349	617	5	61.7	1.8	267	123	23	4	1,309		75.0		130.9			
1965	10	8-2	.800	3-2	.600	3rd	354	510	4	51.0	1.4	255	98	17	7	1,184		73.2		118.4			
1966	11	11-0	1.000	5-0	1.000	1st	356	747	7	74.7	2.1	278	137	14	7	1,462		91.7		146.2			
1967	11	10-1	.909	5-0	1.000	1st	409	880	4	80.0	2.2	326	136	14	15	1,655		91.0		165.5			
1968	10	9-0-1	.950	independent			398	1,001	9	100.1	2.5	321	146	26	11	1,828		88.4		182.8			
1969	11	11-0	1.000	6-0	1.000	1st	411	1,069	15	106.9	2.6	314	128	36	11	1,700		74.9		170.0			
1970	11	9-2	.818	5-1	.833	t-1st	512	1,201	10	109.2	2.3		1	230	85	12	6	1,062		73.9	96.5	1	
1971	11	8-4	.667	5-1	.833	t-4th	549	1,534	20	139.5	2.8	3	260	112	17	8	1,562		90.6		142.0	3	
1972	11	10-1	.909	4-0	1.000	1st	506	1,608	9	146.2	3.2	4	233	98	12	9	1,364		93.7		124.0	4	
1973	11	9-1-1	.863	3-0-1	.875	1st	551	1,820	10	165.5	3.3	4	332	136	31	6	1,660		70.3		150.9	4	
1974	11	8-2-1	.773	4-0	1.000	1st	527	1,807	11	164.3	3.4		2	277	106	18	10	1,512		83.0	137.5	3	
1975	11	8-3	.727	3-2	.600	1st	507	1,449	10	131.7	2.8	12	2	240	106	20	7	1,361		84.8	123.7	3	
1976	11	10-1	.909	independent			498	1,713	10	155.7	3.4	247	107	16	4	1,228		77.5		111.6			
1977	11	10-1	.909	independent			512	1,243	13	113.0	2.4	334	169	22	9	2,266		103.3		206.0			
1978	11	4-7	.363	2-4	.300	t-5th	530	2,191	20	199.2	4.1	225	106	11	10	1,444		105.9		131.3			
1979	11	8-3	.727	5-2	.714	t-6th	513	2,024	18	184.0	3.9	278	125	22	11	1,773		95.8		161.2			
1980	12	4-8	.333	4-4	.500	4th	626	2,357	21	196.4	3.8	277	144	15	16	1,944		119.2		162.0			
1981	11	6-5	.545	3-5	.375	6th	517	1,891	17	171.9	3.7	322	165	19	14	2,057		107.5		187.0			
1982	12	7-5-0	.583	4-3-0	.571	t-3rd	517	2,166	19	151.5	3.5	382	205	17	21	2,573		119.5		214.4			
1983	12	2-9-1	.208	1-6-1	.187	8th	639	3,323	30	250.8	4.7	315	175	15	14	2,554		128.8		212.8			
1984	12	4-7-1	.375	4-3-1	.562	t-4th	548	2,307	14	160.1	3.5	363	189	14	10	2,501		111.3		208.4			
1985	12	5-6-1	.458	3-4-1	.438	6th	517	2,423	23	167.3	3.9	408	254	9	15	2,859		128.8		238.3			
1986	12	8-4	.667	7-1	.875	1st	393	1,373	10	124.8	3.5		3	379	194	15	16	2,353		109.4	213.9	3	
1987	12	5-7	.417	4-4	.500	5th	508	2,219	36	184.9	4.4	70	7	344	205	16	18	2,994		140.7	249.5	100	8
1988	11	3-8	.273	3-5	.375	t-6th	495	2,528	35	229.8	5.1	89	7	295	165	10	11	2,218		124.6	201.6	68	3
1989	12	6-5-1	.542	4-3	.571	t-5th	454	2,171	27	180.9	4.8	69	4	412	211	19	20	3,143		122.1	261.9	101	7
1990	11	6-5	.545	5-2	.714	3rd	399	1,681	27	152.8	4.2	46	7	375	195	9	22	3,139		136.9	285.3	92	7
1991	13	8-4-1	.654	6-1-1	.813	2nd	453	1,790	22	149.2	4.0	39	1	436	216	11	26	3,643		134.4	303.5	90	6
1992	12	5-5-1	.500	5-3	.625	4th	477	2,189	21	199.0	4.6	83	5	335	176	9	20	2,443		128.1	222.1	92	9
1993	12	6-6	.500	4-4	.500	t-6th	480	2,222	24	185.2	4.6	72	5	381	186	11	26	2,915		129.8	242.9	74	3
1994	11	4-7	.364	2-6	.250	8th	497	2,036	18	185.1	4.1	69	6	379	221	14	19	2,836		130.3	257.8	76	6
1995	12	8-4	.667	5-3	.625	5th	451	1,898	13	158.2	4.2	54	3	479	285	26	17	3,606		123.6	300.5	63	5
1996	11	8-3	.727	6-2	.750	*t-2nd	460	1,882	23	171.1	4.1	70	5	363	217	12	16	3,103		139.5	282.1	95	14
1997	12	5-7	.417	4-4	.500	*t-4th	517	1,912	20	159.3	3.7	63	9	337	197	11	19	2,682		137.4	223.5	87	14
1998	12	7-5	.583	7-1	.875	*t-1st	431	1,477	10	134.4	3.4	34	4	345	198	10	16	2,224		121.1	202.2	91	11
1999	11	5-6	.455	3-4	.429	t-5th	425	1,188	2.8	108.0	2.8	19	2	313	180	12	15	2,161		123.7	196.5	67	3
2000	11	3-8	.273	3-4	.429	t-5th	455	1,602	15	145.6	3.5	52	5	349	202	8	15	2,250		121.6	204.6	40	4
2001	11	3-8	.273	2-5	.286	7th	444	1,546	18	140.6	3.5	50	3	309	170	13	15	2,178		121.8	198.0	33	3
2002	13	4-9	.308	4-3	.571	t-3rd	568	2,226	19	171.2	3.9	83	6	435	243	14	31	3,121		133.2	240.1	91	7
2003	12	6-6	.500	3-4	.429	t-4th	468	1,944	5	129.5	3.3	32	2	345	176	12	12	1,923		102.4	160.3	4	1
2004	11	4-7	.364	2-5	.286	7th	451	1,526	13	138.7	3.4	44	2	383	207	14	17	2,501		116.2	227.4	75	7
2005	12	5-7	.417	4-4	.500	t-4th	514	2,223	30	185.2	4.3	95	8	407	236	18	10	2,649		111.9	220.8	61	3
2006	12	3-9	.250	3-5	.375	t-6th	489	2,169	14	180.8	4.4	106	9	294	174	9	22	2,052		136.3	171.0	17	2
2007	12	4-8	.333	3-5	.375	6th	547	2,898	28	241.5	5.3	118	9	397	266	16	23	3,080		143.2	256.7	94	9
2008	12	2-10	.166	1-7	.125	t-8th	583	2,970	35	247.5	5.1	118	9	311	205	9	21	2,559		151.5	213.2	68	6
2009	12	4-8	.333	2-6	.250	7th	503	1,986	23	165.5	3.9	85	7	348	204	11	15	2,598		129.2	216.5	53	4
2010	13	9-4	.692	5-3	.625	t-3rd	521	1,934	16	148.8	3.7	57	4	427	221	10	18	2,665		113.4	205.0	39	4
2011	13	8-5	.615	4-3	.571	4th	533	2,204	23	169.5	4.1	78	3	364	204	15	18	2,882		130.6	221.7	55	5
2012	13	9-4	.692	7-1	.875	t-1st	486	1,735	16	133.5	3.6	28	1	443	274	14	23	3,062		130.7	235.5	65	7
2013	13	8-5	.615	6-2	.750	*t-2nd	467	1,708	20	131.4	3.7	22	2	488	296	8	31	3,312		135.4	254.8	98	7
2014	13	7-6	.538	5-3	.625	*t-1st	522	2,001	22	153.9	3.8	48	4	355	198	14	10	2,321					



# Defense Year-By-Year



EIGHT STRAIGHT BOWL GAME APPEARANCES ► 21 CONFERENCE CHAMPIONSHIPS

Season	Total Offense				Scoring				First Downs				Fumbles		Opponent Miscellaneous					
	Plays	Yards	YPP	YPG	NR	CR	Points	PPG	NR	CR	Rush	Pass	Pen	Total	No-Lost	TOs	ToP	Pen-Yds	Return	Punts
1949		2,398		266.4			200	22.2						102						
1950		2,596		288.4			186	20.7			88	43	6	137	41-24	35		46-412		53-30.2
1951		2,396		239.6			120	12.0						127	27	59		538		31.9
1952		3,358		373.1			267	29.7						142	15	32		532		33.5
1953		1,706		189.6			142	15.8						86	15	30		418		36.7
1954	524	2,146	4.1	240.4			141	15.7						94	17	41		52-567		54-32.9
1955	611	2,975	4.9	297.5			231	23.1			93	44	11	148	45-18	29		69-594	811#^	44-36.4
1956	545	3,101	5.7	344.6			217	24.1			86	51	3	140	24-20	33		534	665#^	29-38.7
1957	562	3,256	5.8	361.8			243	27.0			106	41	6	153	35-22	35		56-567	1,090	37-30.0
1958	544	2,913	5.4	364.1			200	25.0			95	38	2	135	31-19	31		61-524	526#	26-36.3
1959		2,963		370.4			208	26.1			84	42	2	128	17-9	17		51-523	736#	25-34.7
1960		2,466		308.3			207	25.9						116						
1961	580	2,655	4.6	265.5			154	15.4			98	45	1	144	10-6	24		50-417	841	45-32.0
1962	549	2,353	4.3	235.3			135	13.5			68	44	5	117	21-12	35		37-334	1,491	41-36.2
1963	539	2,201	4.1	244.6			118	13.1			67	43	12	122	15-9	30		44-413	1,136	42-36.4
1964	616	1,926	3.1	192.6			71	7.1			54	54	21	129	37-20	43		61-537	1,068	65-33.2
1965	609	1,694	2.8	169.4			87	8.7			47	54	20	121	28-21	38		51-447	1,225	77-34.5
1966	634	2,209	3.5	220.9			98	9.8			54	61	19	134	16-11	25		52-569	1,049	77-37.6
1967	735	2,535	3.4	253.5			129	12.9			62	76	26	164	28-17	31		59-630	1,373	76-35.2
1968	719	2,829	3.9	282.9			155	15.5			69	70	15	154	28-17	43		59-743	1,535	74-37.0
1969	725	2,769	3.8	276.9			187	18.7			67	57	23	147	22-12	48		50-486	1,648	71-36.0
1970	742	2,263	3.0	205.7		1	123	11.2			77	37	20	134	36-15	29		62-681	1,328	103-35.3
1971	809	3,096	3.8	281.5		2	230	20.9			101	58	23	182	38-19	36		64-659	1,235	67-34.1
1972	739	2,972	4.0	270.2		4	143	13.0			85	52	14	151	36-25	37		71-718	1,258#	84-35.3
1973	883	3,480	4.0	316.4		4	129	11.7			95	86	17	198	38-19	40		61-607	1,192#	59-37.1
1974	816	3,319	4.1	301.7		2	170	15.5			105	62	18	185	27-16	34		73-848	1,393#	75-34.3
1975	747	2,810	3.8	255.5		1	145	13.1			86	61	21	168	33-15	35		58-672	1,199#	73-35.8
1976	745	2,941	3.9	267.3			125	11.4			101	52	21	174	25-15	31		67-697	931#	75-36.0
1977	856	3,509	4.1	319.0			165	15.0			85	106	28	219	25-14	36		49-518	1,023#	60-35.0
1978	755	3,635	4.8	330.5			257	23.3			110	68	27	205	28-18	29		75-729	1,031	60-40.8
1979	791	3,797	4.8	345.2			276	25.1			95	78	27	200	43-21	43		78-756	1,694	60-38.7
1980	903	4,301	4.8	358.4			294	24.5			141	79	29	249	41-28	43		86-901	1,057	65-41.5
1981	839	3,948	4.7	358.9			227	20.6			111	88	15	214	27-14	33		79-785	1,241	65-37.7
1982	899	4,386	4.9	365.5			320	26.7			104	116	22	242	28-14	31		86-707	940	77-36.2
1983	954	5,563	5.8	463.6			347	28.9			159	117	13	289	29-17	32		84-751	731	53-41.8
1984	911	4,422	4.9	368.5			250	20.8			106	120	19	245	36-15	29		78-699	983	69-40.3
1985	925	4,867	5.3	405.6			317	26.4			117	133	21	271	25-12	21		93-798	1,293	67-40.4
1986	772	3,726	4.8	338.7		3	240	21.8		5	92	96	13	201	30-16	31		75-600	1,526	63-39.6
1987	852	5,213	6.1	434.4	95	7	428	35.7	98	8	113	137	19	269	25-14	30		85-802	1,731	53-38.6
1988	790	4,746	6.0	431.5	95	6	384	34.9	100	8	134	102	17	253	22-12	22		64-523	1,407	50-38.0
1989	866	5,314	6.1	442.8	96	7	378	31.5	90	6	104	133	20	257	22-9	28		76-665	1,870	58-39.0
1990	774	4,820	6.2	438.2	95	9	386	35.1	100	9	94	115	24	233	21-16	25		72-606	1,541	64-37.6
1991	889	5,433	6.1	452.8	103	8	361	30.1	86	5	107	124	25	256	26-12	23		93-757	1,169	69-37.7
1992	812	4,632	5.7	421.1	97	8	337	30.6	95	9	111	109	10	229	29-12	21		68-523	1,212	64-40.0
1993	878	5,137	5.9	428.1	94	7	392	32.7	99	8	106	116	14	236	21-9	20		103-964	1,694	68-38.2
1994	876	4,872	5.6	442.9	95	7	337	30.6	87	7	112	133	8	253	24-13	27		77-583	1,171	53-38.0
1995	947	5,504	5.8	458.7	95	8	283	23.6	56	3	99	168	17	284	26-11	37		104-872	1,738	59-36.8
1996	823	4,985	6.1	453.2	100	13	303	27.6	69	8	103	129	19	251	19-8	20	32:01	56-551	1,158	59-43.3
1997	854	4,594	5.4	382.8	72	13	333	27.8	74	11	107	98	34	243	25-12	23	31:19	70-609	1,578	62-40.5
1998	776	3,701	4.8	336.5	35	5	224	20.4	32	5	87	101	20	208	22-10	20	28:54	67-570	1,361	58-39.3
1999	738	3,349	4.5	304.5	16	1	226	20.5	30	3	67	94	17	178	18-8	20	29:14	78-631	1,174	65-39.6
2000	804	3,852	4.8	350.2	45	5	273	24.8	57	5	84	113	12	209	25-11	17	30:43	72-640	1,504	68-41.4
2001	753	3,724	4.9	338.6	34	3	290	26.4	66	5	87	89	16	192	21-6	19	28:57	70-604	1,405	61-40.8
2002	1,003	5,347	5.3	410.9	95	7	411	31.6	92	7	130	139	23	292	31-13	27	32:08	79-665	1,177	73-39.9
2003	813	3,477	4.3	289.8	8	1	207	17.3	13	1	77	87	27	191	23-16	28	29:47	73-700	1,511	76-41.6
2004	834	4,027	4.8	366.1	52	3	282	25.6	62	4	91	103	28	222	21-12	26	30:36	66-604	1,359	65-39.2
2005	921	4,872	5.3	406.0	83	6	325	27.1	71	4	129	118	16	263	19-10	28	31:04	80-722	1,587	61-39.9
2006	783	4,221	5.4	351.8	73	6	325	27.1	94	8	125	91	18	234	15-9	18	30:05	51-430	1,208	41-37.1
2007	944	5,978	6.3	498.2	115	9	413	34.4	103	9	168	145	9	322	15-6	22	32:45	69-610	1,742	49-40.4
2008	894	5,529	6.2	460.8	113	9	446	37.2	113	9	157	113	10	280	15-10	19	33:45	64-573	1,529	51-37.5
2009	851	4,584	5.4	382.0	74	5	366	30.5	98	7	114	116	20	250	12-4	15	32:13	76-707	1,741	49-42.0
2010	948	4,599	4.9	353.8	44	5	287	22.1	35	5	112	126	25	263	16-6	16	31:45	81-687	1,711	77-39.5
2011	897	5,086	5.7	391.2	68	4	325	25.0	57	3	119	107	17	243	28-13	28	29:36	78-644	1,361	70-39.9
2012	929	4,797	5.2	369.0	39	3	317	24.4	42	3	109	140	25	274	22-12	14	29:04	66-590	1,286	57-37.3
2013	955	5,020	5.3	386.2	53	2	412	31.7	92	5	95	145	26	266	18-11	19	27:57	82-628	1,100	71-40.6
2014	877	4,322	4.9	332.5	16	1	258	19.8	13	2	113	97	25	235	18-12	14	28:41	66-556	1,361	69-41.0
2015	863	4,022	4.7	287.3	5	1	230	16.4	7	1	83	104	33	220	25-11	34	27:16	74-634	1,490	89-42.0
2016	925	4,416	4.8	315.4	11	1	283	20.2	17	1	92	126	18	236	12-3	29	28:37	73-673	1,411	83-41.7
2017	804	4,088	5.1	314.5	11	1	263	20.2	21	3	98	85	16	199	16-6	20	28:05	61-545	1,148	72-41.9

# - Does not include interception return yardage. ^ - Does not include punt return yardage. CR - Conference ranking. NR - National ranking.

# Coaching History



EIGHT STRAIGHT BOWL GAME APPEARANCES ► 21 CONFERENCE CHAMPIONSHIPS

## Coaching Ledger

18 head coaches listed chronologically

Coach	Alma Mater	Years	Seasons	Games	W	L	T	Pct.	PF	PA	APF	APA	CC	BG
C.E. Peterson	Oregon State	1921-29	9	78	43	31	4	.577	1,274	828	16.33	10.62	3	0
W.B. Herreid	Washington State	1930-34	5	46	20	21	5	.489	383	366	8.33	7.96	0	0
Leo Calland	USC '23	1935-41	7	60	34	22	4	.600	638	552	10.63	9.20	2	0
John Eubank	Washington State '33	1942	1	7	0	6	1	.071	50	211	7.14	30.14	0	0
Bob Breitbard	San Diego State '41	1945	1	7	2	5	0	.286	65	163	9.29	23.29	0	0
Bill Terry	Western Kentucky '32	1946	1	10	6	4	0	.600	152	105	15.20	10.50	0	0
Bill Schutte	Idaho '33	1947-55	9	88	48	36	4	.568	1,852	1,645	21.05	18.69	2	2
Paul Governali	Columbia '43	1956-60	5	42	11	27	4	.310	437	1,075	10.40	25.60	0	0
Don Coryell	Washington '50	1961-72	12	125	104	19	2	.840	3,998	1,630	31.98	13.04	7	3
Claude Gilbert	San José State '59	1973-80	8	89	61	26	2	.697	2,167	1,561	24.35	17.54	2	0
Doug Scovil	Pacific '52	1981-85	5	59	24	32	3	.432	1,415	1,466	23.98	24.85	0	0
Denny Stoltz	Alma College '55	1986-88	3	35	16	19	0	.457	853	1,091	24.37	31.17	1	1
Al Luginbill	Cal Poly Pomona '67	1989-93	5	59	31	25	3	.551	1,994	1,833	33.80	31.41	0	1
Ted Tollner	Cal Poly SLO '62	1994-01	8	91	43	48	0	.473	2,266	2,371	24.90	26.05	1	1
Tom Craft	San Diego State '77	2002-05	4	48	19	29	0	.396	1,090	1,225	22.71	25.52	0	0
Chuck Long	Iowa '85	2006-08	3	36	9	27	0	.250	742	1,184	20.61	32.89	0	0
Brady Hoke	Ball State '82	2009-10	2	25	13	12	0	.520	735	653	29.40	26.12	0	1
Rocky Long	New Mexico '74	2011-Present	7	93	64	29	0	.688	2,869	2,088	30.85	22.45	3	7
<b>PROGRAM TOTALS</b>			<b>95</b>	<b>998</b>	<b>548</b>	<b>418</b>	<b>32</b>	<b>.565</b>					<b>21</b>	<b>16</b>

APF - Average Points For; APA - Average Points Against; CC - Conference Championships (outright or shared); BG - Bowl Games.

### Most Victories

Coach (Seasons)	Wins
Don Coryell (1961-72)	104
<b>Rocky Long (2011-present)</b>	<b>64</b>
Claude Gilbert (1973-80)	61
Bill Schutte (1947-55)	48
Ted Tollner (1994-2001)	43
C.E. Peterson (1921-29)	43
Leo Calland (1935-41)	34
Al Luginbill (1989-93)	31
Doug Scovil (1981-85)	24
W.B. Herreid (1930-34)	20
Tom Craft (2002-05)	19
Denny Stoltz (1986-88)	16
Brady Hoke (2009-10)	13
Paul Governali (1956-60)	11
Chuck Long (2006-08)	9
Bill Terry (1946)	6
Bob Breitbard (1945)	2
John Eubank (1942)	0

### Highest Winning Percentage

Coach (Seasons)	Percentage
Don Coryell (1961-72)	.840
Claude Gilbert (1973-80)	.697
<b>Rocky Long (2011-present)</b>	<b>.688</b>
Leo Calland (1935-41)	.600
Bill Terry (1946)	.600
C.E. Peterson (1921-29)	.577
Bill Schutte (1947-55)	.568
Al Luginbill (1989-93)	.534
Brady Hoke (2009-10)	.520
W.B. Herreid (1930-34)	.489
Ted Tollner (1994-2001)	.473
Denny Stoltz (1986-88)	.457
Doug Scovil (1981-85)	.432
Tom Craft (2002-05)	.396
Paul Governali (1956-60)	.310
Bob Breitbard (1945)	.286
Chuck Long (2006-08)	.250
John Eubank (1942)	.071

### Most Games Coached

Coach (Seasons)	Games
Don Coryell (1961-72)	125
<b>Rocky Long (2011-present)</b>	<b>93</b>
Ted Tollner (1994-2001)	91
Claude Gilbert (1973-80)	89
Bill Schutte (1947-55)	88
C.E. Peterson (1921-29)	78
Leo Calland (1935-41)	60
Doug Scovil (1981-85)	59
Al Luginbill (1989-93)	58
Tom Craft (2002-05)	48
W.B. Herreid (1930-34)	46
Paul Governali (1956-60)	42
Chuck Long (2006-08)	36
Denny Stoltz (1986-88)	35
Brady Hoke (2009-10)	25
Bill Terry (1946)	10
Bob Breitbard (1945)	7
John Eubank (1942)	7

### Most Bowl Games Coached

Coach (Seasons)	Games
<b>Rocky Long (2011-present)</b>	<b>7</b>
Don Coryell (1961-72)	3
Bill Schutte (1947-55)	2
Brady Hoke (2009-10)	1
Ted Tollner (1994-2001)	1
Al Luginbill (1989-93)	1
Denny Stoltz (1986-88)	1



**C.E. Peterson**

1921-29  
Record: 43-31



**W.B. Herreid**

1930-34  
Record: 20-21-5



**Bill Terry**

1946  
Record: 6-4



**Bill Schutte**

1947-55  
Record: 48-36-4



**Paul Governali**

1955-60  
Record: 11-27-4



**Don Coryell**

1961-72  
Record: 104-19-2



**Claude Gilbert**

1973-80  
Record: 61-26-2



**Doug Scovil**

1981-85  
Record: 24-32-3



**Denny Stoltz**

1986-88  
Record: 16-19



**Al Luginbill**

1989-93  
Record: 31-25-2



**Ted Tollner**

1994-2001  
Record: 43-48-0



**Tom Craft**

2002-05  
Record: 19-29



**Chuck Long**

2006-08  
Record: 9-27



**Brady Hoke**

2009-10  
Record: 13-12

# Bowl History



EIGHT STRAIGHT BOWL GAME APPEARANCES ► 21 CONFERENCE CHAMPIONSHIPS

## All-Time Bowl Appearances

16 Appearances - 8 Wins, 8 Losses || Division I Era: 12 Appearances - 5 Wins, 7 Losses

Season	Bowl	Date	Opponent	Result	SDSU MVP*
1947	Harbor Bowl	1/1/48	Hardin-Simmons	L, 0-53	
1951	Pineapple Bowl	1/1/52	Hawai'i	W, 34-13	
1966	Camellia Bowl	12/10/66	Montana State	W, 28-7	
1967	Camellia Bowl	12/19/67	San Francisco State	W, 27-6	
1969	Pasadena Bowl	12/6/69	Boston Univ.	W, 28-7	
1986	Holiday Bowl	12/30/86	Iowa	L, 38-39	
1991	Freedom Bowl	12/30/91	Tulsa	L, 17-28	
1998	Las Vegas Bowl	12/19/98	North Carolina	L, 13-20	
2010	Poinsettia Bowl	12/23/10	Navy	W, 35-14	Hillman (o)/Preston (d)
2011	New Orleans Bowl	12/17/11	Louisiana	L, 30-32	
2012	Poinsettia Bowl	12/20/12	Brigham Young	L, 6-23	
2013	Famous Idaho Potato Bowl	12/21/13	Buffalo	W, 49-24	Adam Muema
2014	Poinsettia Bowl	12/23/14	Navy	L, 16-17	
2015	Hawai'i Bowl	12/24/15	Cincinnati	W, 42-7	Dakota Gordon
2016	Las Vegas Bowl	12/17/16	Houston	W, 34-10	Donnel Pumphrey
2017	Armed Forces Bowl	12/23/17	Army West Point	L, 35-42	Rashaad Penny

\* - As announced by the bowl game (if applicable)

## Team Records

**Points** - 49 vs. Buffalo, 2013 Famous Idaho Potato Bowl

**First Downs** - 29 vs. Louisiana, 2011 New Orleans Bowl

**Rushing Attempts** - 55 vs. San Francisco State, 1967 Camellia Bowl

**Rushing Yards** - 279 vs. Navy, 2010 Poinsettia Bowl

**Pass Attempts** - 49 vs. Louisiana, 2011 New Orleans Bowl

**Pass Completions** - 28 vs. Louisiana, 2011 New Orleans Bowl

**Total Offense** - 555 vs. Navy, 2010 Poinsettia Bowl

**Penalty Yards** - 166 (21 penalties) vs. San Francisco State, 1967 Camellia Bowl

**3rd Down Conversion Pct.** - .700 (7-for-10) vs. Navy, 2010 Poinsettia Bowl

**Quarterback Sacks By** - 5 vs. Iowa, 1986 Holiday Bowl

## Individual Records

**Rushing Yards** - 229 by Adam Muema (28 carries) vs. Buffalo, 2013 Famous Idaho Potato Bowl

**Passing Yards** - 413 by Ryan Lindley vs. Louisiana, 2011 New Orleans Bowl

**Made Field Goals** - 3 by Donny Hageman vs. Navy, 2014 Poinsettia Bowl

**Tackles** - 17 by Kyahva Tezino vs. Army West Point, 2017 Armed Forces Bowl

## 1948 Harbor Bowl

### HARDIN-SIMMONS 53, SAN DIEGO STATE 0

Jan. 1, 1948 ► Balboa Stadium ► Att: 12,000

SAN DIEGO -- Hardin-Simmons blanked San Diego State, 53-0, before 12,000 in the 1948 Harbor Bowl at Balboa Stadium.

The loss snapped the Aztecs' five-game unbeaten streak, as the Cowboys controlled the ball for the majority of the game, outgaining SDSU, 470-66, on the ground.

San Diego State still finished its bowl season with a 7-3-1 record.

Score by Quarter	1	2	3	4	F
Hardin-Simmons	14	13	14	12	53
San Diego State	0	0	0	0	0

Team Statistics	SDSU	HS
First Downs	11	11
Rushing (Net Yds)	66	470
Passing (Comp.-Att.-Int-Yds)	5-20-1-60	3-5-0-75
Total Net Yardage	126	545

## 1952 Pineapple Bowl

### SAN DIEGO STATE 34, HAWAII 13

Jan. 1, 1952 ► Honolulu Stadium ► Att: N/A

HONOLULU -- Despite the heat and humidity that slowed down a potent San Diego State offense in the first half of the 1952 Pineapple Bowl, the Aztecs pulled away in the second half to take a 34-13 victory over Hawai'i.

After a 14-6 SDSU lead at the half, the Aztecs took advantage of cooler temperatures in the second half with three quick touchdowns by Art Preston, Preston Robinson and Don Jurk.

It would be all the offense they would need as the SDSU defense stopped UH's running back Jimmy Asato and their dangerous single-wing attack.

Most of the Aztecs suffered from a bout of food poisoning following the game, but recovered in time for the flight back to the mainland.

## 1966 Camellia Bowl

### SAN DIEGO STATE 28, MONTANA STATE 7

Dec. 10, 1966 ► Hughes Stadium ► Att: 15,740


SACRAMENTO, Calif. -- Don Horn completed 23-of-38 passes for 343 yards and four touchdowns to lead San Diego State to a 28-7 win over Montana State in the 1966 Camellia Bowl.

Horn had touchdown passes of 22, 50, 32 and 12 yards.

Tom Nettles led the Aztecs with eight catches for 95 yards and a TD. Craig Scoggins had five receptions for 99 yards and Haven Moses caught five passes for 56 yards and two scores. Robert Jones had the other TD for SDSU on a 50-yard reception.

Score by Quarter	1	2	3	4	F
San Diego State	14	7	7	0	28
Montana State	0	0	0	7	7

Team Statistics	SDSU	MSU
First Downs	21	12
Rushing (Att-Net Yds)	28-112	41-115
Passing (Comp.-Att.-Int-Yds)	23-40-1-343	13-19-0-117
Total Offensive Plays	68	60
Total Net Yardage	455	232



## 1967 Camellia Bowl

### SDSU 27, SAN FRANCISCO STATE 6

Dec. 9, 1967 ► Hughes Stadium ► Att: 15,740

SACRAMENTO, Calif. -- The San Diego State defense limited San Francisco State to minus 11 rushing yards and forced eight Gator turnovers en route to a 27-6 victory over San Francisco State at the Camellia Bowl.


Jim Crossley's interception return for a touchdown was the only score of the first half as the Aztecs went into intermission with a 7-0 lead. The interception was one of six SDSU had in the game.

Tom Nettles made it a 14-0 lead for the Aztecs just 2:17 into the second half when he caught a 32-yard TD pass from Joseph Turpen. Two TD runs of one and two yards by Ted Washington gave SDSU all the points it would need down the stretch.

Washington led a balanced Aztec ground game with 94 yards on 23 carries, while Turpen contributed 74 yards on 10 carries and Daniel Laskowski added 61 rushing yards. Turpen also completed 10-of-16 passes for 118 yards and the 32-yard touchdown score to Nettles.

Score by Quarter	1	2	3	4	F
San Diego State	0	7	14	6	27
San Francisco State	0	0	0	6	6

Team Statistics	SDSU	SFSU
First Downs	18	22
Rushing (Att-Net Yds)	55-249	22-(-11)
Passing (Comp.-Att.-Int-Yds)	11-22-1-122	28-60-6-267
Total Offensive Plays	77	82
Total Net Yardage	371	256



## 1969 Pasadena Bowl

### SAN DIEGO STATE 28, BOSTON UNIV. 7


Dec. 6, 1969 ► Rose Bowl ► Att: 41,276

PASADENA, Calif. -- San Diego State spotted Boston University an early touchdown before scoring the final 28 points to earn a 28-7 triumph over the Terriers at the Rose Bowl in Pasadena. It was the third bowl win for the Aztecs in four years.

John Featherstone had touchdown catches of 34 and 57 yards for the SDSU offense, which outgained Boston, 485-167, including a 294-57 advantage through the air.

Dennis Shaw completed 16-of-29 passes for 219 yards and one score, and rushed for another 59 yards on eight carries. Del Pifer led the Aztecs with 60 yards rushing, while Galen Pavelko had two interceptions on defense.

Score by Quarter	1	2	3	4	F
San Diego State	0	14	7	7	28
Boston University	7	0	0	0	7



# Bowl History



EIGHT STRAIGHT BOWL GAME APPEARANCES ► 21 CONFERENCE CHAMPIONSHIPS

Team Statistics	SDSU	BU
First Downs	24	12
Rushing (Att-Net Yds)	50-191	46-110
Passing (Comp.-Att.-Int-Yds)	28-32-3-294	7-17-3-57
Total Offensive Plays	82	63
Total Net Yardage	485	167

## ■ 1986 Holiday Bowl

IOWA 39, SAN DIEGO STATE 38

Dec. 30, 1986 ► Jack Murphy Stadium ► Att: 59,478

SAN DIEGO -- Rob Houghtlin hit a field goal as time expired to lift Iowa to a 39-38 victory over San Diego State in the Holiday Bowl before the largest crowd (59,478) ever to watch an Aztec football game at that time.


Rick Bayless led the Hawkeyes, who were down 28-13 with 7:52 left in the third quarter, with 110 yards and one touchdown on 19 carries.

After two Iowa touchdowns in the fourth quarter, SDSU's Kevin Rahill nailed a 21-yard field goal to give the Aztecs a 38-36 lead with only 47 seconds remaining. However, the Hawkeyes marched down to the Aztec 24-yard-line and Houghtlin made the game-winning kick for Iowa.

Todd Santos completed 21-of-33 passes for 298 yards and three touchdowns to lead the SDSU offense. Corey Gilmore caught nine passes for 70 yards and ran for 35 more, including a 1-yard touchdown run in the third quarter.

Score by Quarter	1	2	3	4	F
Iowa	7	6	8	18	39
San Diego State	6	15	7	10	38

Team Statistics	SDSU	UI
First Downs	17	21
Rushing (Att-Net Yds)	36-117	41-141
Passing (Comp.-Att.-Int-Yds)	21-33-2-298	15-29-1-222
Total Offensive Plays	69	70
Total Net Yardage	415	363



## ■ 1991 Freedom Bowl

TULSA 28, SAN DIEGO STATE 17

Dec. 30, 1991 ► Anaheim Stadium ► Att: 34,217

ANAHEIM, Calif. -- Ron Jackson rushed for 211 yards and a Freedom Bowl-record four touchdowns on 46 carries to lead Tulsa to a 28-17 victory over San Diego State at Anaheim Stadium.


Freshman All-American Marshall Faulk rushed for 157 yards on 30 carries, including a 2-yard touchdown run with 5:23 remaining in the first quarter to give the Aztecs an early 7-0 lead.

After two Tulsa scores, SDSU QB David Lowery capped a 10-play, 65-yard drive with a 4-yard touchdown run to tie the game at 14 at the half.

The Hurricane defense limited the Aztecs to just 83 total yards and a 26-yard field goal by Andy Trakas in the second half, before Jackson's 4-yard TD run with 3:59 remaining sealed the victory for Tulsa.

Score by Quarter	1	2	3	4	F
Tulsa	7	7	7	7	28
San Diego State	7	7	0	3	17

Team Statistics	SDSU	UT
First Downs	21	23
Rushing (Att-Net Yds)	38-189	58-256
Passing (Comp.-Att.-Int-Yds)	19-37-0-164	9-17-0-122
Total Offensive Plays	75	75
Total Net Yardage	353	378



## ■ 1998 Las Vegas Bowl

NORTH CAROLINA 20, SAN DIEGO STATE 13

Dec. 19, 1998 ► Sam Boyd Stadium ► Att: 21,429

LAS VEGAS -- Freshman quarterback Ronald Curry ran for a 48-yard touchdown in the first quarter and linebacker Keith Newman intercepted a Brian Russell pass at the goal line in the final minute as North Carolina held on for a 20-13 victory over San Diego State in the Las Vegas Bowl.

After a 60-yard TD run by SDSU's Lonny Mitchell, UNC rattled off 20 straight points before Nate Tanberg's 32-yard field goal with 2:16



left in the first half brought the Aztecs to within 20-10.

With 9:49 to play in the game, SDSU took control on their own 6-yard line and began a march that covered 75 yards in 13 plays, culminating with a 38-yard field goal by Tanberg with 3:51 left.

The Aztecs got the ball back when Joe Tuipala recovered a fumble on the UNC 23. Two plays later, Russell hooked up with Damon Gourline on a 13-yard gain to the 10. After an incompleteness in the left corner of the end zone, SDSU saw its hopes end moments later when Russell's pass over the middle was tipped by Brandon Spoon and picked off by Newman.

With the wind blowing at nearly 50 miles per hour, the Aztecs limited the Tar Heels to 33 yards passing for the game and held a 20-8 advantage in first downs, while controlling the time of possession, 33:47-26:13.

Score by Quarter	1	2	3	4	F
North Carolina	12	8	0	0	20
San Diego State	7	3	0	3	13

Team Statistics	SDSU	UNC
First Downs	20	8
Rushing (Att-Net Yds)	49-193	37-163
Passing (Comp.-Att.-Int-Yds)	11-23-1-102	4-13-0-33
Total Offensive Plays	72	50
Total Net Yardage	295	196

## ■ 2010 Poinsettia Bowl

SAN DIEGO STATE 35, NAVY 14

Dec. 23, 2010 ► Qualcomm Stadium ► Att: 48,049

SAN DIEGO -- Ronnie Hillman scored four touchdowns and tied his career best with 228 yards rushing on 28 carries to lead San Diego State to its first bowl victory since 1969, a 35-14 win over Navy at Qualcomm Stadium.

Hillman, the Mountain West Conference Freshman of the Year, scored on runs of 22, 37 and 2 yards, and pulled in a 15-yard scoring pass from Ryan Lindley.

Hillman broke the previous Poinsettia Bowl record of 129 yards rushing by Navy's Adam Ballard in 2005. The Aztecs outrushed Navy 279-235.

SDSU took a 14-0 lead in the first quarter on Hillman's 22-yard TD run and Lindley's 53-yard TD pass to Vincent Brown. Navy pulled to 14-7 on Ricky Dobbs' 30-yard scoring pass to Greg Jones early in the second quarter. Hillman put the Aztecs up by two touchdowns again as he ran untouched 37 yards up the middle with 3:15 before halftime. Navy closed within one score on Dobbs' 1-yard keeper seven seconds before halftime.

Lindley then hit a wide-open Hillman in the right corner of the end zone for a 28-14 lead on the first play of the fourth quarter. Hillman scored on a 2-yard run midway through the period for the final score of the game.

Lindley completed 18 of 23 passes for 276 yards. Wide receiver Vincent Brown had eight catches for 165 yards, also a Poinsettia Bowl record.

Score by Quarter	1	2	3	4	F
Navy	0	14	0	0	14
San Diego State	14	7	0	14	35

Team Statistics	SDSU	NAVY
First Downs	27	22
Rushing (Att-Net Yds)	41-279	51-235
Passing (Comp.-Att.-Int-Yds)	18-23-0-276	8-15-1-147
Total Offensive Plays	64	66
Total Net Yardage	555	382



## ■ 2011 New Orleans Bowl


LOUISIANA 32, SAN DIEGO STATE 30

Dec. 17, 2011 ► M.-B. Superdome ► Att: 42,841

NEW ORLEANS -- Making back-to-back bowl game appearances for the first time in its 43-year Division I history, San Diego State dropped a heartbreaking 32-30 decision to Louisiana at the R+L Carriers New Orleans Bowl.

The Aztecs rallied from a 16-point third-quarter deficit to take the lead at 30-29 with just 35 seconds remaining in the game. That was enough time, however, for the Ragin' Cajuns' offense which completed two quick pass plays for a combined 39 yards to get into Aztec territory. Louisiana would move up 10 more yards, including five on a controversial penalty, to set up Brett Baer's game-winning 50-yard field goal as time expired.

San Diego State trailed nearly the entire game, opening scoring in the first quarter with a 27-yard field goal, but then allowing 19 unanswered points, including seven following an 87-yard punt return. Trailing 19-3, the Aztecs got back-to-back touchdowns on identical 16-yard pass plays from quarterback Ryan



# Bowl History



EIGHT STRAIGHT BOWL GAME APPEARANCES ► 21 CONFERENCE CHAMPIONSHIPS

Lindley to wideout Colin Lockett to close the gap to just a pair heading into the final 15 minutes.

The two sides combined for 26 points in the fourth quarter with SDSU getting into the end zone twice and Louisiana notching a touchdown and two field goals, including the game winner.

Score by Quarter	1	2	3	4	F
San Diego State	3	0	14	13	30
Louisiana	6	7	6	13	32

Team Statistics	ULL	SDSU
First Downs	25	29
Rushing (Att-Net Yds)	30-76	31-68
Passing (Comp.-Att.-Int-Yds)	25-44-1-492	28-49-0-413
Total Offensive Plays	74	80
Total Net Yardage	568	481

## ■ 2012 Poinsettia Bowl

**BRIGHAM YOUNG 23, SAN DIEGO STATE 6**  
Dec. 20, 2012 ► Qualcomm Stadium ► Att: 35,442

SAN DIEGO -- Four San Diego State turnovers in the fourth quarter doomed the Aztecs in a 23-6 loss to Brigham Young at the Poinsettia Bowl.

Playing in their school-record third straight bowl game, three of the four turnovers in the quarter led to 20 of the Cougars' 23 points.

SDSU had taken a 6-0 lead with a pair of field goals by Chance Marden. BYU, however, completed a 12-play, 74-yard drive with a 23-yard field goal by Justin Sorensen as the first half expired to halve San Diego State's lead.

After a scoreless third quarter, Kyle Van Noy sacked Aztec quarterback Adam Dingwell and recovered the ball in the end zone to give Brigham Young its first lead of the game at 10-6 with 12:32 remaining.

Dingwell fumbled the snap on SDSU's next play from scrimmage and Jamaal Williams answered with a 14-yard touchdown run on the Cougars' first play.

With 6:09 left, Van Noy intercepted Dingwell's pass on the San Diego State 17 and got into the end zone for BYU's final points of the game.

Aztec running back Adam Muema led all players with 103 rushing yards on 26 carries.

Score by Quarter	1	2	3	4	F
Brigham Young	0	3	0	20	23
San Diego State	3	3	0	0	6

Team Statistics	SDSU	BYU
First Downs	13	17
Rushing (Att-Net Yds)	39-119	30-52
Passing (Comp.-Att.-Int-Yds)	12-29-3-144	23-44-3-244
Total Offensive Plays	68	74
Total Net Yardage	263	296



## ■ 2014 Poinsettia Bowl

**NAVY 17, SAN DIEGO STATE 16**  
Dec. 23, 2014 ► Qualcomm Stadium ► Att: 33,077

SAN DIEGO -- Donny Hageman missed a 34-yard field goal with 20 seconds left as Navy held on for a narrow 17-16 triumph over San Diego State in the 2014 Poinsettia Bowl.

After the Midshipmen scored the go-ahead points on a 30-yard field goal by Austin Grebe with 1:27 remaining, the Aztecs mounted one last charge, marching 63 yards to the Navy 17. Quinn Kaehler completed 4 of 6 passes on the drive, connecting with Eric Judge on a 32-yard gain followed by a 16-yarder to Donnell Pumphrey to put SDSU in striking position. However, Hageman's game-winning attempt was wide right, snapping the Aztecs' eight-game home victory streak.

Pumphrey ran for 112 yards and one touchdown to establish an SDSU single-season rushing record with 1,867 yards, eclipsing George Jones' standard of 1,852 yards set in 1995.

Navy drew first blood on a 1-yard plunge by quarterback Keenan Reynolds before the Aztecs reeled off 13 straight points on a 5-yard burst by Pumphrey and Hageman field goals of 43 and 37 yards.

The Midshipmen scored on their first possession of the second half, driving 92 yards on 13 plays, capped by Reynolds' second touchdown of the evening.


After forcing a punt, Navy got the ball back. But on 3rd and 10, Devante Davis recovered a fumble by Midshipmen slot back DeBrandon Sanders, putting SDSU in business at the Navy 18. Four plays later, Hageman split the uprights from 30 yards out, giving the Aztecs a 16-14 advantage.

SDSU had a chance to extend its lead in the fourth quarter after reaching the Navy 12. However, Kaehler's fourth-down pass to Mikah Holder fell incomplete.

Kaehler completed just 11 of 27 passes for 141 yards with two interceptions, including one on the Aztecs' opening drive, which led to Navy's first touchdown.

Score by Quarter	1	2	3	4	F
Navy	7	0	7	3	17
San Diego State	10	3	3	0	16

Team Statistics	SDSU	NAVY
First Downs	18	14
Rushing (Att-Net Yds)	33-186	58-254
Passing (Comp.-Att.-Int-Yds)	11-27-2-141	3-7-0-17
Total Offensive Plays	60	65
Total Net Yardage	327	271



## ■ 2013 Famous Idaho Potato Bowl

**SAN DIEGO STATE 49, BUFFALO 24**  
Dec. 21, 2013 ► Bronco Stadium ► Att: 21,951

BOISE, Idaho -- Adam Muema rushed for 229 yards and three touchdowns en route to earning the game's most valuable player award and helping San Diego State defeat Buffalo, 49-24, in the 2013 Famous Idaho Potato Bowl. It was SDSU's first bowl win outside of its own stadium since the 1969 Pasadena Bowl.

The Aztecs, who never trailed in the contest, capitalized on three crucial Bulls turnovers, scoring 28 unanswered points during the second and third quarters to put the game out of reach.

SDSU rode the legs of quarterback Quinn Kaehler on its initial scoring drive as he hip-toed 29 yards down the right sideline on a bootleg to provide the Scarlet and Black a 7-0 advantage with 21 seconds left in the opening quarter.

After forcing a turnover, Muema tallied the first of his three scores on a 3-yard sweep to increase the SDSU lead to 14-0.


The Bulls, who were held without a first down until the 10:42 mark of the second period, managed to narrow the gap to 14-10 on a 10-yard toss from Licata to Brandon Oliver and a 38-yard field goal by Patrick Clarke.

However, the Aztecs quickly countered with a 5 play, 67-yard march, capped by Muema's 8-yard TD scamper around left end, while Kaehler hit Dylan Denso with a 25-yard scoring strike on the first play following Marcus Andrews' interception return from midfield, giving SDSU a 28-10 bulge at intermission.

Denso also made a key contribution on special teams, recovering a Buffalo fumble on the opening kickoff of the second half to put the Aztecs in business at the Bulls 26. Moments later, Kaehler connected with Adam Roberts from 11 yards out on a post pattern for his second TD pass of the day.

After forcing a three-and-out, Chad Young's 1-yard touchdown plunge increased the Aztec lead to 42-10 with 8:18 left in the third quarter.

Buffalo ended its offensive drought early in the fourth quarter, driving 73 yards in seven plays, culminating in a 23-yard touchdown reception by Alex Neutz. However, the score proved too little too late as Muema wrapped up his



## ■ 2015 Hawai'i Bowl

**SAN DIEGO STATE 42, CINCINNATI 7**  
Dec. 24, 2015 ► Aloha Stadium ► Att: 22,793

HONOLULU -- Fueled by a strong running game, timely special teams play and a dominating defense, San Diego State routed Cincinnati, 42-7, in the 2015 Hawai'i Bowl. The Aztecs (11-3) tied a program record with their 10th straight victory and finished the year with their first 11-win season since 1969.

SDSU wasted no time in establishing control as Rashaad Penny returned the opening kickoff 100 yards for a touchdown. It was the third score on a kickoff return this season for the Mountain West Special Teams Player of the Year, who also broke the Hawai'i Bowl record for longest return.

Fullback Dakota Gordon collected the game's Most Valuable Player award after scoring two touchdowns, including a 16-yard reception on an option pass from Donnell Pumphrey in the second quarter, which gave the Aztecs an insurmountable 21-0 lead by halftime.

Pumphrey, the Mountain West Offensive Player of the Year, carried the ball 25 times for 99 yards and one touchdown, while teammate Chase Price added 68 yards on 13 attempts. With their totals, Pumphrey (1,658 yards) and Price (1,008 yards) became the first pair of running backs in Aztec history to rush for over 1,000 yards in the same season.

The Bearcats entered the game ranked first nationally in passing yards (373.1) and total offense (559.4).



# Bowl History



EIGHT STRAIGHT BOWL GAME APPEARANCES ► 21 CONFERENCE CHAMPIONSHIPS

but were limited to 279 yards on the day by a stifling SDSU defense which registered four sacks and three interceptions, including a 43-yard return for a touchdown by defensive lineman Alex Barrett in the fourth quarter.

Making just his second collegiate start, Aztec quarterback Christian Chapman completed 8 of 11 passes for 113 yards, highlighted by a 14-yard scoring strike to Mikah Holder in the first quarter.

In addition, to Barrett's pick, defensive backs Malik Smith and Damontae Kazee thwarted two Cincinnati drives with interceptions in the first half, while lineman Kyle Kelley led the SDSU pass rush with a career-high 3.5 sacks.

Score by Quarter	1	2	3	4	F
San Diego State	14	7	7	14	42
Cincinnati	0	0	0	7	7

Team Statistics	SDSU	CIN
First Downs	22	15
Rushing (Att-Net Yds)	52-207	32-77
Passing (Comp.-Att.-Int-Yds)	9-12-0-129	19-31-3-202
Total Offensive Plays	64	63
Total Net Yardage	336	279

## ■ 2016 Las Vegas Bowl

**SAN DIEGO STATE 34, HOUSTON 10**

Dec. 17, 2016 ► Sam Boyd Stadium ► Att: 29,286

LAS VEGAS -- Donnel Pumphrey broke the NCAA career rushing record in 2016 in his college finale, running for 115 yards and a touchdown in San Diego State's 34-10 victory over Houston in the Las Vegas Bowl.

Pumphrey passed former Wisconsin star Ron Dayne's mark of 6,397 yards on a 15-yard run early in the fourth quarter, with teammates swarming him on the sideline, and wrapping up his sensational career in his Nevada hometown with 6,405 yards.

Pumphrey's senior total of 2,133 yards rushing ranked him in the top 10 for an FBS player at the time.

Ron Smith returned an interception 54 yards for a touchdown, Curtis Anderson caught a 28-yard touchdown pass from Christian Chapman, Juwan Washington ran for a touchdown, and John Baron kicked two field goals for the Aztecs (11-3). They overcame a 10-0 first-quarter deficit against the Cougars (9-4) for their second consecutive bowl win.

Neither the victory nor Pumphrey's record-setting performance seemed likely after Houston's defense absolutely smothered the Aztecs in the first quarter. Led by freshman Ed Oliver, Houston had seven tackles for loss on San Diego State's first 16 plays. Pumphrey had minus-1 yard rushing on seven carries in the first quarter and the Aztecs didn't have a first down until the first play of the second quarter - on a penalty for running into the kicker.

But Pumphrey started to gash Houston on the perimeter, giving San Diego State the lead for good on a 32-yard touchdown run late in the third quarter, and the defense intercepted four of Houston quarterback Greg Ward Jr.'s passes in the second half.

Ward threw for 229 yards and had a 2-yard touchdown run, tying Bryce Beall's school record of 39 rushing touchdowns.

Score by Quarter	1	2	3	4	F
San Diego State	0	6	14	14	34
Houston	10	0	0	0	10

Team Statistics	SDSU	HOU
First Downs	13	16
Rushing (Att-Net Yds)	37-127	41-25
Passing (Comp.-Att.-Int-Yds)	10-14-0-128	25-34-4-229
Total Offensive Plays	51	75
Total Net Yardage	255	254

## ■ 2017 Armed Forces Bowl

**ARMY WEST POINT 42, SAN DIEGO STATE 35**


Dec. 23, 2017 ► Amon Carter Stadium ► Att: 35,986

FORT WORTH, Texas -- Despite 221 yards and four touchdowns from Rashad Penny, San Diego State fell to Army West Point, 42-35, in the final minute of the 2017 Lockheed Martin Armed Forces Bowl.

The Black Knights' Darnell Woolfolk scored on a 1-yard touchdown run with 18 seconds left and then Kell Walker converted the go-ahead two-point conversion run, before Army West Point's Elijah Riley returned a SDSU fumble 29 yards as time expired.

San Diego State was able to run only 31 plays to Army West Point's 91 and lost the time of possession battle by 32 minutes (46:00 to 14:00).

The Aztecs went into the game ranked ninth in FBS rush defense, allowing 110.4 yards per game. However, Army West Point ran for 120 in the first quarter and for 440 overall.



Penny ran for 221 yards, which made him just the fourth FBS player to run for 200 yards in five straight games. His scores came on runs of 81, on his first carry, 31, 49 and 4 yards. Penny finished with a school-record 2,248 rushing yards on the year, breaking the mark set in 2016 by Donnel Pumphrey.

Juwan Washington also returned a kick 78 yards for a touchdown for San Diego State's other score and added 44 rushing yards on five carries.

Army West Point only completed one pass on four attempts while the Aztecs' Christian Chapman went 6-for-10 for 25 yards with an interception.

SDSU had three players with double-digit tackles: Kyahva Tezino (17), Ronley Lakalaka (15), and Parker Baldwin (10). Tezino's 17 stops were the most by an Aztec since Corey Boudreaux (21) and Andrew Preston (18) on October 11, 2008, vs. Air Force.

Ahmad Bradshaw ran for 180 yards to lead the Black Knights, while matching Penny with four touchdowns.

Score by Quarter	1	2	3	4	F
San Diego State	7	14	7	7	35
Army West Point	7	14	0	21	42

Team Statistics	SDSU	ARMY
First Downs	11	31
Rushing (Att-Net Yds)	21-255	87-440
Passing (Comp.-Att.-Int-Yds)	6-10-1-25	1-4-1-6
Total Offensive Plays	31	91
Total Net Yardage	280	446

## ■ 2018-19 Mountain West Bowl Lineup



### GILDAN NEW MEXICO BOWL

Conference USA vs. Mountain West  
Saturday, Dec. 15, 2018  
Albuquerque, N.M.



### LAS VEGAS BOWL

Pac-12 vs. Mountain West  
Saturday, Dec. 15, 2018  
Las Vegas, Nev.



### FAMOUS IDAHO POTATO BOWL

Mid American vs. Mountain West  
Friday, Dec. 21, 2018  
Boise, Idaho



### HAWAI'I BOWL

American Athletic vs. Mountain West  
Saturday, Dec. 22, 2018  
Honolulu, Hawaii



### NOVA HOME LOANS ARIZONA BOWL

Sun Belt vs. Mountain West  
Friday, Dec. 28, 2018  
Tucson, Ariz.

## ■ 2019 Traditional New Year's Bowl Lineup



### CHICK-FIL-A PEACH BOWL

Saturday, Dec. 29, 2018  
Atlanta, Ga.



### PLAYSTATION FIESTA BOWL

Tuesday, Jan. 1, 2019  
Glendale, Ariz.



### ROSE BOWL

Tuesday, Jan. 1, 2019  
Pasadena, Calif.



### ALLSTATE SUGAR BOWL

Tuesday, Jan. 1, 2019  
New Orleans, La.

# First-Team All-Americans



EIGHT STRAIGHT BOWL GAME APPEARANCES ▶ 21 CONFERENCE CHAMPIONSHIPS



## HENRY ALLISON All-American - 1970

Played two seasons at San Diego State after transferring from College of Sequoias where he also lettered twice ... He anchored the offensive line that set the record for points in a season (44.9 per game) ... Received first-team All-America honors in 1970, his last year at SDSU ... Was drafted in the fifth round by Philadelphia and finished his five-year NFL career with St. Louis and Denver ... SDSU Hall of Fame member.



## WILLIE BUCHANON All-American - 1971

A two-year letterwinner at San Diego State (1970 and 1971) and a team captain his senior season ... Earned most valuable player honors in the 1971 East-West Shrine All-Star Game ... He also played in the Coaches All-America Game and College All-Star Game ... Had five interceptions as a senior, the most on the team and the fifth-highest total in the Pacific Coast Athletic Association ... Also punted 39 times for a 36.5 yard average, the fifth-best mark in the PCAA ... Selected as a cornerback on *The Sporting News* all-time college team ... First-round draft choice by the Green Bay Packers in 1972 ... Named NFL Defensive Rookie of the Year in 1972 ... Charter member of the Aztec Hall of Fame (1988) ... Also inducted into the Packers Hall of Fame (1993) and San Diego Hall of Champions (1994) and has had his No. 28 jersey retired by San Diego State.



## JOHN BUTLER Little All-American - 1935

The first Aztec football player to receive national recognition ... A three-year letterwinner (1933, '34, '35), Butler earned All-America accolades in 1935 ... Played both ways, as a pulling guard on offense and a linebacker on defense ... Voted to the all-conference team all three seasons ... Served as the mayor of San Diego from 1951 to 1955 ... Member of the Aztec Hall of Fame.



## FRED DRYER Little All-American - 1968

A two-year letterwinner and starter at San Diego State (1967, 1968) who helped guide the Aztecs to a 19-1-1 record during his tenure ... Played 13 seasons in the National Football League for the New York Giants and the Los Angeles Rams ... A two-time Pro Bowl selection, Dryer anchored a defensive line that led the Rams to an appearance in Super Bowl XIV ... Following his football career, he had a successful acting career, starting in the long-running television series "Hunter" and later starting his own production company ... Inducted into the Aztec Hall of Fame in 1988 and the College Football Hall of Fame in 1997.



## JOHN DUICH Little All-American - 1938

Played three seasons (1936, '37, '38) ... Was captain and most valuable player on the 1938 team ... Played professional football for the Los Angeles Bulldogs ... His son, Steve, was also an All-American at SDSU ... Was an Aztec Hall of Fame inductee in 2007.



## STEVE DUICH Little All-American - 1967

A two-year letterwinner and starter (1966, '67) who helped guide the Aztecs to a 21-1 record during his stay ... Anchored the offensive line that averaged 29.2 points and 355.7 yards of offense in 10 games ... In his All-America season, the Aztecs averaged nearly four yards per rush with four players gaining more than 280 yards rushing ... Selected in the fifth round of the NFL Draft by the Green Bay Packers ... Son of Aztec All-American John Duich ... Was an Aztec Hall of Fame inductee in 2007.



## LLOYD EDWARDS Little All-American - 1968

Lettered in 1967 and 1968 at San Diego State, helping the Aztecs to a 19-1-1 record in his two seasons ... Earned All-America honors as a senior in 1968 ... Second leading rusher on the '67 squad, with 442 yards on 71 carries for an impressive 6.2 yards per carry ... Followed that up with an 809-yard rushing campaign in 1968, carrying 178 times for a 4.5 rush average ... Also had seven rushing touchdowns in his All-America campaign ... He had three rushing touchdowns and was not stopped for a loss in any of his 71 carries ... Selected in the third round of the 1969 NFL Draft by Oakland.



## MARSHALL FAULK All-American - 1991, '92, '93

Three-time All-American (1991, '92, '93), two-time unanimous consensus All-American (1992, '93) ... Led the nation in rushing as a freshman in 1991 with 1,429 yards and in 1992 as a sophomore with 1,630 yards ... Despite playing just three collegiate seasons, collected 4,557 yards rushing ... Fifth player in NCAA history and first since Cornell's Ed Marinaro in 1970-71 to record back-to-back rushing titles ... Other NCAA Division I-A career ranks include: first in points per game (12.1), seventh in rushing yards per game (148.0), 10th in all-purpose yards per game (180.5), and 13th in career rushing touchdowns (57) and career points (376) among non-kickers ... Finished in the top nine of the Heisman Trophy balloting in all three of his seasons, including second in 1992 and fourth in 1993 ... Career totals included 766 carries for 4,589 yards and 57 touchdowns ... Rushed for at least 100 yards in 23 of his 32 career outings ... Posted seven 200-yard games and two 300-yard games ... Rushed 201 times for 1,429 yards and 21 touchdowns in 1991 to become first freshman in NCAA history to lead nation in scoring (15.6 ppg) and rushing (158 ypg) ... Set a career high and then-NCAA freshman record with 386 rushing yards and seven touchdowns on 37 carries vs. Pacific in his second collegiate game ... Recorded four NCAA freshman records and tied Emmitt Smith for earliest game for freshman to surpass 1,000 yards by doing so in his seventh ... Second overall pick by Indianapolis in 1994 NFL Draft ... A seven-time NFL Pro Bowl selection, he earned league most valuable player honors in 2000 ... Won the world championship with St. Louis in Super Bowl XXXIV on Jan. 30, 2000 ... NFL Hall of Fame inductee in 2011, College Hall of Fame inductee in 2017 and SDSU Hall of Fame in 1998.

Marshall Faulk - SDSU Totals						
Rushing						
	G	Att.	Yds.	Avg.	LG	TDs
1991	9	201	1,429	7.1	63	21
1992	10	265	1,630	6.2	68	15
1993	12	300	1,530	5.1	71	21
Totals	31	766	4,589	6.0	71	57
Receiving						
	G	Rec.	Yds.	Avg.	LG	TDs
1991	9	17	201	11.8	80	2
1992	10	18	128	7.1	17	0
1993	12	47	644	13.7	87	3
Totals	31	82	973	11.9	87	5



## GARY GARRISON Little All-American - 1964

A two-year letterwinner for the Aztecs (1964, '65) ... Set San Diego State records with 26 career touchdown receptions and 1,272 receiving yards in 1964 ... Was the first Aztec player to participate in the East-West Shrine Game ... Taken in the first round of the 1965 futures draft by the San Diego Chargers ... A two-time Pro Bowl selection (1971, '73) ... Inducted into the Aztec Hall of Fame in 1988.



## DON HORN Little All-American - 1966

A two-year player at SDSU, he produced a remarkable senior season ... Led the Aztecs to a perfect 10-0 mark by passing for 2,234 yards, completing 134-of-253 passes (53.0 percent) ... He also threw for 18 touchdowns and rushed for three more ... Led an offense that averaged 28.9 points and 426.6 yards per game ... One of eight Aztec players taken in the 1967 draft, he was selected in the first round by the Green Bay Packers.



## MIKE MALANO All-American - 1999

A four-year letterwinner, Malano earned All-America honors as a senior by the *Football Writers Association* ... All-MW first-team choice as a senior ... Started every game at center, recording 30 knockdowns while not allowing a quarterback sack the entire season ... Helped an offense that generated 373.3 yards per game ... All-WAC first-team selection as a junior in 1998 ... Didn't allow a sack all season and registered 22 knockdowns ... Named Aztecs' Lineman of the Year ... Started the first seven games in 1997 at strong-side offensive guard before moving to center vs. Hawai'i and the remainder of the season ... Started every game at strong-side guard in 1996 ... Part of an offense that finished eighth in the nation in total and scoring offense ... Started all 46 games of his college career ... Selected in the seventh round by the Minnesota Vikings in the 2000 Draft.



## KIRK MORRISON All-American - 2003

Capped off a standout junior season by being named a first-team All-American as well as the Mountain West Defensive Player of the Year ... Repeated as MWC Defensive Player of the Year as a senior ... In 2003, finished fourth in the MWC with 9.6 tackles per game and led the league with 1.33 tackles for loss per game ... Finished second in the conference with 17 tackles for loss on the season ... Led SDSU in tackles for loss, forced fumbles and recoveries ... Reached

# First-Team All-Americans



EIGHT STRAIGHT BOWL GAME APPEARANCES ▶ 21 CONFERENCE CHAMPIONSHIPS

double figures in tackles six times, including 15 stops against BYU ... A three-time first-team all-Mountain West selection ... *College Football News* listed him as one of the top 40 players in the country ... Left SDSU as the school's second all-time leading tackler ... Drafted in 2005 by the Raiders.



## HAVEN MOSES

**All-American - 1967**


Played for two seasons at San Diego State after attending Los Angeles Harbor Junior College ... Helped the Aztecs to a 19-1 mark in 1966 and 1967 ... In addition to earning All-America honors from *The Sporting News* and *Time Magazine* in 1967, he also earned Little All-Coast by the AP and UPI that same year ... Played in the 1967 East-West Shrine Game and also played in the 1968 College All-Star Game and Senior Bowl ... Pulled in 54 passes for 958 yards and seven touchdowns in his All-America senior campaign ... Caught 111 passes for 2,103 yards and 15 TDs in his two seasons on the Mesa ... Was a 1968 first-round draft pick of the Buffalo Bills ... Member of the 1974 Pro Bowl team.



## NORM NYGAARD

**Little All-American - 1954**

A two-time all-conference performer who played for the Aztecs for three seasons (1952, 53, 54) ... His 2,619 career rushing yards were a San Diego State record until Marshall Faulk's arrival ... Aztec Hall of Fame inductee in 2002.



## CRAIG PENROSE

**All-American - 1975**

Played two seasons with the Aztecs (1974 and 1975) after transferring from Colorado ... Led the nation in passing in 1975, becoming the third Aztec player in a five-year span to lead the NCAA in that category (Brian Sipe - 1971, Jesse Freitas - 1973) ... 1975 team MVP ... Finished the 1975 season ranked second nationally in total offense ... Impressive numbers during his All-America campaign, connecting on 198-of-349 passes (56.7 percent) for 2,660 yards with 15 touchdowns while leading SDSU to an 8-3 record ... Selected in the fourth round of the 1976 NFL Draft by Denver ... Played portions of four seasons with the Broncos, logging 18 career games ... Also spent time in the USFL ... Aztec Hall of Fame inductee in 2017.



## NOEL PREFONTAINE

**All-American - 1996**

Named a first-team All-America selection by the *Associated Press* and *Football Writers Association* ... Played at SDSU for two seasons after playing as a freshman at Cal State Fullerton in 1992 and as a sophomore at Arizona State in 1993 ... Punted 48 times for a school-record average of 46.5 yards per punt ... That average was good for second in the nation, just one-tenth of a yard behind the national leader in the category ... Did not have any of his 100 punts in his junior or senior seasons blocked ... Showed amazing consistency as a senior, averaging 41.7 yards or better per punt in all 11 games ... He averaged more than 50 yards per punt in a game twice in 1996, including a 53.5 average against Hawaii ... Recorded a school-record 82-yard punt at New Mexico ... Holds school records for best punting average in both a season and a career ... A CFL all-star ... An Aztec Hall of Fame inductee in 2016.



## RASHAAD PENNY

**All-American - 2017**

2017 NCAA FBS consensus first-team All-American ... 2017 first-team All-American by *Associated Press*, *FWSA*, *The Sporting News*, *ESPN*, *Sports Illustrated*, *USA Today*, *CBS Sports*, *All-American* and *Bleacher Report* ... Finished his career tied for the most kick return touchdowns (7) and return (KR/PR) touchdowns (8) in FBS history ... Also finished with SDSU career records in kick return yards (2,449) and rushing yards per carry (7.49, min. 1,100 yards) ... Was the 2017 MW Offensive Player of the Year and a three-time MW Special Teams Player of the Year (2015-17), becoming the first player in league history to win multiple MW player-of-the-year awards ... Was a four-time MW first-team selection (2015-17 at kick returner, 2017 at running back), two-time Walter Camp FBS Offensive Player of the Week, five-time MW Offensive Player of the Week and four-time MW Special Teams Player of the Week ... Was SDSU's MVP and offensive MVP as a senior, and a two-time SDSU special teams player of the year (2015-16) ... As a senior in 2017, led the nation in rushing yards (2,248), rushing yards per game (172.9), all-purpose yards (2,974) and all-purpose yards per game (228.8), all which were school season records along with 200-yard rushing games (6) and overall touchdowns (28) ... Ranked fifth in NCAA FBS single-season history in both rushing yards (2,248) and all-purpose yards (2,974) ... Finished fifth in the voting for the Heisman Trophy as a senior, and also was a Walter Camp Player-of-the-Year finalist, Maxwell Award semifinalist and Doak Walker Award semifinalist ... Played in all 54 games over his career ... Selected in the first round of the 2018 NFL Draft by Seattle.

Rashaad Penny - SDSU Totals						
Rushing						
	G	Att.	Yds.	Avg.	LG	TDs
2014	13	2	22	11.0	21	0
2015	14	61	368	6.0	55	4
2016	14	136	1,018	7.5	73	11
2017	13	289	2,248	7.8	95	23
<b>Totals</b>	<b>54</b>	<b>488</b>	<b>3,656</b>	<b>7.5</b>	<b>95</b>	<b>38</b>
Kick Return						
	G	KR	Yds.	Avg.	LG	TDs
2014	13	20	500	25.0	57	0
2015	14	24	804	33.5	100	3
2016	14	20	624	31.2	100	2
2017	13	17	521	30.6	100	2
<b>Totals</b>	<b>54</b>	<b>81</b>	<b>2,449</b>	<b>30.2</b>	<b>100</b>	<b>7</b>



## DONNEL PUMPHREY

**All-American - 2016**

2016 first-team All-American by *Walter Camp* and *Sports Illustrated*, and a second-team pick by *Associated Press*, *AFCA*, *USA Today* and *The Sporting News* ... Finished his career ranked first all-time in NCAA FBS history in rushing yards (6,405) ... Also is fifth in all-purpose yards (7,515), tied for eighth in overall touchdowns (67) and ninth in rushing touchdowns (62) ... Is the only player in NCAA FBS history with at least 5,000 rushing yards (or 6,000 yards) and 1,000 receiving yards ... Broke numerous SDSU school records, passing Marshall Faulk his senior year in rushing yards (6,405), all-purpose yards (7,515), 100-yard rushing games (33), overall touchdowns (67), rushing touchdowns (62), overall points (402) and rushing attempts (1,059) ... Finished as the all-time Mountain West leader in rushing yards, all-purpose yards, rushing touchdowns, overall touchdowns and 100-yard games ... Was a two-time MW Offensive Player of

the year (2015-16), three-time MW first-team selection (2014-16) and six-time MW Offensive Player of the Week ... Was SDSU's MVP and offensive MVP three straight seasons (2014-16) ... Led the nation with 2,133 rushing yards as a senior ... As of 2018, has three of the top six rushing seasons in SDSU history ... Tied for 10th in the voting for the Heisman Trophy as a senior, and was also a Doak Walker Award finalist, and a Maxwell Award and Walter Camp Player-of-the-Year Award semifinalist ... Played in all 54 games over his career ... Drafted in the fourth round of the 2017 NFL Draft by Philadelphia.



## TOM REYNOLDS

**All-American - 1971**

An all-Pacific Coast Athletic Association performer who earned team most valuable player honors as a senior ... The nation's leading receiver in 1971 when he hauled in 67 receptions for 1,070 yards and seven touchdowns ... Caught 25 more passes than any other player in the PCAA ... A second-round selection of the New England Patriots in the 1972 NFL Draft ... Played in 21 NFL games and caught 15 passes for 279 yards and two touchdowns in two NFL seasons ... Inducted into the Aztec Hall of Fame in 1990.



## NICO SIRAGUSA

**All-American - 2016**

Was a 2016 *USA Today* first-team All-American and a third-team All-America selection by *Associated Press* ... A two-time first-team all-Mountain West pick (2015-16) ... Blocked for Donnel Pumphrey, the all-time NCAA leading rusher, for all four seasons from 2013-16 ... Blocked for Pumphrey (2,133 yards) and Rashaad Penny (1,018 yards) as a senior, making SDSU the first team in NCAA history with a 2,000-yard and 1,000-yard rusher in the same season ... Played in all 54 games of his career, starting 42 times ... Drafted in the third round of the 2017 NFL Draft by Baltimore.



## KYLE TURLEY

**All-American - 1997**

Joins Marshall Faulk as the only consensus All-Americans in SDSU history ... A semifinalist for both the Outland Trophy and Lombardi Award his senior season ... Earned All-America honors as a senior, becoming the first Aztec offensive lineman to earn that distinction since Henry Allison in 1970 ... Selected to play in both the Senior Bowl and the East-West Shrine postseason all-star games ... Blocked for three different 1,000-yard rushers during his Aztec tenure ... Selected seventh overall in the 1998 draft ... A 2000 *Associated Press* All-Pro ... Set a New Orleans team record against St. Louis in 2000 with three fumble recoveries ... Was a teammate of Marshall Faulk with the Rams ... SDSU Hall of Famer.



## HENRY WILLIAMS

**All-American - 1978**

A two-year letterwinner (1977 and 1978) for the Aztecs, Williams was named a Kodak All-American his senior season ... Also earned second-team honors by *United Press International* in 1978 ... Selected in the sixth round of the 1978 NFL Draft by the Oakland Raiders.



# National Honors



EIGHT STRAIGHT BOWL GAME APPEARANCES ► 21 CONFERENCE CHAMPIONSHIPS

## DIVISION I ERA MULTIPLE ALL-AMERICA RECIPIENTS

14 Players (2 three-time, 12 two-time)

### 3-Time All-American

^Marshall Faulk, RB (1991-1st, 1992-1st, 1993-1st)  
Donnel Pumphrey, RB (2014-HM, 2015-HM, 2016-1st)

### 2-Time All-Americans

Doug Aronson, OG (1985-HM, 1986-3rd)  
Darius Durham, WR (1981-HM, 1982-HM)  
Chris Hardy, RB (1985-HM, 1986-HM)  
Paul Hewitt, RB (1987-HM, 1988-HM)  
Michael Hughes, P (2005-HM, 2007-HM)  
^Pete Inge, OG (1978-2nd, 1979-2nd)  
^Kirk Morrison, LB (2003-1st, 2004-2nd)  
Ricky Parker, DB (1995-HM, 1996-HM)  
^Todd Santos, QB (1986-HM, 1987-3rd)  
^Brian Sipe, QB (1970-HM, 1971-HM)  
^Kyle Turley, OT (1996-HM, 1997-1st)  
Kevin Wells, C (1987-HM, 1988-HM)  
^ - Member of Aztec Hall of Fame

## FIRST-TEAM ALL-AMERICANS

16 times by 14 players  
four consensus All-America selections

Yr.	Player, Position	Source
67	Haven Moses, WR	SN, TM
70	Henry Allison, OG	SN, TM, NEA
71	Willie Buchanan, DB	SN, TM, PW
	Tom Reynolds, WR	TM
75	Craig Penrose, QB	SN, TM
78	Henry Williams, DB	FC
91	Marshall Faulk, RB	AP, SN
92	** Marshall Faulk, RB	AP, FC, FN, FW, SN, UP, WC
93	** Marshall Faulk, RB	AP, FC, FN, FW, SN, UP, WC
96	Noel Prefontaine, P	AP, FW
97	* Kyle Turley, OT	FC, FN, FW, SN
99	Mike Malano, C	FW
03	Kirk Morrison, LB	CF
16	Donnel Pumphrey, RB	SI, WC
	Nico Siragusa, OG	USAT
17	* Rashaad Penny, RB	AA, AP, BR, CBS, ESPN, FW, SI, SN, USAT

## SECOND-TEAM ALL-AMERICANS

13 times by 12 players

Yr.	Player, Position	Source
78	Pete Inge, OG	AP
	Henry Williams, DB	UP
79	Pete Inge, OG	AP, UP
85	Webster Slaughter, WR	AP, FN
90	Patrick Rowe, WR	AP
95	George Jones, RB	AP
96	Noel Prefontaine, P	FN
97	Kyle Turley, OT	AP
01	Larry Ned, RB	AP
04	Kirk Morrison, LB	SN
15	Damontae Kazee, DB	USAT
16	Donnel Pumphrey, RB	AP, FC, USAT, SN
17	Rashaad Penny, RB	SBN, WC, CBS (at all-purpose)

## THIRD-TEAM ALL-AMERICANS

13 times by 13 players

Yr.	Player, Position	Source
63	Neal Petties, WR	AP
70	Tim Delaney, WR	AP
73	Jesse Freitas, QB	AP
79	Pete Inge, OG	FN
83	Jim Sandusky, WR	FN
86	Doug Aronson, OG	AP
	Rob Awalt, TE	AP, FN
87	Todd Santos, QB	SN
95	George Jones, RB	FN
98	Damon Gourdine, WR/KR	SN
02	J.R. Tolver, WR	SN
11	Ronnie Hillman, RB	AP, PS
16	Nico Siragusa, OG	AP

## FOURTH-TEAM ALL-AMERICANS

three times by three players

Yr.	Player, Position	Source
01	Larry Ned, RB	SN
02	J.R. Tolver, WR	SN
15	Rashaad Penny, KR	PS

## HONORABLE MENTION ALL-AMERICANS

61 times by 50 players

Yr.	Player, Position	Source
64	James Allison, RB	NEA
70	Tim Delaney, WR	UP
	Brian Sipe, QB	AP
	Leon Van Gorkum, DE	AP, UP
71	Brian Sipe, QB	AP, UP
76	Travis Hitt, LB	UP
78	Pete Inge, OG	UP
	Don Warren, TE	AP, UP
	Henry Williams, DB	AP
79	Tony Allen, RB	AP
	Pete Inge, OG	SN
	Pat Mulholland, P	SN
	Steve Stapler, WR	AP
	Terrell Ward, DB	AP
80	Kevin Mitchell, LB	SN
81	Vernon Dean, DB	AP, SN
	Darius Durham, WR	AP
	Mike Jezulin, P	AP
	Matt Kofler, QB	SN
82	Darius Durham, WR	AP
83	Matt Long, C	AP
	Jim Sandusky, WR	AP
	Mike Saxon, P	AP
84	Tory Nixon, CB	AP
85	Doug Aronson, OG	AP
	Chris Hardy, RB	AP
	Mike Hooper, DT	AP
	Chris O'Brien, PK	AP
	Todd Richards, LB	AP
	Mike Stevens, MG	AP
86	Levi Esene, DT	AP
	Chris Hardy, RB	AP
	Steve Lauter, DB	AP
	Mario Mitchell, CB	AP
	Todd Santos, QB	AP

87	Paul Hewitt, RB	AP
	Kerry Reed-Martin, TE	AP
	Todd Santos, QB	AP
	Kevin Wells, C	AP
88	Monty Gilbreath, WR	AP
	Paul Hewitt, RB	AP
	Kevin Wells, C	AP
95	Chris Finch, OG	FN
	Ricky Parker, DB	FN
96	Will Blackwell, WR	FN
	Billy Blanton, QB	FN
	Peter Holt, PK	FN
	Adrian Ioja, DE	FN
	Ricky Parker, CB	FN
	Kyle Turley, OT	FN
98	Kabeer Gbaja-Biamila, DE	FN
05	Michael Hughes, P	CF
07	Michael Hughes, P	CF
10	DeMarco Sampson, WR	SI
11	Gavin Escobar, TE	SI
	Ronnie Hillman, RB	SI
	Larry Parker, DB	SI
12	Gavin Escobar, TE	PFW
14	Donnel Pumphrey, RB	SI
15	Damontae Kazee, DB	SI
	Donnel Pumphrey, RB	SI

## FRESHMAN ALL-AMERICANS

13 times by five players

Yr.	Player, Position	Team	Source
01	Kirk Morrison, LB	4th	SN
03	Lynell Hamilton, RB	1st	SN, RI
05	Russell Allen, LB	HM	SN
10	Gavin Escobar, TE	1st	SN
	Ronnie Hillman, RB	1st	FW, PS
	Gavin Escobar, TE	2nd	RI, CF, PS
13	Donnel Pumphrey, RB	2nd	RI, CF, CS
17	Tyler Roemer, OL	1st	USAT
	Tariq Thompson, DB	1st	FW, USAT

\* - Consensus All-American as defined by the NCAA

\*\* - Consensus All-American unanimous selection

AA - All-American, AP - Associated Press, BR - Bleacher Report, CBS - CBS Sports, CF - Collegefootballnews, ESPN - ESPN, FC - American Football Coaches Association (Kodak), FN - Football News, FW - Football Writers Association of America, NEA - Newspaper Enterprise Association, PFW - Pro Football Weekly, PS - Phil Steele.com, PW - Pop Warner, RI - Rivals.com, SBN - SB Nation, SI - Sports Illustrated, SN - Sporting News, TM - Time Magazine, UP - United Press, USAT - USA Today.

## LITTLE ALL-AMERICANS (PRE-DIVISION I ERA)

14 times by 13 players

Yr.	Player, Position
35	John Butler, OG
38	John Duich, OT
54	Norm Nygaard, RB
	Ron Steward, WR
55	Jay Gutowski, OG
56	Jay Gutowski, OG
64	Jim Allison, RB
	Gary Garrison, WR
66	Leo Carroll, DE
	Don Horn, QB
67	Steve Duich, OT
	Haven Moses, WR

# National Honors



EIGHT STRAIGHT BOWL GAME APPEARANCES ► 21 CONFERENCE CHAMPIONSHIPS

68 Fred Dryer, DL  
Lloyd Edwards, RB

## ACADEMIC ALL-AMERICANS

three times by three players

Yr.	Player, Position	Team
78	Don Warren, TE	2nd
98	Scott Auerbach, DB	1st
01	Brian Simnjanovski, P	2nd

## NATIONAL AWARD CANDIDATES

### Recognized by NCFAA

#### Heisman Trophy (Top College Player)

91	Marshall Faulk (9th; 52 pts.)
92	Marshall Faulk (2nd; 1,080 pts.)
93	Marshall Faulk (4th; 250 pts.)
16	Donnel Pumphrey (T-10th; 67 pts.)
17	Rashaad Penny (5th; 175 pts.)

#### Walter Camp Award (National Player of the Year)

11	Ronnie Hillman, RB (preseason)
16	Donnel Pumphrey, RB (semifinalist)
17	Rashaad Penny, RB (finalist)

#### Maxwell Award (College Player of the Year)

06	Lynell Hamilton, RB (preseason)
11	Ronnie Hillman, RB (preseason)
	Ryan Lindley, QB (preseason)
13	Adam Muema, RB (preseason)
15	Donnel Pumphrey, RB (preseason)
16	Donnel Pumphrey, RB (semifinalist)
17	Rashaad Penny, RB (semifinalist)

#### Bednarik Award (Outstanding Defensive Player)

04	Kirk Morrison, LB (preseason)
13	Jake Fely, LB (preseason)
16	Damontae Kazee, CB (preseason)
	Calvin Munson, LB (preseason)

#### Biletnikoff Award (Top Wide Receiver)

02	J.R. Tolver (semifinalist)
	Kassim Osgood (preseason)
09	Vincent Brown (semifinalist)
10	Vincent Brown (preseason)
11	Colin Lockett (midseason)
12	Colin Lockett (preseason)
13	Ezell Ruffin (midseason)
14	Ezell Ruffin (preseason)

#### Bronko Nagurski Award (Top Defensive Player)

03	Kirk Morrison, LB (preseason)
04	Matt McCoy, LB (preseason)
	Kirk Morrison, LB (preseason)
06	Antwan Applewhite, DE (preseason)
11	Miles Burris, LB (preseason)
12	Leon McFadden DB (preseason)
16	Calvin Munson, LB (preseason)

#### Butkus Award (Outstanding Linebacker)

02	Kirk Morrison (preseason)
03	Kirk Morrison (preseason)
04	Kirk Morrison (semifinalist)
	Matt McCoy (preseason)
07	Russell Allen (preseason)
08	Russell Allen (preseason)
11	Miles Burris (preseason)
16	Calvin Munson (preseason)

#### Davey O'Brien Award (Outstanding Quarterback)

03	Adam Hall (preseason)
11	Ryan Lindley (preseason)

#### Doak Walker Award (Top Running Back)

01	Larry Ned (semifinalist)
04	Lynell Hamilton (preseason)
05	Lynell Hamilton (preseason)
11	Ronnie Hillman (semifinalist)
12	Walter Kazee (preseason)
13	Adam Muema (preseason)
14	Donnel Pumphrey (preseason)
15	Donnel Pumphrey (preseason)
16	Donnel Pumphrey (finalist)
17	Rashaad Penny (semifinalist)

#### John Mackey Award (Top Tight End)

10	Alston Umuolo (preseason)
11	Gavin Escobar (midseason)
12	Gavin Escobar (semifinalist)
17	David Wells (preseason)

#### Lou Groza Award (Outstanding Kicker)

96	Peter Holt (finalist)
03	J.C. Mejia (semifinalist)
11	Abelardo Perez (preseason)
15	Donny Hageman (preseason)
16	John Baron II (semifinalist)
17	John Baron II (preseason)

#### Outland Trophy (Top Interior Lineman)

04	Mike Kracalik (preseason)
16	Nico Siragusa (preseason)

#### Paul Hornung Award (Most Versatile Player)

16	Rashaad Penny (preseason)
17	Rashaad Penny (preseason)

#### Jim Thorpe Award (Top Defensive Back)

12	Leon McFadden (preseason)
13	Nat Berhe (preseason)
14	J.J. Whittaker (preseason)
15	Damontae Kazee (preseason)
	J.J. Whittaker (preseason)
16	Damontae Kazee (preseason)

#### Ray Guy Award (Outstanding Punter)

03	Brian Simnjanovski (preseason)
06	Michael Hughes (preseason)
07	Michael Hughes (preseason)
09	Brian Stahovich (preseason)
10	Brian Stahovich (preseason)
11	Brian Stahovich (preseason)
13	Joel Alesi (preseason)
14	Joel Alesi (preseason)
16	Tanner Blain (preseason)

#### Rimington Award (Outstanding Center)

02	Johnathan Ingram (preseason)
04	Jasper Harvey (preseason)
05	Jasper Harvey (preseason)
09	Trask Iosefa (preseason)
10	Trask Iosefa (preseason)
12	Alec Johnson (preseason)
14	Jordan Smith (preseason)
16	Arthur Flores (preseason)

#### Wuerffel Trophy Watch List (Top Community Service)

16	Daniel Brunskill (preseason)
17	David Wells (preseason)

## Other Awards

#### Burlsworth Trophy (Top Walk-On)

10	Darryn Lewis (preseason)
13	Chad Young (preseason)
14	Joel Alesi (preseason)
15	Dakota Gordon (preseason)
16	Daniel Brunskill (preseason)
17	Kahale Warring (preseason)

#### Earl Campbell Tyler Rose Award (Ties to Texas, Performance, Integrity, Tenacity)

13	Adam Dingwell (preseason)
14	Adam Roberts (preseason)
17	Juwan Washington (preseason)

#### Ted Hendricks Award (Top Defensive End)

06	Antwan Applewhite (preseason)
----	-------------------------------

#### Lombardi Award (Top Down Lineman)

03	Kirk Morrison (preseason)
04	Mike Kracalik (preseason)
	Kirk Morrison (preseason)
08	Russell Allen (preseason)
11	Miles Burris (preseason)
12	Gavin Escobar (preseason)
13	Jake Fely (preseason)
15	Alex Barrett (preseason)
	Darrell Greene (preseason)
	Pearce Slater (preseason)

#### Lott IMPACT Trophy (Impact On & Off Field)

13	Nat Berhe (preseason)
16	Calvin Munson (quarterfinalist)

#### Manning Award (Top Quarterback)

09	Ryan Lindley (preseason)
11	Ryan Lindley (preseason)

#### Polynesian College Football Player of the Year

17	Ronley Lakalaka (preseason)
----	-----------------------------

#### Johnny Unitas Golden Arm Award (Quarterback On & Off Field)

17	Christian Chapman (preseason)
----	-------------------------------

## Awards No Longer Presented

#### Hossman Award (National Player of the Year)

04	Kirk Morrison, LB (preseason)
----	-------------------------------

#### Rudy Award (Character, Courage, Contribution, Commitment)

10	Doug Deakin
----	-------------

## NATIONAL WEEKLY AWARDS

#### Walter Camp National FBS Player of the Week

Yr.	Player, Position (Date)	Honor
15	Calvin Munson, LB (Sept. 6)	Defensive
17	Rashaad Penny, RB (Sept. 10)	Offensive
	Rashaad Penny, RB (Nov. 19)	Offensive

#### FWAA/Bronko Nagurski Player of the Week

Yr.	Player, Position (Date)	Honor
04	Matt McCoy, LB (Sept. 18)	Defensive
17	Kameron Kelly, DB (Sept. 19)	Defensive

# Conference Honors



EIGHT STRAIGHT BOWL GAME APPEARANCES ► 21 CONFERENCE CHAMPIONSHIPS



Running back/kick returner Rashaad Penny

## LEAGUE PLAYER OF THE YEAR

13 times by seven players

Yr.	Player, Position	Honor
<b>Western Athletic Conference (1978-99)</b>		
87	Todd Santos, QB	Offensive PoY
92	Marshall Faulk, RB	Offensive PoY
95	George Jones, RB	Offensive PoY
<b>Mountain West (1999-)</b>		
03	Kirk Morrison, LB	Defensive PoY
04	Kirk Morrison, LB	Co-Defensive PoY
15	Donnel Pumphrey, RB	Offensive PoY
	Damontae Kazee, DB	Defensive PoY
	Rashaad Penny, KR	Special Teams PoY
16	Donnel Pumphrey, RB	Offensive PoY
	Damontae Kazee, DB	Defensive PoY
	Rashaad Penny, KR	Special Teams PoY
17	Rashaad Penny, RB	Offensive PoY
	Rashaad Penny, KR	Special Teams PoY

## LEAGUE FRESHMAN OF THE YEAR

two times by two players

Yr.	Player, Position
<b>Mountain West (1999-)</b>	
03	Lynell Hamilton, RB
10	Ronnie Hillman, RB

## LEAGUE COACH OF THE YEAR

five times by four coaches

Yr.	Coach
<b>Western Athletic Conference (1978-99)</b>	
86	Denny Stolz
98	Ted Tollner (Pacific Division)
<b>Mountain West (1999-)</b>	
10	Brady Hoke
12	Rocky Long
15	Rocky Long

## FIRST-TEAM ALL-LEAGUE

272 times by 209 players

Yr.	Player, Position	No. 1st Team Selections
<b>Southern Calif. Intercollegiate Athletic Conference (1926-38)</b>		
26	Dave Barnes, OT	1st
	Ed Ruffa, RB	1st
27	Paul Mott, FB	1st
28	Werner Peterson, OT	1st
	Art Wilson, FB	1st
29	Gordon Cox	1st
	Art Wilson, FB	2nd
30	Elden Dilley, FG	1st
	George Mosolf, E	1st
32	Bill Bailey, FB	1st
	George Mosolf, E	2nd
	Glen Warren, C	1st
33	Bill Bailey, FB	2nd
	John Butler, OG	1st
	George Mosolf, E	3rd
	Jack Rand, E	1st
	Owen Rice, OT	1st
34	John Butler, OG	2nd
	Owen Rice, OT	1st
35	John Butler, OG	3rd
	Ed Smyth, E	1st
36	Herb Ward, OG	1st
37	Max Glass, FB	1st
	Herb Ward, OT	1st
	Abbie Vanoni, OG	1st
38	Bill Timmons, E	1st
	Hal Tracy, FB	1st
	Abbie Vanoni, OG	2nd
<b>California Collegiate Athletic Association (1939-67)</b>		
41	Bob Cozens, B	1st
	Joe Seminario, OG	1st
46	Leo Heaton, E	1st
	Bill Nelson, B	1st
	Al Sawaya, OT	1st
47	George Brown, OG	1st
48	Tom Dahms, OT	1st
49	Tom Dahms, OT	2nd
	James Dowd, OG	1st
	Tom Wilson, E	1st
50	Byron Chase, OT	1st
	Bob Conklin, OG	1st
	Bob Embrey, DB	1st
	Ralph Freitag, C	1st
	Art Preston, B	1st
	Birt Slater, DE	1st
51	Jim Erkenbeck, OT-DG	1st
	Hugh Lathman, DG	1st
	George Leja, LB	1st
	Ferman McPhatter, DG	1st
	Chet Nicholson, E	1st
	Art Preston, B	2nd
	Ed Ricketts, DB	1st
	Jesse Thompson, B	1st
52	Ed Fletcher, DB	1st
	Paul Held, B	1st
	Bob Lyons, DE	1st
	Dick Ortega, OT-DT	1st
53	Paul Held, B	2nd
	Harry Higgins, C	1st
	Marshall Malcolm, DB	1st
	Norm Nygaard, RB-DB	1st
54	Harry Higgins, C	2nd
	Marshall Malcolm, DB	2nd
	Norm Nygaard, RB-DB	2nd
55	Jay Gutowski, OG	1st
	William Ledford, OT	1st
56	Jay Gutowski, OG	2nd
	William Ledford, OT	2nd
57	Joe Duke, B	1st
58	Joe Duke, B	2nd
	Braxton Pinkins, E	1st
59	Dick Morris, B	1st

60	Pat Robbins, OG	1st
62	Kern Carson, B	1st
	David Lay, OT	1st
	Neal Petties, E	1st
63	Kern Carson, B	2nd
	John Farris, OT	1st
	Mario Mendez, B	1st
	Dave Stenson, OG	1st
64	Jim Allison, B	1st
	John Farris, OT	2nd
	Gary Garrison, E	1st
65	Gary Garrison, E	2nd
	Nate Johns, B	1st
	Cliff Kenney, LB	1st
	Ken Madison, E	1st
	Larry Martin, MG	1st
	Ralph Wenzel, OG	1st
66	Leo Carroll, DE	1st
	Don Fisher, E	1st
	Don Horn, QB	1st
	Bob Howard, DB	1st
	Larry Schakel, OG	1st
	Craig Scoggins, E	1st
	Jeff Staggs, LB	1st
	Teddy Washington, B	1st
	Jon Wittler, LB	1st
67	John Beck, DB	1st
	Paul Daniels, OG	1st
	Steve Duich, OT	1st
	Lloyd Edwards, B	1st
	Cliff Hancock, DB	1st
	Jim Hight, MG	1st
	Haven Moses, E	1st
<b>Pacific Coast Athletic Association (1969-75)</b>		
69	Tim Burnett, DL	1st
	Tim Delaney, TE	1st
	Lee Felice, OT	1st
	Billie Hayes, DB	1st
	Bill Pierson, C	1st
	Tom Reynolds, WR	1st
	Dennis Shaw, QB	1st
	Tom Shellabarger, OT	1st
	Bill Van Leeuwen, DL	1st
	Carl Weathers, LB	1st
	Lon Woodard, DL	1st
70	Henry Allison, OG	1st
	Ken Burrow, WR	1st
	Tim Delaney, TE	2nd
	Tom Hayes, DB	2nd
	Al Limahelu, K	1st
	Tom Shellabarger, OT	2nd
	Leon Van Gorkum, DE	1st
71	Willie Buchanan, DB	1st
	Steve Henson, OT	1st
	Tom Reynolds, WR	1st
	Brian Sipe, QB	1st
	Ty Youngs, DT	1st
72	Randy Bixler, DL	1st
	Isaac Curtis, WR	1st
	Bill Donckers, QB	1st
	Bill Ferguson, LB	1st
	Joe Lavender, DB	1st
73	Joe Amaral, LB	1st
	Rick Ash, DL	1st
	Tony Bachmann, OG	1st
	Pat Cassidy, LB	1st
	Keith Denson, WR	1st
	Jesse Freitas, QB	1st
	Bobby Henderson, LB	1st
	Monte Jackson, DB	1st
	Dave Limebrook, C	1st
	Claudie Minor, OT	1st
	Darold Nogle, TE	1st
74	Rick Ash, DL	2nd
	Tony Bachmann, RB	2nd
	Burt Blackwell, LB	1st
	Mike Gilbert, DL	1st
	Bobby Henderson, LB	2nd

# Conference Honors



EIGHT STRAIGHT BOWL GAME APPEARANCES ► 21 CONFERENCE CHAMPIONSHIPS

CONFERENCE HONORS < HISTORY

Monte Jackson, DB	2nd
Bill Kramer, RB	1st
Dwight McDonald, WR	1st
75 Duke Ferguson, WR	1st
Mike Gilbert, DL	2nd
Travis Hitt, LB	1st
Mel Jacobs, KR	1st
Craig Penrose, QB	1st
Charlie Wortiska, OG	1st
<b>Western Athletic Conference (1978-98)</b>	
78 Pete Inge, OG	1st
Don Warren, TE	1st
Henry Williams, DB	1st
79 Tony Allen, RB	1st
Pete Inge, OG	2nd
Steve Stapler, WR	1st
Terrell Ward, DB	1st
80 Kevin Mitchell, LB	1st
81 Vernon Dean, DB	1st
Mike Jezulin, P	1st
82 Darius Durham, WR	1st
83 Jim Sandusky, WR & Ret. Spec.	1st
84 Rich Moran, OT	1st
Tory Nixon, CB	1st
85 Doug Aronson, OG	1st
Chris Hardy, HB	1st
Chris O'Brien, PK	1st
Todd Richards, LB	1st
Webster Slaughter, WR	1st
86 Doug Aronson, OG	2nd
Rob Awalt, TE	1st
Levi Esene, DT	1st
Steve Lauter, S	1st
87 Monty Gilbreath, Ret. Spec.	1st
Clarence Nunn, DB	1st
Todd Santos, QB	1st
88 Paul Hewitt, RB	1st
89 Monty Gilbreath, WR	2nd
John Wesselman, DB	1st
90 Dennis Arey, WR	1st
Dan McGwire, QB	1st
Patrick Rowe, WR	1st
Nick Subis, OL	1st
91 Eric Duncan, DL	1st
Marshall Faulk, RB	1st
Jim Jennings, OL	1st
Damon Pieri, DB	1st
Patrick Rowe, WR	2nd
92 Marshall Faulk, RB	2nd
Tony Nichols, OL	1st
Damon Pieri, CB	2nd
Darnay Scott, WR	1st
93 Marshall Faulk, RB	3rd
Darnay Scott, WR	2nd
94 La'Roi Glover, DL	1st
Ricky Parker, DB	1st
95 Will Blackwell, WR	1st
Chris Finch, OG	1st
George Jones, RB	1st
Ricky Parker, DB	2nd
96 Will Blackwell, WR	(PD) 2nd
Leandrew Childs, Ret. Specialist	(PD) 1st
Adrian Ioja, DE	(PD) 1st
Ricky Parker, CB	(PD) 1st
Noel Prefontaine, P	(PD) 1st
Kyle Turley, OT	(PD) 1st
97 Kabeer Gbaja-Biamila, DE	(PD) 1st
Kyle Turley, OT	(PD) 2nd
98 Rick Austin, OL	(PD) 1st
Kabeer Gbaja-Biamila, DE	(PD) 2nd
Damon Gouridine, WR & Ret. Specialist	(PD) 1st
Mike Malano, OL	(PD) 1st
<b>Mountain West (1999-)</b>	
99 Rico Curtis, DB	1st
Kabeer Gbaja-Biamila, DL	3rd
Mike Malano, OL	2nd
Gray McNeill, TE	1st
00 Will Demps, DB	1st

01 Will Demps, DB	2nd
David Moreno, OL	1st
Larry Ned, RB	1st
02 Kirk Morrison, LB	1st
Kassim Osgood, WR	1st
J.R. Tolver, WR	1st
03 Brendan Darby, OL	1st
Lynell Hamilton, RB	1st
Kirk Morrison, LB	2nd
Kirk Morrison, LB	3rd
04 Kirk Morrison, LB	1st
05 Marcus Demps, S	1st
Freddy Keiaho, LB	1st
06 Antwan Applewhite, DE	1st
10 Vincent Brown, WR	1st
Miles Burris, LB	1st
Ronnie Hillman, RB	1st
Leon McFadden, DB	1st
DeMarco Sampson, WR	1st
Brian Stahovich, P	1st



Tight End Gavin Escobar

11 Miles Burris, LB	2nd
Gavin Escobar, TE	1st
Tommy Draheim, OL	1st
Ronnie Hillman, RB	2nd
Leon McFadden, DB	2nd
Larry Parker, DB	1st
Brian Stahovich, P	2nd
12 Nik Embernate, OL	1st
Gavin Escobar, TE	2nd
Leon McFadden, DB	3rd
13 Nat Berhe, DB	1st
14 Donnel Pumphrey, RB	1st
15 Alex Barrett, DL	1st
Damontae Kazee, DB	1st
Calvin Munson, LB	1st
Rashaad Penny, KR	1st
Donnel Pumphrey, RB	2nd
Nico Siragusa, OL	1st
Pearce Slater, OL	1st
16 John Baron II, PK	1st
Alex Barrett, DL	2nd
Damontae Kazee, DB	2nd
Calvin Munson, LB	2nd
Rashaad Penny, KR	2nd
Donnel Pumphrey, RB	3rd
Nico Siragusa, OL	2nd
17 Kameron Kelly, DB	1st
Rashaad Penny, RB	3rd
Rashaad Penny, KR	4th

## SECOND-TEAM ALL-LEAGUE

58 times by 46 players

Yr.	Player, Position
<b>Mountain West (1999-)</b>	
99	Jerome Haywood, DL
	Jonas Lewis, RB
	Joey Mayo, LB
	Larry Ned, RB
	Scott Nicholson, DL
	Ted Printy, OL
00	Jomar Butler, LB
	Jerome Haywood, DL
	Ricky Sharpe, DB
	Brian Simjanovski, P
	J.R. Tolver, WR
01	Jerome Haywood, DL
	Brian Simjanovski, P
	J.R. Tolver, WR
02	Amon Arnold, DL
	Jonathan Ingram, OL
	Jeff Shoate, DB
03	Mike Kracalik, OL
	Matt McCoy, LB
	Brandon Rager, DL
	Jeff Shoate, DB
04	Mike Kracalik, OL
	Blake Lobel, DL
	Matt McCoy, LB
05	Michael Hughes, P
	Kurt Kahui, DL
	Jeff Webb, WR
06	Joe Martin, LB
07	Michael Hughes, P
	Kevin O'Connell, QB
	Brett Swain, WR
09	Vincent Brown, WR
	DeMarco Sampson, WR
	Brian Stahovich, P
10	Ryan Lindley, QB
	Gavin Escobar, TE
	Trask Iosefa, OL
	Abelardo Perez, PK
11	Alec Johnson, OL
	Jerome Long, DL
12	Nat Berhe, DB
	Jake Fely, LB
	Alec Johnson, OL
	Adam Muema, RB
13	Bryce Quigley, OL
14	Damontae Kazee, DB
	Lloyd Mills, PR
	Terry Poole, OL
	J.J. Whittaker, DB
15	Jake Fely, LB
	J.J. Whittaker, DB
16	Daniel Brunskill, OL
	Malik Smith, DB
	David Wells, TE
17	Keith Ismael, OL
	Ronley Lakalaka, LB
	Tyler Roemer, OL
	Tariq Thompson, DB
	David Wells, TE

## HONORABLE MENTION ALL-LEAGUE

79 times by 70 players

Yr.	Player, Position
<b>Mountain West (1999-)</b>	
00	Brian Berg, LB
	Mike Houghton, OL
	Johnathan Ingram, OL
	Chester Pitts, OL
	Brian Russell, DB
	Lon Sheriff, QB

# Conference Honors



EIGHT STRAIGHT BOWL GAME APPEARANCES ► 21 CONFERENCE CHAMPIONSHIPS

- 01 Andrew Bringham, DL  
Jomar Butler, LB  
Donte Gamble, KR  
Johnathan Ingram, OL  
Gray McNeill, TE  
Kirk Morrison, LB  
Garret Pavelko, DB  
Chester Pitts, OL  
Dylan Robles, LB  
Ricky Sharpe, DB
- 02 Kyle Conerly, PR/KR  
Brendan Darby, OL  
Akbar Gbaja-Biamila, DL  
Adam Hall, QB  
Jared Ritter, DL  
Ricky Sharpe, DB  
Brian Simnjanovski, P/PK  
Jacob Elimimian, DB  
J.C. Mejia, PK  
Brook Miller, DL  
Seth Santoro, P  
Marviel Underwood, DB  
Jeff Webb, WR
- 04 Jonathan Bailes, DL  
Heath Farwell, LB  
Marviel Underwood, DB  
Jeff Webb, WR
- 05 Antwan Applewhite, DL  
Reggie Grigsby, DB  
Jasper Harvey, OL  
Joe Martin, LB  
Terrell Maze, DB  
Garrett Palmer, PK
- 06 Atiyah Henderson, RB  
Patrick Justman, C  
Nick Osborn, DL
- 07 Russell Allen, LB  
Ray Bass, DB  
Mike Kravetz, OL  
Nick Osborn, DL  
Will Robinson, OL
- 08 Russell Allen, LB  
Corey Boudreaux, DB  
B.J. Williams, DE
- 09 Davion Mauldin, KR  
Jerry Milling, LB
- 10 Ernie Lawson, DL  
Jose Perez, DB  
Andrew Preston, DB
- 11 Nat Berhe, DB
- 12 Derek Largent, LB  
Sam Meredith, DL  
Bryce Quigley, OL
- 13 Colin Lockett, WR/KR  
Adam Muema, RB  
Terry Poole, OL  
Ezell Ruffin, WR  
Nick Tenhaeff, LB  
J.J. Whittaker, DB
- 14 Alex Barrett, DL  
Darrell Greene, OL  
Ezell Ruffin, WR  
Calvin Munson, LB  
Malik Smith, DB
- 15 Daniel Brunskill, TE  
Donny Hageman, PK  
Christian Heyward, DL  
Jon Sanchez, DL  
Malik Smith, DB
- 16 Kyle Kelley, DL  
Quest Truxton, PR  
Parker Baldwin, DB  
Mikah Holder, WR

## PLAYER OF THE WEEK

147 times by 91 players

Yr.	Player, Position (Date)	Honor
<b>Western Athletic Conference (1978-98)</b>		
80	Rick Carusa, LB (Nov. 1)	Defensive
	Kevin Mitchell, LB (Nov. 29)	Defensive
81	Matt Kofler, QB (Sept. 12)	Offensive
	Matt Kofler, QB (Oct. 10)	Offensive
82	Dave Croudp, DB (Oct. 23)	Defensive
	Mark McKay, QB (Nov. 6)	Offensive
	Mike Fox, DB (Nov. 20)	Co-Defensive
84	Todd Santos, QB (Sept. 8)	Offensive
85	Chris Hardy, QB (Sept. 30)	Offensive
	Webster Slaughter, WR (Oct. 28)	Offensive
	Todd Santos, QB (Nov. 25)	Offensive
86	Chris Hardy, RB (Sept. 13)	Offensive
	Todd Santos, QB (Nov. 1)	Offensive
	Lyndon Earley, DB (Nov. 15)	Defensive
	Levi Essene, DT (Nov. 29)	Defensive
87	Todd Santos, QB (Sept. 12)	Offensive
	Todd Santos, QB (Oct. 17)	Co-Offensive
88	Paul Hewitt, RB (Nov. 5)	Offensive
89	Darin Wagner, RB (Sept. 23)	Offensive
	John Wesselman, DB (Sept. 30)	Defensive
	Ron Slack, RB (Oct. 14)	Offensive
90	Dan McGwire, QB (Sept. 29)	Offensive
	Patrick Rowe, WR (Oct. 13)	Offensive
	Dan McGwire, QB (Nov. 17)	Offensive
	T.C. Wright, RB (Nov. 24)	Offensive
91	Marshall Faulk, RB (Sept. 14)	Offensive
	Andy Coviello, LB (Oct. 12)	Defensive
	David Lowery, QB (Oct. 26)	Offensive
	David Lowery, QB (Nov. 16)	Co-Offensive
92	Marshall Faulk, RB (Sept. 5)	Offensive
	Marshall Faulk, RB (Sept. 12)	Offensive
	Darnay Scott, WR (Oct. 17)	Offensive
	Marshall Faulk, RB (Nov. 14)	Offensive
93	Craigus Thompson, LB (Oct. 9)	Defensive
	Marshall Faulk, RB (Nov. 13)	Offensive
94	Tim Gutierrez, QB (Sept. 10)	Offensive
95	Ricky Parker, CB (Sept. 11)	Defensive
	Julius McChristian, SS (Oct. 2)	Defensive
	Craigus Thompson, LB (Oct. 9)	Defensive
	George Jones, RB (Oct. 16)	Offensive
96	Peter Holt, PK (Sept. 9)	PD-Special Teams
	Will Blackwell, WR (Sept. 16)	PD-Offensive
	Peter Holt, PK (Sept. 23)	PD-Special Teams
	Leandrew Childs, RS (Oct. 13)	PD-Special Teams
	Noel Prefontaine, P (Nov. 4)	PD-Special Teams
	Billy Blanton, QB (Nov. 11)	PD-Offensive
	Jason Moore, DB (Nov. 25)	PD-Defensive
	Billy Blanton, QB (Dec. 2)	PD-Offensive
	Charles Gatlin, DL (Dec. 2)	PD-Defensive
	Noel Prefontaine, P (Dec. 2)	PD-Special Teams
97	Az Hakim, RS (Sept. 8)	PD-Special Teams
	Jonas Lewis, RB (Nov. 17)	PD-Offensive
98	Larry Ned, RB (Oct. 5)	PD-Offensive
	Damon Gourdine, RS (Oct. 12)	PD-ST
	Kabeer Gbaja-Biamila, DE (Oct. 26)	PD-Defensive
	Don Copeland, P (Nov. 9)	PD-Special Teams
<b>Mountain West (1999-)</b>		
99	Jack Hawley, QB (Sept. 27)	Offensive
	Scott Nicholson, DL (Nov. 29)	Defensive
00	Will Demps, DB (Sept. 4)	Defensive
	Lon Sheriff, QB (Oct. 9)	Offensive
	Derrick Lewis, WR (Oct. 23)	Offensive
	Jomar Butler, LB (Oct. 23)	Defensive
	Nate Tandberg, PK (Oct. 23)	Special Teams
	Dylan Robles, LB (Nov. 4)	Defensive
01	Larry Ned, RB (Sept. 24)	Offensive
	Larry Ned, RB (Oct. 7)	Co-Offensive
02	J.R. Tolver, WR (Sept. 16)	Offensive
	Ricky Sharpe, DB (Oct. 14)	Defensive
	J.R. Tolver, WR (Oct. 21)	Offensive
	Kyle Conerly, PR (Oct. 28)	Special Teams
03	Jeff Webb, WR (Oct. 6)	Co-Offensive
	Kirk Morrison, LB (Oct. 27)	Defensive
	Matt McCoy, LB (Nov. 10)	Defensive

- 04 Marviel Underwood, DB (Nov. 24) Defensive
- Matt McCoy, LB (Sept. 20) Defensive
- Kirk Morrison, LB (Oct. 18) Defensive
- Heath Farwell, LB (Nov. 15) Co-Defensive
- Kirk Morrison, LB (Nov. 15) Co-Defensive
- Garrett Palmer, PK (Nov. 15) Special Teams
- 05 Russell Allen, LB (Oct. 3) Defensive
- Reggie Grigsby, S (Oct. 17) Defensive
- Garrett Palmer, PK (Nov. 13) Special Teams
- 06 Joe Martin, LB (Oct. 23) Defensive
- Garrett Palmer, PK (Oct. 23) Special Teams
- Ray Bass, S (Nov. 13) Defensive
- Joe Martin, LB (Dec. 4) Defensive
- 07 Freddy Dunkle, LB (Dec. 4) Special Teams
- Russell Allen, LB (Oct. 15) Defensive
- Luke Laolagi, LB (Nov. 5) Defensive
- Mekell Wesley, KR (Nov. 12) Special Teams
- Michael Hughes, P (Nov. 15) Special Teams
- Michael Hughes, P (Nov. 19) Special Teams
- Garrett Palmer, PK (Dec. 3) Special Teams



Quarterback Ryan Lindley

- 08 Ryan Lindley, QB (Sept. 29) Offensive
- Luke Laolagi, LB (Nov. 23) Co-Defensive
- 09 Dey Juan Hemmings, DB (Oct. 5) Co-Defensive
- Ryan Lindley, QB (Oct. 26) Co-Offensive
- DeMarco Sampson, WR (Oct. 26) Co-Offensive
- Brian Stahovich, P (Nov. 2) Special Teams
- 10 Ronnie Hillman, RB (Sept. 13) Offensive
- Ronnie Hillman, RB (Sept. 20) Co-Offensive
- Ronnie Hillman, RB (Oct. 18) Co-Offensive
- DeMarco Sampson, WR (Nov. 1) Offensive
- Brian Stahovich, P (Nov. 1) Special Teams
- Miles Burris, LB (Nov. 8) Co-Defensive
- Ryan Lindley, QB (Nov. 29) Offensive
- 11 Jerome Long, DL (Sept. 13) Defensive
- Brian Stahovich, P (Sept. 13) Special Teams
- Ronnie Hillman, RB (Sept. 19) Co-Offensive
- Larry Parker, DB (Sept. 19) Co-Defensive
- Ronnie Hillman, RB (Oct. 17) Co-Offensive
- Ronnie Hillman, RB (Oct. 31) Co-Offensive
- Nat Berhe, DB (Nov. 14) Co-Defensive
- Ronnie Hillman, RB (Dec. 5) Offensive
- Brian Stahovich, P (Dec. 5) Special Teams
- 12 Nat Berhe, DB (Sept. 10) Defensive
- Ryan Katz, QB (Oct. 8) Co-Offensive
- Jake Fely, LB (Oct. 15) Defensive
- Chance Marden, PK (Oct. 22) Special Teams
- Jake Fely, LB (Oct. 29) Defensive
- Colin Lockett, KR (Nov. 5) Special Teams
- Adam Muema, RB (Nov. 26) Co-Offensive
- 13 Joel Alesi, P (Oct. 7) Special Teams

HISTORY ► CONFERENCE HONORS

AZTEC FOOTBALL MEDIA GUIDE

# Conference Honors



EIGHT STRAIGHT BOWL GAME APPEARANCES ► 21 CONFERENCE CHAMPIONSHIPS

CONFERENCE HONORS < HISTORY

	J.J. Whittaker, DB (Nov. 25)	Defensive
	Tim Vizzi, PR (Nov. 25)	Special Teams
14	Joel Alesi, P (Sept. 29)	Special Teams
	Donnel Pumphrey, RB (Sept. 29)	Offensive
	Donnel Pumphrey, RB (Oct. 13)	Offensive
	Calvin Munson, LB (Nov. 24)	Defensive
15	Calvin Munson, LB (Sept. 7)	Defensive
	Rashaad Penny, KR (Sept. 28)	Special Teams
	Donnel Pumphrey, RB (Oct. 12)	Offensive
	Donnel Pumphrey, RB (Nov. 2)	Offensive
	Damontae Kazee, DB (Nov. 2)	Defensive
	Donny Hageman, K (Nov. 2)	Special Teams
	Malik Smith, DB (Nov. 30)	Defensive
16	Donnel Pumphrey, RB (Sept. 12)	Offensive
	Rashaad Penny, KR (Sept. 12)	Special Teams
	Donnel Pumphrey, RB (Sept. 19)	Offensive
	Tanner Blain, P (Sept. 19)	Special Teams
	John Baron II, PK (Oct. 31)	Special Teams
17	Rashaad Penny, RB (Sept. 4)	Offensive
	Rashaad Penny, RB (Sept. 11)	Offensive
	Noble Hall, DL (Sept. 11)	Defensive
	Rashaad Penny, KR (Sept. 11)	Special Teams
	Rashaad Penny, RB (Sept. 18)	Offensive
	Kameron Kelly, DB (Sept. 18)	Defensive
	Rashaad Penny, RB (Sept. 25)	Offensive
	Juwan Washington, KR (Oct. 2)	Special Teams
	Rashaad Penny, RB (Nov. 6)	Offensive
	Rashaad Penny, KR (Nov. 20)	Special Teams
	Tariq Thompson, DB (Nov. 27)	Defensive

PD - Pacific Division

## SCHOLAR-ATHLETE AWARD

Cumulative grade point average of 3.5 or better  
27 times by 15 players

Yr.	Player, Position	No. Selections
<b>Mountain West (1999-)</b>		
00	Lon Sheriff, QB	1st
	Brian Simjanovski, PK	1st
05	Patrick Justman, OL	1st
06	Patrick Justman, OL	2nd
09	D.J. Shields, TE	1st
10	Logan Ketchum, LB	1st
	Bryce Quigley, TE	1st
	D.J. Shields, TE	2nd
11	Logan Ketchum, LB	2nd
	Bryce Quigley, TE	2nd
	D.J. Shields, TE	3rd
12	Jeff Overbaugh, LS	1st
	Bryce Quigley, TE	3rd
	Dominique Sandifer, WR	1st
	D.J. Shields, TE	4th
13	Jake Bernards, QB	1st
	Jeff Overbaugh, LS	2nd
	Bryce Quigley, OL	4th
	Chad Young, FB	1st
14	Jeff Overbaugh, LS	3rd
	Paul Pitts, WR	1st
	J.J. Whittaker, DB	1st
15	Jeff Overbaugh, LS	4th
	Paul Pitts, WR	2nd
16	Kendrick Mathis, WR	1st
	Ron Smith, DB	1st
	David Wells, TE	1st

## ACADEMIC ALL-LEAGUE

Cumulative grade point average of 3.0 or better  
156 times by 92 players

Yr.	Player, Position	No. Selections
<b>Mountain West (1999-)</b>		
99	Jim Ange, TE	1st
	Brian Berg, LB	1st
	Mac Cleary, LB	1st
	Brad Elmore, OL	1st
	Sheldon Pope, DB	1st

	Brian Russell, DB	1st
	Brian Berg, LB	2nd
	Mac Cleary, LB	2nd
	Brendan Darby, OL	1st
	Shane Johnson, DB	1st
	Garret Pavelko, DB	1st
	Brian Russell, DB	2nd
	Lon Sheriff, QB	1st
	Brian Simjanovski, PK	1st
	J.R. Tolver, WR	1st
01	Lon Sheriff, QB	2nd
	Brian Simjanovski, PK	2nd
02	David Gorman, TE	1st
	Kurt Kahui, DL	1st
	Kassim Osgood, WR	1st
	Brian Simjanovski, PK	3rd
04	Matthew Callahan, OL	1st
	James Finkle, DB	1st
	Patrick Justman, OL	1st
05	Russell Allen, LB	1st
	Matthew Callahan, OL	2nd
	James Finkle, DB	2nd
	Patrick Justman, OL	2nd
06	Russell Allen, LB	2nd
	Matthew Callahan, OL	3rd
	Tyler Campbell, RB	1st
	Tony DeMartinis, DL	1st
	Scotty James, DB	1st
	Patrick Justman, OL	3rd
	Matthew Kawulok, TE	1st
	Joe Martin, LB	1st
	Nick Sandford, DB	1st
07	Russell Allen, LB	3rd
	Tony DeMartinis, DL	2nd
	Scotty James, DB	2nd
	Matthew Kawulok, TE	2nd
	Nick Sandford, DB	2nd
	Michael Stewart, DB	1st
08	Russell Allen, LB	4th
	Aaron Brewer, LS	1st
	Miles Burris, LB	1st
	Tyler Campbell, RB	2nd
	Matthew Kawulok, TE	3rd
	Darren Mougey, WR	1st
09	Aaron Brewer, LS	2nd
	Miles Burris, LB	2nd
	Doug Deakin, WR	1st
	Hunter Hewitt, TE	1st
	Matthew Kawulok, TE	4th
	Logan Ketchum, LB	1st
	Leon McFadden, DB	1st
	D.J. Shields, TE	1st
	Jonathan Soto, DL	1st
	Jacob Tauanuu, DL	1st
	Jon Toledo, WR	1st
10	Aaron Brewer, LS	3rd
	Miles Burris, LB	3rd
	Doug Deakin, WR	2nd
	Dylan Denso, WR	1st
	Larry Gibbs, DL	1st
	Alex Johnson, OL	1st
	Logan Ketchum, LB	2nd
	Ernie Lawson, DL	1st
	Leon McFadden, DB	2nd
	Bryce Quigley, TE	1st
	DJ Shields, TE	2nd
	Colin Shumate, LB	1st
	Rene Siluano, DB	1st
	Jordan Thomas, DL	1st
11	Aaron Brewer, LS	4th
	Miles Burris, LB	4th
	Larry Gibbs, DL	2nd
	Logan Ketchum, LB	3rd
	Osmond Nicholas, WR	1st
	Bryce Quigley, TE	2nd
	Adam Roberts, TE	1st
	DJ Shields, TE	3rd
	Alston Umuolo, TE	1st

	Chad Young, FB	1st
12	Dylan Denso, WR	2nd
	Japheth Gordon, OL	1st
	Ryan Katz, QB	1st
	Daniel Kottman, DL	1st
	Derek Largent, LB	1st
	Chance Marden, PK	1st
	Jeff Overbaugh, LS	1st
	Bryce Quigley, TE	1st
	Adam Roberts, TE	1st
	Pierre Romain, DB	1st
	Dominique Sandifer, WR	1st
	DJ Shields, TE	4th
	Tim Vizzi, WR	1st
	Chad Young, FB	1st
13	Joel Alesi, P	1st
	Jake Bernards, QB	1st
	Dylan Denso, WR	3rd
	Quinn Kaehler, QB	1st
	Derek Largent, LB	2nd
	Jeff Overbaugh, LS	2nd
	Terry Poole, OL	1st
	Brandon Porter, DB	1st
	Bryce Quigley, OL	4th
	Adam Roberts, TE	3rd
	Pierre Romain, DB	2nd
	Stan Sedberry, DB	1st
	Tim Vizzi, WR	2nd
	Chad Young, FB	3rd
14	Joel Alesi, P	1st
	Daniel Brunskill, TE	1st
	Hunter Christensen, LS	1st
	Josh Gavert, LB	1st
	Quinn Kaehler, QB	2nd
	Lloyd Mills, WR	1st
	Jeff Overbaugh, LS	3rd
	Terry Poole, OL	2nd
	Adam Roberts, FB	4th
	Pierre Romain, DB	3rd
	David Wells, TE	1st
	J.J. Whittaker, DB	1st
15	Daniel Brunskill, TE	2nd
	Luke Bussey, DB	1st
	Christian Cumberlander, WR	1st
	Arthur Flores, OL	1st
	Lloyd Mills, WR	2nd
	Jeff Overbaugh, LS	4th
	Paul Pitts III, WR	1st
	Pierre Romain, DB	4th
	Maxwell Smith, QB	1st
	David Wells, TE	2nd
	J.J. Whittaker, DB	2nd
16	Daniel Brunskill, OL	3rd
	Troy Cassidy, LB	1st
	Arthur Flores, OL	2nd
	Parker Houston, TE	1st
	Kyle Kelley, DL	1st
	Isaac Lessard, FB	1st
	Kendrick Mathis, WR	1st
	Ron Smith, DB	1st
	Sam Tai, DL	1st
	David Wells, TE	3rd
17	John Carroll, FB	1st
	Troy Cassidy, LB	2nd
	Dominic Gudino, OL	1st
	Brandon Heicklen, P	1st
	Parker Houston, TE	2nd
	Isaac Lessard, FB	2nd
	Trey Lomax, DB	1st
	Anthony Luke, DL	1st
	Tyler Morris, LB	1st
	Ron Smith, DB	2nd
	David Wells, TE	4th

AZTEC FOOTBALL MEDIA GUIDE

# Team Awards



EIGHT STRAIGHT BOWL GAME APPEARANCES ► 21 CONFERENCE CHAMPIONSHIPS

## JOHN SIMCOX MEMORIAL TROPHY

The Simcox Trophy has been presented annually since 1962 by former Aztec Leon W. Parma ('51) to the team MVP.

Yr.	Player
<b>CCAA (1939-67)</b>	
1962	Kern Carson
1963	Mario Mendez
1964	Gary Garrison
1965	Gary Garrison
1966	Don Horn
1967	Haven Moses
1968	Tom Nettles
<b>PCAA (1969-75)</b>	
1969	Dennis Shaw
1970	Tim Delaney
1971	Tom Reynolds
1972	Isaac Curtis
1973	Jesse Freitas
1974	Dwight McDonald
1975	Craig Penrose
1976	Travis Hitt
1977	David Turner
<b>WAC (1978-98)</b>	
1978	Phil DuBois
1979	Tony Allen
1980	Kevin Mitchell
1981	Matt Kofler
1982	Darius Durham
1983	Jim Sandusky
1984	Tory Nixon
1985	Webster Slaughter
1986	Todd Santos
1987	Todd Santos
1988	Monty Gilbreath
	Paul Hewitt
1989	John Wesselman
1990	Dan McGwire
1991	David Lowery
1992	Marshall Faulk
1993	Marshall Faulk
1994	Wayne Pittman
1995	George Jones
1996	Billy Blanton
1997	Kyle Turley
1998	Damon Gourdine
<b>MW (1999-)</b>	
1999	Rico Curtis
2000	Jomar Butler
2001	Larry Ned
2002	J.R. Tolver
2003	Kirk Morrison
2004	Kirk Morrison
2005	Freddy Keiaho
2006	Joe Martin
2007	Kevin O'Connell
2008	Russell Allen
2009	Jerry Milling
2010	Vincent Brown
2011	Ronnie Hillman
2012	Leon McFadden
2013	Nat Berhe
2014	Donnel Pumphrey
2015	Donnel Pumphrey
2016	Donnel Pumphrey
2017	Rashaad Penny

## BYRON H. CHASE MEMORIAL TROPHY

Originally presented to the outstanding offensive and defensive linemen in memory of Byron H. Chase '50. From 1994 to 2001, the award was expanded to include six positions. Currently, the award is presented to the outstanding offensive and defensive players.

Yr.	Player, Position
<b>CCAA (1939-67)</b>	
1952	Bill Vincent
1953	Frank Acosta
	Ed Johns
1954	Ed Johns
1955	Jay Gutowski
1956	Jay Gutowski
1957	Braxton Pinkins
1958	Dennis Magee
1959	Leroy Dotson
1960	Bob Moss
1961	David Lay
1962	David Lay
1963	John Farris
1964	John Farris
1965	Ralph Wenzel
1966	Leo Carroll
1967	Steve Duich
1968	Larry Findley, off.
	Fred Dryer, def.
<b>PCAA (1969-75)</b>	
1969	Bill Pierson, off.
	Bill Van Leeuwen, def.
1970	Henry Allison, off.
	Leon Van Gorkum, def.
	Steve Henson, off.
1971	Ty Youngs, def.
1972	Chris Miller, off.
	Randy Bixler, def.
1973	Claudia Minor, off.
	Rich Ash, def.
1974	Tony Bachmann, off.
	Bobby Henderson, def.
1975	Charlie Wortiska, off.
	Reggie Lewis, def.
1976	Ed Imo, def.
	Mike Solari, off.
	Dave Johnston, off.
1977	Scott Bradley, off.
	Ed Imo, def.
<b>WAC (1978-98)</b>	
1978	Pete Inge, off.
	Kent Perkov, def.
1979	Pete Inge, off.
	Randy Mastin, def.
1980	Ulima Afoa, off.
	Jim Wilks, def.
1981	Matt Long, off.
	Mike Vance, def.
1982	Greg Foster, off.
	Doug Reed, def.
1983	Matt Long, off.
	Jeff Miller, def.
1984	Rich Moran, off.
	Mike Stevens, def.
1985	Doug Aronson, off.
	Todd Richards, def.
1986	Doug Aronson, off.
	Levi Esene, def.
1987	Dave DesRochers, off.
	Brett Faryniarz, def.
1988	Kevin Wells, off.
	Brad Burton, def.
1989	Roman Fortin, off.
	Milt Wilson, def.

1990	Nick Subis, off.
	Pio Sagapolutele, def.
1991	Kevin Macon, off.
	Eric Duncan, def.
1992	Tony Nichols, off.
	Jamal Duff, def.
	La'Roi Glover, def.
1993	Carlson Leomiti, off.
	La'Roi Glover, def.
1994	Chris Finch, OG
	La'Roi Glover, DL
	Wayne Pittman, RB
	Curtis Shearer, WR
	Scott Blade, LB
	Ricky Parker, DB
1995	Chris Finch, OG
	La'Roi Glover, DT
	George Jones, RB
	Will Blackwell, WR
	Craigus Thompson, LB
	Ricky Parker, DB
1996	Kyle Turley, OT
	Adrian Ioja, DE
	George Jones, RB
	Will Blackwell, WR
	Craigus Thompson, LB
	Jason Moore, DB
1997	Kyle Turley, OT
	Jonas Lewis, RB
	Az Hakim, WR
	Kabeer Gbaja-Biamila, DE
	Rico Curtis, SS
	Andy Osborne, LB
1998	Mike Malano, C
	Jonas Lewis, RB
	Damon Gourdine, WR
	Kabeer Gbaja-Biamila, DE
	Joseph Tuipala, LB
	Rico Curtis, FS
<b>MW (1999-)</b>	
1999	Mike Malano, C
	Larry Ned, RB
	Damon Gourdine, WR
	Kabeer Gbaja-Biamila, DE
	Jerome Haywood, DT
	Joey Mayo, LB
	Rico Curtis, DB
2000	David Moreno, OL
	Jerome Haywood, DT
	James Truvillion, RB
	J.R. Tolver, WR
	Jomar Butler, LB
	Ricky Sharpe, DB
2001	Chester Pitts, OL
	Jerome Haywood, DL
	Larry Ned, RB
	J.R. Tolver, WR
	Jomar Butler, LB
	Will Demps, DB
2002	Johnathan Ingram, C
2003	Lynell Hamilton, RB
	Matt McCoy, LB
2004	Jeff Webb, WR
	Heath Farwell, LB
2005	Jeff Webb, WR
	Kurt Kahui, DL
2006	Atiyyah Henderson, RB
	Brett Sturm, S
2007	Kevin O'Connell, QB
	Ray Bass, S
2008	Ryan Lindley, QB
	Corey Boudreaux, S
2009	Ryan Lindley, QB
	DeMarco Sampson, WR
	Jerry Milling, LB
	Luke Laolagi, LB

2010	Ryan Lindley, QB
	DeMarco Sampson, WR
	Ernie Lawson, DL
	Miles Burris, LB
2011	Ryan Lindley, QB
	Miles Burris, LB
2012	Adam Muema, RB
	Jake Fely, LB
2013	Quinn Kaehler, QB
	Ezell Ruffin, WR
	Nat Berhe, DB
2014	Donnel Pumphrey, RB
	Calvin Munson, LB
2015	Donnel Pumphrey, RB
	Damontae Kazee, DB
	Calvin Munson, LB
2016	Donnel Pumphrey, RB
	Damontae Kazee, DB
2017	Rashaad Penny, RB
	Kameron Kelly, DB

## DR. R. HARDY/ C.E. PETERSON MEMORIAL TROPHY

Presented annually to honor team captains. Perpetual trophy donated by Ken Johnson, 1928.

Yr.	Player, Position
<b>CCAA (1939-67)</b>	
1966	Don Horn, off.
	John Wittler, def.
1967	Haven Moses, off.
	Cliff Hancock, def.
1968	Dennis Shaw, off.
	Mike Meagher, def.
<b>PCAA (1969-75)</b>	
1969	Dennis Shaw, off.
	Tim Burnett, def.
1970	Tim Delaney, off.
	Leon Van Gorkum, def.
1971	Brian Sipe, off.
	Willie Buchanon, def.
1972	Bill Donckers, off.
	Bill Ferguson, def.
1973	Jesse Freitas, off.
	Joe Amaral, def.
1974	Bill Kramer, off.
	Bobby Henderson, def.
1975	Monty Reed, off.
	Ed Kertel, def.
1976	Tom Craft, off.
	Travis Hitt, def.
1977	Joe Davis, off.
	Whip Walton, def.
<b>WAC (1978-98)</b>	
1978	Don Warren, off.
	Steve Jorde, def.
1979	Pete Inge, off.
1980	Ulima Afoa, off.
	Rick Carusa, def.
1981	Matt Kofler, off.
	Vernon Dean, def.
1982	Matt Long, off.
	Mike Fox, def.
1983	Matt Long, off.
	Thomas Carter, def.
1984	Rich Moran, off.
	Herb Brohn, def.
1985	Casey Brown, off.
	Dan Knight, off.
	Mike Stevens, def.
	LeRoy Wardell, def.
1986	Levi Esene, def.
	Doug Aronson, def.

HISTORY ► TEAM AWARDS

AZTEC FOOTBALL MEDIA GUIDE

# Team Awards



EIGHT STRAIGHT BOWL GAME APPEARANCES ► 21 CONFERENCE CHAMPIONSHIPS

TEAM AWARDS ◀ HISTORY

- 1987 Corey Gilmore, off.  
Todd Santos, off.  
Brett Faryniarz, def.  
Reggie Blaylock, off.  
Clarence Nunn, def.
- 1988 Alfred Jackson, off.  
Kevin Wells, off.  
Mario Mitchell, def.
- 1989 Monty Gilbreath, off.  
John Wesselman, def.  
Keith Owens, spec. teams  
Dan McGwire, off.  
Lou Foster, def.  
Andy Trakas, spec. teams  
Jim Jennings, off.  
Lou Foster, def.  
Zac Stokes, spec. teams
- 1990 David Lowery, off.  
Tracey Mao, def.  
Andy Trakas, spec. teams  
Carlson Leomiti, off.  
Darrell Lewis, def.
- 1994 Wayne Pittman, off.  
Chris Finch, off.  
Scott Blade, def.  
La'Roi Glover, def.
- 1995 Chris Finch, off.  
La'Roi Glover, def.  
Ricky Parker, def.
- 1996 Billy Blanton, off.  
Adrian Ioja, def.  
Craigus Thompson, def.  
Freddie Edwards, spec. teams
- 1997 Kyle Turley, off.  
Andy Osborne, def.  
Julius McChristian, def.
- 1998 Brian Russell, off.  
Joe Jackson, def.  
Joseph Tuipala, def.  
Mike Duran, spec. teams  
Mac Cleary, spec. teams
- MW (1999-)**  
1999 Mike Malano, off.  
Larry Ned, off.  
Rico Curtis, def.  
Scottie Nicholson, def.  
Sheldon Pope, spec. teams
- 2000 Lon Sheriff, off.  
J.R. Tolver, off.  
Brian Russell, def.  
Jerome Haywood, def.  
Ricky Sharpe, spec. teams
- 2001 Larry Ned, off.  
Jerome Haywood, def.  
Will Demps, def.  
Josh Dean, special teams  
J.R. Tolver, off.  
Akbar Gbaja-Biamila, def.
- 2003 Adam Hall, off.  
Jeff Shoate, def.  
Kevin O'Connell, off.  
Kirk Morrison, def.  
Stephen Larsen, spec. teams
- 2005 Kevin O'Connell, off.  
Freddy Keiaho, def.
- 2006 Kevin O'Connell, off.  
Lynell Hamilton, off.  
Reggie Grigsby, def.  
Joe Martin, def.
- 2007 Kevin O'Connell, off.  
Mike Kravetz, off.  
Chaz Schilens, off.  
Russell Allen, def.  
Ray Bass, def.  
Nick Osborn, def.

- 2008 Darren Mougey, off.  
Mike Schmidt, off.  
Corey Boudreaux, def.  
Russell Allen, def.  
Siaosi Fifita, def.
- 2009 Tony DeMartinis, off.
- 2010 Jerry Milling, def.  
Doug Deakin, off.  
Ernie Lawson, def.  
Andrew Preston, def.
- 2011 Ryan Lindley, off.  
J.J. Autele, def.  
Miles Burris, def.
- 2012 Walter Kazee, off.  
Dominique Sandifer, off.  
Leon McFadden, def.
- 2013 Colin Lockett, off.  
Bryce Quigley, off.  
Nat Berhe, def.
- 2014 Terry Poole, off.  
Ezell Ruffin, off.  
Sam Meredith, def.  
J.J. Whittaker, def.
- 2015 Dakota Gordon, off.  
Pearce Slater, off.  
Jake Fely, def.  
J.J. Whittaker, def.
- 2016 Donnel Pumphrey, off.  
Nico Siragusa, off.  
Alex Barrett, def.  
Damontae Kazee, def.  
Calvin Munson, def.
- 2017 Rashaad Penny, off.  
Antonio Rosales, off.  
Kameron Kelly, def.  
Trey Lomax, def.

## PRESIDENT'S AWARD

*Presented to the player who has achieved the highest standards of athletic and academic excellence.*

**Yr. Player, Class**

### WAC (1978-98)

- 1986 Chris Kilby
- 1987 Chuck Nixon
- 1988 Roman Fortin
- 1989 Brad Burton
- 1990 Derek Sang
- 1991 Damon Pieri
- 1992 Darrell Lewis  
Damon Pieri
- 1993 Peter Holt
- 1994 Ray Peterson
- 1995 Daryl Hawkins
- 1996 Peter Holt
- 1997 Miles Fates
- 1998 Scott Auerbach

### MW (1999-)

- 1999 Sheldon Pope
- 2000 Brian Russell
- 2001 Lon Sheriff  
Sikot Uipi, most imp.
- 2002 Brook Miller, most imp.  
Lon Sheriff
- 2003 James Finkle, So.  
Adam Gray-Hayward, Jr.  
Reggie Grigsby, most imp.  
Adam Hall, Sr.  
Kwan Howard, R-Fr.  
Patrick Justman, Fr.
- 2004 Matt Callahan, Fr.  
Derrick Durbin, most imp.  
Patrick Justman, So.  
Kirk Morrison, Sr.  
Shane Russell, Jr.



2017 SDSU captains Rashaad Penny, Antonio Rosales, Kameron Kelly and Trey Lomax.

- 2005 Matt Callahan, So.  
Kwan Howard, most imp.  
Patrick Justman, Jr.  
Adam Miller, Sr.  
Josh Ulibarri, Fr.
- 2006 Matt Callahan, Jr.  
Scotty James, Jr.  
Patrick Justman, Sr.  
Mike Kravetz, most imp.  
Nick Sandford, Fr.  
Josh Ulibarri, So.
- 2007 Ted Edwards, Sr.  
Matthew Kawulok, So.  
Chaz Schilens, most imp.  
Michael Stewart, Jr.  
B.J. Williams, Fr.
- 2008 Russell Allen, Sr.  
Miles Burris, Fr.  
Doug Deakin, So.  
Bryan Finkel, Jr.  
Matthew Kawulok, Sr.
- 2009 Logan Ketchum, Jr.
- 2010 Miles Burris, Sr.
- 2011 D.J. Shields, Sr.
- 2012 Bryce Quigley, Sr.
- 2013 Jeff Overbaugh, Jr.
- 2014 Pierre Romain, Sr.
- 2015 Daniel Brunskill, Sr.  
Arthur Flores, Sr.
- 2016 David Wells, Sr.

- 1976 Herman Edwards
- 1977 Ed Imo
- WAC (1978-98)**  
1978 Dave Katzenmeyer
- 1979 Terrell Ward
- 1980 Kevin Mitchell
- 1981 Jerome Franey
- 1982 Alan Dale
- 1983 Thomas Carter
- 1984 Mike Waters
- 1985 Jack Eaton
- 1986 Mike Ariey
- 1987 Reggie Blaylock
- 1988 Monty Gilbreath
- 1989 Joe Santos
- 1990 Lou Foster
- 1991 Lou Foster
- 1992 Tracey Mao
- 1993 Wayne Pittman
- 1994 Ray Peterson
- 1995 Ricky Parker
- 1996 Craigus Thompson
- 1997 Julius McChristian
- 1998 Joe Jackson  
Scottie Nicholson

### MW (1999-)

- 1999 Scottie Nicholson
- 2000 Jerome Haywood
- 2001 Jerome Haywood
- 2002 Johnathan Ingram
- 2003 Jeff Shoate
- 2004 Robert Ortiz  
Marviel Underwood
- 2005 Kurt Kahui
- 2006 Robert Miller
- 2007 Ernie Lawson
- 2008 Eric Mictot
- 2009 Davion Mauldin
- 2010 Doug Deakin
- 2011 J.J. Autele
- 2012 Walter Kazee
- 2013 Chad Young
- 2014 Jake Fely
- 2015 Jake Fely  
J.J. Whittaker
- 2016 Calvin Munson
- 2017 Antonio Rosales

## MOST INSPIRATIONAL PLAYER

**Yr. Player**

### PCAA (1969-75)

- 1961 David Stenson
- 1962 Warren Simmons
- 1963 Joe Gibbs
- 1964 John Goddon
- 1965 Ken Madison
- 1966 Jon Wittler
- 1967 Cliff Hancock
- 1968 Mike Meagher
- 1969 Tim Delaney
- 1970 Tim Delaney  
Terry Mendenhall
- 1971 Ty Youngs
- 1972 Bill Ferguson
- 1973 Darold Nogle
- 1974 Rance Olison
- 1975 Bob Johnson

AZTEC FOOTBALL MEDIA GUIDE



# Team Awards



EIGHT STRAIGHT BOWL GAME APPEARANCES ► 21 CONFERENCE CHAMPIONSHIPS

## PREP PLAYER AWARD

*Awarded by the Mesa Distributing Co., Inc., to the top scout-team players.*

Yr.	Player, Position
<b>WAC (1978-98)</b>	
1982	Mark Grey, off. James Johnson, def.
1983	Dan Knight, off. Todd Richards, def.
1984	Maurice Sowell, off. Stuart Busbee, def.
1985	Ron Hawkins, off. Dave DesRochers, def.
1986	John Moomaw, off. Brett Branco, def.
1987	Jim Miele, off. Frank Pulice, def.
1988	Larry Maxey, off. Eric Nelson, def. Bob Shults, off.
1989	George Glaze, def. Chris Rodahoffer, def. Beveren Means, off. Tyrone Morrison, def.
1991	Ray Peterson, off. Shawn Smith, def. Marlon Manassa, off.
1992	Michael Driver, def. Will Blackwell, off.
1993	Avo Avetisyan, def. Tyrone Evans, off. Joseph Tuipala, def.
1994	Andrew Kline, off. Kabeer Gbaja-Biamila, def.
1995	Lamont Webb, off. M.J. Rzeznik, def.
1996	Mac Cleary, def. Greg Morena, off. Akbar Gbaja-Biamila, def.
1997	Daniel Gourdine, off. M.J. Rzeznik, def.
<b>MW (1999-)</b>	
1999	Jon Geisler, off. DeAngelo Nedd, def. Beau Trickey, def.
2000	Adam Hall, off. Kirk Morrison, def. Jason Perry, def.
2001	Jasper Harvey, off. Robert Ortiz, off. Heath Farwell, def. Joe Martin, def. Brett Sturm, off. Jason Van, off.
2002	Darron Howard, off. Chaz Schilens, off. Antwan Applewhite, def.
2003	Darren Mougey, off. Emil Metroka, def.
2004	Tyler Campbell, off. Avery Williams, def. Davon Brown, off. Andrew Preston, def.
2005	John Rivera, off. DeMarco Sampson, off. Miles Burris, def.
2006	Josh Ulibarri, off. Demetrius Barksdale, def.
2007	Robert Gregorio, off. Eron Moses, def. Jacob Driver, special teams
2008	Adam Dingwell, off. Everett Beed, def. Jacob Driver, special teams
2009	Chase Price, off. Chris Gordert, def.

2012	Daniel Brunskill, off. Kendrick Mathis, off. Lloyd Mills, off. Kevin Campano, def. Kenny Galea'i, def. Nick Rudolph, special teams
2013	Kene Anigbogdu, off. Chase Favreau, off. D.J. Hunter, def. Fred Melifonwu, def. Kalan Montgomery, special teams
2014	Kevin Campano, off. Andrew Schuurs, off. Joe Salcedo, def. Noble Hall, def.
2015	Ryan Agnew, off. Kyahva Tezino, def. Jeff Clay, special teams
2016	Elijah Preston, off. Dru Mathis, def. Brandon Fitzpatrick, special teams
2017	Brandon Fitzpatrick, off. Mark Brown, def. Micah Wierega, special teams

## MOST VALUABLE SPECIAL TEAMS PLAYER

*Perpetual trophy donated by Richard L. Wagner.*

Yr.	Player
<b>PCAA (1969-75)</b>	
1976	Terry Donovan
1977	Lew Chumich
<b>WAC (1978-98)</b>	
1978	Steve Duncan
1979	Al Fanchin
1980	Al Fanchin Mike Jezulin
1981	Mike Jezulin
1982	Steve Bullington Marco Morales
1983	Tracy Thompson
1984	Tracy Thompson
1985	Chris O'Brien
1986	Monty Gilbreath
1987	Wayne Ross
1988	John Wesselman
1989	John Wesselman
1990	Andy Trakas
1991	Zac Stokes
1992	Andy Trakas
1993	Curt Collins
1994	Ken Overby
1995	Freddie Edwards
1996	Freddie Edwards Noel Prefontaine
1997	Rico Curtis
1998	Mac Cleary Mike Duran
<b>MW (1999-)</b>	
1999	James Truvillion
2000	Garret Pavelko
2001	Brian Simnjanovski
2002	Brian Simnjanovski
2003	J.C. Mejia
2004	Kyle Conerly
2005	Michael Hughes
2006	Tyler Schmitt
2007	Tyler Schmitt
2008	Tyler Campbell
2010	Brian Stahovich
2011	Chad Young
2012	Scott Graves
2013	Tim Vizzi

2014	Donny Hageman
2015	Rashaad Penny
2016	Rashaad Penny Quest Truxton
2017	Israel Cabrera

## OUTSTANDING FRESHMAN AWARD

Yr.	Player
<b>MW (1999-)</b>	
2009	Nik Embernate
2010	Ronnie Hillman
2011	Jake Fely
2012	Seamus McMorrow
2013	Donnel Pumphrey
2014	Trey Lomax
2015	Parker Baldwin
2016	Parker Houston Juwan Washington
2017	Keith Ismael Tariq Thompson

## OFFENSIVE LINEMAN OF THE YEAR

Yr.	Player
<b>MW (1999-)</b>	
2011	Tommie Draheim
2012	Nik Embernate
2013	Bryce Quigley
2014	Terry Poole
2015	Pearce Slater
2016	Daniel Brunskill
2017	Tyler Roemer

## DEFENSIVE LINEMAN OF THE YEAR

Yr.	Player
<b>MW (1999-)</b>	
2011	Jerome Long
2012	Sam Meredith
2013	Jordan Thomas
2014	Alex Barrett
2015	Alex Barrett
2016	Alex Barrett
2017	Dakota Turner

## Awards No Longer Presented

## MOST IMPROVED PLAYER

Yr.	Player, Position
<b>WAC (1978-98)</b>	
1983	Richard Brown
1984	Dan Gaston
1985	Vince Warren
1986	Duane Pettitt
1987	Mike Knutson
1988	Samida Tuiaana
1989	Jim Jennings
1990	Kevin Macon
1991	Sebastian Glaze
1992	Mark Roberts
1993	Doug Tom
1994	Billy Blanton
1995	Kyle Turley
1996	Obafemi Ayanbadejo Jason Moore Rico Curtis Jesus Reyes
1997	Rick Austin
1998	Darryl Jones

<b>MW (1999-2008)</b>	
1999	Ted Printy Antwone Young
2000	Brendan Darby, off. Andrew Brigham, def. Brian Simnjanovski, special teams
2001	Johnathan Ingram, off. Kirk Morrison, def. Garret Pavelko, def. Justin Green, special teams Jason Perry, special teams
2002	Amon Arnold
2003	Mike Kracalik, off. Brook Miller, def.
2004	Brandon Bornes, off. Blake Lobel, def. Chaz Schilens
2005	Ornan Nwansi
2006	Mike Kravetz, off. Corey Boudreaux, def.
2007	Roberto Wallace, off. B.J. Williams, def.
2008	Lance Louis, off. Jerry Milling, def.

## IRON MAN SPECIAL TEAMS AWARD

Yr.	Player
<b>MW (1999-2008)</b>	
2004	Heath Farwell
2005	Eric Hodge
2006	Freddy Dunkle Nick Sanford
2007	Tyler Campbell
2008	Dey Juan Hemmings

## ACADEMIC INITIATIVE AWARD

Yr.	Player
<b>MW (1999-2008)</b>	
2003	Michael Franklin
2004	Reggie Grigsby
2005	Fale Poumele
2006	Andrew Schantz
2007	Mike Kravetz
2008	Lance Louis Jerry Milling

## COACHES AWARD

Yr.	Player, Position
<b>MW (2004-08)</b>	
2004	Josh Dean, def. Mike Kracalik, off.
2005	Marcus Demps, def. Michael Franklin, off. Robert Ortiz, off.
2006	Jonathan Bailes, def. Patrick Justman, off. Terrell Maze, def. Emil Metroka, def.
2007	Fred Amano, off. Lynell Hamilton, off. Steve Schmidt, off.
2008	Ornan Nwansi, def. Gerard Armstrong, def. T.J. McKay, def. Darren Mougey, off. Mike Schmidt, off. Justin Shaw, off.




## AZTECS In The NFL Draft

**San Diego State** has a storied history of sending its student-athletes to the National Football League. Over the years, the Aztecs have had 159 players selected in the NFL Draft, which leads the Mountain West. Of that total, 56 have been picked within the first 100 selections.



**Rashaad Penny** (above) was a first-round pick by the Seattle Seahawks, making him the second running back taken in the draft.



Running back **Ronnie Hillman** (above) was taken in the third round with the 67th pick overall in the 2012 NFL Draft by the Denver Broncos. Hillman was a key contributor to Denver's Super Bowl championship season in 2015, rushing for a career-high 863 yards and seven touchdowns.



Guard **Nico Siragusa** (left), was chosen in the fourth round at 122nd overall by the Baltimore Ravens, while his former teammate, running back **Donnel Pumphrey** (above), was selected in the fourth round as the 132nd overall pick of the 2017 NFL Draft by the Philadelphia Eagles.

### Aztecs In First 100 NFL Picks

Ranked By Selection -- 56 top-100 selections

Year	Name, Team	Pos.	Rd.	Pick
1994	Marshall Faulk, Indianapolis Colts	RB	1	2
1998	Kyle Turley, New Orleans Saints	T	1	7
1972	Willie Buchanon, Green Bay Packers	DB	1	7
1968	Haven Moses, Buffalo Bills	WR	1	9
1969	Fred Dryer, New York Giants	DE	1	13
1973	Isaac Curtis, Cincinnati Bengals	WR	1	15
1991	Dan McGwire, Seattle Seahawks	QB	1	16
1967	Don Horn, Green Bay Packers	QB	1	25
2018	Rashaad Penny, Seattle Seahawks	RB	1	27
1975	Monte Jackson, Los Angeles Rams	DB	2	28
1994	Darnay Scott, Cincinnati Bengals	WR	2	30
1970	Dennis Shaw, Buffalo Bills	QB	2	30
1967	Leon Carroll, Atlanta Falcons	DE	2	31
1985	Tory Nixon, Washington Redskins	DB	2	33
1971	Ken Burrow, Atlanta Falcons	WR	2	33
1967	Don Shy, Pittsburgh Steelers	RB	2	35
1967	Bob Jones, Chicago Bears	DB	2	36
1986	Webster Slaughter, Cleveland Browns	WR	2	43
1978	David Turner, Cincinnati Bengals	RB	2	45
1954	Norm Nygaard, Los Angeles Rams	B	4	46
2013	Gavin Escobar, Dallas Cowboys	TE	2	47
1982	Matt Kofler, Buffalo Bills	QB	2	48
1967	Bob Howard, San Diego Chargers	DB	2	48
1982	Vernon Dean, Washington Redskins	DB	2	49
1972	Tom Reynolds, New England Patriots	WR	2	49
1952	Volney Quinlan, Los Angeles Rams	B	4	49
2002	Chester Pitts, Houston Texans	G	2	50
1971	Henry Allison, Philadelphia Eagles	G	2	50
1992	Patrick Rowe, Cleveland Browns	WR	2	52
1997	Will Blackwell, Pittsburgh Steelers	WR	2	53
1978	Ron Smith, Los Angeles Rams	WR	2	53
1983	Clinton Sampson, Denver Broncos	WR	3	60
1987	Robert Awalt, St. Louis Cardinals	TE	3	62
1985	James Johnson, Detroit Lions	LB	3	62
2005	Matt McCoy, Philadelphia Eagles	OLB	2	63
2012	Ronnie Hillman, Denver Broncos	RB	3	67
2013	Leon McFadden, Cleveland Browns	DB	3	68
1974	Claudie Minor, Denver Broncos	T	3	68
1985	Rich Moran, Green Bay Packers	G	3	71
1976	Duke Fergerson, Dallas Cowboys	WR	3	73
1978	Whip Walton, Minnesota Vikings	LB	3	75
1969	Lloyd Edwards, Oakland Raiders	TE	3	75
1965	Gary Garrison, Philadelphia Eagles	WR	6	77
2005	Kirk Morrison, Oakland Raiders	ILB	3	78
1984	Sean McNanie, Buffalo Bills	DE	3	79
1983	Todd Seabaugh, Pittsburgh Steelers	LB	3	79
2011	Vincent Brown, San Diego Chargers	WR	3	82
1972	Martin Imhof, St. Louis Cardinals	DT	4	84
1991	Pio Sagapolutele, Cleveland Browns	DT	4	85
1983	Phil Smith, Baltimore Colts	WR	4	85
1973	Bill Ferguson, New York Jets	LB	4	90
1972	Robert West, Dallas Cowboys	WR	4	90
2008	Kevin O'Connell, New England Patriots	QB	3	94
2006	Freddy Keiaho, Indianapolis Colts	ILB	3	94
1998	Az Hakim, St. Louis Rams	WR	4	96
1986	Dan Knight, Green Bay Packers	T	4	98



## EIGHT STRAIGHT BOWL GAME APPEARANCES ▶ 21 CONFERENCE CHAMPIONSHIPS

Year	Name, Team	Pos.	Rd.	OP
1952	Volney Quinlan, Los Angeles Rams	B	4	49
	Art Preston, Los Angeles Rams	B	21	253
1953	Hugh Latham, San Francisco 49ers	T	17	201
	Paul Held, Detroit Lions	B	19	229
1954	Norm Nygaard, Los Angeles Rams	B	4	46
1955	Bob Newton, San Francisco 49ers	G	17	202
1963	Neal Petties, Baltimore Colts	E	14	187
	Kern Carson, Baltimore Colts	B	17	229
1964	John Farris, Los Angeles Rams	T	11	147
	John Butler, Baltimore Colts	RB	20	274
1965	Gary Garrison, Philadelphia Eagles	WR	6	77
	Jim Allison, San Diego Chargers	FB	12	94
	John Godden, San Diego Chargers	LB	16	126
	Leon Standridge, San Francisco 49ers	E	18	240
1966	Jeff Staggs, San Diego Chargers	LB	3	26
	Ray Schmutz, Oakland Raiders	LB	8	na
	Cliff Kinney, Oakland Raiders	LB	9	80
	Ralph Wenzel, Green Bay Packers	G	11	168
	Larry Martin, Minnesota Vikings	T	13	195
	Houston Ridge, San Diego Chargers	DE	13	117
1967	Don Horn, Green Bay Packers	QB	1	25
	Leo Carroll, Atlanta Falcons	DE	2	31
	Don Shy, Pittsburgh Steelers	RB	2	35
	Bob Jones, Chicago Bears	DB	2	36
	Bob Howard, San Diego Chargers	DB	2	48
	Nate Johns, San Diego Chargers	WR	6	147
	John Williams, Philadelphia Eagles	DB	7	174
	Craig Scoggins, San Diego Chargers	WR	15	381
	1968	Haven Moses, Buffalo Bills	WR	1
Steve Duich, Green Bay Packers		T	5	121
John Beck, New Orleans Saints		DB	12	303
Ted Washington, Cincinnati Bengals		RB	13	354
1969	Fred Dryer, New York Giants	DE	1	13
	Lloyd Edwards, Oakland Raiders	TE	3	75
	Tom Nettles, Kansas City Chiefs	WR	7	179
	Doug Fisher, Pittsburgh Steelers	LB	12	290
1970	Dennis Shaw, Buffalo Bills	QB	2	30
	Billie Hayes, Cincinnati Bengals	DB	4	104
	Lon Woodard, New Orleans Saints	DE	7	166
	Bill Pierson, New York Jets	C	12	306
1971	Ken Burrow, Atlanta Falcons	WR	2	33
	Henry Allison, Philadelphia Eagles	G	2	50
	Tom Shellabarger, Philadelphia Eagles	T	5	108
	Tom Hayes, Atlanta Falcons	DB	6	137
	Leon Van Gorkum, San Diego Chargers	DE	8	195
	Lindsey James, Atlanta Falcons	RB	16	397
1972	Willie Buchanon, Green Bay Packers	DB	1	7
	Tom Reynolds, New England Patriots	WR	2	49
	Martin Imhof, St. Louis Cardinals	DT	4	84
	Robert West, Dallas Cowboys	WR	4	90
	Bruce Ward, San Diego Chargers	G	6	141
	Brian Sipe, Cleveland Browns	QB	13	330
	Marv Owens, Minnesota Vikings	RB	14	361
	1973	Isaac Curtis, Cincinnati Bengals	WR	1
Bill Ferguson, New York Jets		LB	4	90
Jim Peterson, Los Angeles Rams		DE	6	133
Joe Lavender, Philadelphia Eagles		DB	12	288
1974	Claudie Minor, Denver Broncos	T	3	68
	Jesse Freitas, San Diego Chargers	QB	6	133

Year	Name, Team	Pos.	Rd.	OP
1975	Monte Jackson, Los Angeles Rams	DB	2	28
1976	Duke Ferguson, Dallas Cowboys	WR	3	73
	Craig Penrose, Denver Broncos	QB	4	107
	Greg Boyd, New England Patriots	DE	6	170
	Mike Gilbert, Philadelphia Eagles	DT	11	300
	Mel Jacobs, Detroit Lions	WR	13	363
Reggie Lewis, San Francisco 49ers	DE	16	443	
1977	Bill Helms, New York Giants	TE	11	284
1978	David Turner, Cincinnati Bengals	RB	2	45
	Ron Smith, Los Angeles Rams	WR	2	53
	Whip Walton, Minnesota Vikings	LB	3	75
	Mike Douglass, Green Bay Packers	LB	5	116
	Terry Jackson, New York Giants	DB	5	120
	Dennis Pearson, Atlanta Falcons	WR	5	125
1979	Don Warren, Washington Redskins	TE	4	103
	Henry Williams, Oakland Raiders	DB	6	156
	Kent Perkov, Cleveland Browns	DE	8	204
1980	Terrell Ward, Philadelphia Eagles	DB	7	188
	Kevin Fidel, Cleveland Browns	C	10	263
1981	Reuben Henderson, Chicago Bears	DB	6	150
	Jim Wilks, New Orleans Saints	DT	12	305
1982	Matt Kofler, Buffalo Bills	QB	2	48
	Vernon Dean, Washington Redskins	DB	2	49
1983	Clinton Sampson, Denver Broncos	WR	3	60
	Todd Seabaugh, Pittsburgh Steelers	LB	3	79
	Phil Smith, Baltimore Colts	WR	4	85
	Doug Reed, Los Angeles Rams	DT	4	111
	Darius Durham, Tampa Bay Buccaneers	WR	10	270
1984	Sean McNanie, Buffalo Bills	DE	3	79
	Mike Saxon, Detroit Lions	P	11	300
1985	Tory Nixon, Washington Redskins	DB	2	33
	James Johnson, Detroit Lions	LB	3	62
	Rich Moran, Green Bay Packers	G	3	71
Mike Waters, New York Jets	RB	9	235	
1986	Webster Slaughter, Cleveland Browns	WR	2	43
	Dan Knight, Green Bay Packers	T	4	98
	Vince Warren, New York Giants	WR	5	130
1987	Robert Awalt, St. Louis Cardinals	TE	3	62
1988	Harold Hicks, Washington Redskins	DB	7	193
	Clarence Nunn, New Orleans Saints	DB	9	246
	Todd Santos, New Orleans Saints	QB	10	274
	Wayne Ross, Washington Redskins	P	12	315
	Dave DesRochers, Seattle Seahawks	T	12	326
1989	Alfred Jackson, Los Angeles Rams	DB	5	135
1990	Roman Fortin, Detroit Lions	C	8	203
	Robert Claiborne, Detroit Lions	WR	12	313
1991	Dan McGwire, Seattle Seahawks	QB	1	16
	Pio Sagapolutele, Cleveland Browns	DT	4	85
	Nick Subis, Denver Broncos	C	6	142
1992	Patrick Rowe, Cleveland Browns	WR	2	52
	Ray Rowe, Washington Redskins	TE	6	168
	Jim Jennings, Kansas City Chiefs	G	8	213
1994	Marshall Faulk, Indianapolis Colts	RB	1	2
	Darnay Scott, Cincinnati Bengals	WR	2	30
	Ramondo Stallings, Cincinnati Bengals	DE	7	195

Year	Name, Team	Pos.	Rd.	OP
1995	Jamal Duff, New York Giants	DE	6	204
1996	La'Roi Glover, Oakland Raiders	DT	5	166
	DeAndre Maxwell, Washington Redskins	WR	7	250
1997	Will Blackwell, Pittsburgh Steelers	WR	2	53
	Nathaniel Jacquet, Indianapolis Colts	WR	5	150
	George Jones, Pittsburgh Steelers	RB	5	154
Ricky Parker, Chicago Bears	DB	6	201	
1998	Kyle Turley, New Orleans Saints	T	1	7
	Az Hakim, St. Louis Rams	WR	4	96
	Ephraim Salaam, Atlanta Falcons	T	7	199
2000	Kabeer Gbaja-Biamila, Green Bay Packers	OLB	5	149
	Andrew Kline, St. Louis Rams	G	7	220
	Mike Malano, Minnesota Vikings	C	7	240
2002	Chester Pitts, Houston Texans	G	2	50
	Larry Ned, Oakland Raiders	RB	6	197
	Mike Houghton, Green Bay Packers	T	6	200
2003	J.R. Tolver, Miami Dolphins	WR	5	169
	Jeff Shoate, Denver Broncos	CB	5	152
2005	Matt McCoy, Philadelphia Eagles	OLB	2	63
	Kirk Morrison, Oakland Raiders	ILB	3	78
	Marviel Underwood, Green Bay Packers	FS	4	115
2006	Freddy Keiaho, Indianapolis Colts	ILB	3	94
	Jeff Webb, Kansas City Chiefs	WR	6	190
2008	Kevin O'Connell, New England Patriots	QB	3	94
	Tyler Schmitt, Seattle Seahawks	LS	6	189
	Brett Swain, Green Bay Packers	WR	7	217
Chaz Schilens, Oakland Raiders	WR	7	226	
2009	Lance Louis, Chicago Bears	G	7	246
	Vincent Brown, San Diego Chargers	WR	3	82
DeMarco Sampson, Arizona Cardinals	WR	7	249	
2012	Ronnie Hillman, Denver Broncos	RB	3	67
	Miles Burris, Oakland Raiders	LB	4	129
	Ryan Lindley, Arizona Cardinals	QB	6	185
	Jerome Long, Kansas City Chiefs	DL	7	218
2013	Gavin Escobar, Dallas Cowboys	TE	2	47
	Leon McFadden, Cleveland Browns	DB	3	68
	Brice Butler, Oakland Raiders	WR	7	209
2014	Nat Berhe, New York Giants	SS	5	152
	Eric Pinkins, Seattle Seahawks	FS	6	208
2015	Terry Poole, Seattle Seahawks	T	4	130
	Nico Siragusa, Baltimore Ravens	G	4	122
Donnel Pumphrey, Philadelphia Eagles	RB	4	132	
Damontae Kazee, Atlanta Falcons	DB	5	149	
2018	Rashaad Penny, Seattle Seahawks	RB	1	27
	Nick Bawden, Detroit Lions	FB	7	237



# Aztecs in the NFL



EIGHT STRAIGHT BOWL GAME APPEARANCES ▶ 21 CONFERENCE CHAMPIONSHIPS

† - indicates won Super Bowl. ♦ - indicates Pro Bowl selection. Bold indicates player was on NFL roster during the 2017 season.

## A

Allen, Russell (LB)	Jacksonville	2009-13
Allison, Henry (OL)	Philadelphia	1971-72
	St. Louis	1975-77
	Denver	1977
Allison, Jim (RB)	San Diego	1965-68
Applewhite, Antwan (DE)	San Diego	2007-10
	Carolina	2011-12
Ariey, Mike (OL)	Green Bay	1989
Aronson, Doug (OL)	Cincinnati	1987-88
Awalt, Rob (TE)	St. Louis/Phoenix	1987-89
	Dallas	1990-91
	Denver	1992
	Buffalo	1993
Ayanbadejo, Obafemi (TE/FB/RB) †	Minnesota	1998-99
	Baltimore	2000-01
	Miami	2003
	Arizona	2004-06

## B

<b>Barrett, Alex (DE)</b>	Detroit	2017
<b>Berhe, Nat (S)</b>	N.Y. Giants	2014-17
Blackwell, Will (WR/KR)	Pittsburgh	1997-2001
Bledsoe, Curtis (RB)	Kansas City	1981-82
Boyd, Greg (DE) †	New England	1977-78
	Denver	1980-82
	L.A. Raiders	1984
	San Francisco	1984
<b>Brewer, Aaron (LS) †</b>	Denver	2012-15
	Arizona	2016-17
Brown, Richard (LB)	L.A. Rams	1987, 89
	San Diego	1990
	Cleveland	1991-92
	Minnesota	1994-96
Brown, Vincent (WR)	San Diego	2011-13
	Oakland	2014
	San Diego	2015
<b>Brunskill, Daniel (OL)</b>	Atlanta	2017
Buchanan, Willie (DB) ♦♦♦	Green Bay	1972-78
	San Diego	1979-82
Burris, Miles (LB)	Oakland	2012-14
Burrow, Ken (WR)	Atlanta	1971-75
<b>Butler, Brice (WR)</b>	Oakland	2013-15
	Dallas	2015-17

## C

Carroll, Leo (DE)	Green Bay	1968
	Washington	1969-70
Carson, Kern (RB)	New York Jets	1965
	San Diego	1965
Claiborne, Robert (WR)	San Diego	1992
	Tampa Bay	1993
Croudip, David (DB, CB)	L.A. Rams	1984
	San Diego	1985
	Atlanta	1985, 86-88
Curtis, Isaac (WR) ♦♦♦♦	Cincinnati	1973-84

## D

Dahms, Tom (OL)	L.A. Rams	1951-54
	Green Bay	1955
	Chi. Cardinals	1956
	San Francisco	1957
Dean, Vernon (CB) †	Washington	1982-87
	Seattle	1988

Demps, Will (FS)	Baltimore	2002-05
	N.Y. Giants	2006
	Houston	2007-08
Denson, Keith (WR/KR)	N.Y. Jets	1976
Dobbins, Herb (OL)	Philadelphia	1974
Dombrowski, Brandyn (OL)	San Diego	2009-12
Donckers, Bill (QB)	St. Louis	1976-77
Douglass, Mike (LB)	Green Bay	1978-85
	San Diego	1986
Dryer, Fred (DE) ♦	N.Y. Giants	1969-71
	L.A. Rams	1972-81
DuBois, Phil (TE)	Washington	1979-80
Duff, Jamal (DE)	N.Y. Giants	1995
	Washington	1997-98
Duich, Steve (OL)	Atlanta	1968
	Washington	1969

## E

Edwards, Herman (CB)	Philadelphia	1977-85
	Atlanta	1986
	L.A. Rams	1986
Edwards, Lloyd (RB)	Oakland	1969
<b>Escobar, Gavin (TE)</b>	Dallas	2013-16
	Baltimore	2017

## F

Farris, John (OL)	San Diego	1965-66
Farwell, Heath (LB) †♦	Minnesota	2005-10
	Seattle	2011-14
Faryniarz, Brett (LB/DE)	L.A. Rams	1988-91
	San Francisco	1993
	Houston	1994
	Carolina	1995
Faulk, Marshall (RB) †♦♦♦♦♦♦	Indianapolis	1994-98
	St. Louis	1999-2005
Ferguson, Duke (WR)	Seattle	1977-79
	Buffalo	1980
Ferguson, Bill (LB)	N.Y. Jets	1973-74
Fisher, Doug (LB)	Pittsburgh	1969-70
Fortin, Roman (OL)	Detroit	1991
	Atlanta	1992-97
	San Diego	1998-2000
Freitas, Jesse (QB)	San Diego	1974-75

## G

Garrison, Gary (WR) ♦♦♦♦	San Diego	1966-76
	Houston	1977
Gbaja-Biamila, Akbar (LB)	Oakland	2003-04
	San Diego	2006
	Miami	2007
Gbaja-Biamila, Kabear (DE) ♦	Green Bay	2000-08
Glover, La'Roi (DL) ♦♦♦♦♦	Oakland	1996
	New Orleans	1997-2001
	Dallas	2002-2005
	St. Louis	2006-08
<b>Greene, Darrell (OL) †</b>	Philadelphia	2016-17
Griffith, Robert (SS/FS/DB) ♦	Minnesota	1994-2001
	Cleveland	2002-04
	Arizona	2005-06

## H

Hakim, Az (WR) †	St. Louis	1998-01
	Detroit	2002-04, 06
	New Orleans	2005
Hamilton, Lynell (RB) †	New Orleans	2008-09
Hayes, Billie (DB)	New Orleans	1972

Hayes, Tom (DB)	Atlanta	1971-75
	San Diego	1976
Held, Paul (QB/K)	Pittsburgh	1954
	Green Bay	1955
Henderson, Reuben (CB/DB)	Chicago	1981-82
	San Diego	1983-84
Hillman, Ronnie (RB) †	Denver	2012-15
	San Diego	2016
	Minnesota	2016
Horn, Don (QB) †	Green Bay	1967-70
	Denver	1971-72
	Cleveland	1973
	San Diego	1974
Houghton, Mike (OL)	Buffalo	2002
Howard, Bob (CB)	San Diego	1967-74
	New England	1975-77
	Philadelphia	1978-79

## I

Imhof, Martin (DE/DT)	St. Louis	1972
	Washington	1974
	New England	1975
	Denver	1976
Ingram, Johnathan (OL)	Kansas City	2005

## J

Jackson, Alfred (DB)	L.A. Rams	1989-90
	Cleveland	1991-92
	Minnesota	1995-96
Jackson, Monte (DB) †	L.A. Rams	1975-77
	Oakland/L.A.	1978-82
	L.A. Rams	1983
Jackson, Terry (CB/DB)	N.Y. Giants	1978-83
	Seattle	1984-85
Jacquet, Nate (WR/PR/KR)	Indianapolis	1997
	Miami	1998-99
	San Diego	2000
	Minnesota	2000-01
Johnson, James (LB)	Detroit	1986
	San Diego	1987
	San Francisco	1987
Jones, Bob (DB/WR)	Chicago	1967-68
Jones, George (RB)	Pittsburgh	1997
	Jacksonville	1998
	Cleveland	1999

## K

<b>Kazee, Damontae (S)</b>	Atlanta	2017
Keiaho, Freddy (LB) †	Indianapolis	2006-09
Kirk, Randy (LB)	San Diego	1987-88, 91
	Phoenix	1989
	Cleveland	1991
	Cincinnati	1992-93
	Arizona	1994-95
	San Francisco	1996-99
Kofler, Matt (QB)	Buffalo	1982-84
	Indianapolis	1985
Kracalik, Mike (OL)	Baltimore	2006-08

## L

Laughton, Jim (TE)	Seattle	1986
Lavender, Joe (DB) †♦♦	Philadelphia	1973-75
	Washington	1976-82
Lewis, Derrick (WR)	New Orleans	2002-03
	Houston	2006
Lewis, Jonas (RB)	San Francisco	2000-01
Lewis, Reggie (DE)	New Orleans	1982-84

# Aztecs in the NFL



EIGHT STRAIGHT BOWL GAME APPEARANCES ► 21 CONFERENCE CHAMPIONSHIPS

Lindley, Ryan (QB)	Arizona	2012-13
	San Diego	2014
	Arizona	2014
	Indianapolis	2015
Long, Jerome (DT)	Kansas City	2012
	Jacksonville	2012
	Dallas	2013
Louis, Lance (OL)	Chicago	2010-2012
	Indianapolis	2014

## M

Martin, Larry (DL) †	San Diego	1966
Martin, Saladin (DB)	N.Y. Jets	1980
	San Francisco	1981
McCoy, Lloyd (OL)	San Diego	1964
McCoy, Matt (LB)	Philadelphia	2005-07
	New Orleans	2007
	Tampa Bay	2008-09
	Seattle	2010-11
McDonald, Dwight (WR)	San Diego	1975-78
McFadden, Leon (CB)	Cleveland	2013
	N.Y. Jets	2014
	San Francisco	2014
	N.Y. Giants	2015
	Dallas	2016
	Atlanta	2017
McGwire, Dan (QB)	Seattle	1991-94
	Miami	1995
McNanie, Sean (DE)	Buffalo	1984-87
	Phoenix	1988
	Indianapolis	1990
Mendenhall, Terry (LB)	Oakland	1971-72
Mendez, Mario (WR)	San Diego	1964
Milks, John (LB)	San Diego	1966
Minor, Claudie (OL)	Denver	1974-82
Moran, Rich (OL)	Green Bay	1985-93
Morrison, Kirk (LB)	Oakland	2005-09
	Jacksonville	2010
	Buffalo	2011-12
Moses, Haven (WR) ♦♦	Buffalo	1968-72
	Denver	1972-81
Munson, Calvin (LB)	N.Y. Giants	2017

## N

Ned, Larry (RB)	Minnesota	2003-04
Nixon, Tory (DB) †	San Francisco	1985-88

## O

O'Connell, Kevin (QB)	New England	2008
	N.Y. Jets	2011
Ogas, Dave (LB)	Oakland	1968
	Buffalo	1969
Oliver, Clancy (DB)	Pittsburgh	1969-70
	STL Cardinals	1973
Osgood, Kassim (WR) ♦♦♦	San Diego	2003-09
	Jacksonville	2010-11
	Detroit	2012
	San Francisco	2013-14
Owens, Marv (WR)	STL Cardinals	1973
	N.Y. Jets	1974

## P

Parker, Ricky (DB)	Jacksonville	1997
Penrose, Craig (QB)	Denver	1976-79
Pearson, Dennis (WR/KR)	Atlanta	1978-79
Peterson, Jim (LB)	L.A. Rams	1974-75
	Tampa Bay	1976

Petties, Neal (WR)	Balt. Colts	1964-66
Pieri, Damon (DB)	N.Y. Jets	1993
	Carolina	1996-97
Pinkins, Eric (DB)	Seattle	2014-15
	N.Y. Giants	2016
Pitts, Chester (OL)	Houston	2002-09
	Seattle	2010
Poole, Terry (OL)	Seattle	2015-16
	Miami	2016
Pumphrey, Donnel (RB) †	Philadelphia	2017

## Q

Quinlan, Volney (Skeets) (WR) ♦	L.A. Rams	1952-56
	Cleveland	1956

## R

Raye, Jimmy (WR/KR)	L.A. Rams	1991
Reed, Doug (DT)	L.A. Rams	1984-90
Reynolds, Tom (WR)	New England	1972
	Chicago	1973
Ricardo, Benny (K)	Buffalo	1976
	Detroit	1976, 78-79
	New Orleans	1980-81
	Minnesota	1983
	San Diego	1984
Ridge, Houston (DE/DT)	San Diego	1966-69
Robinson, Will (OT)	Seattle	2008, 2010
	Washington	2009
	New Orleans	2011
	Jacksonville	2011
	New Orleans	2012
Rowe, Patrick (WR)	Cleveland	1993
Rowe, Ray (TE)	Washington	1992-93
Russell, Brian (DB)	Minnesota	2002-04
	Cleveland	2005-06
	Seattle	2007-08
	Jacksonville	2009
	Houston	2009

## S

Sagapolutele, Pio (DT/DE)	Cleveland	1991-95
	New England	1996
	New Orleans	1997
Salaam, Ephraim (OT)	Atlanta	1998-2001
	Denver	2002-2003
	Jacksonville	2004-05
	Houston	2006-08
	Detroit	2009
	Houston	2010
Sampson, Clint (WR)	Denver	1983-86
Sampson, DeMarco (WR)	Arizona	2011
Saxon, Mike (P) †	Dallas	1985-92
	New England	1993
	Minnesota	1994-95
Schilens, Chaz (WR)	Oakland	2008-11
	N.Y. Jets	2012
Schmaltz, Ray (LB)	Oakland	1966
Schmitt, Tyler (LS)	Seattle	2008
Scott, Darnay (WR)	Cincinnati	1994-99, 01
	Dallas	2002
Seabaugh, Todd (LB)	Pittsburgh	1984
Shaw, Dennis (QB)	Buffalo	1970-73
	St. Louis	1974-75
Shoate, Jeff (DB)	Denver	2004, 07

Shy, Don (RB)	Pittsburgh	1967-68
	New Orleans	1969
	Chicago	1970-72
	STL Cardinals	1973
Sipe, Brian (QB) ♦	Cleveland	1974-83
Slater, Pearce (OL)	Carolina	2016
Slaughter, Webster (WR)	Cleveland	1986-91
	Houston	1992-94
	Kansas City	1995
	N.Y. Jets	1996
	San Diego	1998
Siragusa, Nico (OL)	Baltimore	2017
Smith, Phil (WR)	Balt./Ind. Colts	1983-84
	Philadelphia	1986
	L.A. Rams	1987
Smith, Ron (WR)	L.A. Rams	1978-79
	San Diego	1980-81
	Philadelphia	1981-83
Spears, Ron (DE)	New England	1982-83
	Green Bay	1983
Staggs, Jeff (LB)	San Diego	1966-71, 74
	St. Louis	1972-73
Stallings, Ramondo (DL)	Cincinnati	1994-97
Subis, Nick (OL)	Denver	1991
Swain, Brett (WR) †	Green Bay	2009-10
	San Francisco	2011

## T

Tuipala, Joe (LB)	Jacksonville	2001-02
Turley, Kyle (OL) ♦	New Orleans	1998-2002
	St. Louis	2003
	Kansas City	2006-07
Turner, David (Deacon) (RB/KR)	Cincinnati	1978-80

## U

Underwood, Marviel (S)	Green Bay	2005
------------------------	-----------	------

## W

Wallace, Roberto (WR)	Miami	2010-11
Walton, Whip (LB)	N.Y. Giants	1980
Warren, Don (TE) †††	Washington	1979-92
Warren, Vince (WR)	N.Y. Giants	1986
Washington, Teddy (RB)	Cincinnati	1968
Watson, Justin (RB) †	STL Rams	1999-2001
Weathers, Carl (LB)	Oakland	1970-71
Webb, Jeff (WR)	Kansas City	2006-08
Wenzel, Ralph (OL)	Pittsburgh	1966-70
	San Diego	1972-73
West, Robert (WR/KR)	Kansas City	1972-73
	San Francisco	1974
Wilks, Jim (DE/DT/NT)	New Orleans	1981-93
Williams, Henry (DB)	Oakland	1979
	San Diego	1983
	L.A. Rams	1983
Wright, Nate (DB)	Atlanta	1969
	St. Louis	1969-70
	Minnesota	1971-80

## Y

Young, Antwone (DL/FB)	Minnesota	2000
------------------------	-----------	------

# Letterwinners



EIGHT STRAIGHT BOWL GAME APPEARANCES ► 21 CONFERENCE CHAMPIONSHIPS

LETTERWINNERS ◀ HISTORY

## A

Abras, Taft - 1966-67  
Abdul-Rahim, Aazaar - 1997-98-99  
Ackerson, Tyler - 1987-88  
Acosta, Javier - 1952-53  
Adair, Dick - 1947-48-49  
Adams, Marty - 1983  
Adler, Murray - 1952  
Afoa, Ulima - 1979-80  
Agnew, Ryan - 2016-17  
Aiken, Fred (Dennis) - 1955-56  
Aken-Moleta, Ikaika - 2008-09  
Aleki, Andrew - 2017  
Alesi, Joel - 2012-13-14  
Alexander, Mike - 1992-93  
Alexander, Jason - 2007  
Algra, Bruce - 1973-74  
Allen, Percy - 1927-29-30  
Allen, Red - 1948  
Allen, Rodney - 1999-00-01-02  
Allen, Russell - 2005-06-07-08  
Allen, Ted - 1922  
Allen, Tony - 1979  
Allison, Henry - 1969-70  
Allison, Jim - 1963-64  
Allred, Phil - 1940  
Almond, Steve - 1979-80-81  
Amano, Frederick - 2006-07  
Amaral, Joe - 1973-74  
Amaral, Justin - 2005-06  
Amend, Ray - 1923  
Andersen, Barry - 1968-69  
Anderson, Archie - 1928  
Anderson, Cal Ray - 1978  
Anderson III, Curtis - 2015-16  
Anderson, Jack - 1938  
Anderson, Jay - 1971-72  
Anderson, Marv - 1985-86  
Anderson, Mike - 1982-83  
Andrews, Colin - 2017  
Andrews, Marcus - 2010-11-12-13  
Andrews, Marlon - 1989-90  
Andrews, Rob - 2009-10-11-12  
Ange, Jim - 1998-99  
Applegarth, Bill Dean - 1958  
Applewhite, Antwan - 2004-05-06  
Arey, Dennis - 1988-89-90  
Arguello, Tim - 1979  
Ariey, Mike - 1983-84-85-86  
Armstrong, Gerard - 2005-06-07-08  
Arnett, Kendall - 1932  
Arnold, Amon - 1999-00-01-02  
Aronson, Art - 1986  
Aronson, Doug - 1983-84-85-86  
Arosemena, Eder - 2006  
Arriaran, Jim - 1981  
Asbury, Jason - 1997-98-99-00  
Ash, Rick - 1972-73  
Ashley, Richard - 1997  
Ashley, William - 1950  
Atteberry, Jeff - 1970  
Auerbach, Scott - 1996-97-98  
Ault, Don - 1927-28-29  
Austin, Rick - 1998  
Autele, J.J. - 2009-10-11  
Avetisyan, Avo - 1994-95  
Avey, Howard - 1927  
Avey, Paul - 1927-29-30  
Avii, Tuffy - 1971-72  
Awalt, Robert - 1985-86  
Ayala, Simon - 2008  
Ayanbadejo, Obafemi - 1995-96

## B

Babiash, Derek - 2015-16  
Bachmann, Tony - 1972-73-74  
Baecht, Herman - 1937  
Bailes, Jonathan - 2003-04-05-06  
Bailey, Bill - 1931-32-33

Bailey George - 1938  
Baker, Donny - 2003-04-05-06  
Baker, Jeff - 1970  
Baldwin, Damon - 1986-87-88-89  
Baldwin, Parker - 2015-16-17  
Balistren, Pete - 1998  
Ball, Orville - 1945  
Ball, Robert - 1958  
Barbier, Matt - 2005  
Bardot, Don - 1947  
Barksdale, Demetrius - 2009-10-11  
Barlow, Harold - 1986  
Barman, Barnard - 1934  
Barnes, David - 1924-25-26  
Barnes, Sam - 1979-80  
Baron II, John - 2016-17  
Barrick, Scott - 1988  
Barrett, Alex - 2013-14-15-16  
Barteis, Joe - 1976-77  
Bass, Ray - 2006-07  
Bates, Aubra - 1933-34  
Bates, Fred - 1948-49-50  
Bates, Hugh - 1955  
Bawden, Nick - 2014, 2016-17  
Bean, David - 1958  
Beautrow, Jim - 1981-82  
Beck, John - 1966-67  
Bejarano, Brandon - 1991-92-93-94  
Beckman, Bob - 1941  
Beed, Everett - 2012-13  
Belcher, Kirk - 1985  
Belenzon, Art - 1953  
Bell, Demetrius - 1986  
Bell, Tony - 2012  
Bell, Kipperr - 1979-80  
Belmont, Allen - 1928-29  
Bender, Jeff - 1973  
Bender, Roger - 1979-80-82-83  
Benjamin, Harry - 1968  
Benson, Harry - 1971-72  
Benton, Binky - 1976-77  
Benton, John - 1940  
Berg, Brian - 1999-00  
Berger, Larry - 1945, 47  
Bergeron, Lonny - 1996  
Bergland, John - 1933-34  
Berhe, Nat - 2010-11-12-13  
Bernard, Kenny - 1987  
Bernard, Turner - 2017  
Bernards, Jake - 2013  
Bienhoff, Wayne - 1964-65  
Bill, Jason - 1989-90  
Bird, Ruben - 1934  
Bishop, Henry Jr. - 1961-62  
Bixler, Randy - 1971-72  
Bixler, Steve - 1972-73  
Black, Paul - 1978  
Blackwell, Burt - 1973-74  
Blackwell, Will - 1994-95-96  
Blade, Scott - 1993-94  
Blain, Tanner - 2015-16  
Blaisdell, Art - 1973-74  
Blake, Roger - 1994-95  
Blanchard, Bob - 1973  
Blanchard, Brett - 1983-84-85-86  
Blanton, Billy - 1994-95-96  
Blaylock, Lance - 1992  
Blaylock, Reggie - 1986-87  
Blecha, James - 1966-67  
Bledsoe, Curtis - 1978  
Bletchen, Jim - 1935  
Blyth, Steve - 1988-89  
Boaz, Jack - 1937  
Boehmke, Russell - 1960-61  
Boesch, Aaron - 2013  
Bogard, Stan - 1999  
Boles, James - 1946-47  
Bonatus, Donald - 1952-53  
Bonatus, Kenneth - 1945

Bond, Lawrence - 1926  
Bond, Ross - 1921  
Booker, Tommy - 1987-88-90  
Bordier, Bud - 1948  
Bornes, Brandon - 2004-05-06-07  
Bosse, Brendon - 1963  
Boudreaux, Corey - 2007-08  
Boyd, Dave - 1971  
Boyd, Greg - 1974-75  
Boyer, Rick - 1980-81  
Boyer, Tim - 1972-73  
Bradley, Scott - 1976-77  
Brandow, Paul - 1975-76  
Brannon, Lee - 1987-88  
Branstetter, Gary - 1963  
Brassey, Dale - 1946  
Breitbard, Bob - 1938-39-40  
Brewer, Aaron - 2008-09-10-11  
Brigham, Andrew - 2000-01  
Brinkley, Steve - 1968-69  
Brinton, Spencer - 1997  
Bristow, Gib - 1941-42  
Brohn, Herb - 1980-82-83-84  
Bronson, Joel - 1984  
Brooks, Mitch - 1984  
Broome, Michael - 1987-88  
Brossard, Dan - 1971  
Brown, Casey - 1982-83-84-85  
Brown, Darrell - 1980-82-83-84  
Brown, Davon - 2007-08-09-10  
Brown, George - 1968-69-70  
Brown, George - 1947  
Brown, Harold - 1946  
Brown, Lloyd - 1924  
Brown, Marv - 1975  
Brown, Mike - 1953-54  
Brown, Ollie - 1973-74-75-76  
Brown, Richard - 1983-84-85-86  
Brown, Robert - 1938-39-40  
Brown, Robert - 1931-32-33  
Brown, Vincent - 2007-08-09-10  
Brunskill, Daniel - 2013-14-15-16  
Bryant, Jess - 1946-47-48  
Bryant, Walter - 1921  
Buchanon, Willie - 1970-71  
Buckin, Al - 1936  
Bullington, Steve - 1982-83  
Bunkley, Mike - 1977  
Burnett, Tim - 1968-69  
Burns, Linden - 1934  
Burns, Mike - 1992-93  
Burris, Miles - 2008-09-10-11  
Burrow, Ken - 1969-70  
Burson, Gene - 1966-67  
Burton, Brad - 1986-87-88-89  
Burton, Kevin - 1998-99  
Burton, Mitch - 1986-87-88-89  
Busbee, Stuart - 1984-85  
Bussey, Luke - 2015  
Bush, Alvin - 1981-82  
Butcher, Warren - 1942  
Butler, Brice - 2012  
Butler, John - 1962-63-64  
Butler, John - 1933-34-35  
Butler, Jomar - 1998-2000-01  
Butler, William - 1945  
Butts, Curtis - 1989-90-91  
Buzbee, Tim - 1972-73  
Byrns, Kenneth - 1938

## C

Cabrera, Israel - 2016-17  
Cabrera, Liam - 2017  
Calhoun, Lawrence - 1991  
Caliste, Hubert - 2001-02-03-04  
Callahan, Matt - 2004-05  
Callan, Murry - 1948-49  
Callies, Gil - 1934  
Cameron, Milton - 1927

Campano, Kevin - 2014  
Campbell, Tyler - 2006-07-08  
Canizales, Albert - 1956-57  
Cannon, Don - 1947  
Cano, Octavio - 1957-58-59  
Carmada, Vincent - 2009  
Carman, Bernard - 1933-35  
Caron, Bobby - 1978  
Carr, Fletcher - 1930-32  
Carr, Jack - 1941  
Carr, Larry - 1928  
Carr, Leslie - 1940  
Carroll, John - 2017  
Carroll, Leo - 1965-66  
Carsey, Mike - 1967-68  
Carson, Kern - 1961-62-63  
Carter, Eugene - 1968-69  
Carter, Scott - 1978-80  
Carter, Thomas - 1982-83  
Carver, Leon - 1941  
Carusa, Rick - 1979-80  
Cassidy, Pat - 1972-73  
Cassidy, Lloyd - 1946-47-48-49  
Cassidy, Troy - 2016-17  
Castellanos, Rudy - 1976-77  
Catsimehas, John - 1945  
Chacon, Larry - 1980  
Chaffin, Randy - 1960-61-62  
Chambers, Wendell - 1966  
Chambliss, Phil - 1977-78  
Champion, George - 1921  
Chandler, Garland - 1972-73  
Chandler, Jim - 1974-75  
Chapman, Robby - 1981  
Chance, Cameron - 1996-97  
Chapman, Christian - 2015-16-17  
Chase, Byron - 1949-50  
Chavez, Bill - 1969  
Cheatum, Myles - 2017  
Childs, Leandrew - 1996  
Chlumak, Martin - 1998-99  
Cholewa, Tom - 1959  
Chomomud, Dwight - 1994-95  
Churnich, Lew - 1977  
Churchman, Al - 1933-34-35  
Claiborne, Robert - 1987, 1989  
Clancy, Mike - 1976-77  
Clark, Anthony - 1964  
Clark, Avery - 1972-73  
Clark, Larry - 2013-14  
Clark, Mervyn - 1930-31-32  
Clark, Roger - 1963  
Clarke, Zach - 2007-08  
Clay, Jeff - 2016-17  
Clayton, John - 1996  
Clement, Terry - 1976-77  
Clemmer, Curt - 1941-42  
Clearbrook, Harold - 1924  
Cleary, Mac - 1998-99-00  
Cline, Theron - 1929  
Clyde, Dick - 1973-74  
Cochran, Kenneth - 1958  
Cole, David - 1991  
Coleman, David - 1979  
Coleman, George - 1946-47-48  
Coleman, Mark - 1981  
Collett, Randy - 1975  
Collins, Curt - 1992-93-94  
Collins, Frederick - 2002  
Collins, Mike - 1962-63-64  
Collins, Trent - 1982-83  
Colongi, John - 1971  
Conard, Kevin - 1987  
Conerly, Kyle - 2001-02-03-04  
Conklin, Bob - 1949-50-51  
Connell, George - 1931  
Conner, Don - 1945  
Conyers, Anthony - 1986  
Cooks, Eldridge - 1961-62-63

AZTEC FOOTBALL MEDIA GUIDE

# Letterwinners



EIGHT STRAIGHT BOWL GAME APPEARANCES ► 21 CONFERENCE CHAMPIONSHIPS

Coomes, Todd - 1988-89  
Cooper, David - 1987-88-89-90  
Coover, Charles - 1945  
Copeland, Casey - 1987-88  
Copeland, Don - 1997-98  
Copp, Roy - 1969-70  
Corbett, Garrett - 2011  
Corral, Ed - 1979-80  
Corrin, Merle - 1932-33-34  
Costello, John - 1968  
Cota, Alex - 1974-75  
Cotton, Bill - 1958  
Coviello, Andy - 1990-91  
Cox, Bobby - 1975  
Cox, Gordon - 1929-30-31  
Cozens, Bob - 1939-40-41  
Cozens, Tom - 1937-38-39  
Craft, Kevin - 2006  
Craft, Tom - 1975-76  
Craig, Thomas - 1945  
Craighead, Robert - 2012-13-14-15  
Craney, Jay - 1971-72  
Crawford, Travis - 2007-08  
Crews, Charlie - 1976-77  
Crosby, Craig - 1992-93-94-95  
Crossley, Jim - 1966-67  
Crosthwaite, Gil - 1938-39-40  
Croudip, Dave - 1981-82  
Cruz, Ben - 1951  
Cubley, Walter - 1961-62-63  
Cumberlander, Christian - 2015  
Cummings, Garry - 1952  
Curry, Don - 1947  
Curtis, Isaac - 1972  
Curtis, Rico - 1996-97-98-99

## D

Dahms, John - 1945  
Dahms, Tom - 1947-48-49  
Dale, Alan - 1981-82  
Damon, Andy - 1985-86  
Daniels, Charles - 1948-49-50  
Daniels, Paul - 1967-68  
Darby, Brendan - 2000-01-02-03  
Darcey, Mike - 1974-75  
Darden, Dave - 1973  
Dasovich, Percy - 1934  
Dave, Al - 1972  
Davenport, Ronnie - 2002  
Davis, Bill - 1949-50-51  
Davis, Brandon - 2008-09-10-11  
Davis, Chris - 1984-85  
Davis, Devante - 2014  
Davis, Dick - 1941-42  
Davis, Joe - 1976-77  
Davis, Lance - 1995  
Davis, Tedd - 1977-78  
Dawson, Jack - 1932  
Dawson, Reldon (Bing) - 1964-65  
Deakin, Doug - 2009-10  
Deal, Walter - 1924-25  
Dean, Josh - 2001-02-03-04  
Dean, Vernon - 1980-81  
Deckert, Tom - 1969, 71  
DeFelice, Garth - 1975-76  
Delaney, Tim - 1968-69-70  
Delvaux, Art - 1963-64  
DeMartinis, Tony - 2006-07-08  
Demp, Marcus - 2002-03-04-05  
Demp, Will - 1999-00-01  
Dennis, Jim - 1984-85  
Denso, Dylan - 2010-11-12-13  
Denson, Keith - 1972-73  
Derrick, Jim - 1932-33-34  
DesRochers, Dave - 1986-87  
Diamond, Frank - 1940  
Dias, John - 1950  
Dickerson, Don - 1956  
Dickie, Shawn - 2000-01-02-03  
Diebel, Paul - 1971

Dilley, Elden - 1924-25, 30-31  
Dilley, Zach - 2012-13  
Dillingham, McKinley - 1967-68  
Dillon, Hi - 1921  
Dillon, Mike - 1930-32  
Dimich, Milan - 1960  
Dimmick, Jim - 1974  
Dingwell, Adam - 2011-12-13  
Dion, Jason - 2003  
Dirks, John - 1933-34  
Dixon, Daishawn - 2016-17  
Dixon, Vollon - 1975-76  
Dlugolecki, Matt - 2003-04-05  
Dobbins, Herbie - 1972-73  
Dodd, Charlie - 1972  
Dodds, Verne - 1952-53-54  
Doleman, Tom - 1977  
Dombrowski, Brandyn - 2004-05-06-07  
Donovan, Terry - 1975-76  
Donckers, Bill - 1971-72  
Donnell, Al - 1940  
Dorsey, Dan - 1996-97  
Doston, George - 1924-25  
Dotson, Leroy - 1958-59-60  
Douglass, Mike - 1976-77  
Dowd, Bill - 1984-85  
Dowd, Jim - 1947-48-49  
Dowhower, Rod - 1963-64  
Draheim, Tommie - 2009-10-11  
Draper, Paul - 1949  
Drayton, Kevin - 1988-89  
Driscoll, Paul - 1931-32-33  
Driver, Michael - 1993-94  
Driver, Jacob - 2010-11-12-13  
Dryer, Fred - 1967-68  
DuBois, Phil - 1977-78  
Duckett, Ed - 1960-61  
Duff, Jamal - 1991-92-93-94  
Duich, John - 1935-37  
Duich, Steve - 1966-67  
Duke, Alan - 1964-65  
Duke, Dennis - 1969  
Duke, Joe - 1957-58-59  
Duncan, Eric - 1988-89-90-91  
Duncan, Steve - 1977-78  
Dunkle, Freddy - 2004-05-06-07  
Dunlap, Daryl - 2014  
Dunn, Brooke - 1975-76  
Dunn, Ryan - 2015-16-17  
Duran, Josh - 2006  
Duran, Michael - 1996-97-98-99  
Durbin, Derrick - 2003-04  
Durham, Darius - 1980-81-82  
Durland, Charles - 1934-35

## E

Early, John - 1954-55-56  
Earley, Lyndon - 1986-87-88  
Eaton, Jack - 1982-83-84-85  
Echenique, Tom - 1972-73  
Eckis, Rollin - 1923-24  
Edens, Bennis - 1946-47-48  
Edwards, Alfred (Gene) - 1953  
Edwards, Freddie - 1992, 94-95-96  
Edwards, Herman - 1976  
Edwards, Kwincy - 2008-09  
Edwards, Lloyd - 1967-68  
Edwards, Marcus - 2004-05  
Edwards, Ted - 2006  
Eilerts, Douglas - 1964-65  
Elimimian, Jacob - 2002-03-04  
Ellis, Craig - 1980  
Ellison, Keith - 2002  
Ellwood, Rick - 1975  
Elmore, Brad - 1998-99  
Emanuel, Vince - 1979-80, 82  
Embermate, Nik - 2009-10-11-12  
Embrey, Robert - 1948-49-50  
England, Max - 1923  
Engle, George - 1965-66

Engle, Jerry - 1970-71  
Engstrand, Tanner - 2004  
Enriquez, Henry - 1961  
Epps, Bob - 1979-80  
Erkenbeck, James - 1949-50-51  
Erwin, Larry - 1955  
Escalera, Gabriel - 1965-66  
Escobar, Gavin - 2010-11-12  
Esene, Levi - 1984, 86  
Evans, Dallas - 1956-57  
Evans, Demario - 1993  
Evans, Don - 1986  
Evans, Tyrone - 1995-96-97  
Ewert, Burton - 1991, 93-94  
Eyherabide, Pascal - 1970-71

## F

Fackrell, Rey Dee - 1956-57  
Fairbrother, Bill - 1981-82  
Fanchin, Al - 1978-79-80  
Fantroy, Martrell - 2007, 09  
Farias, Philip - 1961-62  
Farr, Kellen - 2008, 2010  
Farris, John - 1962-63-64  
Farwell, Heath - 2002-03-04  
Faryniarz, Brett - 1984-85-86-87  
Fates, Miles - 1995-96-97  
Faulk, Marshall - 1991-92-93  
Favreau, Chase - 2014-15-16  
Feaster, Andrew - 2011-12  
Featherstone, John - 1969-70  
Feeney, Kevin - 1975-76  
Feer, Wes - 2012-13  
Fehoko, Whitley - 2006  
Feldt, Don - 1948  
Felice, Lee - 1969-70  
Felice, Lynn - 1968-69  
Fely, Jake - 2011-12-13, 2015  
Ferguson, Duke - 1975  
Ferguson, Nate - 1973-74  
Ferguson, Bill - 1971-72  
Fernandez, Lawrence - 1963  
Fidel, Kevin - 1977-78  
Fifita, Siaoosi - 2005-06-07-08  
Filson, Art - 1947-48  
Finan, John - 1945  
Finch, Chris - 1992-93-94-95  
Findley, Larry - 1965-68  
Finkel, Bryan - 2009  
Finkle, James - 2005  
Fish, Don - 1951-52  
Fisher, Doug - 1967-68  
Fisher, Thane - 1986, 1989  
Fitz, Hollis - 1925-26-27  
Fitzpatrick, Harold - 1923  
Flaherty, Bernard - 1953-54-55  
Fletcher, Ed - 1951-52  
Fletcher, Raleigh - 2000-01-02  
Fletcher, Rocky - 1971-72  
Fletcher, Tom - 1991-92-93-94  
Flick, Chad - 1996-97  
Flisher, Gary - 1969-70  
Flisher, Ron - 1965-66  
Flores, Arthur - 2015-16  
Flores, Emmett - 1987  
Fluegge, Donald - 1995  
Fodor, Al - 1947  
Fogel, Steve - 1979, 81  
Foli, Anthony - 2000-01-02-03  
Foote, Herbert - 1946  
Foran, Williams - 1945  
Ford, Bob - 1937, 39  
Ford, Garrett - 1990  
Ford, Glen - 1975  
Forni, Chris - 2011  
Fortin, Roman - 1987-88-89  
Foster, Dustin - 1980  
Foster, Greg - 1981-82  
Foster, Lou - 1990-91  
Fox, Guy - 1927-28

Fox, John - 1975-76  
Fox, Maurice - 1928  
Fox, Mike - 1979-80-81-82  
Fragile, Jack - 1974-75  
Frame, Joe - 1935-36  
Francis, Bob - 1976  
Francis, Henry - 1922-23  
Franey, Jerome - 1981-82  
Franklin, Michael - 2002-03-04-05  
Franson, Lou - 1971  
Freeman, Tom - 1967-68  
Freitag, Ralph - 1949-50  
Freitas, Jesse - 1972-73  
Frew, Dean - 1984  
Frisco, Carl - 1940  
Fritz, Monte - 1952-53-54-55  
Frost, Jack - 1939-40  
Fry, Wayne - 1937  
Fudge, Bill - 1974-75

## G

Gabalton, Joe - 1960  
Galea, Cody - 2011-12-13-14  
Galea'i, Kenny - 2013-14  
Galindo, Joe - 1949-50  
Galindo, Frank - 1936-37  
Galpin, Harry - 1942  
Gamble, Donte - 2000-01  
Garcia, Rick - 1960  
Garner, Barkham - 1924-25-26-27  
Garrett, Dwayne - 2012-13  
Garretson, Rick - 1975-76-77-78  
Garrison, Diallo - 1996  
Garrison, Gary - 1964-65  
Gaston, Dan - 1983-84  
Gatlin, Charles - 1995-96-97  
Gauld, Riley - 2011-12  
Gavert, Josh - 2011-12-13-14  
Gbaja-Biamila, A. - 1999-00-01-02  
Gbaja-Biamila, K. - 1996-97-98-99  
Geddies, Terry - 1927-28  
Geary, Frank - 1973-74  
Gearty, Steve - 1976-77-78  
Gelt, Brian - 2000-01  
George, Donald - 1957-58-59  
George, Matt - 1994  
Gibbs, Joe - 1961-62-63  
Gibbs, Larry - 2010-11  
Gilbert, Mike - 1974-75  
Gilbreath, Monty - 1986-87-88-89  
Gilliland, George - 1939-40  
Gillis, Curtis - 1987  
Gillison, Steve - 1984  
Gilmore, Corey - 1983-84-85-86  
Glister, Rob - 1981-82  
Glass, Max - 1936-37  
Glaze, George - 1991-92-93  
Glaze, Raymond Jr. - 1957-58  
Glaze, Sebastian - 1990-91-92-93  
Glenn, Donnie - 1977-78  
Glenn, Ricky - 1979  
Glover, Darcel - 1994-95  
Glover, La'Roi - 1992-93-94-95  
Godden, John - 1962-63-64  
Goebel, Dave - 1980  
Goetchius, Randy - 1977-78  
Gomez, Alan - 2006  
Gomez, Raul - 2000-01-02  
Goodchild, Bill - 1940-41  
Goodwin, Daryle - 1957  
Gordert, Chris - 2011-12  
Gordon, Dakota - 2014-15  
Gordon, Japheth - 2012-13  
Gordon, Lynn - 1962  
Gorham, C.S. - 1921  
Gorman, David - 2002  
Gourdine, Damon - 1997-98-99  
Gourdine, Daniel - 2000  
Gradinger, Leo - 1979-80  
Graff, Rob - 1986-87-88-89

# Letterwinners



EIGHT STRAIGHT BOWL GAME APPEARANCES ► 21 CONFERENCE CHAMPIONSHIPS

LETTERWINNERS ◀ HISTORY

Graham, Marty - 1996-97  
Grant, Harold - 1931  
Graves, Scott - 2012  
Gray-Hayward, Adam - 2002-03-04  
Green, Justin - 2001  
Green, Robert - 1984  
Greene, Darrell - 2012-13-14-15  
Gregorio, Andy - 2010  
Gregorio, Robert - 2011  
Gresoro, Max - 1959-60-61  
Grider, Buss - 1978  
Griffith, Gordon - 1971-72  
Griffith, Robert - 1990-91-92  
Grigsby, Reggie - 2003-04-05-06  
Grimaud, Ronald - 1952  
Gross, Morris - 1922-23-24, 26  
Gudino, Dominic - 2017  
Guillory, Darius - 2012  
Gunther, Kurtis - 2008, 10-11  
Gutierrez, Al - 1966  
Gutierrez, Tim - 1993-94  
Gutowski, Jay - 1953-54-55-56

## H

Hageman, Donny - 2014-15  
Hailey, Bryan - 1983-84-85-86  
Hakim, Az - 1994-95-96-97  
Halda, Mark - 1977-79-80  
Hall, Adam - 2001-02-03  
Hall, Darryl - 1979, 81  
Hall, Noble - 2015-16-17  
Halte, Donald - 1961-62-63  
Hamilton, Lynnell - 2003, 05-06-07  
Hammerschmidt, Benn - 1937-38  
Hammes, Richard - 1959-60  
Hammett, Bill - 1972-73  
Hammett, Bill - 1999-00  
Hammond, Scott - 1993  
Hammons, Jim - 1966  
Hanawalt, Jim - 1988-89-90  
Hancock, Cliff - 1966-67  
Hancock, John - 1921-22-23-24  
Hansen, Curtis - 1966-67  
Hansen, Harold - 1927-28-29  
Hansen, James - 1950  
Hansen, Norman - 1959  
Hansen, Rick - 1980-81-82  
Hanzal, Brian - 1949  
Hardaway, Charles - 1989  
Hardy, Chris - 1983-84-85-86  
Harmon, Buford - 1965-66  
Harris, Clarence - 1937  
Harris, Fred - 1994  
Harris, Herman - 1921  
Harris, Merton - 1990-91  
Harris, Vanessa - 2011-12-13  
Harrison, Robbie - 1981  
Harvey, Derrick - 1980-82-83  
Harvey, Jasper - 2002-03, 05  
Harvey, Walt - 1937-38-39  
Hastings, Reed - 1936-37  
Hatch, Mike - 1996-97  
Hathaway, Jones - 1921  
Haughn, Dennis - 1972-73  
Hawkins, Daryl - 1994-95  
Hawkins, Tayler - 2017  
Hawley, Dale - 1963-64-65  
Hawley, Jack - 1999-00  
Hayes, Billie - 1968-69  
Hayes, Thomas - 1969-70  
Hays, Carl - 1959-60  
Haywood, Jerome - 1998-99-00-01  
Hazel, Willard - 1953  
Hazely, Jemond - 2012, 2014-15  
Heather, George - 1999-00  
Heaton, Leo - 1946, 48  
Heggins, James - 1996-97  
Heiborn, Arthur - 1921  
Heicklen, Brandon - 2017  
Heinz, Joe - 1990-91-92

Held, Paul - 1951-52-53  
Held, Spencer - 1921-22  
Helms, Bill - 1975-76  
Helzer, Daniel - 1964  
Hemmings, Dey Juan - 2007-08-09, 11  
Hemp, Ralph - 1958  
Hemphill, Charles - 1966-67  
Henderson, Atiyyah - 2006-07-08  
Henderson, Bobby - 1973-74  
Henderson, Jay - 2014-15-16-17  
Henderson, Reuben - 1978-79-80  
Henley, Jack - 1949-50-51  
Henley, Sam - 1950  
Henry, Danny - 1994-95  
Henson, Steve - 1971  
Hertsch, Neil - 1982-83  
Herrill, Clair (Red) - 1949-50  
Hershey, Jay - 1935-36  
Hestor, Tom - 1921-22-23, 25  
Hewitt, Hunter - 2009, 2012  
Hewitt, Paul - 1987-88  
Heyward, Christian - 2014-15  
Hickman, T.J. - 2013-14  
Hicks, Brad - 1982-83-84  
Hicks, Harold - 1986  
Higashi, Hideo - 1935, 37  
Higgins, Clark - 1946  
Higgins, Dennis - 1970-71  
Higgins, Harry - 1952-53-54  
Hight, Fred - 1971-72-73  
Hight, Jim - 1966-67  
Hildreth, James - 1927-28-29  
Hill, Mike - 1977-78  
Hill, Theron - 1995  
Hillard, Lawrence - 1964-65  
Hillman, Ronnie - 2010-11  
Hinton, Ken - 1975-76  
Hitt, Travis - 1973-74-75-76  
Hodge, Eric - 2005  
Hoffman, Tom - 1962-63-64  
Holder, King - 2011-12-13  
Holder, Mikah - 2014-15-16-17  
Holman, Damien - 2002  
Holmes, Donny - 1976-77  
Holmes, Vonnice - 2007-08  
Holt, Peter - 1993-94-95-96  
Home, Samson - 1972  
Homesly, Bob - 1941  
Hons, Cory - 1980  
Hooper, Mike - 1984-85-86-87  
Horn, Don - 1965-66  
Horn, Romeo - 2007-08, 11  
Houghton, Mike - 1999-00-01  
Houston, Parker - 2016-17  
Howard, Bob - 1965-66  
Howard, Kwan - 2003-04-05-06  
Howard, Thomas - 1999-00-01  
Howell, Kevin - 1981-82  
Howell, Lou - 1951  
Hoyt, Louis - 1926  
Hubbard, Warren - 1956  
Huffaker, Charles - 1961  
Hufford, Lyle - 1950  
Hughes, Everett - 1956-57  
Hughes, Jim - 1935  
Hughes, Michael - 2004-05-06-07  
Hull, James - 1957-58  
Hull, Marc - 2004-05-06-07  
Hunt, James - 1970-71  
Huth, Eric - 1979-80  
Hyatt, Mark - 1988

## I

Iata, Ryan - 2000-01-03  
Iavelli, Carl - 1966  
Ibe, Mike - 1990-91  
Ikonne, Eric - 2008  
Imhof, Martin - 1971  
Imo, Ed - 1976-77  
Inge, Pete - 1976-77-78-79

Ingram, Johnathan - 1999-00-01-02  
Iloja, Adrian - 1993-94-95-96  
Iosefa, Trask - 2007-08-09-10  
Irvin, Bill - 1939-40  
Ismael, Keith - 2017

## J

Jackson, Alfred - 1985-86-87-88  
Jackson, Harold - 1956  
Jackson, Joe - 1995-96-97-98  
Jackson, Jonas - 1972-73  
Jackson, Ken - 1972  
Jackson, Monte - 1973-74  
Jackson, Terry - 1975-76-77  
Jacobs, Ambrous - 1966-67  
Jacobs, Mel - 1974-75  
Jacquet, Nathaniel - 1995-96  
James, Lindsey - 1969-70  
James, Scotty - 2006-07  
Jantz, Jack - 1952-53  
Jasmin, Chase - 2017  
Jeffries, Kipp - 1990-91-92  
Jenkins, Dennis - 1966  
Jennings, Jim - 1988-89-90-91  
Jennings, Marcus - 1978  
Jensen, Kris - 1985-86  
Jessop, Dave - 1931-32-33  
Jessup, John - 1980-82  
Jezulin, Mike - 1980-81  
Johns, Edward - 1952-53-54  
Johns, Nathan - 1965-66  
Johnson, Alec - 2010-11-12  
Johnson, Bob - 1974-75  
Johnson, Buster - 1945  
Johnson, Chris - 1990-91-92-93  
Johnson, Dwayne - 2017  
Johnson, James - 1983-84  
Johnson, Ken - 1925, 27-28  
Johnson, Mark - 1975  
Johnson, Scott - 1996-97-98-99  
Johnson, Shane - 2000, 2002  
Johnson, Taj - 1996-97  
Johnson, Tim - 1977-78  
Johnston, Dave - 1976  
Jones, Darius - 2008  
Jones, Darryl - 1997-98  
Jones, George - 1995-96  
Jones, Harry - 1931-32  
Jones, Harry - 1959  
Jones, Jason - 1995-96  
Jones, Leonard - 1992-93-94  
Jones, Robert - 1965-66  
Jones, Steve - 1976  
Jones, Tom - 1967  
Jordan, Karl - 1957  
Jordan, LaDrue - 1969  
Jordan, Steve - 1970-71  
Jordan, Steve - 1977-78  
Joyner, Stephen - 1964-65  
Judge, Eric - 2013-14-15-16  
Jurk, Don - 1951-52  
Justice, Jeremy - 2003-04  
Justice, Walt - 1974-75  
Justman, Patrick - 2004-05-06

## K

Kaehler, Quinn - 2013-14  
Kafka, John - 1968-69  
Kahan, Charles - 1956  
Kahui, Kurt - 2002-03-04-05  
Kalati, Mau - 1974-75  
Kaiser, Jack - 1946-47-48  
Kaiser, Robert - 1946, 48  
Kalbach, Bart - 1986-87  
Karno, Rich - 1978  
Kaszycski, Ed - 1993-94  
Katz, Ryan - 2012  
Katzenmeyer, Dave - 1977-78  
Kawulok, Matthew - 2006-07-08-09  
Kazee, Damontae - 2013-14-15-16

Kazee, Walter - 2009-10-11-12  
Kearney, Bryant - 1927  
Keels, Mahbu - 2011-12  
Keesey, Dan - 1981  
Keiaho, Freddy - 2002-03-04-05  
Keil, Don - 1941  
Kelley, Arthur - 1930-31  
Kelley, Kyle - 2015-16  
Kelly, Jack - 1940  
Kelly, Kameron - 2014-15-16-17  
Kelly, Leonard - 1964-65  
Kelly, Percy - 1929  
Kenion, Mike - 1980  
Kentris, Jim - 1978  
Kenyon, Bill - 1942  
Kertel, Ed - 1974-75  
Ketchum, Logan - 2009-10-11  
Kilby, Chris - 1983-84-85-86  
King, James - 1958-59  
King, Preston - 2009  
Kinney, Cliff - 1964-65  
Kirk, Randy - 1985-86  
Kirovski, Tommy - 2001-02  
Kirschner, Todd - 1978  
Kita, George - 1939-40-41  
Klatt, Bobby - 1973  
Kleck, Bert - 1938-39-40  
Kline, Andrew - 1996-97-98-99  
Kmet, John - 1977-79-80  
Knight, Dan - 1984-85  
Knoles, Norman - 1932-33  
Knutson, Mike - 1986-87  
Koenig, Mark - 1991-92-93  
Kofler, Matt - 1980-81  
Kohn, Brandon - 2009  
Kollar, Ward - 1981  
Kopp, Frank - 1926  
Korsmeier, Larry - 1961-62  
Kos, Jay - 2000-01  
Kottman, Dan - 2012  
Kracalik, Mike - 2001-02-03-04  
Kramer, Bill - 1973-74  
Kravetz, Mike - 2004, 06-07  
Krupens, Harold - 1956  
Krusc, Bill - 1939-40-41  
Kruzsch, Phill - 1941  
Krzysiak, Pat - 1979-80  
Kushner, Bill - 1988  
Kutshur, Jon - 1985

## L

Lakalaka, Ronley - 2015-16-17  
Lamar, David - 2012-13-14  
Lamar, James - 1977-78  
Lambert, Mike - 1973  
LaMonda, Zach - 2000-01  
Lancaster, Jeff - 1967-68  
Landis, Harold - 1945  
Langley, Everett - 1970-71  
Laolagi, Luke - 2006-07-08-09  
LaPlant, Steve - 1975-76  
Largent, Derek - 2012-13-14  
Larsen, Stephen - 2001-02-03-04  
Larsen, Bo - 1976-77  
Laskowski, Daniel - 1967  
Latham, Huge - 1949-51  
Loughton, Jim - 1982, 84-85  
Lauter, Steve - 1984-85-86  
Lavender, Joe - 1971-72  
Lawanson, Sam - 1995-96  
Lawson, Kent - 1962-63-64  
Lawson, Ernie - 2007-08-09-10  
Lay, David - 1961-62-63  
Lealofi, Aloalii - 2003-04  
Ledbetter, Jay - 1974-75  
Ledford, William - 1956  
Lee, Charles - 1932-33, 35  
Leja, George - 1950-51  
Lemker, Jeff - 1985-86  
Lemon, Gabe - 2010-11-12-13

AZTEC FOOTBALL MEDIA GUIDE



# Letterwinners



EIGHT STRAIGHT BOWL GAME APPEARANCES ► 21 CONFERENCE CHAMPIONSHIPS

Leomiti, Carlson - 1990-91-92-93  
Leomiti, Harry - 1980  
Lessard, Isaac - 2016-17  
Levi, Marcus - 2001  
Levine, Bob - 1978-79, 81  
Lewis, Claude - 1954-55-56  
Lewis, Darrell - 1991-92-93  
Lewis, Darryn - 2008-09-10  
Lewis, Derrick - 1999-00-01  
Lewis, Eric - 1995-96-97-98  
Lewis, Jonas - 1996-97-98-99  
Lewis, Reggie - 1975  
Lightner, Dennis - 1966-67  
Lily, Rick - 1965-66  
Limahelu, Al - 1969-70  
Limebrook, Dave - 1972-73  
Linam, Delbert - 1952  
Linares, Robert - 1952-53-55  
Lindley, Ryan - 2008-09-10-11  
Lizalde, Milo - 1964  
Lobel, Blake - 2001-02-03-04  
Lockett, Colin - 2010-11-12-13  
Lomax, Trey - 2014-15-16-17  
Long, Jerome - 2008-09-10-11  
Long, Matt - 1980-81-82-83  
Long, Max - 1954  
Long, Victor - 1953-54  
Louis, John - 1990-91-92-93  
Louis, Lance - 2004-05-07-08  
Lovine, Allen - 1935-36  
Lowery, David - 1991-92-93  
Lucas, Bob - 1975  
Luke, Anthony - 2017  
Luster, Dave - 1985  
Lynch, Mike - 2003  
Lyons, Robert - 1951-52-53

**M**  
Mack, Farrell - 1978  
Macias, Edgar - 1996  
MacKersie, Bill - 1942  
Macon, Kevin - 1987-88-90-91  
Macklin, Isiah - 2017  
Madison, Ken - 1964-65  
Magee, Albert - 1957-58-59  
Magee, Donald - 1955-56-57  
Mahmeister, James - 1946  
Maka, Va'ati - 2003-04  
Malano, Mike - 1996-97-98-99  
Malcolm, Marshall - 1951, 53-55  
Manneh, Sam - 1968-69  
Manocchia, Nick - 1980  
Manos, John - 1945  
Mao, Tracey - 1988-89-90-92  
Maples, Milton - 1988-89  
Marchbanks, Ross - 2000-01  
Marden, Chance - 2012  
Marsala, John - 1976  
Marshall, Gary - 1973-74-75-76  
Martin, Brett - 2004-05-06-07  
Martin, Deric - 1999-00-01  
Martin, Dick - 1932  
Martin, Joe - 2003-04-05-06  
Martin, Larry - 1964-65  
Martin, Saladin - 1977-78  
Mascan, Larry - 1973-74, 76  
Masinick, Luke - 1983  
Mason, Greg - 1972-73  
Masthay, Mauri - 1956  
Mastin, Randy - 1978-79  
Matamua, Mike - 2009, 11  
Matheson, Doug - 1967  
Mathie, Bill - 1938-39-40  
Mathis, Ken - 1976-77  
Mathis, Kendrick - 2014-15-16  
Matuszewicz, Steve - 1988-89-91-92  
Mauldin, Davion - 2008-09  
Maultsby, Kevin - 1987-88  
Maxey, Larry - 1989-90-91-92  
Maxwell, DeAndre - 1992-93-94-95

Mayhew, David - 2000-01  
Mayo, Joey - 1998-99  
Maze, Terrell - 2003-04-05-06  
McAuley, Mike - 1973  
McBeth, Allen - 1960  
McCartney, John - 1992-93-94-95  
McChristian, Julius - 1994-95-96-97  
McColl, Jim - 1939-40  
McCoy, Lloyd - 1962-63  
McCoy, Matthew - 2002-03-04  
McCreery, Bill - 1925  
McCreery, Bob - 1923-24-25  
McCullough, Carl - 2003  
McCutcheon, Freddie - 2002  
McDaniel, Vernell - 1970  
McDonald, Dwight - 1974  
McFadden, Leon - 2009-10-11-12  
McGee, Na'im - 2014-15-16  
McGehee, Cecil - 1956-57-58  
McGillis, Mike - 1974-75  
McGuire, Andy - 1965  
McGwire, Dan - 1989-90  
McHargue, John - 1955-56  
McKay, Mark - 1982-83  
McKay, T.J. - 2005-06-07-08  
McKechnie, Kevin - 1994-95-96-97  
McKee, Dick - 1947  
McKeever, Mac - 1982  
McMichael, Jim - 1934-35-36  
McMichael, Paul - 1931  
McMorrow, Seamus - 2012-13-14  
McNanie, Sean - 1982-83  
McNeil, Rod - 1982-83  
McNeill, R. (Gray) - 1997-98-99-01  
McNeill, Mike - 1974  
McNeill, Rodney - 1997  
McPhatter, Ferman - 1949-50-51  
Meagher, E. (Mike) - 1967-68  
Mecham, Ben - 1996-97-98  
Meek, Gary - 1969-70  
Mejia, J.C. - 2003  
Meeker, Joseph - 1961-62-63  
Melifonwu, Fred - 2014  
Mella, Rob - 1984  
Mendenhall, Terry - 1969-70  
Mendez, Edward - 1963-64  
Mendez, Mario - 1961-62-63  
Merchant, Bob - 1940-41  
Meredith, Sam - 2011-12-13-14  
Merino, John - 1970  
Merrill, Bob - 1968-69  
Merrill, Tom - 1994  
Meschi, Dan - 1973-74  
Metroka, Emil - 2006  
Metzger, Art - 1936  
Meyer, Dave - 1981-82  
Miclot, Eric - 2004-05  
Mietz, Richard - 1982  
Millbrand, Lance - 1983  
Milke, G. (Bud) - 1948-49-50  
Milks, John - 1963-64  
Miller, Adam - 2004-05  
Miller, Anthony - 2009  
Miller, Bishop - 1999  
Miller, Brook - 2002-03  
Miller, Chris - 1971-72  
Miller, Frank - 1971-72  
Miller, Jeff - 1982-83  
Miller, Jimmy - 2012  
Miller, Kwayde - 2015-16  
Miller, Mark - 1977-78  
Miller, Robert - 2002-03, 06  
Milling, Jerry - 2006-07-08-09  
Mills, Lloyd - 2014-15  
Milsan, Doel - 1940  
Mims, Terry - 1986  
Minor, Claudie - 1972-73  
Minor, John - 1982-83-84-85  
Misch, Mike - 1989-90  
Mitchell, DeAngelo - 1987

Mitchell, Ken - 1947  
Mitchell, Kevin - 1979-80  
Mitchell, Larry - 1970  
Mitchell, Lonny - 1997-98-99  
Mitchell, Mario - 1985-86-87-88  
Monaco, Ron - 1981  
Moneymaker, Robert - 1956  
Montgomery, John - 1924, 27-28  
Montgomery, Kalan - 2014-15-16  
Montgomery, Marcus - 2006  
Montler, Bonner - 1988  
Moody, Dan - 1977-78  
Moore, Aaron - 2006-07-08-09  
Moore, Damon - 2017  
Moore, Jason - 1994-95-96-97  
Moore, Jermaine - 2002-03  
Moore, Josh - 1994  
Moore, Johnny - 1977, 79-80  
Moore, Ken - 1983-84-85-86  
Moore, Lonnie - 1979  
Moore, Raymond - 1952-53, 56  
Moore, William - 1969-70  
Morales, Marco - 1982-83  
Moran, James - 1950  
Moran, Rich - 1980-81, 83-84  
Morehouse, Ron - 1977-78  
Moreno, David - 2000-01  
Morgan, Jeff - 1981  
Morris, Andre - 1969-70  
Morris, Cree - 1990-91  
Morris, David - 1964  
Morris, Richard - 1958-59-60  
Morris, Shane - 2008  
Morrison, Al - 1921-22  
Morrison, Kirk - 2001-02-03-04  
Morrison, Ty - 1991  
Morton, Lance - 1954  
Moses, Clark - 1987-88-89  
Moses, Clinton - 1952  
Moses, Greg - 1972-73  
Moses, Haven - 1966-67  
Moss, Robert Jr. - 1958-59-60  
Mosolf, George - 1931-32-33  
Mott, DeWitt - 1921  
Mott, Paul - 1924-25-26-27  
Mougey, Darren - 2005-06-07-08  
Meuhleisen, Gene - 1936-37  
Muema, Adam - 2011-12-13  
Muhammad, Aqeel - 1998-99  
Mulholland, Pat - 1978  
Mumy, Gene - 1953  
Munson, Calvin - 2013-14-15-16  
Murdock, Clayton - 1929-30  
Murphy, Damien - 1996-97-98  
Myatt, Jerry - 1972-73  
Myer, Richard - 1969-70

**N**  
Nadon, Adrian - 1945  
Napier, Sandy - 1970-71  
Naylor, Casey - 2001-02-03  
Neal, David - 1997-98  
Neary, Mike - 1983-84  
Nelson, Robert - 1956-57  
Nelson, Robert - 2005  
Ned, Larry - 1998-99-00-01  
Neddo, DeAngelo - 2000-01-03  
Negrete, Danny - 2003  
Nelson, Peter - 2007-08-09  
Nelson, Robert - 2006  
Nelson, William - 1946  
Nesvold, Al - 1942  
Nettles, Bill - 1938-39-40  
Nettles, Tom - 1966-67-68  
Nettles, Tony - 1989  
Nettles, Wayne - 1939-40  
Nevarez, Steve - 2002  
Newlee, Barney - 1946-47  
Newman, Ken - 1980  
Newton, Robert - 1953-54-55

Nicholas, Danny - 1954-55  
Nicholas, Osmond - 2011  
Nichols, Bert - 1937  
Nichols, Tony - 1989-90-91-92  
Nicholson, Chester - 1950-51  
Nicholson, Scottie - 1998-99  
Nielsen, Gawin - 1936-37  
Nikos, John - 1978  
Nilsen, Dan - 1995-96-97  
Niu, Sai - 1987-88-89-90  
Nixon, Chuck - 1984-85-86-87  
Nixon, Torran - 1983-84  
Noble, Lenicio - 2014  
Nobles, Gary - 1981-82  
Nogle, Darold - 1972-73  
Norman, Derek - 1994  
Nottbusch, Frank - 1932-33-34  
Nuanez, Scott - 1983  
Nunez, Jim - 1940  
Nunn, Clarence - 1983, 85-86-87  
Nwansi, Ornan - 2006-07  
Nyberg, Jake - 1990-91, 93  
Nygaard, Norm - 1952-53-54  
Nyssen, Adam - 2003

**O**  
O'Brien, Chris - 1984-85  
O'Brien, Josh - 2010  
O'Brien, Kevin - 1976  
O'Brien, Thomas - 1953  
O'Callaghan, John - 1984  
O'Connell, Kevin - 2004-05-06-07  
O'Connell, Thomas - 1927  
Oatsvall, Scott - 1992  
Odiome, Dennis - 2002  
Ogas, David - 1966-67  
Ogas, Ray - 1968-69  
Ohlin, Jerry - 1956-57-58  
Ohnesorgen, George - 1973-74  
Olander, Byron - 1967-68-69  
Olison, Rance - 1973-74  
Oliver, Clarence - 1967-68  
Oliver, Larry - 1977-78  
O'Mara, Jack - 1932-33-34  
Onuoha, Dontrell - 2011-12-13-14  
Onyekwu, Chibu - 2017  
Orange, Rickey - 1976-77  
Ortega, Richard - 1951-52  
Ortiz, Robert - 2002-03-04-05  
Osborn, Nick - 2004-05-06-07  
Osborne, Andy - 1996-97  
Osgood, Kassim - 2002  
Oslin, Michael - 1967-68  
Otis, John - 1952  
Overbaugh, Jeff - 2012-13-14-15  
Overby, Ken - 1994-95  
Overton, Dayna - 1995  
Owens, Marv - 1970-71  
Owens, Keith - 1989

**P**  
Paopau, Junior - 1971  
Palmer, Garrett - 2004-05-06-07  
Palumbo, Paul - 1980  
Paredes, Andre - 1981-82-83  
Parchment, Dwayne - 2016  
Parker, Charles - 1958  
Parker, Larry - 2009-10-11  
Parker, Ricky - 1993-94-95-96  
Parker, Sherwood - 1941-42  
Parker, Thomas - 1945  
Parks, Lamont - 1987-88  
Parma, Leon - 1948-49-50  
Parrington, Trevor - 2004-05-06  
Parris, Henry - 1922  
Patterson, Zach - 1995  
Paul, Morey - 1987-88-89-90  
Pauu, Jack - 1970-71  
Pavelko, Galen - 1969-70  
Pavelko, Garret - 2000-01

# Letterwinners



EIGHT STRAIGHT BOWL GAME APPEARANCES ► 21 CONFERENCE CHAMPIONSHIPS

LETTERWINNERS ◀ HISTORY

Payne, Ceasar - 1969-70  
Pearson, Dennis - 1977  
Peck, George - 1941  
Penman, Lonnell - 2002-03  
Penny, Rashaad - 2014-15-16-17  
Pentoney, Lawrence - 1951-52  
Penrose, Craig - 1974-75  
Penuelas, Frank - 1936-37  
Penwarden, Roy - 1938  
Perez, Abelardo - 2010-11  
Perez, Jose - 2008-09-10  
Perkov, Kent - 1977-78  
Perry, Jason - 2001  
Perry, Larry - 1981  
Perry, Robert - 1923  
Perry, Robert - 1972  
Person, Jerry - 1979-80  
Peters, Alton - 1947-48  
Peterson, Dave - 1962-63-64  
Peterson, Elmer - 1932  
Peterson, Eric - 1994  
Peterson, Harold - 1950  
Peterson, Jim - 1972  
Peterson, Randy - 1987-88  
Peterson, Ray - 1992-93-94-95  
Peterson, Werner - 1927-28-29  
Petties, C. (Neal) - 1961-62-63  
Pettitt, Duane - 1983-86  
Phillips, Sergio - 2014-15-16  
Pierce, Sean - 1997-99-00  
Pieri, Damon - 1990-91-92  
Pierson, Gary - 1975  
Pierson, William - 1968-69  
Pieson, Curt - 1990-91  
Pifer, Del - 1968-69  
Pine, Thomas - 1950  
Pinkins, Braxton - 1955-56-57-58  
Pinkins, Eric - 2009, 11-12-13  
Pino, Chris - 2004-05  
Piper, Marvin - 1947  
Pittman, Wayne - 1991-92-93-94  
Pitts, Chester - 1999-00-01  
Pitts, Devin - 2003-04  
Pitts, Paul - 2015  
Platt, Brad - 1988  
Plum, Jim - 1983-84-85-86  
Poe, James - 1964  
Pohl, Julian - 1921-22  
Poluzzi, Louis - 1941-42  
Pompa, Michael - 1967-68  
Poole, Terry - 2013-14  
Pope, Ryan - 2016-17  
Pope, Sheldon - 1996-97-98-99  
Porter, Brandon - 2013-14  
Porter, Ramal - 2003-04-05-06  
Poumele, Faleselau - 2001-03-04-05  
Powers, Ellis - 1983-84-85  
Preciado, Marcus - 1990  
Prefontaine, Noel - 1995-96  
Preisler, Eddie - 1939-40  
Preston, Andrew - 2007-08-09-10  
Preston, Art - 1949-50-51  
Price, Chase - 2012-13-14-15  
Price, David - 1985  
Prim, Gary - 1973-74  
Printy, Ted - 1999  
Proctor, Thomas - 1961  
Prokop, Phillip - 1951-52-53  
Provensal, Chad - 1991-92  
Pruitt, Aaron - 1993  
Pulice, Frank - 1988  
Pumphrey, Donnel - 2013-14-15-16  
Purkins, John - 1949-50-51  
Pyles, James - 1955-56

## Q

Quigley, Bryce - 2010-11-12-13  
Quinlan, Volney - 1951  
Quinones, Erik - 2009

## R

Raaka, Bill - 1934-35  
Rachow, Judd - 1989-90-91  
Radley, Lucky - 2014  
Radovich, Nick - 1947  
Rager, Brandon - 2002-03  
Rahill, Kevin - 1986  
Ramage, Scott - 1981-82  
Ramos, Leo - 1981  
Rand, Jack - 1932-33-34  
Randall, Sakimo - 1999-00-01  
Rash, Dick - 1941  
Rasmussen, Jeffrey - 1969-70  
Ray, LaVance - 2002-03  
Raye, Jimmy - 1988-89-90  
Rayford, Bennie - 1976  
Rea, Donnie - 1969-70  
Reagan, Ralph - 1975-76  
Reed, Doug - 1981-82  
Reed, Michael - 1970-71  
Reed, Troy - 1986  
Reed-Martin, Kerry - 1985-86-87-88  
Reeder, Rick - 1980-81  
Reedy, Monty - 1974-75  
Reese, Dean - 1975  
Reisinger, Bob - 1985  
Reyes, Jesus - 1996-97-98  
Reynolds, R. (Tom) - 1969-70-71  
Ricardo, Benny - 1973-74  
Riccobono, Joe - 1947-48  
Rice, Owen - 1932-33-34  
Richards, John - 1946  
Richards, Todd - 1984-85  
Richardson, Darryl - 2016-17  
Richardson, Frank - 1954-55  
Richardson, Rickey - 1977-78  
Richet, Stuart - 1925  
Richey, Kevin - 1979-80-81-82  
Ricketts, Bob - 1941  
Ricketts, Kenneth (Ed) - 1950-51  
Ricks, Randy - 2015  
Ridge, Houston - 1965  
Rimbach, Bev - 1945  
Rinehart, Mike - 1983  
Ring, Dave - 1980-82  
Rische, Tom - 2010  
Ritter, Jared - 1999-00-01-02  
Rivera, Emilio - 2008-09, 11  
Robb, Jack - 1925-26-27  
Robb, Wesley - 1951-52-53  
Robbins, Al - 1942  
Robbins, Val - 1941-42, 46  
Roberts, Adam - 2011-12-13-14  
Roberts, Don - 1981-82  
Roberts, Evan - 1932  
Roberts, Mark - 1991-92-93  
Roberts, Patrick - 1960-61-62  
Robertson, Jon - 1969-70  
Robinson, Preston - 1951  
Robinson, Steve - 1994-95-97  
Robinson, Will - 2004-05-06-07  
Robles, Dylan - 2000-01  
Rochellin, Julian - 2015-16  
Rockold, Joe - 1960-61  
Rodahoffer, Chris - 1991-92-93  
Rodriguez, Paul - 2014  
Rodriguez, Albert - 1998  
Rodriguez, Andy - 1968-69-70  
Rodriguez, Armando - 1945  
Rodriguez, Paul - 2012  
Roe, Matt - 1993-94  
Roemer, Tyler - 2017  
Roeszler, Greg - 1977-78  
Rogers, Bob - 1947-48  
Romain, Pierre - 2012-13-14-15  
Romero, Gary - 1961-62  
Romig, Jim - 1956-57-58  
Rosales, Antonio - 2015-16-17  
Ross, Alden - 1922

Ross, Wayne - 1984-85-86-87  
Roth, Bill - 1925  
Rouser, Eric - 2005-06  
Rowe, Patrick - 1987-88-90-91  
Rowe, Ray - 1988-89-90-91  
Royal, Don - 1963-64-65  
Rudisill, Steve - 1991  
Ruffa, Ed - 1923-24-25-26  
Ruffin, Ezell - 2012-13-14  
Rulon, Tom - 1982-83  
Rumsey, Bill - 1928-29-30  
Runyon, Richard - 1954-55  
Russell, Bob - 1941  
Russell, Brian - 1998-99-00  
Russell, Marcus - 2011  
Russell, Shane - 2005  
Russell, Robert - 1952-53  
Russo, Sam - 1921-22, 24  
Rutley, Mark - 1982  
Ryan, Robbie - 2001-02-03  
Ryan, Robert - 1922  
Rymer, Steve - 1976  
Rzezniak, M.J. - 1996-97-98

## S

Sagapolutele, Pio - 1988-89-90  
Salaam, Ephraim - 1995-96-97  
Salcedo, Joe - 2015, 2017  
Salinger, Paul - 1962  
Sampson, Clinton - 1981-82  
Sampson, DeMarco - 2005, 08-09-10  
Sanchez, Jon - 2012-13-14  
Sandford, Nick - 2006-07-08-09  
Sandifer, Dominique - 2009-10, 12  
Sandin, Michael - 1960  
Sandoval, Armando - 1997  
Sandusky, George - 1975  
Sandusky, Jim - 1983  
Sang, Derek - 1989-90  
Sanger, Jerry - 1958-59  
Santifer, Derek - 1987  
Santorio, Seth - 2003  
Santos, Atonio - 1996-97  
Santos, Joe - 1988-89  
Santos, Todd - 1984-85-86-87  
Savage, Bob - 1978  
Savorn, Jason - 1990-91-93  
Sawaya, Al - 1956-58  
Saxon, Mike - 1982-83  
Schacklett, John - 1959-60  
Schaefer, Chris - 1978  
Schakel, Larry - 1966-67  
Schantz, Andrew - 2005-06  
Scheel, Lyman - 1921  
Scheid, Pat - 1971-72  
Schevings, Albert - 1923-24  
Schilens, Chaz - 2004-05-06-07  
Schimpf, Larry - 1956-57-58  
Schlick, Dave - 1987-88  
Schmautz, Raymond - 1964  
Schmidt, Mike - 2006-07-08  
Schmidt, Steve - 2005, 07  
Schmidt, Taylor - 2004-05  
Schmitt Tyler - 2004-05-06-07  
Schraeder, Vernon - 1931-32  
Schweitzer, Ed - 1971-73  
Scoggins, Craig - 1965-66  
Scott, Bill - 1982-83  
Scott, Darnay - 1991-92-93  
Scott, Mark - 1999  
Scroggins, Ed - 1971-73  
Scudday, Brian - 1978, 80-81  
Seabaugh, Todd - 1981-82  
Seau, Micah - 2013  
Sedberry, Stan - 2012-13  
See, Elmer - 1926  
Seiner, Bob - 1981-82  
Sefton, Walt - 1936-37  
Semenik, Alex - 1992-93  
Seminario, Joe - 1940-41-42

Sevier, Wayne - 1961-62  
Shank, Robert - 1957-58-59  
Shankle, Damian - 2009  
Shanks, Austin - 1983-84  
Shapiro, Zachary - 2008-09  
Sharp, Wintson - 1974  
Sharpe, Ricky - 1999-00-01-02  
Shaw, Buck - 1980, 82  
Shaw, Dennis - 1968-69  
Shaw, Justin - 2008  
Shaw, Mike - 1973  
Shea, Paul - 1928  
Shearer, Curtis - 1992-93-94  
Shellabarger, J. (Tom) - 1969-70  
Shepard, Morris - 1941-42, 46  
Sheriff, Lon - 1999-00-01-02  
Shields, Bryan - 2010  
Shields, D.J. - 2009-10-11-12  
Shoate, Jeff - 2001-02-03  
Sholten, Ray - 1965  
Shreve, James - 1931  
Shrewsbury, Marvin - 1945  
Shults, Robert - 1990-91  
Shumate, Colin - 2010  
Shy, Don - 1965-66  
Sibbert, James - 1960  
Siluano, Rene - 2010-11-12-13  
Silva, Alberto - 1957-58  
Silverthorn, Rick - 1978  
Simcox, John - 1946-47-48  
Simmons, Dick - 1947-48-49  
Simmons, Garric - 2000-01-02  
Simmons, Jim - 1949  
Simmons, Peter - 1949-50-51  
Simmons, Ryan - 2016  
Simmons, Roy (Mike) - 1947  
Simmons, Warren - 1961-62-63  
Simnjanovski, Brian - 1999-00-01-02  
Simpson, Hugh - 1954-55  
Simpson, Randy - 1965  
Sims, Chet - 1970  
Sims, Jim - 1938-39-40  
Sims, Mark - 1973-74  
Simunec, Steve - 1975  
Sinclair, Alan - 1977-78  
Sipe, Brian - 1969-70-71  
Siragusa, Nico - 2013-14-15-16  
Siraton, Moose - 1938  
Sisco, Justin - 1999-00  
Skaggs, Craig - 1985-86-87  
Skoog, Jack - 1987-88  
Slack, Ron - 1986-87-88-89  
Slater, Birt - 1949-50-51  
Slater, Pearce - 2014-15  
Slaughter, Webster - 1984-85  
Slavin, Ben - 1935-36  
Smerdon, William - 1952  
Smith, Aubrey - 2008  
Smith, Avey - 1951-52  
Smith, Charles - 1925-26-27, 29  
Smith, Ed - 1925  
Smith, Edward - 1957  
Smith, Frank - 1948  
Smith, Frank - 1942  
Smith, Gene - 1945  
Smith, George - 1960  
Smith, Jordan - 2012-13-14  
Smith, Kevin - 1986  
Smith, Malik - 2013-14-15-16  
Smith, Maxwell - 2015  
Smith, Mike - 1997  
Smith, Nick - 2006  
Smith, Phil - 1981-82  
Smith, Ron - 2016-17  
Smith, Ronnie - 1976-77  
Smith, Shawn - 1992-93  
Smith, Turaj - 1990-91-92-93  
Smith, Tairou - 1997-98-99  
Smith, Zach - 1992-93-94-95  
Smorin, Leonard - 1954-55

AZTEC FOOTBALL MEDIA GUIDE

# Letterwinners



EIGHT STRAIGHT BOWL GAME APPEARANCES ► 21 CONFERENCE CHAMPIONSHIPS

Smyth, Ed - 1935-36  
Sneed, Kevin - 1974  
Snyder, Ky - 1982  
Snyder, Waddell - 1951  
Sokoloski, Kelsey - 2007-08  
Solari, Mike - 1975-76  
Sommers, Bob - 1937  
Soto, Jonathan - 2005, 07-08-09  
Spears, Ron - 1979-80  
Speer, George - 1952  
Spek, Jeff - 1983  
Spencer, Neil - 2007, 10  
Spencer, Waika - 2006-07-08  
Spillane, Greg - 1996-97-98-99  
Spinello, Mike - 1988  
Spinks, Brian - 2006  
Spitler, Garold - 1941-42, 46  
Squires, John - 1922-23  
Stablein, Jerry - 1979, 81  
Staggs, Jeff - 1965-66  
Stahlfield, Edward - 1922, 24  
Stahovich, Brian - 2008-09-10-11  
Stahr, Dallas, Jr - 1969-70  
Stallings, Ramondo - 1990-91-92-93  
Stamps, Marcus - 2014-15  
Standridge, Leon - 1964-65  
Stapler, Steve - 1978-79  
Staples, Clark - 1954-55  
Stark, Victor - 1962-63  
Stauber, James - 1961-62-63  
Steen, Terrill - 1990-91-92-93  
Steigner, Martin - 1967-68  
Stein, Roger - 1935-36  
Stenson, David - 1961-62-63  
Stephenson, Eugene - 1923-24  
Stephenson, George - 1958  
Stevens, George - 1952  
Stevens, Khalid - 2010-11  
Stevens, Mike - 1982-83-84-85  
Steward, Eddie - 1970-71  
Steward, Ronald - 1953-54  
Stewart, Brad - 1974  
Stewart, Floyd - 1950-51  
Stewart, Justin - 2000  
Stewart, Michael - 2007  
Stinnet, Ken - 1970  
Stokes, Zac - 1990-91  
Storrs, Bruce - 1970-71  
Stricklin, Will - 2017  
Stuart, Samuel - 1960  
Stubbs, Jim - 1936  
Stubblefield, Ray - 1966  
Sturm, Brett - 2003-04-05-06  
Subis, Nick - 1987-88-89-90  
Sulick, Tim - 1996-97  
Sullivan, Brandon - 2007-08-09-10  
Sutton, Dennis - 1971-72  
Sutton, Eric - 1991-92-93-94  
Svitenko, Steve - 1984-85  
Sykes, Gerald - 2002-03  
Symington, James - 1958-59-60  
Swain, Brett - 2004-05-06-07  
Swaney, Jason - 1989-90

## T

Tai, Sam - 2016  
Tamasuui, Tal - 1984-85  
Tandberg, Nate - 1997-98-99-00  
Tarleton, Michael - 1957-58, 60  
Tarr, Alfred - 1921-22  
Tate, Will - 1990-91, 93  
Tauanuu, Jacob - 2009-10  
Taylor, Bill - 1978  
Taylor, Gary - 1989-90-91-92  
Taylor, Greg - 2001  
Taylor, Robert B. - 1978-79  
Taylor, Robert E. - 1979-80  
Taylor, Steve - 1964-65-66  
Tegio, Mark - 1985-86  
Tenhaeff, Nick - 2010-11-12-13

Tereschuk, Pete - 1975  
Tezino, Kyahva - 2016-17  
Thoemmes, Wade - 1986  
Thomas, Joe - 1978-79  
Thomas, Jordan - 2010-11-12-13  
Thomas, Ron - 1973  
Thomas, Zachary - 2017  
Thomerson, Jack - 1961  
Thompson, Alan - 1972-73-74  
Thompson, Alex - 2004-05  
Thompson, Craigus - 1993-94-95-96  
Thompson, Eric - 1989  
Thompson, Fred - 1952  
Thompson, Jesse - 1949-50-51  
Thompson, Norman - 1937-38-39  
Thompson, Tariq - 2017  
Thompson, Tracy - 1982-83-84-85  
Thompson, Trenton - 2016  
Thompson, Tyson - 2002  
Thorn, Tim - 1972-73-74  
Thorne, Matt - 1998  
Thornton, David - 1966-67  
Thraash, Ron - 1970-71  
Timmons, Bill - 1937-38-39  
Tocagino, Giovanni - 1998  
Toledo, Jon - 2006-07, 09  
Tolver, G. (J.R.) - 1999-00-01-02  
Tom, Doug - 1993-94-95  
Tomlinson, Robert - 1946-47-48-49  
Topp, Greg - 1985  
Tracy, Hal - 1939  
Trakas, Andy - 1989-90-91-92  
Tremblay, John - 1975  
Trevillion, Fred - 2014, 2017  
Trevis, Gilbert - 1976  
Trickey, Beau - 2000-01-02-03  
Triplett, Gary - 1986, 88  
Trott, Mike - 1971-72  
Trujillo, Frederick - 2010-11-12  
Truvillion, James - 1998-99-00, 02  
Truxton, Quest - 2016-17  
Tuiaana, Samida - 1987-88  
Tuipala, Joseph - 1995-96-97-98  
Turley, Kyle - 1994-95-96-97  
Turner, Dakota - 2014-15-16-17  
Turner, David - 1976-77  
Turpen, Joseph - 1967

## U

Uipi, Sikoti - 2000, 2002  
Ulibarri, Josh - 2008  
Umuolo, Alston - 2007-08-09, 11  
Underwood, Marviel - 2001-02-03-04  
Uttecht, Alvin - 1967

## V

Van, Jason - 2000-01-03  
Van Gorkum, Leon - 1969-70  
Van Leeuwen, Wm. - 1968-69  
Van Raaphorst, Bill - 1995-96  
Vance, Mike - 1980-81  
VanderSluis, Ron - 1976-77  
Vanoni, Al - 1936-37-38-39  
Varney, Joe - 1921  
Vasquez, Armando - 1965-66  
Vasquez, A. (AJ) - 1968-69  
Vaughn, Billy - 2014-15-16  
Vaughn, Robert - 1961-62  
Venuta, Vic - 1975  
Ventura, Manuel - 1957  
Vassey, Tom - 1977  
Victor, Brant - 1978  
Victoria, Adam - 1971, 72  
Vierra, John Jr - 1957  
Vincent, Mike - 1988  
Vincent, William - 1951-52  
Vizzi, Tim - 2012-13  
Voorhis, Walt - 1983-84  
Vradenburg, Todd - 1988

## W

Wade, Josh - 2009-10, 12  
Walcott, Kevin - 2015-16  
Walden, Delbert - 1945  
Walker, Al - 1953-54  
Walker, Earl - 1940  
Walker, Jake - 2004  
Walker, Johnny - 1988-89-90  
Walker, Noval - 1930-31-32  
Walker, Owen - 1939-40  
Walker, T.S. - 1936-37  
Wallace, Jack - 1934  
Wallace, Roberto - 2007-08-09  
Walton, Delbert - 1927-28  
Walton, Whip - 1974-75-76-77  
Ward, Bruce - 1970-71  
Ward, Herbert - 1936-37  
Ward, Terrell - 1977-78  
Wardell, Leroy - 1984-85  
Warren, Darryl - 1989  
Warren, Don - 1977-78  
Warren, Gilbert - 1961-62-63  
Warren, Glenn - 1930-31-32  
Warren, Vince - 1982-83-84-85  
Warring, Kahale - 2017  
Washington, H. (Ted) - 1966-67  
Washington, Juwan - 2016-17  
Washington, Mike - 1979  
Waters, Mike - 1983-84  
Watkins, Jermaine - 1998-99  
Watley, Ira - 1973-74  
Watson, Adam - 2003  
Watson, Jeff - 1979-80  
Watson, Jordan, 2015  
Watson, Justin - 1995-96-97  
Watters, Willie - 2009  
Weathers, Carl - 1968-69  
Webb, Bob - 1942  
Webb, Dick - 1937-38-39  
Webb, Jeff - 2001-03-04-05  
Weber, Richard - 1967-68  
Weems, Craig - 1993-94-95  
Weller, Wendell - 1949  
Wells, David - 2014-15-16-17  
Wells, Kevin - 1985-86-87-88  
Wells, Mike - 1982-83  
Wells, Remond - 1980  
Wenzel, Ralph - 1964-65  
Werley, Robert - 1945  
Wesber, Darius - 1998-99  
Wesley, Mekell - 2006-07-08-09  
Wesselman, John - 1987-88-89  
West, James - 1923-24  
West, Robert - 1970-71  
Westling, Drew - 2008  
Weymiller, Toby - 1989-90  
Whelan, James - 1954-55  
Whigham, Frank - 1941  
Whitaker, Frank - 1941  
White, Dana - 1974-75  
White, Howard - 1942  
White, James - 1970  
White, John - 1976  
White, Terry - 1974  
Whitefield, Hershell - 1965-66  
Whitfield, Barry - 1984  
Whitley, Wayne - 1957-58-59  
Whitman, Robert - 1995-96  
Whittaker, J.J. - 2013-14-15  
Whittington, David - 1959-60  
Wildner, Mike - 1983-84-85-86  
Wilks, Jim - 1980  
Williams, B.J. - 2007-08-09-10  
Williams, Brad - 1970-80-81  
Williams, Chris - 1998-99-00  
Williams, Derrick - 1988-89  
Williams, George - 1980-81  
Williams, Henry - 1977-78  
Williams, John - 1965-66

Williams, Jeryl - 1986-87  
Williams, Keith - 1990-91-92-93  
Williams, Mike - 1998-99  
Williams, Ray - 1975  
Williams, Ross - 2011  
Williams, Thomas - 1967-68  
Williams, Wesley - 2003-04  
Williamson, Greg - 1984-85-86  
Williford, Sam - 1991-92-93  
Willis, Don - 1973-74  
Wilson, Art - 1928-29  
Wilson, Charles - 1934  
Wilson, Gary - 1966-67  
Wilson, George - 1921-22  
Wilson, Harlan - 1927-28  
Wilson, Jack - 1929  
Wilson, Ted - 1932-33-34  
Wilson, Tim - 2017  
Wilson, Milt - 1986-87-88-89  
Wilson, Thomas - 1945, 48-49-50  
Windham, Daniel - 1995-96  
Wingo, Donnell - 1982  
Winkler, Richard - 1961  
Wittler, Jon - 1965-66  
Wolf, James - 1960  
Wollenhaupt, Dave - 1945  
Wood, Alonzo - 1955-56  
Wood, Ernest - 1967-68  
Woods, Kyree - 2016-17  
Woodard, Glen - 1952-53-54  
Woodard, Lon - 1968-69  
Woodruff, Pat - 1985  
Woolich, Ray - 1975  
Woolsey, Chad - 2017  
Worden, Stewart - 1942, 46-47  
Wortiska, Charlie - 1974-75  
Wright, Alva - 1971-72  
Wright, Brandon - 2012  
Wright, Clark - 1967-68  
Wright, Nate - 1967-68  
Wright, T.C. - 1990-91  
Wright, Tyron - 1994-95  
Wu, James - 1997-98  
Wulfemeyer, Tim - 1971-72  
Wulff, Lee - 1922-23  
Wurth, Tom - 1989  
Wyatt-Thayer, Austin - 2015-16

## Y

Yamamoto, John - 1928-29-30  
Yamamoto, Paul - 1931-32  
Yarberry, George - 1945  
Yarbrough, Darryl - 1978-79-80-81  
Yarbrough, Marcus - 2007-08-09-10  
Yates, Russell - 1930  
Yoshida, Lane - 2008-09  
Young, Antwone - 1997-98-99  
Young, Chad - 2010-11-12-13  
Young, David - 1955  
Young, Ralph - 1923-24  
Youngs, Tyrone - 1970-71  
Yount, Jack - 1935-36

## Z

Ziegler, Marc - 1991-92-93-94  
Zinser, Glenn - 1937-38  
Zumstein, Louie - 1991, 93-94

# All-Time Scores



EIGHT STRAIGHT BOWL GAME APPEARANCES ▶ 21 CONFERENCE CHAMPIONSHIPS

ALL-TIME SCORES < HISTORY

## 1921 4-6; 1-3 SCJCC (4TH)

Home: 4-3, Away: 0-3  
Head Coach: C.E. Peterson

10/1	Army-Nav. Academy J.C.	W	6-0
10/6	Reserve Destroyers	L	0-3
10/13	U.S.S. Birmingham	L	0-14
10/15	Naval Air	L	7-12
10/19	U.S.S. Birmingham	W	14-6
10/21	Army-Navy Academy	W	12-0
10/28	at Santa Ana J.C.*	L	0-26
11/4	at Fullerton J.C.*	L	0-20
11/21	Chaffey J.C.*	W	14-0
11/19	at Riverside J.C.*	L	7-19
Total Points			60-100

## 1922 6-4; 4-0 SCJCC (1ST)

Home: 3-4, Away: 3-0  
Head Coach: C.E. Peterson

9/19	San Diego Marines	W	18-0
9/22	Coronado H.S.	W	39-0
9/26	Fleet Air	L	6-7
9/30	Occidental College	L	7-33
10/7	UCLA	L	6-25
10/21	Whittier College	L	7-33
11/4	at Santa Ana J.C.*	W	50-0
11/10	at Fullerton J.C.*	W	31-0
11/24	Riverside J.C.*	W	20-6
11/30	at Chaffey J.C.*	W	6-0
Total			191-104

## 1923 8-2; 2-0 SCJCC (1ST)

Home: 7-1, Away: 1-1  
Head Coach: C.E. Peterson

9/29	U.S.S. Melville	W	10-3
10/6	Occidental	L	7-33
10/13	at UCLA	L	0-12
10/19	San Diego Marines	W	14-3
10/27	at Riverside J.C.*	W	39-3
11/3	Santa Barbara State	W	38-13
11/12	Santa Ana J.C.*	W	26-6
11/17	San Diego Marines	W	34-7
11/24	La Verne	W	27-0
11/29	Fresno State	W	12-2
Total			207-82

## 1924 7-1-2; 3-0 SCJCC (1ST)

Home: 5-0-1, Away: 2-1-1  
Head Coach: C.E. Peterson

10/4	San Diego Marines	W	30-0
10/11	California Christian	W	54-6
10/18	Redlands	W	13-0
10/25	at La Verne	T	7-7
11/1	Riverside J.C.*	W	6-0
11/5	at El Centro J.C.*	W	58-0
11/8	at Santa Barbara State	W	42-6
11/15	UCLA	T	13-13
11/22	Santa Ana J.C.*	W	26-14
11/27	at Fresno State	L	0-7
Total			249-53

## 1925 5-3-1; INDEPENDENT

Home: 3-2-1, Away: 2-1  
Head Coach: C.E. Peterson

9/26	at UCLA	L	0-7
10/3	at Redlands	W	10-0
10/25	Caltech	W	10-6
10/24	Whittier	W	24-0
10/31	Loyola	L	9-13
11/7	at Santa Barbara State	W	10-0
11/14	San Diego Marines	T	14-14

11/21	California Christian	W	14-6
11/26	La Verne	L	7-13
Total			108-59

## 1926 3-4-1; 1-3-1 SCIAC (7TH)

Home: 3-2-1, Away: 0-2  
Head Coach: C.E. Peterson

10/2	at Pomona*	L	6-20
10/9	at UCLA*	L	7-42
10/16	Redlands*	W	14-9
10/23	California Christian	W	21-16
10/30	Fresno State	L	7-28
11/6	Santa Barbara State	W	16-0
11/13	La Verne*	T	7-7
11/25	Whittier*	L	0-28
Total			78-150

## 1927 4-3; 2-3 SCIAC (T-5TH)

Home: 2-2, Away: 2-1  
Head Coach: C.E. Peterson

10/1	California Christian	W	71-0
10/8	at Redlands*	W	32-0
10/15	Caltech*	L	13-17
10/29	Pomona*	L	12-18
11/5	at Whittier*	L	7-25
11/12	at Santa Barbara State	W	16-13
11/24	La Verne*	W	39-6
Total			190-79

## 1928 3-3; 2-3 SCIAC (5TH)

Home: 2-2, Away: 1-1  
Head Coach: C.E. Peterson

10/13	Occidental*	L	7-20
10/27	Whittier*	W	34-12
11/3	at California Christian	W	18-13
11/10	La Verne*	W	40-0
11/17	at Pomona*	L	0-27
11/29	Caltech*	L	12-33
Total			111-105

## 1929 3-5; 1-5 SCIAC (6TH)

Home: 3-3, Away: 0-2  
Head Coach: C.E. Peterson

9/28	California Christian	W	26-18
10/5	at Whittier*	L	7-13
10/12	at Redlands*	L	0-7
10/19	Santa Barbara State	W	7-6
11/2	Occidental*	L	0-20
11/9	La Verne*	W	35-0
11/6	Pomona*	L	0-13
11/28	Caltech*	L	6-19
Total			81-96

## 1930 5-4; 3-3 SCIAC (3RD)

Home: 3-4, Away: 2-0  
Head Coach: W.B. Harreid

9/25	San Diego Marines JV	W	39-0
10/3	at Pomona*	W	6-0
10/11	California Christian	W	19-0
10/17	at Occidental*	W	14-7
10/25	La Verne*	W	14-6
11/1	Whittier*	L	13-19
11/8	Redlands*	L	0-6
11/15	Submarines Pacific	L	7-13
11/27	Caltech* (HC)	L	0-20
Total			112-71

## 1931 5-3-2; 2-2-1 SCIAC (T-4TH)

Home: 0-3-2, Away: 5-0  
Head Coach: W.B. Harreid

9/19	Alumni	T	0-0
9/25	at Arizona	W	8-0
10/2	at California Christian	W	27-0
10/9	Occidental*	L	2-13
10/16	Redlands*	T	6-6
10/23	at Whittier*	W	7-0
10/31	at Pomona*	W	6-0
11/11	San Diego Marines	L	0-13
11/26	Caltech* (HC)	L	0-13
12/5	at Fresno State	W	15-0
Total			71-45

## 1932 3-5-1; 2-4-1 SCIAC (5TH)

Home: 2-4-1, Away: 1-1  
Head Coach: W.B. Harreid

9/23	Santa Barbara State*	L	2-6
10/1	at Pomona*	W	13-0
10/8	La Verne*	L	12-15
10/22	Occidental*	T	0-0
10/28	at Redlands*	L	6-19
11/5	Whittier*	L	14-19
11/11	San Diego Marines	L	0-14
11/19	Arizona	W	13-0
11/26	Caltech* (HC)	W	20-0
Total			80-72

## 1933 4-4-1; 4-2-1 SCIAC (4TH)

Home: 2-2, Away: 2-2-1  
Head Coach: W.B. Harreid

9/23	at UCLA	L	0-13
9/30	San Diego Marines	L	0-34
10/6	at Whittier*	T	0-0
10/14	Pomona*	W	10-0
10/20	at La Verne*	W	6-0
10/27	Redlands*	L	0-13
11/10	at Santa Barbara State*	W	6-0
11/18	at Occidental*	L	0-12
11/25	Caltech* (HC)	W	37-0
Total			59-72

## 1934 3-5-1; 2-1-1 SCIAC (2ND)

Home: 2-3, Away: 1-2-1  
Head Coach: W.B. Harreid

9/22	at UCLA	L	0-20
9/28	at Arizona	L	0-7
10/6	Army-Nav. Academy J.C.	W	19-7
10/13	Occidental*	W	20-7
10/19	at La Verne*	T	0-0
11/3	Whittier*	L	6-26
11/10	Loyola	L	3-19
11/17	at Redlands*	W	7-6
11/29	Arizona State	L	6-14
Total			61-106

## 1935 3-4-1; 2-2-1 SCIAC (T-3RD)

Home: 3-2-1, Away: 0-2  
Head Coach: Leo Calland

10/5	Santa Barbara State*	T	7-7
10/12	Occidental*	L	0-7
10/19	La Verne*	W	14-6
10/25	at Whittier*	L	0-13
11/9	Loyola	W	6-0
11/16	Redlands*	W	13-7
11/28	at San José State	L	9-24
12/7	Pacific	L	6-19
Total			55-83

# All-Time Scores



EIGHT STRAIGHT BOWL GAME APPEARANCES ▶ 21 CONFERENCE CHAMPIONSHIPS

## 1936 6-1-1; 5-0 SCIAC (1ST)

Home: 4-1, Away: 2-0-1  
Head Coach: Leo Calland

10/3	Occidental*	W	7-0
10/10	La Verne*	W	35-6
10/17	at Redlands*	W	27-7
10/24	San José State	W	14-6
10/31	at New Mexico State	T	7-7
11/11	San Diego Marines	L	0-14
11/21	Santa Barbara State* (HC)	W	9-8
11/28	at Whittier*	W	19-14
Total			118-62

## 1937 7-1; 4-1 SCIAC (1ST)

Home: 5-1, Away: 2-0  
Head Coach: Leo Calland

10/2	Occidental*	W	3-0
10/9	Whittier*	W	6-0
10/16	La Verne*	W	26-0
10/23	New Mexico State	W	20-0
11/6	Redlands* (HC)	L	9-10
11/11	San Diego Marines	W	6-0
11/20	at Santa Barbara State*	W	13-0
11/25	at San José State	W	7-6
Total			90-16

## 1938 5-2-1; 3-2-1 SCIAC (3RD)

Home: 3-2, Away: 2-0-1  
Head Coach: Leo Calland

9/24	U.S.S. New Mexico	W	29-20
10/1	Occidental*	W	8-0
10/8	at Whittier*	T	6-6
10/15	Pomona* (HC)	L	0-9
10/22	at Redlands*	W	14-7
10/29	San José State*	L	0-14
11/11	San Diego Marines	W	9-0
11/19	at Santa Barbara State*	W	16-13
Total			82-69

## 1939 2-7; 0-2 CCAA (4TH)

Home: 2-6, Away: 0-1  
Head Coach: Leo Calland

9/21	Arizona State	L	0-20
9/29	Redlands	W	26-0
10/6	Occidental	W	10-6
10/13	at San José State*	L	0-42
10/28	Pomona (HC)	L	6-12
11/4	Whittier	L	12-23
11/11	San Diego Marines	L	6-13
11/15	Hawai'i	L	0-13
11/25	Santa Barbara State*	L	0-19
Total			60-148

## 1940 5-3-1; 1-1-1 CCAA (T-2ND)

Home: 3-1-1, Away: 2-2  
Head Coach: Leo Calland

9/27	Pomona	W	33-3
10/4	Occidental	W	20-0
10/11	at San José State*	L	0-10
10/19	Redlands (HC)	W	20-14
10/25	Fresno State*	T	0-0
11/8	San Diego Marines	L	6-20
11/16	at Whittier	W	33-6
11/23	at Santa Barbara State*	W	9-7
12/7	at Hawai'i	L	7-33
Total			128-87

## 1941 6-4; 0-3 CCAA (4TH)

Home: 5-4, Away: 1-0  
Head Coach: Leo Calland

9/26	Pomona	W	6-0
10/4	Occidental	W	7-6
10/10	San José State*	L	0-20
10/18	Redlands (HC)	W	12-3
10/25	Fresno State*	L	0-26
11/7	Camp Haan	L	0-6
11/14	Caltech	W	44-6
11/21	at Whittier	W	18-7
11/28	Santa Barbara State*	L	6-7
12/5	Pacific	W	12-6
Total			105-87

## 1942 0-6-1; 0-2 CCAA (UNAVAILABLE)

Home: 0-4-1, Away: 0-2  
Head Coach: John Eubank

10/3	Pomona	T	6-6
10/11	Fresno State*	L	0-66
10/17	Redlands	L	12-14
10/25	March Field Flyers	L	6-39
10/31	at Cal Poly SLO	L	13-32
11/8	at San José State*	L	0-26
11/14	Whittier (HC)	L	13-28
Total			50-211

## 1943-44

No team due to World War II  
Head Coach: John Eubank

## 1945 2-5; 1-1 CCAA (UNAVAILABLE)

Home: 1-1, Away: 1-4  
Head Coach: Bob Breitbart

9/29	at Redlands	L	6-7
10/6	Caltech*	L	20-32
10/20	at Arizona	L	0-46
10/27	at Fresno State	W	7-0
11/3	Pomona* (HC)	W	26-6
11/11	at Nevada	L	6-44
11/17	at Arizona	L	0-28
Total			65-163

## 1946 6-4; 2-3 CCAA (5TH)

Home: 3-3, Away: 3-1  
Head Coach: Bill Terry

9/28	Pomona	W	34-0
10/5	Cal Poly SLO*	L	13-21
10/12	at Whittier	W	35-7
10/19	Nevada	L	0-26
10/26	Fresno State*	W	7-0
11/2	Occidental (HC)	W	21-12
11/8	at Loyola	W	20-7
11/16	San José State*	L	0-6
11/23	at UC Santa Barbara*	W	9-7
11/30	at Pacific*	L	13-19
Total			152-105

## 1947 7-3-1; 2-2-1 CCAA (4TH)

Home: 6-1, Away: 1-1-1, Neutral: 0-1  
Head Coach: Bill Schutte

9/19	at Utah State	W	24-19
10/4	Cal Poly SLO*	W	56-13
10/11	at Pacific*	L	0-13
10/18	Occidental	W	14-0
10/25	San José State*	L	7-32
11/1	at Fresno State*	T	7-7
11/8	Loyola	W	13-12
11/15	Whittier (HC)	W	19-0
11/22	Brigham Young	W	32-7

11/29	UC Santa Barbara*	W	19-0
<b>1948 HARBOR BOWL (Balboa Stadium; San Diego, Calif.)</b>			
1/1	Hardin-Simmons	L	0-53
Total			191-156

## 1948 4-7; 1-4 CCAA (T-5TH)

Home: 3-3, Away: 1-4  
Head Coach: Bill Schutte

9/18	at Brigham Young	L	6-14
9/25	at Arizona	L	6-14
10/2	Redlands	W	38-7
10/9	Pacific*	L	14-41
10/16	Pepperdine	W	7-6
10/30	Loyola	L	6-20
11/6	Fresno State*	L	6-7
11/12	at San José State*	L	13-21
11/20	at Cal Poly SLO*	W	28-14
11/27	at UC Santa Barbara*	L	6-27
12/4	Utah State (HC)	W	28-19
Total			158-190

## 1949 6-3; 3-1 CCAA (2ND)

Home: 4-3, Away: 2-0  
Head Coach: Bill Schutte

10/1	at Pepperdine	W	9-7
10/8	Pomona	W	33-13
10/15	New Mexico State	W	39-18
10/22	Pacific	L	14-62
10/29	Loyola	L	20-34
11/5	at Fresno State*	W	18-7
11/12	San José State*	L	0-40
11/19	Cal Poly SLO**	W	40-19
11/24	Santa Barbara* (HC)	W	22-0
Total			195-200

## 1950 5-3-1; 3-0-1 CCAA (1ST)

Home: 2-1-1, Away: 3-2  
Head Coach: Bill Schutte

9/20	at Hawai'i	W	49-27
9/29	at San José State	L	0-26
10/7	San Diego Marines	L	14-28
10/14	Pepperdine*	W	28-14
10/21	Fresno State*	T	20-20
10/28	Pomona (HC)	W	49-20
11/4	at Arizona State	L	13-31
11/18	at Cal Poly*	W	12-8
11/25	at Santa Barbara*	W	28-12
Total			212-186

## 1951 10-0-1; 4-0 CCAA (1ST)

Home: 5-0-1, Away: 5-0  
Head Coach: Bill Schutte

9/21	at San Francisco State	W	32-14
9/29	Submarines Pacific	W	37-21
10/6	Cal Poly SLO*	W	32-13
10/13	San Diego Marines	W	34-18
10/20	Arizona State (HC)	T	27-27
10/27	Cal State L.A.*	W	64-0
11/3	at Fresno State	W	13-7
11/10	at Redlands	W	46-14
11/16	at Pepperdine*	W	27-6
11/22	UC Santa Barbara*	W	40-0

**1951 PINEAPPLE BOWL (Honolulu, Hawaii)**

1/1	at Hawai'i	W	34-13
Total			386-134

## 1952 4-5; 2-2 CCAA (3RD)

Home: 4-3, Away: 0-2  
Head Coach: Bill Schutte

9/27	San José State	L	6-47
------	----------------	---	------

# All-Time Scores



EIGHT STRAIGHT BOWL GAME APPEARANCES ▶ 21 CONFERENCE CHAMPIONSHIPS

ALL-TIME SCORES < HISTORY

10/4	at Cal Poly SLO*	L	18-20
10/11	Pepperdine*	W	33-13
10/18	Redlands	W	27-12
10/25	Cal State L.A.*	W	41-26
11/1	Fresno State	L	33-49
11/8	San Francisco State	W	39-28
11/17	San Diego Marines (HC)	L	21-51
11/21	at UC Santa Barbara*	L	20-21
Total			238-267

## 1953 5-3-1; 3-1-1 CCAA (2ND)

Home: 3-2, Away: 2-1-1  
Head Coach: Bill Schutte

9/26	Hawaii	W	40-7
10/3	Cal Poly SLO*	L	12-33
10/10	at Pepperdine*	W	6-0
10/17	at New Mexico	L	12-41
10/23	at Cal State L.A.*	W	40-13
10/31	at Fresno State*	T	27-27
11/7	Occidental (HC)	W	14-7
11/14	San Diego Marines	L	7-14
11/21	UC Santa Barbara*	W	72-0
Total			230-142

## 1954 5-4; 2-2 CCAA (2ND)

Home: 4-2, Away: 1-2  
Head Coach: Bill Schutte

9/25	New Mexico	L	7-28
10/2	at Cal Poly SLO*	L	14-26
10/8	at San Francisco State	L	10-12
10/16	San Diego Marines	W	14-0
10/23	Cal State L.A.* (HC)	W	38-0
10/30	Fresno State*	L	0-20
11/13	Pepperdine	W	20-12
11/20	at UC Santa Barbara*	W	33-14
11/27	Whittier	W	41-28
Total			177-140

## 1955 2-8; 1-1 CCAA (UNAVAILABLE)

Home: 2-3, Away: 0-5  
Head Coach: Bill Schutte

9/25	at Pepperdine	L	0-21
10/1	Cal Poly SLO*	L	6-12
10/8	at Pomona	L	20-28
10/15	Arizona State	L	0-46
10/22	San Diego NTC	W	14-12
10/29	San Francisco State (HC)	W	7-6
11/5	at Fresno State*	L	6-20
11/12	at New Mexico State	L	6-26
11/19	San Diego Marines	L	0-32
11/26	at Whittier	L	6-28
Total			65-231

## 1956 4-3-2; 2-1 CCAA (T-2ND)

Home: 1-1-2, Away: 3-2  
Head Coach: Paul Governali

9/29	Pepperdine	W	27-7
10/5	at San Francisco State	W	26-6
10/13	at Cal Poly SLO*	W	7-6
10/20	San José State	T	27-27
10/27	San Diego Marines	T	19-19
11/3	at Arizona State	L	0-61
11/10	at UC Santa Barbara*	W	30-7
11/17	Fresno State*	L	7-50
11/24	at New Mexico	L	6-34
Total			149-217

## 1957 2-7; 0-2 CCAA (5TH)

Home: 1-4, Away: 1-3  
Head Coach: Paul Governali

9/21	Pacific*	L	6-32
9/28	San Francisco State	W	14-13
10/5	at La Verne	W	38-0
10/12	San Diego Marines	L	7-20
10/19	at San José State	L	0-46
10/26	Arizona State	L	0-66
11/2	at Fresno State*	L	0-27
11/9	Hawaii Marines	L	0-25
11/15	at Pepperdine	L	12-14
Total			77-243

## 1958 3-5; 2-3 CCAA (4TH)

Home: 2-3, Away: 1-2  
Head Coach: Paul Governali

9/20	at UC Santa Barbara*	L	0-25
9/27	Pepperdine	W	6-0
10/3	at Long Beach State	W	20-12
10/18	Cal State L.A.*	W	7-0
11/1	Fresno State* (HC)	L	20-22
11/8	San Diego Marines	L	0-25
11/15	at Cal Poly SLO*	L	14-48
11/22	Pacific*	L	17-68
Total			84-200

## 1959 1-6-1; 0-5 CCAA (6TH)

Home: 0-4, Away: 1-2-1  
Head Coach: Paul Governali

9/26	Cal State L.A.*	L	3-21
10/3	Cal Poly SLO*	L	6-13
10/10	at Long Beach State*	L	6-14
10/17	at Redlands	W	19-15
10/31	at Fresno State*	L	13-38
11/7	UC Santa Barbara* (HC)	L	7-29
11/14	at Pepperdine	T	14-14
11/21	San Diego Marines	L	6-64
Total			74-108

## 1960 1-6-1; 0-5 CCAA (6TH)

Home: 1-3-1, Away: 0-3  
Head Coach: Paul Governali

9/24	Cal State L.A.*	L	14-24
10/1	at Cal Poly SLO*	L	6-34
10/8	at Long Beach State*	L	0-28
10/15	Redlands	T	0-0
10/22	at UC Santa Barbara*	L	6-8
10/29	Fresno State* (HC)	L	0-60
11/5	Pepperdine	W	27-20
11/12	San Diego Marines	L	0-33
Total			53-207

## 1961 7-2-1; 2-2-1 CCAA (4TH)

Home: 5-1, Away: 2-1-1  
Head Coach: Don Coryell

9/23	at Cal State L.A.*	T	13-13
9/30	Cal Poly SLO*	W	9-6
10/7	Long Beach State*	L	15-17
10/14	at Redlands	W	32-20
10/21	UC Santa Barbara* (HC)	W	21-6
10/28	at Fresno State*	L	6-27
11/4	at Pepperdine	W	21-6
11/11	Cal Western	W	54-34
11/18	Univ. of San Diego	W	42-12
11/27	San Diego Marines	W	18-13
Total			231-154

## 1962 8-2; 6-0 CCAA (1ST)

Home: 5-2, Away: 3-0  
Head Coach: Don Coryell

9/15	Cal Poly Pomona	L	6-13
9/22	Cal State L.A.*	W	26-14
9/29	at Cal Poly SLO*	W	35-14
10/6	at Long Beach State*	W	36-8
10/13	Redlands	W	39-0
10/19	at UC Santa Barbara*	W	46-8
10/27	Fresno State*	W	29-26
11/3	Cal State Northridge*	W	39-0
11/10	Pacific (HC)	W	32-18
11/17	San Diego Marines	L	6-34
Total			294-135

## 1963 7-2; 4-1 CCAA (1ST)

Home: 4-1, Away: 3-1  
Head Coach: Don Coryell

9/28	Cal Poly Pomona	W	42-7
10/5	Cal Poly SLO*	W	69-0
10/12	Long Beach State*	W	33-8
10/19	at Cal State L.A.*	L	30-43
10/26	UC Santa Barbara (HC)	W	42-14
11/2	at Fresno State*	W	34-6
11/9	at Pacific	W	34-18
11/16	at Cal State Northridge*	W	21-6
11/30	San Diego Marines	L	12-16
Total			317-118

## 1964 8-2; 4-1 CCAA (2ND)

Home: 4-1, Away: 4-1  
Head Coach: Don Coryell

9/19	at Cal Poly Pomona	W	53-8
9/26	San Francisco State	W	54-0
10/3	at Cal Poly SLO*	W	59-7
10/10	at Long Beach State*	W	45-8
10/17	Cal State L.A.*	L	0-7
10/24	at UC Santa Barbara	W	50-9
10/31	Fresno State*	W	44-6
11/14	Cal State Northridge* (HC)	W	53-0
11/21	Cal Western	W	50-6
11/28	at San José State	L	15-20
Total			423-71

## 1965 8-2; 3-2 CCAA (3RD)

Home: 5-1, Away: 3-1  
Head Coach: Don Coryell

9/18	Pacific	W	46-6
9/25	Akron	W	41-0
10/2	Cal Poly SLO*	W	41-0
10/9	Long Beach State*	L	32-35
10/16	at Cal State L.A.*	L	12-26
10/23	Cal Poly Pomona (HC)	W	41-13
10/30	at Fresno State*	W	26-7
11/13	at Cal State Northridge*	W	50-0
11/20	at Northern Arizona	W	20-0
11/27	Cal Western	W	44-0
Total			353-87

## 1966 11-0; 5-0 CCAA (1ST)

Home: 6-0, Away: 4-0, Neutral 1-0  
Head Coach: Don Coryell

9/17	Mexico Polytechnic	W	45-0
9/24	at Weber State	W	38-34
10/1	at Cal Poly SLO*	W	14-13
10/8	at Long Beach State*	W	21-18
10/19	at San José State	W	25-0
10/29	Fresno State*	W	34-13
11/5	North Dakota State	W	36-0
11/12	Cal State Northridge*	W	21-0

# All-Time Scores



EIGHT STRAIGHT BOWL GAME APPEARANCES ► 21 CONFERENCE CHAMPIONSHIPS

11/19	Northern Arizona (HC)	W	16-8
11/26	Cal State L.A.*	W	39-12
<b>1966 CAMELLIA BOWL (Hughes Stadium, Sacramento, Calif.)</b>			
12/10	vs. Montana State	W	28-7
Total			317-105

## 1967 10-1; 5-0 CCAA (1ST)

Home: 5-1, Away: 4-0, Neutral 1-0

Head Coach: Don Coryell

9/15	Tennessee State	W	16-8
9/23	Weber State	W	58-12
9/30	Cal Poly SLO*	W	26-20
10/7	Long Beach State*	W	20-7
10/14	at Cal State L.A.*	W	28-0
10/21	at Northern Illinois	W	47-6
10/28	at Fresno State*	W	28-21
11/11	at Cal State Northridge*	W	30-21
11/18	Montana State (HC)	W	14-3
11/25	Utah State	L	25-31

**1967 CAMELLIA BOWL (Hughes Stadium, Sacramento, Calif.)**

12/9	vs. San Francisco State	W	27-6
Total			319-135

## 1968 9-0-1; INDEPENDENT

Home: 8-0-1, Away: 1-0

Head Coach: Don Coryell

9/14	Texas-Arlington	W	23-18
9/20	Northern Illinois	W	40-21
9/28	at Montana State	W	34-22
10/12	Texas Southern	W	42-23
10/19	Cal State L.A.	W	37-14
10/26	San José State (HC)	W	48-6
11/2	Fresno State	W	42-12
11/9	Southern Mississippi	W	68-7
11/23	Tennessee State	T	13-13
11/30	Utah State	W	30-19
Total			377-155

## 1969 11-0; 6-0 PCAA (1ST)

Final National Ranking: 18 (UPI)

Home: 6-0, Away: 4-0, Neutral: 1-0

Head Coach: Don Coryell

9/27	Cal State L.A.*	W	49-0
10/4	at San José State*	W	55-21
10/11	at West Texas State	W	24-14
10/18	at Texas-Arlington	W	27-10
10/25	UC Santa Barbara*	W	55-13
11/1	at Fresno State*	W	48-20
11/8	Pacific*	W	58-32
11/15	New Mexico State	W	70-21
11/22	North Texas State (HC)	W	42-24
11/29	--/18 Long Beach State*	W	36-32

**1969 PASADENA BOWL (Rose Bowl, Pasadena, Calif.)**

12/6	--/19 vs. Boston U.	W	28-7
Total			492-194

## 1970 9-2; 5-1 PCAA (1ST)

Home: 6-2, Away: 3-0

Head Coach: Don Coryell

9/12	at Northern Illinois	W	35-3
9/19	at Northern Texas State	W	23-0
9/26	Cal State L.A.*	W	35-0
10/3	--/20 Brigham Young	W	31-11
10/10	--/20 Southern Mississippi	W	41-14
10/17	--/19 San José State*	W	32-6
10/31	14/14 Fresno State*	W	56-14
11/7	14/14 at Pacific*	W	14-13
11/14	14/17 UC Santa Barbara*	W	65-7
11/20	14/14 Long Beach State*	L	11-27
11/28	--/19 Iowa State	L	22-28
Total			364-123

## 1971 6-5; 2-3 PCAA (T-4TH)

Home: 5-2, Away: 1-3

Head Coach: Don Coryell

9/25	at Southern Mississippi	L	0-10
10/2	Northern Illinois	W	30-10
10/9	Pacific*	W	14-7
10/16	at UC Santa Barbara*	W	27-23
10/22	Utah State	W	36-20
10/30	at Fresno State*	L	10-17
11/6	at San José State*	L	7-45
11/13	Long Beach State* (HC)	L	7-12
11/20	Arizona	W	39-10
11/27	Iowa State	L	31-48
12/4	North Texas State	W	44-28
Total			245-230

## 1972 10-1; 4-0 PCAA (1ST)

Final National Ranking: 20 (UPI)

Home: 7-0, Away: 3-1

Head Coach: Don Coryell

9/8	Oregon State	W	17-8
9/23	at North Texas State	W	25-0
9/30	at Kent State	W	14-0
10/7	San José State*	W	23-12
10/14	at Houston	L	14-49
10/21	Bowling Green	W	35-19
10/28	Fresno State*	W	21-14
11/4	West Texas State	W	37-6
11/11	Pacific*	W	20-7
11/25	at Long Beach State*	W	33-14
12/2	Iowa State	W	27-14
Total			266-143

## 1973 9-1-1; 3-0-1 PCAA (1ST)

Final National Ranking: 19 (UPI)

Home: 6-1, Away: 3-0-1

Head Coach: Claude Gilbert

9/22	at Utah State	W	35-7
9/30	Kent State	W	17-9
10/6	(13) Houston	L	9-14
10/13	New Mexico State	W	27-0
10/20	at Pacific*	W	13-10
10/27	Florida State	W	38-17
11/3	at San José State*	T	27-27
11/10	Long Beach State*	W	17-2
11/17	at Fresno State*	W	41-6
11/24	North Texas State	W	56-9
12/1	Iowa State	W	41-28
Total			321-129

## 1974 8-2-1; 4-0 PCAA (1ST)

Final National Ranking: 19 (UPI)

Home: 6-0-1, Away: 2-2

Head Coach: Claude Gilbert

9/14	at Arizona	L	10-17
9/21	Tampa	W	28-25
9/28	at UTEP	W	26-12
10/12	at Fresno State*	W	24-21
10/19	San José State* (HC)	W	40-14
10/26	Long Beach State*	W	27-17
11/2	20/-- at North Texas State	L	9-14
11/9	Pacific*	W	37-9
11/16	New Mexico State	W	35-14
11/23	Bowling Green	T	21-21
11/30	Utah State	W	34-6
Total			291-170

## 1975 8-3; 3-2 PCAA (3RD)

Home: 4-2, Away: 4-1

Head Coach: Claude Gilbert

9/6	UTEP	W	31-10
9/13	at Oregon State	W	25-0
9/20	--/20 North Texas State	W	30-12
9/27	--/16 at Utah State	W	19-10
10/4	--/18 Cal State Fullerton*	W	59-14
10/11	--/19 at Fresno State*	W	29-0
10/18	--/18 New Mexico State	W	48-3
11/1	18/17 at Pacific*	W	31-13
11/8	13/12 Arizona	L	24-31
11/15	at San José State*	L	7-31
11/22	Long Beach State*	L	17-21
Total			320-145

## 1976 10-1; INDEPENDENT

Home: 7-1, Away: 3-0

Head Coach: Claude Gilbert

9/12	Arkansas State	W	24-14
9/18	Fresno State	W	7-3
9/25	at Bowling Green	W	27-15
10/2	Brigham Young	L	0-8
10/16	Pacific	W	21-15
10/23	Cal State Fullerton	W	27-14
10/30	at UTEP	W	27-16
11/6	San José State (HC)	W	30-17
11/13	Utah State	W	7-6
11/20	at Long Beach State	W	10-3
11/27	New Mexico	W	17-14
Total			197-125

## 1977 10-1; INDEPENDENT

Final National Ranking: 16 (AP), 19 (UPI)

Home: 7-0, Away: 3-1

Head Coach: Claude Gilbert

9/10	Cal State Fullerton	W	34-17
10/17	at Arizona	W	21-14
10/1	Utah State	W	19-0
10/8	at Fresno State	L	14-34
10/15	UTEP	W	49-7
10/22	UNLV	W	31-7
10/29	Tulsa (HC)	W	41-7
11/5	at Pacific	W	29-7
11/12	Long Beach State	W	33-22
11/19	(13) Florida State	W	41-16
11/26	16/-- at San José State	W	37-34
Total			349-165

## 1978 4-7; 2-4 WESTERN ATHLETIC (6TH)

Final National Ranking: 16 (AP)

Home: 4-1, Away: 0-6

Head Coach: Claude Gilbert

9/16	(19) at Iowa State	L	13-14
9/23	at UTEP*	L	24-31
10/7	Fresno State	W	31-14
10/14	at Wyoming*	L	22-31
10/21	Pacific	W	31-28
10/28	at Long Beach State	L	25-27
11/4	Colorado State (HC)*	W	34-31
11/11	at Brigham Young*	L	3-21
11/18	at Miami	L	14-16
11/25	New Mexico*	W	27-24
12/2	Utah*	L	18-20
Total			242-257

HISTORY ► ALL-TIME SCORES

AZTEC FOOTBALL MEDIA GUIDE

# All-Time Scores



EIGHT STRAIGHT BOWL GAME APPEARANCES ▶ 21 CONFERENCE CHAMPIONSHIPS

ALL-TIME SCORES < HISTORY  
AZTEC FOOTBALL MEDIA GUIDE

## 1979 8-3; 4-2 WESTERN ATHLETIC (T-2ND)

Home: 5-1, Away: 3-2  
Head Coach: Claude Gilbert

9/8	at Missouri	L	15-45
9/22	at Fresno State	W	32-23
9/29	Wisconsin	W	24-17
10/6	at New Mexico*	W	35-7
10/13	Miami	W	31-20
10/20	at Colorado State*	L	3-37
10/27	at Utah*	W	17-13
11/3	Wyoming (HC)*	W	31-21
11/10	Arizona	W	42-10
11/17	UTEP*	W	42-20
11/24	(10) Brigham Young*	L	14-63
Total			286-276

## 1980 4-8; 4-4 WESTERN ATHLETIC (4TH)

Home: 2-4, Away: 2-4  
Head Coach: Claude Gilbert

9/13	at Brigham Young*	L	11-35
9/20	at Air Force*	W	13-10
9/27	(12) Missouri	L	7-31
10/4	at Wisconsin	L	12-35
10/11	UNLV	L	17-28
10/18	Colorado State*	L	7-26
10/25	at Wyoming*	L	9-34
11/1	Oklahoma State (HC)	L	6-15
11/8	at Hawaii*	L	6-31
11/15	at UTEP*	W	28-7
11/22	New Mexico*	W	24-22
11/29	Utah*	W	21-20
Total			161-294

## 1981 6-5; 3-5 WESTERN ATHLETIC (6TH)

Home: 2-3, Away: 4-1, Neutral: 0-1  
Head Coach: Doug Scovill

9/12	at Colorado State*	W	30-14
9/26	at Oklahoma State	W	23-16
10/3	at New Mexico*	W	17-15
10/10	(12) Iowa State	W	52-31
10/17	Brigham Young*	L	7-27
10/24	Hawaii*	L	10-28
10/31	at Utah*	L	14-17
11/7	Wyoming* (HC)	L	13-24
11/14	at UNLV	W	38-20
11/21	UTEP*	W	59-14
<b>1981 MIRAGE BOWL (Japan, regular season game)</b>			
11/29	vs. Air Force*	L	16-21
Total			279-227

## 1982 7-5; 4-3 WESTERN ATHLETIC (T-3RD)

Home: 5-1, Away: 2-4  
Head Coach: Doug Scovill

9/11	at Air Force*	L	32-44
9/18	at California	L	0-28
9/25	UNLV	W	26-23
10/2	(1) at Washington	L	25-46
10/9	at Wyoming*	W	24-21
10/16	New Mexico*	L	17-22
10/23	Long Beach State (HC)	W	51-17
10/30	Utah*	W	21-17
11/6	at Hawaii*	W	31-28
11/13	at Brigham Young*	L	8-58
11/20	Colorado State*	W	38-10
11/27	Oklahoma State	W	35-6
Total			308-320

## 1983 2-9-1; 1-6-1 WESTERN ATHLETIC (8TH)

Home: 1-4, Away: 1-5-1  
Head Coach: Doug Scovill

9/3	at Tulsa	L	9-34
9/10	California	W	28-14
9/17	at Utah*	L	24-27
9/24	at UTEP*	W	21-33
10/1	at Hawaii*	T	27-27
10/8	Long Beach State	L	13-20
10/15	at Colorado State*	L	15-17
10/22	Brigham Young*	L	12-47
10/27	at UNLV	L	10-28
11/12	Wyoming* (HC)	L	21-33
11/19	at New Mexico*	L	14-34
12/3	(18) Air Force*	L	7-38
Total			221-352

## 1984 4-7-1; 4-3-1 WESTERN ATHLETIC (T-4TH)

Home: 3-3-1, Away: 1-4  
Head Coach: Doug Scovill

9/1	at Air Force*	L	16-34
9/9	(4) UCLA	L	15-18
9/15	UTEP*	W	51-2
9/24	at (12) Oklahoma State	L	16-19
10/6	at Wyoming*	W	21-0
10/13	Utah*	T	24-24
10/20	Colorado State* (HC)	W	41-24
10/27	at Hawaii*	L	10-16
11/3	UNLV	L	14-30
11/10	at (4) Brigham Young*	L	3-34
11/17	New Mexico*	W	37-31
11/24	Long Beach State	L	17-18
Total			265-250

## 1985 5-6-1; 3-4-1 WESTERN ATHLETIC (6TH)

Home: 5-2, Away: 0-4-1  
Head Coach: Doug Scovill

9/14	Long Beach State	W	34-14
9/21	at (12) UCLA	L	16-34
9/28	Colorado State*	W	48-23
10/5	Stanford	W	41-22
10/12	at (11) Brigham Young*	L	0-28
10/19	Utah* (HC)	L	37-39
10/26	Oregon	L	37-49
11/2	at (7) Air Force*	L	10-31
11/9	at Wyoming*	L	20-41
11/16	UTEP*	W	34-6
11/23	New Mexico*	W	55-20
11/30	at Hawaii*	T	10-10
Total			342-317

## 1986 8-4; 7-1 WESTERN ATHLETIC (1ST)

Final National Ranking: 25 (CNN/USA Today)  
Home: 4-3, Away: 4-1  
Head Coach: Denny Stolz

9/6	Long Beach State	W	27-24
9/13	at Utah*	W	37-30
9/20	(19) UCLA	L	14-45
9/27	at New Mexico*	W	38-34
10/4	at (20) Stanford	L	10-17
10/18	at UTEP*	W	15-10
10/25	Air Force* (HC)	L	10-22
11/1	at Colorado State*	W	27-26
11/15	Wyoming*	W	31-24
11/22	Hawaii*	W	35-5
11/29	Brigham Young*	W	10-3
<b>1986 HOLIDAY BOWL (Jack Murphy Stadium; San Diego, Calif.)</b>			
12/30	(16) Iowa	L	38-39
Total			292-279

The Holiday Bowl is considered a home game for SDSU per the NCAA.

## 1987 5-7; 4-4 WESTERN ATHLETIC (5TH)

Home: 4-2, Away: 1-5  
Head Coach: Denny Stolz

9/5	at (3) UCLA	L	14-47
9/12	Utah*	W	52-34
9/19	at Air Force*	L	7-49
9/26	at Oregon	L	20-25
10/3	at Wyoming*	L	10-52
10/10	UTEP*	L	33-34
10/17	Stanford	L	40-44
10/24	Long Beach State (HC)	W	52-42
10/31	at Hawaii*	W	29-21
11/7	at Brigham Young*	L	21-38
11/14	Colorado State*	W	26-12
11/21	New Mexico*	W	53-30
Total			357-428

## 1988 3-8; 3-5 WESTERN ATHLETIC (T-6TH)

Home: 2-3, Away: 1-5  
Head Coach: Denny Stolz

9/3	at (5) UCLA	L	6-59
9/11	Air Force*	W	39-36
9/17	at Stanford	L	10-31
10/1	(20) Oregon	L	13-34
10/8	Wyoming*	L	27-55
10/15	Hawaii* (HC)	L	30-32
10/22	at Colorado State*	L	7-13
10/29	at Utah*	L	20-41
11/5	(20) Brigham Young*	W	27-15
11/12	at UTEP*	L	7-58
11/19	at New Mexico*	W	18-10
Total			204-384

## 1989 6-5-1; 4-3 WESTERN ATHLETIC (T-5TH)

Home: 4-2-1, Away: 2-3  
Head Coach: Al Luginbill

9/2	at Air Force*	L	36-52
9/16	(20) UCLA	L	25-28
9/23	Cal State Fullerton	T	41-41
9/30	at Utah*	W	38-27
10/7	at (20) Hawaii*	L	24-31
10/14	Long Beach State	W	30-26
10/21	Pacific (HC)	W	35-7
10/28	at UTEP*	W	34-31
11/4	New Mexico*	W	45-28
11/11	Wyoming*	W	27-17
11/18	at (7) Miami	L	6-42
11/25	(21) Brigham Young*	L	27-48
Total			368-372

## 1990 6-5; 5-2 WESTERN ATHLETIC (3RD)

Home: 5-1, Away: 1-4  
Head Coach: Al Luginbill

9/8	at Oregon	L	21-42
9/15	Long Beach State	W	38-20
9/22	at (4) Brigham Young*	L	34-62
9/29	Air Force*	W	48-18
10/6	at Wyoming*	L	51-52
10/13	at UCLA	L	31-45
11/3	Utah* (HC)	W	66-14
11/10	Hawaii*	W	44-38
11/17	at New Mexico*	W	40-34
11/24	UTEP*	W	53-31
12/1	(2) Miami	L	28-30
Total			459-386

(##) following date is SDSU's national rank (AP/Coaches) at game time.  
(#) in front of opponent is opponent's national rank (AP).



# All-Time Scores



EIGHT STRAIGHT BOWL GAME APPEARANCES ► 21 CONFERENCE CHAMPIONSHIPS

## 1991 ► 8-4-1 OVERALL ► 6-1-1 WESTERN ATHLETIC (2ND) ► HOME: 5-1-1; AWAY: 3-2; NEUTRAL: 0-1

COACH: AL LUGINBILL

Date	Opponent	Result	Score	AP Coach		FD - FD	Total			Passing			Rushing			Temp	Att.	Misc	Television			
				Rk	Rk		Yds	- Yds	TOs	- TOs	Yds	- Yds	TDs	- TDs	Yds					- Yds	TDs	- TDs
S.8	LONG BEACH STATE	W	49 - 13			24 - 16	518	- 223	4	- 3	335	- 186	1	- 2	183	- 37	4	- 0	68	26,749	N	Prime Ticket
S.14	PACIFIC	W	55 - 34			34 - 31	699	- 155	3	- 2	269	- 399	2	- 0	430	- 155	7	- 3	65	24,408	N	Prime Ticket
S.21	at Air Force*	L	20 - 21			16 - 17	218	- 321	1	- 2	94	- 93	1	- 0	124	- 228	2	- 3	72	43,011	D	Prime Ticket
S.26	UCLA	L	12 - 37			19 - 34	322	- 644	4	- 2	182	- 382	1	- 3	140	- 262	1	- 2	78	37,333	D	ESPN
O.5	at Hawai'i*	W	47 - 21			24 - 15	578	- 233	1	- 1	273	- 76	0	- 0	305	- 157	6	- 3	81	38,259	N	Prime Ticket
O.12	NEW MEXICO*	W	38 - 24			20 - 24	459	- 404	7	- 4	205	- 342	1	- 2	254	- 62	4	- 0	72	21,338	N	Prime Ticket
O.19	at UTEP*	W	28 - 21			26 - 15	469	- 383	1	- 0	296	- 173	2	- 2	173	- 210	2	- 1	76	25,342	N	Prime Ticket
O.26	at Utah*	W	24 - 21			29 - 17	471	- 381	1	- 0	308	- 316	3	- 2	163	- 65	0	- 1	58	25,657	D	ABC (r)
N.2	WYOMING*	W	24 - 22			17 - 19	415	- 514	1	- 2	241	- 403	2	- 1	174	- 111	0	- 2	65	35,961	N, HC	Prime Ticket
N.9	COLORADO STATE*	W	42 - 32			24 - 22	468	- 430	0	- 2	279	- 189	4	- 1	189	- 241	2	- 3	62	30,163	N	Prime Ticket
N.16	BRIGHAM YOUNG*	T	52 - 52			30 - 37	695	- 767	2	- 3	568	- 599	5	- 6	127	- 168	2	- 1	57	56,737	N	ESPN
N.30	at (1/1) Miami	L	12 - 39			28 - 19	427	- 579	4	- 2	213	- 485	1	- 4	214	- 94	0	- 0	78	56,721	N	ESPN
1991 FREEDOM BOWL (Anaheim Stadium; Anaheim, Calif.)																						
D.30	vs. Tulsa	L	17 - 28	23	-	21 - 23	353	- 378	2	- 1	164	- 122	0	- 0	189	- 256	2	- 4	58	34,217	N	Raycom

## 1992 ► 5-5-1 OVERALL ► 5-3 WESTERN ATHLETIC (4TH) ► HOME: 2-3-1; AWAY: 3-2

COACH: AL LUGINBILL

Date	Opponent	Result	Score	AP Coach		FD - FD	Total			Passing			Rushing			Temp	Att.	Misc	Television		
				Rk	Rk		Yds	- Yds	TOs	- TOs	Yds	- Yds	TDs	- TDs	Yds					- Yds	TDs
RALPHS HOLIDAY CLASSIC (Jack Murphy Stadium; San Diego, Calif.)																					
S.5	USC	T	31 - 31			20 - 20	391	- 443	1	- 2	162	- 278	1	- 4	229	- 165	3	- 0	52,168	D	ABC (r)
S.10	at Brigham Young*	W	45 - 38			17 - 27	446	- 561	1	- 2	136	- 380	2	- 5	310	- 181	3	- 0	65,261	N	ESPN
S.26	at (11) UCLA	L	7 - 35	21		11 - 28	264	- 471	3	- 4	142	- 141	0	- 2	141	- 346	1	- 3	51,101	D	ABC (r)
O.3	at New Mexico*	W	49 - 21			32 - 10	597	- 259	2	- 2	317	- 155	3	- 2	280	- 104	4	- 1	23,186	N	
O.17	UTEP*	W	49 - 27			23 - 24	594	- 394	0	- 2	372	- 244	4	- 2	222	- 150	2	- 1	49,446	N, HC	
O.24	AIR FORCE*	L	17 - 20			19 - 13	327	- 294	1	- 3	189	- 70	2	- 0	167	- 247	0	- 2	36,892	N	ESPN
O.31	at Colorado State*	W	20 - 13			21 - 24	391	- 387	0	- 1	299	- 107	2	- 0	92	- 280	0	- 2	16,310	D	Prime Ticket
N.7	at Wyoming*	L	6 - 17			20 - 19	336	- 405	3	- 5	197	- 266	0	- 1	139	- 139	0	- 1	19,140	D	ABC (r)
N.14	(23) HAWAII*	W	52 - 28			30 - 13	675	- 317	2	- 0	354	- 127	3	- 0	330	- 190	4	- 3	50,021	N	Prime Ticket
N.21	FRESNO STATE*	L	41 - 45			22 - 24	530	- 520	2	- 1	387	- 268	3	- 2	143	- 252	1	- 3	41,523	D	ABC (r)
N.28	(1) MIAMI	L	17 - 63			15 - 27	225	- 581	3	- 0	218	- 518	2	- 2	7	- 174	3	- 0	52,108	D	ESPN

The Ralphs Holiday Classic is considered a home game for San Diego State per the NCAA.

## 1993 ► 6-6 OVERALL ► 4-4 WESTERN ATHLETIC (T-6TH) ► HOME: 4-3; AWAY: 2-3

COACH: AL LUGINBILL

Date	Opponent	Result	Score	AP Coach		FD - FD	Total			Passing			Rushing			Temp	Att.	Misc	Television			
				Rk	Rk		Yds	- Yds	TOs	- TOs	Yds	- Yds	TDs	- TDs	Yds					- Yds	TDs	- TDs
S.4	CAL ST. NORTHRIDGE	W	34 - 17			29 - 9	413	- 285	3	- 1	174	- 205	0	- 1	239	- 80	4	- 1	72	40,872	N	
S.11	at (21) California	L	25 - 45			18 - 19	364	- 519	3	- 3	323	- 335	3	- 4	41	- 184	1	- 2	71	42,000	D	Prime Ticket
S.18	at Air Force*	W	38 - 31			31 - 22	537	- 395	2	- 2	423	- 46	2	- 0	114	- 349	3	- 3	54	40,086	D	ABC (r)
S.25	MINNESOTA	W	48 - 17			28 - 17	457	- 305	2	- 3	375	- 205	4	- 2	82	- 100	1	- 0	70	41,487	N	Prime Ticket
S.30	UCLA	L	13 - 52			23 - 22	380	- 521	3	- 1	350	- 252	1	- 4	30	- 269	1	- 3	80	44,669	D	ESPN
O.9	at Hawai'i*	W	45 - 14			24 - 15	493	- 281	1	- 4	259	- 123	1	- 0	234	- 158	4	- 2	81	45,641	N	Prime Ticket
O.16	COLORADO STATE*	W	30 - 3			27 - 11	471	- 168	2	- 1	334	- 99	3	- 0	137	- 69	0	- 0	62	32,335	N	
O.23	NEW MEXICO*	W	20 - 17			24 - 15	417	- 314	1	- 1	251	- 231	1	- 1	166	- 83	1	- 1	68	39,260	N, HC	
O.30	at Utah*	L	41 - 45			31 - 25	621	- 592	2	- 0	419	- 389	4	- 3	202	- 203	2	- 3	45	23,025	D	Prime Ticket
N.11	BRIGHAM YOUNG*	L	44 - 45			21 - 20	495	- 543	3	- 1	265	- 417	4	- 5	230	- 126	2	- 1	57	40,137	D	ESPN
N.20	at Fresno State*	L	37 - 63			22 - 34	487	- 696	2	- 1	449	- 272	4	- 3	38	- 424	1	- 6	56	41,031	D	
N.27	WYOMING*	L	38 - 43			27 - 27	451	- 518	1	- 2	214	- 341	1	- 3	237	- 177	3	- 1	58	30,579		

## 1994 ► 4-7 OVERALL ► 2-6 WESTERN ATHLETIC (8TH) ► HOME: 3-3; AWAY: 1-4

COACH: TED TOLLNER

Date	Opponent	Result	Score	AP Coach		FD - FD	Total			Passing			Rushing			Temp	Att.	Misc	Television			
				Rk	Rk		Yds	- Yds	TOs	- TOs	Yds	- Yds	TDs	- TDs	Yds					- Yds	TDs	- TDs
S.3	NAVY	W	56 - 14			26 - 11	503	- 232	0	- 4	317	- 212	5	- 2	186	- 20	2	- 0	25,248	D		
S.10	CALIFORNIA	W	22 - 20			21 - 20	363	- 368	1	- 2	314	- 242	2	- 2	49	- 126	0	- 0	73	40,922	N	
S.17	at Minnesota	L	17 - 40			17 - 24	309	- 420	2	- 2	236	- 213	1	- 0	73	- 207	1	- 2	Dome	32,212	N	
S.24	at Colorado State*	L	17 - 19			22 - 12	339	- 311	1	- 1	236	- 185	0	- 1	103	- 126	1	- 1	80	32,618	D	Prime Ticket
O.1	AIR FORCE*	L	35 - 36			29 - 19	527	- 416	8	- 3	421	- 111	3	- 1	88	- 305	2	- 2	70	33,268	N	
O.8	UTAH*	L	22 - 38			21 - 28	340	- 549	4	- 2	253	- 354	1	- 3	87	- 195	1	- 2	75	34,393	N, HC	
O.15	at New Mexico*	W	20 - 13			23 - 29	396	- 504	2	- 3	193	- 175	1	- 0	203	- 329	1	- 1	56	26,831	N	
O.22	at Wyoming*	L	35 - 52			17 - 35	399	- 648	2	- 2	298	- 401	4	- 5	101	- 247	1	- 1	57	21,132	D	Prime Ticket
O.29	HAWAII*	W	38 - 23			22 - 20	421	- 400	5	- 6	236	- 213	2	- 2	185	- 187	3	- 1	69	34,096	N	
N.10	at (23) Brigham Young*	L	28 - 35			16 - 28	312	- 505	1	- 3	293	- 392	4	- 2	19	- 113	0	- 3	60	58,576	N	ESPN
N.26	FRESNO STATE*	L	42 - 49			29 - 27	589	- 519	3	- 0	447	- 338	4	- 1	142	- 181	2	- 5	59	23,344	D	



# All-Time Scores



EIGHT STRAIGHT BOWL GAME APPEARANCES ► 21 CONFERENCE CHAMPIONSHIPS

## 1999 ► 5-6 OVERALL ► 3-4 MOUNTAIN WEST (T-5TH) ► HOME: 2-3; AWAY: 3-3

COACH: TED TOLLNER

Date	Opponent	Result	Score	AP Coach		FD - FD	Total			Passing			Rushing			Temp	Att.	Misc	Television
				Rk	Rk		Yds - Yds	TOs - TOs	Yds - Yds	TDs - TDs	Yds - Yds	TDs - TDs	Yds - Yds	TDs - TDs					
S.4	SOUTH FLORIDA	W	41 - 12			20 - 14	414 - 219	0 - 1	185 - 183	2 - 1	229 - 36	3 - 0	73	25,766	N	ESPN+Plus			
S.11	at Illinois	L	10 - 38			15 - 19	259 - 373	0 - 2	179 - 230	0 - 3	80 - 143	1 - 2	87	35,798	D				
S.18	at (17/17) USC	L	21 - 24			16 - 15	248 - 284	6 - 2	174 - 188	1 - 2	74 - 96	1 - 0	68	53,966	D	ABC (r)			
S.25	at Kansas	W	41 - 13			28 - 12	572 - 181	1 - 1	343 - 181	3 - 1	229 - 0	2 - 1	79	34,500	N				
O.2	AIR FORCE*	L	22 - 23			17 - 24	351 - 403	2 - 0	202 - 94	2 - 0	149 - 309	0 - 3	78	31,856	N	ESPN2			
O.9	NEW MEXICO*	L	21 - 24			23 - 12	443 - 241	5 - 3	275 - 157	2 - 2	168 - 84	1 - 0	88	30,508	N, HC	UNM TV			
O.16	at Colorado State*	W	17 - 10			13 - 17	202 - 275	0 - 3	67 - 173	1 - 0	135 - 102	1 - 1	33	26,774	D	ESPN+Plus			
O.23	at Utah*	L	16 - 38			21 - 18	497 - 440	4 - 0	194 - 288	1 - 1	303 - 152	0 - 2	61	38,561	D	ESPN+Plus			
N.6	(15/13) BRIGHAM YOUNG* L	7 - 30			18 - 16	241 - 295	5 - 2	192 - 262	0 - 2	49 - 33	0 - 0	68	40,836	N	ESPN+Plus				
N.18	at UNLV*	W	37 - 7			25 - 10	501 - 215	0 - 1	227 - 138	2 - 1	280 - 107	3 - 0	66	18,165	D				
N.27	WYOMING*	W	39 - 7			21 - 21	478 - 423	1 - 4	232 - 267	3 - 1	246 - 156	1 - 0	59	20,622	D	ESPN			

## 2000 ► 3-8 OVERALL ► 3-4 MOUNTAIN WEST (T-5TH) ► HOME: 0-5; AWAY: 3-3

COACH: TED TOLLNER

Date	Opponent	Result	Score	AP Coach		FD - FD	Total			Passing			Rushing			Temp	Att.	Misc	Television
				Rk	Rk		Yds - Yds	TOs - TOs	Yds - Yds	TDs - TDs	Yds - Yds	TDs - TDs	Yds - Yds	TDs - TDs					
A.31	ARIZONA STATE	L	7 - 10			21 - 16	319 - 270	1 - 1	219 - 160	1 - 1	100 - 110	0 - 0	78	30,931	N	ESPN2			
S.9	ILLINOIS	L	13 - 49			17 - 24	250 - 417	2 - 2	151 - 158	0 - 3	99 - 259	1 - 4	70	26,779	N	ESPN2			
S.16	at Arizona	L	3 - 17			14 - 19	196 - 385	1 - 4	124 - 200	0 - 1	72 - 185	0 - 0	99	44,973	N	Fox-Ariz			
S.23	at Oregon State	L	3 - 35			16 - 19	227 - 336	7 - 0	156 - 183	0 - 1	71 - 153	0 - 3	71	32,027	D	Fox-NW			
O.7	at Wyoming*	W	34 - 0			21 - 10	434 - 184	2 - 3	317 - 158	2 - 0	117 - 26	2 - 0	na	15,661	D	ABC (r)			
O.14	UTAH*	L	7 - 21			15 - 11	250 - 329	0 - 3	157 - 230	0 - 3	93 - 99	1 - 0	69	17,498	D	ESPN+Plus			
O.21	at Brigham Young*	W	16 - 15			16 - 27	309 - 439	2 - 1	239 - 376	0 - 1	70 - 63	2 - 0	48	61,194	D	ESPN+Plus			
O.28	(24/-) COLORADO STATE* L	22 - 34			17 - 17	419 - 316	3 - 2	393 - 232	1 - 2	26 - 84	0 - 1	62	24,852	N, HC					
N.4	at New Mexico*	W	17 - 16			15 - 16	183 - 268	2 - 2	148 - 154	0 - 0	25 - 114	1 - 1	49	21,007	D	SportsWest			
N.18	at Air Force*	L	24 - 45			15 - 31	350 - 540	3 - 1	269 - 122	2 - 1	81 - 418	1 - 5	33	33,975	D	ESPN+Plus			
N.25	UNLV*	L	24 - 31			20 - 19	418 - 368	1 - 0	328 - 277	1 - 2	90 - 91	2 - 1	73	17,184	N	SportsWest---			

## 2001 ► 3-8 OVERALL ► 2-5 MOUNTAIN WEST (7TH) ► HOME: 2-4; AWAY: 1-4

COACH: TED TOLLNER

Date	Opponent	Result	Score	AP Coach		FD - FD	Total			Passing			Rushing			Temp	Att.	Misc	Television
				Rk	Rk		Yds - Yds	TOs - TOs	Yds - Yds	TDs - TDs	Yds - Yds	TDs - TDs	Yds - Yds	TDs - TDs					
A.30	ARIZONA	L	10 - 23			14 - 17	201 - 231	3 - 1	160 - 176	0 - 1	41 - 55	1 - 1	67	29,386	N	ESPN2			
S.8	at Arizona State.	L	7 - 38			11 - 24	190 - 425	2 - 1	102 - 271	0 - 4	88 - 154	1 - 0	97	54,071	N				
S.22	at Colorado State*	W	14 - 7			19 - 9	370 - 212	1 - 1	200 - 119	0 - 1	170 - 93	2 - 0	78	29,110	D	ABC (r)			
S.29	AIR FORCE*	L	21 - 45			21 - 25	403 - 427	4 - 0	199 - 120	0 - 0	204 - 319	3 - 5	68	22,193	N	ESPN2			
O.6	EASTERN ILLINOIS	W	40 - 7			30 - 9	629 - 226	4 - 2	273 - 199	2 - 1	356 - 27	3 - 0	63	20,064	N, HC				
O.13	at UNLV*	L	3 - 31			12 - 23	160 - 427	0 - 1	121 - 153	0 - 2	39 - 274	0 - 1	83	22,100	D	ABC (r)			
O.20	at Ohio State	L	12 - 27			15 - 19	319 - 334	5 - 1	202 - 198	0 - 0	117 - 136	1 - 4	57	102,432	D	ESPN+Plus			
O.25	(16/10) BRIGHAM YOUNG* L	21 - 59			19 - 20	415 - 450	5 - 2	130 - 266	1 - 3	130 - 266	2 - 3	67	30,064	N	SportsWest				
N.3	NEW MEXICO*	L	15 - 20			13 - 11	222 - 265	1 - 1	231 - 158	1 - 2	64 - 34	0 - 0	60	16,538	N	SportsWest			
N.10	at Utah*	L	3 - 17			16 - 16	258 - 363	1 - 0	194 - 138	0 - 1	64 - 225	0 - 1	53	36,018	D				
N.17	WYOMING*	W	38 - 16			20 - 17	382 - 364	2 - 9	183 - 307	1 - 0	199 - 57	4 - 2	60	16,864	N	SportsWest			

## 2002 ► 4-9 OVERALL ► 4-3 MOUNTAIN WEST (T-3RD) ► HOME: 2-3; AWAY: 2-6

COACH: TOM CRAFT

Date	Opponent	Result	Score	AP Coach		FD - FD	Total			Passing			Rushing			Temp	Att.	Misc	Television
				Rk	Rk		Yds - Yds	TOs - TOs	Yds - Yds	TDs - TDs	Yds - Yds	TDs - TDs	Yds - Yds	TDs - TDs					
A.29	at Fresno State	L	14 - 16			19 - 18	278 - 262	2 - 1	240 - 196	1 - 1	38 - 66	1 - 0	85	39,111	N	ESPN2			
S.7	at (17/17) Colorado	L	14 - 34			24 - 20	401 - 401	2 - 1	359 - 136	0 - 2	42 - 265	2 - 2	87	44,126	N	FSN			
S.14	ARIZONA STATE	L	28 - 39			25 - 13	574 - 365	5 - 2	516 - 258	3 - 4	58 - 107	0 - 0	68	29,041	N	Fox-Ariz.			
S.21	at Idaho	L	38 - 48			26 - 34	585 - 531	1 - 1	506 - 382	5 - 6	79 - 149	0 - 0	72	14,887	D				
S.28	UCLA	L	7 - 43			17 - 17	271 - 391	5 - 0	208 - 238	1 - 2	63 - 153	0 - 2	70	33,610	D	ESPN2			
O.12	UTAH*	W	36 - 17			23 - 26	410 - 308	1 - 5	294 - 276	2 - 2	116 - 32	1 - 0	66	20,410	D	KJZZ			
O.19	at Wyoming*	W	24 - 20			21 - 25	419 - 388	2 - 1	335 - 257	1 - 3	84 - 131	0 - 0	53	13,757	D				
O.26	UNLV*	W	31 - 21			27 - 20	475 - 374	3 - 0	319 - 196	2 - 0	156 - 178	1 - 2	61	21,541	D, HC				
N.2	at Brigham Young*	L	10 - 34			18 - 17	246 - 403	2 - 4	228 - 289	1 - 3	18 - 114	0 - 1	36	59,362	D	ESPN+Plus			
N.9	at New Mexico*	L	15 - 8			11 - 14	183 - 237	2 - 3	153 - 70	0 - 0	30 - 167	0 - 2	63	28,770	D	SportsWest			
N.15	(21/17) COLORADO STATE* L	21 - 49			20 - 29	378 - 533	0 - 2	348 - 256	3 - 4	30 - 277	0 - 3	75	21,714	D	SportsWest				
N.23	at Air Force*	W	38 - 34			26 - 29	398 - 538	1 - 2	289 - 125	2 - 1	109 - 413	3 - 4	41	31,023	D	ESPN2			
D.7	at Hawai'i	L	40 - 41			24 - 30	632 - 610	1 - 5	507 - 437	3 - 3	125 - 173	1 - 3	74	36,671	N	KFVE			

# All-Time Scores



EIGHT STRAIGHT BOWL GAME APPEARANCES ► 21 CONFERENCE CHAMPIONSHIPS

## 2003 ► 6-6 OVERALL ► 3-4 MOUNTAIN WEST (T-4TH) ► HOME: 4-2; AWAY: 2-4

COACH: TOM CRAFT

Date	Opponent	Result	Score	AP Coach		FD - FD	Total			Passing			Rushing			Temp	Att.	Misc	Television
				Rk	Rk		Yds - Yds	TOs - TOs	Yds - Yds	TDs - TDs	Yds - Yds	TDs - TDs	Yds - Yds	TDs - TDs					
A.30	EASTERN WASHINGTON	W	19 - 9			18 - 18	318 - 217	2 - 0	151 - 100	0 - 1	167 - 117	2 - 0	77	21,145	N				
S.9	at (2/2) Ohio State	L	13 - 16			20 - 10	216 - 196	4 - 2	188 - 76	1 - 0	28 - 120	0 - 0	70	104,433	D		ESPN+Plus		
S.13	at UTEP	W	34 - 0			14 - 15	317 - 261	2 - 6	180 - 137	0 - 0	137 - 124	3 - 0	92	18,195	N				
S.20	SAMFORD	W	37 - 17			27 - 14	528 - 244	2 - 0	234 - 138	3 - 1	294 - 106	2 - 0	70	20,967	D				
S.27	at UCLA	L	10 - 20			13 - 17	230 - 323	3 - 4	110 - 258	0 - 2	120 - 65	1 - 0	75	48,690	N		Fox West 2		
O.4	BRIGHAM YOUNG*	L	36 - 44			16 - 18	392 - 418	3 - 3	352 - 180	3 - 2	40 - 238	0 - 2	63	32,137	N		SportsWest		
O.11	at Utah*	L	6 - 27			15 - 22	252 - 415	1 - 1	203 - 273	0 - 3	49 - 142	0 - 0	67	39,132	N		KJZZ		
O.18	NEW MEXICO*	L	7 - 30			20 - 14	393 - 326	6 - 2	354 - 119	0 - 0	39 - 207	1 - 2	72	22,011	N, HC		SportsWest		
O.25	WYOMING*	W	25 - 20			21 - 18	397 - 292	2 - 3	191 - 247	1 - 2	206 - 45	1 - 0	66	15,812	N		SportsWest		
N.8	at UNLV*	W	7 - 0			18 - 11	309 - 175	2 - 4	158 - 144	1 - 0	151 - 31	0 - 0	63	20,896	D		ESPN+Plus		
N.15	at Colorado State*	L	6 - 21			20 - 15	345 - 324	2 - 1	237 - 156	0 - 1	108 - 168	0 - 1	57	29,127	D		ESPN+Plus		
N.22	AIR FORCE*	W	24 - 3			20 - 19	383 - 286	0 - 2	251 - 95	1 - 0	132 - 191	1 - 0	59	23,682	N		SportsWest		

## 2004 ► 4-7 OVERALL ► 2-5 MOUNTAIN WEST (7TH) ► HOME: 3-2; AWAY: 1-5

COACH: TOM CRAFT

Date	Opponent	Result	Score	AP Coach		FD - FD	Total			Passing			Rushing			Temp	Att.	Misc	Television
				Rk	Rk		Yds - Yds	TOs - TOs	Yds - Yds	TDs - TDs	Yds - Yds	TDs - TDs	Yds - Yds	TDs - TDs					
S.4	IDAHO STATE	W	38 - 21			27 - 22	581 - 398	3 - 4	290 - 352	2 - 1	291 - 46	3 - 2	82	57,216	N, FW				
S.18	at (17/17) Michigan	L	21 - 24			15 - 20	311 - 327	3 - 4	289 - 179	2 - 2	22 - 148	1 - 0	73	109,432	D		ESPN		
S.25	NEVADA	W	27 - 10			22 - 18	408 - 355	3 - 2	262 - 271	2 - 0	146 - 84	1 - 1	73	33,429	N		SportsWest		
O.2	at UCLA	L	10 - 33			21 - 19	402 - 410	2 - 1	263 - 205	0 - 1	139 - 205	1 - 1	77	52,038	D		FSN West 2		
O.9	at Wyoming*	L	10 - 20			20 - 14	363 - 264	3 - 0	295 - 192	1 - 2	68 - 72	0 - 0	64	19,540	D		ESPN+Plus		
O.16	COLORADO STATE*	L	17 - 21			16 - 13	366 - 196	3 - 2	238 - 133	1 - 1	128 - 63	0 - 1	69	31,129	D		ABC (r)		
O.23	at New Mexico*	L	9 - 19			15 - 17	146 - 220	2 - 1	165 - 106	1 - 1	(-19) - 114	0 - 1	58	37,287	D		SportsWest		
O.30	(9/10) UTAH*	L	28 - 51			23 - 29	414 - 548	2 - 1	252 - 375	2 - 5	162 - 173	1 - 1	67	32,683	N, HC		KJZZ		
N.6	at Brigham Young*	L	16 - 49			21 - 18	392 - 526	3 - 1	229 - 339	1 - 3	163 - 187	1 - 3	60	53,435	D		ESPN+Plus		
N.13	at Air Force*	W	37 - 31			24 - 29	456 - 486	2 - 6	232 - 133	2 - 0	224 - 353	2 - 4	29	28,514	D, S		ESPN+Plus		
N.20	UNLV*	W	21 - 3			14 - 23	284 - 297	1 - 4	175 - 216	1 - 0	109 - 81	0 - 0	63	25,519	N		SportsWest		

## 2005 ► 5-7 OVERALL ► 4-4 MOUNTAIN WEST (T-4TH) ► HOME: 3-3; AWAY: 2-4

COACH: TOM CRAFT

Date	Opponent	Result	Score	AP Coach		FD - FD	Total			Passing			Rushing			Temp	Att.	Misc	Television
				Rk	Rk		Yds - Yds	TOs - TOs	Yds - Yds	TDs - TDs	Yds - Yds	TDs - TDs	Yds - Yds	TDs - TDs					
S.3	UCLA	L	21 - 44			23 - 16	402 - 349	2 - 0	246 - 158	1 - 0	156 - 191	2 - 4	72	50,710	N		ESPN2		
S.10	at Air Force*	L	29 - 41			26 - 25	417 - 503	3 - 1	253 - 231	1 - 1	164 - 272	2 - 5	79	30,101	D		ESPN360		
S.17	at (9/9) Ohio State	L	6 - 27			3 - 21	179 - 375	1 - 2	166 - 196	1 - 0	13 - 179	0 - 3	67	104,533	D		ABC (r)		
S.24	SAN JOSÉ STATE	W	52 - 21			28 - 12	513 - 233	1 - 2	303 - 101	5 - 1	210 - 132	1 - 2	76	55,868	N, FW		SportsWest		
O.1	BRIGHAM YOUNG*	W	31 - 10			26 - 15	508 - 305	1 - 3	243 - 261	0 - 0	265 - 44	4 - 1	71	41,680	N		SportsWest		
O.8	at UNLV*	L	10 - 13			10 - 13	140 - 241	4 - 3	106 - 88	0 - 0	34 - 153	0 - 1	83	18,372	D		ESPN+Plus		
O.15	at Utah*	W	28 - 19			17 - 30	385 - 592	0 - 2	219 - 417	3 - 0	166 - 175	1 - 2	77	41,341	N		ABC (r)		
O.22	NEW MEXICO*	L	24 - 47			15 - 33	291 - 534	3 - 2	197 - 248	2 - 3	94 - 286	0 - 3	60	26,670	N		SportsWest		
O.29	(20/20) TCU*	L	20 - 23			20 - 24	360 - 403	2 - 3	235 - 112	1 - 0	125 - 291	1 - 3	66	21,698	N, HC		ESPN360		
N.12	at Colorado State*	W	30 - 10			18 - 20	375 - 352	1 - 3	179 - 165	2 - 0	196 - 187	1 - 1	52	25,411	D		ESPN+Plus		
N.19	WYOMING*	W	34 - 21			22 - 20	425 - 397	3 - 3	211 - 346	1 - 0	214 - 51	2 - 3	72	20,713	N		SportsWest		
D.3	at Hawai'i	L	38 - 49			31 - 34	554 - 588	5 - 4	421 - 326	3 - 5	133 - 262	2 - 2	77	28,326	N				

## 2006 ► 3-9 OVERALL ► 3-5 MOUNTAIN WEST (T-6TH) ► HOME: 3-3; AWAY: 0-6

COACH: CHUCK LONG

Date	Opponent	Result	Score	AP Coach		FD - FD	Total			Passing			Rushing			Temp	Att.	Misc	Television
				Rk	Rk		Yds - Yds	TOs - TOs	Yds - Yds	TDs - TDs	Yds - Yds	TDs - TDs	Yds - Yds	TDs - TDs					
A. 31	UTEP	L	27 - 34			22 - 12	384 - 243	3 - 4	275 - 213	0 - 3	109 - 30	3 - 1	72	34,723	N		CSTV		
S. 16	at Wisconsin	L	0 - 14			7 - 14	115 - 372	1 - 1	102 - 85	0 - 1	13 - 287	0 - 1	77	81,090	D		ESPN+Plus		
S. 23	UTAH*	L	7 - 38			15 - 23	287 - 359	5 - 2	83 - 167	1 - 1	204 - 192	0 - 2	73	53,794	N, FW		The Mtn.		
S. 30	at San José State	L	10 - 31			10 - 20	239 - 418	3 - 2	76 - 282	0 - 3	163 - 136	1 - 1	62	14,361	D		Ch. 4 SD		
O. 7	at Brigham Young*	L	17 - 47			21 - 23	357 - 419	2 - 1	216 - 267	0 - 4	141 - 152	2 - 2	54	60,804	D		The Mtn.		
O.21	AIR FORCE*	W	19 - 12			15 - 23	284 - 344	0 - 2	133 - 47	1 - 0	151 - 297	0 - 1	69	26,871	N		The Mtn.		
O.28	CAL POLY	L	14 - 16			15 - 15	306 - 284	1 - 1	157 - 80	2 - 1	149 - 204	0 - 0	77	20,974	N, HC				
N.4	at Wyoming*	L	24 - 27			10 - 23	232 - 319	1 - 1	192 - 97	2 - 1	40 - 222	0 - 2	47	14,012	D		The Mtn.		
N.11	UNLV*	W	21 - 7			20 - 18	277 - 250	1 - 3	136 - 211	0 - 1	141 - 39	1 - 0	63	21,445	N		The Mtn.		
N.18	at TCU*	L	0 - 52			6 - 30	87 - 624	2 - 1	56 - 349	0 - 5	31 - 275	0 - 2	69	26,287	D		Versus		
N.25	at New Mexico*	L	14 - 41			25 - 14	431 - 301	4 - 0	327 - 87	2 - 2	104 - 214	0 - 2	57	23,421	D				
D.2	COLORADO STATE*	W	17 - 6			9 - 19	235 - 288	1 - 1	51 - 175	0 - 0	184 - 113	2 - 0	69	17,557	N		The Mtn.		

# All-Time Scores



EIGHT STRAIGHT BOWL GAME APPEARANCES ► 21 CONFERENCE CHAMPIONSHIPS

## 2007 ► 4-8 OVERALL ► 3-5 MOUNTAIN WEST (6TH) ► HOME: 2-4; AWAY: 2-4

COACH: CHUCK LONG

Date	Opponent	Result	Score	AP Coach		FD - FD	Total			Passing			Rushing			Temp	Att.	Misc	Television
				Rk	Rk		Yds - Yds	TOs - TOs	Yds - Yds	TDs - TDs	Yds - Yds	TDs - TDs	Yds - Yds	TDs - TDs					
S.8	at Washington State#	L	17 - 45			21 - 36	399 - 654	1 - 1	285 - 469	1 - 5	114 - 185	1 - 1	70	46,290	D				
S.15	at Arizona State	L	13 - 34			17 - 26	323 - 479	1 - 1	180 - 211	0 - 2	143 - 268	1 - 2	92	54,617	N	FSN Ariz.			
S.22	PORTLAND STATE	W	52 - 17			27 - 24	596 - 458	0 - 4	474 - 445	5 - 0	122 - 13	2 - 2	69	53,110	D, FW	The Mtn.			
S.29	(24-) CINCINNATI	L	23 - 52			16 - 30	377 - 547	2 - 3	312 - 284	2 - 4	65 - 263	0 - 2	66	24,647	N	VERSUS			
O.6	at Colorado State*	W	24 - 20			19 - 16	386 - 327	1 - 2	230 - 188	0 - 1	156 - 139	3 - 1	83	27,930	D	The Mtn.			
O.13	at Utah*	L	7 - 23			12 - 27	211 - 514	2 - 2	149 - 232	0 - 2	62 - 282	1 - 0	55	40,898	D	Ch. 4 SD			
O.20	NEW MEXICO*	L	17 - 20			14 - 19	299 - 365	2 - 2	133 - 239	0 - 1	166 - 126	2 - 1	64	20,205	N, HC	CSTV			
N.3	WYOMING*	W	27 - 24			16 - 18	307 - 250	2 - 1	249 - 159	2 - 2	58 - 91	2 - 0	63	22,852	N	The Mtn.			
N.10	at UNLV*	W	38 - 30			18 - 24	318 - 482	1 - 1	196 - 207	2 - 3	122 - 275	1 - 1	65	18,837	N	CSTV			
N.17	at Air Force*	L	23 - 55			21 - 30	506 - 670	3 - 1	410 - 101	1 - 0	96 - 569	2 - 8	50	34,227	D				
N.24	TCU*	L	33 - 45			15 - 39	441 - 694	0 - 3	366 - 318	2 - 0	75 - 376	2 - 6	63	18,350	N				
D.1	(21/19) BRIGHAM YOUNG^A	L	27 - 48			22 - 33	356 - 538	1 - 1	288 - 227	1 - 3	68 - 311	2 - 4	56	28,473	D	The Mtn.			

# - Played at Qwest Field In Seattle, Wash., ^ - Game originally scheduled for Oct. 27 (PPD - Fires).

## 2008 ► 2-10 OVERALL ► 1-7 MOUNTAIN WEST (T-8TH) ► HOME: 2-4; AWAY: 0-6

COACH: CHUCK LONG

Date	Opponent	Result	Score	AP Coach		FD - FD	Total			Passing			Rushing			Temp	Att.	Misc	Television
				Rk	Rk		Yds - Yds	TOs - TOs	Yds - Yds	TDs - TDs	Yds - Yds	TDs - TDs	Yds - Yds	TDs - TDs					
A.30	CAL POLY	L	27 - 29			23 - 21	379 - 483	5 - 1	352 - 220	3 - 1	27 - 263	1 - 2	77	26,851	N	Ch. 4 SD			
S.6	at Notre Dame	L	13 - 21			19 - 20	345 - 342	2 - 4	274 - 237	1 - 3	71 - 105	1 - 0	71	80,795	D	NBC			
S.13	at San José State	L	10 - 35			7 - 22	146 - 476	1 - 1	140 - 183	0 - 0	6 - 293	0 - 5	74	19,854	N				
S.27	IDAHO	W	45 - 17			23 - 20	603 - 351	2 - 4	445 - 169	4 - 0	158 - 182	2 - 2	76	21,401	N	Go Vandals TV			
O.4	at TCU*	L	7 - 41			4 - 28	85 - 498	1 - 1	98 - 115	0 - 1	-13 - 383	1 - 4	91	30,620	N	The Mtn.			
O.11	AIR FORCE*	L	10 - 35			12 - 30	165 - 473	2 - 2	130 - 72	0 - 1	35 - 401	1 - 3	64	43,630	N, FW	The Mtn.			
O.18	at New Mexico*	L	7 - 70			13 - 28	227 - 565	3 - 1	161 - 146	1 - 1	66 - 419	0 - 8	71	26,695	D	The Mtn.			
O.25	COLORADO STATE*	L	34 - 38			23 - 25	392 - 507	1 - 0	166 - 296	1 - 3	226 - 211	2 - 2	73	17,185	N, HC	The Mtn.			
N.1	at Wyoming*	L	10 - 35			19 - 22	328 - 544	1 - 0	311 - 166	1 - 1	17 - 378	0 - 4	59	11,779	D	The Mtn.			
N.8	at (17/16) Brigham Young*	L	12 - 41			18 - 18	280 - 421	4 - 1	160 - 317	1 - 3	120 - 104	0 - 2	52	64,107	D	The Mtn.			
N.15	(8/7) UTAH*	L	14 - 63			19 - 30	320 - 520	3 - 1	247 - 322	2 - 5	73 - 198	0 - 2	77	19,342	N	The Mtn.			
N.22	UNLV*	W	42 - 21			27 - 16	479 - 349	0 - 3	387 - 316	2 - 2	92 - 33	3 - 1	62	17,846	N	CBS College			

## 2009 ► 4-8 OVERALL ► 2-6 MOUNTAIN WEST (7TH) ► HOME: 3-3; AWAY: 1-5

COACH: BRADY HOKE

Date	Opponent	Result	Score	AP Coach		FD - FD	Total			Passing			Rushing			Temp	Att.	Misc	Television
				Rk	Rk		Yds - Yds	TOs - TOs	Yds - Yds	TDs - TDs	Yds - Yds	TDs - TDs	Yds - Yds	TDs - TDs					
S.5	at UCLA	L	14 - 33			11 - 19	277 - 359	3 - 3	238 - 215	2 - 1	39 - 144	0 - 2	89	55,761	D	FS West			
S.12	SOUTHERN UTAH	W	35 - 19			22 - 19	436 - 279	2 - 3	287 - 165	2 - 1	149 - 114	2 - 1	76	42,137	N, FW				
S.19	at Idaho	L	20 - 34			20 - 21	296 - 379	2 - 0	241 - 232	2 - 0	55 - 147	0 - 3	NA	10,324	D	SWX			
S.26	at Air Force*	L	14 - 26			16 - 12	323 - 294	6 - 0	284 - 51	2 - 0	39 - 243	0 - 0	75	35,929	D	The Mtn.			
O.3	NEW MEXICO STATE	W	34 - 17			13 - 15	252 - 234	1 - 4	144 - 146	2 - 2	108 - 88	1 - 0	69	21,184	N				
O.17	(18/19) BRIGHAM YOUNG*	L	28 - 38			16 - 27	342 - 512	1 - 0	322 - 346	3 - 3	20 - 166	1 - 2	80	30,258	D, HC	The Mtn.			
O.24	at Colorado State*	W	42 - 28			25 - 20	531 - 556	0 - 2	459 - 205	6 - 2	72 - 151	0 - 2	64	20,631	D	The Mtn.			
O.31	NEW MEXICO*	W	23 - 20			18 - 25	303 - 386	1 - 0	253 - 277	3 - 1	50 - 109	0 - 1	77	12,647	D	CBS College			
N.7	(6/4) TCU*	L	12 - 55			16 - 28	279 - 551	4 - 0	187 - 239	1 - 2	92 - 312	0 - 5	72	21,708	D	VERSUS			
N.14	WYOMING*	L	27 - 30			21 - 30	357 - 446	1 - 1	200 - 246	0 - 1	157 - 200	3 - 2	58	18,851	N	The Mtn.			
N.21	at (23/23) Utah*	L	7 - 38			16 - 22	262 - 391	2 - 0	207 - 202	1 - 1	55 - 189	0 - 3	40	44,991	D	VERSUS			
N.28	at UNLV*	L	24 - 28			20 - 22	445 - 397	2 - 2	341 - 274	1 - 1	104 - 123	1 - 2	53	13,730	N	The Mtn.			

## 2010 ► 9-4 OVERALL ► 5-3 MOUNTAIN WEST (T-3RD) ► HOME: 6-1; AWAY: 3-3

COACH: BRADY HOKE

Date	Opponent	Result	Score	AP Coach		FD - FD	Total			Passing			Rushing			Temp	Att.	Misc	Television
				Rk	Rk		Yds - Yds	TOs - TOs	Yds - Yds	TDs - TDs	Yds - Yds	TDs - TDs	Yds - Yds	TDs - TDs					
S.4	NICHOLLS STATE	W	47 - 0			23 - 12	531 - 171	1 - 1	313 - 83	2 - 0	218 - 88	4 - 0	82	25,290	N				
S.11	at New Mexico State	W	41 - 21			24 - 17	563 - 328	0 - 1	319 - 223	1 - 2	244 - 105	4 - 1	89	16,891	N	Aggie Vision			
S.18	at (-/25) Missouri	L	24 - 27			17 - 25	440 - 440	1 - 3	190 - 351	0 - 1	250 - 89	3 - 2	83	56,050	N	PPV			
S.25	UTAH STATE	W	41 - 7			18 - 14	504 - 245	2 - 1	362 - 115	3 - 0	142 - 115	2 - 1	87	45,682	N, FW	FW			
O.9	at Brigham Young*	L	21 - 24			12 - 24	273 - 413	1 - 2	220 - 142	3 - 0	53 - 271	0 - 3	60	62,176	N	The Mtn.			
O.16	(23/23) AIR FORCE*	W	27 - 25			16 - 29	452 - 487	1 - 1	247 - 175	1 - 1	205 - 312	2 - 2	66	28,178	N, HC	CBS College			
O.23	at New Mexico*	W	30 - 20			22 - 16	384 - 303	2 - 2	249 - 193	2 - 2	135 - 110	1 - 0	58	16,488	N	The Mtn.			
O.30	at Wyoming*	W	48 - 38			20 - 21	441 - 338	3 - 1	365 - 186	3 - 3	76 - 152	3 - 2	56	16,252	D	The Mtn.			
N.6	COLORADO STATE*	W	24 - 19			19 - 19	319 - 293	5 - 1	171 - 266	1 - 1	148 - 27	2 - 0	63	34,689	N	The Mtn.			
N.13	at (3/3) TCU*	L	35 - 40			7 - 27	300 - 466	2 - 2	262 - 240	2 - 4	38 - 226	2 - 1	62	45,694	N	VERSUS			
N.20	(25/24) UTAH*	L	34 - 38			29 - 22	587 - 500	3 - 0	528 - 362	4 - 2	59 - 138	1 - 3	58	34,951	N	The Mtn.			
N.27	UNLV*	W	48 - 14			30 - 15	588 - 234	1 - 0	338 - 167	4 - 1	250 - 67	2 - 0	55	22,091	N	The Mtn.			

2010 POINSETTIA BOWL (Qualcomm Stadium, San Diego, Calif.)

D.23	NAVY	W	35 - 14			27 - 22	555 - 382	0 - 1	276 - 147	2 - 1	279 - 235	3 - 1	58	48,049	N	ESPN	
------	------	---	---------	--	--	---------	-----------	-------	-----------	-------	-----------	-------	----	--------	---	------	--

# All-Time Scores



EIGHT STRAIGHT BOWL GAME APPEARANCES ► 21 CONFERENCE CHAMPIONSHIPS

## 2011 ► 8-5 OVERALL ► 4-3 MOUNTAIN WEST (4TH) ► HOME: 4-3; AWAY: 4-1; NEUTRAL: 0-1

COACH: ROCKY LONG

Date	Opponent	Result	Score	AP Coach		Total			Passing			Rushing			Temp	Att.	Misc	Television
				Rk	Rk	FD - FD	Yds - Yds	TOs - TOs	Yds - Yds	TDs - TDs	Yds - Yds	TDs - TDs	Yds - Yds	TDs - TDs				
S.3	CAL POLY	W	49 - 21			22 - 12	492 - 284	0 - 1	203 - 147	4 - 0	137 - 289	2 - 3	68	34,384	N	The Mtn.		
S.10	at Army	W	23 - 20			16 - 25	292 - 446	0 - 3	146 - 43	1 - 0	146 - 403	2 - 3	76	26,778	D	CBSSN		
S.17	WASHINGTON STATE	W	42 - 24			25 - 19	500 - 419	2 - 4	273 - 368	2 - 3	227 - 51	4 - 0	69	57,286	D, FW	The Mtn.		
S.24	at (22/21) Michigan	L	7 - 28			20 - 18	376 - 413	3 - 4	253 - 93	1 - 0	123 - 320	0 - 4	61	110,707	D	Big Ten		
O.8	TCU*	L	14 - 27			15 - 22	296 - 446	4 - 4	206 - 212	2 - 2	90 - 234	0 - 1	67	44,248	N, HC	CBSSN		
O.13	at Air Force*	W	41 - 27			20 - 26	410 - 419	1 - 3	209 - 224	2 - 2	201 - 195	2 - 1	64	27,490	N	CBSSN		
O.29	WYOMING*	L	27 - 30			21 - 22	539 - 500	1 - 0	247 - 341	2 - 2	292 - 159	2 - 2	67	29,730	N	The Mtn.		
N.5	NEW MEXICO*	W	35 - 7			23 - 8	486 - 162	0 - 2	271 - 88	0 - 0	215 - 71	1 - 5	63	28,362	N	The Mtn.		
N.12	at Colorado State*	W	18 - 15			22 - 12	327 - 287	1 - 2	154 - 52	1 - 0	173 - 235	1 - 2	58	16,811	D	The Mtn.		
N.19	(10/11) BOISE STATE*	L	35 - 52			24 - 26	470 - 497	3 - 2	350 - 366	3 - 4	120 - 131	2 - 3	62	52,256	N	CBSSN		
N.26	at UNLV*	W	31 - 14			21 - 15	391 - 261	1 - 1	152 - 120	2 - 0	239 - 141	2 - 2	53	19,075	N	The Mtn.		
D.3	FRESNO STATE	W	35 - 28			23 - 13	496 - 384	0 - 1	281 - 336	0 - 2	215 - 48	5 - 1	59	32,790	N	CBSSN		
2011 NEW ORLEANS BOWL (Mercedes-Benz Superdome, New Orleans, La.)																		
D.17	vs. Louisiana	L	30 - 32			29 - 25	481 - 568	0 - 1	413 - 492	3 - 3	68 - 76	1 - 0	NA	42,841	N	ESPN		

## 2012 ► 9-4 OVERALL ► 7-1 MOUNTAIN WEST (T-1ST) ► HOME: 6-2; AWAY: 3-2

COACH: ROCKY LONG

Date	Opponent	Result	Score	AP Coach		Total			Passing			Rushing			Temp	Att.	Misc	Television
				Rk	Rk	FD - FD	Yds - Yds	TOs - TOs	Yds - Yds	TDs - TDs	Yds - Yds	TDs - TDs	Yds - Yds	TDs - TDs				
S.1	at Washington	L	12 - 21			16 - 22	327 - 328	3 - 1	128 - 222	1 - 1	199 - 106	1 - 1	67	53,742	N	Pac-12 N		
S.8	ARMY	W	42 - 7			21 - 18	443 - 332	0 - 3	215 - 50	1 - 0	228 - 282	4 - 1	82	30,799	D	NBCSN		
S.15	NORTH DAKOTA	W	49 - 41			27 - 25	533 - 489	0 - 1	241 - 434	3 - 4	292 - 55	3 - 1	97	24,826	N	KUSI		
S.22	SAN JOSÉ STATE	L	34 - 38			29 - 21	484 - 367	2 - 2	213 - 290	2 - 4	271 - 77	2 - 0	85	24,103	N	KUSI		
S.29	at Fresno State*	L	40 - 52			14 - 32	339 - 646	5 - 4	160 - 536	2 - 5	179 - 110	2 - 2	89	33,894	N	KUSI		
O.6	HAWAII*	W	52 - 14			27 - 12	412 - 173	0 - 3	218 - 112	2 - 1	194 - 61	5 - 1	73	50,586	N, FW	CBSSN		
O.13	COLORADO STATE*	W	38 - 14			23 - 19	399 - 335	1 - 3	181 - 214	2 - 1	218 - 121	3 - 1	72	27,133	D, HC	TWCSN		
O.20	at Nevada*	ot-W	39 - 38			26 - 29	349 - 480	0 - 0	197 - 304	3 - 3	152 - 176	1 - 2	63	22,242	N	CBSSN		
O.27	UNLV*	W	24 - 13			24 - 15	506 - 300	3 - 0	231 - 159	2 - 1	275 - 141	1 - 1	83	23,874	N	TWCSN		
N.3	at (19/14) Boise State*	W	21 - 19			14 - 18	269 - 276	1 - 1	105 - 164	0 - 1	164 - 112	2 - 2	56	36,084	N	CBSSN		
N.10	AIR FORCE*	W	28 - 9			15 - 24	268 - 393	2 - 4	90 - 73	1 - 0	178 - 320	2 - 1	61	30,266	D	NBCSN		
N.24	at Wyoming*	W	42 - 28			29 - 22	564 - 382	3 - 1	164 - 260	2 - 2	400 - 122	4 - 2	51	13,474	D	TWCSN		
2012 POINSETTIA BOWL (Qualcomm Stadium, San Diego, Calif.)																		
D.20	BRIGHAM YOUNG	L	6 - 23			13 - 17	263 - 296	5 - 3	144 - 244	0 - 0	119 - 52	0 - 1	60	35,442	N	ESPN		

## 2013 ► 8-5 OVERALL ► 6-2 MOUNTAIN WEST (2ND - WEST DIV.) ► HOME: 3-3; AWAY: 4-2; NEUTRAL: 1-0

COACH: ROCKY LONG

Date	Opponent	Result	Score	AP Coach		Total			Passing			Rushing			Temp	Att.	Misc	Television
				Rk	Rk	FD - FD	Yds - Yds	TOs - TOs	Yds - Yds	TDs - TDs	Yds - Yds	TDs - TDs	Yds - Yds	TDs - TDs				
A.31	EASTERN ILLINOIS	L	19 - 40			24 - 21	440 - 533	5 - 2	318 - 361	0 - 3	122 - 172	1 - 2	83	42,978	N, FW	MWN		
S.7	at (3/2) Ohio State	L	7 - 42			17 - 22	280 - 445	4 - 1	216 - 182	1 - 2	64 - 263	0 - 4	82	104,984	D	ABC/ESPN2		
S.21	OREGON STATE	L	30 - 34			18 - 22	325 - 377	2 - 2	251 - 367	2 - 3	74 - 10	1 - 1	71	32,133	D	CBSSN		
S.28	at New Mexico State	W	26 - 16			22 - 14	441 - 268	1 - 1	229 - 228	0 - 2	212 - 40	3 - 0	73	16,113	N	FSSD		
O.4	NEVADA*	ot-W	51 - 44			21 - 33	541 - 570	1 - 2	286 - 393	3 - 2	255 - 177	4 - 4	69	22,475	N	ESPN		
O.10	at Air Force*	W	27 - 20			22 - 14	463 - 319	2 - 1	249 - 150	3 - 1	214 - 169	1 - 1	50	17,280	N	CBSSN		
O.26	(15/18) FRESNO STATE* ot-L	W	28 - 35			22 - 20	507 - 341	2 - 0	337 - 298	0 - 2	170 - 43	4 - 2	62	32,707	N, HC	ESPN		
N.2	NEW MEXICO*	W	35 - 30			19 - 21	483 - 423	0 - 1	234 - 170	2 - 1	249 - 253	3 - 3	66	35,890	N	ROOT/FSSD		
N.9	at San José State*	W	34 - 30			21 - 21	409 - 382	2 - 2	235 - 301	2 - 3	174 - 81	3 - 0	60	17,932	N	CBSSN		
N.16	at Hawaii*	ot-W	28 - 21			21 - 20	499 - 355	4 - 2	265 - 194	1 - 2	234 - 161	3 - 1	82	28,530	N	CBSSN		
N.23	BOISE STATE*	ot-W	34 - 31			19 - 16	349 - 297	3 - 2	288 - 202	2 - 2	61 - 95	1 - 1	58	33,161	N	CBSSN		
N.30	at UNLV*	L	19 - 45			21 - 22	327 - 401	2 - 0	239 - 270	1 - 5	88 - 131	1 - 1	50	15,884	N	ESPNU		
2013 FAMOUS IDAHO POTATO BOWL (Bronco Stadium, Boise, Idaho)																		
D.21	vs. Buffalo	W	49 - 24			22 - 20	460 - 309	2 - 3	211 - 196	2 - 3	249 - 113	5 - 0	30	21,951	D	ESPN		

## 2014 ► 7-6 OVERALL ► 5-3 MOUNTAIN WEST (T-1ST - WEST DIV.) ► HOME: 6-1; AWAY: 1-5

COACH: ROCKY LONG

Date	Opponent	Result	Score	AP Coach		Total			Passing			Rushing			Temp	Att.	Misc	Television
				Rk	Rk	FD - FD	Yds - Yds	TOs - TOs	Yds - Yds	TDs - TDs	Yds - Yds	TDs - TDs	Yds - Yds	TDs - TDs				
A.30	NORTHERN ARIZONA	W	38 - 7			25 - 14	399 - 312	1 - 1	205 - 188	1 - 0	194 - 124	3 - 1	84	30,761	D	CBSSN		
S.6	at (21/23) North Carolina	L	27 - 31			23 - 20	509 - 394	3 - 1	341 - 263	1 - 2	168 - 131	2 - 1	84	58,000	N	ESPNNews		
S.20	at Oregon State	L	7 - 28			11 - 25	215 - 372	2 - 2	106 - 275	0 - 0	109 - 97	1 - 4	85	41,339	N	FOX Sports 1		
S.27	UNLV*	W	34 - 17			25 - 26	466 - 455	0 - 2	209 - 346	0 - 1	257 - 109	4 - 1	72	28,005	N	ESPN3		
O.3	at Fresno State*	L	13 - 24			17 - 16	270 - 315	3 - 2	84 - 143	1 - 0	186 - 172	0 - 3	88	33,928	N	CBSSN		
O.10	at New Mexico*	W	24 - 14			19 - 15	470 - 263	4 - 1	73 - 111	0 - 1	397 - 152	3 - 1	60	19,497	N, R	ESPNU		
O.18	HAWAII*	W	20 - 10			19 - 12	457 - 264	1 - 3	174 - 174	1 - 1	283 - 90	1 - 0	71	35,686	N	CBSSN		
N.1	at Nevada*	L	14 - 30			17 - 17	324 - 338	3 - 1	189 - 109	1 - 1	135 - 229	1 - 2	49	20,508	N	CBSSN		
N.8	IDAHO	W	35 - 21			18 - 26	405 - 379	0 - 1	249 - 186	3 - 1	156 - 193	2 - 2	85	46,293	D, HC, FW	ROOT/FSSD		
N.15	at Boise State*	L	29 - 38			16 - 22	357 - 399	1 - 2	188 - 187	1 - 1	169 - 212	2 - 4	9	27,478	N	ESPN2		
N.21	AIR FORCE*	W	30 - 14			23 - 16	502 - 329	1 - 4	326 - 189	1 - 1	176 - 140	1 - 1	61	28,626	N	CBSSN		
N.29	SAN JOSÉ STATE*	W	38 - 7			21 - 12	427 - 231	0 - 2	34 - 133	0 - 1	393 - 98	5 - 0	74	24,391	D	CBSSN		
2014 POINSETTIA BOWL (Qualcomm Stadium, San Diego, Calif.)																		
D.23	NAVY	L	16 - 17			18 - 14	327 - 271	3 - 4	141 - 17	0 - 0	186 - 254	1 - 2	72	33,077	N	ESPN		

# All-Time Scores



EIGHT STRAIGHT BOWL GAME APPEARANCES ► 21 CONFERENCE CHAMPIONSHIPS

**2015** ► 11-3 OVERALL ► 8-0 MOUNTAIN WEST (1ST - WEST DIV.) ► HOME: 6-1; AWAY: 4-2; NEUTRAL: 1-0

COACH: ROCKY LONG

Date	Opponent	Result	Score	AP Coach		FD - FD	Total			Passing			Rushing			Temp	Att.	Misc	Television
				Rk	Rk		Yds - Yds	TOs - TOs	Yds - Yds	TDs - TDs	Yds - Yds	TDs - TDs	Yds - Yds	TDs - TDs					
S.5	SAN DIEGO	W	37 - 3			15 - 13	305 - 188	1 - 6	139 - 109	0 - 0	166 - 79	1 - 0	78	48,785	N, FW	MWN/CI			
S.12	at California	L	7 - 35			16 - 24	325 - 485	2 - 1	173 - 321	1 - 3	152 - 164	0 - 2	63	50,830	D	Pac-12			
S.19	SOUTH ALABAMA	ot-L	27 - 34			14 - 23	305 - 511	1 - 0	165 - 270	2 - 2	140 - 241	1 - 2	84	18,194	N	MWN/CI			
S.26	at Penn State	L	21 - 37			13 - 19	242 - 400	3 - 1	141 - 328	1 - 3	101 - 72	1 - 0	71	95,107	D	Big Ten			
O.3	FRESNO STATE*	W	21 - 7			19 - 6	409 - 89	1 - 0	104 - 77	2 - 1	305 - 12	1 - 0	69	29,996	N	CBSSN			
O.10	at Hawaii*	W	28 - 14			19 - 14	402 - 251	1 - 3	184 - 198	1 - 0	218 - 53	3 - 2	83	28,543	N	TWCSN			
O.17	at San José State*	W	30 - 7			23 - 14	377 - 148	0 - 2	144 - 113	1 - 0	233 - 35	2 - 1	66	16,339	N	ESPNU			
O.23	UTAH STATE*	W	48 - 14			19 - 16	429 - 239	0 - 4	93 - 95	1 - 1	336 - 134	5 - 1	71	25,898	N	ESPN2			
O.31	at Colorado State*	W	41 - 17			21 - 22	456 - 368	0 - 4	180 - 205	1 - 2	276 - 163	3 - 0	63	18,125	D	CBSSN			
N.14	WYOMING*	W	38 - 3			25 - 12	431 - 191	2 - 3	138 - 129	3 - 0	293 - 62	2 - 0	60	36,688	N, HC	CBSSN			
N.21	at UNLV*	W	52 - 14			20 - 18	393 - 270	0 - 4	107 - 190	1 - 2	286 - 80	5 - 0	54	14,738	N	CBSSN			
N.28	NEVADA*	W	31 - 14			17 - 10	408 - 263	0 - 3	88 - 228	0 - 0	320 - 35	4 - 2	53	22,939	N	ESPN2			
<b>2015 MOUNTAIN WEST FOOTBALL CHAMPIONSHIP (Qualcomm Stadium, San Diego, Calif.)</b>																			
D.5	AIR FORCE	W	27 - 24			17 - 14	436 - 340	1 - 0	203 - 35	1 - 0	233 - 305	2 - 3	70	20,959	D	ESPN2			
<b>2015 HAWAII BOWL (Aloha Stadium, Honolulu, Hawaii)</b>																			
D.24	vs. Cincinnati	W	42 - 7			22 - 15	336 - 279	0 - 3	129 - 202	2 - 0	207 - 77	2 - 1	75	22,793	D	ESPN			

**2016** ► 11-3 OVERALL ► 6-2 MOUNTAIN WEST (1ST - WEST DIV.) ► HOME: 5-1; AWAY: 5-2; NEUTRAL: 1-0

COACH: ROCKY LONG

Final National Ranking: 25 (AP), 25 (Coaches)

Date	Opponent	Result	Score	AP Coach		FD - FD	Total			Passing			Rushing			Temp	Att.	Misc	Television
				Rk	Rk		Yds - Yds	TOs - TOs	Yds - Yds	TDs - TDs	Yds - Yds	TDs - TDs	Yds - Yds	TDs - TDs					
S.3	NEW HAMPSHIRE	W	31 - 0			19 - 8	461 - 141	0 - 1	291 - 70	2 - 0	170 - 71	2 - 0	75	46,486	N, FW				
S.10	CALIFORNIA	W	45 - 40			22 - 30	463 - 604	2 - 4	129 - 522	1 - 1	334 - 82	3 - 0	71	42,473	N	CBSSN			
S.17	at Northern Illinois	W	42 - 28			22 - 20	404 - 368	1 - 2	126 - 213	3 - 3	278 - 155	3 - 1	78	14,513	D	CBSSN			
O.1	at South Alabama	L	24 - 42	19	24	20 - 18	316 - 331	2 - 1	159 - 242	1 - 3	157 - 89	2 - 2	76	14,741	N	ESPNews			
O.8	UNLV*	W	26 - 7			22 - 9	460 - 122	1 - 1	215 - 9	1 - 0	245 - 113	2 - 0	73	33,296	N	ESPNU			
O.14	at Fresno State*	W	17 - 3			25 - 10	364 - 217	0 - 3	72 - 139	0 - 0	292 - 78	2 - 0	73	24,731	N	CBSSN			
O.21	SAN JOSÉ STATE*	W	42 - 3			22 - 14	460 - 209	1 - 0	167 - 142	1 - 0	293 - 67	5 - 0	75	25,613	N	ESPN2			
O.28	at Utah State*	W	40 - 13			20 - 12	414 - 252	0 - 2	14 - 181	1 - 1	400 - 71	2 - 1	55	17,332	N, R	CBSSN			
N.5	HAWAII*	W	55 - 0			19 - 15	393 - 215	1 - 4	97 - 167	3 - 0	296 - 48	2 - 0	78	41,644	N, HC	CBSSN			
N.12	at Nevada*	W	46 - 16			25 - 19	620 - 366	1 - 3	146 - 276	2 - 2	474 - 90	4 - 0	55	16,730	N	CBSSN			
N.19	at Wyoming*	L	33 - 34	24	25	17 - 29	389 - 487	1 - 1	211 - 282	2 - 2	178 - 205	0 - 2	50	19,112	D	CBSSN			
N.26	COLORADO STATE*	L	31 - 63			16 - 23	377 - 507	2 - 0	183 - 216	2 - 5	194 - 291	2 - 3	53	34,223	N	CBSSN			
<b>2016 MOUNTAIN WEST FOOTBALL CHAMPIONSHIP (War Memorial Stadium, Laramie, Wyo.)</b>																			
D.3	at Wyoming	W	27 - 24			16 - 13	327 - 343	3 - 3	85 - 248	0 - 3	242 - 95	3 - 0	18	24,001	N	ESPN			
<b>2016 LAS VEGAS BOWL (Sam Boyd Stadium, Las Vegas, Nev.)</b>																			
D.17	vs. Houston	W	34 - 10			13 - 16	255 - 254	0 - 4	128 - 229	1 - 0	127 - 25	2 - 1	51	29,286	D	ABC			

**2017** ► 10-3 OVERALL ► 6-2 MOUNTAIN WEST (2ND - WEST DIV.) ► HOME: 5-2; AWAY: 5-0; NEUTRAL: 0-1

COACH: ROCKY LONG

Date	Opponent	Result	Score	AP Coach		FD - FD	Total			Passing			Rushing			Temp	Att.	Misc	Television
				Rk	Rk		Yds - Yds	TOs - TOs	Yds - Yds	TDs - TDs	Yds - Yds	TDs - TDs	Yds - Yds	TDs - TDs					
S.2	UC DAVIS	W	38 - 17			27 - 16	513 - 315	2 - 3	237 - 258	2 - 2	276 - 57	3 - 0	95	46,132	D, FW	Facebook Live			
S.9	at Arizona State	W	30 - 20			14 - 15	352 - 342	0 - 1	73 - 298	1 - 2	279 - 44	1 - 1	91	54,336	N	Pac-12 Net.			
S.16	(19/19) STANFORD	W	20 - 17			21 - 10	353 - 254	0 - 3	187 - 80	1 - 0	166 - 174	1 - 2	68	43,040	N	CBSSN			
S.23	at Air Force*	W	28 - 24	22	25	19 - 14	367 - 253	1 - 1	180 - 33	1 - 0	187 - 220	3 - 3	50	27,575	D, R	CBSSN			
S.30	NORTHERN ILLINOIS	W	34 - 28	19	21	10 - 22	263 - 417	0 - 4	136 - 262	2 - 3	127 - 155	0 - 1	65	35,717	N	CBSSN			
O.7	at UNLV*	W	41 - 10	19	21	27 - 12	474 - 283	1 - 0	172 - 177	0 - 1	302 - 106	5 - 0	79	19,770	N	ESPN2			
O.14	BOISE STATE*	L	14 - 31	19	18	16 - 15	323 - 311	1 - 0	240 - 125	1 - 1	83 - 186	1 - 1	69	49,053	N	CBSSN			
O.21	FRESNO STATE*	L	3 - 27			14 - 15	255 - 375	1 - 0	90 - 176	0 - 0	165 - 199	0 - 3	68	43,243	N, HC	CBSSN			
O.28	at Hawaii*	W	28 - 7			21 - 12	417 - 195	1 - 0	83 - 160	1 - 0	334 - 35	3 - 1	73	23,018	D	ESPN2			
N.4	at San Jose State*	W	52 - 7			31 - 8	648 - 200	1 - 3	94 - 147	1 - 1	554 - 33	6 - 0	55	17,629	N	ESPNU			
N.18	NEVADA*	W	42 - 23			25 - 18	494 - 448	1 - 2	205 - 414	1 - 3	289 - 34	3 - 0	62	29,265	N	CBSSN			
N.24	NEW MEXICO*	W	35 - 10		25	19 - 11	463 - 249	2 - 2	198 - 167	2 - 1	265 - 82	3 - 0	86	28,978	D	CBSSN			
<b>2017 ARMED FORCES BOWL (Amon G. Carter Stadium, Fort Worth, Texas)</b>																			
D.23	vs. Army West Point	L	35 - 42			11 - 31	280 - 446	2 - 1	25 - 6	0 - 0	255 - 440	4 - 5	48	35,986	D	ESPN			

All totals listed SDSU-Opponent. Rank is SDSU's AP and Coaches (if applicable) poll rankings at game time. (#) - Opponent's national ranking at game time appears before opponent name. D - day game; N - night game; R - rain (starting in 2014); S - snow; HC - Homecoming; FW - KGB SkyShow; NA - not applicable, played indoors.

# All-Time Series Results



EIGHT STRAIGHT BOWL GAME APPEARANCES ▶ 21 CONFERENCE CHAMPIONSHIPS

ALL-TIME SERIES RESULTS < HISTORY

## Series Records vs. Current NCAA Division I Football Teams Only

	W	L	T	SDSU	Opp.	Home	Away	Last Meeting	Streak
▶ Air Force	16	19	0	859	1,003	9-7	7-11	W, 28-24 (a, '17)	W7
Akron	1	0	0	41	0	1-0	0-0	W, 41-0 (h, '65)	W1
Arizona	5	10	0	220	283	3-3	2-7	L, 10-23 (h, '01)	L4
▶ Arizona State	1	10	1	131	406	0-3	1-6-1	W, 30-20 (a, '17)	W1
Arkansas State	1	0	0	24	14	1-0	0-0	W, 24-14 (h, '76)	W1
Army West Point	2	1	0	100	69	1-0	1-0	L, 35-42 (n, '17)	L1
▶ Boise State	2	3	0	133	171	1-1	1-2	L, 14-31 (h, '17)	L2
Bowling Green	2	0	1	83	55	1-0-1	1-0	W, 27-15 (a, '76)	W1
Brigham Young	7	28	1	685	1,185	5-12-1	2-16	L, 6-23 (h, '12)	L6
Buffalo	1	0	0	49	24	0-0	0-0	W, 49-24 (n, '13)	W1
California	4	4	0	197	233	4-0	0-4	W, 45-40 (h, '16)	W1
Cal Poly	14	11	0	620	438	8-6	6-5	W, 49-21 (h, '11)	W1
Cincinnati	1	1	0	65	59	0-1	0-0	W, 42-7 (n, '15)	W1
Colorado	0	1	0	14	34	0-0	0-1	L, 14-34 (a, '02)	L1
Colorado State	20	14	0	829	761	10-8	10-6	L, 31-63 (h, '16)	L1
Eastern Illinois	1	1	0	59	47	1-1	0-0	L, 19-40 (h, '13)	L1
Eastern Washington	1	0	0	19	9	1-0	0-0	W, 19-9 (h, '03)	W1
Florida State	2	0	0	79	33	2-0	0-0	W, 41-16 (h, '77)	W2
▶ Fresno State	29	24	4	1,174	1,187	15-13-2	14-11-2	L, 3-27 (h, '17)	L1
▶ Hawai'i	21	9	2	997	636	10-3	11-6-2	W, 28-7 (a, '17)	W6
Houston	1	2	0	57	73	0-1	0-1	W, 34-10 (n, '16)	W1
Idaho	3	2	0	178	141	3-0	0-2	W, 35-21 (h, '14)	W1
Idaho State	1	0	0	38	21	1-0	0-0	W, 38-21 (h, '04)	W1
Illinois	0	2	0	23	87	0-1	0-1	L, 13-49 (h, '00)	L2
Iowa	0	1	0	38	39	0-1	0-0	L, 38-39 (h, '86)	L1
Iowa State	3	3	0	186	163	3-2	0-1	W, 52-31 (h, '81)	W1
Kansas	1	0	0	41	13	0-0	1-0	W, 41-13 (a, '99)	W1
Kent State	2	0	0	31	9	1-0	1-0	W, 17-9 (h, '73)	W2
Louisiana	0	1	0	30	32	0-0	0-0	L, 30-32 (n, '11)	L1
Miami (Fla.)	1	5	0	108	210	1-2	0-3	L, 17-63 (h, '92)	L4
Michigan	0	2	0	28	52	0-0	0-2	L, 7-28 (a, '11)	L2
Minnesota	1	1	0	65	57	1-0	0-1	L, 7-31 (a, '94)	L1
Missouri	0	3	0	46	103	0-1	0-2	L, 24-27 (a, '10)	L3
Montana State	3	0	0	76	32	2-0	1-0	W, 34-22 (a, '68)	W3
Navy	3	1	0	152	75	3-1	0-0	L, 16-17 (h, '14)	W3
▶ Nevada	7	3	0	286	272	5-1	2-2	W, 42-23 (a, '17)	W3
New Hampshire	1	0	0	31	0	1-0	0-0	W, 31-0 (h, '16)	W1
▶ New Mexico	26	15	0	1,053	1,036	14-8	12-7	W, 35-10 (h, '17)	W6
New Mexico State	9	1	1	353	143	7-0	2-1-1	W, 26-16 (a, '13)	W7
Nicholls State	1	0	0	47	0	1-0	0-0	W, 47-0 (h, '10)	W1
North Carolina	0	2	0	40	51	0-0	0-0	L, 27-31 (a, '14)	L2
North Dakota	1	0	0	49	41	1-0	0-1	W, 49-41 (h, '12)	W1
North Dakota State	1	0	0	36	0	1-0	0-0	W, 36-0 (h, '66)	W1
North Texas	6	1	0	229	87	4-0	2-1	W, 30-12 (h, '75)	W1
Northern Arizona	3	0	0	74	15	2-0	1-0	W, 38-7 (h, '14)	W3
Northern Illinois	6	0	0	228	96	4-0	2-0	W, 34-28 (h, '17)	W6
Notre Dame	0	1	0	13	21	0-0	0-1	L, 13-21 (a, '08)	L1
Ohio State	0	4	0	38	112	0-0	0-4	L, 7-42 (a, '13)	L4
Oklahoma	1	1	0	73	69	1-0	0-1	W, 51-31 (h, '96)	W1
Oklahoma State	2	2	0	80	56	1-1	1-1	L, 16-19 (a, '84)	L1
Oregon	0	4	0	91	150	0-2	0-2	L, 21-42 (a, '90)	L4
Oregon State	2	3	0	82	105	1-1	1-3	L, 7-28 (a, '14)	L3
Penn State	0	1	0	21	37	0-0	0-1	L, 21-37 (a, '15)	L1
Portland State	1	0	0	52	17	1-0	0-0	W, 52-17 (h, '07)	W1
Samford	1	0	0	37	17	1-0	0-0	W, 37-17 (h, '03)	W1
San Diego	2	0	0	80	15	2-0	0-0	W, 37-3 (h, '15)	W2
▶ San José State	20	19	2	911	872	11-6-1	9-13-1	W, 52-7 (h, '17)	W5
South Alabama	0	2	0	51	76	0-1	0-1	L, 24-52 (a, '16)	L2
South Florida	1	0	0	41	12	1-0	0-0	W, 41-12 (h, '99)	W1
Southern Mississippi	2	1	0	109	31	2-0	0-1	L, 0-10 (a, '71)	L1
Southern Utah	1	0	0	35	19	1-0	0-0	W, 35-19 (h, '09)	W1
▶ Stanford	2	3	0	121	128	2-1	0-2	W, 20-17 (h, '17)	W1
TCU	0	7	0	121	283	0-4	0-3	L, 14-27 (h, '11)	L7
Tennessee State	1	0	1	29	21	1-0-1	0-0	T, 13-13 (h, '68)	T1
Texas Southern	1	0	0	42	33	1-0	0-0	W, 42-23 (h, '68)	W1
Tulsa	2	2	0	91	83	1-0	1-1	W, 24-14 (a, '98)	W1
UC Davis	1	0	0	38	17	1-0	0-0	W, 38-17 (h, '17)	W1
UCLA	0	21	1	241	705	0-13-1	0-8	L, 14-33 (a, '09)	L19
▶ UNLV	18	9	0	731	533	11-3	7-6	W, 41-10 (a, '17)	W4
USC	0	2	1	58	90	0-0-1	0-2	L, 21-24 (a, '99)	L2
Utah	12	17	1	718	854	7-8-1	5-9	L, 34-38 (h, '10)	L5
Utah State	12	1	0	386	171	8-1	4-0	W, 40-13 (h, '16)	W10
UTEP	18	4	0	776	449	9-2	9-2	L, 27-34 (h, '06)	L1
Washington	0	3	0	40	103	0-0	0-3	L, 12-21 (a, '12)	L3
Washington State	1	1	0	59	69	1-0	0-1	W, 42-24 (h, '11)	W1
Weber State	2	0	0	96	46	1-0	1-0	W, 58-12 (h, '67)	W1
Wisconsin	1	4	0	60	128	1-1	0-3	L, 0-14 (a, '06)	L4
Wyoming	18	19	0	988	1,015	11-7	7-12	W, 27-24 (a, '16)	W1

▶ - Indicates 2018 opponent



## AIR FORCE

Series: Air Force leads, 19-16  
 Home: 9-7, Away: 7-11, Neutral: 0-1  
 Qualcomm Stadium/Jack Murphy/SD: 9-7  
 MW Games: 10-7, WAC Games: 5-12  
 Longest SDSU Win Streak: 7 (2010-current)  
 Longest Air Force Win Streak: 9 (1981-89)

Date	Location (Opp. NR)	Score
S.20.80	A-Falcon Stadium*	W 13-10
N.29.81	N-Mirage Bowl (Tokyo, Japan)*	L 16-21
S.11.82	A-Falcon Stadium*	L 32-44
D.3.83	H-Jack Murphy Stadium (18)*	L 7-38
S.1.84	A-Falcon Stadium*	L 16-34
N.2.85	A-Falcon Stadium (7)*	L 10-31
O.25.86	H-Jack Murphy Stadium (HC)*	L 10-22
S.19.87	A-Falcon Stadium*	L 7-49
S.11.88	H-Jack Murphy Stadium*	L 36-52
S.2.89	A-Falcon Stadium*	L 36-52
S.29.90	H-Jack Murphy Stadium*	W 48-18
S.21.91	A-Falcon Stadium*	L 20-21
O.24.92	H-Jack Murphy Stadium*	L 17-20
S.18.93	A-Falcon Stadium*	W 38-31
O.1.94	H-Jack Murphy Stadium*	L 35-36
N.28.96	H-Jack Murphy Stadium*	W 28-23
S.27.97	A-Falcon Stadium (25)*	ot-L 18-24



## ARIZONA STATE

Series: Arizona State leads, 10-1-1  
 Home: 0-3, Away: 1-6-1  
 Qualcomm Stadium/Jack Murphy/SD: 0-2  
 Longest SDSU Win Streak: 1 (2017-current)  
 Longest ASU Win Streak: 7 (1955-2007)

Date	Location (Opp. NR)	Score
N.29.34	A-Irish Field	L 6-14
S.21.39	H-Aztec Bowl	L 0-20
N.4.50	A-Goodwin Stadium	L 13-31
O.20.51	H-Aztec Bowl (HC)	T 27-27
O.15.55	H-Aztec Bowl	L 0-46
N.3.56	A-Goodwin Stadium	L 0-61
O.26.57	H-Aztec Bowl	L 0-66
A.31.00	H-Qualcomm Stadium	L 7-10
S.8.01	A-Sun Devil Stadium	L 7-38
S.14.02	H-Qualcomm Stadium	L 28-39
S.15.07	A-Sun Devil Stadium	L 13-34
S.9.17	A-Sun Devil Stadium	W 30-20



## BOISE STATE

Series: Boise State leads, 3-2  
 Home: 1-2, Away: 1-1  
 SDCCU Stadium/Qualcomm/Jack Murphy/SD: 1-2  
 MW Games: 2-3  
 Longest SDSU Win Streak: 2 (2012-13)  
 Longest BSU Win Streak: 2 (2014-current)

Date	Location (Opp. NR)	Score
N.19.11	H-Qualcomm Stadium (10)*	L 35-52
N.3.12	A-Bronco Stadium (19)*	W 21-19
N.23.13	H-Qualcomm Stadium*	ot-W 34-31
N.15.14	A-Bronco Stadium*	L 29-38
O.14.17	H-SDCCU Stadium*	L 14-27



## EASTERN MICHIGAN

Series: First Meeting



## FRESNO STATE

Series: San Diego State leads 29-24-4  
 Home: 15-13-2, Away: 14-11-2  
 SDCCU Stadium/Qualcomm/Jack Murphy SD: 9-4  
 MW Games: 2-4, WAC Games: 6-3  
 Longest SDSU Win Streak: 9 (1962-70)  
 Longest Fresno St. Win Streak: 8 (1954-61)

Date	Location (Opp. NR)	Score
N.19.23	H-San Diego	W 12-7
N.27.24	A-Fresno	L 0-7
O.30.26	H-San Diego	L 7-28
D.5.31	A-Fresno	W 15-0
O.25.40	H-Aztec Bowl*	T 0-0
O.25.41	H-Aztec Bowl*	L 0-26
O.11.42	H-Aztec Bowl*	L 0-66
O.27.45	A-Fresno	W 7-0
O.26.46	H-Aztec Bowl*	W 7-0
N.1.47	A-Fresno*	T 7-7
N.6.48	A-Fresno*	L 6-7
N.5.49	A-Fresno*	W 18-7
O.21.50	H-Aztec Bowl*	T 20-20
N.3.51	A-Fresno	W 13-7
N.1.52	H-Aztec Bowl	L 33-49
O.31.53	A-Fresno*	T 27-27
O.30.54	H-Aztec Bowl*	L 0-20
N.5.55	A-Fresno*	L 6-20
N.17.56	H-Aztec Bowl*	L 7-50
N.2.57	A-Fresno*	L 0-27
N.1.58	H-Aztec Bowl* (HC)	L 20-22
O.31.59	A-Fresno*	L 13-58
O.29.60	H-Aztec Bowl* (HC)	L 0-60
O.28.61	A-Fresno*	L 6-27
O.27.62	H-Aztec Bowl*	W 29-26
N.2.63	A-Fresno*	W 34-6
O.31.64	H-Aztec Bowl*	W 44-6
O.30.65	A-Fresno*	W 26-7
O.29.66	H-Aztec Bowl*	W 34-13
O.28.67	A-Fresno*	W 28-21
N.2.68	H-San Diego Stadium	W 42-12
N.1.69	A-Fresno*	W 48-20
O.31.70	(14) A-Fresno*	W 56-14
O.30.71	A-Fresno*	L 10-17
O.28.72	H-San Diego Stadium*	W 21-14
N.17.73	A-Fresno*	W 41-6
O.12.74	A-Fresno*	W 24-21
O.11.75	A-Fresno*	W 29-0
S.18.76	H-San Diego Stadium	W 7-3
O.8.77	A-Fresno	L 14-34

## Mountain West Era

O.7.78	H-San Diego Stadium*	W 31-14
S.22.79	A-Fresno*	W 32-23
N.21.92	H-Jack Murphy Stadium*	L 41-45
N.20.93	A-Bulldog Stadium*	L 37-63
N.26.94	H-Jack Murphy Stadium*	L 42-49
O.14.95	H-Jack Murphy Stadium*	W 48-24
N.23.96	H-Jack Murphy Stadium*	W 31-21
N.15.97	A-Bulldog Stadium*	W 20-19
N.7.98	H-Qualcomm Stadium*	W 10-0

## Mountain West Era

A.29.02	A-Bulldog Stadium	L 14-16
D.3.11	H-Qualcomm Stadium	W 35-28
S.29.12	A-Bulldog Stadium*	L 40-52
O.26.13	H-Qualcomm Stadium (15) (HC)*	ot-L 28-35
O.3.14	A-Bulldog Stadium*	L 13-24
O.3.15	H-Qualcomm Stadium*	W 21-7
O.14.16	A-Bulldog Stadium*	W 17-3
O.21.17	H-SDCCU Stadium* (HC)	L 3-27



# All-Time Series Results



EIGHT STRAIGHT BOWL GAME APPEARANCES ▶ 21 CONFERENCE CHAMPIONSHIPS



## HAWAII

Series: San Diego State leads 21-9-2  
Home: 10-3, Away: 11-6-2

Qualcomm Stadium/Jack Murphy/SD: 8-2  
MW Games: 6-0; WAC Games: 12-5-2  
Longest SDSU Win Streak: 9 (1990-98)  
Longest UH Win Streak: 2 (four times)

Date	Location (Opp. NR)	Score
N.15.39	H-San Diego Stadium	L 10-13
D.7.40	A-Hawaii	L 7-33
S.20.50	A-Hawaii	W 49-27
J.1.51	A-Hawaii	W 34-13
S.26.53	H-San Diego Stadium	W 40-7

### Western Athletic Conference Era

N.8.80	A-Aloha Stadium*	L 6-31
O.24.81	H-Jack Murphy Stadium*	L 10-28
N.6.82	A-Aloha Stadium*	W 31-28
O.1.83	A-Aloha Stadium*	T 27-27
O.27.84	A-Aloha Stadium*	L 10-16
N.30.85	A-Aloha Stadium*	T 10-10
N.22.86	H-Jack Murphy Stadium*	W 35-5
O.31.87	A-Aloha Stadium*	*W 29-21
O.15.88	H-Jack Murphy Stadium* (HC)	L 30-32
O.7.89	A-Aloha Stadium* (20)	L 24-31
N.10.90	H-Jack Murphy Stadium*	W 44-38
O.5.91	A-Aloha Stadium*	W 47-21
N.14.92	H-Jack Murphy Stadium* (23)	W 52-28
O.9.93	A-Aloha Stadium*	W 45-14
O.29.94	H-Jack Murphy Stadium*	W 38-23
N.18.95	A-Aloha Stadium*	W 49-10
O.11.96	H-Jack Murphy Stadium*	W 56-8
O.25.97	A-Aloha Stadium*	W 10-3
O.9.98	H-Qualcomm Stadium*	W 35-13

### Mountain West Era

D.7.02	A-Aloha Stadium	L 40-41
D.3.05	A-Aloha Stadium	L 38-49
O.6.12	H-Qualcomm Stadium*	W 52-14
N.16.13	A-Aloha Stadium*	ot-W 28-21
O.18.14	H-Qualcomm Stadium*	W 20-10
O.10.15	A-Aloha Stadium*	W 28-14
N.5.16	H-Qualcomm Stadium* (HC)	W 55-0
O.28.17	A-Aloha Stadium*	W 28-7



## NEVADA

Series: San Diego State leads, 7-3  
Home: 5-1, Away: 2-2

SDCCU Stadium/Qualcomm/Jack Murphy SD: 5-0  
MW Games: 5-1  
Longest SDSU Win Streak: 4 (1995-13)  
Longest NEV Win Streak: 2 (1945-46)

Date	Location (Opp. NR)	Score
N.11.45	A-Reno	L 6-44
O.19.46	H-Balboa Stadium	L 0-26
S.28.95	H-Jack Murphy Stadium	W 30-27

### Mountain West Era

S.25.04	H-Qualcomm Stadium	W 27-10
O.20.12	A-Mackay Stadium*	ot-W 39-38
O.4.13	H-Qualcomm Stadium*	ot-W 51-44
N.1.14	A-Mackay Stadium*	L 14-30
N.28.15	H-Qualcomm Stadium*	W 31-14
N.12.16	A-Mackay Stadium*	W 46-16
N.18.17	H-SDCCU Stadium*	W 42-23



## NEW MEXICO

Series: San Diego State leads, 26-15  
Home: 14-8, Away: 12-7

SDCCU Stadium/Qualcomm /Jack Murphy SD: 14-8  
MW Games: 7-9; WAC Games: 18-3  
Longest SDSU Win Streak: 13 (1984-1996)  
Longest UNM Win Streak: 8 (2001-08)

Date	Location (Opp. NR)	Score
O.17.53	A-Zimmerman Field	L 12-41
S.25.54	H-Aztec Bowl	L 7-28
N.24.56	A-Zimmerman Field	L 6-34
N.27.76	H-San Diego Stadium	W 17-14

### Western Athletic Conference Era

N.25.78	H-San Diego Stadium*	W 27-24
O.6.79	A-University Stadium*	W 35-7
N.22.80	H-Jack Murphy Stadium*	W 24-22

O.3.81	A-University Stadium*	W 17-15
O.16.82	H-Jack Murphy Stadium*	L 17-22
N.19.83	A-University Stadium*	L 14-34
N.17.84	H-Jack Murphy Stadium*	W 37-31
N.23.85	H-Jack Murphy Stadium*	W 55-20
S.27.86	A-University Stadium*	W 38-34
N.21.87	H-Jack Murphy Stadium*	W 53-30
N.19.88	A-University Stadium*	W 18-10
N.4.89	H-Jack Murphy Stadium*	W 45-28
N.17.90	A-University Stadium*	W 40-34
O.12.91	H-Jack Murphy Stadium*	W 38-24
O.3.92	A-University Stadium*	W 49-21
O.23.93	H-Jack Murphy Stadium* (HC)	W 20-17
O.15.94	A-University Stadium*	W 20-13
N.4.95	H-Jack Murphy Stadium*	W 38-29
O.19.96	A-University Stadium*	W 48-42
O.11.97	H-Jack Murphy Stadium*	L 21-36
O.17.98	A-University Stadium*	ot-W 36-33

### Mountain West Era

O.9.99	H-Qualcomm Stadium* (HC)	L 21-24
N.4.00	A-University Stadium*	W 17-16
N.3.01	H-Qualcomm Stadium*	L 15-20
N.9.02	A-University Stadium*	L 8-15
O.18.03	H-Qualcomm Stadium* (HC)	L 7-30
O.23.04	A-University Stadium*	L 9-19
O.22.05	H-Qualcomm Stadium*	L 24-47
N.25.06	A-University Stadium*	L 14-41
N.20.07	H-Qualcomm Stadium* (HC)	L 17-20
O.18.08	A-University Stadium*	W 7-70
O.31.09	H-Qualcomm Stadium*	W 23-20
O.23.10	A-University Stadium*	W 30-20
N.5.11	H-Qualcomm Stadium*	W 35-7
N.2.13	H-Qualcomm Stadium*	W 35-30
O.10.14	A-University Stadium*	W 24-14
N.24.17	H-SDCCU Stadium*	W 35-10



## SACRAMENTO STATE

Series: First Meeting



## SAN JOSÉ STATE

Series: San Diego State leads, 20-19-2  
Home: 11-6-1, Away: 9-13-1

Qualcomm Stadium/Jack Murphy/SD: 9-1  
MW Games: 5-0; WAC Games: 3-0  
Longest SDSU Win Streak: 7 (1976-2005)  
Longest SJSU Win Streak: 11 (1938-52)

Date	Location (Opp. NR)	Score
O.11.35	A-Spartan Stadium	L 9-24
O.24.36	H-Aztec Bowl	W 14-6
N.25.37	A-Spartan Stadium	W 7-6
O.29.38	H-Aztec Bowl*	L 0-14
O.13.39	A-Spartan Stadium*	L 0-42
O.11.40	A-Spartan Stadium*	L 0-10
O.10.41	A-Spartan Stadium*	L 0-20
N.8.42	A-Spartan Stadium*	L 0-26
N.16.46	H-Balboa Stadium*	L 0-6
O.25.47	H-Balboa Stadium*	L 7-32
N.12.48	A-Spartan Stadium*	L 13-21
N.12.49	H-Aztec Bowl*	L 0-40
S.29.50	A-Spartan Stadium	L 0-26
S.27.52	H-Aztec Bowl	L 6-47
O.20.56	H-Balboa Stadium	T 27-27
O.25.57	A-Spartan Stadium	L 0-46
N.28.64	A-Spartan Stadium	L 15-20
O.19.66	A-Spartan Stadium	W 25-0
O.26.68	H-San Diego Stadium (HC)	W 48-6
O.4.69	A-Spartan Stadium*	W 55-21
O.17.70	H-San Diego Stadium*	W 32-6
N.6.71	A-Spartan Stadium*	L 7-45
O.7.72	H-San Diego Stadium*	W 23-12
N.3.73	A-Spartan Stadium*	T 27-27
O.19.74	H-San Diego Stadium* (HC)	W 40-14
N.15.75	A-Spartan Stadium*	L 7-31
N.6.76	H-San Diego Stadium (HC)	W 30-17
N.26.77	(16) A-Spartan Stadium	W 37-34

### Western Athletic Conference Era

O.21.95	H-Jack Murphy Stadium	W 49-20
N.2.96	A-Spartan Stadium*	W 49-20
N.8.97	H-Qualcomm Stadium* (HC)	W 48-21
N.14.98	A-Spartan Stadium*	W 34-6

### Mountain West Era

S.24.05	H-Qualcomm Stadium	W 52-21
S.30.06	A-Spartan Stadium	L 10-31
S.13.08	A-Spartan Stadium	L 10-35

S.22.12	H-Qualcomm Stadium	L 34-38
N.9.13	A-Spartan Stadium*	W 34-30
N.29.14	H-Qualcomm Stadium*	W 38-7
O.17.15	A-Spartan Stadium*	W 30-7
O.21.16	H-Qualcomm Stadium*	W 42-3
N.4.17	A-Spartan Stadium*	W 52-7



## STANFORD

Series: Stanford leads, 3-2  
Home: 2-1, Away: 0-2

Qualcomm Stadium/Jack Murphy/SD: 2-1  
Longest SDSU Win Streak: 1 (two times)  
Longest STAN Win Streak: 3 (1986-current)

Date	Location (Opp. NR)	Score
O.5.85	H-Jack Murphy Field	W 41-22
O.4.86	A-Stanford Stadium (16)	L 10-17
O.17.87	H-Qualcomm Stadium	L 40-44
S.17.88	A-Stanford Stadium	L 10-31
S.16.17	H-San Diego Stadium	W 20-17

### Western Athletic Conference Era

O.5.85	H-Jack Murphy Field	W 41-22
O.4.86	A-Stanford Stadium (16)	L 10-17
O.17.87	H-Qualcomm Stadium	L 40-44
S.17.88	A-Stanford Stadium	L 10-31
S.16.17	H-San Diego Stadium	W 20-17



## UNLV

Series: San Diego State leads, 18-9  
Home: 11-3, Away: \*6-6

Qualcomm Stadium/Jack Murphy/SD: 10-3  
MW Games: 14-5; WAC Games: 1-1  
Longest SDSU Win Streak: 4 (2014-18)  
Longest UNLV Win Streak: 3 (1983-1996)

Date	Location (Opp. NR)	Score
O.22.77	H-San Diego Stadium	W 31-7
O.11.80	H-Jack Murphy Stadium	L 17-28
N.14.81	A-Las Vegas Silver Bowl	W 38-20
S.25.82	H-Jack Murphy Stadium	W 26-23
O.27.83	A-Las Vegas Silver Bowl	L 10-28
N.3.84	H-Jack Murphy Stadium	L 14-30

### Western Athletic Conference Era

N.16.96	A-Sam Boyd Stadium*	L 42-44
O.18.97	H-Qualcomm Stadium*	W-ot 20-17

### Mountain West Era

N.18.99	A-Sam Boyd Stadium*	W 37-7
N.25.00	H-Qualcomm Stadium*	L 24-31
O.13.01	A-Sam Boyd Stadium*	L 3-31
O.26.02	H-Qualcomm Stadium* (HC)	W 31-21
N.8.03	A-Sam Boyd Stadium*	W 7-0
N.20.04	H-Qualcomm Stadium*	W 21-3
O.8.05	A-Sam Boyd Stadium*	L 10-13
N.11.06	H-Qualcomm Stadium*	W 21-7
N.10.07	A-Sam Boyd Stadium*	W 38-30
N.22.08	H-Qualcomm Stadium*	W 42-21
N.28.09	A-Sam Boyd Stadium*	L 24-28
N.27.10	H-Qualcomm Stadium*	W 48-14
N.26.11	A-Sam Boyd Stadium*	W 31-14
O.27.12	H-Qualcomm Stadium*	W 24-13
N.30.13	A-Sam Boyd Stadium*	L 19-45
S.26.14	H-Qualcomm Stadium*	W 34-17
N.21.15	A-Sam Boyd Stadium*	W 52-14

O.8.16	H-Qualcomm Stadium*	W 26-7
O.7.17	A-Sam Boyd Stadium*	W 41-10

\* - conference game; HC - Homecoming; MWC - MW Championship game; (#) before stadium - SDSU's AP rank; (#) after stadium - opponent's AP rank

## Historic Series

Non-NCAA Division I Football Teams

	W	L	T
Alumni	0	0	1
Army-Navy Academy J.C.	3	0	0
Boston University	1	0	0
Cal Poly Pomona	3	1	0
Cal State Fullerton	3	0	1
Cal State L.A.	11	5	1
Cal State Northridge	7	0	0
Cal Western	3	0	0
Caltech	4	6	0
Camp Haan	0	1	0
Chaffey J.C.	2	0	0
Chapman	8	0	0
Coronado H.S.	1	0	0
El Centro J.C.	1	0	0
Fleet Air	0	1	0
Fullerton J.C.	1	1	0
Hardin-Simmons	0	1	0
Hawaii Marines	0	1	0
LaVerne	10	2	3
Long Beach State	19	10	0
Loyola (Calif.)	3	4	0
March Field Flyers	0	1	0
Mexico Polytechnic	1	0	0
Naval Air	0	1	0
Occidental	11	7	1
Pacific	16	7	0
Pepperdine	11	2	1
Pomona College	10	7	1
Redlands	17	7	2
Reserve Destroyers	0	1	0
Riverside J.C.	3	1	0
San Diego Marines	10	16	2
San Diego NTC	1	0	0
San Francisco State	7	1	0
Santa Ana J.C.	3	1	0
Submarines Pacific	1	1	0
Tampa	1	0	0
Texas-Arlington	2	0	0
UC Santa Barbara	26	8	1
U.S.S. Birmingham	1	1	0
U.S.S. Melville	1	0	0
U.S.S. New Mexico	1	0	0
West Texas State	2	0	0
Whittier	10	11	2

## vs. 2018 Opponents' Conferences

<b>MOUNTAIN WEST</b>	W-L	Ohio	0-0	Montana State	3-0
Air Force	16-19	Toledo	0-0	North Dakota	1-0
Boise State	2-3	Western Michigan	0-0	Northern Arizona	3-0
Colorado State	20-14	<b>TOTALS</b>	<b>12-0-1</b>	Portland State	1-0
Fresno State	29-24-4	<b>PAC-12</b>	W-L	Sacramento State	0-0
Hawaii	21-9-2	Arizona	5-10	Southern Utah	1-0
Nevada	7-3	Arizona State	1-10-1	UC Davis	1-0
New Mexico	26-15	California	4-4	Weber State	2-0
San José State	20-19-2	Colorado	0-1	<b>TOTALS</b>	<b>28-11</b>
UNLV	18-9	Oregon	0-4	<b>DIVISION FBS (I-A)</b>	W-L
Utah State	12-1	Oregon State	2-3	American Athletic	4-5
Wyoming	18-19	Stanford	2-3	Atlantic Coast	3-7
<b>TOTALS</b>	<b>189-135-8</b>	UCLA	0-21-1	Big Ten	2-15
<b>MID-AMERICAN</b>	W-L	USC	0-2-1	Big 12	7-14
Akron	1-0	Utah	12-17-1	Conference USA	26-6
Ball State	0-0	Washington	0-3	Mid-American	12-0-1
Bowling Green	2-0-1	Washington State	1-1	Mountain West	189-135-8
Buffalo	1-0	<b>TOTALS</b>	<b>27-79-4</b>	Pac-12	27-79-4
Central Michigan	0-2	<b>BIG SKY</b>	W-L	Southeastern	0-3
Eastern Michigan	0-0	Cal Poly	14-11	Sun Belt	13-6-1
Kent State	2-0	Eastern Washington	1-0	Independents	12-29-2
Miami (OH)	0-0	Idaho State	1-0		
Northern Illinois	6-0				

# Second-Half Comebacks



EIGHT STRAIGHT BOWL GAME APPEARANCES ► 21 CONFERENCE CHAMPIONSHIPS

## 2ND-HALF COMEBACKS TO WIN (DI-ERA (SINCE 1969))

Date	Opponent	Head Coach	Quarterback	Largest 2H Deficit	Final
Nov. 22, 1969	North Texas	Don Coryell	Dennis Shaw	10	W, 42-24
Nov. 29, 1969	Long Beach State*	Don Coryell	Dennis Shaw	11	W, 36-32
Nov. 7, 1970	at Pacific*	Don Coryell	Brian Sipe	6	W, 14-13
Oct. 16, 1971	at UC Santa Barbara	Don Coryell	Brian Sipe	16	W, 27-23
Oct. 22, 1971	Utah State	Don Coryell	Brian Sipe	13	W, 36-20
Oct. 28, 1972	Fresno State*	Don Coryell	Bill Donckers	7	W, 21-14
Dec. 2, 1972	Iowa State	Don Coryell	Bill Donckers	7	W, 27-14
Sept. 22, 1973	at Utah State	Claude Gilbert	Jesse Freitas	7	W, 35-7
Oct. 12, 1974	Fresno State*	Claude Gilbert	Craig Penrose	7	W, 24-21
Oct. 26, 1974	Long Beach State*	Claude Gilbert	Craig Penrose	3	W, 27-17
Sept. 18, 1976	Fresno State	Claude Gilbert	Joe Davis	3	W, 7-3
Oct. 16, 1976	Pacific	Claude Gilbert	Pete Tereschuk	6	W, 21-15
Oct. 30, 1976	at UTEP	Claude Gilbert	Tom Craft	9	W, 27-16
Nov. 26, 1977	at San José State	Claude Gilbert	Joe Davis	10	W, 37-34
Oct. 21, 1978	Pacific	Claude Gilbert	Mark Halda	4	W, 31-28
Sept. 22, 1979	at Fresno State	Claude Gilbert	Mark Halda	11	W, 32-23
Sept. 29, 1979	Wisconsin	Claude Gilbert	Mark Halda	7	W, 24-17
Oct. 13, 1979	Miami (Fla.)	Claude Gilbert	Mark Halda	3	W, 31-20
Nov. 10, 1979	Arizona	Claude Gilbert	Chris Schaefer	3	W, 42-10
Nov. 29, 1980	Utah*	Claude Gilbert	Matt Kofler	8	W, 21-20
Sept. 12, 1981	at Colorado State*	Doug Scovill	Matt Kofler	5	W, 30-14
Sept. 26, 1981	at Oklahoma State	Doug Scovill	Matt Kofler	3	W, 23-16
Oct. 9, 1982	at Wyoming*	Doug Scovill	Mark McKay	7	W, 24-21
Oct. 30, 1982	Utah*	Doug Scovill	Mark McKay	7	W, 21-17
Nov. 6, 1982	at Hawai'i	Doug Scovill	Mark McKay	11	W, 31-28
Sept. 6, 1986	Long Beach State	Denny Stolz	Todd Santos	3	W, 27-24
Sept. 13, 1986	at Utah*	Denny Stolz	Todd Santos	3	W, 37-30
Sept. 27, 1986	at New Mexico*	Denny Stolz	Todd Santos	4	W, 38-34
Nov. 1, 1986	at Colorado State*	Denny Stolz	Todd Santos	6	W, 27-26
Nov. 15, 1986	Wyoming*	Denny Stolz	Todd Santos	8	W, 31-24
Oct. 24, 1987	Long Beach State	Denny Stolz	Todd Santos	7	W, 29-21
Oct. 31, 1987	at Hawai'i*	Denny Stolz	Todd Santos	7	W, 29-21
Nov. 14, 1987	Colorado State*	Denny Stolz	Todd Santos	2	W, 26-12
Sept. 11, 1988	Air Force*	Denny Stolz	Brad Platt	4	W, 39-36
Sept. 30, 1989	at Utah*	Al Luginbill	Dan McGwire	6	W, 38-27
Oct. 28, 1989	at UTEP*	Al Luginbill	Dan McGwire	4	W, 34-31
Sept. 14, 1991	Pacific	Al Luginbill	Cree Morris	7	W, 55-34
Oct. 26, 1991	at Utah*	Al Luginbill	David Lowery	11	W, 24-21
Oct. 17, 1992	UTEP*	Al Luginbill	David Lowery	1	W, 49-27
Nov. 14, 1992	Hawai'i*	Al Luginbill	David Lowery	4	W, 52-28
Sept. 18, 1993	at Air Force*	Al Luginbill	David Lowery	17	W, 38-31
Oct. 10, 1994	California	Ted Tollner	Tim Gutierrez	7	W, 22-20
Oct. 7, 1995	at Utah*	Ted Tollner	Billy Blanton	4	W, 24-21
Oct. 19, 1996	at New Mexico*	Ted Tollner	Billy Blanton	7	W, 48-42
Nov. 7, 1996	(16/15) Wyoming*	Ted Tollner	Billy Blanton	3	W, 28-24
Nov. 15, 1997	at Fresno State*	Ted Tollner	Spencer Brinton	12	W, 20-19
Oct. 3, 1998	at Tulsa*	Ted Tollner	Brian Russell	11	W, 24-14
Oct. 17, 1998	at New Mexico*	Ted Tollner	Brian Russell	1	ot-W, 36-33
Oct. 24, 1998	Utah*	Ted Tollner	Brian Russell	7	ot-W, 21-20
Oct. 21, 2000	at Brigham Young*	Ted Tollner	Lon Sheriff	5	W, 16-15
Nov. 4, 2000	at New Mexico*	Ted Tollner	Lon Sheriff	16	W, 17-16
Oct. 19, 2002	at Wyoming*	Tom Craft	Adam Hall	4	W, 24-20
Nov. 23, 2002	at Air Force*	Tom Craft	Lon Sheriff	11	W, 38-34
Nov. 19, 2005	Wyoming*	Tom Craft	Kevin Craft	7	W, 34-21
Oct. 21, 2006	Air Force*	Chuck Long	Kevin Craft	2	W, 19-12
Oct. 6, 2007	at Colorado State*	Chuck Long	Kevin O'Connell	3	W, 24-20
Nov. 3, 2007	Wyoming*	Chuck Long	Kevin O'Connell	14	W, 27-24
Oct. 31, 2009	New Mexico*	Brady Hoke	Ryan Lindley	4	W, 23-20
Oct. 24, 2009	at Colorado State*	Brady Hoke	Ryan Lindley	14	W, 42-28
Nov. 6, 2010	Colorado State*	Brady Hoke	Ryan Lindley	3	W, 24-19
Sept. 17, 2011	Washington State	Rocky Long	Ryan Lindley	10	W, 42-24
Oct. 13, 2011	at Air Force	Rocky Long	Ryan Lindley	3	W, 41-27
Nov. 26, 2011	at UNLV*	Rocky Long	Ryan Lindley	7	W, 31-14
Dec. 3, 2011	Fresno State*	Rocky Long	Ryan Lindley	7	W, 35-28
Oct. 20, 2012	at Nevada*	Rocky Long	Ryan Katz	11	ot-W, 39-38
Nov. 3, 2012	at (19/14) Boise State*	Rocky Long	Adam Dingwell	6	W, 21-19
Nov. 24, 2012	at Wyoming*	Rocky Long	Adam Dingwell	7	W, 42-28
Sept. 28, 2013	at New Mexico State	Rocky Long	Quinn Kaehler	11	W, 26-16
Oct. 10, 2013	at Air Force*	Rocky Long	Quinn Kaehler	14	W, 27-20
Nov. 9, 2013	at San José State*	Rocky Long	Quinn Kaehler	11	W, 34-30
Nov. 16, 2013	at Hawai'i*	Rocky Long	Quinn Kaehler	7	ot-W, 28-21
Nov. 23, 2013	Boise State*	Rocky Long	Quinn Kaehler	7	ot-W, 34-31
Nov. 21, 2014	Air Force*	Rocky Long	Quinn Kaehler	1	W, 30-14
Dec. 5, 2015	Air Force (MW CG)	Rocky Long	Christian Chapman	7	W, 27-24

Date	Opponent	Head Coach	Quarterback	Largest 2H Deficit	Final
Dec. 17, 2016	vs. Houston (LVB)	Rocky Long	Christian Chapman	4	W, 34-10
Sept. 16, 2017	No. 19/19 Stanford	Rocky Long	Christian Chapman	4	W, 20-17
Sept. 23, 2017	at Air Force*	Rocky Long	Christian Chapman	3	W, 28-24

\* - Indicates conference game. MW CG - Indicates Mountain West championship game. LVB - Indicates Las Vegas Bowl.

## 2ND-HALF COMEBACKS TO TIE (DI-ERA (SINCE 1969))

Date	Opponent	Head Coach	Quarterback	Largest 2H Deficit	Final
Nov. 3, 1973	at San José State	Claude Gilbert	Jesse Freitas	17	T, 27-27
Nov. 23, 1974	Bowling Green	Claude Gilbert	Craig Penrose	18	T, 21-21
Oct. 13, 1984	Utah	Doug Scovill	Jim Plum	6	T, 24-24
Nov. 30, 1985	at Hawai'i	Doug Scovill	Todd Santos	3	T, 10-10
Sept. 23, 1989	Cal State Fullerton	Al Luginbill	Dan McGwire	4	T, 41-41
Nov. 16, 1991	Brigham Young	Al Luginbill	David Lowery	7	T, 52-52
Sept. 5, 1992	USC	Al Luginbill	David Lowery	14	T, 31-31

## LARGEST 2ND-HALF COMEBACKS TO WIN (DI-ERA (SINCE 1969))

Pl.	Date	Opponent	Head Coach	Quarterback	Largest 2H Deficit	Final
1.	Sept. 18, 1993	at Air Force*	Al Luginbill	David Lowery	17	W, 38-31
2.	Nov. 4, 2000	at New Mexico*	Ted Tollner	Lon Sheriff	16	W, 17-16
	Oct. 16, 1971	at UC Santa Barbara	Don Coryell	Brian Sipe	16	W, 27-23
4.	Oct. 10, 2013	at Air Force*	Rocky Long	Quinn Kaehler	14	W, 27-20
	Oct. 24, 2009	at Colorado State*	Brady Hoke	Ryan Lindley	14	W, 42-28
	Nov. 3, 2007	Wyoming*	Chuck Long	Kevin O'Connell	14	W, 27-24

## 2ND-HALF COMEBACKS BY YEAR (DI ERA (SINCE 1969))

Season	Wins	Season	Wins	Season	Wins
1969	2	1986	► 5	2003	0
1970	1	1987	3	2004	0
1971	2	1988	1	2005	1
1972	2	1989	2	2006	1
1973	1	1990	0	2007	2
1974	2	1991	2	2008	0
1975	0	1992	2	2009	2
1976	3	1993	1	2010	1
1977	1	1994	1	2011	4
1978	1	1995	1	2012	3
1979	4	1996	2	2013	► 5
1980	1	1997	1	2014	1
1981	2	1998	3	2015	1
1982	3	1999	0	2016	1
1983	0	2000	2	2017	2
1984	0	2001	0	TOTAL	77
1985	0	2002	2		

► Indicates Division I era school record.

## BY COACH AND QUARTERBACK (DI ERA (SINCE 1969))

### Most Second-Half Comebacks By Coach

Pl.	Coach	Wins
1.	Rocky Long	17
2.	Claude Gilbert	13
3.	Ted Tollner	10
4.	Denny Stolz	9
5.	Al Luginbill	7
	Don Coryell	7

### Most Second-Half Comebacks By QB

Pl.	Quarterback	Wins
1.	Todd Santos	8
2.	Ryan Lindley	7
3.	Quinn Kaehler	6
4.	Christian Chapman	4
	David Lowery	4
	Mark Halda	4

# Largest Comebacks



EIGHT STRAIGHT BOWL GAME APPEARANCES ► 21 CONFERENCE CHAMPIONSHIPS

## RALLIES FROM LARGEST DEFICITS (DIVISION-I ERA (SINCE 1969))

Pl.	Date	Opponent	Head Coach	Quarterback	Final	Largest Deficit	Largest Deficit Score	Largest Deficit Time	Start Comeback	Positive Score
1.	Dec. 3, 2011	vs. Fresno State	Rocky Long	Ryan Lindley	W, 35-28	21	0-21	2nd, 9:14	2nd, 5:48	28-21 and 35-28
	Nov. 3, 2007	vs. Wyoming*	Chuck Long	Kevin O'Connell	W, 27-24	21	0-21	2nd, 1:18	2nd, 0:13	27-24
	Oct. 12, 1974	vs. Fresno State*	Claude Gilbert	Craig Penrose	W, 24-21	21	0-21	2nd, 10:01	2nd, 7:24	24-21
4.	Dec. 7, 2002	at Hawai'i	Tom Craft	Lon Sheriff	L, 40-41	19	3-22	2nd, 13:32	2nd, 9:17	40-29
5.	Oct. 19, 1985	vs. Utah*	Doug Scovil	Todd Santos	L, 37-39	18	3-21	1st, 0:16	2nd, 11:04	37-27
	Nov. 23, 1974	vs. Bowling Green	Claude Gilbert	Craig Penrose	T, 21-21	18	3-21	2nd, 7:43	3rd, 11:00	21-21
7.	Sept. 18, 1993	at Air Force*	Al Luginbill	David Lowery	W, 38-31	17	14-31	4th, 12:40	4th, 10:33	38-31
	Nov. 12, 1983	vs. Wyoming*	Doug Scovil	Mark McKay	L, 21-33	17	0-17	1st, 3:21	2nd, 10:26	21-17
	Oct. 28, 1978	at Long Beach State	Claude Gilbert	Mark Halda	L, 25-27	17	7-24	3rd, 14:31	3rd, 9:43	25-24
	Nov. 3, 1973	at San José State*	Claude Gilbert	Jesse Freitas	T, 27-27	17	10-27	4th, 8:47	4th, 8:30	27-27
	Nov. 22, 1969	vs. North Texas	Don Coryell	David Shaw	W, 42-24	17	7-24	2nd, 2:15	2nd, 1:23	42-24
12.	Sept. 28, 2013	at New Mexico State	Rocky Long	Quinn Kaehler	W, 26-16	16	0-16	2nd, 12:52	2nd, 12:52	26-16
	Nov. 4, 2000	at New Mexico*	Ted Tollner	Lon Sheriff	W, 17-16	16	0-16	2nd, 0:09	3rd, 4:17	17-16
	Oct. 16, 1971	at UC Santa Barbara*	Don Coryell	Brian Sipe	W, 27-23	16	7-23	3rd, 9:35	3rd, 3:11	27-23
15.	Nov. 9, 2013	at San José State	Rocky Long	Quinn Kaehler	W, 34-30	14	6-20	2nd, 2:35	2nd, 0:41	34-30
	Oct. 26, 2013	vs. (18/15) Fresno State*	Rocky Long	Quinn Kaehler	ot-L, 28-35	14	14-28	4th, 9:51	4th, 8:54	28-28
	Oct. 10, 2013	at Air Force*	Rocky Long	Quinn Kaehler	W, 27-20	14	6-20	3rd, 3:53	4th, 11:25	27-20
	Nov. 26, 2011	at UNLV	Rocky Long	Ryan Lindley	W, 31-14	14	0-14	2nd, 14:54	2nd, 5:46	31-14
	Oct. 24, 2009	at Colorado State*	Brady Hoke	Ryan Lindley	W, 42-28	14	7-21	2nd, 1:25	3rd, 9:59	42-28
	Sept. 14, 1996	at California	Ted Tollner	Billy Blanton	L, 37-42	14	0-14	1st, 8:59	1st, 8:25	21-21
	Oct. 7, 1995	at Utah*	Ted Tollner	Billy Blanton	W, 24-21	14	0-14	1st, 9:15	2nd, 10:49	17-14 and 24-21
	Sept. 5, 1992	vs. USC	Al Luginbill	David Lowery	T, 31-31	14	7-21	2nd, 1:58	3rd, 12:29	28-21 and 31-24
	Oct. 28, 1989	at UTEP*	Al Luginbill	Dan McGwire	W, 34-31	14	7-21	1st, 6:30	2nd, 14:07	24-21 and 34-21
	Sept. 6, 1986	vs. Long Beach State	Denny Stolz	Todd Santos	W, 27-24	14	0-14	2nd, 13:21	2nd, 8:51	20-17 and 27-24
27.	Oct. 26, 1985	vs. Oregon	Doug Scovil	Jim Plum	L, 37-49	14	14-28	2nd, 3:15	2nd, 0:27	31-28
	Nov. 26, 1977	at San José State	Claude Gilbert	Joe Davis	W, 37-34	14	10-24	2nd, 3:15	2nd, 0:33	37-34
30.	Sept. 29, 2012	at Fresno State*	Rocky Long	Ryan Katz	L, 40-52	13	21-34	2nd, 3:34	2nd, 1:17	40-36
	Sept. 23, 1989	vs. Cal State Fullerton	Al Luginbill	Dan McGwire	T, 41-41	13	7-20	2nd, 13:21	2nd, 11:09	34-23
	Oct. 22, 1971	vs. Utah State	Don Coryell	Brian Sipe	W, 36-20	13	7-20	3rd, 7:53	3rd, 7:05	36-20
32.	Nov. 15, 1997	at Fresno State	Ted Tollner	Spencer Brinton	W, 20-19	12	7-19	2nd, 5:22	3rd, 13:01	20-19
	Sept. 27, 1997	at (25/25) Air Force*	Ted Tollner	Kevin McKechnie	L, 18-24	12	0-12	3rd, 5:47	3rd, 2:58	18-18
	Oct. 20, 2012	at Nevada*	Rocky Long	Ryan Katz	ot-W, 39-38	11	6-17	3rd, 8:43	3rd, 3:39	39-38
	Nov. 23, 2002	at Air Force*	Tom Craft	Lon Sheriff	W, 38-34	11	10-21	3rd, 11:46	3rd, 8:53	31-27 and 38-34
	Oct. 3, 1998	at Tulsa*	Ted Tollner	Brian Russell	W, 24-14	11	3-14	3rd, 5:53	3rd, 3:31	24-14
	Oct. 26, 1991	at Utah*	Al Luginbill	David Lowery	W, 24-21	11	10-21	3rd, 0:41	4th, 12:19	24-21
	Oct. 6, 1990	at Wyoming*	Al Luginbill	Dan McGwire	L, 51-52	11	3-14	2nd, 11:07	2nd, 9:50	27-14
	Sept. 16, 1989	vs. (20) UCLA	Al Luginbill	Dan McGwire	L, 25-28	11	10-21	4th, 14:18	4th, 11:24	25-21
Nov. 6, 1982	at Hawai'i*	Doug Scovil	Mark McKay	W, 31-28	11	10-21	2nd, 0:16	3rd, 9:52	24-21 and 31-28	
	Nov. 29, 1969	vs. Long Beach State*	Don Coryell	David Shaw	W, 36-32	11	21-32	2nd, 4:14	4th, 13:59	36-32

# National Rankings



EIGHT STRAIGHT BOWL GAME APPEARANCES ▶ 21 CONFERENCE CHAMPIONSHIPS

## SDSU IN AP TOP 25 (DI ERA (SINCE 1969))

Rk.	Weeks	Last Time	W	L
1.				
2.				
3.				
4.				
5.				
6.				
7.				
8.				
9.				
10.				
11.				
12.				
13.	1	Nov. 3, 1975	0	1
14.	4	Nov. 16, 1970	3	1
15.				
16.	3	Jan. 3, 1978	1	0
17.	1	Oct. 19, 1970	0	0
18.	1	Oct. 27, 1975	1	0
19.	4	Oct. 8, 2017	2	2
20.	1	Oct. 28, 1974	0	1
21.	1	Sept. 22, 1992	0	1
22.	2	Sept. 17, 2017	1	0
23.	1	Sept. 15, 1992	0	0
24.	1	Sept. 25, 2016	0	1
25.	2	Jan. 10, 2017	0	1
<b>TOTALS</b>	<b>22</b>		<b>8</b>	<b>8</b>

## SDSU AS AP NATIONALLY RANKED TEAM (DI ERA (SINCE 1969))

Date*	AP	Opponent	Date^	Result
Oct. 19, 1970	17	idle		
Oct. 26, 1970	14	Fresno State*	O.31	W, 56-14
Nov. 2, 1970	14	at Pacific*	N.7	W, 14-13
Nov. 9, 1970	14	UC Santa Barbara*	N.14	W, 65-7
Nov. 16, 1970	14	Long Beach State*	N.20	L, 11-27
Oct. 28, 1974	20	at North Texas State	N.2	L, 9-14
Oct. 27, 1975	18	at Pacific*	N.1	W, 31-13
Nov. 3, 1975	13	Arizona	N.8	L, 24-31
Nov. 21, 1977	16	at San José State	N.26	W, 37-34
Nov. 28, 1977	16	idle		
<b>Jan. 3, 1978</b>	<b>16</b>	<b>FINAL</b>		
Sept. 15, 1992	23	idle		
Sept. 22, 1992	21	at (11) UCLA	S.26	L, 7-35
Nov. 7, 1995	25	Wyoming*	N.11	L, 31-34
Sept. 18, 2016	22	idle		
Sept. 25, 2016	19	at South Alabama	O.1	L, 24-42
Nov. 13, 2016	24	at Wyoming*	N.19	L, 33-34
<b>Jan. 10, 2017</b>	<b>25</b>	<b>FINAL</b>		
Sept. 17, 2017	22	at Air Force*	S.23	W, 28-24
Sept. 24, 2017	19	Northern Illinois	S.30	W, 34-28
Oct. 1, 2017	19	at UNLV*	O.7	W, 41-10
Oct. 8, 2017	19	Boise State*	O.14	L, 14-31

\* - indicates date of poll. ^ - Indicates date of game.

## SDSU RANKED IN FINAL POLL

Season	AP	USAT	UPI
1969	--		T-18
1972	--		20
1973	--		T-19
1977	16		T-19
1986	--	25	
2016	25	25	

## SDSU VS. AP TOP 25 (DI ERA (SINCE 1969))

Rk.	Games	Last Time	W	L
1.	3	Nov. 28, 1992	0	3
2.	2	Sept. 6, 2003	0	2
3.	4	Sept. 7, 2013	0	4
4.	3	Sept. 22, 1990	0	3
5.	1	Sept. 3, 1988	0	1
6.	1	Nov. 7, 2009	0	1
7.	2	Nov. 18, 1989	0	2
8.	1	Nov. 15, 2008	0	1
9.	2	Sept. 17, 2005	0	2
10.	2	Nov. 19, 2011	0	2
11.	2	Sept. 26, 1992	0	2
12.	4	Sept. 21, 1985	1	3
13.	2	Nov. 19, 1977	1	1
14.	1	Sept. 9, 1995	0	1
15.	2	Oct. 22, 2013	0	2
16.	4	Oct. 27, 2001	1	3
17.	4	Nov. 8, 2008	0	4
18.	2	Oct. 17, 2009	0	2
19.	4	Sept. 16, 2017	2	2
20.	7	Oct. 29, 2005	1	6
21.	5	Sept. 6, 2014	0	5
22.	2	Sept. 24, 2011	0	2
23.	5	Oct. 16, 2010	2	3
24.	2	Sept. 29, 2007	0	2
25.	3	Nov. 20, 2010	0	3
<b>TOTALS</b>	<b>70</b>		<b>8</b>	<b>62</b>

## SDSU VS. AP NATIONALLY-RANKED TEAM (DI ERA (SINCE 1969))

Date	AP	CO	Opponent	Result
Oct. 6, 1973	13		Houston	L, 9-14
Nov. 19, 1977	13		Florida State	W, 41-16
Sept. 16, 1978	19		at Iowa State	L, 13-14
Nov. 24, 1979	10		Brigham Young*	L, 14-63
Sept. 27, 1980	12		Missouri	L, 7-31
Oct. 10, 1981	12		Iowa State	W, 52-31
Oct. 2, 1982	1		at Washington	L, 25-46
Dec. 3, 1983	18		Air Force*	L, 7-38
Sept. 8, 1984	4		UCLA	L, 15-18
Sept. 24, 1984	12		at Oklahoma State	L, 16-19
Nov. 10, 1984	4		at Brigham Young*	L, 3-34
Sept. 21, 1985	12		at UCLA	L, 16-34
Oct. 12, 1985	11		at Brigham Young*	L, 0-28
Nov. 2, 1985	7		at Air Force*	L, 10-31
Sept. 20, 1986	19		UCLA	L, 14-45
Oct. 4, 1986	20		at Stanford	L, 10-17
Dec. 30, 1986	16		Iowa (Holiday)	L, 38-39
Sept. 5, 1987	3		at UCLA	L, 14-47
Sept. 3, 1988	5		at UCLA	L, 6-59
Oct. 1, 1988	20		Oregon	L, 13-43
Nov. 5, 1988	20		Brigham Young*	W, 27-15
Sept. 16, 1989	20		UCLA	L, 25-28
Oct. 7, 1989	20		at Hawaii*	L, 24-31
Nov. 18, 1989	7		at Miami (Fla.)	L, 6-42
Nov. 25, 1989	21		Brigham Young*	L, 27-48
Sept. 22, 1990	4		at Brigham Young*	L, 34-62
Dec. 1, 1990	2		Miami (Fla.)	L, 28-30
Nov. 30, 1991	1		at Miami (Fla.)	L, 12-39
Dec. 30, 1991	23		vs. Tulsa (Freedom)	L, 17-28
Sept. 26, 1992	11		at UCLA	L, 7-35
Nov. 14, 1992	23		Hawaii*	W, 52-28
Nov. 28, 1992	1		Miami (Fla.)	L, 17-63
Sept. 11, 1993	21		at California	L, 25-45
Nov. 10, 1994	23		at Brigham Young*	L, 28-35
Sept. 9, 1995	14	14	at Oklahoma	L, 22-38
Nov. 7, 1996	16	15	Wyoming*	W, 28-24
Sept. 13, 1997	3	3	at Washington	L, 3-36
Sept. 27, 1997	25	25	at Air Force*	L, 18-24
Nov. 22, 1997	25	22	Colorado State*	L, 17-38

Date	AP	CO	Opponent	Result
Sept. 5, 1998	20	20	Wisconsin	L, 14-26
Sept. 12, 1998	22	23	at USC	L, 6-35
Sept. 24, 1998	16	16	Arizona	L, 16-35
Sept. 18, 1999	17	17	at USC	L, 21-24
Nov. 6, 1999	15	13	Brigham Young*	L, 7-30
Oct. 28, 2000	24	--	Colorado State*	L, 22-34
Oct. 27, 2001	16	10	Brigham Young*	L, 21-59
Sept. 7, 2002	17	17	at Colorado	L, 14-34
Nov. 16, 2002	21	17	Colorado State*	L, 21-49
Sept. 6, 2003	2	2	at Ohio State	L, 13-16
Sept. 18, 2004	17	17	at Michigan	L, 21-24
Oct. 30, 2004	9	10	Utah*	L, 28-51
Sept. 17, 2005	9	9	at Ohio State	L, 6-27
Oct. 29, 2005	20	20	TCU*	L, 20-23
Sept. 29, 2007	24	--	Cincinnati	L, 23-52
Dec. 1, 2007	21	19	Brigham Young*	L, 27-48
Nov. 8, 2008	17	16	at Brigham Young*	L, 12-41
Nov. 15, 2008	8	7	Utah*	L, 14-63
Oct. 17, 2009	18	19	Brigham Young*	L, 28-38
Nov. 7, 2009	6	4	TCU*	L, 12-55
Nov. 21, 2009	23	23	at Utah*	L, 7-38
Oct. 16, 2010	23	23	Air Force*	W, 27-25
Nov. 13, 2010	3	3	at TCU*	L, 35-40
Nov. 20, 2010	25	24	Utah*	L, 34-38
Sept. 24, 2011	22	21	at Michigan	L, 7-28
Nov. 19, 2011	10	11	Boise State*	L, 35-52
Nov. 3, 2012	19	14	at Boise State*	W, 21-19
Sept. 7, 2013	3	2	at Ohio State	L, 7-42
Oct. 22, 2013	15	18	Fresno State*	ot-L, 28-35
Sept. 6, 2014	21	23	at North Carolina	L, 27-31
Sept. 16, 2017	19	19	Stanford	W, 20-17

## RECORD VS. AP TOP 25 BY COACH

Name	Gms.	W	L	Pct.	H	A	N
Don Coryell	0						
Claude Gilbert	5	1	4	.200	1-3	0-1	
Doug Scovill	9	1	8	.111	1-2	0-6	
Denny Stolz	7	1	6	.143	1-2	0-3	0-1
Al Luginbill	12	1	11	.083	1-4	0-6	0-1
Ted Tollner	13	1	12	.077	1-6	0-6	
Tom Craft	7	0	7	.000	0-3	0-4	
Chuck Long	4	0	4	.000	0-3	0-1	
Brady Hoke	6	1	5	.167	1-3	0-2	
<b>Rocky Long</b>	<b>7</b>	<b>2</b>	<b>5</b>	<b>.286</b>	<b>1-2</b>	<b>1-3</b>	
<b>TOTALS</b>	<b>70</b>	<b>8</b>	<b>62</b>	<b>.114</b>	<b>7-28</b>	<b>1-32</b>	<b>0-2</b>

## RECORD VS. AP TOP 25 BY DECADE

Years	Gms.	W	L	Pct.	H	A	N
1970-79	4	1	3	.250	1-2	0-1	
1980-89	21	2	19	.095	2-8	0-11	
1990-99	19	2	17	.118	2-5	0-10	0-2
2000-09	16	0	16	.000	0-10	0-6	
2010-present	10	3	7	.300	2-3	1-4	
<b>TOTALS</b>	<b>70</b>	<b>8</b>	<b>62</b>	<b>.114</b>	<b>7-28</b>	<b>1-32</b>	<b>0-2</b>

# Game Types

EIGHT STRAIGHT BOWL GAME APPEARANCES ► 21 CONFERENCE CHAMPIONSHIPS



## CONFERENCE OPENERS

Date	Opponent	Head Coach	Final
<b>SOUTHERN CALIFORNIA JUNIOR COLLEGE ERA (3-1)</b>			
Oct. 28, 1921	at Santa Ana J.C.	C.E. Peterson	L 0 - 26
Nov. 4, 1922	at Santa Ana J.C.	C.E. Peterson	W 50 - 0
Oct. 27, 1923	at Riverside J.C.	C.E. Peterson	W 39 - 3
Nov. 1, 1924	Riverside J.C.	C.E. Peterson	W 6 - 0
1925	independent		
<b>SOUTHERN CALIFORNIA INTERCOLLEGIATE ATHLETIC CONFERENCE ERA (6-5-2)</b>			
Oct. 2, 1926	at Pomona	C.E. Peterson	L 6 - 20
Oct. 8, 1927	at Redlands	C.E. Peterson	W 32 - 0
Oct. 13, 1928	Occidental	C.E. Peterson	L 7 - 20
Oct. 5, 1929	at Whittier	C.E. Peterson	L 7 - 13
Oct. 3, 1930	at Pomona	W.B. Herreid	W 6 - 0
Oct. 9, 1931	Occidental	W.B. Herreid	L 2 - 13
Sept. 23, 1932	Santa Barbara State (so)	W.B. Herreid	L 2 - 6
Oct. 6, 1933	at Whittier	W.B. Herreid	T 0 - 0
Oct. 13, 1934	Occidental	W.B. Herreid	W 20 - 7
Oct. 5, 1935	Santa Barbara State (so)	Leo Calland	T 7 - 7
Oct. 3, 1936	Occidental (so)	Leo Calland	W 7 - 0
Oct. 2, 1937	Occidental (so)	Leo Calland	W 3 - 0
Oct. 1, 1938	Occidental	Leo Calland	W 8 - 0
<b>CALIFORNIA COLLEGIATE ATHLETIC ASSOCIATION ERA (11-15-1)</b>			
Oct. 13, 1939	at San José State	Leo Calland	L 0 - 42
Oct. 11, 1940	at San José State	Leo Calland	L 0 - 10
Oct. 10, 1941	San José State	Leo Calland	L 0 - 20
Oct. 11, 1942	Fresno State	John Eubank	L 0 - 66
Oct. 6, 1945	Caltech	Bob Breitbart	L 20 - 32
Oct. 5, 1946	Cal Poly SLO	Bill Terry	L 13 - 21
Oct. 4, 1947	Cal Poly SLO	Bill Schutte	W 56 - 13
Oct. 9, 1948	Pacific	Bill Schutte	L 14 - 41
Nov. 5, 1949	at Fresno State	Bill Schutte	W 18 - 7
Oct. 14, 1950	Pepperdine	Bill Schutte	W 28 - 14
Oct. 6, 1951	Cal Poly SLO	Bill Schutte	W 32 - 13
Oct. 4, 1952	at Cal Poly SLO	Bill Schutte	L 18 - 20
Oct. 3, 1953	Cal Poly SLO	Bill Schutte	L 12 - 33
Oct. 2, 1954	at Cal Poly SLO	Bill Schutte	L 14 - 26
Oct. 1, 1955	Cal Poly SLO	Bill Schutte	L 6 - 12
Oct. 13, 1956	at Cal Poly SLO	Paul Governali	W 7 - 6
Sept. 21, 1957	Pacific	Paul Governali	L 6 - 32
Sept. 20, 1958	at UC Santa Barbara (so)	Paul Governali	L 0 - 25
Sept. 26, 1959	Cal State LA (so)	Paul Governali	L 3 - 21
Sept. 24, 1960	Cal State LA	Paul Governali	L 14 - 24
Sept. 23, 1961	at Cal State LA (so)	Don Coryell	T 13 - 13
Sept. 22, 1962	Cal State LA	Don Coryell	W 26 - 14
Oct. 5, 1963	Cal Poly SLO	Don Coryell	W 69 - 0
Oct. 3, 1964	at Cal Poly SLO	Don Coryell	W 59 - 7
Oct. 2, 1965	Cal Poly SLO	Don Coryell	W 41 - 0
Oct. 1, 1966	at Cal Poly SLO	Don Coryell	W 14 - 13
Sept. 30, 1967	Cal Poly SLO	Don Coryell	W 26 - 20
1968	independent		
<b>PACIFIC COAST ATHLETIC ASSOCIATION ERA (7-0)</b>			
Sept. 27, 1969	Cal State LA	Don Coryell	W 49 - 0
Sept. 26, 1970	Cal State LA	Don Coryell	W 35 - 0
Oct. 9, 1971	Pacific	Don Coryell	W 14 - 7
Oct. 7, 1972	San José State	Don Coryell	W 23 - 12
Oct. 20, 1973	at Pacific	Claude Gilbert	W 13 - 10
Oct. 12, 1974	at Fresno State	Claude Gilbert	W 24 - 21
Oct. 4, 1975	Cal State Fullerton	Claude Gilbert	W 59 - 14
1976	independent		
1977	independent		
<b>WESTERN ATHLETIC CONFERENCE ERA (10-11)</b>			
Sept. 23, 1978	at UTEP	Claude Gilbert	L 24 - 31
Oct. 6, 1979	at New Mexico	Claude Gilbert	W 35 - 7
Sept. 13, 1980	at Brigham Young (so)	Claude Gilbert	L 11 - 35
Sept. 12, 1981	at Colorado State (so)	Doug Scovill	W 30 - 14
Sept. 11, 1982	at Air Force	Doug Scovill	L 32 - 44
Sept. 17, 1983	at Utah	Doug Scovill	L 24 - 27
Sept. 1, 1984	at Air Force	Doug Scovill	L 16 - 34
Sept. 28, 1985	Colorado State	Doug Scovill	W 48 - 23
Sept. 13, 1986	at Utah	Denny Stolz	W 37 - 30
Sept. 12, 1987	Utah	Denny Stolz	W 52 - 34
Sept. 11, 1988	Air Force	Denny Stolz	W 39 - 36
Sept. 2, 1989	at Air Force (so)	Al Luginbill	L 36 - 52
Sept. 22, 1990	at (4) Brigham Young	Al Luginbill	L 34 - 62
Sept. 21, 1991	at Air Force	Al Luginbill	L 20 - 21
Sept. 10, 1982	at Brigham Young	Al Luginbill	W 45 - 38

Sept. 18, 1993	at Air Force	Al Luginbill	W 38 - 31
Sept. 24, 1994	at Colorado State	Ted Tollner	L 17 - 19
Sept. 16, 1995	at Brigham Young	Ted Tollner	L 19 - 31
Oct. 11, 1996	Hawai'i	Ted Tollner	W 56 - 8
Sept. 27, 1997	at (25/25) Air Force	Ted Tollner	ot-L 18 - 24
Oct. 3, 1998	at Tulsa	Ted Tollner	W 24 - 14
<b>MOUNTAIN WEST ERA (9-10; won five straight)</b>			
Oct. 2, 1999	Air Force	Ted Tollner	L 22 - 23
Oct. 7, 2000	at Wyoming	Ted Tollner	W 34 - 0
Sept. 22, 2001	at Colorado State	Ted Tollner	W 14 - 7
Oct. 12, 2002	Utah	Tom Craft	W 36 - 17
Oct. 4, 2003	Brigham Young	Tom Craft	L 36 - 44
Oct. 9, 2004	at Wyoming	Tom Craft	L 10 - 20
Sept. 10, 2005	at Air Force	Tom Craft	L 29 - 41
Sept. 23, 2006	Utah	Chuck Long	L 7 - 38
Oct. 6, 2007	at Colorado State	Chuck Long	W 24 - 20
Oct. 4, 2008	at TCU	Chuck Long	L 7 - 41
Sept. 26, 2009	at Air Force	Brady Hoke	L 14 - 26
Oct. 9, 2010	at Brigham Young	Brady Hoke	L 21 - 24
Oct. 8, 2011	TCU	Rocky Long	L 14 - 27
Sept. 29, 2012	at Fresno State	Rocky Long	L 40 - 52
Oct. 4, 2013	Nevada	Rocky Long	ot-W 51 - 44
Sept. 27, 2014	UNLV	Rocky Long	W 34 - 17
Oct. 3, 2015	Fresno State	Rocky Long	W 21 - 7
Oct. 8, 2016	UNLV	Rocky Long	W 26 - 7
Sept. 30, 2017	at Air Force	Rocky Long	W 28 - 24

## CONFERENCE HOME OPENERS

Date	Opponent	Head Coach	Final
<b>SOUTHERN CALIFORNIA JUNIOR COLLEGE ERA (4-0)</b>			
Nov. 21, 1921	Chaffrey J.C.	C.E. Peterson	W 14 - 0
Nov. 24, 1922	Riverside J.C.	C.E. Peterson	W 20 - 6
Nov. 12, 1923	Santa Ana J.C.	C.E. Peterson	W 26 - 6
Nov. 1, 1924	Riverside J.C.	C.E. Peterson	W 6 - 0
1925	independent		
<b>SOUTHERN CALIFORNIA INTERCOLLEGIATE ATHLETIC CONFERENCE ERA (7-5-1)</b>			
Oct. 16, 1926	Redlands	C.E. Peterson	W 14 - 9
Oct. 15, 1927	Caltech	C.E. Peterson	L 13 - 17
Oct. 13, 1928	Occidental	C.E. Peterson	L 7 - 20
Nov. 2, 1929	Occidental	C.E. Peterson	L 0 - 20
Oct. 25, 1930	La Verne	W.B. Herreid	W 14 - 6
Oct. 9, 1931	Occidental	W.B. Herreid	L 2 - 13
Sept. 23, 1932	Santa Barbara State (so)	W.B. Herreid	L 2 - 6
Oct. 14, 1933	Pomona	W.B. Herreid	W 10 - 0
Oct. 13, 1934	Occidental	W.B. Herreid	W 20 - 7
Oct. 5, 1935	Santa Barbara State (so)	Leo Calland	T 7 - 7
Oct. 3, 1936	Occidental (so)	Leo Calland	W 7 - 0
Oct. 2, 1937	Occidental (so)	Leo Calland	W 3 - 0
Oct. 1, 1938	Occidental	Leo Calland	W 8 - 0
<b>CALIFORNIA COLLEGIATE ATHLETIC ASSOCIATION ERA (12-14-1)</b>			
Nov. 25, 1939	Santa Barbara State	Leo Calland	L 0 - 19
Oct. 25, 1940	Fresno State	Leo Calland	T 0 - 0
Oct. 10, 1941	San José State	Leo Calland	L 0 - 20
Oct. 11, 1942	Fresno State	John Eubank	L 0 - 66
Oct. 6, 1945	Caltech	Bob Breitbart	L 20 - 32
Oct. 5, 1946	Cal Poly SLO	Bill Terry	L 13 - 21
Oct. 4, 1947	Cal Poly SLO	Bill Schutte	W 56 - 13
Oct. 9, 1948	Pacific	Bill Schutte	L 14 - 41
Nov. 12, 1949	San José State	Bill Schutte	L 0 - 40
Oct. 14, 1950	Pepperdine	Bill Schutte	W 28 - 14
Oct. 6, 1951	Cal Poly SLO	Bill Schutte	W 32 - 13
Oct. 11, 1952	Pepperdine	Bill Schutte	W 33 - 13
Oct. 3, 1953	Cal Poly SLO	Bill Schutte	L 12 - 33
Oct. 23, 1954	Cal State LA	Bill Schutte	W 38 - 0
Oct. 1, 1955	Cal Poly SLO	Bill Schutte	L 6 - 12
Nov. 17, 1956	Fresno State	Paul Governali	L 7 - 50
Sept. 21, 1957	Pacific	Paul Governali	L 6 - 32
Oct. 18, 1958	Cal State LA	Paul Governali	W 7 - 0
Sept. 26, 1959	Cal State LA (so)	Paul Governali	L 3 - 21
Sept. 24, 1960	Cal State LA	Paul Governali	L 14 - 24
Sept. 30, 1961	Cal Poly SLO	Don Coryell	W 9 - 6
Sept. 22, 1962	Cal State LA	Don Coryell	W 26 - 14
Oct. 5, 1963	Cal Poly SLO	Don Coryell	W 69 - 0
Oct. 17, 1964	Cal State LA	Don Coryell	L 0 - 7
Oct. 2, 1965	Cal Poly SLO	Don Coryell	W 41 - 0
Oct. 29, 1966	Fresno State	Don Coryell	W 34 - 13
Sept. 30, 1967	Cal Poly SLO	Don Coryell	W 26 - 20

RECORDS ► GAME TYPES

AZTEC FOOTBALL MEDIA GUIDE

# Game Types



EIGHT STRAIGHT BOWL GAME APPEARANCES ► 21 CONFERENCE CHAMPIONSHIPS

GAME TYPES ◀ HISTORY

1968	independent			
<b>PACIFIC COAST ATHLETIC ASSOCIATION ERA (7-0)</b>				
Sept. 27, 1969	Cal State LA	Don Coryell	W	49 - 0
Sept. 26, 1970	Cal State LA	Don Coryell	W	35 - 0
Oct. 9, 1971	Pacific	Don Coryell	W	14 - 7
Oct. 7, 1972	San José State	Don Coryell	W	23 - 12
Nov. 10, 1973	Long Beach State	Claude Gilbert	W	17 - 2
Oct. 19, 1974	San José State	Claude Gilbert	W	40 - 14
Oct. 4, 1975	Cal State Fullerton	Claude Gilbert	W	59 - 14
1976	independent			
1977	independent			
<b>WESTERN ATHLETIC CONFERENCE ERA (15-6)</b>				
Oct. 14, 1978	Colorado State	Claude Gilbert	W	34 - 31
Nov. 3, 1979	Wyoming	Claude Gilbert	W	31 - 21
Oct. 18, 1980	Colorado State	Claude Gilbert	L	7 - 26
Oct. 17, 1981	Brigham Young	Doug Scovil	L	7 - 27
Oct. 16, 1982	New Mexico	Doug Scovil	L	17 - 22
Oct. 22, 1983	Brigham Young	Doug Scovil	L	12 - 47
Sept. 15, 1984	UTEP	Doug Scovil	W	51 - 2
Sept. 28, 1985	Colorado State	Doug Scovil	W	48 - 23
Nov. 15, 1986	Wyoming	Denny Stolz	W	31 - 24
Sept. 12, 1987	Utah	Denny Stolz	W	52 - 34
Sept. 11, 1988	Air Force	Denny Stolz	W	39 - 36
Nov. 4, 1989	New Mexico	Al Luginbill	W	45 - 28
Sept. 29, 1990	Air Force	Al Luginbill	W	48 - 18
Oct. 12, 1991	New Mexico	Al Luginbill	W	38 - 24
Oct. 17, 1992	UTEP	Al Luginbill	W	49 - 27
Oct. 16, 1993	Colorado State	Al Luginbill	W	30 - 3
Oct. 1, 1994	Air Force	Ted Tollner	L	35 - 36
Oct. 14, 1995	Fresno State	Ted Tollner	W	48 - 24
Oct. 11, 1996	Hawai'i	Ted Tollner	W	56 - 8
Oct. 11, 1997	New Mexico	Ted Tollner	L	21 - 36
Oct. 9, 1998	Hawai'i	Ted Tollner	W	35 - 13
<b>MOUNTAIN WEST ERA (8-11; won five of last six)</b>				
Oct. 2, 1999	Air Force	Ted Tollner	L	22 - 23
Oct. 14, 2000	Utah	Ted Tollner	L	7 - 21
Sept. 29, 2001	Air Force	Ted Tollner	L	21 - 45
Oct. 12, 2002	Utah	Tom Craft	W	36 - 17
Oct. 4, 2003	Brigham Young	Tom Craft	L	36 - 44
Oct. 16, 2004	Colorado State	Tom Craft	L	17 - 21
Oct. 1, 2005	Brigham Young	Tom Craft	W	31 - 10
Sept. 23, 2006	Utah	Chuck Long	L	7 - 38
Oct. 20, 2007	New Mexico	Chuck Long	L	17 - 20
Oct. 11, 2008	Air Force	Chuck Long	L	10 - 35
Oct. 17, 2009	(18/19) Brigham Young	Brady Hoke	L	28 - 38
Oct. 16, 2010	(23/23) Air Force	Brady Hoke	W	27 - 25
Oct. 8, 2011	TCU	Rocky Long	L	14 - 27
Oct. 6, 2012	Hawai'i	Rocky Long	W	52 - 14
Oct. 4, 2013	Nevada	Rocky Long	ot-W	51 - 44
Sept. 27, 2014	UNLV	Rocky Long	W	34 - 17
Oct. 3, 2015	Fresno State	Rocky Long	W	21 - 7
Oct. 8, 2016	UNLV	Rocky Long	W	26 - 7
Oct. 14, 2017	Boise State	Rocky Long	L	14 - 31

Nov. 23, 1996	Fresno State*	Ted Tollner	W	31 - 21
Nov. 8, 1997	San José State*	Ted Tollner	W	48 - 21
Oct. 24, 1998	Utah*	Ted Tollner	ot-W	21 - 20
<b>MOUNTAIN WEST ERA (7-12; won three of last four)</b>				
Oct. 9, 1999	New Mexico*	Ted Tollner	L	21 - 24
Oct. 28, 2000	(24/-) Colorado State*	Ted Tollner	L	22 - 34
Oct. 6, 2001	Eastern Illinois	Tom Craft	W	40 - 7
Oct. 26, 2002	UNLV*	Tom Craft	W	31 - 21
Oct. 18, 2003	New Mexico*	Tom Craft	L	7 - 30
Oct. 30, 2004	(9/10) Utah*	Tom Craft	L	28 - 51
Oct. 29, 2005	(20/20) TCU*	Tom Craft	L	20 - 23
Oct. 28, 2006	Cal Poly	Chuck Long	L	14 - 16
Oct. 20, 2007	New Mexico*	Chuck Long	L	17 - 20
Oct. 25, 2008	Colorado State*	Chuck Long	L	34 - 38
Oct. 17, 2009	(18/19) Brigham Young*	Brady Hoke	L	28 - 38
Oct. 16, 2010	(23/23) Air Force*	Brady Hoke	W	27 - 25
Oct. 8, 2011	TCU*	Rocky Long	L	14 - 27
Oct. 13, 2012	Colorado State*	Rocky Long	W	38 - 14
Oct. 26, 2013	Fresno State*	Rocky Long	ot-L	28 - 35
Nov. 8, 2014	Idaho	Rocky Long	W	35 - 21
Nov. 14, 2015	Wyoming*	Rocky Long	W	38 - 3
Nov. 5, 2016	Hawai'i*	Rocky Long	W	55 - 0
Oct. 21, 2017	Fresno State*	Rocky Long	L	3 - 27

## KGB SKYSHOW (11-3; won four straight)

Date	Opponent	Head Coach	Final
Sept. 4, 2004	Idaho State (so)	Tom Craft	W 38 - 21
Sept. 24, 2005	San José State*	Tom Craft	W 52 - 21
Sept. 23, 2006	Utah*	Chuck Long	L 7 - 38
Sept. 22, 2007	Portland State	Chuck Long	W 52 - 17
Oct. 11, 2008	Air Force*	Chuck Long	L 10 - 35
Sept. 12, 2009	Southern Utah	Brady Hoke	W 35 - 19
Sept. 25, 2010	Utah State	Brady Hoke	W 41 - 7
Sept. 17, 2011	Washington State	Rocky Long	W 42 - 24
Oct. 6, 2012	Hawai'i*	Rocky Long	W 52 - 14
Aug. 31, 2013	Eastern Illinois (so)	Rocky Long	L 19 - 40
Nov. 8, 2014	Idaho	Rocky Long	W 35 - 21
Sept. 5, 2015	San Diego (so)	Rocky Long	W 37 - 3
Sept. 3, 2016	New Hampshire (so)	Rocky Long	W 31 - 0
Sept. 2, 2017	UC Davis (so)	Rocky Long	W 38 - 17

SO - season opener. (##) opponent national rank.

## RECENT HOMECOMING RESULTS

Date	Opponent	Head Coach	Final
Nov. 6, 1976	San José State	Claude Gilbert	W 30 - 17
Oct. 29, 1977	Tulsa	Claude Gilbert	W 41 - 7
<b>WESTERN ATHLETIC CONFERENCE ERA (14-7)</b>			
Nov. 4, 1978	Colorado State	Claude Gilbert	W 34 - 31
Nov. 3, 1979	Wyoming*	Claude Gilbert	W 31 - 21
Nov. 1, 1980	Oklahoma State	Claude Gilbert	L 6 - 15
Nov. 7, 1981	Wyoming*	Doug Scovil	L 13 - 24
Oct. 23, 1982	Long Beach State	Doug Scovil	W 51 - 17
Nov. 12, 1983	Wyoming*	Doug Scovil	L 21 - 33
Oct. 20, 1984	Colorado State*	Doug Scovil	W 41 - 24
Oct. 19, 1985	Utah*	Doug Scovil	L 37 - 39
Oct. 25, 1986	Air Force*	Denny Stolz	L 10 - 22
Oct. 24, 1987	Long Beach State	Denny Stolz	W 52 - 42
Oct. 15, 1988	Hawai'i	Denny Stolz	L 30 - 32
Oct. 21, 1989	Pacific	Al Luginbill	W 35 - 7
Nov. 3, 1990	Utah*	Al Luginbill	W 66 - 14
Nov. 2, 1991	Wyoming*	Al Luginbill	W 24 - 22
Oct. 17, 1992	UTEP*	Al Luginbill	W 49 - 27
Oct. 23, 1993	New Mexico*	Al Luginbill	W 20 - 17
Oct. 8, 1994	Utah*	Ted Tollner	L 22 - 38
Oct. 21, 1995	San José State	Ted Tollner	W 49 - 20

AZTEC FOOTBALL MEDIA GUIDE

# Starting Quarterback Debuts



EIGHT STRAIGHT BOWL GAME APPEARANCES ► 21 CONFERENCE CHAMPIONSHIPS

Below is a list of all San Diego State players that have started at quarterback during the Division I era and their stats recorded in their first San Diego State start. Note that Dennis Shaw started SDSU's first Division I game but had previously started for the Aztecs prior to that game.

Date	Quarterback	Class	First Opponent	Result	Prior to First Start		Passing					Rushing			SDSU Record in Starts				
					GP	Att.	A	C	I	Yds.	TD	Eff.	Att.	Yds.	TD	W	L	T	Pct.
Dennis Shaw																			
S.12.70	Brian Sipe	Jr.	at Northern Illinois+	W, 35-3	8	82	23	15	1	196	2	156.80	5	-30	0	15	7	0	.682
S.28.72	Bill Donckers	Sr.	Oregon State+	W, 17-8	6	33	11	7	1	138	1	180.84	5	10	0	10	1	0	.909
S.22.73	Jesse Freitas <sup>4</sup>	Sr.	at Utah State+	W, 35-7	11	156	12	6	0	106	1	151.70	6	24	0	9	1	1	.864
S.14.74	Craig Penrose <sup>3</sup>	Jr.	at Arizona+	L, 10-17	0	0	24	11	2	114	0	69.07	3	-1	0	14	5	1	.725
S.21.74	Kevin Sneed	Jr.	Tampa	W, 28-25	1	16	22	11	3	281	2	184.11	11	27	0	2	0	0	1.000
S.12.76	Joe Davis	Jr.	Arkansas State+	W, 24-14	0	0	14	10	2	96	1	124.03	7	-48	0	13	1	0	.929
O.2.76	Pete Tereschuk	Sr.	Brigham Young*	L, 0-8	7	52	26	17	3	143	0	88.51	7	-28	0	1	1	0	.500
O.23.76	Tom Craft	Sr.	Cal State Fullerton	W, 27-14	10	29	20	16	0	116	1	145.22	5	7	0	6	0	0	1.000
S.16.78	Mark Halda	So.	at (19) Iowa State+	L, 13-14	4	34	43	24	0	268	1	115.84	2	3	0	8	12	0	.400
O.27.79	Chris Schaefer	Sr.	at Utah*	W, 17-13	9	38	12	7	3	156	1	145.03	4	17	0	4	0	0	1.000
S.20.80	Matt Kofler	Jr.	at Air Force*	W, 13-10	1	15	29	19	0	192	1	132.51	12	24	0	10	10	0	.500
N.1.80	Rick Hansen	So.	Oklahoma State	L, 6-15	3	25	20	8	2	45	0	38.90	4	6	0	3	3	0	.500
O.9.82	Mark McKay <sup>2</sup>	Jr.	at Wyoming*	W, 24-21	3	40	15	9	0	98	1	136.88	10	-9	0	6	12	1	.342
S.1.84	Todd Santos	R-Fr.	at Air Force*+	L, 16-34	0	0	29	13	3	154	1	80.12	4	-10	0	22	22	1	.500
O.13.84	Jim Plum	So.	Utah*	T, 24-24	13	108	15	6	1	37	0	47.39	2	4	0	0	2	1	.167
S.3.88	Brad Platt	Jr.	at (5) UCLA+	L, 6-59	0	0	31	16	0	197	0	104.99	8	-33	0	1	6	0	.143
O.29.88	Scott Barrick	So.	at Utah*	L, 20-41	2	23	34	21	2	248	1	120.98	4	-5	0	2	2	0	.500
S.2.89	Dan McGwire <sup>1</sup>	Jr.	at Air Force*+	L, 36-52	7	84	46	30	2	361	2	136.79	3	-5	0	12	10	1	.543
S.8.91	Cree Morris	So.	Long Beach State+	W, 49-13	6	36	25	13	0	214	1	137.10	4	-19	0	2	2	0	.500
O.5.91	David Lowery	So.	at Hawai'i*	W, 47-21	6	34	25	14	0	273	0	147.73	7	25	0	13	9	2	.583
S.25.93	Tim Gutierrez	Jr.	Minnesota	W, 48-17	5	41	48	32	0	375	4	159.79	2	-5	0	6	8	0	.429
O.15.94	Billy Blanton	So.	at New Mexico*	W, 20-13	8	42	24	14	0	193	1	139.63	8	-12	0	18	10	0	.643
S.5.97	Kevin McKechnie	Sr.	Navy+	W, 45-31	10	33	20	16	1	371	4	291.82	6	15	1	1	5		.167
O.18.97	Mike Smith	Jr.	UNLV*	W, 20-17	1	1	7	2	0	29	0	63.37	3	-13	1	1	0		1.000
O.25.97	Spencer Brinton	T-Fr.	at Hawai'i*	W, 10-3	1	16	30	13	0	173	1	102.77	3	-15	0	2	4		.333
S.24.98	Brian Russell	So.	Arizona	L, 16-35	1	4	32	12	3	167	1	72.90	6	36	0	8	4		.667
S.18.99	Jack Hawley	Jr.	at (17) USC	L, 21-24	2	34	32	16	4	170	1	79.94	11	39	0	4	7		.364
S.16.00	Lon Sheriff	So.	at Arizona	L, 3-17	5	29	29	15	1	124	0	80.74	6	-20	0	7	14		.333
O.13.01	Adam Hall	So.	at UNLV*	L, 3-31	3	18	15	7	0	70	0	85.87	4	-20	0	6	13		.316
S.9.03	Matt Dlugolecki	So.	at (2) Ohio State	L, 13-16	1	19	39	23	2	189	1	97.89	4	-19	0	5	6		.455
O.22.04	Kevin O'Connell	R-Fr.	at New Mexico*	L, 9-19	6	57	32	16	2	165	1	91.12	13	-13	0	12	21		.364
S.16.06	Darren Mougey	So.	at Wisconsin	L, 0-14	7	42	27	15	0	102	0	87.29	11	-12	0	0	3		.000
O.7.06	Kevin Craft	R-Fr.	at Brigham Young*	L, 17-47	2	8	32	20	1	216	0	112.95	5	2	0	2	3		.400
A.30.08	Ryan Lindley	R-Fr.	Cal Poly+	L, 27-29	0	0	45	27	2	352	3	138.82	6	-16	0	23	26		.469
O.11.08	Drew Westling	Jr.	Air Force*	L, 10-35	5	20	35	18	2	128	0	70.72	10	-10	1	0	1		.000
S.1.12	Ryan Katz <sup>5</sup>	Sr.	at Washington	L, 12-21	18	407	19	10	1	128	1	116.06	16	77	0	5	3		.625
O.27.12	Adam Dingwell	So.	UNLV*	W, 24-13	11	30	26	13	1	231	2	142.32	6	14	0	4	3		.571
S.21.13	Quinn Kaehler	Jr.	Oregon State	L, 7-28	1	36	25	16	2	251	2	158.74	5	-39	0	12	10		.545
O.3.14	Nick Bawden	T-Fr.	at Fresno State*	L, 13-24	2	0	24	9	2	84	1	64.17	8	36	0	1	1		.500
A.30.15	Maxwell Smith <sup>6</sup>	Sr.	San Diego+	W, 37-3	21	486	21	9	1	100	0	73.33	3	23	0	9	3		.750
D.5.15	Christian Chapman	R-Fr.	Air Force <sup>A</sup>	W, 27-24	3	24	14	9	0	203	1	189.02	6	32	0	23	6		.793

\* - indicates conference game. + - indicates season-opening game. ^ - Mountain West championship game.

<sup>1</sup> - McGwire's first career San Diego State start. He started two games as a sophomore at the Univ. of Iowa and had 84 career pass attempts at Iowa. His games played and attempts prior to his first SDSU start include his Iowa numbers.

<sup>2</sup> - McKay played at the Univ. of Georgia during the 1980 season. His stats are not available from that season and hence are not included in his numbers prior to the first start above.

<sup>3</sup> - Penrose played at the Univ. of Colorado prior to attending SDSU. His stats are not available from that season and hence are not included in his numbers prior to the first start above.

<sup>4</sup> - Freitas played at Stanford Univ. prior to attending SDSU. His stats are not available from that season and hence are not included in his numbers prior to the first start above.

<sup>5</sup> - Westling played at the Univ. of Tulsa in three games as a redshirt freshman in 2006. Those three games and one pass attempt are included above.

<sup>6</sup> - Katz played at Oregon State Univ. and started 14 games in 2010-11. Those stats are included in his numbers above.

<sup>6</sup> - Smith played at the Univ. of Kentucky and started 11 games (three in 2011, four in 2012 and four in 2013). Those stats are included in his numbers above.

# Year-By-Year Records



EIGHT STRAIGHT BOWL GAME APPEARANCES ► 21 CONFERENCE CHAMPIONSHIPS

## SOUTHERN CALIFORNIA JUNIOR COLLEGE CONFERENCE

Year	Overall				Conference			Finish	Bowl Game	Head Coach			
	W	L	T	Pct.	W	L	T				Pct.		
1921	4	6	0	.400	1	3	0	.250	4th	C.E. Peterson			
1922	6	4	0	.600	4	0	0	1.000	1st	C.E. Peterson			
1923	8	2	0	.800	2	0	0	1.000	1st	C.E. Peterson			
1924	7	1	2	.800	3	0	0	1.000	1st	C.E. Peterson			
Southern California Junior College Conference Era (4 seasons)													
25				13	2	.650		10	3	0	.769	3 SCJCC Titles	

## INDEPENDENT

1925	5	3	1	.688	Independent	C.E. Peterson
------	---	---	---	------	-------------	---------------

## SOUTHERN CALIFORNIA INTERCOLLEGIATE ATHLETIC CONFERENCE

Year	Overall				Conference			Finish	Bowl Game	Head Coach			
	W	L	T	Pct.	W	L	T				Pct.		
1926	3	4	1	.438	1	3	1	.300	7th	C.E. Peterson			
1927	4	3	0	.571	2	3	0	.400	T-5th	C.E. Peterson			
1928	3	3	0	.500	2	3	0	.400	5th	C.E. Peterson			
1929	3	5	0	.375	1	5	0	.167	6th	C.E. Peterson			
1930	5	4	0	.555	3	3	0	.500	3rd	W. Herreid			
1931	5	3	2	.600	2	2	1	.500	T-4th	W. Herreid			
1932	3	5	1	.388	2	4	1	.357	5th	W. Herreid			
1933	4	4	1	.500	4	2	1	.643	4th	W. Herreid			
1934	3	5	1	.389	2	1	1	.700	2nd	W. Herreid			
1935	3	4	1	.438	2	2	1	.500	T-3rd	Leo Calland			
1936	6	1	1	.813	5	0	0	1.000	1st	Leo Calland			
1937	7	1	0	.875	4	1	0	.800	1st	Leo Calland			
1938	5	2	1	.688	3	2	1	.583	3rd	Leo Calland			
Southern California Intercollegiate Athletic Conference Era (13 seasons)													
54				44	9	.547		33	31	7	.514	2 SCIAC Titles	

## CALIFORNIA COLLEGIATE ATHLETIC ASSOCIATION

Year	Overall				Conference			Finish	Bowl Game	Head Coach			
	W	L	T	Pct.	W	L	T				Pct.		
1939	2	7	0	.222	0	2	0	.000	4th	Leo Calland			
1940	5	3	1	.611	1	1	1	.500	T-2nd	Leo Calland			
1941	6	4	0	.600	0	3	0	.000	4th	Leo Calland			
1942	0	6	1	.071	0	2	0	.000		Jon Eubank			
1943	World War II - No Team												
1944	World War II - No Team												
1945	2	5	0	.286	1	1	0	.500		Bob Breitbard			
1946	6	4	0	.600	2	3	0	.400	5th	Bill Terry			
1947	7	3	1	.750	2	2	1	.500	4th	Bill Schutte			
1948	4	7	0	.364	1	4	0	.200	T-5th	Harbor (L) Bill Schutte			
1949	6	3	0	.666	3	1	0	.750	2nd	Bill Schutte			
1950	5	3	1	.611	3	0	1	.875	1st	Bill Schutte			
1951	10	0	1	.955	4	0	0	1.000	1st	Pineapple (W) Bill Schutte			
1952	4	5	0	.444	2	2	0	.500	3rd	Bill Schutte			
1953	5	3	1	.611	3	1	1	.700	2nd	Bill Schutte			
1954	5	4	0	.555	2	2	0	.500	2nd	Bill Schutte			
1955	2	8	0	.200	1	1	0	.500		Bill Schutte			
1956	4	3	2	.555	2	1	0	.667	T-2nd	Paul Governali			
1957	2	7	0	.222	0	2	0	.000	5th	Paul Governali			
1958	3	5	0	.375	2	3	0	.400	4th	Paul Governali			
1959	1	6	1	.188	0	5	0	.000	6th	Paul Governali			
1960	1	6	1	.188	0	5	0	.000	6th	Paul Governali			
1961	7	2	1	.700	2	2	1	.500	4th	Don Coryell			
1962	8	2	0	.800	6	0	0	1.000	1st	Don Coryell			
1963	7	2	0	.778	4	1	0	.800	T-1st	Don Coryell			
1964	8	2	0	.800	4	1	0	.800	2nd	Don Coryell			
1965	8	2	0	.800	3	2	0	.600	3rd	Don Coryell			
1966	11	0	0	1.000	5	0	0	1.000	1st	Camellia (W) Don Coryell			
1967	10	1	0	.909	5	0	0	1.000	1st	Camellia (W) Don Coryell			
California Collegiate Athletic Association Era (27 seasons)													
139				103	11	.571		58	47	5	.550	6 CCAA Titles / 4 Bowl Gms.	

## INDEPENDENT

1968	9	0	1	.818	Independent	Don Coryell
------	---	---	---	------	-------------	-------------

## PACIFIC COAST ATHLETIC ASSOCIATION

Year	Overall				Conference			Finish	Bowl Game	Head Coach			
	W	L	T	Pct.	W	L	T				Pct.		
1969	11	0	0	1.000	6	0	0	1.000	1st	Pasadena (W) Don Coryell			
1970	9	2	0	.818	5	1	0	.833	T-1st	Don Coryell			
1971	6	5	0	.545	2	3	0	.400	T-4th	Don Coryell			
1972	10	1	0	.909	4	0	0	1.000	1st	Don Coryell			
1973	9	1	1	.864	3	0	1	.875	1st	Claude Gilbert			
1974	8	2	1	.733	4	0	0	1.000	1st	Claude Gilbert			
1975	8	3	0	.727	3	2	0	.600	3rd	Claude Gilbert			
Pacific Coast Athletic Association Era (7 seasons)													
61				14	2	.805		87	70	4	.553	5 PCAA Titles / 1 Bowl Game	

## INDEPENDENT

1976	10	1	0	.909	Independent	Claude Gilbert					
1977	10	1	0	.909	Independent	Claude Gilbert					
Independent Era (2 seasons)											
20				2	0	.909					

## WESTERN ATHLETIC CONFERENCE

Year	Overall				Conference			Finish	Bowl Game	Head Coach			
	W	L	T	Pct.	W	L	T				Pct.		
1978	4	7	0	.364	2	4	0	.333	6th	Claude Gilbert			
1979	8	3	0	.727	4	2	0	.666	T-2nd	Claude Gilbert			
1980	4	8	0	.333	4	4	0	.500	4th	Claude Gilbert			
1981	6	5	0	.545	3	5	0	.375	6th	Doug Scovil			
1982	7	5	0	.583	4	3	0	.571	T-3rd	Doug Scovil			
1983	2	9	1	.208	1	6	1	.187	8th	Doug Scovil			
1984	4	7	1	.375	4	3	1	.562	T-4th	Doug Scovil			
1985	5	6	1	.458	3	4	1	.438	6th	Doug Scovil			
1986	8	4	0	.750	7	1	0	.875	1st	Holiday (L) Denny Stolz			
1987	5	7	0	.417	4	4	0	.500	5th	Denny Stolz			
1988	3	8	0	.273	3	5	0	.375	T-6th	Denny Stolz			
1989	6	5	1	.542	4	3	0	.571	T-5th	Al Luginbill			
1990	6	5	0	.545	5	2	0	.714	3rd	Al Luginbill			
1991	8	4	1	.654	6	1	1	.813	2nd	Freedom (L) Al Luginbill			
1992	5	5	1	.500	5	3	0	.625	4th	Al Luginbill			
1993	6	6	0	.500	4	4	0	.500	T-6th	Al Luginbill			
1994	4	7	0	.364	2	6	0	.250	8th	Ted Tollner			
1995	8	4	0	.667	5	3	0	.625	5th	Ted Tollner			
1996	8	3	0	.727	6	2	0	.750	Pac/T-2nd	Ted Tollner			
1997	5	7	0	.416	4	4	0	.500	Pac/T-4th	Ted Tollner			
1998	7	5	0	.583	7	1	0	.875	Pac/T-1st	Las Vegas (L) Ted Tollner			
Western Athletic Conference Era (21 seasons)													
119				120	6	.498		87	70	4	.553	2 WAC Titles / 3 Bowl Games	

## MOUNTAIN WEST

Year	Overall				Conference			Finish	Bowl Game	Head Coach			
	W	L	T	Pct.	W	L	T				Pct.		
1999	5	6	0	.455	3	4	0	.429	T-5th	Ted Tollner			
2000	3	8	0	.272	3	4	0	.429	T-5th	Ted Tollner			
2001	3	8	0	.272	2	5	0	.286	7th	Ted Tollner			
2002	4	9	0	.307	4	3	0	.571	T-3rd	Tom Craft			
2003	6	6	0	.500	3	4	0	.429	T-4th	Tom Craft			
2004	4	7	0	.363	2	5	0	.286	7th	Tom Craft			
2005	5	7	0	.417	4	4	0	.500	T-4th	Tom Craft			
2006	3	9	0	.250	3	5	0	.375	T-6th	Chuck Long			
2007	4	8	0	.333	3	5	0	.375	6th	Chuck Long			
2008	2	10	0	.167	1	7	0	.125	T-8th	Chuck Long			
2009	4	8	0	.333	2	6	0	.250	7th	Brady Hoke			
2010	9	4	0	.692	5	3	0	.625	T-3rd	Poinsettia (W) Brady Hoke			
2011	8	5	0	.615	4	3	0	.571	4th	New Orleans (L) Rocky Long			
2012	9	4	0	.692	7	1	0	.875	T-1st	Poinsettia (L) Rocky Long			
2013	8	5	0	.615	6	2	0	.750	West/2nd	Potato (W) Rocky Long			
2014	7	6	0	.538	5	3	0	.625	West/T-1st	Poinsettia (L) Rocky Long			
2015	11	3	0	.786	8	0	0	1.000	West/1st	Hawai'i (W) Rocky Long			
2016	11	3	0	.786	6	2	0	.750	West/1st	Las Vegas (W) Rocky Long			
2017	10	3	0	.769	6	2	0	.750	West/2nd	Armed Forces (L) Rocky Long			
Mountain West Era (19 seasons)													
116				119	0	.494		72	65	0	.526	3 MW Titles / 8 Bowl Games	

♦ - Indicates team won conference title. Pac - Team competed in the Pacific Division of the WAC. West - Team competed in the West Division of the Mountain West.



*Founded in 1897, San Diego State is the oldest and largest higher education institution in the San Diego region.*



## **Inside:**

San Diego State University	208
Achievements/Distinctions	209
Prominent Alumni	210
Adela de la Torre	211
John David Wicker	212
Athletics Directory	213
Aztec Hall of Fame	214
The Mountain West	216
SDCCU Stadium	218
Maps and Directions	219
Media Information	220
Radio and Television	222
Media Outlets	224
2018 Opponents	225
Composite Schedule	228

# San Diego State University



EIGHT STRAIGHT BOWL GAME APPEARANCES ► 21 CONFERENCE CHAMPIONSHIPS

SAN DIEGO STATE UNIVERSITY ◀ UNIVERSITY  
AZTEC FOOTBALL MEDIA GUIDE



Hepner Hall

San Diego State University has grown and developed through its 121-year history into one of the nation's major public research institutions. Our 36,000 students and over 400,000 alumni are proud to live the ethos "Leadership Starts Here."

The university offers bachelor's degrees in 95 areas, master's degrees in 78 areas and doctorates in 22 areas.

SDSU is committed to diversity and to excellence. Over 54 percent of our undergraduate students are students of color, and the university is nationally recognized for sending 88 students abroad as Fulbright Scholars since 2005, as well as its programs that serve nearly 3,700 military-affiliated students.

Students from all backgrounds have opportunities for transformative educational experiences such as undergraduate research, study abroad, internships and entrepreneurship training.

Classified as a high-research university, SDSU received \$134 million in research funding during the 2016-17 fiscal year. Our researchers focus on real-world challenges, and our students benefit from access to cutting-edge technology and engaging in research alongside mentors who are leaders in their fields.

SDSU faculty, staff and students lead the way in fields such as understanding and treating heart disease; engineering brain-controlled robotic devices and alternative energy solutions; studying health issues such as autism, fetal alcohol syndrome and childhood obesity; and learning more about bacteriophages – viruses that kill bacteria and hold important keys to human health problems.

SDSU leverages its strategic location on the Pacific Rim and the border of Latin America to advance international study and research. The university has nearly 400 education programs in 65 countries and is among the nation's leaders in the number of students who study abroad.

Led by our Lavin Entrepreneurship Center and our Zahn Innovation Center, SDSU is recognized as one of the top universities in the nation for entrepreneurship.

SDSU engages our greater community by hosting more than 300 on-campus arts events annually and fielding nationally recognized athletics teams.

The university's first comprehensive fundraising campaign helped fuel this academic and research excellence. The recently concluded Campaign for SDSU raised over \$815 million for scholarships, faculty and staff support, and innovative programs. Generous donors established a culture of philanthropy that will continue and ensure that San Diego State will thrive throughout this century and beyond.



Conrad Prebys Aztec Student Union



Arts and Letters

# Achievements and Distinctions



EIGHT STRAIGHT BOWL GAME APPEARANCES ▶ 21 CONFERENCE CHAMPIONSHIPS

## ACADEMIC STRENGTH

- SDSU continues to gain recognition as a leader in higher education. It is currently ranked as one of the top 70 public universities in the nation, according to U.S. News & World Report's annual ranking of America's Best Colleges.
- SDSU's undergraduate international business program is ranked No. 12 in the nation. The undergraduate business and engineering programs also rank among the top 100, while several graduate programs are standouts in their fields, according to U.S. News and World Report. These graduate programs include clinical psychology, public health, audiology, rehabilitation counseling and speech language pathology.
- SDSU is a hub of student invention and innovation, led by the Lavin Entrepreneurship Center and our ZIP Launchpad. *Forbes* magazine ranked SDSU No. 23 on its list of America's Most Entrepreneurial Universities, while U.S. News and World Report ranked SDSU's entrepreneurship program No. 21 among the nation's public universities and *Fortune* ranked the university among the top 25 most entrepreneurial in the nation.
- SDSU's campus includes more than 1,200 students enrolled in the Susan and Stephen Weber Honors College and a growing number of SDSU Merit Scholars—students with a minimum high school GPA of 4.0 and SAT scores of at least 1400.

## A CULTURE OF ENGAGEMENT

- More than 74,000 alumni, faculty, staff, students and friends contributed to The Campaign for SDSU – the university's first comprehensive fundraising campaign – which raised over \$815 million to support the growth and development of San Diego State University. More than 10 percent of the total came from faculty and staff gifts.
- SDSU is one of only a handful of universities nationwide to be recognized for five consecutive years by the Council for Advancement and Support of Education (CASE) for the sustained excellence of its fundraising program.
- "Building on Excellence" is SDSU's broadly consultative strategic plan establishing the direction and priorities of the university and focusing on three areas: student success, research and creative endeavors, and community and communication.
- SDSU engages its alumni and encourages them to share their professional expertise and experience with current students through programs such as the Aztec Mentor Program and Aztecs Hiring Aztecs.

## COMMUNITY ROOTS

- The Price Community Scholars program provides financial support for local, first-generation students with track records of strong academic achievement and leadership in high school. They, in turn, mentor neighborhood middle school students who aspire to earn college degrees.
- Associated Students confronted the significant challenges of hunger and food insecurity in our community by raising more than 590,000 pounds of food in the Aztecs Rock Hunger drive during fall 2017. AS and SDSU also support the College Area Community Garden, which unites the university and its neighbors in cultivating an urban space for growing fruits and vegetables.
- SDSU's Guardian Scholars program is a unique opportunity for students leaving the foster care system. Young men and women accepted into the program receive full scholarships, year-round housing and academic mentoring to support them in becoming active community members.
- Each year, SDSU partners with one of 23 local governments in a university initiative known as the Sage Project, through which students engage in real-world urban planning that contributes to the sustainability and quality of life in the San Diego region.

## A DIVERSE CAMPUS

- SDSU was selected for the fifth consecutive year as a recipient of the INSIGHT Into Diversity Higher Education Excellence in Diversity Award. The national honor recognizes U.S. colleges and universities that demonstrate outstanding commitment to diversity and inclusion.

- *U.S. News and World Report* ranked SDSU in the top 25 nationally for ethnic diversity—a point of pride for the university, where students from all backgrounds are achieving academic excellence.

- Arts Alive SDSU integrates arts events and arts practices into the curriculum and recognizes art as a campus-wide value on par with research and international study. With nearly 300 events scheduled each year, Arts Alive reaches an audience of more than 125,000 annually.

- SDSU is consistently recognized by CampusPride.org as among the top 25 LGBT-friendly campuses in the nation. The university's Pride Center is an inclusive, safe, and affirming gathering space and organizes programs and events for persons of all sexual and gender identities and their allies.

## AN INTERNATIONAL PERSPECTIVE

- San Diego State University ranked No. 8 in the nation for the number of students studying abroad in the latest Institute for International Education's Open Doors report. More than 3,000 students have international experiences each year, choosing from nearly 400 programs in 65 countries.
- SDSU has been named a Gilman International Scholarship Top Producing Institution by the U.S. Department of State. The university tied for 14th in the nation among large colleges and universities for the number of students sent abroad through the Benjamin A. Gilman International Scholarship Program
- Each year, SDSU welcomes more than 2,300 international students from dozens of countries, including China, India, Saudi Arabia, Kuwait, South Korea, Japan and several European nations. They are enrolled as fully matriculated students or as part of the American Language Institute (ALI), of which SDSU's affiliate is one of the largest in the country

## RESEARCH ACCOMPLISHMENTS

- San Diego State University faculty continue to win significant research funding. In fiscal 2016-17, they secured \$134 million in public and private funding—a total of 783 awards—up from \$130 million the previous year and \$120.6 million in 2014-15
- In cutting-edge facilities like the privately funded Donald P. Shiley BioScience Center, San Diego State researchers are developing novel treatments for healing hearts with stem cells and studying the role of inflammation in heart disease.
- To further support research, SDSU has built an Engineering and Interdisciplinary Science Complex, where researchers are developing collaborative projects to turn discoveries into real-world applications. The EIS Complex enhances the university's teaching and research capacities and help attract the best and brightest faculty, graduate and undergraduate students.
- SDSU's Center for Sensorimotor Neural Engineering, funded by the National Science Foundation, is partnering with MIT and the University of Washington in an \$18.5-million project to perfect brain-controlled robotic devices that interact seamlessly with the human body to improve and restore muscle function and movement.
- The Student Research Symposium is an annual forum for SDSU's graduate and undergraduate students to present their faculty-mentored research. More than 500 undergraduate, graduate and doctoral students across 70 majors and disciplines participated in 2018.

## MOVING FORWARD

- While there are many ways to measure San Diego State University's progress and achievements, the foundational issue is who we can be and what we can accomplish as a leading public university.
- Moving forward, we will continue to establish ourselves as a university of the highest quality where all students achieve success, where faculty, staff and student researchers address pressing societal challenges, where we come together to experience the beauty and power of the arts, and where we harness our knowledge and our talents to serve our community and the broader society.

# Prominent Alumni



EIGHT STRAIGHT BOWL GAME APPEARANCES ► 21 CONFERENCE CHAMPIONSHIPS

PROMINENT ALUMNI ◀ UNIVERSITY  
AZTEC FOOTBALL MEDIA GUIDE



Kathleen Kennedy



Dennis Connor

## Arts/Actors

**Robert Hays**, television/film actor, "Airplane"  
**Julie Kavner**, television actor, "The Simpsons"  
**Kathleen Kennedy**, film producer, "Schindler's List"  
**Kathy Najimy**, television/film actor, "Sister Act"  
**Gregory Peck**, film actor, "To Kill a Mockingbird"  
**Marion Ross**, television/stage actor, "Happy Days"  
**Claire Van Vliet**, visual artist, founder of the Janus Press  
**Carl Weathers**, film actor, "Rocky"  
**Gary David Goldberg**, executive producer and co-creator, "Spin City"  
**Raquel Welch**, film and television actor, starred in "The Three Musketeers"

## Authors

**Patricia Benke**, best-selling crime novelist  
**Sid Fleischman**, author, *The Whipping Boy* (Newbery Medal, 1987)  
**Susan Vreeland**, author, *The Girl in Hyacinth Blue* (New York Times Bestseller)

## Business

**Norman Brinkler**, Brinkler International, Ltd., (Chili's, Macaroni Grill and On the Border)  
**Robert Peterson**, founder, Jack in the Box  
**Sol Price**, founder, Price Club  
**R. Andrew Rathbone**, creator, "...for Dummies" book series  
**Ralph Rubio**, founder/CEO, Rubio's Baja Grill  
**Jim Sinegal**, co-founder and President/CEO, Costco  
**Julia Stewart**, CEO, International House of Pancakes  
**Suzy Spafford**, creator, Suzy's Zoo  
**Sue Swenson**, COO, Leap Wireless  
**Jack Williams**, retired COO, Royal Caribbean International and Celebrity Cruises

## Communication/Media

**Art Linkletter**, television show host  
**Jeanne Zelasko**, Fox Sports anchor/reporter  
**Armen Keteyian**, CBS Sports reporter

## Education

**Sandra McBayer**, 1994 National Teacher of the Year  
**Janis Gabay**, 1990 National Teacher of the Year  
**Dr. Doris Alvarez**, 1997 Principal of the Year

## Government/Military


**Timothy J. Muris**, Chairman, Federal Trade Commission  
**General Merrill R. McPeak**, former chief of staff, United States Air Force

## Science

**Robert Kaplan**, nationally known psychologist  
**Ellen Ochoa**, astronaut, world's first Hispanic female astronaut  
**Siegfried Reich**, HIV testing researcher pioneer  
**Gerald Schleif**, WD-40 inventor

## Sports

**Michael Cage**, former NBA basketball player  
**Dennis Conner**, America's Cup-winning sailor  
**Mark Grace**, former Arizona Diamondbacks baseball player  
**Tony Gwynn**, former San Diego Padres baseball player/former Aztec baseball coach  
**Fred Dryer**, former Los Angeles Rams football player/actor  
**Marshall Faulk**, former NFL MVP and 2011 Pro Football Hall of Fame Inductee  
**Stephen Strasburg**, 2009 MLB No. 1 overall draft pick, current Washington Nationals pitcher  
**Kawhi Leonard**, San Antonio Spurs forward/guard, two-time NBA Defensive Player of the Year, 2014 NBA Finals MVP  
**Joe Gibbs**, former Washington Redskins football coach, founder Joe Gibbs Racing  
**Graig Nettles**, former New York Yankees baseball player  
**Brian Sipe**, former Cleveland Browns football player/former Aztec assistant football coach  
**Mark Reynolds**, sailor, four-time Olympian, two-time Olympic gold medalist, three-time world champion  
**Marla Runyan**, 1991-1994-2000 Olympian, visually impaired marathon runner  
**Gene Littler**, former PGA tour golfer, winner - 1961 US Open  
**Kevin Kennedy**, former major league manager



Merrill R. McPeak



Timothy J. Muris



Armen Keteyian



Jim Sinegal



R. Andrew Rathbone



Marion Ross



Ellen Ochoa



Kawhi Leonard

# University President



EIGHT STRAIGHT BOWL GAME APPEARANCES ▶ 21 CONFERENCE CHAMPIONSHIPS

**D**r. Adela de la Torre was recently appointed by the California State University Board of Trustees as the new president of San Diego State University.

Arriving on campus in June 2018, Dr. de la Torre is the ninth permanent president of SDSU and the first woman to serve in that role. She brings with her 30 years of service in leadership roles at institutions of higher education, including the California State University system, the University of Arizona and the University of California, Davis.

Prior to her appointment as President, Dr. de la Torre worked in a variety of leadership positions at UC Davis, culminating in her role as vice chancellor for student affairs and campus diversity, where she oversaw a division encompassing 28 departments and units that provide services and facilities to foster academic success, student development and campus community. In addition, she spent 14 years from 2004-18 directing the UC Davis Center for Transnational Health and served a two-year stint (2009-11) as chair of the UC Davis Chi-

cana/Chicano Studies Department, after becoming the first Latina to receive the rank of distinguished professor.

During her tenure at Arizona from 1996-2002, Dr. de la Torre was the director of the Mexican American Studies and Research Center, successfully developing the first graduate program in Mexican American Studies. She also founded the College of Medicine's first federally funded Hispanic Center of Excellence.

Dr. de la Torre was also a professor at California State University, Long Beach, serving as chair of the department of Chicano/Latino Studies. She was additionally selected by members of the California State University system to serve a one-year appointment (1995-96) as a management fellow, which involved systemwide strategic planning, higher education legislative initiatives, enrollment and growth planning, as well as systemwide presidential and board of trustee meetings.

Dr. de la Torre's research focuses on aspects of Latino community health – an area where SDSU is a national leader. Her research

was previously recognized by the American Society of Hispanic Economists in 2016, when it honored her with its biennial Academic Achievement Award.

Dr. de la Torre's grandparents immigrated to the Central Valley from Mexico. She grew up in the Bay Area, where her grandmother and mother taught her important cultural traditions – the importance of family, the value of hard work and the power of education. Her mother attended both Modesto Community College and the University of California, Berkeley and was a public school teacher for 40 years.

Dr. de la Torre earned a bachelor of science degree in the political economy of natural resources and a master of science and Ph.D. in agricultural and resource economics all from Cal.



**Adela de la Torre**

Ninth University President



## John David Wicker



**Director of Athletics**  
Second Year at SDSU

■ **Career Experience:**

2016-Present ....San Diego State  
*Director of Athletics*

2015-16 .....Georgia Tech  
*Sr. Associate Director of Athletics*

2011-15.....San Diego State  
*Deputy Director of Athletics*

2001-11.....Washington State  
*Associate Athletic Director  
Event and Facility Operations*

1999-2001.....Southern Miss  
*Event and Facilities Director*

1996-99.....Georgia  
*Assistant Director  
Event Management*

■ **Education**

1997 .....Georgia  
*M.A. in Education  
Sports Management emphasis*

1992 .....Mississippi State  
*B.A. in Professional Accountancy*



### Winning Is What We Do

Below is a look at the highest combined winning percentages in football and men's basketball since the beginning of the 2010-11 season (entering 2018-19 academic year).

Rk.	School	W	L	Pct.
1.	Ohio State	297	94	.760
2.	Louisville	289	104	.735
3.	<b>San Diego State</b>	<b>283</b>	<b>104</b>	<b>.731</b>
4.	Michigan State	288	107	.729
5.	Oregon	290	109	.727
6.	Wisconsin	288	109	.725
7.	Arizona	285	108	.725
8.	Duke	282	111	.718
9.	North Carolina	286	117	.710
10.	Kentucky	279	121	.698

# John David Wicker

## DIRECTOR OF ATHLETICS

John David Wicker was introduced as San Diego State University's new Director of Intercollegiate Athletics on Oct. 24, 2016.

"It feels great to be back on the Mesa," Wicker said. "I loved my four years here with the coaches, the staff and all the student athletes. I'm thrilled with this opportunity and I am looking forward to helping SDSU Athletics move to next level of success."

Wicker was SDSU's Deputy Athletic Director from 2011 until leaving for Georgia Tech in July 2015. During his first term at SDSU, he was responsible for the day-to-day operations of the Aztecs athletics department, overseeing business operations, human resources, events and facilities, capital projects, strength and conditioning, academics, video and sport oversight for football, rowing, and men's and women's basketball.

"When we began this search, we envisioned a person who cares about our student athletes, whose integrity is paramount and whose competitive fire inspires greatness. In short, someone who embodies our ideal of 'winning it right.' John David Wicker is that person," said then-SDSU President Elliot Hirschman.

Prior to his time at SDSU, he was the Associate Athletic Director for Event and Facility Operations at Washington State from 2001-11. While at Washington State, he was responsible for event planning and game day responsibilities for all

home athletic events, conference tournaments and NCAA championships, day-to-day oversight and operations of all athletic facilities, and the liaison for the athletic department on capital projects.

From 1999 to 2001 Wicker served as Director of Event and Facility Operations at Southern Miss. At USM, he oversaw regular season and championship event operations, coordinated day-to-day maintenance of facilities, and was the liaison to the university on all capital projects. He also oversaw the design and initial construction of USM's \$11 million Athletic Center, which houses administrative and coaching offices, football locker room, weight room and training area.

Wicker also spent three years at Georgia from (1996-99), where he also worked for the Atlanta Committee for the Olympic Games in preparation for the 1996 Summer Olympics as the venue logistics manager for Sanford Stadium, home to the medal rounds for men's and women's soccer.

Wicker took over an athletic department that has enjoyed great success in recent years. The football team, which has posted three consecutive 10-win seasons, made its eighth consecutive bowl game appearance in 2017. Men's basketball has been to the postseason in 12 out of the last 13 years. Teams, from women's track and field to men's and women's golf, to baseball and softball, have combined for 41 team conference

championships since the beginning of the 2012-13 school year.

"One of our top priorities will be to generate more excitement about Aztec Athletics on campus, in the community, and with our close to 300,000 alumni across the nation," Wicker said. "People around the country know what an incredible atmosphere Viejas Arena is. And that is in no small part because of the fans. There is no reason why we can't have a similar atmosphere at our football games, at Tony Gwynn Stadium for baseball, on the Sports Deck for soccer games and more."

Wicker graduated from Mississippi State in 1992 with a bachelor's degree in professional accountancy. He received his master's degree in education with an emphasis in sports management from Georgia in 1997.

Wicker resides in Santee, Calif., with his wife Rachel and daughters Scarlett Anne and Waverly Lile.

**60**  
San Diego State teams have advanced to NCAA championships in the last seven seasons (average 8.6 per year)

**41**  
Team conference championships since the beginning of the 2012-13 season

**15**  
SDSU is one of just 15 NCAA Division I programs that qualified for a FBS bowl game and reached the postseason in both basketball and baseball during the 2017-18 academic year

# Athletics Directory



EIGHT STRAIGHT BOWL GAME APPEARANCES ► 21 CONFERENCE CHAMPIONSHIPS

## GENERAL INFORMATION

### Mailing Address

SDSU Department of Athletics  
5500 Campanile Drive  
San Diego, CA 92182-4313  
Phone Number - (619) 594-3019

### Media Relations Overnight Address

Fowler Athletics Center, Suite 3014  
5302 55th Street  
San Diego, CA 92115

## STAFF DIRECTORY

### Administration - (619) 594-3019

John David Wicker, Athletic Director  
Jenny Bramer, Executive Associate Athletic Director/SWA  
Steve Schnall, Executive Associate Athletic Director - External Relations  
Chuck Lang, Senior Associate Athletic Director - Business Administration  
Mike May, Senior Associate Athletic Director - Communications & Media Relations  
Bobby Smitheran, Senior Associate Athletic Director - Student-Athlete Academic Support Services (SAASS)  
Tim Lanski, Associate Athletic Director - Compliance  
Gladie Jaffe, Senior Athletics Coordinator  
Allison Tenenbaum, Administrative Services Coordinator

### Academic Services - (619) 594-3395

Bobby Smitheran, Senior Associate Athletic Director - SAASS  
Dr. Bre White, Assistant Director of SAASS  
Jessica Amerosa, Assistant Director of SAASS  
Willie Judd, Academic Advisor  
Monique Rico, Academic Advisor  
Megan Taormina, Learning Specialist  
Jessica Athowe, Student-Athlete Services Coordinator  
Edward Jones, Student-Athlete Development Coordinator  
Madeleine Brown, Academic Coordinator  
Olivia Grice, Academic Coordinator  
Samantha Schlossberg, Academic Coordinator

### Business Office - (619) 594-4996

Chuck Lang, Senior Associate Athletic Director - Business Administration  
Jesse Stephens, Assistant Business Office Manager  
Andrew Miller, Accounting Analyst  
Danny Lavelly, Accounting Technician

### Compliance - (619) 594-3395

Tim Lanski, Associate Athletic Director - Compliance  
Kelly Giblin, Assistant Athletic Director - Compliance  
Jake Glaser, Compliance Assistant  
Jessica Hasson, Financial Aid Coordinator  
Lori Mitchell, Administrative Support Coordinator

### Development - (619) 594-5162

Morgan McSweeney, Assistant Athletic Director - Aztec Club  
Esteban Arriola, Aztec Club Director  
Johanna Pfeiffer, Aztec Club Director  
Sherry Bertram, Assistant Director - Aztec Club/Annual Giving  
J.T. O'Sullivan, Development Coordinator  
Juliana Spina, Special Events Coordinator  
Steve Fisher, Special Consultant

### Equipment Services - (619) 594-4951

Angie Garza, Director of Equipment Services  
Sonny Sanfilippo, Assistant Director of Equipment Services  
Dennis Brown, Equipment Attendant  
Samantha Sneddon, Equipment Attendant

### Facilities & Operations - (619) 594-4191

Dave Noll, Assistant Athletic Director of Operations - Event Management  
Lesley Fong, Assistant Athletic Director of Operations - Special Events and Projects  
Steve Bartel, Facilities and Operations Coordinator  
Philip Piech, Facilities and Operations Coordinator  
Louis Schenk, Facilities and Operations Specialist  
Brittany Parrish, Facilities and Operations Assistant

### Marketing & Corporate Sales - (619) 594-4549

Lisa Pearson, Associate Athletic Director - Marketing and New Media  
Todd Greenbaum, Assistant Athletic Director - Marketing, Sales and Fulfillment

### Media Relations - (619) 594-5547

Mike May, Senior Associate Athletic Director - Communications & Media Relations  
Jamie McConeghy, Assistant Athletic Director - Media Relations  
Darin Wong, Assistant Athletic Director - Media Relations  
Jim Solien, Assistant Media Relations Director  
Martin Foley, Assistant Media Relations Director  
Ben Pearson, Assistant Media Relations Director  
Jason Bott, Coordinator of Multimedia Productions  
Lauren Weaver, Media Relations Coordinator

### Sports Medicine - (619) 594-5551

Patrick Spieldenner, Assistant Athletic Director - Sports Medicine/Head Athletic Trainer  
Sergio Ibarra, Associate Athletic Trainer  
Queenie Soriano, Associate Athletic Trainer  
Jacob Callahan, Assistant Athletic Trainer  
Ian Baldwin, Assistant Athletic Trainer  
Elizabeth Antosz, Assistant Athletic Trainer  
Kristin Manyak, Assistant Athletic Trainer  
Lisa Contois, Assistant Athletic Trainer  
Joshua Ruiz, Assistant Athletic Trainer  
Melissa Strother, Assistant Athletic Trainer  
Nik Turner, Assistant Athletic Trainer  
Domanique Peretti, Assistant Athletic Trainer  
Lauren Aleksa, Assistant Athletic Trainer  
Nora Dawson, Student Athletic Insurance Coordinator

### Strength & Conditioning - (619) 594-4273

Adam Hall, Assistant Athletic Director - Strength & Conditioning  
Eddie Padilla, Assistant Director - Strength & Conditioning  
Derrick Baker, Assistant Strength & Conditioning Coach  
Orin Catrett, Assistant Strength & Conditioning Coach  
James Chassin - Assistant Strength & Conditioning Coach  
Randy Shelton, Strength & Conditioning Coach - Men's Basketball

### Ticket Office - (619) 594-7892

Gina Balistreri, Associate Athletic Director - Ticket Operations  
Ashley Salinas, Ticket Operations Coordinator  
Guillermo Sanchez-Aldana, Ticket Office Representative

### Video Staff - (619) 594-7617

Brian Murphy, Video Coordinator  
Gregg Nassen, Video Assistant for Football

### Technology Services - (619) 594-4263

Scott Horvath, Assistant Athletic Director of Information Technology

## COACHING STAFFS

### Baseball - (619) 594-6889

Mark Martinez, Head Coach  
Sam Peraza, Pitching Coach  
Joe Oliveira, Assistant Coach/Recruiting Coordinator

### Men's Basketball - (619) 594-6249

Brian Dutcher, Head Coach  
Rod Palmer, Assistant Coach  
David Velasquez, Assistant Coach  
Mark Fisher, Assistant to the Head Coach  
Matt Soria, Assistant AD/Director of Basketball Operations  
JD Pollock, Director of Player Development  
Leana DeKock, Administrative Assistant

### Women's Basketball - (619) 594-4095

Stacie Terry, Head Coach  
Kevin Morrison, Assistant Coach  
Ciara Carl, Assistant Coach  
Nick Grant, Assistant Coach  
Jon Silver, Director of Basketball Operations  
Anne Shadle, Administrative Assistant

### Women's Rowing - (619) 594-0650

Bill Zack, Head Coach  
Dave Cormier, Assistant Coach

### Women's Track & Cross Country - (619) 594-5514

Shelia Burrell, Head Coach  
Greg Garza, Assistant Coach  
Alrick Munroe, Assistant Coach

### Football - (619) 594-6769

Rocky Long, Head Coach  
Jeff Horton, Associate Head Coach  
Zach Arnett, Assistant Coach  
Hunkie Cooper, Assistant Coach  
Doug Deakin, Assistant Coach  
Ernie Lawson, Assistant Coach  
Kevin McGarry, Assistant Coach  
Blane Morgan, Assistant Coach  
Richard Sanchez, Assistant Coach  
Mike Schmidt, Assistant Coach  
Jashon Sykes, Director of Operations  
Ron Caragher, On-Campus Recruiting Coordinator/Quality Control  
Jerome Haywood, Asst. On-Campus Recruiting Coordinator/Quality Control  
Haley Ford, Football Office Coordinator  
Matt Razzano, Assistant for Football Recruiting

### Men's Golf - (619) 594-4334

Ryan Donovan, Head Coach  
Evan Emerick, Director of Golf Operations

### Women's Golf - (619) 594-7665

Leslie Spalding, Head Coach  
Evan Emerick, Director of Golf Operations

### Women's Lacrosse - (619) 594-6548

Kylee White, Head Coach  
Brandi Padilla, Assistant Coach  
Nikki Boltja, Assistant Coach

### Men's Soccer - (619) 594-0136

Lev Kirschner, Head Coach  
Matt Hall, Associate Head Coach  
Josh Hill, Assistant Coach

### Women's Soccer - (619) 594-3749

Mike Friesen, Head Coach  
Chassion Griggs, Assistant Coach  
Cole Schmit, Assistant Coach

### Softball - (619) 594-1952

Kathy Van Wyk, Head Coach  
Stacey Nuvevan Deniz, Associate Head Coach  
Mia Longfellow, Assistant Coach

### Women's Swimming & Diving - (619) 594-5883

Mike Shrader, Head Coach  
Stephen Allnutt, Assistant Coach  
Roland McDonald, Diving Coach

### Men's Tennis - (619) 594-5084

Gene Carswell, Head Coach  
Jeff Thomsen, Assistant Coach

### Women's Tennis - (619) 594-6505

Peter Mattera, Head Coach  
Nicholas Vinel, Assistant Coach

### Women's Volleyball - (619) 594-5064

Deitre Collins-Parker, Head Coach  
Melanie Greene, Assistant Coach/Recruiting Coordinator  
Ken Murczek, Assistant Coach  
Kara Barkdoll, Operations Assistant

### Women's Water Polo - (619) 594-0649

Carin Crawford, Head Coach  
Bill Cohn, Assistant Coach

### Band - (619) 594-1600

Bryan Ransom, Band Director

### Cheerleading - (619) 594-4549

Jennifer Long, Head Coach

# Aztec Hall of Fame



EIGHT STRAIGHT BOWL GAME APPEARANCES ► 21 CONFERENCE CHAMPIONSHIPS

## AZTEC HALL OF FAME INDUCTEES

### 1988

- Laurel Brassey - W. Volleyball (1974, 1981)
- Willie Buchanon - Football (1970-71)
- John Butler - Football (1933-35)
- Don Coryell - Football Coach (1961-72)-
- Fred Dryer - Football (1967-68)
- Gary Garrison - Football (1964-65)
- Gene Littler - M. Golf (1949-52)
- Haven Moses - Football (1966-67)
- Graig Nettles - Baseball (1964-65); M. Basketball (1964-65)
- C.E. Peterson - Football Coach (1921-29); M. Bball Coach (1921-26); T&F Coach (1922-46)
- Milton Phelps - M. Basketball (1939-41)
- Art Preston - Football (1949-51); Baseball (1950-52)
- Arnie Robinson - M. Track & Field (1970-71)
- Dennis Shaw - Football (1968-69)
- Brian Sipe - Football (1969-71)
- Willie Steele - M. Track & Field (1947-48); M. Basketball (1947); Baseball (1949)

### 1989

- Kevin Crow - Soccer (1979-82)
- Morris Gross - Football, Baseball, M. Basketball Coach (1929-42)
- Tony Gwynn - Baseball (1979-81); M. Basketball (1978-81)
- Don Horn - Football (1965-66)
- Jack Rand - M. Track & Field (1934-35); Football (1932-34)

### 1990

- Tim Delaney - Football (1968-70)
- Art Linkletter - M. Basketball (1932-34); M. Swimming (1932-34)
- Judy Porter - W. Basketball (1980-83)
- Tom Reynolds - Football (1969-71)

### 1991

- Steve Copp - M. Basketball (1973-76)
- Chuck Courtney - M. Golf (1960-61)
- Tom Dahms - Football (1947-49)
- Monte Jackson - Football (1973-74)
- Angela Rock - W. Volleyball (1981-84)

### 1992

- Barbara Barrow - W. Golf (1974-77)
- Bud Black - Baseball (1978-79)
- Deby LaPlante - W. Track & Field (1979-80)
- Tony Pinkins - M. Basketball (1955-57)
- Bob Smith - M. Track & Field (1949-50)
- Charlie Smith - Baseball Coach (1934-64)

### 1993

- Tom Ables - Honorary
- Michael Cage - M. Basketball (1981-84)
- Vidal Fernandez - M. Soccer (1977-79)
- Ann Lebedeff - W. Tennis (1972-74)
- Tom Nettles - Football (1966-68)
- LaTanya Sheffield - W. Track & Field (1983-86)

### 1994

- Patricia Mang - Softball (1987-88)
- Chris Marlowe - M. Volleyball (1972-73); M. Basketball (1970-73)
- Bill Schutte - Football Coach (1947-55)
- Nate Wright - Football (1967-68)
- George Ziegenfuss - M. Basketball Coach (1948-69)

### 1995

- Marcelo Balboa - M. Soccer (1988-89)
- Bob Brady - M. Basketball (1952-54)
- Claudie Minor - Football (1972-73)
- Micki Schillig - W. Tennis (1980-83)
- Frank Scott - M. Golf Coach (1948-83)

### 1996

- Paul Mott - Football, M. Basketball, M. Track & Field (1925-28)
- Ramona Pagel - W. Track & Field (1983-84)
- Todd Santos - Football (1984-87)
- Eric Wynalda - M. Soccer (1987-89)

### 1997

- Vicki Cantrell - W. Volleyball (1980-83)
- Kenny Hale - M. Basketball (1941, 1946-47)
- Joel Kramer - M. Basketball (1974, 1976-78)
- Duncan McFarland - M. Volleyball (1973)

### 1998

- Marshall Faulk - Football (1991-93)
- Chris Gwynn - Baseball (1983-85)
- Mary Holland - W. Volleyball (1979-82)
- Dick Mitchell - M. Basketball (1940-42)
- Chana Perry - W. Basketball (1988-89)

### 1999

- Lennie Clements - M. Golf (1976-79)
- Laura DeSnoo - W. Track & Field (1983-86)
- Harry Hodgetts - M. Basketball (1937-41)
- Carol Plunkett - W. Tennis Coach (1976-94)
- Wendy Wheat - W. Volleyball (1977-80)

### 2002

- 1940-41 M. Basketball Team
- 1987 M. Soccer Team
- Joe Gibbs - Football (1961-63); Football Coach (1965-66)
- Norm Nygaard - Football (1952-54)
- Falisha Wright - W. Basketball (1992-95)

### 2003

- 1973 M. Volleyball National Champions
- Marla Runyan - W. Track & Field (1988-91)
- Al Skalecky - M. Basketball (1966-68)
- Nicole Storto - W. Tennis (1990-93)

### 2004

- Mike Douglass - Football (1976-77)
- Rod Dowhower - Football (1963-64)
- Claude Gilbert - Football Coach (1967-80, 1995-99)
- Travis Lee - Baseball (1994-96)
- Carrie McLaughlin Stathas - W. Track & Field (1981-83)
- Ron Reina - Broadcaster (1969-86)

### 2005

- 1987 M. Rugby National Champions
- Henry Allison - Football (1969-70)
- Kern Carson - Football (1961-63)
- Bernie Finlay - Basketball (1958-60)
- Lynn Kanuka - W. Cross Country/Track & Field (1980-82)

### 2006

- Bob Breitbard - Football (1938-40); Football Coach (1945)
- Kim Goetz - M. Basketball (1978-79)
- Cynthia MacGregor - W. Tennis (1983-86)
- Neal Petties - Football (1961-63)
- Craig Scoggins - Football (1965-66)

### 2007

- Bob Cluck - Baseball (1966-67)
- Mike Dodd - M. Basketball (1975-79); M. Volleyball (1978-80)
- John Duich - Football (1935, 1937-38)
- Steve Duich - Football (1966-67)
- Jay Gutowski - Football (1953-56)
- Bobby Meacham - Baseball (1979-81)
- Rachel Scott-Ruano - Water Polo (1995-98)

### 2008

- Isaac Curtis - Football (1972)
- John Farris - Football (1962-64)
- Kieishsha Gaines - W. Basketball (1991-92)
- Mark Grace - Baseball (1985)
- Bobby Howard - Football (1965-66)



# Aztec Hall of Fame



EIGHT STRAIGHT BOWL GAME APPEARANCES ► 21 CONFERENCE CHAMPIONSHIPS

## 2009

- 1966 Wire Service College Division Football National Champions
- Toni Himmer - W. Volleyball (1980-83)
- Oliver Maiberger - M. Tennis (2000-03)
- Mario Mendez - Football (1961-63)
- Jeff Staggs - Football (1965-66)
- Ralph Wenzel - Football (1964-65)

## 2010

- Tonette Dyer - W. Track & Field (2002-05)
- Kabeer Gbaja-Biamila - Football (1996-99)
- La'Roi Glover - Football (1992-95)
- Doug Harvey - Baseball (1955-56)
- John Hyden - M. Volleyball (1992-95)
- Fred Miller - Director of Athletics (1985-95)

## 2011

- 1958 NAIA Baseball National Champions
- Dick Barnes - M. Basketball (1946, 1948-50)
- Sandra Durazo - Softball (1998-2001)
- Kyle Turley - Football (1994-97)
- Quentin Wheeler - W. Track & Field (1975-76)

## 2012

- Dr. O. Kenneth Karr, Director of Athletics (1969-78)
- Randy Holcomb - M. Basketball (2001-02)
- Mike Malano - Football (1996-99)
- Liane Sato - W. Volleyball (1985-86)
- J.R. Tolver - Football (1999-2002)

## 2013

- Brandon Heath - M. Basketball (2003-07)
- Mark Reynolds - Sailing (1975-79)
- Charles "Choc" Sportsman - M. Track and Field Coach (1947-66)
- Michelle Suman - W. Basketball (1991-95)
- Don Warren - Football (1976-79)

## 2014

- Shayla Balentine - W. Track & Field (2002-05)
- Pete Inge - Football (1976-79)
- Kirk Morrison - Football (2001-04)
- Stephen Strasburg - Baseball (2007-09)
- Kyle Whittemore - M. Soccer (1984, 86-88)

## 2015

- Billy Blanton - Football (1994-96)
- Larry Godfrey - M. Track & Field (1965)
- Ed Imo - Football (1976-77)
- Karoline Koehler - W. Track & Field (2007-10)
- Anthony Watson - M. Basketball (1983-86)

## 2016

- Kawhi Leonard - M. Basketball (2010-11)
- Miesha McKelvey-Jones - W. Track & Field (1997-99)
- Leon Parma - Football (1948-50) - Lifetime Achievement
- Noel Prefontaine - Football (1995-96)
- Steve Williams - M. Track & Field (1974)

## 2017


- Whitney Ashley - W. Track & Field (2011-12)
- Steve Fisher - M. Basketball (1999-2017) - Head Coach
- D.J. Gay - M. Basketball (2008-11)
- Craig Penrose - Football (1974-75)
- Whip Walton - Football (1974-77)

## 2018


- Jamaal Franklin - M. Basketball (2011-13)
- Holly Hartzell - W. Water Polo (2001-04)
- Lon Hinkle - M. Golf (1970-72)
- Travis Hitt - Football (1973-76)
- Larry Ned - Football (1998-2001)




1998  
Marshall Faulk



1989  
Tony Gwynn




2003  
Marla Runyan



2016  
Kawhi Leonard



2010  
Kabeer Gbaja-Biamila



1995  
Micki Schillig

# The Mountain West



EIGHT STRAIGHT BOWL GAME APPEARANCES ▶ 21 CONFERENCE CHAMPIONSHIPS



**Mountain West**  
10807 New Allegiance Drive  
Suite 250  
Colorado Springs, CO 80921  
Phone: (719) 488-4040  
Fax: (719) 487-7240

## This is the Mountain West

From its inception in 1999, the Mountain West has been committed to excellence in intercollegiate athletics, while promoting the academic missions of its member institutions. Progressive in its approach, the MW continues to cultivate opportunities for student-athletes to compete at the highest level, while fostering academic achievement and sportsmanship. Now in its 20th year, the MW has been assertive in its involvement with the NCAA governance structure and has taken a leadership role in the overall administration of intercollegiate athletics.

The Mountain West has marked several achievements during its first 19 years, most notably becoming the first to establish a sports television network dedicated solely to an intercollegiate athletic conference (The Mtn.). The Mountain West also was the first to experiment with the coaches' challenge in the college football instant replay system, and was the first non-automatic-qualifying BCS conference to participate in four BCS bowl games, winning three. In the inaugural year of the new College Football Playoff system, Boise State earned the automatic slot into a New Year's Six bowl game as the highest-ranked champion from the Group of Five 5 conferences. The Broncos defeated then 10th-ranked Arizona 38-30 in the VIZIO Fiesta Bowl. In 2011-12, the Mountain West was among the first conferences to implement a league-wide state-of-the-art basketball instant replay system.

Changes in the NCAA governance structure set the table for another Conference first, when two members of the MW Student-Athlete Advisory Committee (SAAC) were included in the June 2014 meeting of the Mountain West Board of Directors. New Mexico track and field athlete Kendall Spencer, the national chair of the 2014-15 NCAA Division I Student-Athlete Advisory Committee, and Air Force Academy volleyball player Emma Dridge joined the BOD members in this historic meeting to advance the discussion on student-athlete involvement in the NCAA and MW governance structure. During the last two academic years, MW student-athletes participated on monthly membership calls and have joined MW administrators in the annual Joint Council Spring Meetings in Arizona.

The Mountain West is well-represented within the new NCAA governance structure, including individuals who were appointed to serve on committees tasked with managing the day-to-day business of Division I athletics. Colorado State President Tony Frank currently sits on the DI Board of Directors, while MW Commissioner Craig Thompson and Fresno State Faculty Athletics Representative Dawn Lewis are members of the DI Council. Kendall Spencer, the former chair of the DI Student-Athlete Advisory Committee and UNM track & field athlete, was the first student-athlete in the history of the organization to serve on the Division I Board.

Additionally, the Mountain West was the first conference to have a member institution with No. 1 overall picks in both the NFL and NBA drafts in the same year (Utah's Alex Smith and Andrew Bogut, respectively in 2005). With UNLV's Anthony Bennett claiming the No. 1 pick in the 2013 NBA Draft, the Mountain West is one of three conferences to have multiple No. 1 NBA draft selections since 2000. Also, with San Diego State's Stephen Strasburg earning the No. 1 pick in the 2009 MLB Draft, the Mountain West is one of two conferences to have the No. 1 selection in

each of the NFL, NBA and MLB drafts since the MW was founded in 1999.

The Mountain West is noted for its geographic diversity. Some of the most beautiful terrain and landscapes in the nation can be found within Mountain West boundaries, including the majestic Rocky Mountain range, which borders five MW institutions (Air Force, Boise State, Colorado State, New Mexico and Utah State). The high plains of Wyoming (elevation 7,220 feet – the highest Division I campus in the nation) contrast with the desert cities of Las Vegas and Reno, home to UNLV and Nevada, respectively, while Fresno State, San Diego State and San Jose State add a West coast influence with their locations in Central, Southern and Northern California. The inclusion of the Hawai'i football program extends the Mountain West footprint to the beautiful islands in the Pacific Ocean, while the addition of the women's soccer program at Colorado College gives the MW an additional presence in the Rocky Mountains.

## History

The Mountain West was conceived on May 26, 1998, when the presidents of eight institutions — Air Force, BYU, Colorado State, New Mexico, San Diego State, UNLV, Utah and Wyoming — decided to form a new NCAA Division I-A intercollegiate athletic conference. The split from a former 16-team conference re-established continuity and stability among the membership within the new league and signaled the continuation of its tradition-rich, long-standing athletic rivalries. Three of the MW's eight original members have been conference rivals since the 1960s (New Mexico, Wyoming and Colorado State), while San Diego State (1978) and Air Force (1980) were longtime members as well. UNLV and TCU entered the fold in 1996 and the Rebels continued as one of the original eight institutions that formed the MW in 1999. TCU re-joined the group with its first year of competition in the Mountain West in 2005-06. With conference realignment sweeping the nation in recent years, the MW has been proactive in addressing membership changes. Boise State joined the Mountain West in 2011-12, followed by Fresno State and Nevada on July 1, 2012. Also on July 1, 2012, Hawai'i became a football-only member of the Conference. On July 1, 2013, the Mountain West further expanded when San José State and Utah State joined the Conference, bringing to 11 the number of full-time member institutions and 12 football-playing members. On July 1, 2014, the Colorado College women's soccer program became the first non-football affiliate member of the Mountain West, expanding that sport to 12 Conference participants.

Entering the 2018 season, the MW has agreements with seven different bowl games that will generate at least five guaranteed postseason opportunities for its member institutions. These include primary positions with the Famous Idaho Potato Bowl, Gildan New Mexico Bowl, NOVA® Home Loans Arizona Bowl, Las Vegas Bowl and Hawai'i Bowl - and secondary positions with the Cactus Bowl and the Foster Farms Bowl.

An innovator in the postseason bowl structure, the MW engineered many "firsts," as league teams have participated in six inaugural bowl games (2000 Silicon Valley, 2001 New Orleans, 2002 San Francisco (Emerald), 2005 Poinsettia, 2006 New Mexico, 2015 Arizona), as well as placing the first non-automatic-qualifying FBS team into a BCS bowl game with Utah's appearance in the 2005 Tostitos Fiesta Bowl and into the College Football Playoff (CFP) with Boise State's selection to the 2014 Tostitos Fiesta Bowl.

## 2017-18 Review

From the gridiron to the diamond, Mountain West teams enjoyed a strong year in 2017-18. In football, the fifth annual MW Football Championship Game took place on December 2, 2017 at Albertsons Stadium in Boise, Idaho. The Broncos, champions of the

Mountain Division, hosted three-time defending West Division champion Fresno State, with the Broncos claiming their second Conference title in four years, 17-14.

For the fifth straight season, the Mountain West sent six or more teams into postseason bowl games. The league has earned 90 bowl bids since 1999 and holds a 49-41 (.544) all-time record. The 2017 bowl season marked the 11th consecutive year the MW sent at least five teams to bowls and the 14th time overall since the league's inception.

## Opportunity

The Mountain West provides a first-class athletic and academic experience for more than 5,100 student-athletes each year. Over the past 19 years, 42 Mountain West student-athletes have earned NCAA Postgraduate Scholarships, and since the league's inception in 1999, an additional 38 student-athletes have been named MW Scholar-Athlete of the Year and awarded league-sponsored postgraduate scholarships. Four Mountain West student-athletes have earned distinction as Rhodes Scholars (Jessica Mellinger, Wyoming and Delavane Diaz, Brittany Morreale and Rebecca Esselstein, Air Force).

Conference student-athletes are also given a voice regarding pertinent issues within the MW and NCAA governance structure through representation on the Student-Athlete Advisory Committee (SAAC). The Mountain West SAAC consists of 24 representatives; two student-athletes from each full member institution, the MW representative to the Division I National SAAC and one faculty athletics representative. The committee reviews and reacts to legislation and to other topics referred by the Conference constituent groups or committees related to the student-athlete experience. Since the inclusion of two SAAC members at the June 2014 meeting of the MW Board of Directors, the Conference maintains its commitment to the participation of student-athletes in its governance structure, consistent with the Mountain West's focus on enhancing the student-athlete experience.

## Achievement

The MW has produced 1,149 All-America selections among its 18 sponsored sports (men's swimming was discontinued as a Conference sport following the 2010-11 season) in the last 19 years, including a league-record 103 All-America honorees in 2016-17. A total of 200 MW student-athletes have also earned Academic All-America accolades in that span. The Mountain West has sent at least 25 teams to NCAA postseason events in each of the past 19 years, capturing five team national championships in women's cross country and producing 47 individual national champions in the sports of men's golf, men's cross country, women's diving, and men's and women's indoor track & field and outdoor track & field.

Mountain West members have participated in 90 bowl games under the league umbrella, including four appearances in BCS games and one CFP game. The MW has earned 82 postseason bids in men's basketball, with six Sweet 16 appearances, as well as three NIT Final Four berths. MW women's basketball has tallied 76 postseason slots, including 37 NCAA bids, five Sweet 16 appearances and one Elite Eight berth since 2000. Wyoming won the MW's first WNIT championship in 2007 with a win over Wisconsin. In women's volleyball, the MW has had 43 NCAA bids with nine Sweet 16 berths and one Elite Eight appearance. Women's soccer has earned 32 NCAA bids since 1999, with two Sweet 16 berths and one Elite Eight appearance. Mountain West men's golf has sent at least three teams to the NCAA Men's Golf Regionals in each of its 19 years, while women's golf has had at least three teams participate in NCAA Regionals 15 of the last 19 years.

ATHLETICS DIRECTORY ◀ UNIVERSITY  
AZTEC FOOTBALL MEDIA GUIDE



**Craig Thompson**  
Commissioner



**Bret Gilliland**  
Deputy  
Commissioner



**Brian Tripp**  
Associate  
Commissioner  
Broadcast Production



**Darryl Seibel**  
Chief Brand &  
Communications  
Officer



**Justin Packard**  
Manager of  
Digital and Social  
Media



**Stuart Buchanan**  
Director of  
Strategic  
Communications



**Sam Feldman**  
Asst. Director of  
Strategic  
Communications



**Aly Donahue**  
Asst. Director of  
Strategic  
Communications



# MOUNTAIN WEST

## MOUNTAIN DIVISION



AIR FORCE



BOISE STATE



COLORADO STATE



NEW MEXICO



UTAH STATE



WYOMING

## WEST DIVISION



FRESNO STATE



HAWAII



NEVADA



SAN DIEGO STATE



SAN JOSÉ STATE



UNLV

# TheMW.com



MountainWestConference



@MountainWest



MountainWestConf

# SDCCU Stadium



EIGHT STRAIGHT BOWL GAME APPEARANCES ▶ 21 CONFERENCE CHAMPIONSHIPS

On September 15, 1967, the San Diego State University football team first stepped onto the turf of what *Sports Illustrated* would later call the finest multi-purpose stadium in America - San Diego Stadium. That night, the Aztecs, led by head coach Don Coryell and players like Haven Moses, Fred Dryer, Tom Nettles and Nate Wright, defeated Tennessee State 16-8 in front of 45,822 fans.

In an effort to prepare the stadium for the next century, a \$66.4 million renovation project was undertaken in 1997, which increased seating to 71,400, added 31 luxury suites; created 7,600 club seats, and added a second Sony Jumbotron video board in the West end zone.

To help in financing the renovation project, Qualcomm, a local communications company, agreed to provide \$18 million for the naming rights of the Stadium, which expired after 20 years in June 2017.

The facility was renamed SDCCU Stadium in September 2017 after San Diego County Credit Union won the new naming rights bid for \$500,000, which will extend through December 2018.

SDCCU Stadium is located at the intersection of Interstates 8 and 15 in Mission Valley, less than five miles from the university. With the relocation of the National Football League's Chargers to Los Angeles, San Diego State is the facility's lone remaining charter tenant. In the 50 years since that opening night, some of the greatest names in Aztec football history have displayed their talents there - Dennis Shaw, Brian Sipe, Isaac Curtis, Willie Buchanon, Todd Santos, Webster Slaughter, Rob Awalt, Don Warren, Dan McGwire, Henry Allison, Claudie Minor, Jesse Freitas, Craig Penrose, David "Deacon" Turner, Darnay Scott, Kirk Morrison, Marshall Faulk and Donnell Pumphrey to name a few.

In addition to the Aztecs, the San Diego County Credit Union Holiday Bowl has come to call it home. The Stadium has also been the site of such renowned events as the Super Bowl, the World Series and baseball's All-Star Game.

Constructed at a cost of \$27 million, San Diego Stadium opened August 20, 1967, with an exhibition game between the San Diego Chargers and Detroit Lions. Since that game, the facility has been the stage for some of the most memorable events in San Diego State football history. A then-record attendance of 53,611 was on hand November 8, 1975, when the unbeaten Aztecs were involved in one of the most dramatic games ever played in San Diego, but the Arizona Wildcats prevailed, 31-24.

In 1975, average attendance for six home games was 42,040. In '77, a crowd of 50,453 saw the Aztecs hammer 15th-ranked Florida State, 41-16. On January 6, 1981, the name of the facility was changed officially to San Diego Jack Murphy Stadium. Murphy, a nationally-known columnist and the sports editor of the San Diego Union-Tribune, had led the campaign to have the stadium constructed. He had died in 1980.

In 1984, 49,220 fans nearly carried SDSU to an upset of UCLA, as the Bruins hung on to an 18-15 victory. The Aztecs clinched their first Western Athletic Conference championship and a berth in the Holiday Bowl with a 10-3 victory over Brigham Young on November 29, 1986, in front of a Stadium crowd of 45,062. SDSU then played host to Iowa in one of the most memorable Holiday Bowls ever. The hometown Aztecs fought the perennial Big Ten power to a standstill before losing 39-38 on a last second Hawkeye field goal. A crowd of 59,473 witnessed that game on December 30, 1986, which was the largest crowd ever to see SDSU in San Diego Jack Murphy Stadium. State's large and vocal crowds have had much to cheer about through the years. As they await the 2017 season, the Aztecs' all time record in Mission Valley is 206-104-6 (.661).



The stadium underwent a major facelift in 1985. Built initially to seat 52,675 for football, the expansion project pushed capacity to 60,409, and current capacity is 70,561. Largely as a result, the National Football League voted to hold the 1988 Super Bowl game in San Diego where the Washington Redskins defeated the Denver Broncos, 42-10. That national spectacle returned in 1998 to witness the Denver Broncos defeat the Green Bay Packers, 31-24. The most recent Super Bowl hosted in Mission Valley was 2003, when the Tampa Bay Buccaneers routed the Oakland Raiders, 48-21.

Prior to the stadium's opening, the Aztecs played their games in Aztec Bowl - a 13,000-seat facility on campus - and the 34,500-seat Balboa Stadium downtown. The team's record crowd had been the 35,342 fans who jammed Balboa Stadium to see the Aztecs meet North Dakota State in 1966. North Dakota State was the No. 1 small college team in the nation at the time, but the Aztecs won the game 36-0. The victory served as a springboard for San Diego State's national small college championships in 1966, 1967 and 1969 and a move to Division I-A at the end of the 1968 season.

San Diego State moved to what is now SDCCU Stadium in 1967. From 1936-66, the Aztecs played most of their home games in Aztec Bowl on campus, where they had a record of 77-44-5 (.636).

From 1921-35, the team's home field alternated between Balboa Stadium (38-42-4) and Lane Field (12-12-4) with an occasional game played on the old Normal School campus at College Field (9-3-1). Two games were also played at Aztec Field, the old track and field stadium which was located north of the Aztec Center. Since 1973, nearly 75 percent of all Aztec football games have been played at night. The Aztecs played their first and San Diego's first night football game on Sept. 25, 1930, at Lane Field against the San Diego Marine JVs.

## Naming of the Stadium

The original name of the stadium was San Diego Stadium. When Jack Murphy died on September 24, 1980, then Mayor Pete Wilson and the City Council voted to rename it

San Diego Jack Murphy Stadium. The voters officially approved the name change later that year.

After the 1997 renovation, the name changed again. Qualcomm, a local telecommunication company, agreed to pay the City \$18 million to complete the expansion project. In return the name changed to Qualcomm Stadium. The naming rights deal expired in June 2017.

San Diego County Credit Union won the new naming rights bid for \$500,000 and the Mission Valley facility was renamed SDCCU Stadium in September 2018.

## Media Information for SDCCU Stadium

▶ **Stadium Directions and a Seating Map can be found on page 219.**

Credentialed members of the media, who have been approved, can obtain single-game media and photo passes at Gate H beginning two and a half hours prior to kickoff.

If media needs access to SDCCU Stadium prior to that time, they should make arrangements to obtain their credential in advance and enter the stadium through Guest Services at F1.

After the first quarter, credentials may be picked up at the San Diego State Ticket Office (located at Gate E).

Members must have a valid form of government issued identification to obtain a credential.

SDCCU Stadium is an open-press box facility. Please be aware that fall evenings in the San Diego area can be cool.

Complimentary soft drinks are available throughout the game.



# Media Information



EIGHT STRAIGHT BOWL GAME APPEARANCES ► 21 CONFERENCE CHAMPIONSHIPS

MEDIA INFORMATION ◀ UNIVERSITY

	<p><b>Mike May*</b> Senior Associate A.D. - Media Relations &amp; Communications Office: (619) 594-5547    Mobile: (619) 957-8372 mmay@sdsu.edu    Home: (619) 255-1413</p>
	<p><b>Jamie McConeghy*</b> Assistant Athletic Director - Media Relations Office: (619) 594-5547    Mobile: (607) 435-5577 jmcconeg@sdsu.edu</p>
	<p><b>Darin Wong</b> Assistant Athletic Director - Media Relations Office: (619) 594-5547 dwong@sdsu.edu</p>
	<p><b>Jim Solien</b> Assistant Media Relations Director Office: (619) 594-5547 jsolien@sdsu.edu</p>
	<p><b>Martin Foley</b> Assistant Media Relations Director Office: (619) 594-5547 martin.foley@sdsu.edu</p>
	<p><b>Ben Pearson</b> Assistant Media Relations Director Office: (619) 594-5547 ben.pearson@sdsu.edu</p>
	<p><b>Jason Bott</b> Coordinator of Multimedia Productions Office: (619) 594-2428 jbott@sdsu.edu</p>
	<p><b>Lauren Weaver</b> Media Relations Coordinator Office: (619) 594-5547 lweaver@sdsu.edu</p>

\* - indicates primary football contacts.

**San Diego State Media Relations Office**

Media Relations Main Line .....(619) 594-5547  
Media Relations Fax .....(619) 582-6541  
Overnight Address .....San Diego State University  
Department of Athletics  
Fowler Athletics Center, Suite 3014  
5302 55th Street  
San Diego, CA 92115

**GoAztecs.com**  
The official website of SDSU athletics, GoAztecs.com, is the place for official information on the 2018 San Diego State football team. Game notes, releases, statistics, schedules, press conferences and quotes are all available on the website.

**CollegePressBox.com**  
CollegePressBox.com is the official media website for Mountain West football. Access and download weekly game notes, statistics, media guides and more for the conference and each of its 12-member schools throughout the season.

Thank you for your interest in San Diego State. The Aztec media relations staff has produced the 2018 media guide to assist in your coverage of SDSU football. Please contact a member of the staff with any questions, concerns or requests.

## Credentials

All requests for press and photo credentials should be submitted to the media relations office on official letterhead at least three days in advance of the game. Requests should be directed to Mike May or Lauren Weaver and should be submitted by the sports editor or sports director of the media outlet.

Priority is given to daily newspapers, television stations and radio stations with sports programming.

If approved, media members can obtain their credentials at the media will call table located at Gate H, beginning two hours before kickoff.

Credentials will be issued to working media only. Family and friends are not allowed in the press area.

## SINGLE-GAME CREDENTIALS

The San Diego State media relations office will distribute media credentials on a single-game basis only during the 2018 season.

Requests should be made for single-game credentials at least three days prior to the game. Any organization that requests a single-game credential and does not use it, may not be granted another pass for the remainder of the season. No credentials will be granted after Thursday of game week.

## SDCCU Stadium

SDCCU Stadium is the home of the SDSU Aztecs, as well as the site of the San Diego County Credit Union Holiday Bowl. The stadium is located off Interstate 8, just west of Interstate 15. Enter from the north off of Friars Road.

The media entrance and media will call are at Gate H. The open-air press box can be reached by taking Elevator 4 (elevator closest to the press gate) to stadium level 2A.

## GAME PARKING

Parking passes at SDCCU Stadium are limited and will be prioritized similar to the way credentials are issued. Media parking is in the G1 lot and game credentials can be used to access the lot. Visiting media parking should be requested through the opponent's media relations office.

## PRESS BOX SERVICES

Working media will be provided with pregame notes, a game program, flip card, quarterly, halftime and final statistics, including postgame notes and quotes. An in-house television system provides updates and replays during the game. Video and audio of Rocky Long's postgame news conference will also be available. Postgame notes, quotes and final stats will also be available on GoAztecs.com following the game.

## PHOTOGRAPHERS

Only accredited photographers on assignment will be issued sideline credentials for Aztec home games — per NCAA guidelines. The NCAA also specifies that photo shooting must take place outside the restraining line that encircles the playing field and outside of the team areas (25-yard line to 25-yard line).

## TELEPHONES AND INTERNET

The media relations office will provide four charge-per-call phones in the visiting media's section of the press box for all home games. The phones are available on a first-come, first-serve basis. Media requiring special service are urged to order individual phone lines through Gary Brashear at SDCCU Stadium, (619) 281-1500. Those requiring their own phone instruments should make arrangements through their local AT&T representative. Phone lines for originating radio stations, as designated by the opposing athletic department, will be provided through the Mountain West co-op agreement.

Wireless Internet is available, free of charge, in the main area of the press box.

## POSTGAME POLICY

The Aztec locker room is closed. Head coach Rocky Long and selected players will be available at a postgame news conference in the interview room located just down the hall from the Aztec locker room. Video and audio from that news conference will be available in the press box. There is no formal postgame format involving the visiting coaches or players.

No postgame interviews will take place on the field without the prior approval of the media relations office.

For postgame purposes, the Aztec and visiting team locker rooms, and the postgame interview room at SDCCU Stadium are located at the B2 level of the facility. That level can be reached via the press elevator and heading left.

## Interview Requests

For interviews with a member of the SDSU football staff, including head coach Rocky Long, contact senior associate athletic director for media relations Mike May or assistant athletic director for media relations Jamie McConeghy at (619) 594-5547. For video or phone needs, please contact Mike May.

## LONG MEDIA OPPORTUNITIES

All other interviews with Long or any member of the football staff should be arranged through the media relations office.

AZTEC FOOTBALL MEDIA GUIDE

# Media Information



EIGHT STRAIGHT BOWL GAME APPEARANCES ▶ 21 CONFERENCE CHAMPIONSHIPS



## TUESDAY MEDIA LUNCHEONS

This fall, SDSU will once again play host to a Tuesday media luncheon with head coach Rocky Long and requested players. The location will be the second floor of the Fowler Athletics Center.

Lunch is scheduled to begin at noon, with coach Long addressing the media at 12:15 p.m., followed by student-athletes.

Player requests for the press conference should be made by noon on Monday.

The news conference is carried live on the Internet at GoAztecs.com. A transcript of the weekly media luncheon will be posted on GoAztecs.com. Contact the media relations office for additional details.

## FOWLER ATHLETICS CENTER

The Fowler Athletics Center is the home of SDSU athletics. The four-story facility is located at 5302 55th Street in San Diego, just west of Viejas Arena and adjacent to the football practice facility and Tony Gwynn Stadium. The football of-

fices are located on the second floor and the media relations office is on third floor in suite 3014. Usually, major news conferences take place in the first-floor auditorium. Most of Long's media gatherings will be on the second floor.

## CAMPUS PARKING

Media wishing to attend Aztec workouts during the week will need to obtain a special parking permit from the media relations office, located in suite 3014 of the Fowler Athletics Center. The permit is good for parking in Parking Structure 7, just south of the FAC at the corner of Montezuma Road and 55th Street.

## SDSU PRACTICES

San Diego State practices are typically closed. On a weekly basis, certain periods may be open to members of the media who cover San Diego State on a regular basis. Check with the media relations office for details.

Pending schedules, San Diego State players and coaches will be available either Monday or Tuesday.

## Weekly Release

The media relations office will once again e-mail its week-football releases this season. The release will be posted at GoAztecs.com in Adobe Acrobat format. To receive the weekly release via e-mail, please contact Mike May at [mmay@sdsu.edu](mailto:mmay@sdsu.edu).

## CollegePressBox.com

CollegePressBox.com is the official media website for Mountain West football. Access and download weekly game notes, statistics, media guides and more for the conference and each of its 12-member schools throughout the season. The service also has special sections devoted to bowls, awards, national signing day. Login information will be distributed by the conference office to accredited media or you can apply for a password by sending an e-mail to [password@collegepressbox.com](mailto:password@collegepressbox.com).

## What they're saying about CollegePressBox.com ...

*"I couldn't think about covering college football without CollegePressBox.com. ... It's at the top of my personal bookmarks on every computer I own."* - Tim Griffin, 2010 President, Football Writers Association of America

*"A tremendous resource for anyone who covers or works in college football. ... Perfectly organized and updated. There's no need to dig through hundreds of websites. It's one site that covers it all."* - Mike Vest, Big Ten Network

*"The central point for all media to obtain game-week information for the Rose Bowl Game and the BCS National Championship. This one-stop shop for transcripts, audio and reference materials received nothing but positive comments from national media on the ease of navigation and the advanced services never before provided."* - Gina Chappin, Rose Bowl Game

**collegepressbox.com**  
SINCE 2005 EVERYTHING BUT THE PRE-GAME MEAL

## SDSU In-Season Weekly Schedule

A look at San Diego State's typical game week schedule. Please contact the media relations office if you have any questions.

SUN.	MON.	TUES.	WED.	THU.	FRI.	SAT.
<ul style="list-style-type: none"> <li>No practice (contact the SDSU media relations office for interview availability).</li> <li>Coordinators are expected to be available on Sundays (contact the SDSU media relations office for interview availability).</li> </ul>	<ul style="list-style-type: none"> <li>SDSU practices (contact the SDSU media relations office for interview availability).</li> <li>This is the best day to get interviews with student-athletes, coach Long or members of the coaching staff. Please submit your requests no later than Sunday morning.</li> </ul>	<ul style="list-style-type: none"> <li>SDSU media luncheon beginning at noon, featuring coach Long and select players (contact the SDSU media relations office).</li> <li>This is the final day that SDSU student-athletes are available for interviews.</li> </ul>	<ul style="list-style-type: none"> <li>SDSU practices (contact the SDSU media relations office for interview availability).</li> <li>This is the final day that SDSU coaches are available for interviews.</li> </ul>	<ul style="list-style-type: none"> <li>No availability</li> </ul>	<ul style="list-style-type: none"> <li>No availability</li> </ul>	<ul style="list-style-type: none"> <li>Postgame availability only. The San Diego State locker room is closed at all times for both home and road games. For home games, all interviews will take place in the postgame interview room. For road games, the interviews will take place at a designated area adjacent to the locker room.</li> </ul>

# Radio and Television



EIGHT STRAIGHT BOWL GAME APPEARANCES ▶ 21 CONFERENCE CHAMPIONSHIPS

## iHEART MEDIA SAN DIEGO

San Diego State University and FOX Sports College Properties announced a multi-year agreement with iHeartMedia San Diego to broadcast SDSU football and men's basketball games beginning with the 2017 football season.

Select iHeartMedia San Diego radio stations will be the flagship radio outlets for the San Diego State Aztecs' game broadcasts through the FOX Sports College Properties Network. Fans can listen to the game broadcasts locally on 101.5 KGB and XTRA 1360 AM in San Diego, on Fox Sports 1350 in Riverside, and nationwide on iHeartRadio, live streaming radio service.

In addition to the pre-, post- and in-game broadcasts, iHeartMedia San Diego will produce and air a weekly "Coaches Show" with head football coach Rocky Long, and new men's basketball head coach Brian Dutcher. Select SDSU baseball and post-season women's basketball games will be heard on XTRA 1360 AM.

"We are very excited about partnering with iHeart Media San Diego for our radio rights," said SDSU Director of Athletics John David Wicker. "The success of not only our football program, which has won at least 10 games in the last three years and made its eighth straight bowl game appearance last season, our men's basketball program, which has won an unprecedented 11 Mountain West conference championships, but of all of our sports, which have combined to claim 41 team conference titles since the beginning of the 2012-13 season, is something in which the University and the entire San Diego community can take great pride. We look forward to working with iHeart to share the successes of our student-athletes for years to come."

iHeartMedia's Newsradio 600 KOGO, San Diego's News and Information Station, previously held the broadcast rights for SDSU Athletics from 2007 to 2013.

"We are thrilled to welcome back the San Diego State Aztecs to the iHeartMedia family," said Melissa Forrest, President of iHeartMedia's San Diego/Riverside Region. "The partnership is a natural fit, given our past broadcast history with SDSU, our unparalleled reach through our multiple platforms and the widely popular Sky Show association for the past 13 years. We can't wait for the season to start."

Listeners will get their chance to hear the first broadcast of the new season when SDSU opens against at Stanford on Saturday, Aug. 31, 2018. The following week on Sept. 8, the Aztecs will play host to Sacramento State in their home opener game, which also coincides with the 43rd KGB Sky Show, the annual San Diego tradition and "The Biggest Fireworks Show West of the Mississippi."



## ESPN / CBS SPORTS NETWORK / MOUNTAIN WEST NETWORK

The Mountain West has exclusive national television rights agreements with CBS Sports Network and ESPN, Inc. CBS Sports Network is the primary rights holder and 2018 will be the network's 13th year broadcasting Mountain West football games.

On March 20, 2013, the Mountain West and ESPN, Inc. announced a long-term agreement, establishing the network as the second national television partner for Conference-controlled 2013 football and men's basketball games.

Between the two networks, at least 40 football games will be televised annually on their various platforms. The CBS Sports Network and ESPN agreements are scheduled to run concurrently through 2019-20.

### ABOUT CBS SPORTS NETWORK

CBS Sports Network televises more than 300 live games and over 2,000 hours of original programming every year. The network telecasts Professional Bull Riding (PBR), live football, basketball and more from the Mountain West, Conference USA, Atlantic 10, as well as Army, Navy and the Patriot League.

CBS Sports Network also delivers exclusive coverage of SEC football, live NCAA® Tournament studio analysis, award-winning original productions and much more. CBS Sports Network is the home of both the National Lacrosse League (NLL) and Major League Lacrosse (MLL).

Throughout the year, the network also telecasts a full slate of original programming such as behind-the-scenes series, documentaries and studio coverage featuring expert analysis, predictions, in-depth interviews and more.

### ABOUT ESPN

ESPN, Inc., is the world's leading multinational, multimedia sports entertainment company featuring a portfolio of more than 50 multimedia sports assets. The company is comprised of eight U.S. 24-hour television networks (ESPN, ESPN2, ESPNEWS, ESPNU, ESPN Classic, ESPN Deportes, ESPN 3D and Longhorn Network) and five HD simulcast services (ESPN, ESPN2, ESPNU, ESPNEWS and ESPN Deportes). Other businesses include ESPN Regional Television, ESPN International (35 networks, syndication, radio, digital), ESPN Radio (broadcast, satellite, digital, a growing category led by ScoreCenter), ESPN.com (plus a variety of sport-, college-, and market-specific sites), ESPN The Magazine, ESPN Enterprises and espnW. Multi-screen offerings include WatchESPN (access to several ESPN networks online and via an app), ESPN3 (live multi-screen network available online, on the go and via Xbox LIVE) and ESPN Mobile (mobile Web, mobile TV and video, apps, alerts and messaging). Based in Bristol, Conn., ESPN is 80 percent owned by ABC, Inc., which is an indirect subsidiary of The Walt Disney Company. The Hearst Corporation holds a 20 percent interest in ESPN.

### ABOUT MOUNTAIN WEST NETWORK

The Mountain West conference, in collaboration with Campus Insiders continues to expand and enhance the video content and reach of its digital network. Under this unique alliance, the Heartland Emmy award-winning Mountain West Network, powered by Campus Insiders, provides on-demand video content, as well as broadcasts an unprecedented number of live events from the league's 18 sports.

Since its launch in October of 2012, the Mountain West Network has provided fans over 2,000 on-demand videos, while also live-streaming over 3,300 events, including select Conference championships.

Mountain West Network content is available at no cost to viewers and is accessible on multiple devices, including desktop and laptop computers, smartphones and tablets. Fans can also download the official mobile application of the Mountain West on their iPhone, iPod Touch, iPad and Android devices. Visit the App Store or Google Play for details on the free applications.

All Mountain West programming is also available on CampusInsiders.com, the online destination and leading digital content syndication source for college sports. Campus Insiders, a partnership between Silver Chalice Ventures and IMG College, goes beyond the traditional sports media experience, giving dedicated fans an insider's perspective that includes behind-the-scenes content, original video programming (including hosts Bonnie Bernstein and Seth Davis), and live streaming events. Campus Insiders also incorporates the Mountain West into its many existing distribution relationships, including partners on VOD, OTT and IP-Connected platforms.

Additionally, the Mountain West Network powered by Campus Insiders simulcasts all local and regional telecasts online, including ROOT SPORTS-produced football and men's basketball games in markets outside of the ROOT SPORTS footprint, including Cox Communications broadcasts outside of the local market (Las Vegas and San Diego).







## FOX SPORTS COLLEGE PROPERTIES

In 2017, the San Diego State Athletic Department signed a partnership agreement with FOX Sports to exclusively manage its multimedia rights and sponsorship sales. The rights managed by FOX Sports College Properties, a division of FOX-owned Home Team Sports, will include athletics-related radio, corporate hospitality, in-venue signage, social media integration, promotional activities, and intellectual property rights, as well as other mutually agreed upon inventory.

"We at SDSU Athletics are very excited to be associated with the FOX Sports brand and all that comes with partnering with a leader in collegiate athletics," SDSU Director of Athletics John David Wicker said. "San Diego State is a brand that is on the rise nationally and the relationship with FOX Sports is further proof of that. Being able to align our brand with not only FOX Sports, but schools like Auburn, USC, Georgetown and others that are part of the FOX Family, will only enhance San Diego State athletics."

"Partnering with FOX Sports allows SDSU to create synergies with FOX Sports San Diego and the FOX Sports headquarters in Los Angeles that haven't been available to us before. I'm excited by the new opportunities to grow our national brand by leveraging these new assets that FOX will bring to the table."

"San Diego State is a great addition to FOX Sports' elite portfolio of multimedia partnerships," Home Team Sports President Kyle Sherman said. "We look forward to broadening the San Diego State brand and continue its connection with the San Diego community, and acting on the shared vision of what we will build together."

FOX Sports also brings a unique academic component to the partnership through FOX Sports University, which collaborates with students to find solutions to real world marketing and business challenges, giving them valuable experience and a head start when entering the job market.

San Diego State is the latest addition to a select group of universities in FOX Sports' multimedia rights portfolio, including Auburn, Michigan State, Georgetown, USC, Villanova and the BIG EAST Conference.

### ABOUT FOX SPORTS COLLEGE PROPERTIES

FOX Sports College Properties, a division of FOX-owned Home Team Sports, is a full-service sales and marketing organization representing some of the biggest brands in college athletics, including Auburn, Georgetown, Michigan State, Southern California, Villanova, and the BIG EAST Conference. The mission of FOX Sports College Properties

is to create long-term strategic partnerships through customized, integrated marketing programs that deliver great value while addressing the needs and objectives of the athletic departments and corporate partners. Additionally, FOX Sports College Properties owns and operates the Continental Tire Las Vegas Invitational and the Continental Tire Las Vegas Classic college basketball tournaments.



COLLEGE PROPERTIES





## PRINT MEDIA

**San Diego Union-Tribune**  
 PO Box 120191  
 San Diego, CA 92112  
**News Desk:** (619) 293-1341  
**Fax:** (619) 260-5078  
**Website:** sandiegouniontribune.com  
**E-Mail:** sports@uniontrib.com

Kirk Kenney, Beat Writer .....(619) 293-1851  
 Tod Leonard, Writer .....(619) 293-1858  
 Jay Posner, Sports Editor .....(619) 293-1820  
 Nick Canepa, Columnist .....(619) 293-1397  
 Bryce Miller, Columnist .....(619) 293-1397

**The Daily Aztec**  
 San Diego State University, BAM-2  
 San Diego, CA 92182-4591  
**Phone:** (619) 594-7817  
**Fax:** (619) 594-1804  
**Website:** thedailyaztec.com  
**E-Mail:** sports@thedailyaztec.com  
 TBA, Sports Editor

## FUTURE NON-CONFERENCE OPPONENTS

*(Subject to change. Additional opponents to be determined).*

**2019**  
 Aug. 31 Weber State  
 Sept. 7 at UCLA  
 Sept. 14 at New Mexico State  
 Nov. 30 Brigham Young

**2020**  
 Sept. 5 Sacramento State  
 Sept. 12 at Toledo  
 Sept. 19 UCLA  
 Nov. 14 at Brigham Young

**2021**  
 Sept. 4 New Mexico State  
 Sept. 11 at Arizona  
 Sept. 18 Utah

**2022**  
 Sept. 3 Arizona  
 Sept. 10 Toledo  
 Sept. 17 at Utah

**2023**  
 Sept. 2 New Mexico State  
 Spet. 16 at Oregon State  
 Sept. 23 UCLA

**2024**  
 Sept. 7 Washington State

**2025**  
 Sept. 6 at Washington State

**2026**  
 Sept. 12 at UCLA  
 Sept. 19 Oregon State

**2027**  
 Sept. 3 at Eastern Michigan  
 Sept. 18 at Arizona State

**2028**  
 Sept. 16 Arizona State

## WIRE SERVICE

**Associated Press**  
 PO Box 191  
 San Diego, CA 92112  
**News Desk:** (619) 231-9365  
**Fax:** (619) 291-2098  
**E-Mail:** sandiego@ap.org  
 Bernie Wilson, Sports Editor

## TELEVISION

**KSWB (FOX) Channel 5**  
 7191 Engineer Rd.  
 San Diego, CA 92111  
**News Desk:** (858) 573-6500  
**Fax:** (858) 573-6600  
 Jason Hendrick, Sports Producer .....(858) 354-8445  
 Troy Hirsch, Sports .....(858) 573-6507

**KNSD (NBC) Channel 7**  
 225 Broadway  
 San Diego, CA 92101  
**News Desk:** (619) 578-0201  
**Fax:** (619) 578-0202  
 Jim Laslavic, Sports Director .....(619) 578-0226  
 Derek Togerson, Sports .....(619) 578-0215  
 Todd Strain, Sports .....(619) 578-0215  
 Dave Smith, Photographer .....(619) 250-3853

**KFMB (CBS) Channel 8**  
 P.O. Box 85888  
 San Diego, CA 92186  
**News Desk:** (858) 495-7587  
**Fax:** (858) 560-0627  
 Kyle Kraska, Sports Director .....(858) 495-7588  
 John Howard, Sports Anchor/Reporter .....(858) 495-7586  
 Todd Villalobos, Producer .....(858) 495-7587

**KUSI (IND) Channel 9/51**  
 PO Box 719051  
 San Diego, CA 92171-9051  
**News Desk:** (858) 505-5014  
**Fax:** (858) 576-9317  
 Paul Rudy, Sports Director .....(858) 505-5047  
 Rick Willis, Sports .....(858) 505-5032  
 Brandon Stone, Sports

**KGTV (ABC) Channel 10**  
 4600 Air Way  
 San Diego, CA 92102  
**News Desk:** (619) 237-6383  
**Fax:** (619) 527-0369  
 Ben Higgins, Sports Director .....(619) 237-6372  
 Steve Smith, Sports .....(619) 237-6314  
 Jeff LeValley, Chief Photographer .....(619) 237-6316

## RADIO

**XTRA Sports (1360 AM) (SDSU Flagship)**  
 9660 Granite Ridge Drive  
 Suite 100  
 San Diego, CA 92123-2657  
**News Desk:** (858) 715-3367  
**Fax:** (858) 715-3363; (858) 715-3364  
 Ted Leitner, SDSU Football Play-By-Play

**Local Weekday Lineup:**  
 Nick Hardwick and Judson Richards, 6-9 a.m.  
 .....Producer: Brendan Kennealy  
 Mark Willard and Rich Ohrmberger, Noon-3 p.m.  
 .....Producer: Jon Schaeffer  
 The Loose Cannons  
 Steve Hartman and Mike Costa, 3-6 p.m.  
 .....Producer: Ernie Martinez

**KOGO (600 AM)**  
 9660 Granite Ridge Drive  
 San Diego, CA 92123-2657  
**News Desk:** (858) 560-6671  
**Fax:** (858) 715-3363; (858) 715-3364

**XPRS - The Mighty 1090 (1090 AM)**  
 6160 Cornerstone Ct. #100  
 San Diego, CA 92121  
**Phone:** (858) 320-0377  
**Fax:** (858) 320-0328

**Local Weekday Lineup:**  
 Ben Higgins and Steve Woods, 6-10 a.m.  
 .....Producer: Paul Reindl  
 Darren Smith, Noon-3:30 p.m.  
 .....Producers: Marty Caswell and Jordan Carruth  
 Scott Kaplan and Billy Ray Smith, 3:30-7 p.m.  
 .....Producer: Alex Padilla

**XEPE - ESPN Radio (1700 AM)**  
 6160 Cornerstone Ct. #100  
 San Diego, CA 92121  
**Phone:** (858) 535-2500  
**Fax:** (858) 320-0328

**KWFN - 97.3 FM The Fan**  
 9665 Granite Ridge Dr.  
 Suite 600  
 San Diego, CA 92123  
**Phone:** (619) 291-9797

**Local Weekday Lineup:**  
 Dan Sileo, 5-9 a.m.  
 .....Producer: Jeff McBrayer  
 Tony Gwynn, Jr. and Chris Ello, 3-7 p.m.  
 .....Producer: Matt Skrabay

**KFMB Radio (760 AM)**  
 7677 Engineer Road  
 San Diego, CA 92111  
**Phone:** (858) 292-7600  
**Fax:** (858) 279-7676

# 2018 Opponents

EIGHT STRAIGHT BOWL GAME APPEARANCES ► 21 CONFERENCE CHAMPIONSHIPS



## Stanford

Aug. 31 • Stanford Stadium • Stanford, Calif.

### GENERAL INFORMATION

**Location:** Stanford, Calif.  
**Enrollment:** 18,136  
**Nickname:** Cardinal  
**Colors:** Cardinal & White  
**Conference:** Pac-12  
**Stadium:** Stanford Stadium (50,424)  
**Playing Surface:** Grass

### HEAD COACH

**Head Coach:** David Shaw  
**Career Record:** 73-22 (Seven years)  
**Record at Stanford:** Same  
**Career Record vs. SDSU:** 0-1

### TEAM INFORMATION

**2017 Record:** 9-5 (7-2 Pac-12)  
**Lettermen R/L:** 63/21  
**Starters Returning:** 18

### MEDIA INFORMATION

**Football SID:** Alan George  
**E-Mail:** alan.george@stanford.edu  
**Office Phone:** (574) 340-3977  
**Office Fax:** (650) 725-2957  
**Press Box Phone:** (650) 723-4418  
**Website:** gostanford.com

### 2018 SCHEDULE

A.31 San Diego State  
 S.8 USC\*  
 S.15 UC Davis  
 S.22 at Oregon\*  
 S.29 at Notre Dame  
 O.6 Utah\*  
 O.18 at Arizona State\*  
 O.27 Washington State\*  
 N.3 at Washington\*  
 N.10 Oregon State\*  
 N.17 at California\*  
 N.24 at UCLA\*

### 2017 RESULTS

A.26 vs. Rice W, 62-7  
 S.9 at USC L, 24-42  
 S.16 at San Diego State L, 17-20  
 S.23 UCLA\* W, 58-34  
 S.30 Arizona State\* W, 34-24  
 O.7 at Utah\* W, 23-20  
 O.14 Oregon\* W, 49-7  
 O.26 at Oregon State\* W, 15-14  
 N.4 at Washington State\* L, 21-24  
 N.10 Washington\* W, 33-20  
 N.18 California\* W, 17-14  
 N.25 Notre Dame W, 38-20  
 D.1 vs. USC# L, 28-31  
 D.28 TCU^ L, 37-39  
 # - Pac-12 Championship ^ - Alamo Bowl



## Sacramento State

Sept. 8 • SDCCU Stadium • San Diego, Calif.

### GENERAL INFORMATION

**Location:** Sacramento, Calif.  
**Enrollment:** 30,284  
**Nickname:** Hornets  
**Colors:** Green & Gold  
**Conference:** Big Sky  
**Stadium:** Hornet Stadium (21,195)  
**Playing Surface:** FieldTurf

### HEAD COACH

**Head Coach:** Jody Sears  
**Career Record:** 22-46 (Six years)  
**Record at SAC:** 18-27 (Four years)  
**Career Record vs. SDSU:** 0-0

### TEAM INFORMATION

**2017 Record:** 7-4 (6-2 Big Sky)  
**Lettermen R/L:** 57/18  
**Starters Returning:** 17

### MEDIA INFORMATION

**Football SID:** Brian Berger  
**E-Mail:** bwberger@csus.edu  
**Office Phone:** (916) 278-4313  
**Office Fax:** (916) 278-5429  
**Press Box Phone:** (916) 278-5995  
**Website:** hornetsports.com

### 2018 SCHEDULE

S.1 St. Francis (Ill.)  
 S.8 at San Diego State  
 S.15 at Northern Colorado  
 S.22 at Montana\*  
 O.6 Cal Poly\*  
 O.13 at Southern Utah\*  
 O.20 North Dakota\*  
 O.27 Portland State\*  
 N.3 at Weber State\*  
 N.10 Northern Arizona\*  
 N.17 at UC Davis\*

### 2017 RESULTS

A.31 at Idaho L, 6-28  
 S.9 Incarnate Word W, 56-22  
 S.16 Weber State L, 24-31  
 S.23 Southern Utah\* W, 54-27  
 S.30 at Eastern Washington\* L, 31-52  
 O.14 Idaho State\* W, 41-21  
 O.21 at North Dakota\* W, 34-27  
 O.28 at Northern Arizona\* L, 17-37  
 N.4 Northern Colorado\* W, 50-21  
 N.11 at Cal Poly\* W, 49-14  
 N.18 UC Davis\* W, 52-47



## Arizona State

Sept. 15 • SDCCU Stadium • San Diego, Calif.

### GENERAL INFORMATION

**Location:** Tempe, Ariz.  
**Enrollment:** 82,000  
**Nickname:** Sun Devils  
**Colors:** Maroon & Gold  
**Conference:** Pac-12  
**Stadium:** Sun Devil Stadium (56,232)  
**Playing Surface:** Grass

### HEAD COACH

**Head Coach:** Herm Edwards  
**Career Record:** 0-0 (First year)  
**Record at ASU:** Same  
**Career Record vs. SDSU:** 0-0

### TEAM INFORMATION

**2017 Record:** 7-6 (6-3 Pac-12)  
**Lettermen R/L:** 48/19  
**Starters Returning:** 14

### MEDIA INFORMATION

**Football SID:** Mark Brand  
**E-Mail:** mark.brand@asu.edu  
**Office Phone:** (480) 965-6592  
**Office Fax:** (480) 965-5408  
**Press Box Phone:** (480) 965-6207  
**Website:** thesundevils.com

### 2018 SCHEDULE

S.1 UTSA  
 S.8 Michigan State  
 S.15 at San Diego State  
 S.22 at Washington\*  
 S.29 Oregon State\*  
 O.6 at Colorado\*  
 O.18 Stanford\*  
 O.27 at USC\*  
 N.3 Utah\*  
 N.10 UCLA\*  
 N.17 at Oregon\*  
 N.24 at Arizona\*

### 2017 RESULTS

A.31 New Mexico State W, 37-31  
 S.9 San Diego State L, 20-30  
 S.16 at Texas Tech L, 45-52  
 S.23 Oregon\* W, 37-35  
 S.30 at Stanford\* L, 24-34  
 O.14 Washington W, 13-7  
 O.21 at Utah\* W, 30-10  
 O.28 USC\* L, 17-48  
 N.4 Colorado\* W, 41-30  
 N.11 at UCLA\* L, 37-44  
 N.18 at Oregon State\* W, 40-24  
 N.25 Arizona\* W, 42-30  
 D.29 North Carolina State^ L, 31-52  
 ^ - Sun Bowl



## Eastern Michigan

Sept. 22 • SDCCU Stadium • San Diego, Calif.

### GENERAL INFORMATION

**Location:** Ypsilanti, Mich.  
**Enrollment:** 21,105  
**Nickname:** Eagles  
**Colors:** Green & White  
**Conference:** Mid-American  
**Stadium:** Rynearson Stadium (30,692)  
**Playing Surface:** FieldTurf

### HEAD COACH

**Head Coach:** Chris Creighton  
**Career Record:** 154-80 (21 years)  
**Record at EMU:** 15-34 (Four years)  
**Career Record vs. SDSU:** 0-0

### TEAM INFORMATION

**2017 Record:** 5-7 (3-5 MAC)  
**Lettermen R/L:** 46/16  
**Starters Returning:** 17

### MEDIA INFORMATION

**Football SID:** Greg Steiner  
**E-Mail:** greg.steiner@emich.edu  
**Office Phone:** (734) 487-0318  
**Office Fax:** (734) 485-3840  
**Press Box Phone:** (734) 481-0014/0072  
**Website:** emueagles.com

### 2018 SCHEDULE

A.31 Monmouth  
 S.8 at Purdue  
 S.15 at Buffalo\*  
 S.22 at San Diego State  
 S.29 Northern Illinois\*  
 O.6 at Western Michigan\*  
 O.13 Toledo\*  
 O.20 at Ball State\*  
 O.27 Army West Point  
 N.3 Central Michigan\*  
 N.10 Akron\*  
 N.23 at Kent State\*

### 2017 RESULTS

S.1 Charlotte W, 24-7  
 S.9 at Rutgers W, 16-13  
 S.23 Ohio\* (2ot) L, 20-27  
 S.30 at Kentucky L, 20-24  
 O.7 at Toledo\* L, 15-20  
 O.14 at Army West Point L, 27-28  
 O.21 Western Michigan\* (ot) L, 17-20  
 O.26 at Northern Illinois\* (ot) L, 27-30  
 N.2 Ball State\* W, 56-14  
 N.8 at Central Michigan\* L, 30-42  
 N.15 at Miami (OH)\* W, 27-24  
 N.21 Bowling Green\* W, 34-31

# 2018 Opponents

EIGHT STRAIGHT BOWL GAME APPEARANCES ▶ 21 CONFERENCE CHAMPIONSHIPS



2018 OPPONENTS ◀ UNIVERSITY



## Boise State

**Oct. 6 • Albertsons Stadium • Boise, Idaho**

### GENERAL INFORMATION

**Location:** Boise, Idaho  
**Enrollment:** 23,886  
**Nickname:** Broncos  
**Colors:** Blue & Orange  
**Conference:** Mountain West  
**Stadium:** Albertsons Stadium (36,387)  
**Playing Surface:** Blue FieldTurf

### HEAD COACH

**Head Coach:** Bryan Harsin  
**Career Record:** 49-17 (Five years)  
**Record at BSU:** 42-12  
**Career Record vs. SDSU:** 2-0

### TEAM INFORMATION

**2017 Record:** 11-3 (7-1 MW)  
**Lettermen R/L:** 48/15  
**Starters Returning:** 18

### MEDIA INFORMATION

**Football SID:** Joe Nickell  
**E-Mail:** joenickell@boisestate.edu  
**Office Phone:** (208) 426-3868  
**Office Fax:** (208) 426-1778  
**Press Box Phone:** (208) 426-1408  
**Website:** broncosports.com

### 2018 SCHEDULE

S.1 at Troy  
 S.8 Connecticut  
 S.15 at Oklahoma State  
 S.29 at Wyoming  
 O.6 San Diego State\*  
 O.13 at Nevada\*  
 O.19 Colorado State\*  
 O.27 at Air Force\*  
 N.3 Brigham Young\*  
 N.9 Fresno State\*  
 N.16 at New Mexico\*  
 N.24 Utah State\*

### 2017 RESULTS

S.2 at Troy W, 24-13  
 S.9 at Washington State (3ot) L, 44-47  
 S.14 New Mexico\* W, 28-14  
 S.22 Virginia L, 23-42  
 O.6 at Brigham Young W, 24-7  
 O.14 at San Diego State\* W, 31-14  
 O.21 Wyoming\* W, 24-14  
 O.28 at Utah State\* W, 41-14  
 N.4 Nevada\* W, 41-14  
 N.11 at Colorado State\* (2ot) W, 59-52  
 N.18 Air Force\* W, 44-19  
 N.25 at Fresno State\* L, 17-28  
 D.2 Fresno State# W, 17-14  
 D.16 Oregon^ W, 38-28  
 # - MW Championship ^ - Las Vegas Bowl



## Air Force

**Oct. 12 • SDCCU Stadium • San Diego, Calif.**

### GENERAL INFORMATION

**Location:** Colorado Springs, Colo.  
**Enrollment:** 4,000  
**Nickname:** Falcons  
**Colors:** Blue & Silver  
**Conference:** Mountain West  
**Stadium:** Falcon Stadium (46,692)  
**Playing Surface:** FieldTurf

### HEAD COACH

**Head Coach:** Troy Calhoun  
**Career Record:** 82-60 (12 years)  
**Record at Air Force:** Same  
**Career Record vs. SDSU:** 3-7

### TEAM INFORMATION

**2017 Record:** 5-7 (4-4 MW)  
**Lettermen R/L:** 52/26  
**Starters Returning:** 13

### MEDIA INFORMATION

**Football SID:** Troy Garnhart  
**E-Mail:** troy.garnhart@usafa.edu  
**Office Phone:** (719) 333-9263  
**Office Fax:** (719) 333-3798  
**Press Box Phone:** (719) 333-1100  
**Website:** goairforcefalcons.com

### 2018 SCHEDULE

S.1 Stony Brook  
 S.8 at Florida Atlantic  
 S.22 at Utah State\*  
 S.29 Nevada\*  
 O.6 Navy\*  
 O.12 at San Diego State\*  
 O.19 at UNLV\*  
 O.27 Boise State\*  
 N.3 at Army West Point  
 N.10 New Mexico\*  
 N.17 at Wyoming\*  
 N.22 Colorado State\*

### 2017 RESULTS

S.2 VMI W, 62-0  
 S.16 at Michigan L, 13-29  
 S.23 San Diego State\* L, 24-28  
 S.30 at New Mexico\* L, 38-56  
 O.7 at Navy\* L, 45-48  
 O.14 UNLV\* W, 34-30  
 O.20 at Nevada\* W, 45-42  
 O.28 at Colorado State\* W, 45-28  
 N.4 Army West Point\* L, 0-21  
 N.11 Wyoming\* L, 14-28  
 N.18 at Boise State\* L, 19-44  
 N.25 Utah State\* W, 38-35



## San José State

**Oct. 20 • SDCCU Stadium • San Diego, Calif.**

### GENERAL INFORMATION

**Location:** San José, Calif.  
**Enrollment:** 29,164  
**Nickname:** Spartans  
**Colors:** Gold, White & Blue  
**Conference:** Mountain West  
**Stadium:** CEFCU Stadium (30,456)  
**Playing Surface:** FieldTurf

### HEAD COACH

**Head Coach:** Brent Brennan  
**Career Record:** 2-11 (One year)  
**Record at SJSU:** Same  
**Career Record vs. SDSU:** 0-1

### TEAM INFORMATION

**2017 Record:** 2-11 (1-7 MW)  
**Lettermen R/L:** 39/21  
**Starters Returning:** 13

### MEDIA INFORMATION

**Football SID:** Lawrence Fan  
**E-Mail:** lawrence.fan@sjsu.edu  
**Office Phone:** (408) 924-1217  
**Office Fax:** (408) 924-1291  
**Press Box Phone:** (408) 924-1234  
**Website:** sjsuspartans.com

### 2018 SCHEDULE

A.30 UC Davis  
 S.8 at Washington State  
 S.15 at Oregon  
 S.29 Hawaii\*  
 O.6 Colorado State\*  
 O.13 Army West Point  
 O.20 at San Diego State\*  
 O.27 UNLV\*  
 N.3 at Wyoming\*  
 N.10 at Utah State\*  
 N.17 Nevada\*  
 N.24 at Fresno State\*

### 2017 RESULTS

A.26 South Florida L, 22-42  
 S.2 Cal Poly W, 34-13  
 S.9 at Texas L, 0-56  
 S.16 at Utah L, 16-54  
 S.23 Utah State\* L, 10-61  
 S.30 at UNLV\* L, 13-41  
 O.7 Fresno State\* L, 10-27  
 O.14 at Hawaii\* L, 26-37  
 O.28 at Brigham Young L, 20-41  
 N.4 San Diego State\* L, 7-52  
 N.11 at Nevada\* L, 14-59  
 N.18 at Colorado State\* L, 14-42  
 N.25 Wyoming\* W, 20-17



## Nevada

**Oct. 27 • Mackay Stadium • Reno, Nev.**

### GENERAL INFORMATION

**Location:** Reno, Nev.  
**Enrollment:** 19,000  
**Nickname:** Wolf Pack  
**Colors:** Navy Blue & Silver  
**Conference:** Mountain West  
**Stadium:** Mackay Stadium (30,000)  
**Playing Surface:** FieldTurf

### HEAD COACH

**Head Coach:** Jay Norvell  
**Career Record:** 3-9 (One year)  
**Record at Nevada:** Same  
**Career Record vs. SDSU:** 0-1

### TEAM INFORMATION

**2017 Record:** 3-9 (3-5 MW)  
**Lettermen R/L:** 46/17  
**Starters Returning:** 14

### MEDIA INFORMATION

**Football SID:** Chad Hartley  
**E-Mail:** hartleyc@unr.edu  
**Office Phone:** (775) 682-6982  
**Office Fax:** (775) 784-4386  
**Press Box Phone:** (775) 784-6845  
**Website:** nevadawolfpack.com

### 2018 SCHEDULE

A.31 Portland State  
 S.8 at Vanderbilt  
 S.15 Oregon State  
 S.22 at Toledo  
 S.29 at Air Force\*  
 O.6 Fresno State\*  
 O.13 Boise State\*  
 O.20 at Hawaii\*  
 O.27 San Diego State\*  
 N.10 Colorado State\*  
 N.17 at San José State\*  
 N.24 at UNLV\*

### 2017 RESULTS

S.2 at Northwestern L, 20-31  
 S.9 Toledo L, 24-37  
 S.16 Idaho State L, 28-30  
 S.23 at Washington State L, 7-45  
 S.30 at Fresno State L, 21-41  
 O.7 Hawaii\* W, 35-21  
 O.14 at Colorado State\* L, 42-44  
 O.20 Air Force\* L, 42-45  
 N.4 at Boise State\* L, 14-41  
 N.11 San José State\* W, 59-14  
 N.18 at San Diego State\* L, 23-42  
 N.25 UNLV\* W, 23-16

AZTEC FOOTBALL MEDIA GUIDE

# 2018 Opponents

EIGHT STRAIGHT BOWL GAME APPEARANCES ► 21 CONFERENCE CHAMPIONSHIPS



## New Mexico

Nov. 3 • Dreamstyle Stadium • Albuquerque, N.M.

### GENERAL INFORMATION

**Location:** Albuquerque, N.M.  
**Enrollment:** 27,353  
**Nickname:** Lobos  
**Colors:** Cherry & Silver  
**Conference:** Mountain West  
**Stadium:** Dreamstyle Stadium (39,224)  
**Playing Surface:** FieldTurf

### HEAD COACH

**Head Coach:** Bob Davie  
**Career Record:** 65-70 (11 years)  
**Record at UNM:** 30-46 (Six years)  
**Career Record vs. SDSU:** 0-3

### TEAM INFORMATION

**2017 Record:** 3-9 (1-7 MW)  
**Lettermen R/L:** 51/18  
**Starters Returning:** 15

### MEDIA INFORMATION

**Football SID:** Frank Mercogliano  
**E-Mail:** fmercog@unm.edu  
**Office Phone:** (505) 925-5520  
**Office Fax:** (505) 925-5529  
**Press Box Phone:** (505) 925-5573  
**Website:** goblobos.com

### 2018 SCHEDULE

S.1 Incarnate Word  
 S.8 at Wisconsin  
 S.15 at New Mexico State  
 S.29 Liberty  
 O.6 at UNLV\*  
 O.13 at Colorado State\*  
 O.20 Fresno State\*  
 O.27 at Utah State\*  
 N.3 San Diego State\*  
 N.10 at Air Force  
 N.16 Boise State\*  
 N.24 Wyoming\*

### 2017 RESULTS

S.2 Abilene Christian W, 38-14  
 S.9 New Mexico State L, 28-30  
 S.14 at Boise State\* L, 14-28  
 S.23 at Tulsa W, 16-13  
 S.30 Air Force\* W, 56-38  
 O.14 at Fresno State\* L, 0-38  
 O.20 Colorado State\* L, 24-27  
 O.28 at Wyoming\* L, 3-42  
 N.4 Utah State\* L, 10-24  
 N.11 at Texas A&M L, 14-55  
 N.17 UNLV\* L, 35-38  
 N.24 at San Diego State\* L, 10-35



## UNLV

Nov. 10 • SDCCU Stadium • San Diego, Calif.

### GENERAL INFORMATION

**Location:** Las Vegas, Nev.  
**Enrollment:** 29,000  
**Nickname:** Rebels  
**Colors:** Scarlet & Gray  
**Conference:** Mountain West  
**Stadium:** Sam Boyd Stadium (35,500)  
**Playing Surface:** TurfTech

### HEAD COACH

**Head Coach:** Tony Sanchez  
**Career Record:** 12-24 (Three years)  
**Record at UNLV:** Same  
**Career Record vs. SDSU:** 0-3

### TEAM INFORMATION

**2017 Record:** 5-7 (4-4 MW)  
**Lettermen R/L:** 48/21  
**Starters Returning:** 16

### MEDIA INFORMATION

**Football SID:** Mark Wallington  
**E-Mail:** mark.wallington@unlv.edu  
**Office Phone:** (702) 895-4472  
**Office Fax:** (702) 895-0989  
**Press Box Phone:** (702) 895-1248  
**Website:** unlvrebels.com

### 2018 SCHEDULE

S.1 at USC  
 S.8 UTEP  
 S.15 Prairie View A&M  
 S.22 at Arkansas State  
 O.6 New Mexico\*  
 O.13 at Utah State\*  
 O.19 Air Force\*  
 O.27 at San José State\*  
 N.3 Fresno State\*  
 N.10 at San Diego State\*  
 N.17 at Hawai'i\*  
 N.24 Nevada\*

### 2017 RESULTS

S.2 Howard L, 40-43  
 S.9 at Idaho W, 44-16  
 S.23 at Ohio State L, 21-54  
 S.30 San José State\* W, 41-13  
 O.7 San Diego State\* L, 10-41  
 O.14 at Colorado State\* L, 30-34  
 O.21 Utah State\* L, 28-52  
 O.28 at Fresno State\* W, 26-16  
 N.4 Hawai'i\* W, 31-23  
 N.10 Brigham Young L, 21-31  
 N.17 at New Mexico\* W, 38-35  
 N.25 at Nevada\* L, 16-23



## Fresno State

Nov. 17 • Bulldog Stadium • Fresno, Calif.

### GENERAL INFORMATION

**Location:** Fresno, Calif.  
**Enrollment:** 24,500  
**Nickname:** Bulldogs  
**Colors:** Red & Blue  
**Conference:** Mountain West  
**Stadium:** Bulldog Stadium (41,031)  
**Playing Surface:** FieldTurf

### HEAD COACH

**Head Coach:** Jeff Tedford  
**Career Record:** 92-61 (12 years)  
**Record at Fresno State:** 10-4 (One year)  
**Career Record vs. SDSU:** 1-0

### TEAM INFORMATION

**2017 Record:** 10-4 (7-1 MW)  
**Lettermen R/L:** 44/14  
**Starters Returning:** 17

### MEDIA INFORMATION

**Football SID:** Matt Burkholder  
**E-Mail:** mburkholder@csufresno.edu  
**Office Phone:** (559) 278-6577  
**Office Fax:** (559) 278-4689  
**Press Box Phone:** (559) 278-5951  
**Website:** gobulldogs.com

### 2018 SCHEDULE

S.1 Idaho  
 S.8 at Minnesota  
 S.15 at UCLA  
 S.29 Toledo  
 O.6 at Nevada\*  
 O.13 Wyoming\*  
 O.20 at New Mexico\*  
 O.27 Hawai'i\*  
 N.3 at UNLV\*  
 N.9 at Boise State\*  
 N.17 San Diego State\*  
 N.24 San José State\*

### 2017 RESULTS

S.2 Incarnate Word W, 66-0  
 S.9 at Alabama L, 10-41  
 S.16 at Washington L, 16-48  
 S.30 Nevada\* W, 41-21  
 O.7 at San José State\* W, 27-10  
 O.14 New Mexico\* W, 38-0  
 O.21 at San Diego State\* W, 27-3  
 O.28 UNLV\* L, 16-26  
 N.4 Brigham Young W, 20-13  
 N.11 at Hawai'i\* W, 31-21  
 N.18 at Wyoming\* W, 13-7  
 N.25 Boise State\* W, 28-17  
 D.2 at Boise State# L, 14-17  
 D.24 Houston^ W, 33-27  
 # - MW Championship ^ - Hawai'i Bowl



## Hawai'i

Nov. 24 • SDCCU Stadium • San Diego, Calif.

### GENERAL INFORMATION

**Location:** Honolulu, Hawaii  
**Enrollment:** 20,000  
**Nickname:** Rainbow Warriors  
**Colors:** Green, Black, White & Silver  
**Conference:** Mountain West  
**Stadium:** Aloha Stadium (50,000)  
**Playing Surface:** Synthetic Infilled Turf

### HEAD COACH

**Head Coach:** Nick Rolovich  
**Career Record:** 10-16 (Two years)  
**Record at Hawai'i:** Same  
**Career Record vs. SDSU:** 0-2

### TEAM INFORMATION

**2017 Record:** 3-9 (1-7 MW)  
**Lettermen Returning/Lost:** 43/33  
**Starters Returning:** 11

### MEDIA INFORMATION

**Football SID:** Derek Inouchi  
**E-Mail:** inouchi@hawaii.edu  
**Office Phone:** (808) 956-4478  
**Office Fax:** (808) 956-4470  
**Press Box Phone:** (808) 486-1800  
**Website:** hawaiiathletics.com

### 2018 SCHEDULE

A.25 at Colorado State\*  
 S.1 Navy  
 S.8 Rice  
 S.15 at Army West Point  
 S.22 Duquesne  
 S.29 at San José State\*  
 O.6 Wyoming\*  
 O.13 at Brigham Young  
 O.20 Nevada\*  
 O.27 at Fresno State\*  
 N.3 Utah State\*  
 N.17 UNLV\*  
 N.24 at San Diego State\*

### 2017 RESULTS

A.26 at Massachusetts W, 38-35  
 S.2 Western Carolina W, 41-18  
 S.9 at UCLA L, 23-56  
 S.23 at Wyoming\* L, 21-28  
 S.30 Colorado State\* L, 21-51  
 O.7 at Nevada\* L, 21-35  
 O.14 San José State\* W, 37-26  
 O.28 San Diego State\* L, 7-28  
 N.4 at UNLV\* L, 23-31  
 N.11 Fresno State\* L, 21-31  
 N.18 at Utah State\* L, 0-38  
 N.25 Brigham Young L, 20-30

# Composite Schedule



EIGHT STRAIGHT BOWL GAME APPEARANCES ► 21 CONFERENCE CHAMPIONSHIPS

COMPOSITE SCHEDULE ◀ UNIVERSITY

	Stanford	Sacramento State	Arizona State	Eastern Michigan	Boise State	Air Force	San José State	Nevada	New Mexico	UNLV	Fresno State	Hawai'i
Aug. 25	Open	Open	Open	Open	Open	Open	Open	Open	Open	Open	Open	at Colorado State
Aug. 31		St. Francis (Ill.) (Sept. 1)	UTSA (Sept. 1)	Monmouth	at Troy (Sept. 1)	Stony Brook (Sept. 1)	UC Davis (Aug. 30)	Portland State	Incarnate Word (Sept. 1)	at USC (Sept. 1)	Idaho (Sept. 1)	Navy (Sept. 1)
Sept. 8	USC		Michigan State	at Purdue	Connecticut	at Florida Atlantic	at Washington State	at Vanderbilt	at Wisconsin	UTEP	at Minnesota	Rice
Sept. 15	UC Davis	at Northern Colorado		at Buffalo	at Oklahoma State	Open	at Oregon	Oregon State	at New Mexico State	Prairie View A&M	at UCLA	at Army West Point
Sept. 22	at Oregon	at Montana	at Washington		Open	at Utah State	Open	at Toledo	Open	at Arkansas State	Open	Duquesne
Sept. 29	at Notre Dame	Open	Oregon State	Northern Illinois	at Wyoming	Nevada	Hawai'i	at Air Force	Liberty	Open	Toledo	at San José State
Oct. 6	Utah	Cal Poly	at Colorado	at Western Michigan		Navy	Colorado State	Fresno State	at UNLV	New Mexico	at Nevada	Wyoming
Oct. 12	Open	at Southern Utah (Oct. 13)	Open	Toledo (Oct. 13)	at Nevada (Oct. 13)		Army West Point (Oct. 13)	Boise State (Oct. 13)	at Colorado State (Oct. 13)	at Utah State (Oct. 13)	Wyoming (Oct. 13)	at Brigham Young
Oct. 20	at Arizona State (Oct. 18)	North Dakota	Stanford (Oct. 18)	at Ball State	Colorado State (Oct. 19)	at UNLV (Oct. 19)		at Hawai'i	Fresno State	Air Force (Oct. 19)	at New Mexico	Nevada
Oct. 27	Washington State	Portland State	at USC	Army West Point	at Air Force	Boise State	UNLV		at Utah State	at San José State	Hawai'i	at Fresno State
Nov. 3	at Washington	at Weber State	Utah	Central Michigan	Brigham Young	at Army West Point	at Wyoming	Open		Fresno State	at UNLV	Utah State
Nov. 10	Oregon State	Northern Arizona	UCLA	Akron	Fresno State (Nov. 9)	New Mexico	at Utah State	Colorado State	at Air Force		at Boise State (Nov. 9)	Open
Nov. 17	at California	at UC Davis	at Oregon	Open	at New Mexico (Nov. 16)	at Wyoming	Nevada	at San José State	Boise State (Nov. 16)	at Hawai'i		UNLV
Nov. 24	at UCLA	FCS Playoffs	at Arizona	at Kent State (Nov. 23)	Utah State	Colorado State (Nov. 22)	at Fresno State	at UNLV	Wyoming	Nevada	San José State	

# 2018 SENIORS



PARKER **BALDWIN**



JOHN **BARON II**



CHRISTIAN **CHAPMAN**



MARC **ELLIS**



GARRETT **ERICKSON**



NOBLE **HALL**



RONLEY **LAKALAKA**



ANTHONY **LUKE**



DAMON **MOORE**



CHIBU **ONYEKWU**



RYAN **POPE**



GABE **STRONG**



FRED **TREVILLION**



CHAD **WOOLSEY**

San Diego State is sixth among FBS teams in winning percentage (.780) and win total (32) since the start of the 2015 season.

San Diego State has advanced to eight consecutive bowl games, joining Stanford as the only football teams in California - FBS or NFL - to advance to the postseason in each of the past eight years.

San Diego State is one of three schools with two different Heisman Trophy top-10 individual finishes (Rashaad Penny and Donnel Pumphrey) each of the past two seasons (also Oklahoma and Stanford).

San Diego State is one of 17 teams nationally to play in a bowl game each of the last eight seasons (2010-17) and one of just two from the Group of 5 (also Boise State).

Since the start of the 2010 season, San Diego State's 73-33 record is tied with USC for the second-best mark in the state, only trailing Stanford (85-23), a team it beat 20-17 last year.

Since 2015, San Diego State ranks first in FBS in turnover margin (+43) and interceptions (63), third in rush defense (116.3), turnovers forced (83) and interception touchdowns (10), sixth in total defense (305.5 ypg), seventh in scoring defense (18.9), and 12th in pass defense (189.2).

## TEAMS WITH 10+ WINS IN EACH OF THE LAST THREE SEASONS



## EIGHT CONSECUTIVE BOWL GAME APPEARANCES





RON SMITH

MYLES CHEATUM

DOMINIC GUDINO

DAISHAWN DIXON

TROY CASSIDY

TYLER ROEMER

KEITH ISMAEL

TARIQ THOMPSON

# 2018 AZTEC FOOTBALL SCHEDULE



at Stanford  
Aug. 31 - 6 PM PT



SACRAMENTO STATE  
Sept. 8 - 6 PM PT



ARIZONA STATE  
Sept. 15 - 7:30 PM PT



EASTERN MICHIGAN  
Sept. 22 - 7:30 PM PT



at Boise State\*  
Oct. 6 - TBA



AIR FORCE\*  
Oct. 12 - 6 PM PT



SAN JOSÉ STATE\*  
Oct. 20 - 7:30 PM PT



at Nevada\*  
Oct. 27 - TBA



at New Mexico\*  
Nov. 3 - TBA



UNLV\*  
Nov. 10 - TBA



at Fresno State\*  
Nov. 17 - 7:30 PM PT



HAWAI'I\*  
Nov. 24 - TBA

\* DENOTES  GAME