

Game No. 6



San Diego State (4-1)  
at Washington (5-1)

**Tuesday, Dec. 7, 2004**  
**7:00 p.m. PST (announced)**  
**Bank of America Arena at**  
**Edmundson Pavilion**  
**(10,000)**  
**Seattle, Wash.**

► **Television**

There is no live television for this game although the game is available via pay-per-view off gohuskies.com.

► **Radio**

XPRS-1090 AM, San Diego (The Mighty 1090). Ted Leitner (play-by-play) and Dave Marcus (producer).

► **Live Stats**

Live stats from the game can be found on San Diego State's home page at goaztecs.com.

► **Series**

This is just the second meeting between the teams with Washington leading 1-0. Last season, the Huskies handed the Aztecs a 92-81 loss on Dec. 27, 2003 at Cox Arena.

► **Up Next**

Following the game, the Aztecs return home to play host to the inaugural San Diego SLAM, a basketball doubleheader featuring Southern California vs. San Diego at 5 p.m. and California at San Diego State at 7:30 p.m. Tickets are available through the SDSU Ticket Office and goaztecs.com.

# Aztec Basketball

SAN DIEGO STATE GAME NOTES ♦ at WASHINGTON ♦ TUE., DEC. 7 ♦ BANK OF AMERICA ARENA

## Having Matched its Best Start in 20 Seasons, San Diego State Looks for Fifth Consecutive Win at Nationally-Ranked Washington on Tuesday Night in Seattle

Having matched its best start since the 1984-85 NCAA Tournament team, San Diego State (4-1), winners of four straight games for the first time since Dec. 21, 2002-Jan. 3, 2003, concludes a brief two-game road swing at 14th/16th-ranked Washington (5-1) on Tuesday night (rankings as of Nov. 29).

Tuesday's game at Bank of America Arena at Edmundson Pavilion is set for 7 p.m. PST. There is no live television coverage for the contest, although pay-per-view streaming video is available through gohuskies.com. The contest can be heard on XPRS-1090 AM (The Mighty 1090).

On Saturday afternoon in Santa Barbara, the Aztecs handed UC Santa Barbara just its seventh home loss in its last 37 home games with a 73-55 victory over the Gauchos. In its first road game of the season, San Diego State was in complete control throughout the game, shooting 60.0 percent from the field while limiting the Gauchos to 38.8 percent shooting from the floor. The Aztecs led by 36 points in the second half before settling for an 18-point victory, the largest margin of victory in a road game for SDSU since an 83-58 victory at Baylor on Nov. 29, 1988.

Sophomore forward Marcus Slaughter led the Aztec attack with game-highs of, 24 points and seven rebounds. Sophomore guard Brandon Heath posted his second consecutive game with at least 20 points, tallying 20 points and a game-high seven assists. Junior guard John Sharper added a career-high 15 points as SDSU went 12-of-20 from three-point range.

Washington improved to 5-1 on Sunday afternoon, with an 89-56 victory over Eastern Washington. The Huskies, who are 13-3 on their home court since the beginning of last season, forced 30 turnovers in the game and raced to leads of 23-6, and 39-12 before settling for a 54-29 halftime lead. The starting backcourt of Tre Simmons and Nate Robinson each had 20 points for Washington.

There is not a lot of history between the teams, with Washington winning the only game played between the schools last season, 92-81, at Cox Arena in San Diego.

## Brandon Heath Named MWC Player of the Week

Sophomore guard Brandon Heath earned Mountain West Conference Player of the Week honors for the period ending December 5.

A native of Los Angeles, Heath averaged team-highs with 23.0 points and 6.0 assists in lopsided victories over San Diego (83-63) and at UC Santa Barbara (73-55).

Heath connected on 16 of his 25 attempts (64.0 percent) from the field and a remarkable 7-of-11 tries from three-point range (63.6 percent).

With a game-high and season-high 26 points against San Diego and 20 points at UC Santa Barbara, Heath now has 11 career games with 20 or more points. In just 35 career games, he has amassed 497 career points, most among all active SDSU players. He also ranks 10th on the school's three-point field goal chart with 61.

Heath became the sixth different Aztec to win the weekly award since the 2000-01 season. In all, San Diego State players have won the MWC honor 11 times - Aerick Sanders (4), Randy Holcomb (3), Tony Bland, Evan Burns, Al Faux and Brandon Heath.

Heath is the first Aztec winner of the honor since Aerick Sanders claimed the honor on Jan. 5, 2004, following wins over Portland and Iowa State.

## Inside...

■ San Diego State looks to continue to match its best start since the 1984-85 NCAA Tournament team opened the season 8-0. Since that time, the Aztecs have opened 4-1 on only three occasions (1996-97, 2000-01 and 2004-05). A victory would give SDSU a 5-1 start and mark the first time the Aztecs have posted a record that good since 1984-85.  
► *Fast Starts on Montezuma Mesa, Page 5*

■ During the current four-game winning streak, San Diego State has outscored its opponents by 81 points. That is the highest point margin in a four-game win streak since 1984-85.  
► *Four-Game Win Streak Most Impressive Since 1984, Page 4*

■ Marcus Slaughter is second in the Mountain West in scoring (20.4) and third in rebounding (8.6) and has scored 10 or more points in five straight games for the first time in his career.  
► *Slaughter House Rules, Page 5*

■ Brandon Heath, who ranks among the Mountain West Conference leaders in five categories, has already set career highs this season with nine rebounds and nine assists and has 46 points in his last two games.  
► *San Diego State Player Notes, Page 8*

## Aztecs At-A-Glance (4-1 Overall | 0-0 MWC)

No.	Name (Career G/GS)	Pos.	Ht.	Wt.	Cl.	PPG	RPG	Misc.	Note	* - Indicates walk-on; ► - Probable Starters
0	Tommy Johnson (82/18)	G	6-3	186	Sr.	0.4	0.6	0.4 apg	Ranks 25th on the school's career 3FG chart (39); 2 assists in opener	
1	► Brandon Heath (35/31)	G	6-3	183	So.	16.8	3.8	5.2 apg	11 career 20+ scoring gms.; 46 points and 12 assists in last two games	
2	Wesley Stokes (99/49)	G	6-0	167	Sr.	---	---	---	Not on the active roster; SDSU is 11-4 when he has 20+ pts., rebs., ast.	
3	Chris Walton (92/33)	F	6-8	234	Sr.	0.0	1.0	1.0 apg	String of 31 straight games and 18 consecutive starts snapped vs. Monmouth	
5	Travis Hanour (39/8)	G	6-6	202	Sr.	0.0	0.0	1.0 apg	Played Saturday for the 1st time since 3/1/03; Had an assist in 3 min. played	
10	Shawn Weinstein * (2/0)	G	6-0	188	Fr.	0.0	0.0	2 GP	A redshirt last season, he saw action in both exhibition games	
11	Tyler Smith * (5/0)	G	6-2	208	Fr.	1.4	1.2	1.4 apg	Made 2 of his 5 3FGA; Averages 10.6 mpg; Avg. 5.3 assists per 40 min.	
15	► John Sharper (62/10)	G	6-0	195	Jr.	10.2	1.2	52.0 3FGs	43.2 career 3FG pct; Averages one TO every 22.7 min. for his career	
20	Trimaime Davis (46/0)	F	6-8	233	Jr.	3.2	2.2	66.7 FGs	Matched his career-high with nine points against UCSD; Avg. 11.4 mpg	
21	Matt Thomas (5/0)	G	6-3	191	Fr.	4.6	3.4	2.6 apg	Has 23 pts., 17 rebs., 13 asts. in 90 minutes of action this season	
24	Tim McGrath (0/0)	F	6-5	182	Fr.	---	---	---	REDSHIRT CANDIDATE. High jumped 6-10 in high school.	
30	Chris Lamb (0/0)	F	6-9	205	Fr.	---	---	---	REDSHIRT CANDIDATE. Grew nine inches during his prep career	
31	Jared Ines * (4/0)	F	6-7	234	Sr.	1.5	0.0	4 GP	Hard working senior with great strength for his size; 6 pts. vs. UCSD	
33	► Chris Manker (80/9)	C	7-0	225	Sr.	15.2	4.8	1.8 apg	49 career treys; Aztecs are 9-1 when he blocks a shot and 6-0 when he starts	
42	► Marcus Slaughter (35/23)	F	6-8	223	So.	20.4	8.6	1.6 apg	10+ pts in 5 straight gms. for 1st time in career; 2 double-doubles this yr.	
50	► Mohamed Camara (5/5)	C	6-10	265	Jr.	3.2	5.0	58.3 FGs	Speaks six languages; Averages 9.4 rebounds per 40 minutes	

**Head Coach:** Steve Fisher (Illinois State, 1967) • 258-162 (14th full season overall) • 74-80 (sixth season at SDSU)

**Assistant Head Coach:** Brian Dutcher (Minnesota, 1982) **Assistant Coaches:** Gregg Gottlieb (UCLA, 1995), Mark Hughes (Michigan, 1989)

**Director of Operations:** Mark Fisher (Michigan, 2001) **Athletic Trainer:** Mark Haines (Metropolitan State College, 1987)

# Schedule/Results

Date	Opponent (Television)	Time/Result	Note	Record	RPI	Sagarin
N.19	UC Santa Barbara (Ch. 4 San Diego)	ot-L, 72-80	▶ Aztecs overcome 10-point deficit to force OT but can't overcome 38.8 FG pct.	1-4	149	141
N.22	Monmouth (Ch. 4 San Diego)	W, 69-65	▶ SDSU rallies from 18 points to win; Aztecs enjoy 41-20 rebound advantage	1-4	111	215
N.27	UC San Diego	W, 86-51	▶ Manker and Slaughter combine for 43 points; Aztecs force 27 TOs and shoot 60.4 pct.	3-3	---	---
D.1	San Diego (Ch. 4 San Diego)	W, 83-63	▶ SDSU shoots 53.6 percent has 38-24 rebound margin; Heath (26 pts.), Manker (22 pts.)	2-4	297	260
D.4	at UC Santa Barbara	W, 73-55	▶ Aztecs connect on 12-of-20 3FGs and have 60.0 FG pct.; SDSU led by 36 in 2nd half	1-4	149	141
D.7	at Washington	7:00 p.m. PST	▶ Huskies advanced to the NCAA Tournament in 2004	5-1	63	27

## San Diego SLAM Presented By PerfectWave Technologies (Cox Arena; San Diego, Calif.)

D.11	Southern California vs. San Diego	5:00 p.m. PST				
D.11	CALIFORNIA (Ch. 4 San Diego)	7:30 p.m. PST	▶ Aztecs lead series, 2-1; Last meeting came on Jan. 12, 1942	4-2	107	110
D.14	SAINT MARY'S	7:05 p.m. PST	▶ Loss to Gaels last season was the worst non-conference loss since Illinois in 2002	6-3	110	82
D.18	at Loyola Marymount (Ch. 4 San Diego)	7:05 p.m. PST	▶ San Diego State broke 30-game road losing streak here on Jan. 6, 2001	4-1	181	144
D.21	CAL ST. FULLERTON (Ch. 4 San Diego)	7:05 p.m. PST	▶ Titans have won the last four games in the series, two in overtime	2-2	246	258
D.28	at Iowa State (Cyclone Television Network)	7:00 p.m. CST	▶ Iowa State is 20-1 in its last 21 regular-season home games at Hilton Coliseum	3-1	54	93
D.31	PROVIDENCE (Ch. 4 San Diego)	2:05 p.m. PST	▶ Aztecs last game against a Big East team was on Dec. 28, 1989	5-3	25	83
J.3	SOUTH DAKOTA ST. (Ch. 4 San Diego)	7:05 p.m. PST	▶ The Jacks are 118-36 (76.6 percent) since the 2000-01 season	1-5	---	280
J.8	*at Brigham Young (SportsWest)	7:05 p.m. MST	▶ San Diego State opens MWC play on the road for the third time in four years	1-5	36	202
J.15	*at UNLV (SportsWest)	7:30 p.m. PST	▶ The two meetings last season were decided by a total of eight points	2-2	88	60
J.22	*WYOMING (SportsWest)	7:05 p.m. PST	▶ Aztecs have won five of the last six meetings between the teams	4-1	129	94
J.24	*COLORADO STATE (ESPN)	9:00 p.m. PST	▶ SDSU is 4-3 in its last seven games versus Colorado State	4-2	141	156
J.29	*at Air Force (Ch. 4 San Diego)	4:05 p.m. MST	▶ Aztecs have left Clune with victories in two of their last four visits	5-2	75	62
J.31	*at New Mexico (SportsWest)	7:00 p.m. MST	▶ Last six meetings have resulted in four Aztec victories	7-1	148	53
F.5	*UTAH (Ch. 4 San Diego)	7:05 p.m. PST	▶ First meeting in 2005 for teams that met three times in the 03-04 season	4-2	39	111
F.7	*BRIGHAM YOUNG (SportsWest)	7:05 p.m. PST	▶ SDSU has defeated Brigham Young twice in the last three meetings at Cox Arena	1-5	36	202
F.12	*UNLV (ESPN+Plus)	Noon PST	▶ Game vs. UNLV in San Diego is broadcast by ESPN+Plus for second straight year	2-2	88	60
F.19	*at Colorado State (Ch. 4 San Diego)	7:00 p.m. MST	▶ Aztecs last won in Fort Collins on Feb. 16, 2002; 2004 game at CSU went 2OTs	4-2	141	156
F.21	*at Wyoming (ESPN)	10:00 p.m. MST	▶ SDSU has won two of its last three games in Laramie	4-1	129	94
F.26	*NEW MEXICO (SportsWest)	7:05 p.m. PST	▶ Aztecs have defeated New Mexico three straight times at Cox Arena	7-1	148	53
F.28	*AIR FORCE (Ch. 4 San Diego)	7:05 p.m. PST	▶ San Diego State is 3-1 in last four "Senior Day" games	5-2	75	62
M.5	*at Utah (ESPN+Plus)	1:00 p.m. MST	▶ Four-point loss at Utah last season was closest for the Aztecs since 1986	4-2	39	111

## Mountain West Conference Basketball Tournament (Pepsi Center, Denver, Colo.)

M.10	Quarterfinal Round	▶ San Diego State tries to repeat 2002 MWC championship run
M.11	Semifinal Round	
M.12	Championship Game	

\* - Indicates Mountain West Conference game. RPI is from the 2003-04 season. Sagarin and records are current as of Dec. 6, 2004.

## Contact Information

### ▶ SDSU

**Mike May,**

**Associate MRD/MBB Contact**

Office (619) 594-5547

Cell (619) 957-8372

Home (619) 644-1767

Fax (619) 582-6541

E-Mail [mmay@mail.sdsu.edu](mailto:mmay@mail.sdsu.edu)

Web [goaztecs.com](http://goaztecs.com)

### ▶ Washington

**Dan Lapse,**

**Associate MRD**

Office (206) 685-3120

Fax (206) 543-5000

E-Mail [dsarge@u.washington.edu](mailto:dsarge@u.washington.edu)

Web [gohuskies.com](http://gohuskies.com)

## Last Time Out: Aztecs Claim Fourth Straight Win; Connect on 60.0 Percent Field Goal Shooting and 12-of-20 From Three-Point Range in 73-55 Rout of UC Santa Barbara

SANTA BARBARA, Calif. - San Diego State connected on 60.0 percent field goal shooting, including 12-of-20 three-point field goal attempts, to avenge its only loss of the season with a 73-55 victory at UC Santa Barbara on Dec. 4.

The Aztecs' 18-point win was their widest margin of victory on the road since an 83-58 victory at Baylor on Nov. 29, 1989 and snapped a 10-game road losing streak dating back to Dec. 3, 2003.

San Diego State, which led for 37:12 of the game and enjoyed a double-digit lead for 24:10, used a 17-0 run early in the second half and led 67-31 with 8:48 to play.

Sophomore forward Marcus Slaughter connected on 8-of-13 shots, including 3-of-4 from behind the arc en route to 24 points and seven rebounds. Sophomore guard Brandon Heath added 20 points, his second consecutive and 11th career game with at least 20 points, making 8-of-10 shots, including 4-of-6 from three-point range, while adding seven assists. Junior guard John Sharper added a career-best 15 points and was 3-of-5 from bonus distance.

The offense was only half of the story, as the Aztecs completely shut down the Gauchos attack. UC Santa Barbara shot just 34.6 percent from the field, and had 31 points in the first 31:12 of the game. The Gauchos starting five connected on a mere 11-of-35 from the floor (31.4 percent).

The victory was the fourth straight for San Diego State and avenged an overtime loss to the Gauchos on opening night at Cox Arena. The home opening loss marked the Gauchos seventh defeat in their last 37 home games dating back to the opening of the 2001-02 season.

SDSU	MP	FG	3FG	FT	R	F	A	TO	B	S	TP
Slaughter	*33	8-13	3-4	5-5	7	4	1	3	0	0	24
Manker	*29	2-6	1-3	0-0	3	4	1	1	0	0	5
Camara	*19	0-0	0-0	0-0	3	3	1	1	0	0	0
Heath	*28	8-10	4-6	0-0	2	1	7	2	0	2	20
Sharper	*33	6-8	3-5	0-0	1	1	1	2	0	1	15
Hanour	3	0-0	0-0	0-0	0	1	1	0	0	0	0
Smith	11	1-2	1-2	0-0	0	2	0	3	0	0	3
Davis	19	2-3	0-0	0-2	3	0	1	0	1	0	4
Thomas	16	0-3	0-0	2-4	2	0	3	2	0	0	2
Johnson	7	0-0	0-0	0-0	0	0	0	0	0	0	0
Ines	2	0-0	0-0	0-20	0	0	0	0	0	0	0
Team					4			0			
<b>Totals</b>	<b>200</b>	<b>27-45</b>	<b>12-20</b>	<b>7-13</b>	<b>25</b>	<b>16</b>	<b>16</b>	<b>14</b>	<b>1</b>	<b>3</b>	<b>73</b>

UCSB	MP	FG	3FG	FT	R	F	A	TO	B	S	TP
Goettsche	*29	4-7	0-0	2-3	3	2	0	2	2	0	10
Cook	*28	2-6	1-1	3-4	4	2	0	3	1	0	8
Davis	*28	3-10	1-5	1-2	4	2	2	2	0	1	8
Harris	*25	1-6	1-3	0-0	3	2	3	2	0	1	3
Oliver	*23	1-6	0-3	0-0	2	0	2	1	0	0	2
Rasp	13	2-4	1-3	0-0	1	2	1	1	0	0	5
See	18	3-4	3-4	0-0	4	0	4	0	0	0	9
Chambers	14	1-4	1-3	4-4	2	2	1	1	0	1	7
Moore	5	0-2	0-0	0-0	3	0	0	1	0	0	0
Turner	17	1-3	0-0	1-2	4	2	0	0	0	0	3
Team					0			0			
<b>Totals</b>	<b>200</b>	<b>18-52</b>	<b>8-22</b>	<b>11-15</b>	<b>30</b>	<b>14</b>	<b>13</b>	<b>13</b>	<b>3</b>	<b>3</b>	<b>55</b>

**Halftime:** San Diego State 38, UC Santa Barbara 24. **FG %:** San Diego State 60.0, UC Santa Barbara 34.6. **3FG%:** San Diego State 60.0, UC Santa Barbara 34.6. **FT%:** UC Santa Barbara 73.3, San Diego State 53.8. **Officials:** Mill Stowe, Larry Spaulding, Shawn Lehigh. **Technical:** None. **Attendance:** 1,518.

## Mountain West

### Standings

School	MWC		Overall	
	W	L	W	L
New Mexico	0	0	7	1
SDSU ◀	0	0	4	1
Wyoming	0	0	4	1
Air Force	0	0	5	2
Utah	0	0	4	2
CSU	0	0	4	2
UNLV	0	0	2	2
BYU	0	0	1	5

### Schedule and Results

#### Saturday, November 27

California 67, at Brigham Young 64  
 at IUPUI 77, Colorado State 67  
 at New Mexico 81, No. Arizona 70  
**at San Diego State 86, UCSD 51**  
 at Wyoming 86, Texas Arlington 79  
 Utah 62, Furman 50

#### Sunday, November 28

at Wis.-Milwaukee 50, Air Force 45

#### Tuesday, November 30

at Auburn 79, Colorado St 76 (ot)  
 at Utah 65, Southern Utah 45  
 at Arizona 98, Wyoming 70

#### Wednesday, December 1

at Utah State 71, Brigham Young 57  
 at New Mexico 99, New Mexico St. 80  
**at San Diego St. 83, San Diego 63**  
 UNLV 73, at California 72

#### Thursday, December 2

at Air Force 63, No. Colorado 54

#### Saturday, December 4

at USC 87, Brigham Young 82  
 at Colorado State 72, Drake 62  
 New Mexico 84, at New Mexico St. 66  
**San Diego State 73, at UCSB 55**  
 at Nevada 84, UNLV 78  
 at Utah State 71, Utah 45  
 Wyoming 71, Montana State 70

#### Monday, December 6

Colorado College at Air Force

#### Tuesday, December 7

Montana State at Colorado State  
**San Diego State at Washington**  
 Wyoming at Dayton

#### Wednesday, December 8

Boise State at Brigham Young  
 UNLV at Pepperdine  
 Western Montana at Utah

#### Thursday, December 9

Northern Colorado at New Mexico

## Washington (5-1; 0-0 Pac-10)

No.	Name	Pos.	Ht.	Wt.	Cl.	PPG	RPG	Hometown
0	Joel Smith	G/F	6-4	205	Fr.	3.8	1.0	Lompoc, Calif.
1	Tre Simmons	G	6-5	200	Sr.	13.5	5.5	Seattle, Wash.
2	Nate Robinson	G	5-9	180	Jr.	21.3	4.7	Seattle, Wash.
3	Brandon Roy	G	6-6	215	Jr.	18.0	3.3	Seattle, Wash.
4	Hakeem Rollins	C	6-7	245	Sr.	3.8	2.4	Mesa, Ariz.
5	Will Conroy	G	6-2	195	Sr.	12.8	2.6	Seattle, Wash.
11	Brandon Burmeister	G	6-4	190	So.	2.7	1.7	Mercer Island, Wash.
15	Bobby Jones	F	6-6	215	Jr.	11.2	4.0	Compton, Calif.
20	Ryan Appleby	G	6-2	160	So.	---	---	Stanwood, Wash.
21	Matt Fletcher	G	6-7	230	Jr.	0.0	0.5	Maize, Kan.
22	Hans Gasser	F	6-9	250	So.	5.0	5.5	Issaquah, Wash.
24	Jamaal Williams	F	6-5	225	Jr.	10.2	3.8	Corona, Calif.
32	Zane Potter	F	6-7	200	Jr.	2.0	1.5	Boring, Ore.
34	Zach Johnson	C	6-8	275	Fr.	---	---	Sacramento, Calif.
42	Mike Jensen	F	6-8	240	Jr.	7.8	5.8	Covington, Wash.
52	Alex Johnson	G	6-3	185	Sr.	0.0	0.0	Bellevue, Wash.

**Head Coach:** Lorenzo Romar (Cincinnati '92) - 34-30 in third season at Washington and 127-118 in ninth season overall

**Assistant Coaches:** Ken Bone, Cameron Dollar, Jim Shaw

### San Diego State vs. Washington: The Series

► This is the second half of a home-and-home series between the teams that started last season. Washington was a 92-81 winner on Dec. 27, 2003 at Cox Arena in the only meeting to date between the teams.

► Steve Fisher is 1-2 lifetime against Washington. Fisher faced the Huskies on two occasions while at Michigan, dropping a 65-61 decision in the championship game of the US West Cellular Air Time Tournament on Dec. 30, 1994, before guiding his squad to a 60-59 victory on Dec. 16, 1995, in Ann Arbor, Mich.

► San Diego State is 26-70 (27.1 percent) lifetime versus the Pac-10 conference. Steve Fisher is 5-11 (31.3 percent) against the Pac-10, although if you take out his seven meetings with Arizona he is 4-5 against the rest of the league.

► The Aztecs have lost three straight games to Pac-10 teams, although it may be fair to point out those losses are a 92-81 setback to 2004 NCAA Tournament participant Washington on Dec. 27, 2003 at Cox Arena, an 83-71 loss at 5th-ranked Arizona on Dec. 22, 2003 and an 89-81 loss to top-ranked Arizona on Dec. 7, 2002 at Cox Arena. San Diego State's last victory over the league was on Dec. 16, 2000 when the Aztecs defeated Arizona State, 64-62.

► For the second consecutive season, San Diego State is playing consecutive games against Pac-10 competition. Last season, the Aztecs traveled to 5th-ranked Arizona (L, 71-83) before facing Washington (L, 81-92) five days later at home. This season, San Diego State plays at Washington (Dec. 7), before returning home to face California (Dec. 11) in the second game of the San Diego SLAM.

► In addition to playing against the Huskies last season, Aztec senior Chris Manker played against Washington while attending Oregon State. Manker logged one minute against the Huskies. Although not expected to play, senior Travis Hanour also faced the Huskies while a member of the Arizona Wildcats. While at Arizona, Hanour played the Huskies twice, logging 16 minutes and scoring four points and adding three assists.

► Current Aztecs career statistics against Washington can be found on page four of this release.

► **Last and Only Meeting: Washington 92, San Diego State 81 on Dec. 27, 2003 at Cox Arena.** Washington connected on 52.5 percent of its shots and used a 36-25 rebound edge to defeat San Diego State, 92-81, at Cox Arena on Dec. 27.

Coupled with the loss to Arizona earlier in the week, it marked the first time the Aztecs had lost consecutive games during the 2003-04 season and snapped a five-game winning streak following a loss dating back to last season.

The game was tight early, with 11 ties and 17 lead changes in the first half. The Huskies used a 12-3 run to close the first half with a 50-43 lead.

Washington opened the second half with a 10-2 spurt, (22-5 when coupled with the close of the first half) to build a 15 point advantage with 15:19 to play.

The Aztecs chipped away, pulling within four points on four different occasions, the final time at 73-69 with 7:35 left. Will Conroy hit a pair of three-pointers as part of an 11-2 Washington run that secured the victory for the Huskies.

Washington, which entered the game shooting 30.1 percent from three-point range and making 5.2 treys per game, connected on 9-of-20 attempts (45.0 percent). The Huskies were led by Bobby Jones with 19 points.

San Diego State was paced by Brandon Heath who tallied 23 points and added a then career-high four steals. Aerick Sanders continued his brilliant play with 18 points, on 7-of-9 shooting from the field, and eight rebounds. Wesley Stokes recorded his second consecutive nine assist game and also scored 13 points.

► The Series		
<b>Overall</b>	Washington,	1-0
<b>at SDSU</b>	Washington,	1-0
<b>at UW</b>		none
<b>Neutral</b>		none
<b>Overall Streak</b>	Lost,	1
<b>Fisher vs. UW</b>		1-2
► SDSU vs. the Pac-10 Conf.		
	W	L
Arizona	5	17
Arizona State	10	14
California	2	1
Oregon	3	3
Oregon State	0	1
Southern California	1	10
Stanford	0	4
UCLA	5	16
Washington	0	1
Washington State	0	3
<b>TOTAL</b>	<b>26</b>	<b>70</b>

## SDSU Players vs. Washington

PLAYER	GP-GS	Min-Avg	FG-FGA	Pct	3FG-FGA	Pct	FT-FTA	Pct	Off	Def	Tot	Avg	PF	FO	A	TO	Blk	Stl	Pts	Avg
HEATH, Brandon	1-1	34-34.0	7-18	.389	3-6	.500	6-8	.750	0	3	3	3.0	2	0	4	5	0	4	23	23.0
STOKES, Wesley	1-1	39-39.0	3-10	.300	2-6	.333	5-6	.833	1	2	3	3.0	4	0	9	4	0	1	13	13.0
SLUAGHTER, Marcus	1-0	26-26.0	2-2	1.000	0-0	.000	6-8	.750	1	2	3	3.0	2	0	0	2	1	1	10	10.0
SHARPER, John	1-0	17-17.0	2-6	.333	2-5	.400	2-2	1.000	0	0	0	0.0	3	0	1	2	0	2	8	8.0
WALTON, Chris	1-1	24-24.0	2-3	.667	0-1	.000	1-2	.500	0	4	4	4.0	4	0	1	3	0	1	5	5.0
HANOUR, Travis	2-0	16-8.0	1-6	.167	0-3	.000	2-2	1.000	0	0	0	0.0	1	0	3	1	0	1	4	2.0
JOHNSON, Tommy	1-1	15-15.0	1-5	.200	0-0	.000	0-0	.000	0	1	1	1.0	2	0	0	1	0	0	2	2.0
DAVIS, Trimaine	1-0	3-3.0	1-1	1.000	0-0	.000	0-0	.000	1	0	1	1.0	0	0	0	0	0	0	2	2.0
MANKER, Chris	2-0	8-4.0	0-1	.000	0-1	.000	0-0	.000	0	0	0	0.0	0	0	1	0	0	0	0	0.0

### MWC Individual Rankings

#### Mohamed Camara

Rebounding	12th (5.0)
Off. Rebounding	14th (1.80)
Def. Rebounding	14th (3.20)

#### Brandon Heath

Steals	2nd (2.60)
3FG Made	2nd (2.60)
Assists	3rd (5.20)
Scoring	6th (16.8)
Free Throw Pct.	11th (93.8)
3FG Percentage	15th (41.9)

#### Chris Manker

Field Goal Pct.	6th (58.8)
Off. Rebounding	7th (2.40)
Scoring	10th (15.2)
Rebounding	14th (4.8)
Blocked Shots	14th (0.80)
A-TO Ratio	15th (1.50)

#### John Sharper

Free Throw Pct.	1st (100.0)
3FG Made	2nd (2.60)
3FG Percentage	6th (52.0)
Steals	9th (1.40)
Field Goal Pct.	14th (54.5)

#### Marcus Slaughter

Scoring	2nd (20.4)
Off. Rebounding	2nd (3.00)
Def. Rebounding	3rd (5.60)
Rebounding	4th (8.6)
Blocked Shots	6th (1.40)
Steals	7th (1.60)
Field Goal Pct.	10th (56.4)

#### Matt Thomas

Assists	14th (2.60)
---------	-------------

### Four-Game Win Streak Most Impressive Since 1984

Although the Aztecs have had longer win streaks, you have to go back 20 years to find a more dominating four-game win streak than what SDSU has put together in the last four games.

Since a season-opening loss, San Diego State has posted four victories by a combined score of 311-234, or by 77 total points. That makes an average victory total of 19.3 points during the four-game streak.

The last time the Aztecs put together a more dominating four game run was when the 1984-85 NCAA Tournament team outscored its opponents by 81 points in four consecutive games during December, 1984. The four-game streak was part of an 8-0 record that squad posted to begin the 1984-85 season and marks the last time San Diego State got off to a better start than this season's 4-1 record.

Below is a look at the most dominating four-game winning streaks based on point differential since the beginning of the 1984-85 season.

Rk.	Season	Pts.	Opponents	Final Record
1.	1984-85	+88	at UC Irvine, Morgan State, San Diego, UC Santa Barbara	23-8
2.	<b>2004-05</b>	<b>+81</b>	<b>Monmouth, UC San Diego, San Diego, at UC Santa Barbara</b>	
	1984-85	+81	Morgan State, San Diego, UC Santa Barbara, at Long Beach State	23-8
4.	2000-01	+59	Morgan State, Norfolk State, Oklahoma State, Texas A&M-CC	14-14
	1990-91	+59	Midwestern State, Cal Poly Pomona, UC Irvine, Arkansas State	13-16
6.	1984-85	+58	Wyoming, Long Beach, Texas-El Paso, New Mexico	23-8
	1984-85	+58	at US International, at Hawai'i, Air Force, at Brigham Young	23-8
8.	2002-03	+53	Hawai'i, at Houston, Florida Atlantic, IPFW	16-14
9.	2002-03	+52	at Houston, Florida Atlantic, IPFW, Loyola Marymount	16-14
10.	2000-01	+48	Norfolk State, Oklahoma State, Texas A&M-CC, at Loyola Marymount	14-14
11.	2000-01	+47	Arizona State, Morgan State, Norfolk State, Oklahoma State	14-14
12.	2002-03	+46	at Long Beach State, Hawai'i, at Houston, Florida Atlantic	16-14
13.	1984-85	+46	at Wyoming, at Air Force, Utah, Brigham Young	23-8
14.	1984-85	+42	Colorado State, Wyoming, Long Beach, Texas-El Paso	23-8

During the four-game winning streak, San Diego State has put together some impressive numbers:

- ▶ San Diego State has shot 54.2 percent from the field during the four-game stretch, shooting above 50.0 percent from the floor in each of the last three games. That is the longest stretch since posting a 50 percent or better field goal percentage in five straight games from Feb. 22-Mar. 8, 2003. Since that time, SDSU shot 50 percent or better from the floor just twice in the 37 games prior to the beginning of the current three-game streak.
- ▶ The Aztecs have held their opponent to 40.1 percent field goal shooting. Since Steve Fisher's arrival at San Diego State, the Aztecs are 33-6 when their opponent shoots 40 percent or less from the field.
- ▶ A staple of the Aztec program has been strong rebounding. San Diego State has outrebounded four of five opponents this season and has a +8.2 rebound margin during the four-game winning streak.

As you might expect, four-game winning streak typically means good things for the rest of the season. The last two times SDSU has had at least a four-game winning streak in a season they have advanced to postseason play (2001-02 NCAA Tournament, 2002-03 NIT) and every season under Steve Fisher's direction that the Aztecs have had a four-game winning streak, SDSU has gone to finish .500 or better.

### So Far, So Good

Through five games of the 2004-05 season, San Diego State has shown improvement in nearly every statistical trend over the 2003-04 season. Last season, the Aztecs finished 14-16, snapping a two-year postseason run and three consecutive seasons of finishing .500 or better.

It may be early, but field goal percentage, turnovers and close losses, which gave the Aztecs fits in 2003-04 have not only not been a problem for this San Diego State team, but have actually become one of the strengths.

Making the quick start even more impressive, is the fact that the Aztecs have already

### Inside the Streak

	SDSU	Opp.
Record	4-0	0-4
PPG	77.8	58.5
FG Pct.	54.2	40.1
3FG Pct.	46.1	42.2
Reb. Avg.	32.0	23.8
TO Avg.	14.3	16.3
FTA/Gm	21.0	12.0

### This Season vs. Last Season

	03-04	04-05
Record	14-16	4-1
FG Percentage	42.7	50.4
3FG Percentage	32.0	41.2
FTA/Game	17.8	20.4
Opp. FTA/Gm	20.3	13.0
Reb. Margin	+0.8	+7.2

## Aztecs off the Court

### ► Mohamed Camara

Speaks six languages... Moved to the United States on Sept. 29, 2001... Started playing basketball in 1999.

### ► Trimaine Davis

Hit by a car at age 16 that initiated his switch from football to basketball... Wears jersey No. 20 in memory of high school friend Greg Ashford who died in a drowning accident.

### ► Travis Hanour

Grew eight inches between his freshman and junior years of high school... Has four tattoos, all Christian related.

### ► Brandon Heath

Through his first full year (Fall, spring and summer semesters), he has completed 41 college units... On schedule to be classified as a junior academically following the Fall, 2004 semester.

### ► Tommy Johnson

Enjoys traveling and visited St. Thomas on a seven-day cruise in summer of 2003... Has a basketball card collection.

### ► Chris Manker

Attended and worked the 1999 U.S. Senior Open at the Des Moines Golf and Country Club... Wants to open a sports restaurant chain called Super Manker's.

### ► John Sharper

His mother is working on her Ph.D. in education psychology at the University of Missouri... Played the saxophone for three years in high school.

### ► Marcus Slaughter

Heavily involved in community activities and initiates many of the community projects the team is involved in... Teamed with Brandon Heath to win the 2004 Pro City championship in Los Angeles (formerly known as the Say No Classic).

### ► Chris Walton

Organized food drives in conjunction with Aztec basketball home games each of the past two seasons... Went to his first Grateful Dead concert when he was two months old... Youngest son of Bill Walton.

### ► Steve Fisher

Won a charity free-throw shooting contest featuring the eight head coaches at the 2003 EA Sports Maui Invitational.

missed eight games due to injuries by two seniors expected to play significant minutes - Chris Walton and Travis Hanour.

The box on the previous page compares last season's and this season's key stats.

## Fast Starts on the Montezuma Mesa

As previously mentioned, San Diego State's 4-1 start matches its best start in the last 20 seasons, since the 1984-85 NCAA Tournament team opened play 8-0. A victory Tuesday would give the Aztecs a 5-1 start and be the best opening to a season since the 1984-85 squad (no other team has gone 4-1 since 1984-85 so the word match could be dropped).

Below is a look at recent teams that have gotten off to 3-2 or better start and how they fared in games four, five and the rest of the way.

Season	Record After 5	Game 6	Game 6	Overall	Conference	Note
1984-85	5-0	W (6-0)	W (7-0)	23-8	11-5	NCAA Tournament
1988-89	3-2	W (4-2)	L (4-3)	12-17	4-12	
1989-90	3-2	W (4-2)	W (5-2)	13-18	4-12	
1993-94	3-2	W (4-2)	W (5-2)	12-16	6-12	
1994-95	3-2	W (4-2)	L (4-3)	11-17	5-13	
1995-96	3-2	W (4-2)	L (4-3)	15-14	8-10	
1996-97	4-1	L (4-2)	W (5-2)	12-15	4-12	
2000-01	4-1	L (4-2)	L (4-3)	14-14	4-10	
2001-02	3-2	W (4-2)	W (5-2)	21-12	7-7	NCAA Tournament
2003-04	3-2	W (4-2)	W (5-2)	14-16	5-9	
2004-05	4-1	at Wash.	California			

## Slaughter House Rules

Sophomore forward Marcus Slaughter has gotten off to an explosive start this season. An honorable mention all-conference selection as a freshman, Slaughter is averaging team-highs in scoring (20.4 ppg) and rebounding (8.6). He enters the week among the league leaders in scoring (2nd), rebounding (4th), blocked shots (6th), steals (7th) and field goal percentage (10th).

Slaughter's fast start this season isn't such a big surprise when you track his growth as a player month-by-month throughout his career (see right box). Nonetheless, November easily represented the best month at San Diego State

Other notes on Slaughter's great jump out of the gate.

► He has produced double-digit scoring games in the first five games of the season marking the first time in his career the sophomore has scored 10 or more points in as many as three consecutive games.

► With 102 total points this season, he is 43.0 percent of the way toward matching his freshman point total of 237 points. Last season he did not reach 102 points for the season until his 15th game of the season.

► He led the Aztecs in scoring just once last season but has already led SDSU in scoring in three of the first five games this season.

► He is shooting nearly 10 percent better from the field this season, connecting on 56.4 percent this season as opposed to 47.3 last season. He also has already connected on four three-point field goals after making just eight last season.

► He continues to feel right at home at Cox Arena. In 19 career games at Cox Arena, Slaughter is averaging 11.3 ppg, 7.1 rpg, 52.1 field goal percentage (74-of-142) and 39.1 three-point field goal percentage (9-of-23).

► Slaughter Month-By-Month			
	PPG	RPG	FG%
Nov. 2003	7.0	4.8	43.5
Dec. 2003	7.4	7.0	47.6
Jan. 2004	7.6	5.3	42.9
Feb. 2004	9.6	9.6	46.0
Mar. 2004	7.7	6.7	71.4
	PPG	RPG	FG%
Nov. 2004	22.0	8.0	57.6
Dec. 2004	18.0	9.5	54.5

## Super Manker

Chris Manker could very easily be the biggest surprise in the Mountain West Conference this season. The senior entered this season with career numbers of 206 points and 139 rebounds but has played his way into the starting lineup and ranks among the league leaders (6th in field goal percentage, 10th in scoring, 14th in rebounding and 14th in blocked shots).

► One reason for his success has been his play in the low post. This season, Manker has 23 two-point field goals, six more than his total for the entire 2003-04 season when he had 17 two-point field goals. He had 34 two-point field goals in 75 career games entering this season.

► His 76 total points are 76.0 percent of the way toward his career-high season total of 100 points set last season as a junior.

► The Aztecs are 9-1 when Manker blocks a shot in a game and SDSU is undefeated in his six career starts at the school.

## Heath Among League Leaders... In Everything

Sophomore Brandon Heath completed a remarkable week that saw him average 23.0 points, 6.0 assists and 2.5 rebounds in blowout victories over San Diego and at UC Santa Barbara. He connected on 16-of-25 field goal attempts, including 7-of-11 from three-point range.

For the season, a native of Los Angeles, is averaging 16.8 points, 5.2 assists and 3.8 rebounds. He has connected on 13-of-31 three-point field goals for 41.9 percent.

He is currently ranked among the Mountain West Conference leaders in seven statistical categories, including steals (2nd), three-point field goals made (2nd), assists (3rd) and scoring (6th).

## SDSU Mountain West Conference Player of the Week

Date	Nominee
Nov. 23	Marcus Slaughter
Nov. 30	Marcus Slaughter
<b>Dec. 6</b>	<b>Brandon Heath</b>

Bold indicates player won the award

## Aztecs Enjoy Exhibition Success, Again

Despite substituting at liberty and a few nagging injuries, San Diego State ran its exhibition win streak to eight games with victories over Cal State San Bernardino (82-70) and Point Loma Nazarene (87-67). During those two games, the Aztecs were able to reverse a couple of the trends that proved to be fatal during last season. On the positive side, SDSU shot 48.0 percent from the field, 39.5 percent from three-point range and attempted 55 free throws. However, the Aztecs struggled from the free throw line (61.8 percent) and held a surprisingly small advantage in rebound margin (+4.0).

Individual tidbits from the two exhibition games:

► San Diego State's three returning starters from last season did not disappoint in the exhibition campaign. Sophomore forward Marcus Slaughter averaged 22.5 points and 7.0 rebounds while playing a total of just 50 minutes. Senior forward Chris Walton showed off his improved long-range shooting skills by connecting on 4-of-5 attempts from behind the line en route to average 16.0 points and 4.5 rebounds in 44 total minutes. Sophomore guard Brandon Heath, who has taken over the role of point guard for large stretches of time, averaged 9.0 points, 2.5 rebounds, but more impressively dished out 13 assists with a mere three turnovers in 49 minutes of action.

► The Aztecs got strong shooting from the field from their two leading scorers - sophomore Marcus Slaughter and senior Chris Walton. The two each cleared 62.5 percent field goal shooting and combined to connect on 28-of-41 attempts (68.3 percent) and an even more impressive 10-of-12 three-point field goal attempts (83.3 percent). The other 11 players on the team combined to connect on 32-of-84 attempts (38.1 percent) and were just 5-of-26 (19.2 percent from beyond the arc).

► San Diego State showed good ball handling skills, dishing out 41 assists with 26 turnovers in the two games. In fact, the Aztecs had almost as many steals (22) as turnovers (26).

► Senior center Chris Manker missed the second exhibition game due to a strained tendon in his left foot, but his performance in the first exhibition game should not be overlooked. Manker had eight points, five rebounds and four blocked shots in 20 minutes of action. A native of West Des Moines, Iowa, Manker also produced the best hockey plus/minus number of the contest, with a +20 rating.

► A trio of newcomers made noise during the two exhibition games. Junior center Mohamed Camara scored 16 points, and added nine rebounds and three blocked shots in 33 minutes of action. The projected starter at center made six of his nine attempts from the field. Freshman point guard Matt Thomas played 43 minutes of action and logged 14 points and four assists, while fellow freshman Tyler Smith had three points and three assists in 29 minutes.

## Aztecs Look to Continue Cox Arena Magic

Cox Arena has become quite a home court advantage for the Aztecs during Steve Fisher's rebuilding project at San Diego State. The Aztecs, now in their eighth season at the 12,414-seat on-campus venue, have recorded at least 11 home victories in each of the past four seasons. It is just the second time in school history that SDSU has won 11 home games in four straight seasons (1981-82 through 1984-85).

The numbers have even been better during the last three seasons, with SDSU posting a 37-15 record (71.2 percent). The Aztecs have been particularly hard on non-conference foes, winning 29 of their last 36 (80.6 percent) non-league games. During that span, two of the six losses have come at the hands of nationally-ranked opposition, making SDSU 28-5 against non-ranked non-conference foes since Dec. 9, 2000 (also subtract a non-conference win over 21st-ranked Fresno State during that time).

## Postseason Play, Guaranteed

Given Steve Fisher's track record, San Diego State's prospects of returning to the postseason for a third time in four seasons appears to be good. In his 12 full seasons, Steve Fisher has returned at least three starters off a squad he coached the previous season eight times. He has guided all eight of those teams to postseason play, including six of those squads to the NCAA Tournament. Those eight teams have combined to post a 20-5 record in postseason play, including two appearances in the NCAA Tournament championship game (1991 and 1992) and a championship in the NIT (1996).

Some additional notes on Steve Fisher's success when returning at least three starters off a team he has coached.

- Is 8-for-8 in leading his team to the postseason. Six times he has guided a team to the NCAA Tournament.
- Has won at least one postseason game in six of those eight seasons and at least two games in five of those eight post-seasons.
- Averaged 22.6 wins in those eight seasons. In six of the eight years his teams have won at least 21 games.

Below is a look at Fisher's magic when returning at least three starters from his previous squad.

Previous Season	Record	Season	Returning Starters	Returning Letterwinners	Record	Postseason
1988-89	30-7	1989-90	4	8	23-8	NCAA Tournament, 2nd Round
1990-91	14-15	1991-92	4	11	25-9	NCAA Tournament, Runner-Up
1991-92	25-9	1992-93	5	11	31-5	NCAA Tournament, Runner-Up
1992-93	31-5	1993-94	5	11	24-8	NCAA Tournament, Elite Eight
1993-94	24-8	1994-95	3	6	17-14	NCAA Tournament, 1st Round
1995-96	20-12	1996-97	4	7	24-11	NIT Champions
2000-01	14-14	2001-02	4	8	21-12	NCAA Tournament, 1st Round
2001-02	21-12	2002-03	3	5	16-14	NIT, 2nd Round
2003-04	14-16	2004-04	4	9		
<b>Averages</b>			<b>40</b>	<b>84</b>	<b>22.6-10.1</b>	<b>8 Postseason Appearances; 20-5 record in Postseason Play</b>

## Preseason Magazines Gives Aztecs Little Love

Most of the preseason magazines have picked the Aztecs to finish in the lower half of the Mountain West Conference

standings and the MWC poll was no exception, picking the Aztecs to finish seventh; however, a pretty strong case can be made that San Diego State will have a successful 2004-05 season.

- ▶ San Diego State returns four starters and nine letterwinners (includes Travis Hanour who sat out last season due to injuries) from the 2003-04 season. The Aztecs return eight of their top nine scorers from last season.
- ▶ Steve Fisher is 8-for-8 in his career in taking teams to the postseason when returning at least three starters off a team he coached the previous season. Included in those eight postseason trips are six NCAA Tournament berths and an average total of 22.6 wins. The last time a Steve Fisher-coached team returned four starters was 2001-02, when Fisher guided the Aztecs to their first NCAA Tournament appearance since 1985. Twice in his career, Fisher has returned at least three starters and at least nine letterwinners off a team he coached, both seasons he has led his team to the NCAA Tournament, posting a collective 56-14 record.
- ▶ San Diego State returns 77.0 percent of points, 74.2 percent of field goals, 99.4 percent of three-point field goals, 78.0 percent of free throws, 68.6 percent of rebounds, 91.3 percent of assists, 54.9 percent of blocked shots, 85.8 percent of steals and 81.9 percent of minutes from the 2003-04 season.
- ▶ The 2004-05 SDSU roster has played 538 games and made 161 starts. Nine players on the Aztec roster have played in at least 30 college games and five players have made at least 18 college starts. Last season, the Aztec roster (not counting Travis Hanour's total because he missed the season due to injury) entered the campaign with a total of 407 games and 72 starts. In 2002-03 when San Diego State advanced to the second round of the postseason NIT, the Aztecs entered the campaign with 413 games and 152 starts of experience. In 2001-02 when the Aztecs claimed the Mountain West Conference championship and advanced to the NCAA Tournament, San Diego State entered the season with 370 games and 194 starts.
- ▶ San Diego State was not that far away last season from making their third consecutive postseason appearance. Although the Aztecs finished 14-16 overall, they lost three games when they led with 59 seconds left, lost six games that were a one possession game with 25 seconds or less remaining and lost seven games when they led with 13:48 or less remaining in regulation. Part of that can be explained by the fact that SDSU had just one scholarship senior (Aerick Sanders).
- ▶ San Diego State returns three players that earned all-Mountain West Conference recognition last season. Senior guard Wesley Stokes, sophomore guard Brandon Heath and sophomore forward Marcus Slaughter are back for SDSU this season. This marks the first time in school history that three all-league performers return from an Aztec team. In fact, in the Mountain West Conference era, San Diego State has never returned two all-MWC performers the following season (2000-01 (0); 2001-02 (0); 2002-03 (1) Tony Bland; 2003-04 (0); 2004-05 (3) Brandon Heath, Marcus Slaughter, Wesley Stokes).
- ▶ San Diego State has two of the best underclassmen not only in the league, but also in the country in Brandon Heath and Marcus Slaughter. The duo was two of only four freshmen to earn all-league recognition last season. Heath and Slaughter combined to score 650 points and pull down 284 rebounds in their inaugural season.
- ▶ Another example of the stability of the Aztec program can be found by the number of players that have signed with San Diego State out of the prep ranks. Of San Diego State's 16-player roster, three are Division I transfers (Travis Hanour, Chris Manker and Wesley Stokes), two junior college players (Mohamed Camara and walk-on Jared Ines) and 11 players who signed with SDSU directly out of high school. Of the five newcomers, four signed with the Aztecs out of high school.

0	<b>Tommy Johnson</b> <i>Guard, 6-3, 186, Sr.-3L</i> <i>Los Angeles, Calif. (Crenshaw High)</i>	04-05 MWC PPG 0.4 RPG 0.6 APG 0.4 FG 33.3 3FG 0.0 FT 0.0 Career Highs: <u>Points</u> : 18 vs. Troy State (11-30-03) <u>Rebounds</u> : 7 vs. IPFW (12-30-02) <u>Assists</u> : 5 at Cal Poly (11-30-02)	Played in 82 career games and has made 18 starts... Played in 43 games in which the Aztecs have won, second most among active players... Ranked 25th on the school's career three-point field goals list... One of only two players to wear the number zero jersey in Aztec history (Jim Roban).
1	<b>Brandon Heath</b> <i>Guard, 6-3, 183, So.-1L</i> <i>Los Angeles, Calif. (Westchester High)</i>	04-05 MWC PPG 16.8 RPG 3.8 APG 5.2 FG 42.4 3FG 41.9 FT 93.8 Career Highs: <u>Points</u> : 30 vs. Texas Tech (12-13-03) <u>Rebounds</u> : 9 vs. Monmouth (11-22-04) <u>Assists</u> : 9 vs. UCSD (11-27-04)	Already set career highs with nine rebounds and nine assists this season... 11 career 20+ scoring games... Has 497 career points in just 35 games... 10th on the SDSU career three-point field goal chart with 61... 46 pts. and 12 ast. in last two games... His 413 points were the fourth most by a Steve Fisher coached freshman, trailing Jalen Rose, Chris Webber and Louis Bullock.
3	<b>Chris Walton</b> <i>Forward, 6-8, 234, Sr.-3L</i> <i>San Diego, Calif. (Univ. of San Diego High)</i>	04-05 MWC PPG 0.0 RPG 1.0 APG 0.0 FG 0.0 3FG 0.0 FT 0.0 Career Highs: <u>Points</u> : 17 at BYU (2-9-04) <u>Rebounds</u> : 10 - two times <u>Assists</u> : 6 vs. Portland (12-31-03)	Had streak of 31 consecutive games played broken against Monmouth (Nov. 22)... Has not practiced since Nov. 20th due to groin strain... MRI and X-Rays taken on Nov. 29 were negative... Continuing to see doctors and considered day-to-day... Expected to miss the game at Washington.
5	<b>Travis Hanour</b> <i>Guard, 6-6, 202, Sr.-1L</i> <i>Laguna Beach, Calif. (Laguna Beach/Univ. of Ariz.)</i>	04-05 MWC PPG 0.0 RPG 0.0 APG 1.0 FG 0.0 3FG 0.0 FT 0.0 Career Highs: <u>Points</u> : 11 - two times <u>Rebounds</u> : 7 vs. Utah (1-18-03) <u>Assists</u> : 3 vs. Wash. St. (2-10-01)	Played three minutes in the game at UC Santa Barbara, marking his first regular-season action since March 1, 2003... Has had surgeries to alleviate chronic tendinitis in both knees since 2002-03... Most recent surgery was on his right knee on April 7, 2004, exactly 51 weeks after having similar surgery on his left knee... Not expected to play at Washington.
10	<b>Shawn Weinstein</b> <i>Guard, 6-0, 188, Fr.-RS</i> <i>Rancho Palos Verdes, Calif. (Peninsula High)</i>	04-05 MWC PPG 0.0 RPG 0.0 APG 0.0 FG 0.0 3FG 0.0 FT 0.0 Career Highs: <u>Points</u> : 0 <u>Rebounds</u> : 0 <u>Assists</u> : 0	A talented high school star who walked on last season and redshirted... Solid ball handler who gives the Aztecs another option off the bench... Second year with the program... Played in his first career game against UC San Diego (Nov. 27)... Played three minutes against the Tritons.
11	<b>Tyler Smith</b> <i>Guard, 6-2, 208, Fr.-HS</i> <i>San Clemente, Calif. (Santa Margarita High)</i>	04-05 MWC PPG 1.4 RPG 1.2 APG 1.4 FG 33.3 3FG 40.0 FT 50.0 Career Highs: <u>Points</u> : 3 - two times <u>Rebounds</u> : 2 - two times <u>Assists</u> : 4 vs. UCSD (11-27-04)	One of two true freshmen to play this season... Had three points and four assists against UC San Diego (Nov. 27)... Made two of his five attempts from three-point range this season (40.0 percent)... One of nine players to see action in all five games this season... Has impressed the coaching staff with his savvy play on the court...
15	<b>John Sharper</b> <i>Guard, 6-0, 195, Jr.-2L</i> <i>Oakland, Calif. (St. Mary's High)</i>	04-05 MWC PPG 10.2 RPG 1.2 APG 1.4 FG 54.5 3FG 52.0 FT 100.0 Career Highs: <u>Points</u> : 15 at UCSB (12-4-04) <u>Rebounds</u> : 5 vs. UCSD (12-2-02) <u>Assists</u> : 4 at Arizona (12-22-03)	Once a walk-on, Sharper has progressed to an opening night starter... A career 43.2 percent three-point field goal shooter (2nd highest in school history)... Made multiple treys in all five games this season... Aztecs are 11-5 when he makes two or more 3's in a game... Averages one turnover every 22.7 minutes in his career.
20	<b>Trimaine Davis</b> <i>Forward, 6-8, 233, Jr.-2L</i> <i>West Pittsburg, Calif. (Pittsburg High)</i>	04-05 MWC PPG 3.2 RPG 2.2 APG 0.2 FG 66.7 3FG 0.0 FT 0.0 Career Highs: <u>Points</u> : 8 - two times <u>Rebounds</u> : 4 - three times <u>Assists</u> : 1 - three times	Connected on 8-of-12 shots from the floor this season... Has a career 57.4 field goal percentage... Averaging 11.4 minutes per game this season... Played in 46 career games... Entered this season with 61 career points and 43 career rebounds... Already has 16 points, 11 rebounds through five games this season.
21	<b>Matt Thomas</b> <i>Guard, 6-3, 191, Fr.-HS</i> <i>Riverside, Calif. (Martin Luther King High)</i>	04-05 MWC PPG 4.6 RPG 3.4 APG 2.6 FG 34.8 3FG 40.0 FT 38.5 Career Highs: <u>Points</u> : 8 vs. Monmouth (11-22-04) <u>Rebounds</u> : 5 - two times <u>Assists</u> : 6 vs. Monmouth (11-22-04)	A true point guard, Thomas will see action at the point as a true freshman this season... Excellent ball-handling skills, he possesses the ability to breakdown a defense and score at the basket... Has 13 assists, good for second on the team, despite averaging just 18.0 mpg... Connected on 2-of-5 from three-point range.
33	<b>Chris Manker</b> <i>Center, 7-0, 225, Sr.-2L</i> <i>W. Des Moines, Iowa. (Laguna Beach High/Oregon State Univ.)</i>	04-05 MWC PPG 15.2 RPG 4.8 APG 1.8 FG 58.8 3FG 33.3 FT 69.2 Career Highs: <u>Points</u> : 23 vs. UCSD (11-27-04) <u>Rebounds</u> : 9 vs. UCSD (12-6-03) <u>Assists</u> : 3 vs. UCSD (11-27-04)	Aztecs' tallest player at 7-0 and can shoot the three... Playing the best basketball of his career... Made 17 two-point field goals all of last season, and already has 23 two-point goals this year... Averages per 40 minutes this season: 21.0 points, 6.6 rebounds, 2.5 assists... Shooting 58.8 percent from the field... 49 career treys.
42	<b>Marcus Slaughter</b> <i>Forward, 6-9, 208, So.-1L</i> <i>Riverside, Calif. (J.W. North High)</i>	04-05 MWC PPG 20.4 RPG 8.6 APG 1.6 FG 56.4 3FG 41.7 FT 77.8 Career Highs: <u>Points</u> : 28 vs. UCSB (11-19-04) <u>Rebounds</u> : 15 vs. UNLV (2-17-04) <u>Assists</u> : 4 at St. Mary's (1-7-04)	Started 22 consecutive games, the longest active streak on the team... Second leading scorer in the MWC at 20.4 ppg, he is hitting on 56.4 percent of his FG attempts... Scored in double figures in five straight games for the first time in his career after failing to score 10+ points in three straight prior to this streak... Has 2 double-doubles this season, 4 in career.
50	<b>Mohamed Camara</b> <i>Center, 6-10, 265, Jr.-TR</i> <i>Conakry, Guinea (Moore (Ky.) High/Riverside College)</i>	04-05 MWC PPG 3.2 RPG 5.0 APG 0.4 FG 58.3 3FG 0.0 FT 66.7 Career Highs: <u>Points</u> : 7 vs. UCSD (11-27-04) <u>Rebounds</u> : 8 vs. Mon. (11-22-04) <u>Assists</u> : 1 at UCSB (12-7-04)	Continues to get more comfortable with the offense... A wide body center with good strength... Has 16 points and 20 rebounds in the last four games combined... Averages 9.4 rebounds per 40 minutes of action... Connected on 7-of-12 field goal attempts... Speaks six languages and grew up playing soccer in Guinea.

## Coach Steve Fisher

Assistant Head Coach: Brian Dutcher

Assistant Coaches: Gregg Gottlieb, Mark Hughes

- 14th full season overall: 258-162
- 6th season at SDSU: 74-80
- 1989 NCAA Championship
- Appeared in national championship game three times ('89, '92, '93)
- 8 NCAA Tournament Appearances

- 4th in Active NCAA Tournament winning percentage (behind only Krzyzewski, Pittino and Izzo)
- One of 10 active coaches to win an NCAA national championship (Boheim, Calhoun, Fisher, Izzo, Knight, Krzyzewski, Olson, Pitino, T. Smith, G. Williams)




# SDSU Broadcast Roster



# 0  
TOMMY JOHNSON

Guard  
6-3, 186, Senior-3L  
Los Angeles, Calif.  
Crenshaw High

PPG: 0.4    RPG: 0.6    APG: 0.4  
FG%: 33.3    3FG: 0.0    FT%: 0.0



# 1  
BRANDON HEATH

Guard  
6-3, 183, Sophomore-1L  
Los Angeles, Calif.  
Westchester High

PPG: 16.8    RPG: 3.8    APG: 5.2  
FG%: 42.4    3FG: 41.9    FT%: 93.8



# 3  
CHRIS WALTON

Forward  
6-10, 230, Junior-2L  
San Diego, Calif.  
Univ. of San Diego High

PPG: 0.0    RPG: 1.0    APG: 0.0  
FG%: 0.0    3FG: 0.0    FT%: 0.0



# 5  
TRAVIS HANOUR

Guard  
6-8, 216, Senior-1L  
Laguna Beach, Calif.  
Laguna Beach High/  
Univ. of Arizona

PPG: 0.0    RPG: 0.0    APG: 1.0  
FG%: 0.0    3FG: 0.0    FT%: 0.0



# 10  
SHAWN WEINSTEIN

Guard  
6-1, 178, Freshman-RS  
Rancho Palos Verdes, Calif.  
Peninsula High


PPG: 0.0    RPG: 0.0    APG: 0.0  
FG%: 0.0    3FG: 0.0    FT%: 0.0



# 11  
TYLER SMITH

Guard  
6-2, 208, Freshman-HS  
San Clemente, Calif.  
Santa Margarita Catholic  
High


PPG: 1.4    RPG: 1.2    APG: 1.4  
FG%: 33.3    3FG: 40.0    FT%: 50.0



# 15  
JOHN SHARPER

Guard  
6-0, 195, Junior-2L  
Oakland, Calif.  
St. Mary's High

PPG: 10.2    RPG: 1.2    APG: 1.4  
FG%: 54.5    3FG: 52.0    FT%: 100.0



# 20  
TRIMAÏNE DAVIS

Forward  
6-8, 233, Junior-2L  
West Pittsburg, Calif.  
Pittsburg High

PPG: 3.2    RPG: 2.2    APG: 0.2  
FG%: 66.7    3FG: 0.0    FT%: 0.0



# 21  
MATT THOMAS

Guard  
6-3, 191, Freshman-HS  
Riverside, Calif.  
Martin Luther King High

PPG: 4.6    RPG: 3.4    APG: 2.6  
FG%: 34.8    3FG: 40.0    FT%: 38.5



# 31  
JARED INES

Forward  
6-7, 234, Senior-Squad  
Modesto, Calif.  
Ceres High/  
Ohlone College

PPG: 1.5    RPG: 0.0    APG: 0.0  
FG%: 100.0    3FG: 0.0    FT%: 33.3



# 33  
CHRIS MANKER

Center  
7-0, 225, Junior-1L  
West Des Moines, Iowa  
Laguna Beach (Calif.) High/  
Oregon State Univ.

PPG: 15.2    RPG: 4.8    APG: 1.8  
FG%: 58.8    3FG: 33.3    FT%: 69.2



# 42  
MARCUS SLAUGHTER

Forward  
6-8, 223, Sophomore-1L  
Riverside, Calif.  
J.W. North High

PPG: 20.4    RPG: 8.6    APG: 1.6  
FG%: 56.4    3FG: 41.7    FT%: 77.8



# 50  
MOHAMED CAMARA

Center  
6-10, 265, Junior-TR  
Conakry, Guinea  
Moore (Ky.) High/  
Riverside College

PPG: 3.2    RPG: 5.0    APG: 0.4  
FG%: 58.3    3FG: 0.0    FT%: 66.7



Head Coach  
STEVE FISHER

- - 14th full season as head coach • 258-162
- - 6th year at San Diego State • 74-80
- - 1989 NCAA champion
- - 3 NCAA Championship game appearances
- - 8 NCAA Tournament appearances
- - Among active coaches he ranks: 4th in NCAA Tournament winning percentage (20-7, 71.4 percent), 5th in NBA Draft Picks (14) and 6th in NCAA Final Four Appearances (3)

# SAN DIEGO STATE ROSTER

## 2004-05 Alphabetical Roster

No.	Name	Pos.	Ht.	Wt.	Yr.	Exp.	Most Recent Div. I Season			Hometown (High School/Previous School)
							PPG	RPG	APG	
50	Mohamed Camara	C	6-10	265	Jr.	JC	---	---	---	Conakry, Guinea (Moore (Ky.) High/Riverside (Calif.) College)
20	Trimaine Davis	F	6-8	233	Jr.	2L	1.5	1.0	0.1	West Pittsburg, Calif. (Pittsburg High)
5	Travis Hanour	G	6-6	202	Sr.	1L	3.1	3.1	1.0	Laguna Beach, Calif. (Laguna Beach High/Univ. of Arizona)
1	Brandon Heath	G	6-3	183	So.	1L	13.8	2.7	1.8	Los Angeles, Calif. (Westchester High)
31	Jared Ines *	F	6-7	234	Sr.	SQ	0.0	0.0	0.0	Modesto, Calif. (Ceres High/Ohlone College)
0	Tommy Johnson	G	6-3	186	Sr.	3L	4.0	1.9	1.0	Los Angeles, Calif. (Crenshaw High)
30	Chris Lamb	F	6-9	205	Fr.	HS	---	---	---	Louisville, Colo. (Monarch High)
33	Chris Manker	C	7-0	225	Sr.	2L	3.4	2.3	0.3	West Des Moines, Iowa (Laguna Beach (Calif.) High/Oregon State Univ.)
24	Tim McGrath	F	6-5	182	Fr.	HS	---	---	---	Santa Monica, Calif. (Santa Monica High)
15	John Sharper	G	6-0	195	Jr.	2L	4.1	0.9	0.9	Oakland, Calif. (St. Mary's High)
42	Marcus Slaughter	F	6-8	223	So.	1L	7.9	6.8	0.7	Riverside, Calif. (J.W. North High)
11	Tyler Smith *	G	6-2	208	Fr.	HS	---	---	---	San Clemente, Calif. (Santa Margarita Catholic High)
2	Wesley Stokes	G	6-0	167	Sr.	1L	12.1	2.3	5.8	Long Beach, Calif. (Poly High/Univ. of Missouri)
21	Matt Thomas	G	6-3	191	Fr.	HS	---	---	---	Riverside, Calif. (Martin Luther King High)
3	Chris Walton	F	6-8	234	Sr.	3L	8.7	4.9	2.3	San Diego, Calif. (Univ. of San Diego High)
10	Shawn Weinstein *	G	6-0	188	Fr.	RS	---	---	---	Rancho Palos Verdes, Calif. (Peninsula High)

## 2004-05 Numerical Roster

No.	Name	Pos.	Ht.	Wt.	Yr.	Exp.	Most Recent Div. I Season			Hometown (High School/Previous School)
							PPG	RPG	APG	
0	Tommy Johnson	G	6-3	186	Sr.	3L	4.0	1.9	1.0	Los Angeles, Calif. (Crenshaw High)
1	Brandon Heath	G	6-3	183	So.	1L	13.8	2.7	1.8	Los Angeles, Calif. (Westchester High)
2	Wesley Stokes	G	6-0	167	Sr.	1L	12.1	2.3	5.8	Long Beach, Calif. (Poly High/Univ. of Missouri)
3	Chris Walton	F	6-8	234	Sr.	3L	8.7	4.9	2.3	San Diego, Calif. (Univ. of San Diego High)
5	Travis Hanour	G	6-6	202	Sr.	1L	3.1	3.1	1.0	Laguna Beach, Calif. (Laguna Beach High/Univ. of Arizona)
10	Shawn Weinstein *	G	6-0	188	Fr.	RS	---	---	---	Rancho Palos Verdes, Calif. (Peninsula High)
11	Tyler Smith *	G	6-2	208	Fr.	HS	---	---	---	San Clemente, Calif. (Santa Margarita Catholic High)
15	John Sharper	G	6-0	195	Jr.	2L	4.1	0.9	0.9	Oakland, Calif. (St. Mary's High)
20	Trimaine Davis	F	6-8	233	Jr.	2L	1.5	1.0	0.1	West Pittsburg, Calif. (Pittsburg High)
21	Matt Thomas	G	6-3	191	Fr.	HS	---	---	---	Riverside, Calif. (Martin Luther King High)
24	Tim McGrath	F	6-5	182	Fr.	HS	---	---	---	Santa Monica, Calif. (Santa Monica High)
30	Chris Lamb	F	6-9	205	Fr.	HS	---	---	---	Louisville, Colo. (Monarch High)
31	Jared Ines *	F	6-7	234	Sr.	SQ	0.0	0.0	0.0	Modesto, Calif. (Ceres High/Ohlone College)
33	Chris Manker	C	7-0	225	Sr.	2L	3.4	2.3	0.3	West Des Moines, Iowa (Laguna Beach (Calif.) High/Oregon State Univ.)
42	Marcus Slaughter	F	6-8	223	So.	1L	7.9	6.8	0.7	Riverside, Calif. (J.W. North High)
50	Mohamed Camara	C	6-10	265	Jr.	JC	---	---	---	Conakry, Guinea (Moore (Ky.) High/Riverside (Calif.) College)

**Head Coach:** Steve Fisher (Illinois State, 1967)  
**Assistant Head Coach:** Brian Dutcher (Minnesota, 1982)  
**Assistant Coaches:** Gregg Gottlieb (UCLA, 1995), Mark Hughes (Michigan, 1989)  
**Director of Operations:** Mark Fisher (Michigan, 2001)  
**Dir. of Player Development:** Matt Soria (San Diego State, 2001)  
**Athletic Trainer:** Mark Haines (Metropolitan State College, 1987)

*Year refers to basketball eligibility for the 2004-05 season. \* - Indicates walk-on.*

# Last Time It Happened

## TEAM MISCELANEOUS

San Diego State played an overtime game	Nov. 19, 2004, vs. UC Santa Barbara - ot-L, 72-80
San Diego State won an overtime game	Mar. 19, 2003, vs. UC Santa Barbara - ot-W, 67-62
San Diego State played a double overtime game	Jan. 24, 2004, at Colorado State - 2ot - L, 82-92
San Diego State played a triple overtime game	Jan. 2, 2000, vs. Air Force - 3ot - L, 77-81
San Diego State played consecutive overtime games	Jan. 22 and 26, 2002, vs. Wyoming - ot-L, 85-88 and vs. UNLV - ot-L, 79-80
San Diego State won a game in the final seconds	Mar. 2, 2002, vs. Air Force, Al Faux jumper right wing (:02.6) - W, 49-47
San Diego State lost a game in the final seconds	Jan. 26, 2002, vs. UNLV, Louis Amundson made front end of two-shot foul (:02.4) - ot-L, 79-80

## TEAM SCORING

San Diego State scored 100 or more points	Dec. 2, 1998, vs. Southern Cal College - W, 103-49
San Diego State scored 90 or more points	Dec. 18, 2003, vs. Cal Poly - W, 90-71
San Diego State scored 80 or more points	Dec. 1, 2004, vs. San Diego - W, 83-63
San Diego State scored less than 50 points	Mar. 1, 2004, at Air Force - L, 49-61
An opponent scored 100 or more points	Mar. 3, 2003, at Colorado State - L, 89-102
An opponent scored less than 50 points	Nov. 21, 2003, vs. Long Beach State - W, 74-44
San Diego State scored 50 or more points in a half	Nov. 27, 2004, vs. UC San Diego (51 in 2nd half) - W, 86-51
San Diego State scored 40 or more points in a half	Dec. 1, 2004, vs. San Diego (45 in 2nd half) - W, 83-63
San Diego State won by 40 or more points	Nov. 27, 2000, vs. UC San Diego - W, 98-53
San Diego State won by 30 or more points	Nov. 27, 2004, vs. UC San Diego - W, 86-51
San Diego State won by 20 or more points	Dec. 1, 2004, vs. San Diego - W, 83-63

## INDIVIDUAL SCORING

SDSU player had 50 or more points	Feb. 20, 1986, Anthony Watson (54) vs. U.S. International - W, 138-93
SDSU player had 40 or more points	Feb. 20, 1986, Anthony Watson (54) vs. U.S. International - W, 138-93
SDSU player had 35 or more points	Feb. 10, 1990, Shawn Jamison (37) vs. U.S. International - W, 138-93
SDSU player had 30 or more points	Dec. 31, 2003, Aerick Sanders (34) vs. Portland - W, 67-61
SDSU player made 10 or more field goals in a game	Mar. 6, 2004, Aerick Sanders (10-19) vs. Utah - L, 53-66
SDSU player scored 20 or more points in a half	Nov. 19, 2004, Marcus Slaughter (20 in 2nd half) vs. UC Santa Barbara - ot-L, 72-80

## MULTIPLE INDIVIDUAL SCORING

Three SDSU players had 20 points in same game	Dec. 1, 2001, Tony Bland (22), Al Faux (21), Randy Holcomb (20) vs. CSU Northridge - W, 80-70
Two SDSU players had 20 points in same game	Dec. 4, 2004, Marcus Slaughter (24), Brandon Heath (20) at UC Santa Barbara - W, 73-55
Five SDSU players scored in double figures in same game	Dec. 6, 2003, Wesley Stokes (18), Brandon Heath (12), Chris Manker (12), Aerick Sanders (12), Chris Walton (12) vs. UC San Diego - W, 76-51
Four SDSU players scored in double figures in same game	Dec. 1, 2004, Brandon Heath (26), Chris Manker (22), John Sharper (13), Marus Slaughter (12) vs. San Diego - W, 83-63

## CONSECUTIVE INDIVIDUAL SCORING

SDSU player had consecutive 30-point games	Jan. 27 and 30, 1986, Anthony Watson vs. Wyoming (30) and vs. Colorado State (31)
SDSU player had consecutive 20-point games	Nov. 27 and Dec. 4, 2004, Brandon Heath vs. San Diego (26) and at UC Santa Barbara (20)
SDSU player had consecutive 10-plus made free-throw games	Nov. 19 and Nov. 22, 2004, Marcus Slaughter vs. UCSB (12) and vs. Monmouth (10)

## TEAM REBOUNDING

San Diego State had 45 or more rebounds	Jan. 24, 2004, at Colorado State (46) - 2ot-L, 82-92
San Diego State had 40 or more rebounds	Nov. 22, 2004, vs. Monmouth (41) - W, 69-65
+20-Rebound Margin	Nov. 22, 2004, vs. Monmouth (+21) - W 69-65
+15-Rebound Margin	Nov. 22, 2004, vs. Monmouth (+21) - W 69-65
+10-Rebound Margin	Dec. 1, 2004, vs. San Diego (+14) - W, 83-63

## INDIVIDUAL REBOUNDING

SDSU player had 20 or more rebounds	Feb. 6, 1984, Michael Cage (21) vs. Wyoming - ot-L, 73-83
SDSU player had 15 or more rebounds	Feb. 21, 2004, Aerick Sanders (16) vs. Wyoming - W, 74-66
SDSU player had 10 or more rebounds	Dec. 1, 2004, Marcus Slaughter (12) vs. San Diego - W, 83-63

## DOUBLE-DOUBLES

SDSU player had a triple-double	never
SDSU player had a double-double	Dec. 1, 2004, Marcus Slaughter (22 points, 12 rebounds) vs. San Diego - W, 83-63
SDSU player had a point-assist double-double	Jan. 2, 2000, Bradley Jackson (17 points, 11 assists) vs. High Point - W, 74-63
Two SDSU players had double-double in same game	Jan. 2, 2002, Randy Holcomb (22 points, 13 rebounds), Chris Walton (12 points, 10 rebounds) vs. IPFW - W, 90-72

## Last Time It Happened (cont.)

### Three SDSU players had double-double in same game

.....Dec. 7, 1982, Eddy Gordon (15 points, 11 rebounds), Keith Smith (14 points, 14 rebounds), Michael Cage (12 points, 11 rebounds) vs. Doane College - W, 100-88  
 SDSU player had three consecutive double-doubles  
 .....Jan. 17, 24 and 26, 2004, Aerick Sandes (23 points, 10 rebs.) vs. UNLV, (15 points, 16 rebs.) at Colorado State, (12 points, 11 rebs.) at Wyoming

### TEAM ASSISTS

San Diego State had 25 or more assists .....Dec. 1, 2001, vs. Cal State Northridge (26) - W, 80-70  
 San Diego State had 20 or more assists .....Nov. 27, 2004, vs. UC San Diego (23) - W, 86-51  
 San Diego State had 15 or more assists .....Dec. 4, 2004, vs. UC Santa Barbara (16) - W, 73-55

### INDIVIDUAL ASSISTS

SDSU player had 15 or more assists .....Mar. 7, 1981, Tony Gwynn (16) vs. New Mexico - W, 92-84  
 SDSU player had 10 or more assists .....Mar. 1, 2001, Deandre Moore (11) vs. Wyoming - L, 62-69

### TEAM STEALS

San Diego State had 15 or more steals .....Nov. 27, 2004, vs. UC San Diego (15) - W, 86-51  
 San Diego State had 10 or more steals .....Nov. 27, 2004, vs. UC San Diego (15) - W, 86-51

### INDIVIDUAL STEALS

SDSU player had 9 or more steals .....Feb. 20, 1986, Tracy Dildy (9) vs. USIU - W, 138-93  
 SDSU player had 5 or more steals .....Feb. 28, 2004, Marcus Slaughter (5) vs. New Mexico - L, 60-72

### TEAM BLOCKS

San Diego State had 10 or more blocks .....Jan. 21, 2002, vs. Wyoming (11) - ot-L, 85-88  
 San Diego State had 5 or more blocks .....Dec. 1, 2004, vs. San Diego (6) - W, 83-63

### INDIVIDUAL BLOCKS

SDSU player had 5 or more blocks .....Jan. 6, 2004, Aerick Sanders (5) vs. Saint Mary's - L, 66-80  
 SDSU player had 3 or more blocks .....Dec. 1, 2004, Chris Manker (3) vs. San Diego - W, 83-63

### TEAM TURNOVERS

San Diego State had 10 or fewer turnovers .....Nov. 27, 2004, vs. UC San Diego (9) - W, 86-51  
 San Diego State forced 25 or more turnovers .....Nov. 27, 2004, vs. UC San Diego (27) - W, 86-51  
 San Diego State forced 20 or more turnovers .....Nov. 27, 2004, vs. UC San Diego (27) - W, 86-51

### INDIVIDUAL MINUTES

SDSU player played 50 or more minutes .....Jan. 20, 2000, Myron Epps (50) vs. Air Force - 3ot-L, 77-81  
 SDSU player played 45 or more minutes .....Feb. 9, 2004, Aerick Sanders (45) at Brigham Young - ot-L, 69-83  
 SDSU player played 40 or more minutes .....Nov. 19, 2004, Brandon Heath and Marcus Slaughter (41) vs. UC Santa Barbara - ot-L, 72-80

### TEAM THREE-POINTERS

San Diego State made 15 or more three-point shots .....Dec. 2, 2002, vs. UC San Diego (16) - W, 87-57  
 San Diego State made 10 or more three-point shots .....Dec. 4, 2004, vs. UC Santa Barbara (12) - W, 73-55

### INDIVIDUAL THREE-POINTERS

SDSU player made 9 or more three-point shots .....Dec. 27, 1986, Tony Ross (9) vs. Manhattan - W, 77-69  
 SDSU player made 5 or more three-point shots .....Nov. 24, 2004, Brandon Heath (5) vs. Ohio State - W, 83-61

### TEAM FREE THROWS

San Diego State had a 85 percent or higher free-throw percentage (min. 15 att.) .....Dec. 3, 2003, vs. San Diego (87.5 percent - 14-16) - W, 66-63  
 San Diego State had a 80 percent or higher free-throw percentage (min. 15 att.) .....Feb. 17, 2004, at UNLV (80.0 percent 12-15) - L, 65-68  
 San Diego State attempted 40 or more free-throws .....Mar. 1, 2003, vs. Wyoming (42) - W, 86-73  
 San Diego State attempted 30 or more free-throws .....Nov. 22, 2004, vs. Monmouth (33) - W, 69-65

### INDIVIDUAL FREE THROWS

SDSU player made 10 or more free-throws in a game .....Nov. 22, 2004, Marcus Slaughter (10-14) vs. Monmouth - W, 69-65  
 SDSU player made 100% free-throw percentage (min. 10 att.) .....Dec. 13, 2003, Brandon Heath (10-10) at Texas Tech, L, 68-78

### TEAM SHOOTING PERCENTAGE

SDSU made 60% or better from the field .....Dec. 4, 2004, at UC Santa Barbara (60.0 percent - 27-45) - W, 73-55  
 SDSU made 55% or better from the field .....Dec. 4, 2004, at UC Santa Barbara (60.0 percent - 27-45) - W, 73-55  
 SDSU had consecutive 50% or better games ...Dec.1 and Dec. 4, 2004, vs. San Diego (53.6 percent - 30-56) and at UC Santa Barbara (60 percent - 27-45)

# SDSU Career Records

## Points

Rk	DI	Name, Years	Points
1.	1.	Michael Cage, 81-82-83-84	1,846
2.	2.	Anthony Watson, 83-84-85-86	1,735
3.	-	Tony Pinkins, 55-56-57	1,475
4.	-	Bob Brady, 52-53-54	1,389
5.	3.	Steve Copp, 73-74-75-76	1,307
6.	-	Al Skalecky, 66-67-68	1,271
7.	4.	Tony Ross, 87-88-89	1,259
8.	5.	Chad Nelson, 94-95-96-97	1,225
9.	6.	Will Connelly, 75-76-77	1,188
9.	-	Von Jacobsen, 69-70-71	1,188
11.	-	Bernie Finlay, 58-59-60	1,110
12.	7.	•Myron Epps, 99-00-01-02	1,090
13.	8.	Eddie Morris, 80-81-82-83	1,089
14.	-	Danny Newport, 54-55-56	1,048
15.	-	Milton Phelps, 39-40-41	1,043
16.	-	Dave Miller, 66-67-68	1,034
17.	9.	Leonard Allen, 82-83-84-85	1,019
18.	10.	•Tony Bland, 02-03	1,012
19.	11.	Kim Goetz, 78-79	1,005
20.	12.	•Randy Holcomb, 01-02	1,002
13.		Joel Kramer, 74-76-77-78	949
14.		Mike Dodd, 76-77-78-79	928
15.		Tony Gwynn, 78-79-80-81	925
16.		Jason Richey, 97-98	908
17.		Courtie Miller, 90-91-92-93-94	891
18.		Joe McNaull, 91-92-93	843
19.		Steve Malovic, 78-79	838
20.		Eddy Gordon, 80-81-82-83	807
21.		•Aerick Sanders, 01-02-03-04	806
22.		Jimmy Harris, 71-72	800
23.		Mitch McMullen, 88-89	799
24.		Zach Jones, 81-82	794
25.		•Al Faux, 01-02	794
		---	
nr.		•Brandon Heath, 04-05	497
nr.		•Chris Walton, 01-02-04-05	446
nr.		•Wesley Stokes, 04	363
nr.		•Marcus Slaughter, 04-05	339

## Scoring Average

min. 600 points			
Rk	DI	Name, Years	PPG
1.	-	Bob Brady, 52-53-54	18.8
2.	1.	Kim Goetz, 78-79	18.6
3.	-	Tony Pinkins, 55-56-57	18.1
4.	2.	Jason Richey, 97-98	17.5
5.	3.	Michael Cage, 81-82-83-84	16.5
6.	4.	•Randy Holcomb, 01-02	16.4
7.	5.	•Tony Bland, 02-03	16.1
8.	6.	Anthony Watson, 83-84-85-86	15.8
9.	-	Al Skalecky, 66-67-68	15.5
10.	-	Von Jacobsen, 69-70-71	15.4
11.	7.	Chris McMurray, 72-73	15.238
12.	8.	Steve Malovic, 78-79	15.236
13.	-	Bernie Finlay, 58-59-60	15.205
14.	-	Dick Maureau, 61-62	15.1
15.	9.	Marty Dow, 90-91	14.9
16.	10.	Jimmy Harris, 71-72	14.814
17.	11.	Tony Ross, 87-88-89	14.812
18.	12.	Zack Jones, 81-82	14.7
19.	13.	Will Connelly, 75-76-77	14.5
20.	-	Bob Lundgren, 67-68	14.3
21.	14.	Steve Copp, 73-74-75-76	14.1
15.		•Al Faux, 01-02	13.84
16.		Mitch McMullen, 88-89	13.78
17.		Matt Watts, 98-99	13.7
18.		Marc Carter, 94-95	12.70
19.		Presnell Gilbert, 77-78-79	12.68
20.		Jimmy Wilkins, 71-72	12.6

## Rebounds

Rk	DI	Name, Years	Rebounds
1.	1.	Michael Cage, 81-82-83-84	1,317
2.	-	Al Skalecky, 66-67-68	1,090
3.	-	Larry Meek, 63-64-65	764
4.	2.	Steve Copp, 73-74-75-76	737
5.	3.	Leonard Allen, 82-83-84-85	724
6.	4.	Joel Kramer, 74-76-77-79	711
7.	5.	•Aerick Sanders, 01-02-03-04	686
8.	-	Noel Mickelsen, 54-55-56	642
9.	6.	Will Connelly, 75-76-77	641
10.	7.	Eddy Gordon, 80-81-82-83	631
11.	-	Tony Pinkins, 55-56-57	604
8.		Joe McNaull, 91-92-93	572
9.		•Marcelo Correa, 97-98-99-00-01	522
10.		•Myron Epps, 99-00-01-02	508
11.		Chris McMurray, 72-73	492
12.		Steve Malovic, 78-79	484
13.		•Randy Holcomb, 01-02	481
14.		Allen Bunting, 74-75-76	456
15.		Larry Jones, 72-73	420
16.		Marty Dow, 90-91	415
17.		Rodney Hawkins, 86-87-88	413
18.		Mitch McMullen, 88-89	408
19.		Leon Carter, 95-96	395
20.		John Martens, 83-84-85-86	372
21.		Chad Nelson, 94-95-96-97	370
22.		Anthony Watson, 83-84-85-86	362
23.		John Anderson, 73-74	354
24.		Roy Krusiwyk, 97-98	346
25.		Marc Carter, 94-95	344
		---	
nr.		•Chris Walton, 01-02-04-05	322
nr.		•Marcus Slaughter, 04-05	247
nr.		•Tommy Johnson, 02-03-04-05	148
nr.		•Chris Manker, 04-05	122

## Rebound Average

min. 50 games			
Rk	DI	Name, Years	RPG
1.	-	Al Skalecky, 66-67-68	13.3
1.		Michael Cage, 81-82-83-84	11.8
2.		Steve Malovic, 78-79	8.8
3.		Marty Dow, 90-91	8.0
4.		Steve Copp, 73-74-75-76	7.9247
5.		Larry Jones, 72-73	7.9245
6.		•Randy Holcomb, 01-02	7.88
7.		Will Connelly, 75-76-77	7.8
8.		Joel Kramer, 74-76-77-78	7.2
9.		Mitch McMullen, 88-89	7.0
10.		Leon Carter, 95-96	6.9
11.		John Anderson, 73-74	6.8
12.		Joe McNaull, 91-92-93	6.7
13.		•Aerick Sanders, 01-02-03-04	6.294
14.		Roy Krusiwyk, 97-98	6.290
15.		Leonard Allen, 82-83-84-85	6.24
16.		Marc Carter, 94-95	6.1
17.		Rodney Hawkins, 86-87-88	5.900
18.		Eddy Gordon, 80-81-82-83	5.897
19.		Kevin Betts, 97-98	5.89
20.		Allen Bunting, 74-75-76	5.8

## Assists

since 1972-73 season			
Rk	DI	Name, Years	Assists
1.		Tony Gwynn, 78-79-80-81	590
2.		Chad Nelson, 94-95-96-97	412
3.		Mark Delsman, 74-75-76-77	376
4.		Anthony Watson, 83-84-85-86	356
5.		Keith Smith, 82-83	349
6.		•Deandre Moore, 01-02-03	339
7.		Dean Decker, 77-78	307
8.		Ray Leary, 74-75-76	279
9.		Mike Dodd, 76-77-78-79	271
10.		Creon Dorsey, 85-86	263

11.		Bryan Williams, 88-89	243
12.		Michael Best, 89-90	238
13.		•Tony Bland, 02-03	213
14.		Arthur Massey, 90-91	212
15.		Jeff Konek, 85	211
16.		•David Abramowitz, 99-00-01	189
17.		Jason Richey, 97-98	184
17.		Gary Earle, 74-75-76	184
19.		•Wesley Stokes, 04	176
20.		Steve Copp, 73-74-75-76	171
21.		Matt Watts, 98-99	166
22.		Joel Kramer, 74-76-77-78	162
23.		Ray Barefield, 91-92-93	159
24.		Tracy Dildy, 86-87	155
25.		Raymond King, 96	150
26.		•Chris Walton, 01-02-04-05	137
		---	
nr.		•Tommy Johnson, 02-03-04-05	87
nr.		•Brandon Heath, 04-05	79
nr.		•John Sharper, 03-04-05	49

## Assist Average

min. 50 games; since 1972-73 season			
Rk	DI	Name, Years	APG
1.		Keith Smith, 82-83	6.6
2.		Tony Gwynn, 78-79-80-81	5.51
3.		Dean Decker, 77-78	5.48
4.		Creon Dorsey, 85-86	4.5
5.		Michael Best, 89-90	4.3
6.		•Deandre Moore, 01-02-03	3.9
7.		Jeff Konek, 85	3.702
8.		Chad Nelson, 94-95-96-97	3.679
9.		Ray Leary, 74-75-76	3.671
10.		Arthur Massey, 90-91	3.59

## Field Goals

Rk	DI	Name, Years	FG
1.	1.	Anthony Watson, 83-84-85-86	702
2.	2.	Michael Cage, 81-82-83-84	679
3.	3.	Steve Copp, 73-74-75-76	507
4.	-	Tony Pinkins, 55-56-57	495
5.	4.	Eddie Morris, 80-81-82-83	483
6.	-	Al Skalecky, 66-67-68	481
7.	5.	Will Connelly, 75-76-77	477
8.	-	Bob Brady, 52-53-54	461
9.	6.	Von Jacobsen, 69-70-71	457
10.	7.	Kim Goetz, 78-79	435
8.		Tony Ross, 87-88-89	413
9.		•Myron Epps, 99-00-01-02	407
10.		Joel Kramer, 74-76-77-78	406
11.		Leonard Allen, 82-83-84-85	396
12.		Mike Dodd, 76-77-78-79	392
13.		•Randy Holcomb, 01-02	383
14.		•Tony Bland, 02-03	365
15.		Chad Nelson, 94-95-96-97	344
16.		Eddy Gordon, 80-81-82-83	343
17.		Tony Gwynn, 78-79-80-81	340
18.		Steve Malovic, 78-79	337
19.		•Aerick Sanders, 01-02-03-04	334
20.		Joe McNaull, 91-92-93	333
		---	
nr.		•Chris Walton, 01-02-04-05	173
nr.		•Brandon Heath, 04-05	172
nr.		•Wesley Stokes, 04	124
nr.		•Marcus Slaughter, 04-05	118
nr.		•Tommy Johnson, 02-03-04-05	110

## Field Goal Attempts

Rk	DI	Name, Years	FGA
1.	1.	Anthony Watson, 83-84-85-86	1,576
2.	2.	Michael Cage, 81-82-83-84	1,238
3.	3.	Steve Copp, 73-74-75-76	1,126
4.		Eddie Morris, 80-81-82-83	1,098
5.		Will Connelly, 75-76-77	1,020
6.		Tony Ross, 87-88-89	933

7.		Kim Goetz, 78-79	852
8.		Chad Nelson, 84-85-86-87	814
9.		•Randy Holcomb, 01-02	812
10.		•Tony Bland, 02-03	808
11.		•Myron Epps, 99-00-01-02	803
12.		Joel Kramer, 74-76-77-78	779
13.		Mike Dodd, 76-77-78-79	758
14.		Matt Watts, 98-99	731
15.		Jason Richey, 97-98	724
16.		Eddy Gordon, 80-81-82-83	722
17.		Tony Gwynn, 78-79-80-81	716
18.		Jimmy Harris, 71-72	710
19.		Berry Randle, 93-94-95-96	696
20.		Leonard Allen, 82-83-84-85	692
		---	
nr.		•Brandon Heath, 04-05	434
nr.		•Chris Walton, 01-02-04-05	412
nr.		•Wesley Stokes, 04	338
nr.		•Tommy Johnson, 02-03-04-05	290
nr.		•Marcus Slaughter, 04-05	239

## Field Goal Percentage

minimum 500 career attempts			
Rk	DI	Name, Years	FG Pct.
1.	1.	Leonard Allen, 82-83-84-85	57.2
2.	2.	Mitch McMullen, 88-89	56.2
3.	3.	Marty Dow, 90-91	55.5
4.	4.	Steve Malovic, 78-79	55.3
5.	-	Danny Newport, 54-55-56	55.2
6.	5.	Michael Cage, 81-82-83-84	54.8
7.	6.	•Aerick Sanders, 01-02-03-04	54.0
8.	7.	•Mike Mackell, 02-03	53.6
9.	8.	Joe McNaull, 91-92-93	53.1
10.	9.	Joel Kramer, 74-76-77-78	52.1
11.	10.	Mike Dodd, 76-77-78-79	51.7
11.		Kim Goetz, 78-79	51.1
12.		Myron Epps, 99-00-01-02	50.7
13.		•Marcelo Correa, 97-98-99-00-01	50.0
14.		Jimmy Wilkins, 71-72	48.9
15.		Zach Jones, 81-82	48.4
16.		Eddy Gordon, 80-81-82-83	47.51
17.		Tony Gwynn, 78-79-80-81	47.49
18.		•Randy Holcomb, 01-02	47.2
19.		Will Connelly, 75-76-77	46.8
20.		Presnell Gilbert, 77-78-79	45.7

## Three-Point Field Goals

in existence since 1986-87 season			
Rk	DI	Name, Years	3FG
1.		Tony Ross, 87-88-89	270
2.		Jason Richey, 97-98	136
3.		Chad Nelson, 94-95-96-97	122
4.		Michael Best, 89-90	107
5.		•Al Faux, 01-02	106
6.		•David Abramowitz, 99-00-01	98
7.		•Deandre Moore, 01-02-03	84
7.		Berry Randle, 93-94-95-96	76
9.		Matt Watts, 98-99	65
10.		•Brandon Heath, 04-05	61
11.		•John Sharper, 03-04-05	57
12.		•Donte Wilson, 99-00	56
12.		Brady Trenkle, 95-97-99	56
12.		Chris Walters, 93-94	56
15.		Josko Visnjic, 98	55
16.		Arthur Massey, 90-91	53
17.		Tony Clark, 92-93	52
18.			

# SDSU Career Records

## Three-Point FG Atts.

in existence since 1988-87 season		
Rk	Name, Years	3FGA
1.	Tony Ross, 87-88-89	589
2.	Jason Richey, 97-98	381
3.	Chad Nelson, 94-95-96-97	337
4.	Michael Best, 89-90	292
5.	•David Abramowitz, 99-00-01	284
6.	•Al Faux, 01-02	256
7.	Berry Randle, 93-94-95-96	253
8.	•Deandre Moore, 01-02-03	239
9.	Matt Watts, 98-99	237
10.	•Brandon Heath, 04-05	191
10.	•Donte Wilson, 99-00	180
12.	Josko Visnjic, 98	179
13.	Brady Trenkle, 95-97-99	176
14.	Arthur Massey, 90-91	173
15.	Chris Walters, 93-94	165
16.	•Tony Bland, 02-03	153
17.	Derric Croft, 94	152
18.	Tony Clark, 92-93	142
19.	•Wesley Stokes, 04	138
20.	•Karlo Kovacic, 01-02	136
---		
nr.	•John Sharper, 03-04-05	132
nr.	•Tommy Johnson, 02-03-04-05	123
nr.	•Chris Manker, 03-04-05	122
nr.	•Chris Walton, 01-02-04-05	82

## Three-Point FG Pct.

minimum 40 career three-point field goals		
Rk	Name, Years	3FG Pct.
1.	Tony Ross, 87-88-89	45.8
2.	•John Sharper, 03-04-05	43.2
3.	•Al Faux, 01-02	41.4
4.	•Steve Sir, 03-04	39.8
5.	Michael Best, 89-90	36.64
6.	Tony Clark, 92-99	36.62
7.	Chad Nelson, 94-95-96-97	36.2
8.	Jason Richey, 97-98	35.7
9.	•Deandre Moore, 01-02-03	35.1
10.	Darryl Gaines, 88-87	34.8
11.	•Karlo Kovacic, 01-02	34.6
12.	•David Abramowitz, 99-00-01	34.5
13.	Chris Walters, 93-94	33.9
14.	Derric Croft, 94	32.2
15.	Courtie Miller, 90-91-92-93-94	32.031
---		
nr.	•Brandon Heath, 04-05	31.9
nr.	•Wesley Stokes, 04	29.7

## Free Throws

Rk	DI	Name, Years	FTM
1.	1.	Michael Cage, 81-82-83-84	488
2.	-	Tony Pinkins, 55-56-57	485
3.	-	Bob Brady, 52-53-54	467
4.	2.	Chad Nelson, 94-95-96-97	415
5.	-	Bernie Finlay, 58-59-60	352
6.	3.	Anthony Watson, 83-84-85-86	331
7.	-	Al Skalecky, 66-67-68	309
8.	4.	Courtie Miller, 90-91-92-93-94	302
9.	5.	Steve Copp, 73-74-75-76	293
10.	-	Danny Newport, 54-55-56	290
6.	•Myron Epps, 99-00-01-02	274	
7.	Tony Gwynn, 78-79-80-81	245	
8.	Will Connelly, 75-76-77	234	
9.	•Tony Bland, 02-03	233	
10.	Leonard Allen, 82-83-84-85	227	
11.	Jason Richey, 97-98	218	
12.	•Marcelo Correa, 97-98-99-00-01	215	
13.	Mitch McMullen, 88-89	207	
14.	•Randy Holcomb, 01-02	205	
15.	John Martens, 83-84-85-86	201	
16.	•Mike Mackell, 02-03	199	
17.	Bery Randle, 93-94-95-96	194	

18.	Jeff Pete, 71-72	181
19.	Joe McNaull, 91-92-93	177
20.	Steve Malovic, 77-78	164
---		
nr.	•Brandon Heath, 04-05	92
nr.	•Marcus Slaughter, 04-05	90
nr.	•Chris Walton, 01-02-04-05	76
nr.	•Wesley Stokes, 04	74

## Free Throws Attempted

DI	Name, Years	FTA
1.	Michael Cage, 81-82-83-84	667
2.	Chad Nelson, 94-95-96-97	519
3.	•Myron Epps, 99-00-01-02	466
4.	Anthony Watson, 83-84-85-86	446
5.	Steve Copp, 73-74-75-76	439
6.	Courtie Miller, 90-91-92-93-94	398
7.	Will Connelly, 75-76-77	376
8.	Leonard Allen, 82-83-84-85	369
9.	Mitch McMullen, 88-89	356
10.	•Tony Bland, 02-03	340
11.	Tony Gwynn, 78-79-80-81	334
12.	•Marcelo Correa, 97-98-99-00-01	324
13.	Berry Randle, 93-94-95-96	314
14.	•Randy Holcomb, 01-02	312
15.	Joe McNaull, 91-92-93	300
16.	•Mike Mackell, 02-03	289
17.	John Martens, 83-84-85-86	285
18.	Jason Richey, 97-98	271
19.	Eddy Gordon, 80-81-82-83	255
20.	Jeff Pete, 71-72	252
---		
nr.	•Brandon Heath, 04-05	126
nr.	•Chris Walton, 01-02-04-05	118
nr.	•Marcus Slaughter, 04-05	121
nr.	•Wesley Stokes, 04	102

## Free Throw Percentage

minimum 40 career free throws			
Rk	DI	Name, Years	FT Pct.
1.	1.	Kim Goetz, 78-79	85.4
2.	-	Mike Spigler, 69-70	83.6
3.	2.	Steve Malovic, 78-79	82.4
4.	3.	Jason Richey, 97-98	80.4
5.	4.	Tony Ross, 87-88-89	80.3
6.	5.	Chad Nelson, 94-95-96-97	80.0
7.	6.	Mike Dodd, 76-77-78-79	77.8
8.	-	Bernie Finlay, 58-59-60	77.7
9.	7.	Chris McMurray, 72-73	76.9
10.	-	Gary Schneider, 70-71	76.8
8.	Joel Kramer, 74-76-77-78	76.5	
9.	Jimmy Wilkins, 71-72	76.4	
10.	Courtie Miller, 90-91-92-93-94	75.9	

## Blocks

since 1978-79 season		
Rk	Name, Years	Blocks
1.	Leonard Allen, 82-83-84-85	214
2.	Michael Cage, 81-82-83-84	118
3.	Joe McNaull, 91-92-93	114
4.	•Aerick Sanders, 01-02-03-04	105
5.	•Marcelo Correa, 97-98-99-00-01	100
6.	Eddy Gordon, 80-81-82-83	71
7.	Marty Dow, 90-91	68
7.	Rodney Hawkins, 86-87-88	70
9.	Leon Carter, 95-96	58
10.	Marc Carter, 94-95	55
11.	•Randy Holcomb, 01-02	51
11.	Courtie Miller, 90-91-92-93-94	51
13.	Mitch McMullen, 88-89	46
14.	Kevin Betts, 97-98	40
15.	Marcus Banks, 92-93	37
15.	Keith Balzer, 91-92-93	37
17.	Berry Randle, 93-94-95-96	35
18.	Steve Malovic, 78-79	34

19.	Eddie Morris, 80-81-82-83	32
20.	Roy Krusiwyk, 97-98	31
21.	•Chris Walton, 01-02-04-05	30
---		
nr.	•Marcus Slaughter, 04-05	24
nr.	•Tommy Johnson, 02-03-04-05	14
nr.	•Chris Manker, 03-04-05	13

## Steals

since 1978-79 season		
Rk	Name, Years	Steals
1.	Anthony Watson, 83-84-85-86	192
2.	Chad Nelson, 94-95-96-97	175
3.	Tony Gwynn, 78-79-80-81	141
4.	Eddie Morris, 80-81-82-83	131
5.	Matt Watts, 98-99	126
5.	Michael Best, 89-90	126
5.	Michael Cage, 81-82-83-84	126
8.	•Deandre Moore, 01-02-03	114
9.	Eddy Gordon, 80-81-82-83	111
10.	Creon Dorsey, 85-86	109
11.	•Marcelo Correa, 97-98-99-00-01	102
12.	Jason Richey, 97-98	94
13.	Bobby Owens, 83-84-85-86	92
14.	Arthur Massey, 90-91	84
15.	•David Abramowitz, 99-00-01	81
15.	Kevin Betts, 97-98	81
17.	•Aerick Sanders, 01-02-03-04	80
18.	Bryan Williams, 88-89	77
19.	Keith Smith, 82-83	76
20.	Jason Hamilton, 93-94	73
20.	Tracy Dildy, 86-87	73
---		
nr.	•Chris Walton, 01-02-04-05	58
nr.	•Brandon Heath, 04-05	54
nr.	•Wesley Stokes, 04	49
nr.	•Tommy Johnson, 02-03-04-05	47

## Games Played

Rk	DI	Name, Years	GP
1.	1.	Leonard Allen, 82-83-84-85	116
2.	2.	•Myron Epps, 99-00-01-02	113
2.	2.	Berry Randle, 93-94-95-96	113
4.	4.	•Marcelo Correa, 97-98-99-00-01	112
4.	4.	Chad Nelson, 94-95-96-97	112
4.	4.	Michael Cage, 81-82-83-84	112
7.	7.	Anthony Watson, 83-84-85-86	110
8.	8.	•Aerick Sanders, 01-02-03-04	109
8.	8.	Mark Delsman, 74-75-76-77	109
10.	10.	Eddy Gordon, 80-81-82-83	107
10.	10.	Tony Gwynn, 78-79-80-81	107
10.	-	Noel Mickelsen, 53-54-55-56	107
12.	12.	Eddie Morris, 80-81-82-83	105
13.	13.	Courtie Miller, 90-91-92-93-94	101
14.	14.	Joel Kramer, 74-76-77-78	99
15.	15.	Bobby Owens, 83-84-85-86	94
16.	16.	Steve Copp, 73-74-75-76	93
17.	•Chris Walton, 01-02-04	92	
18.	18.	Mike Dodd, 76-77-78-79	91
19.	•Deandre Moore, 01-02-03	88	
20.	Joe McNaull, 91-92-93	86	
---			
31.	•Tommy Johnson, 02-03-04	82	
47.	•John Sharper, 03-04	62	
67.	•Chris Manker, 03-04	59	

## Games Started

since 1978-79		
Rk	Name, Years	GS
1.	Michael Cage, 81-82-83-84	112
2.	Leonard Allen, 82-83-84-85	110
3.	Chad Nelson, 94-95-96-97	103
4.	Anthony Watson, 83-84-85-86	93
5.	•Marcelo Correa, 97-98-99-00-01	91
6.	•Myron Epps, 99-00-01-02	81

7.	•Deandre Moore, 01-02-03	73
8.	•Tony Bland, 02-03	62
8.	Joe McNaull, 91-92-93	62
8.	Eddie Morris, 80-81-82-83	62
11.	•Randy Holcomb, 01-02	61
11.	Tony Gwynn, 78-79-80-81	61
11.	Eddy Gordon, 80-81-82-83	61
14.	•Aerick Sanders, 01-02-03-04	60
15.	Rodney Hawkins, 86-87-88	59
16.	•Mike Mackell, 02-03	58
17.	Creon Dorsey, 85-86	57
17.	Courtie Miller, 90-91-92-93-94	57
17.	Chris Walters, 93-94	57
17.	Tony Ross, 87-88-89	57
---		
nr.	•Chris Walton, 01-02-04-05	33
nr.	•Brandon Heath, 04-05	31
nr.	•Wesley Stokes, 04	28
nr.	•Marcus Slaughter, 04-05	23
nr.	•Tommy Johnson, 02-03-04-05	18

## Consecutive Gms. Started

since 1980-81 season		
Rk	Name, Years	Consecutive GS
1.	Michael Cage, 81-82-83-84	112
2.	Chad Nelson, 94-95-96-97	103
3.	Leonard Allen, 82-83-84-85	70
4.	•Randy Holcomb, 01-02	61
5.	•Aerick Sanders, 01-02-03-04	60
6.	•Myron Epps, 99-00-01-02	58
7.	Chris Walters, 93-94	57
7.	Joe McNaull, 91-92-93	57
9.	Kevin Betts, 97-98	55
9.	Anthony Watson, 83-84-85-86	55
---		
nr.	•Marcus Slaughter, 04-05	22

## Minutes Played

since 1978-79 season		
Rk	Name, Years	Minutes
1.	Michael Cage, 81-82-83-84	4,262
2.	Chad Nelson, 94-95-96-97	3,692
3.	Anthony Watson, 83-84-85-86	3,330
4.	Leonard Allen, 82-83-84-85	3,191
5.	•Myron Epps, 99-00-01-02	2,971
6.	Eddie Morris, 80-81-82-83	2,627
7.	•Marcelo Correa, 97-98-99-00-01	2,594
8.	•Deandre Moore, 01-02-03	2,462
9.	•Aerick Sanders, 01-02-03-04	2,460
10.	Tony Gwynn, 78-79-80-81	+2,422
11.	Tony Ross, 87-88-89	2,402
12.	Eddy Gordon, 80-81-82-83	2,270
13.	•Tony Bland, 02-03	2,182
14.	Joe McNaull, 91-92-93	2,101
15.	Courtie Miller, 90-91-92-93-94	2,005
16.	Berry Randle, 93-94-95-96	1,944
17.	•Randy Holcomb, 01-02	1,930
18.	Rodney Hawkins, 86-87-88	1,880
19.	Jason Richey, 97-98	1,848
20.	•Chris Walton, 01-02-04-05	1,817
---		
nr.	•Tommy Johnson, 02-03-04-05	1,149
nr.	•Brandon Heath, 04-05	1,058
nr.	•Wesley Stokes, 04	1,014
nr.	•Marcus Slaughter, 04	929
nr.	•John Sharper, 03-04-05	906

# 2004-05 San Diego State

Record: 4-1 (Home: 3-1, Away: 1-0, Neutral: 0-0)  
 Mountain West Conference: 0-0 (Home: 0-0, Away: 0-0)

Date	NR	Opponent	SDSU Result			W-L	Record	MWC	San Diego State High		
			Scorer	Rebounder	Assists				Attendance		
Nov. 19		UC SANTA BARBARA	L-ot	72-80	L1	0-1		Slaughter-28	Slaughter-13	Heath-3	6,191
Nov. 22		MONMOUTH	W	69-65	W1	1-1		Slaughter-18	Heath-9	Thomas-6	4,097
Nov. 27		UC SAN DIEGO	W	86-51	W2	2-1		Manker-23	Manker-5	Heath-9	4,102
Dec. 1		SAN DIEGO	W	83-63	W3	3-1		Heath-26	Slaughter-12	Heath-5	6,132
Dec. 4		at UC Santa Barbara (D)	W	73-55	W4	4-1		Slaughter-24	Slaughter-7	Heath-7	1,518
Dec. 7		at Washington									
Dec. 11		CALIFORNIA									
Dec. 14		SAINT MARY'S									
Dec. 18		at Loyola Marymount									
Dec. 21		CAL STATE FULLERTON									
Dec. 28		at Iowa State									
Dec. 31		PROVIDENCE (D)									
Jan. 3		SOUTH DAKOTA STATE									
Jan. 8		at Brigham Young*									
Jan. 15		at UNLV*									
Jan. 22		WYOMING*									
Jan. 24		COLORADO STATE*									
Jan. 29		at Air Force* (D)									
Jan. 31		at New Mexico*									
Feb. 5		UTAH*									
Feb. 7		BRIGHAM YOUNG*									
Feb. 12		UNLV* (D)									
Feb. 19		at Colorado State*									
Feb. 21		at Wyoming*									
Feb. 26		NEW MEXICO*									
Feb. 28		AIR FORCE*									
Mar. 5		at Utah* (D)									
Mar. 10-12		at Mountain West Conference Championships (Pepsi Center; Denver, Colo.)									

Caps denotes home game. \* - Indicates Mountain West Conference Game. ^ - Mountain West Conference Championships at the Pepsi Center in Denver, Colo. Two-letter abbreviation indicates round, number to left of team indicates seed. Opp. NR - Indicates San Diego State's opponent national rankings in the Associated Press and ESPN/USA Today coaches polls at gametime. :00 - Time remaining in the final ten seconds when winning team scored final points to break a tie or win the game. D - Indicates day game. c - Indicates capacity.

## Record/Attendance Summary

	G	W-L	Total	Average	High
Home	4	3-1	14,390	5,131	6,191 vs. UC Santa Barbara (Nov. 19)
Mountain West					
Away	1	1-0	1,518	1,518	1,518 at UC Santa Barbara (Dec. 4)
Mountain West					
Neutral					
Total	5	4-1	15,908	3,182	6,191 vs. UC Santa Barbara (Nov. 19)
Mountain West					

## Win/Loss Margin

	1	2	3	4	5	6	7	8	9	10	11	12	13	14	15	16	17	18	19	20	21	22	23	24	25	35
Win				1														1		1						1
Loss								1																		

# 2004-05 San Diego State Statistics

Record: 4-1 (Home: 4-1, Away: 0-0, Neutral: 0-0)

No.	Player	GP	GS	Min	Avg	TOTAL		3-PTS		FT-FTA	Pct	REBOUNDS				PF	FO	A	TO	Blk	Stl	Pts	Avg
						FG-FGA	Pct	3FG-FGA	Pct			Off	Def	Tot	Avg								
42	SLAUGHTER, Marcus	5	5	174	34.8	31-55	.564	5-12	.417	35-45	.778	15	28	43	8.6	15	1	8	16	7	8	102	20.4
01	HEATH, Brandon	5	5	161	32.2	28-66	.424	13-31	.419	15-16	.938	5	14	19	3.8	8	0	26	19	1	13	84	16.8
33	MANKER, Chris	5	4	145	29.0	30-51	.588	7-21	.333	9-13	.692	12	12	24	4.8	8	0	9	6	4	5	76	15.2
15	SHARPER, John	5	5	150	30.0	18-33	.545	13-25	.520	2-2	1.000	2	4	6	1.2	3	0	7	9	0	7	51	10.2
21	THOMAS, Matt	5	0	90	18.0	8-23	.348	2-5	.400	5-13	.385	5	12	17	3.4	3	0	13	9	0	3	23	4.6
50	CAMARA, Mohamed	5	5	106	21.2	7-12	.583	0-0	.000	2-3	.667	9	16	25	5.0	11	0	2	3	3	2	16	3.2
20	DAVIS, Trimaie	5	0	57	11.4	8-12	.667	0-0	.000	0-2	.000	4	7	11	2.2	7	0	1	1	1	1	16	3.2
11	SMITH, Tyler	5	0	53	10.6	2-6	.333	2-5	.400	1-2	.500	2	4	6	1.2	7	0	7	5	0	1	7	1.4
31	INES, Jared	4	0	8	2.0	2-2	1.000	0-0	.000	2-6	.333	0	0	0	0.0	0	0	0	0	0	0	6	1.5
00	JOHNSON, Tommy	5	0	45	9.0	1-3	.333	0-1	.000	0-0	.000	0	3	3	0.6	2	0	2	3	1	1	2	0.4
03	WALTON, Chris	1	1	29	29.0	0-4	.000	0-1	.000	0-0	.000	1	0	1	1.0	4	0	1	4	0	0	0	0.0
10	WEINSTEIN, Shawn	2	0	4	2.0	0-1	.000	0-1	.000	0-0	.000	0	0	0	0.0	0	0	0	1	0	0	0	0.0
05	HANOUR, Travis	1	0	3	3.0	0-0	.000	0-0	.000	0-0	.000	0	0	0	0.0	1	0	1	0	0	0	0	0.0
TEAM												6	6	12	2.4	0	0						
<b>SDSU TOTALS</b>		<b>5</b>				<b>135-268</b>	<b>.504</b>	<b>42-102</b>	<b>.412</b>	<b>71-102</b>	<b>.696</b>	<b>61</b>	<b>106</b>	<b>167</b>	<b>33.4</b>	<b>69</b>	<b>1</b>	<b>77</b>	<b>76</b>	<b>17</b>	<b>41</b>	<b>383</b>	<b>76.6</b>
<b>OPPONENTS</b>		<b>5</b>				<b>111-262</b>	<b>.424</b>	<b>43-106</b>	<b>.406</b>	<b>49-65</b>	<b>.754</b>	<b>47</b>	<b>84</b>	<b>131</b>	<b>26.2</b>	<b>85</b>	<b>2</b>	<b>75</b>	<b>82</b>	<b>11</b>	<b>39</b>	<b>314</b>	<b>62.8</b>

<b>SCORE BY PERIODS:</b>	<b>1st</b>	<b>2nd</b>	<b>OT</b>	<b>2OT</b>	<b>Total</b>
SAN DIEGO STATE	165	209	9		383
OPPONENTS	142	155	17		314



# 2004-05 San Diego State Win/Loss Statistics

## Wins Only Games: 4

No.	Player	GP	GS	Min	TOTAL			3-PTS			REBOUNDS												
					Avg	FG-FGA	Pct	3FG-FGA	Pct	FT-FTA	Pct	Off	Def	Tot	Avg	PF	FO	A	TO	Blk	Stl	Pts	Avg
42	SLAUGHTER, Marcus	4	4	133	33.2	23-39	.590	5-10	.500	23-31	.742	7	23	30	7.5	10	0	7	11	7	4	74	18.5
01	HEATH, Brandon	4	4	120	30.0	21-44	.477	10-21	.476	15-16	.938	3	12	15	3.8	6	0	23	15	0	11	67	16.8
33	MANKER, Chris	4	4	110	27.5	23-38	.605	5-15	.333	8-9	.889	8	8	16	4.0	6	0	7	5	4	2	59	14.8
15	SHARPER, John	4	4	110	27.5	15-25	.600	11-19	.579	2-2	1.000	1	2	3	0.8	3	0	5	5	0	7	43	10.8
21	THOMAS, Matt	4	0	84	21.0	7-21	.333	2-5	.400	5-13	.385	5	11	16	4.0	2	0	12	9	0	3	21	5.3
50	CAMARA, Mohamed	4	4	92	23.0	7-12	.583	0-0	.000	2-3	.667	8	12	20	5.0	9	0	2	3	2	2	16	4.0
20	DAVIS, Trimaine	4	0	55	13.8	8-12	.667	0-0	.000	0-2	.000	4	6	10	2.5	7	0	1	1	1	1	16	4.0
11	SMITH, Tyler	4	0	52	13.0	2-6	.333	2-5	.400	1-2	.500	2	4	6	1.5	7	0	7	5	0	1	7	1.8
31	INES, Jared	3	0	7	2.3	2-2	1.000	0-0	.000	2-6	.333	0	0	0	0.0	0	0	0	0	0	0	6	2.0
00	JOHNSON, Tommy	4	0	30	7.5	1-1	1.000	0-0	.000	0-0	.000	0	2	2	0.5	1	0	0	2	1	1	2	0.5
10	WEINSTEIN, Shawn	2	0	4	2.0	0-1	.000	0-1	.000	0-0	.000	0	0	0	0.0	0	0	0	1	0	0	0	0.0
05	HANOUR, Travis	1	0	3	3.0	0-0	.000	0-0	.000	0-0	.000	0	0	0	0.0	1	0	1	0	0	0	0	0.0
TEAM												5	5	10	2.5	0							0
<b>SDSU TOTALS</b>		<b>4</b>				<b>109-201</b>	<b>.542</b>	<b>35-76</b>	<b>.461</b>	<b>58-84</b>	<b>.690</b>	<b>43</b>	<b>85</b>	<b>128</b>	<b>32.0</b>	<b>52</b>	<b>0</b>	<b>65</b>	<b>57</b>	<b>15</b>	<b>32</b>	<b>311</b>	<b>77.8</b>
<b>OPPONENTS</b>		<b>4</b>				<b>81-202</b>	<b>.401</b>	<b>35-83</b>	<b>.422</b>	<b>37-48</b>	<b>.771</b>	<b>36</b>	<b>59</b>	<b>95</b>	<b>23.8</b>	<b>67</b>	<b>1</b>	<b>60</b>	<b>65</b>	<b>8</b>	<b>26</b>	<b>234</b>	<b>58.5</b>

<b>SCORE BY PERIODS:</b>	<b>1st</b>	<b>2nd</b>	<b>OT</b>	<b>2OT</b>	<b>Total</b>
SAN DIEGO STATE	139	172			311
OPPONENTS	111	123			234

## Losses Only Games: 1

No.	Player	GP	GS	Min	TOTAL			3-PTS			REBOUNDS												
					Avg	FG-FGA	Pct	3FG-FGA	Pct	FT-FTA	Pct	Off	Def	Tot	Avg	PF	FO	A	TO	Blk	Stl	Pts	Avg
42	SLAUGHTER, Marcus	1	1	42	42.0	8-16	.500	0-2	.000	12-14	.857	8	5	13	13.0	5	1	1	5	0	4	28	28.0
01	HEATH, Brandon	1	1	41	41.0	7-22	.318	3-10	.300	0-0	.000	2	2	4	4.0	2	0	3	4	1	2	17	17.0
33	MANKER, Chris	1	0	34	34.0	7-13	.538	2-6	.333	1-4	.250	4	4	8	8.0	2	0	2	1	0	3	17	17.0
15	SHARPER, John	1	1	40	40.0	3-8	.375	2-6	.333	0-0	.000	1	2	3	3.0	0	0	2	4	0	0	8	8.0
21	THOMAS, Matt	1	0	6	6.0	1-2	.500	0-0	.000	0-0	.000	0	1	1	1.0	1	0	1	0	0	0	2	2.0
31	INES, Jared	1	0	1	1.0	0-0	.000	0-0	.000	0-0	.000	0	0	0	0.0	0	0	0	0	0	0	0	0.0
03	WALTON, Chris	1	1	29	29.0	0-4	.000	0-1	.000	0-0	.000	1	0	1	1.0	4	0	1	4	0	0	0	0.0
00	JOHNSON, Tommy	1	0	15	15.0	0-2	.000	0-1	.000	0-0	.000	0	1	1	1.0	1	0	2	1	0	0	0	0.0
50	CAMARA, Mohamed	1	1	14	14.0	0-0	.000	0-0	.000	0-0	.000	1	4	5	5.0	2	0	0	0	1	0	0	0.0
20	DAVIS, Trimaine	1	0	2	2.0	0-0	.000	0-0	.000	0-0	.000	0	1	1	1.0	0	0	0	0	0	0	0	0.0
11	SMITH, Tyler	1	0	1	1.0	0-0	.000	0-0	.000	0-0	.000	0	0	0	0.0	0	0	0	0	0	0	0	0.0
TEAM												1	1	2	2.0	0							0
<b>SDSU TOTALS</b>		<b>1</b>		<b>225</b>		<b>26-67</b>	<b>.388</b>	<b>7-26</b>	<b>.269</b>	<b>13-18</b>	<b>.722</b>	<b>18</b>	<b>21</b>	<b>39</b>	<b>39.0</b>	<b>17</b>	<b>1</b>	<b>12</b>	<b>19</b>	<b>2</b>	<b>9</b>	<b>72</b>	<b>72.0</b>
<b>OPPONENTS</b>		<b>1</b>		<b>225</b>		<b>30-60</b>	<b>.500</b>	<b>8-23</b>	<b>.348</b>	<b>12-17</b>	<b>.706</b>	<b>11</b>	<b>25</b>	<b>36</b>	<b>36.0</b>	<b>18</b>	<b>-</b>	<b>15</b>	<b>17</b>	<b>3</b>	<b>13</b>	<b>80</b>	<b>80.0</b>

<b>SCORE BY PERIODS:</b>	<b>1st</b>	<b>2nd</b>	<b>OT</b>	<b>2OT</b>	<b>Total</b>
SAN DIEGO STATE	26	37	9		72
OPPONENTS	31	32	17		80

# 2004-05 San Diego State Home/Away Statistics

## Home Games Only Record: 3-1

No.	Player	GP	GS	Min	TOTAL		3-PTS		FT-FTA		REBOUNDS		PF	FO	A	TO	Blk	Stl	Pts	Avg			
					FG-FGA	Pct	3FG-FGA	Pct	Pct	Off	Def	Tot									Avg		
42	SLAUGHTER, Marcus	4	4	141	35.2	23-42	.548	2-8	.250	30-40	.750	14	22	36	9.0	11	1	7	13	7	8	78	19.5
33	MANKER, Chris	4	3	116	29.0	28-45	.622	6-18	.333	9-13	.692	12	9	21	5.3	4	0	8	5	4	5	71	17.8
01	HEATH, Brandon	4	4	133	33.2	20-56	.357	9-25	.360	15-16	.938	5	12	17	4.3	7	0	19	17	1	11	64	16.0
15	SHARPER, John	4	4	117	29.3	12-25	.480	10-20	.500	2-2	1.000	2	3	5	1.3	2	0	6	7	0	6	36	9.0
21	THOMAS, Matt	4	0	74	18.5	8-20	.400	2-5	.400	3-9	.333	5	10	15	3.8	3	0	10	7	0	3	21	5.3
50	CAMARA, Mohamed	4	4	87	21.8	7-12	.583	0-0	.000	2-3	.667	9	13	22	5.5	8	0	1	2	3	2	16	4.0
20	DAVIS, Trimaine	4	0	38	9.5	6-9	.667	0-0	.000	0-0	.000	2	6	8	2.0	7	0	0	1	0	1	12	3.0
31	INES, Jared	3	0	6	2.0	2-2	1.000	0-0	.000	2-4	.500	0	0	0	0.0	0	0	0	0	0	0	6	2.0
11	SMITH, Tyler	4	0	42	10.5	1-4	.250	1-3	.333	1-2	.500	2	4	6	1.5	5	0	7	2	0	1	4	1.0
00	JOHNSON, Tommy	4	0	38	9.5	1-3	.333	0-1	.000	0-0	.000	0	3	3	0.8	2	0	2	3	1	1	2	0.5
03	WALTON, Chris	1	1	29	29.0	0-4	.000	0-1	.000	0-0	.000	1	0	1	1.0	4	0	1	4	0	0	0	0.0
10	WEINSTEIN, Shawn	2	0	4	2.0	0-1	.000	0-1	.000	0-0	.000	0	0	0	0.0	0	0	0	1	0	0	0	0.0
TEAM												5	3	8	2.0	0							0
<b>SDSU TOTALS</b>		<b>4</b>				<b>108-223</b>	<b>.484</b>	<b>30-82</b>	<b>.366</b>	<b>64-89</b>	<b>.719</b>	<b>57</b>	<b>85</b>	<b>142</b>	<b>35.5</b>	<b>53</b>	<b>1</b>	<b>61</b>	<b>62</b>	<b>16</b>	<b>38</b>	<b>310</b>	<b>77.5</b>
<b>OPPONENTS</b>		<b>4</b>				<b>93-210</b>	<b>.443</b>	<b>35-84</b>	<b>.417</b>	<b>38-50</b>	<b>.760</b>	<b>33</b>	<b>68</b>	<b>101</b>	<b>25.3</b>	<b>71</b>	<b>2</b>	<b>62</b>	<b>69</b>	<b>8</b>	<b>36</b>	<b>259</b>	<b>64.8</b>

<b>SCORE BY PERIODS:</b>	<b>1st</b>	<b>2nd</b>	<b>OT</b>	<b>2OT</b>	<b>Total</b>
SAN DIEGO STATE	127	174	9		310
OPPONENTS	118	124	17		259

## Road/Neutral Games Only Record: 1-0

No.	Player	GP	GS	Min	TOTAL		3-PTS		FT-FTA		REBOUNDS		PF	FO	A	TO	Blk	Stl	Pts	Avg			
					FG-FGA	Pct	3FG-FGA	Pct	Pct	Off	Def	Tot									Avg		
42	SLAUGHTER, Marcus	1	1	33	33.0	8-13	.615	3-4	.750	5-5	1.000	1	6	7	7.0	4	0	1	3	0	0	24	24.0
01	HEATH, Brandon	1	1	28	28.0	8-10	.800	4-6	.667	0-0	.000	0	2	2	2.0	1	0	7	2	0	2	20	20.0
15	SHARPER, John	1	1	33	33.0	6-8	.750	3-5	.600	0-0	.000	0	1	1	1.0	1	0	1	2	0	1	15	15.0
33	MANKER, Chris	1	1	29	29.0	2-6	.333	1-3	.333	0-0	.000	0	3	3	3.0	4	0	1	1	0	0	5	5.0
20	DAVIS, Trimaine	1	0	19	19.0	2-3	.667	0-0	.000	0-2	.000	2	1	3	3.0	0	0	1	0	1	0	4	4.0
11	SMITH, Tyler	1	0	11	11.0	1-2	.500	1-2	.500	0-0	.000	0	0	0	0.0	2	0	0	3	0	0	3	3.0
21	THOMAS, Matt	1	0	16	16.0	0-3	.000	0-0	.000	2-4	.500	0	2	2	2.0	0	0	3	2	0	0	2	2.0
50	CAMARA, Mohamed	1	1	19	19.0	0-0	.000	0-0	.000	0-0	.000	0	3	3	3.0	3	0	1	1	0	0	0	0.0
23	Johnson, Tommy	1	0	7	7.0	0-0	.000	0-0	.000	0-0	.000	0	0	0	0.0	0	0	0	0	0	0	0	0.0
05	HANOUR, Travis	1	0	3	3.0	0-0	.000	0-0	.000	0-0	.000	0	0	0	0.0	1	0	1	0	0	0	0	0.0
31	INES, Jared	1	0	2	2.0	0-0	.000	0-0	.000	0-2	.000	0	0	0	0.0	0	0	0	0	0	0	0	0.0
TEAM												1	3	4	4.0	0							0
<b>SDSU TOTALS</b>		<b>1</b>				<b>27-45</b>	<b>.600</b>	<b>12-20</b>	<b>.600</b>	<b>7-13</b>	<b>.538</b>	<b>4</b>	<b>21</b>	<b>25</b>	<b>25.0</b>	<b>16</b>	<b>0</b>	<b>16</b>	<b>14</b>	<b>1</b>	<b>3</b>	<b>73</b>	<b>73.0</b>
<b>OPPONENTS</b>		<b>1</b>				<b>18-52</b>	<b>.346</b>	<b>8-22</b>	<b>.364</b>	<b>11-15</b>	<b>.733</b>	<b>14</b>	<b>16</b>	<b>30</b>	<b>30.0</b>	<b>14</b>	<b>0</b>	<b>13</b>	<b>13</b>	<b>3</b>	<b>3</b>	<b>55</b>	<b>55.0</b>

<b>SCORE BY PERIODS:</b>	<b>1st</b>	<b>2nd</b>	<b>OT</b>	<b>2OT</b>	<b>Total</b>
SAN DIEGO STATE	38	35			73
OPPONENTS	24	31			55

## 2004-05 Team Game-By-Game

Opponent	Site/Date	FG-FGA	Pct	3P-3PA	Pct	FT-FTA	Pct	Off-Def	Tot	PF	AT	TO	BS	ST	1st-2nd	Pts
at SDSU	H	26-67	.388	7-26	.269	13-18	.722	18-21	39	17	12	19	2	9	26-37-9	72
UC Santa Barbara	11/19	30-60	.500	8-23	.348	12-17	.706	11-25	36	18	15	17	3	13	31-32-17	80
at SDSU	H	20-47	.426	6-15	.400	23-33	.697	15-26	41	14	11	17	3	7	28-41	69
Monmouth	11/22	21-51	.412	10-23	.435	13-16	.813	4-16	20	21	18	10	3	10	31-34	65
at SDSU	H	32-53	.604	7-17	.412	15-20	.750	11-13	24	11	23	9	5	15	35-51	86
UC San Diego	11/27	16-37	.432	9-17	.529	10-12	.833	9-12	21	16	14	27	1	6	29-22	51
at SDSU	H	30-56	.536	10-24	.417	13-18	.722	13-25	38	11	15	17	6	7	38-45	83
San Diego	12/1	26-62	.419	8-21	.381	3-5	.600	9-15	24	16	15	15	1	7	27-36	63
SDSU	A	27-45	.600	12-20	.600	7-13	.538	4-21	25	16	16	14	1	3	38-35	73
at UC Santa Barbara	12/4	18-52	.346	8-22	.364	11-15	.733	14-16	30	14	13	13	3	3	24-31	55
SDSU	A															
at Washibton	12/7															

## 2004-05 Game-By-Game Leaders Misc. Stats

Below is a look at the efficiency leader (the formula is  $\text{efficiency} = (\text{PTS} + \text{REB} + \text{AST} + \text{STL} + \text{BLK}) - ((\text{FGA} - \text{FGM}) + (\text{FTA} - \text{FTM}) + \text{TO})$ ), the hockey +/- leader (differential in score while player is on the court), the PRA leader (points+rebounds+assists) and playing time leader for individual games.

Date	Opponent	SDSU Result	Efficiency	Hockey +/-	PRA	Playing Time
Nov. 19	UC SANTA BARBARA	L-ot 72-80	Slaughter .....+31	Manker .....+10	Slaughter .....42	Slaughter .....41:44
Nov. 22	MONMOUTH	W 69-65	Slaughter .....+19	Thomas .....+17	Heath .....27	Slaughter .....35:23
Nov. 27	UC SAN DIEGO	W 86-51	Manker .....+29	Heath/Slaughter ..+24	Manker .....31	Slaughter .....30:14
Dec. 1	SAN DIEGO	W 83-63	Manker .....+28	Manker .....+22	Heath .....+34	Slaughter .....34:46
Dec. 4	at UC Santa Barbara	W 73-55	Heath .....+27	.....	Slaughter .....32	.....

## 2004-05 Points/Rebounds/Assists

	0	1	3	5	10	11	15	20	21	31	33	42	50
	Tommy	Brandon	Chris	Travis	Shawn	Tyler	John	Trimaine	Matt	Jared	Chris	Marcus	Mohamed
Opponent	Johnson	Heath	Walton	Hanour	Weinstein	Smith	Sharper	Davis	Thomas	Ines	Manker	Slaughter	Camara
UC SANTA BARBARA	0/1/2	17/4/3*	0/1/1*	INJ	CD	0/0/0	8/3/2*	0/1/0	2/1/1	0/0/0	17/8/2	28/13/1*	0/5/0*
MONMOUTH	2/1/0	16/9/2*	INJ	INJ	CD	1/2/1	6/0/1*	2/3/0	8/5/6	CD	9/2/1*	18/7/0*	7/8/0*
UC SAN DIEGO	0/0/0	5/1/9*	INJ	INJ	0/0/0	3/2/4	9/1/2*	8/2/0	7/4/2	6/0/0	23/5/3*	20/4/3*	5/4/0*
SAN DIEGO	0/1/0	26/3/5*	INJ	INJ	0/0/0	0/2/2	13/1/1*	2/2/0	4/5/1	0/0/0	22/6/2*	12/12/3*	4/5/1*
at UC Santa Barbara	0/0/0	20/2/7*	INJ	0/0/1	DNT	3/0/0	15/1/1*	4/3/1	2/2/3	0/0/0	5/3/1*	24/7/1*	0/3/1*
at Washington													
CALIFORNIA													
SAINT MARY'S													
at Loyola Marymount													
CAL STATE FULLERTON													
at Iowa State													
PROVIDENCE													
SOUTH DAKOTA ST.													
*at Brigham Young													
*at UNLV													
*WYOMING													
*COLORADO ST.													
*at Air Force													
*at New Mexico													
*UTAH													
*BRIGHAM YOUNG													
*UNLV													
*at Colorado St.													
*at Wyoming													
*NEW MEXICO													
*AIR FORCE													
*at Utah													

\* - Indicates starter. CD - Did Not Play-Coach's Decision. DNT - Did Not Travel. INJ - Did Not Play-Injured. \* - Indicates Mountain West Conference Game. ` - 2005 Mountain West Conference Basketball Championship.

# 2004-05 Superlatives

## Individual

Category	San Diego State	Opponent
<b>Points Scored</b>	28 by Marcus Slaughter vs. UCSB (11-19-04)	18 by Dejan Delic vs. Monmouth (11-22-04) 18 by Josh Davis vs. UC Santa Barbara (11-19-04)
<b>Field Goals</b>	9 by Chris Manker vs. UCSD (11-27-04)	7 by Brice Vounang vs. San Diego (12-1-04) 7 by Josh Davis vs. UC Santa Barbara (11-19-04) 7 by Casey Cook vs. UC Santa Barbara (11-19-04)
<b>Field Goals Attempted</b>	22 by Brandon Heath vs. UCSB (11-19-04)	13 by Brice Vounang vs. San Diego (12-1-04)
<b>Highest FG Percentage (min. 5 made)</b>	80.0 (8-10) by Brandon Heath at UCSB (12-4-04)	70.0 (7-10) by Josh Davis vs. UC Santa Barbara (11-19-04) 70.0 (7-10) by Casey Cook vs. UC Santa Barbara (11-19-04)
<b>Highest FG Percentage (min. 10 made)</b>	NA	NA
<b>3-Point Field Goals Made</b>	3 by Chris Manker vs. San Diego (12-1-04) 3 by Brandon Heath vs. San Diego (12-1-04) 3 by John Sharper vs. San Diego (12-1-04) 3 by John Sharper vs. UCSD (11-27-04) 3 by Brandon Heath vs. UCSB (11-19-04)	6 by Dejan Delic vs. Monmouth (11-22-04)
<b>3-Point Field Goals Attempted</b>	10 by Brandon Heath vs. UCSB (11-19-04)	10 by Dejan Delic vs. Monmouth (11-22-04)
<b>3-Point Field Goal Percentage (min. 4 made)</b>	66.7 (4-6) by Brandon Heath at UCSB (12-4-04)	80.0 (4-5) by Josh Davis vs. UC Santa Barbara (11-19-04)
<b>3-Point Field Goal Percentage (Min. 7 made)</b>	NA	NA
<b>Free Throws</b>	12 by Marcus Slaughter vs. UCSB (11-19-04)	5 by Blake Hamilton vs. Monmouth (11-22-04)
<b>Free Throws Attempted</b>	14 by Marcus Slaughter vs. Monmouth (11-22-04) 14 by Marcus Slaughter vs. UCSB (11-19-04)	7 by Blake Hamilton vs. Monmouth (11-22-04)
<b>Free Throw Percentage (min. 5 made)</b>	1.000 (8-8) by Brandon Heath vs. Monmouth (11-22-04) 1.000 (5-5) by Marcus Slaughter at UCSB (12-4-04) 1.000 (5-5) by Chris Manker vs. UCSD (11-27-04)	71.4 (5-7) by Blake Hamilton vs. Monmouth (11-22-04)
<b>Free Throw Percentage (min. 10 made)</b>	85.7 (12-14) by Marcus Slaughter vs. UCSB (11-19-04)	NA
<b>Offensive Rebounds</b>	8 by Marcus Slaughter vs. UCSB (11-19-04)	4 by Nick Lewis vs. San Diego (12-1-04)
<b>Defensive Rebounds</b>	9 by Brandon Heath vs. San Diego (12-1-04)	6 by Marques Alston vs. Monmouth (11-22-04)
<b>Total Rebounds</b>	13 by Marcus Slaughter vs. UCSB (11-19-04)	7 by Marques Alston vs. Monmouth (11-22-04) 7 by Glenn Turner vs. UC Santa Barbara (11-19-04)
<b>Assists</b>	9 by Brandon Heath vs. UCSD (11-27-04)	5 by Ross Derogatis vs. San Diego (12-1-04) 5 by Tyler Azzarelli vs. Monmouth (11-22-04)
<b>Blocked Shots</b>	3 by Chris Manker vs. San Diego (12-1-04) 3 by Marcus Slaughter vs. UCSD (11-27-04)	2 by Cameron Goettsche at UCSB (12-4-04) 2 by Cory Hallett vs. Monmouth (11-22-04)
<b>Steals</b>	5 by Brandon Heath vs. UCSD (11-27-04)	4 by Josh Davis vs. UC Santa Barbara (11-19-04)
<b>Minutes Played</b>	42 by Marcus Slaughter vs. UCSB (11-19-04)	41 by Chrismen Oliver vs. UC Santa Barbara (11-19-04)
<b>Minutes Played (Regulation)</b>	35 by Marcus Slaughter vs. Monmouth (11-22-04)	38 by Corey Belsler vs. San Diego (12-1-04)

## Team

SDSU High	SDSU Low	Category	Opponent High	Opponent Low
86 vs. UCSD (11-27-04)	69 vs. Monmouth (11-22-04)	<b>Points Scored</b>	80 vs. UCSB (11-19-04)	51 vs. UCSD (11-27-04)
32 vs. UCSD (11-27-04)	20 vs. Monmouth (11-22-04)	<b>Field Goals</b>	30 vs. UCSB (11-19-04)	16 vs. UCSD (11-27-04)
67 vs. UCSB (11-19-04)	45 at UCSB (12-4-04)	<b>Field Goals Attempted</b>	62 vs. San Diego (12-1-04)	37 vs. UCSD (11-27-04)
60.4 vs. UCSD (11-27-04)	38.8 vs. UCSB (11-19-04)	<b>FG Percentage</b>	50.0 vs. UCSB (11-19-04)	34.6 at UCSB (12-4-04)
12 at UCSB (12-4-04)	6 vs. Monmouth (11-22-04)	<b>3-Point Field Goals Made</b>	10 vs. Monmouth (11-22-04)	8 - three times
26 vs. UCSB (11-19-04)	15 vs. Monmouth (11-22-04)	<b>3-Point Field Goals Attempted</b>	23 vs. UCSB/Monmouth	17 vs. UCSD (11-27-04)
60.0 at UCSB (12-4-04)	26.9 vs. UCSB (11-19-04)	<b>3-Point Field Goal Percentage</b>	52.9 vs. UCSD (11-27-04)	34.8 vs. UCSB (11-19-04)
23 vs. Monmouth (11-22-04)	7 at UCSB (12-4-04)	<b>Free Throws Made</b>	13 vs. Monmouth (11-22-04)	3 vs. San Diego (12-1-04)
33 vs. Monmouth (11-22-04)	13 at UCSB (12-4-04)	<b>Free Throws Attempted</b>	17 vs. UCSB (11-19-04)	5 vs. San Diego (12-1-04)
75.0 vs. UCSD (11-27-04)	53.8 at UCSB (12-4-04)	<b>Free Throw Percentage</b>	83.3 vs. UCSD (11-27-04)	60.0 vs. San Diego (12-1-04)
18 vs. UCSB (11-19-04)	4 at UCSB (12-4-04)	<b>Offensive Rebounds</b>	14 at UCSB (12-4-04)	4 vs. Monmouth (11-22-04)
26 vs. Monmouth (11-22-04)	13 vs. UCSD (11-27-04)	<b>Defensive Rebounds</b>	25 vs. UCSB (11-19-04)	12 vs. UCSD (11-27-04)
41 vs. Monmouth (11-22-04)	24 vs. UCSD (11-27-04)	<b>Total Rebounds</b>	36 vs. UCSB (11-19-04)	20 vs. Monmouth (11-22-04)
17 vs. UCSB (11-19-04)	11 vs. UCSD/San Diego	<b>Fouls</b>	21 vs. Monmouth (11-22-04)	14 at UCSB (12-4-04)
1 vs. UCSB (11-19-04)	0 - several times	<b>Fouled Out</b>	1 vs. UCSB/San Diego	0 - several times
23 vs. UCSD (11-27-04)	11 vs. Monmouth (11-22-04)	<b>Assists</b>	18 vs. Monmouth (11-22-04)	13 at UCSB (12-4-04)
19 vs. UCSB (11-19-04)	9 vs. UCSD (11-27-04)	<b>Turnovers</b>	27 vs. UCSD (11-27-04)	10 vs. Monmouth (11-22-04)
6 vs. San Diego (12-1-04)	1 at UCSB (12-4-04)	<b>Blocked Shots</b>	3 - three times	1 vs. UCSD/San Diego
15 vs. UCSD (11-27-04)	7 vs. Monmouth/San Diego	<b>Steals</b>	13 vs. UCSB (11-19-04)	3 at UCSB (12-4-04)
51 vs. UCSD, 2nd (11-27-04)	26 vs. UCSB, 1st (11-19-04)	<b>Points/Half</b>	36 vs. San Diego, 2nd (12-1-04)	22 vs. UCSD, 2nd (11-27-04)
65.4 vs. UCSD, 2nd (11-27-04)	29.2 vs. Monmouth, 1st (11-22-04)	<b>FG Percentage/Half</b>	58.3 vs. UCSB, 2nd (11-19-04)	31.6 vs. UCSD, 2nd (11-27-04)
4 vs. San Diego (12-1-04)	2 vs. Monmouth vs. UCSD	<b>Double-Figure Scorers</b>	4 vs. UCSB (11-19-04)	1 at UCSB (12-4-04)

# Season and Career Highs

## ► 0 • TOMMY JOHNSON

	Season	Career
Points	2 vs. Monmouth, 11-22-04	18 vs. Troy St., 11-30-03
Rebounds	1 - three times	7 vs. IPFW, 12-30-02
Assists	2 vs. UCSB, 11-19-04	5 at Cal Poly, 11-30-02
Steals	1 vs. UCSD, 11-27-04	4 vs. Troy St., 11-30-03
Blocked Shots	1 vs. Monmouth, 11-22-04	2 - two times
Minutes	15 vs. UCSB, 11-19-04	33 vs. Troy St., 11-30-03

## ► 1 • BRANDON HEATH

	Season	Career
Points	26 vs. San Diego, 12-1-04	30 at Texas Tech, 12-13-03
Rebounds	9 vs. Monmouth, 11-22-04	<b>9 vs. Monmouth, 11-22-04</b>
Assists	9 vs. UCSD, 11-27-04	<b>9 vs. UCSD, 11-27-04</b>
Steals	5 vs. UCSD, 11-27-04	<b>5 vs. UCSD, 11-27-04</b>
Blocked Shots	1 vs. UCSB, 11-19-04	<b>1 vs. UCSB, 11-19-04</b>
Minutes	41 vs. UCSB, 11-19-04	43 at Colorado St., 1-24-04

## ► 3 • CHRIS WALTON

	Season	Career
Points	0	17 at BYU, 2-9-04
Rebounds	1 vs. UCSB, 11-19-04	10 - two times
Assists	1 vs. UCSB, 11-19-04	6 vs. Portland, 12-31-03
Steals	0	3 - six times
Blocked Shots	0	4 vs. UNM, 2-28-02
Minutes	29 vs. UCSB, 11-19-04	40 at CSU, 1-24-04

## ► 5 • TRAVIS HANOUR

	Season	Career
Points	0	11 - two times
Rebounds	0	7 vs. Utah, 1-18-03
Assists	1 at UCSB (12-4-04)	3 vs. Wash. St., 2-10-01
Steals	0	2 vs. Texas Tech, 1-6-03
Blocked Shots	0	2 vs. Chaminade, 11-20-00
Minutes	3 at UCSB (12-4-04)	35 vs. Utah, 1-18-03

## ► 10 • SHAWN WEINSTEIN

	Season
Points	0
Rebounds	0
Assists	0
Steals	0
Blocked Shots	0
Minutes	3 vs. UCSD, 11-27-04

## ► 11 • TYLER SMITH

	Season
Points	3 - two times
Rebounds	2 - three times
Assists	4 vs. UCSD, 11-27-04
Steals	1 vs. San Diego, 12-1-04
Blocked Shots	0
Minutes	18 vs. UCSD, 11-27-04

## ► 15 • JOHN SHARPER

	Season	Career
Points	15 at UCSB, 12-4-04	<b>15 at UCSB, 12-4-04</b>
Rebounds	3 vs. UCSB, 11-19-04	5 vs. UCSD, 12-2-02
Assists	2 - two times	4 at Arizona, 12-22-03
Steals	3 vs. UCSD, 11-27-04	3 - two times
Blocked Shots	0	none
Minutes	40 vs. UCSB, 11-19-04	<b>40 vs. UCSB, 11-19-04</b>

## ► 20 • TRIMAINÉ DAVIS

	Season	Career
Points	8 vs. UCSD, 11-27-04	8 - two times
Rebounds	3 vs. Monmouth, 11-22-04	4 - three times
Assists	1 at UCSB, 12-4-04	1 - four times
Steals	1 vs. Monmouth, 11-22-04	1 - seven times
Blocked Shots	1 at UCSB, 12-4-04	2 at CSU, 3-3-03
Minutes	19 at UCSB, 12-4-04	19 - two times

## ► 21 • MATT THOMAS

	Season
Points	8 vs. Monmouth, 11-22-04
Rebounds	5 - two times
Assists	6 vs. Monmouth, 11-22-04
Steals	3 vs. UCSD, 11-27-04
Blocked Shots	0
Minutes	27 vs. Monmouth, 11-22-04

## ► 33 • CHRIS MANKER

	Season	Career
Points	23 vs. UCSD, 11-27-04	<b>23 vs. UCSD, 11-27-04</b>
Rebounds	8 vs. UCSB, 11-19-04	9 vs. UCSD, 12-6-03
Assists	3 vs. UCSD, 11-27-04	<b>3 vs. UCSD, 11-27-04</b>
Steals	3 vs. UCSB, 11-19-04	<b>3 vs. UCSB, 11-19-04</b>
Blocked Shots	3 vs. San Diego, 12-1-04	<b>3 vs. San Diego, 12-1-04</b>
Minutes	35 vs. UCSB, 11-19-04	<b>35 vs. UCSB, 11-19-04</b>

## ► 42 • MARCUS SLAUGHTER

	Season	Career
Points	28 vs. UCSB, 11-19-04	<b>28 vs. UCSB, 11-19-04</b>
Rebounds	13 vs. UCSB, 11-19-04	15 at UNLV, 2-17-04
Assists	3 - two times	4 at Saint Mary's, 1-6-04
Steals	4 vs. UCSB, 11-19-04	5 at UNM, 2-28-04
Blocked Shots	3 vs. UCSD, 11-27-04	<b>3 vs. UCSD, 11-27-04</b>
Minutes	42 vs. UCSB, 11-19-04	<b>42 vs. UCSB, 11-19-04</b>

## ► 50 • MOHAMED CAMARA

	Season
Points	7 vs. Monmouth, 11-22-04
Rebounds	8 vs. Monmouth, 11-22-04
Assists	1 - two times
Steals	2 vs. San Diego, 12-1-04
Blocked Shots	1 - three times
Minutes	31 vs. San Diego, 12-1-04

# 2004-05 Miscellaneous Statistics

## San Diego State's Record When...

Category	This Season	Fisher Era	SDSU Streak
Home	3-1	54-29	Won 3
Away	1-0	16-47	Won 1
Neutral	0-0	4-4	Lost 2
Scoring First	0-1		Lost 7
Opponent Scores First	4-0		Won 4
Leading at Half	3-0	54-13	Won 5
Trailing at Half	1-1	17-67	Won 1
Tied at Half	0-0	3-0	
Leading with 5:00 Left	3-0		Won 3
Trailing with 5:00 Left	1-1		Won 1
Tied with 5:00 Left	0-0		Won 1
In Overtime	0-1	1-9	Lost 3
SDSU Outrebounds Opp.	3-1	51-31	Won 3
SDSU is Outrebounced	1-0	23-47	Won 1
Opp. Commits More TOs	1-0	46-19	Won 1
SDSU Commits More TOs	3-1	24-55	Won 3
SDSU More FT Attempts	3-1	49-24	Won 3
Opp. More FT Attempts	1-0	23-56	Won 1
SDSU Shoots Better than Opp.	4-0	58-19	Won 4
Opp. Shoots Better than SDSU	0-1	14-60	Lost 4
SDSU Shoots 50% or Better	3-0	28-10	Won 5
SDSU Shoots 40-50%	1-0	37-35	Won 1
SDSU Shoots 40% or Less	0-1	9-35	Lost 2
Opp. Shoots 50% or Better	0-1	8-22	Lost 3
Opp. Shoots 40-50%	3-0	34-51	Won 3
Opp. Shoots 40% or Less	1-0	33-6	Won 2
SDSU Bench Outscores Opp.	1-1	39-30	Won 1
Opp. Bench Outscores SDSU	3-0	33-46	Won 3
SDSU Scores Less Than 60	0-0	2-24	Lost 4
SDSU Scores Between 60-69	1-0	18-31	Won 1
SDSU Scores Between 70-79	1-1	29-16	Won 1
SDSU Scores Between 80-89	2-0	18-9	Won 2
SDSU Scores Between 90-99	0-0	7-0	Won 7
SDSU Scores 100+	0-0	0-0	Won 23
Opp. Scores Less Than 60	2-0	26-4	Won 2
Opp. Scores Between 60-69	2-0	30-12	Won 2
Opp. Scores Between 70-79	0-0	18-32	Lost 3
Opp. Scores Between 80-89	0-1	0-20	Lost 29
Opp. Scores Between 90-99	0-0	0-10	Lost 20
Opp. Scores 100+	0-0	0-2	Lost 8
Wearing Black	1-0		Won 1
Wearing Red	2-0		Won 2
Wearing White	1-1		Won 1
On Monday	1-0		Won 1
On Tuesday	0-0		Lost 3
On Wednesday	1-0		Won 4
On Thursday	0-0		Lost 1
On Friday	0-1		Lost 1
On Saturday	2-0		Won 2
On Sunday	0-0		Lost 1
In November	2-1		Won 2
In December	2-0		Won 3
In January	0-0		Lost 3
In February	0-0		Lost 1
In March	0-0		Lost 3

## STARTING LINEUPS

SF	PF	C	SG	PG	W-L
Slaughter	Walton	Camara	Sharper	Heath	0-1
Slaughter	Manker	Camara	Sharper	Heath	4-0

## LEADS AND DEFICITS

SDSU Biggest Halftime Lead	14 at UC Santa Barbara (12-4-04)
SDSU Biggest Halftime Lead Lost	none
SDSU Biggest Halftime Lead Lost in a Loss	none
SDSU Biggest Halftime Deficit	5 vs. UC Santa Barbara (11-19-04)
SDSU Biggest Halftime Deficit Overcome	5 vs. UC Santa Barbara (11-19-04)
SDSU Biggest Halftime Deficit Overcome for Victory	3 vs. Monmouth (11-22-04)
SDSU Biggest Lead	36 at UC Santa Barbara (12-4-04)
SDSU Biggest Lead Lost	3 vs. UC Santa Barbara/vs. UCSD
SDSU Biggest Lead Lost in a Loss	3 vs. UC Santa Barbara (11-19-04)
SDSU Biggest Deficit	18 vs. Monmouth (11-22-04)
SDSU Biggest Deficit Overcome	18 vs. Monmouth (11-22-04)
SDSU Biggest Deficit Overcome for Victory	18 vs. Monmouth (11-22-04)

## TEAM LEADER IN SCORING

	SEASON	CAREER
Marcus Slaughter	3	4
Brandon Heath	1	10
Chris Manker	1	1

## TEAM LEADER IN REBOUNDING

	SEASON	CAREER
Marcus Slaughter	3	13
Brandon Heath	1	1
Chris Manker	1	1

## TEAM LEADER IN ASSISTS

	SEASON	CAREER
Brandon Heath	4	6
Matt Thomas	1	1

## DOUBLE FIGURE SCORING GAMES

	SEASON	CAREER
Marcus Slaughter	5	14
Brandon Heath	4	25
Chris Manker	3	5
John Sharper	2	2

## 20-PLUS SCORING GAMES

	SEASON	CAREER
Chris Manker	2	2
Marcus Slaughter	3	3
Brandon Heath	2	11

## DOUBLE FIGURE REBOUNDING GAMES

	SEASON	CAREER
Marcus Slaughter	2	6

## DOUBLE FIGURE ASSIST GAMES

	SEASON	CAREER
none		

## DOUBLE-DOUBLES

	SEASON	CAREER
Marcus Slaughter	2	4

## MISSED GAMES DUE TO INJURY

	SEASON
Travis Hanour	4
Chris Walton	4
<b>TOTAL</b>	<b>8</b>

## TOP SCORING PERFORMANCES

28, Marcus Slaughter vs. UCSB (11-19-04)
26, Brandon Heath vs. San Diego (12-1-04)
24, Marcus Slaughter at UCSB (12-4-04)
23, Chris Manker vs. UC San Diego (11-27-04)
22, Chris Manker vs. San Diego (12-1-04)
20, Brandon Heath at UCSB (12-4-04)
20, Marcus Slaughter vs. UC San Diego (11-27-04)
18, Marcus Slaughter vs. Monmouth (11-22-04)
17, Brandon Heath vs. UCSB (11-19-04)
17, Chris Manker vs. UCSB (11-19-04)
16, Brandon Heath vs. Monmouth (11-22-04)

## TOP REBOUNDING PERFORMANCES

13, Marcus Slaughter vs. UCSB (11-19-04)
12, Marcus Slaughter vs. San Diego (12-1-04)
9, Brandon Heath vs. Monmouth (11-22-04)
8, Mohamed Camara vs. Monmouth (11-22-04)
8, Chris Manker vs. UCSB (11-19-04)

## TOP ASSISTS PERFORMANCES

9, Brandon Heath vs. UC San Diego (11-29-04)
7, Brandon Heath at UCSB (12-4-04)
6, Matt Thomas vs. Monmouth (11-22-04)
5, Brandon Heath vs. San Diego (12-1-04)
4, Tyler Smith vs. UC San Diego (11-27-04)

## TOP 3-POINT FG PERFORMANCES

4, Brandon Heath at UCSB (12-4-04)
3, John Sharper at UCSB (12-4-04)
3, Marcus Slaughter at UCSB (12-4-04)
3, Brandon Heath vs. San Diego (12-1-04)
3, Chris Manker vs. San Diego (12-1-04)
3, John Sharper vs. San Diego (12-1-04)
3, John Sharper vs. UC San Diego (11-27-04)
3, Brandon Heath vs. UCSB (11-19-04)

## TOP EFFICIENCY POINT PERFORMANCES

31, Marcus Slaughter vs. UCSB (11-19-04)
29, Chris Manker vs. UC San Diego (11-27-04)
28, Chris Manker vs. San Diego (12-1-04)
27, Brandon Heath at UCSB (12-4-04)
26, Marcus Slaughter vs. UC San Diego (11-27-04)
24, Marcus Slaughter at UCSB (12-4-04)
23, Brandon Heath vs. San Diego (12-1-04)
20, Chris Manker vs. UCSB (11-19-04)
19, Marcus Slaughter vs. Monmouth (11-22-04)