



SAN DIEGO STATE BASKETBALL

2016-17 MEN'S BASKETBALL GAME NOTES

Mike May, Senior Associate Athletics Director of Communications and Media Relations ♦ E-Mail: mmay@mail.sdsu.edu ♦ Office: 619.594.5547 ♦ Cell: 619.957.8372
Darin Wong, Assistant Athletics Director of Media Relations ♦ E-Mail: dwong@mail.sdsu.edu ♦ Office: 619.594.5548 ♦ Cell: 310.489.2378

GAME INFORMATION

Date / Time: Saturday, December 3 / 3 p.m. CT (1 p.m. PT)
Site: Gentile Arena (4,486) / Chicago, Ill.
Television / Live Video: ESPN3
Talent: Brad Wells (play-by-play), Kevin Lehman (analysis)
SDSU Radio: The Mighty 1090
Talent: Chris Ello (play-by-play); Jordan Carruth (pre, half and post)
Live Stats: GoAztecs.com
Series vs. Loyola: First Meeting
Streak: N/A
at San Diego: N/A
at Chicago: N/A
Neutral: N/A
First Meeting: N/A
Last Meeting: N/A
Fisher vs. Loyola: N/A

SCHEDULE / RESULTS

Date	SDSU	Opp.	Opponent (TV/Stream)	Time / Result
N.11	rv/rv		San Diego (ESPN)	W, 69-59
N.14	rv/rv	14/14	at Gonzaga (ESPN2)	L, 48-69
N.16	rv/rv		San Diego Christian	W, 81-58
N.21		rv/rv	^vs. California (PAC-12 Networks)	W, 77-65
N.28	rv/--		Savannah State	W, 100-67
D.3	rv/--		at Loyola (ESPN3)	3 p.m. CT
D.7			at Grand Canyon (CW6 - Phoenix)	7 p.m. MT
D.10			Arizona State (CBS Sports Network)	4 p.m. PT
D.12			Alabama State (Campus Insiders)	7 p.m. PT
D.22			#vs. Southern Miss (ESPN2)	2 p.m. HT
D.23			#vs. TBD (ESPN2 or ESPN3)	TBD
D.25			#vs. TBD (ESPN Networks)	TBD
J.1			*New Mexico (CBS Sports Network)	2 p.m. PT
J.4			*at Nevada (ESPN2 or ESPN)	8 p.m. MT
J.7			*at Boise State (ESPN2 or ESPN)	9:15 p.m. MT
J.10			*San José State (ESPN or ESPN3)	8 p.m. PT
J.14			*Utah State (ESPN3)	7 p.m. PT
J.17			*at UNLV (ESPN or ESPN3)	8 p.m. PT
J.24			*at Air Force (ESPN or ESPN3)	9 p.m. MT
J.28			*Colorado State (CBS Sports Network)	3 p.m. PT
J.31			*Wyoming (CBS Sports Network)	8 p.m. PT
F.4			*at Fresno State (ESPN3)	4 p.m. PT
F.7			*at San José State (CBS Sports Network)	8 p.m. PT
F.12			*Nevada (CBS Sports Network)	1 p.m. PT
F.15			*at Utah State (CBS Sports Network)	8 p.m. MT
F.19			*UNLV (CBS Sports Network)	1 p.m. PT
F.22			*Fresno State (CBS Sports Network)	8 p.m. PT
F.25			*at Colorado State (CBS Sports Network)	6 p.m. MT
M.1			*Air Force (CBS Sports Network)	7 p.m. PT
M.4			*at New Mexico (CBS Sports Network)	8 p.m. MT
M.8			+at MW First Round	TBD
M.9			+at MW Quarterfinals (CBS Sports Network)	TBD
M.10			+at MW Semifinals (CBS Sports Network)	TBD
M.11			+at MW Finals (CBS)	3 p.m. PT

^ - Golden 1 Center (Sacramento, Calif.); # - Hawaiian Airlines Diamond Head Classic (Stan Sheriff Center; Honolulu, Hawaii); * - Mountain West game; + - Mountain West Championship (Thomas & Mack Center; Las Vegas, Nev.)

GAME 6



[rv/--] SAN DIEGO STATE AZTECS

Record: 4-1 (0-0 Mountain West)
Head Coach: Steve Fisher
Career Record: 555-278 (26th Full Season), **Record at San Diego State:** 371-196 (18th Season)



LOYOLA RAMBLERS

Record: 6-2 (0-0 Missouri Valley)
Head Coach: Porter Moser
Career Record: 182-194 (13th Season), **Record at Loyola:** 77-93 (6th Season)

NEWS AND NOTES

- San Diego State begins a three-game-in-eight-day stretch on Saturday when the Aztecs face Loyola on the road in the annual Mountain West-Missouri Valley Challenge. The contest is set for a 3 p.m. CT start (1 p.m. PT) and will air exclusively on ESPN3 and The Mighty 1090.
- SDSU is coming off a 100-67 victory over Savannah State on Monday night. **Zylan Cheatham** notched a career-high 18 points on 6-of-6 shooting, while **Matt Shrigley** (career-high five 3-pointers) and **Max Hoetzel** (three 3-pointers) each scored 15 points apiece. **Jeremy Hemsley** and **Montaque Gill-Caesar** added 14 and 12 points respectively.
- The Aztecs' starting backcourt of Hemsley and **Trey Kell** combined for 16 assists and just one turnover against Savannah State. Hemsley had a career-high nine assists and zero turnovers to become the 12th player this season to have at least that many helpers and no miscues in a game. The sophomore now has 17 assists and two turnovers in his last three games (93 minutes). Kell added a career-high seven assists.
- As good as San Diego State was on offense, it was just as good or even better on defense against the Tigers. The Aztecs held Savannah State, which committed 17 turnovers, to a season-low 67 points and 10 3-pointers after it came into the contest with averages of 93.6 points and 17.1 treys per game.
- The Aztecs enter the Mountain West-Missouri Valley Challenge with a 4-1 record in the event and winners of two straight after defeating Missouri State in 2012-13 and Illinois State last season. SDSU is 2-0 in road Challenge games, defeating Drake in 2009-10 and the Bears in '12-13.
- One reason for San Diego State's early season success has been its ability to take care of the ball. The Aztecs are tied for sixth nationally with Central Michigan in fewest turnovers per game at 10.0 through Nov. 30. Against Savannah State, SDSU had 10 turnovers and twice this season, the Aztecs finished games with single-digit turnover totals.
- San Diego State's ability to play away from home has made it one of the top teams in America since the start of the 2010-11 campaign. The Aztecs own the third-best road winning percentage in the country since the start of '10-11 at .700 (49-21), through Nov. 30.
- Since the start of the 2010-11 season, SDSU owns a 173-47 record. Its .786 winning percentage is the seventh best in the nation during that time period and the best in the state of California through Nov. 30 games.
- The trip to Loyola is a homecoming of sorts for San Diego State head coach Steve Fisher. The 18th-year head coach hails from Herrin, Illinois, which is roughly 330 miles south of the Loyola campus.
- Fisher graduated from Illinois State in Normal, Illinois, 140 miles south Loyola. Fisher received his bachelor's (1967) and master's degrees (1968) from the school and played basketball from 1964-67, earning varsity letters in 1966-67. In Fisher's last season, he and Illinois State beat San Diego State in the NCAA Division II quarterfinals in triple overtime, 77-76.
- Fisher later got his head coaching career started at Rich East High School in Park Forest, Illinois, which is located 40 miles south of the Rambler campus.
- Associate head coach/head coach in waiting Brian Dutcher has also spent some time in Illinois, having earned his master's degree from Illinois in 1984. While in Champaign, roughly 140 miles south of Loyola, Dutcher, as a graduate assistant, helped Lou Henson lead the Illini to a Big Ten championship, two appearances in the Sweet 16 and one regional final.

ROAD SUCCESS

Highest road winning percentages since the beginning of '10-11 (through Nov. 30).

School	W-L	Pct.
Wichita State	57-13	81.4
Gonzaga	49-16	75.4
San Diego State	49-21	70.0
Stephen F. Austin	56-28	66.7
Saint Mary's	45-23	66.2
Kansas	41-21	66.1
VCU	48-25	65.8
Duke	37-21	63.8

BEST RECORD SINCE '10-11

Below is a list of the highest winning percentages in the country since the beginning of 2010-11 (through Nov. 30).

School	W-L	Pct.
Gonzaga	181-38	82.6
Kansas	189-41	82.2
Wichita State	183-40	82.1
Kentucky	189-44	81.1
Duke	182-43	80.9
Arizona	178-47	79.1
San Diego State	173-47	78.6

WINNING IN THE POSTSEASON

Below is a list of longest active seasons with at least one victory in an NCAA-sponsored event (NCAA or NIT) entering 2016-17.

School	No.	School	No.
North Carolina	14	San Diego State	4
Kansas	10	Virginia	4
Gonzaga	8	Wichita State	4
Oregon	5		

SAN DIEGO STATE PLAYER NOTES

**at Loyola
Dec. 3, 2016**

2	Ben Perez <i>Guard, 6-3, 175, So.-1L</i> <i>San Marcos, Calif. (USFA Prep Academy)</i>	<p>16-17 PPG -- -- -- -- --</p> <p>MW -- -- -- -- --</p> <p>Career Highs: Points: 11 vs. Nicholls (12-10-15) Rebounds: 3 - two times Assists: 2 vs. Nicholls (12-10-15)</p>	<p>Has not played this season (back)... Played in 25 games last season as a true freshman (10.0 mpg)... Reached double figures in scoring twice (11 vs. Nicholls, 10 at LBSU)... Played a career-high 21 minutes vs. Kansas... Knocked down multiple 3-pointers five times... Made a career-high three 3-pointers twice (Little Rock, Nicholls)... Saw action in two of SDSU's four NIT games (IPFW, vs. George Washington).</p>
3	Trey Kell <i>Guard, 6-4, 210, Jr.-2L</i> <i>San Diego, Calif. (St. Augustine HS)</i>	<p>16-17 PPG 15.2 RPG 4.6 APG 3.4 FG 39.1 3FG 25.0 FT 80.8</p> <p>MW -- -- -- -- --</p> <p>Career Highs: Points: 27 vs. Fresno State (1-19-16) Rebounds: 10 at Nevada (1-26-16) Assists: 7 vs. Savannah State (11-28-16)</p>	<p>Preseason all-MW... Top returner scorer from 2015-16... All-MW 1st team and NABC all-district 2nd team last year... 23 pts. vs. USD... Career-high 7 ast., 1 TO vs. Savannah State... 2nd on team in scoring... Only 5 personal fouls in 160 mins... Scored in double figures 38x in his career (3-20-pt gms)... 28 of last 31 games w/3FGM... 1 TO or less 44x... At one point last year, scored 10+ points in 20 straight games.</p>
4	Dakarai Allen <i>Guard, 6-5, 200, Sr.-3L</i> <i>Elk Grove, Calif. (Sheldon HS)</i>	<p>16-17 PPG 6.8 RPG 5.0 APG 1.4 FG 39.3 3FG 1/8 FT 64.7</p> <p>MW -- -- -- -- --</p> <p>Career Highs: Points: 16 vs. Illinois State (11-13-15) Rebounds: 9 vs. SD Christian (11-16-16) Assists: 4 - three times</p>	<p>Pronounced Duh-KAR-ee... Tied team lead in blks.; 2nd in rebs., stls... 7 blks. last 4 games, including career-high 5 vs. SD Christian... Only Aztec at 6-5 or shorter to have 5 blks. in a game since at least '96-97... Started 5 gms... Ranked 1st in the nation last year in points per possession allowed (0.591) among players with at least 200 possessions defended... Team-best 40 stls. last season... 13 career double-digit scoring games.</p>
5	Jalen McDaniels <i>Forward, 6-9, 190, Fr.-HS</i> <i>Federal Way, Wash. (Federal Way HS)</i>	<p>16-17 PPG -- -- -- -- --</p> <p>MW -- -- -- -- --</p> <p>Career Highs: Points: -- Rebounds: -- Assists: --</p>	<p>Preseason MW Co-Freshman of the Year... Has not played this season... Is the only true freshman on the team... Four-star player by Scout and 247Sports... No. 98 on Rivals 150... Led Federal Way High to a 29-0 record and a state title, its second straight, as a senior in 2015-16... Named AP Washington state Class 4A first-team player as a senior... All-state selection by USA Today and The News Tribune.</p>
10	Max Hoetzel <i>Forward, 6-9, 210, So.-TR</i> <i>Calabasas, Calif. (Indiana)</i>	<p>16-17 PPG 13.0 RPG 7.5 APG 0.5 FG 44.4 3FG 38.5 FT 5/6</p> <p>MW -- -- -- -- --</p> <p>Career Highs: Points: 19 vs. Miss. Valley St. (11-14-14) Rebounds: 9 vs. Miss. Valley St. (11-14-14) Assists: 2 - two times</p>	<p>15 pts., team-high 8 rebs. in 17 mins. vs. Savannah St... 11 pts. (2-5 3FG), team-best 7 rebs. in season debut vs. Cal... Hyperextended right knee and suffered bone bruise on Oct. 11, which sidelined him for 3 gms... Sat out 1-5-16 after transferring from Indiana... Played in 31 games during 14-15 at IU... Averaged 2.4 points and 1.3 rebounds as a true freshman... Helped IU to the 2015 NCAA tourney.</p>
11	D'Erryl Williams <i>Guard, 6-3, 205, Sr.-3L</i> <i>Sacramento, Calif. (Sheldon HS)</i>	<p>16-17 PPG 2.5 RPG 4.0 APG 1.8 FG 4/8 3FG 2/2 FT 0/0</p> <p>MW -- -- -- -- --</p> <p>Career Highs: Points: 9 vs. SD Christian (11-18-15) Rebounds: 9 vs. SD Christian (11-16-16) Assists: 4 vs. Nicholls (12-10-15)</p>	<p>Pronounced Dee-AIR-ol... Career-high 9 rebounds in 30 minutes vs. SD Christian... Is 2-for-2 3FG after entering the season 3-for-7 3FG in his career... Committed only 22 turnovers in 453 career minutes... Has only three multi-turnover game in 59 career outings... Two turnovers in last 13 games (97 mins)... 3-time MW All-Academic Team honoree; Only Chris Walton has done it four times (01, 02, 04, 05).</p>
14	Zylan Cheatham <i>Forward, 6-9, 220, So.-1L</i> <i>Phoenix, Ariz. (South Mountain HS)</i>	<p>16-17 PPG 10.6 RPG 5.4 APG 1.2 FG 56.3 3FG 1/3 FT 76.2</p> <p>MW -- -- -- -- --</p> <p>Career Highs: Points: 18 vs. Savannah State (11-28-16) Rebounds: 11 vs. Grand Canyon (12-18-15) Assists: 4 vs. Kansas (12-22-15)</p>	<p>Pronounced ZY-lin CHEAT-um... Returning starter... Career-high 18 pts. (6-6 FG; 3rd-best in Fisher era), team-high 8 rebs. vs. Savannah St... 15 pts., 7 rebs., 3 stl. vs. SD Christian... 6 rebounds at Gonzaga... 12 double-digit scoring games, 6 double-digit reb. games, 2 double-doubles... Made 34 of last 56 FGA (60.7 pct.)... 50.0+ FG pct. in 28 games... Set SDSU freshman record with 111 FT, 155 FTA.</p>
20	Matt Shrigley <i>Forward, 6-6, 180, Sr.-3L</i> <i>San Diego, Calif. (La Costa Canyon HS)</i>	<p>16-17 PPG 8.3 RPG 2.7 APG 0.0 FG 36.4 3FG 38.1 FT 1/2</p> <p>MW -- -- -- -- --</p> <p>Career Highs: Points: 16 at Colorado State (1-24-15) Rebounds: 5 - four times Assists: 6 vs. Air Force (2-13-16)</p>	<p>DNP vs. USD (ankle), but made debut at Gonzaga... DNP vs. SDC (ankle)... 10 pts. off bench (3-7 3FG) vs. California... 15 pts. (career-high 5 3FG) vs. Savannah St... Played in 87 career games, 2nd most among current Aztecs (20 starts)... Team leader with 103 career 3FG, which ranks 14th in school history... 14 of his 15 FGs last season were 3FGs... Has committed only 49 TOs in 1,466 career mins.</p>
21	Malik Pope <i>Forward, 6-10, 210, Jr.-2L</i> <i>Sacramento, Calif. (Laguna Creek HS)</i>	<p>16-17 PPG 11.0 RPG 5.0 APG 0.5 FG 52.9 3FG 0/3 FT 4/6</p> <p>MW -- -- -- -- --</p> <p>Career Highs: Points: 22 at Colorado State (1-24-15) Rebounds: 12 vs. Washington (3-21-16) Assists: 5 vs. UNLV (3-5-16)</p>	<p>Pronounced muh-LEEK... Missed first 3 games of season (knee)... Debuted vs. California, started, had 14 pts., 5 rebs... Averaged 11.7 pts. (.475 FG, .500 3FG), 6.9 rebs. over his final 13 games last season... SDSU is 14-3 in his career when he reaches double figures in scoring... Had four double-doubles last year, including three in his final five games... Named to the 2016 MW all-tourney team (14.0 ppg, 7.3 rpg).</p>
23	Montaque Gill-Caesar <i>Guard, 6-6, 215, So.-TR</i> <i>Vaughn, Ontario, Canada (Missouri)</i>	<p>16-17 PPG 4.6 RPG 3.4 APG 0.0 FG 27.6 3FG 27.3 FT 4/7</p> <p>MW -- -- -- -- --</p> <p>Career Highs: Points: 21 vs. UMKC (11-14-14) Rebounds: 7 vs. UMKC (11-14-14) Assists: 3 vs. Florida (2-24-15)</p>	<p>Pronounced MON-take... Preseason MW Newcomer of the Year... Started his 1st game at SDSU vs. USD... Team-high 6 rebs. at Gonzaga... 12 pts., 5 rebs. vs. Savannah St... Made two starts at SDSU... Sat out '15-16 after transferring from Missouri... In 2014-15, finished with the highest scoring avg. (9.1) for an MU freshman since '06-07... Played in 27 gms. (13 starts) for MU... Averaged 11.5 pts. through MU's non-league schedule.</p>
24	Nolan Narain <i>Forward, 6-9, 220, Fr.-RS</i> <i>Hamilton, Ontario, Canada (La Lumiere School)</i>	<p>16-17 PPG 1.5 RPG 0.5 APG 0.0 FG 23.1 3FG 0/2 FT 0/0</p> <p>MW -- -- -- -- --</p> <p>Career Highs: Points: 4 vs. SD Christian (11-16-16) Rebounds: 1 - two times Assists: N/A</p>	<p>Played in 4 games, averaging 9.3 mins... Eligible this season after sitting out last season as a true freshman... Enrolled a year early at San Diego State and practiced with the team... A consensus four-star player out of high school following his 2014-15 season at La Lumiere... Helped La Lumiere to a 20-2 record and a No. 1 ranking in the state of Indiana in his final season... Averaged 16 points, 10 rebounds and 2 blocked shots.</p>
42	Jeremy Hemsley <i>Guard, 6-3, 180, So.-1L</i> <i>Rancho Cucamonga, Calif. (Damien HS)</i>	<p>16-17 PPG 18.2 RPG 3.2 APG 4.2 FG 45.7 3FG 52.2 FT 71.4</p> <p>MW -- -- -- -- --</p> <p>Career Highs: Points: 25 vs. San Diego (11-11-16) Rebounds: 6 - three times Assists: 9 vs. Savannah State (11-28-16)</p>	<p>Led team in scoring four times, in assists in all five games... Career-high 9 asts., 0 TO vs. Savannah St... Last 3 gms.: 17 ast., 3 TO, 93 mins... Career-high 25 pts. (CH 9 FG) vs. USD... 23 pts. (9-12 FG) vs. SDC... Has six 20-pt. games... 14 pts. at Gonzaga, 15 pts. vs. California... MW Freshman of the Year and all-MW third-team choice last season... Reached double figures in scoring 31 career times.</p>
45	Valentine Izundu <i>Center, 6-10, 240, Sr.-TR</i> <i>Houston, Texas (Washington State)</i>	<p>16-17 PPG 2.3 RPG 4.5 APG 0.0 FG 4/7 3FG 0/0 FT 1/3</p> <p>MW -- -- -- -- --</p> <p>Career Highs: Points: 10 - three times Rebounds: 7 - three times Assists: 2 vs. New Mexico (12-25-15)</p>	<p>Game-high 2 blks. in SDSU debut vs. USD... Started at Gonzaga (2 blks.)... 7 pts., CH 7 rebs., 2 blks. vs. Savannah St... Graduate transfer from Washington St... Last season at WSU (23 GP, 13 GS)... Blocked 50 shots a year ago to rank 98th in Div. 1 and 7th in single-season WSU history... Blocked a career-high 6 shots vs. Idaho State... Pac-12 All-Academic 2nd-Team... Played first 2 seasons at Houston (24 GP).</p>

red indicates projected starter, black indicates reserve, gold indicates inactive.

SCHEDULE / RESULTS

Date	Opponent (Television/Stream)	Time/Result	Note
N.11	San Diego (ESPN)	W, 69-59	► Hemsley: Career-high 25 points on career-high 9 FGs; Kell: 23 points; 1st time two Aztecs with at least 20 points since 1-15-12
N.14	at [14/14] Gonzaga (ESPN2)	L, 48-69	► Hemsley and Kell score a team-high 14 points; SDSU limits Gonzaga to 39.4 percent shooting and 33.3 percent from three-point range
N.16	San Diego Christian	W, 81-58	► Four players score in double figures, led by Hemsley's 23 points; SDSU shoots 56.1 percent and holds Hawks to 32.3 percent shooting
N.21	^vs. [rv/rv] California (PAC-12 Networks)	W, 77-65	► Five players score at least 10 points; Pope (14 pts., 5 rebs.) and Hoetzel (11 pts., 7 rebs.) make season debuts
N.28	Savannah State	W, 100-67	► Cheatham: 18 pts. (6-6 FG), 8 rebs.; Hemsley: 14 pts., 9 ast., 0 TO; SDSU holds SSU to season-low 67 points after averaging 93.6 ppg
D.3	at Loyola (ESPN3)	3 p.m. CT	► First meeting between the Aztecs and Ramblers; Loyola is 1-1 in MW-MV Challenge (def. Boise State, 12/23/14)
D.7	at Grand Canyon (CW6 - Phoenix)	7 p.m. MT	► SDSU looks to avenge 52-45 loss from last season; First trip to GCU in series history (GCU leads, 2-0)
D.10	Arizona State (CBS Sports Network)	4 p.m. PT	► San Diego State plays host to Arizona State for first time since 2008; Beginning of home-and-home series
D.12	Alabama State (Campus Insiders)	7 p.m. PT	► First meeting between the Mountain West and SWAC schools
D.22	#vs. Southern Miss (ESPN2)	2 p.m. HT	► Second meeting, but first since a 79-51 win in 2005 at the BP Top of the World Classic in Fairbanks, Alaska
D.23	#vs. Tulsa or Stephen F. Austin (ESPN2 or ESPN3)	TBD	► SDSU is 1-6 vs. Tulsa with the last meeting coming during the 1998 WAC season; SDSU is 0-0 vs. SFA
D.25	#vs. TBD (ESPN Networks)	TBD	► Rest of Hawaiian Airlines Diamond Head Classic field: Hawai'i, Illinois State, San Francisco, Utah
J.1	*New Mexico (CBS Sports Network)	2 p.m. PT	► San Diego State has won four straight in the series (65 points); Fisher has defeated UNM 21 times
J.4	*at Nevada (ESPN2 or ESPN)	8 p.m. PT	► Aztecs lead the series 12-3, including seven straight wins in the series; Last 2 wins in Lawlor by a total of 5 pts.
J.7	*at Boise State (ESPN2 or ESPN)	9:15 p.m. MT	► Each road team in the series won by 3 points last season; Aztecs lead all-time series 9-4 (3-2 in Boise)
J.10	*San José State (ESPN or ESPN3)	8 p.m. PT	► SDSU has won six straight in the series and now owns a 35-34 advantage; Spartans have not won in Viejas
J.14	*Utah State (ESPN3)	7 p.m. PT	► The Aztecs swept the Aggies last season (3-0, 24 pts.); SDSU has won 7 straight in series (last loss: 11/24/98)
J.17	*at UNLV (ESPN or ESPN3)	8 p.m. PT	► SDSU has won a school-record 8 straight games against UNLV; Aztecs have won 5 straight road games in series
J.24	*at Air Force (ESPN or ESPN3)	9 p.m. MT	► San Diego State plays at Air Force for first time since Jan. 20, 2015; SDSU has won 6 straight in series
J.28	*Colorado State (CBS Sports Network)	3 p.m. PT	► SDSU leads series, 40-38; Aztecs have won 4 straight vs. Rams; SDSU won 13 straight at home vs. CSU
J.31	*Wyoming (CBS Sports Network)	8 p.m. PT	► Aztecs trail series, 40-39; SDSU has won 4 of 5 and 10 of 13; SDSU has won last 8 vs. UW in Viejas
F.4	*at Fresno State (ESPN3)	4 p.m. PT	► Rematch of the 2016 Mountain West Conference championship game; Aztecs last win in Fresno, 3/1/14
F.7	*at San José State (CBS Sports Network)	8 p.m. PT	► Aztecs won 6 straight and are 5-0 vs. SJSU since Spartans joined MW; SDSU has won last 3 games in San Jose by 65 points
F.12	*Nevada (CBS Sports Network)	1 p.m. PT	► SDSU is 5-1 at home vs. Nevada (3 straight wins); MW era home wins by 13, 15 and 24 points
F.15	*at Utah State (CBS Sports Network)	8 p.m. MT	► Aztecs have won in last two visits to Logan (5 pts. in OT (2014) and 3 pts. (2016))
F.19	*UNLV (CBS Sports Network)	1 p.m. PT	► San Diego State 7-1 in last 8 home games vs. UNLV; Claimed a 92-56 win on "Senior Night" last year
F.22	*Fresno State (CBS Sports Network)	8 p.m. PT	► Aztecs have defeated the Bulldogs 6 straight times in Viejas; Last 5 gms. in Viejas, Fresno is 36.0 pct. from floor
F.25	*at Colorado State (CBS Sports Network)	6 p.m. MT	► SDSU 8-3 in last 11 visits to Moby; Aztecs will try for consecutive wins in Moby for 1st time since 2010-11
M.1	*Air Force (CBS Sports Network)	7 p.m. PT	► Aztecs have won 11 straight home games against the Academy (+149 pts.); During streak, +80 rebs.; +47 TOs
M.4	*at New Mexico (CBS Sports Network)	8 p.m. MT	► Won 2 straight and 7 of last 11 at The Pit; Since 05-06, SDSU is 7-4 at UNM, rest of the country: 22-151
M.8	+at MW First Round	TBD	► SDSU has never played in the first round of the MW Championship; Teams that finish in 6th-11th place play in the first round
M.9	+at MW Quarterfinals (CBS Sports Network)	TBD	► San Diego State has won nine straight MW quarterfinal games
M.10	+at MW Semifinals (CBS Sports Network)	TBD	► The Aztecs are 7-1 in their last eight MW semifinal games and have won three straight
M.11	+at MW Finals (CBS)	3 p.m. PT	► SDSU has reached the MW championship game three straight seasons and in seven of the last eight years

^ - Golden 1 Center (Sacramento, Calif.), # - Hawaiian Airlines Diamond Head Classic (Stan Sheriff Center; Honolulu, Hawaii), * - Mountain West game, + - MW Championship (Thomas & Mack Center; Las Vegas, Nev.)

SDSU VS. THE MISSOURI VALLEY

- San Diego State is 12-27 all-time vs. current members of the Missouri Valley. The Aztecs are 3-2 vs. Missouri State, 2-2 vs. Illinois State, 1-1 vs. Northern Iowa, 3-4 vs. Drake, 1-3 vs. Indiana State, 1-4 vs. Evansville, 1-5 vs. Wichita State, 0-2 vs. Southern Illinois and 0-4 vs. Bradley.
- Under Steve Fisher's direction, SDSU is 7-0 vs. current Missouri Valley teams, going 2-0 vs. Missouri State and 1-0 vs. Drake, Indiana State, Illinois State, Northern Iowa and Wichita State.
- Fisher is 9-0 all-time vs. the current Missouri Valley alignment. In addition to his record vs. the league while at San Diego State, Fisher won single games vs. Illinois State and Bradley while at Michigan.

HELPING OTHERS

- Jeremy Hemsley assisted on nine San Diego State baskets vs. Savannah State and had no turnovers in 28 minutes. His 9-assist, 0-turnover performance marked the second time since 1996-97 that an Aztec had at least nine assists and zero turnovers. Chase Tapley, who is a student manager for the team, accomplished the feat vs. Division III Pomona-Pitzer on Dec. 31, 2009. Hemsley is the first to do it since 1996-97 vs. a Division I team.
- Trey Kell had seven assists and one turnover vs. the Tigers. He and Hemsley became the 20th and 21st Aztecs to have at least seven assists and one turnover or less in a game since 1996-97.

100 EMOJI

- The 100 emoji could have been used multiple times following SDSU's game vs. Savannah State. The Aztecs scored 100 points and Zylan Cheatham shot 100 percent from the floor after his 6-for-6 performance.
- It was the 41st time the Aztecs reached the 100-point mark and first since Dec. 27, 2013, when they put up 118 on St. Katherine College. It was the first time SDSU scored 100 points vs. a Division I team since Dec. 12, 2006, vs. Campbell.
- As for Cheatham, his 6-for-6 effort was tied for the third-best shooting night in the Steve Fisher era, which is in its 18th season. It is the eighth time an Aztec has made all six of his attempts from the field. Only Billy White in 2009 (12-for-12) and Aerick Sanders in 2003 (11-for-11) were better.

GOOD LUCK GETTING 70

- The Aztecs have been stingy on defense the last several years and this year is no exception as none of their five opponents have

MEDIA RELATIONS

MEDIA RELATIONS OFFICE

Fowler Athletics Center
5302 55th Street, Suite 3014
San Diego, CA 92182
■ Office: 619.594.5547
■ Fax: 619.582.6541

MIKE MAY

Senior Associate A.D. of Communications and Media Relations

■ Coach Fisher Interviews
■ E-Mail: mmay@mail.sdsu.edu
■ Office: 619.594.5547
■ Cell: 619.957.8372

DARIN WONG

Assistant A.D. - Media Relations

■ Student-Athlete Interviews
■ E-Mail: dwong@mail.sdsu.edu
■ Office: 619.594.5547
■ Cell: 310.489.2378
■ Twitter: @dwong_

STAY CONNECTED

■ Athletics Website: goaztecs.com
■ Twitter: @GoAztecs / @Aztec_MBB
■ Facebook: facebook.com/goaztecs
■ Instagram: @goaztecs
■ YouTube: youtube.com/goaztecs.com

SERIES HISTORY VS. LOYOLA

FIRST MEETING

Home: 0-0, Away: 0-0, Neutral: 0-0

Date	Location	Score
	First Meeting	

scored 70 points. In fact, dating to last season, San Diego State has allowed just one of its last 19 foes to hit the mark. In that game, the Aztecs defeated Washington, 93-78, in the second round of the 2016 NIT.

■ Since the start of 2015-16 Mountain West season through the first five games of the this season, only two teams have scored at least 70 points. Besides Washington, the other was New Mexico when the Aztecs defeated the Lobos in overtime, 78-71. SDSU is 25-5 over that time frame and allowing 61.3 points per game, good for fifth nationally.

NICE START

■ Max Hoetzel, a transfer from Indiana, has opened his Aztec career with a bang, reaching double figures in scoring and leading the team in rebounding in each of his first two games. He is averaging 13.0 points and 7.5 rebounds.

■ No Aztec has started his career with such an impact through two games after sitting out a season following a transfer since James Rahon in 2010-11. Rahon, who came to SDSU from Santa Clara, began his San Diego State career by averaging 13.0 points (10-14 FG, 6-9 3FG) and 4.0 rebounds.

■ Rahon was clutch in his debut with four 3-pointers to propel the Aztecs to a road win at Long Beach State before scoring 12 points to beat No. 11 Gonzaga on the road. That season, SDSU started 20-0, advanced to the Sweet 16 and finished 34-3.

SHRIG-THREE

■ Matt Shrigley has knocked down eight 3-pointers in his last two games, which is his most over a two-game span in his career.

■ He is making 38.1-percent of his attempts from behind the arc, which is currently a career high, and his accuracy to date is a welcomed sight after he made just 14-of-49 (.286) last season after returning in late January from an ACL injury suffered in July.

■ The Aztecs are 2-0 this season and 23-4 in his career when he makes multiple treys in a game.

GUARD WITHOUT FOULING

■ San Diego State's starting backcourt of Trey Kell and Jeremy Hemsley have committed just 14 fouls between them, while averaging 32.0 and 30.6 minutes, respectively.

■ Kell is tied for fifth nationally with five fouls among players with at least five games played and averaging at least 30.0 minutes per outing (through Nov. 30). Hemsley is tied for 49th for fewest fouls committed with nine.

M&M

■ With the return of Malik Pope and Max Hoetzel, the Aztecs added two marksmen, who happen to have height, to their lineup. In the game vs. California, the duo shot a combined 9-for-16 from the field (.563) and contributed 25 points.

■ Pope, who stands at 6-10, and the 6-9 Hoetzel also grabbed 12 rebounds, with six coming on the offensive end, vs. the Golden Bears.

SHOOTING THE VIEJAS LIGHTS OUT

■ Jeremy Hemsley has shot the ball well all year, but exceptionally well inside Viejas Arena. The sophomore is 23-for-41 from the floor (.561) and made a career-high nine field goals in each of the first two home games of the year. He is also 9-for-16 from three-point distance (.563). In home games, he is averaging 20.7 points, and 18.2 for the season.

DEFENSIVE STOPPER

■ Dakarai Allen, known clogging passing lanes, blocked a game- and career-high five shots vs. San Diego Christian. His effort made him the fourth player nationally, standing at 6-5 or shorter, to have at least five rejections in a game this season. At an Aztec level, he became the first such player to accomplish the feat since 1996-97.

■ Allen currently leads the team in blocked shots (7, tied) and defensive rebounds (23) and is second on the team in steals (6).

OPPORTUNITY KNOCKED

■ Opportunity knocked and D'Erryl Williams answered. The senior guard set then-career-highs vs. San Diego in rebounds (5), steals (2, tied) and minutes (29), while making his only three-point attempt, something he did at Gonzaga as well. Then vs. San Diego Christian, he established new personal bests with nine rebounds and 30 minutes, to go with four points and three assists.

■ Williams is 2-for-2 from 3-point distance this season after entering the year having made 3-of-7 from behind the arc in his career.

■ Six of the senior's seven assists on the season have come in each of his last two appearances.

20-POINT DUO

■ Jeremy Hemsley and Trey Kell, one of the top backcourts in the nation, exploded for 25 and 23 points, respectively, in the season opener vs. San Diego. The two became the first Aztec teammates to score at least 20 points in a game since Jamaal Franklin scored 24 points and James Rahon added 22 vs. UNLV on Jan. 15, 2012.

GOOD OMEN?

■ Montaque Gill-Caesar started the opener vs. USD in what amounted to his first career game as an Aztec after transferring from Missouri. He became the first San Diego State player to start in his first game of his first season of eligibility following a transfer since Josh Davis (Tulane) in 2013-14. That season, the Aztecs went 31-5 (16-2 Mountain West) and advanced to the Sweet 16.

AZTEC STAPLE: DEFENSE

■ The Aztecs have been one of the elite defensive teams in the nation over the last few seasons and this year they are returning eight letterwinners off a team that finished first in the nation last season in field-goal percentage defense (.373), third in scoring defense (60.6), fifth in total blocked shots (207), sixth in total rebounds (1,475), seventh in three-point field-goal percentage defense (.300) and 10th in blocked shots per game (5.4).

■ SDSU was fourth nationally last year in defensive adjusted efficiency (90.3), according to KenPom. In other defensive metrics, the Aztecs were first in effective field-goal percentage (.425), second in three-point percentage (.294), fourth in block percentage (.150) and fifth in two-point percentage (.416).

- 2013-14 ranks: 2nd in scoring defense, 6th in scoring margin, 8th in field-goal percentage defense.
- 2014-15 ranks: 2nd in scoring defense, 7th in field-goal percentage defense, 24th in blocked shots.

DAKARAI ISLAND

■ Senior Dakarai Allen established himself as one of the top defenders in the nation last season. The Elk Grove, California native ranked first in the country last year in points per possession allowed (0.591) among 949 Division I players with at least 200 possessions defended, according to Synergy.

KEY STARTING EXPERIENCE

- Senior Dakarai Allen and junior Malik Pope are two Aztecs who started a significant amount of games last season, but are not considered returning starters, and figure to log heavy minutes through the campaign. Allen earned the starting nod 17 times and Pope started on 16 occasions.
- Senior Matt Shrigley, who was a returning starter heading into 2015-16, but was sidelined due to ACL surgery in July 2015, started 15 times in 2014-15.
- Others with starting experience at the Division I level include, Montaque Gill-Caesar and Valentine Izundu, who each started 13 games at Missouri and Washington State, respectively.

NEW FACES

- San Diego State welcomes three new faces to floor in transfers Montaque Gill-Caesar, Max Hoetzel and Valentine Izundu, and redshirt freshman Nolan Narain.
- Gill-Caesar and Hoetzel transferred to SDSU from Missouri and Indiana, respectively, while Izundu is a graduate transfer from Washington State. The last time San Diego State had three transfers making their debut in one season was in 2012-13 when JJ O'Brien (Utah), Dwayne Polee II (St. John's) and James Johnson (Virginia) all became eligible. That team won 23 games and advanced to the NCAA tournament.

NEW FACES... NEXT YEAR

- SDSU signed a pair of players from Southern California on the first day of the early signing period on Nov. 9. Inking National Letters of Intent were a versatile wing in Jordan Schakel and combo guard Adam Seiko.
- Hailing from Torrance, Schakel helped Bishop Montgomery High School to the Del Rey League championship and an appearance in the CIF State Open Division regional final last season as a junior. A versatile wing, Schakel averaged 18.1 points and 7.1 rebounds, and knocked down 81 three-pointers en route to Daily Breeze all-area first-team and all-CIF Southern Section Open Division accolades. Standing at 6-6, 180 pounds, Schakel is a four-star player by both ESPN and Scout, and the 137th player nationally on the Rivals 150.
- Seiko, a native of Chatsworth, inks with San Diego State out of Sierra Canyon High School. The 6-4, 195-pound combo guard averaged 9.0 points, 3.2 rebounds and 2.0 assists as junior, while knocking down 50.8 percent of his field-goal attempts (.424 3FG) over his prep career, according to MaxPreps. Seiko helped Sierra Canyon to the CIF Southern Section Open Division finals and the Open Division state regionals. He is a three-star player by Rivals.

NOT AN EASY TASK

- Defeating SDSU at home has not been easy for opponents. Since the start of '05-06, the Aztecs are 162-20 (.890) inside Viejas Arena.
- Only 15 teams have won inside Viejas Arena since the start of 2005-06. Of the 15, eight were non-conference foes.

BEST HOME RECORDS, SINCE 2005-06 (Through Nov. 30)

Rk.	Team	W	L	Pct.
1.	Kansas	188	9	95.4
2.	Duke	175	14	92.6
3.	Gonzaga	153	16	90.5
4.	Brigham Young	163	18	90.1
5.	Belmont	127	15	89.4
6.	Ohio State	193	23	89.4
7.	Kentucky	175	21	89.3
8.	San Diego State	162	20	89.0
9.	Stephen F. Austin	146	19	88.5
10.	VCU	151	20	88.3

TOUGH AWAY FROM HOME

- SDSU is 82-38 (68.3 percent) in road/neutral games since March 6, 2010, which is the sixth-highest winning percentage in the country.

BEST ROAD/NEUTRAL RECORDS, SINCE MARCH 6, 2010 (Through Nov. 30)

Rk.	Team	W	L	Pct.
1.	Gonzaga	93	30	75.6
2.	Wichita State	89	33	73.0
3.	Duke	93	36	72.1
4.	Kansas	93	38	71.0
5.	Kentucky	89	41	68.5
6.	San Diego State	82	38	68.3
7.	Louisville	74	37	66.7
8.	North Carolina	91	46	66.4
9.	Stephen F. Austin	72	38	65.5
10.	Arizona	77	41	65.3

- Included in that stretch are victories at Kansas, at Arizona, at Gonzaga, at New Mexico (four times), at UNLV (eight times), at California, at

AMONG THE BEST

BEST FOOTBALL AND MEN'S BASKETBALL WINNING PERCENTAGE SINCE THE BEGINNING OF THE 2010-11 ACADEMIC YEAR (through Nov. 29)

Rk.	Team	W	L	Pct.
1.	Ohio State	249	67	78.8
2.	Louisville	239	76	75.9
3.	San Diego State	234	77	75.2
4.	Wisconsin	238	81	74.6
5.	Oregon	232	86	73.0
6.	Michigan State	232	88	72.5
7.	North Carolina	231	89	72.2
8.	Duke	225	89	71.7
9.	Arizona	224	90	71.3
10.	Brigham Young	218	93	70.1

BEST MEN'S BASKETBALL WINNING PERCENTAGE SINCE THE BEGINNING OF THE 2010-11 SEASON (Through Nov. 30)

Rk.	Team	W	L	Pct.
1.	Gonzaga	181	38	82.6
2.	Kansas	189	41	82.2
3.	Wichita State	183	40	82.1
4.	Kentucky	189	44	81.1
5.	Duke	182	43	80.9
6.	Arizona	178	47	79.1
7.	San Diego State	173	47	78.6
8.	Louisville	177	49	78.3
9.	Stephen F. Austin	156	44	78.0
10.	North Carolina	176	55	76.2

PRESEASON MOUNTAIN WEST POLL

Rk.	Team	Points	1P Votes
1.	San Diego State	293	23
2.	Nevada	253	--
3.	New Mexico	249	3
4.	Fresno State	200	1
5.	Boise State	164	--
6.	Utah State	153	--
7.	Colorado State	146	--
8.	UNLV	120	--
9.	Air Force	90	--
10.	Wyoming	73	--
11.	San José State	41	--

All-MW Team

Trey Kell, Jr., G, San Diego State

Cameron Oliver, So., F, Nevada

Elijah Brown, Jr., G, New Mexico

Jalen Moore, Sr., W, Utah State

Tim Williams, Jr., F, New Mexico

Player of the Year: Elijah Brown, Jr., G, New Mexico

Co-Freshmen of the Year: Jalen McDaniels, F, San Diego State; Koby McEwen, G, Utah State

Newcomer of the Year: Montaque Gill-Caesar, So., G, San Diego State

POLL TRACKER

SAN DIEGO STATE IN THE TOP-25 POLLS

Week	Associated Press		Coaches	
	Rk.	Points	Rk.	Points
Preseason	rv (30)	48	rv (35)	17
Nov. 14	rv (29)	54	rv (31)	20
Nov. 21	--	--	--	--
Nov. 28	rv (t-39)	1	--	--

AP POLL BREAKDOWN

Total Polls Ranked	66
Top 10 Rankings	21
Longest Consecutive Polls Ranked	23
Current Streak	0

Seasons Ranked	5
Consecutive Seasons Ranked	0

Highest Ranking	4 (Jan. 24, 2011)
Record As Ranked Team	97-22
Record As Ranked Team vs. AP Top 25	6-9
Record As Ranked Team vs. Unranked	91-13

LAST TIME SAN DIEGO STATE WAS...

Ranked: Feb. 23, 2015
Ranked In The Top 15: Dec. 1, 2014 (13th)
Ranked In The Top 10: March 10, 2014 (T-8th)
Ranked In The Top 5: Feb. 10, 2014 (5th)

RANK	WEEKS	RECORD
No. 1		
No. 2		
No. 3		
No. 4	1	1-1
No. 5	3	4-1
No. 6	8	12-3
No. 7	5	10-0
No. 8	1	2-1
No. 9	1	2-0
No. 10	2	3-0
No. 11	1	2-0
No. 12		
No. 13	7	8-6
No. 14	1	2-0
No. 15	2	2-3
No. 16	4	7-0
No. 17	4	6-1
No. 18	5	9-1
No. 19	2	2-1
No. 20	2	0-1
No. 21	2	4-0
No. 22	3	2-2
No. 23	1	1-0
No. 24	5	6-1
No. 25	6	9-0
TOTALS	66	97-22

Utah State (twice), at Utah and at USC. Also included are neutral court victories over UCLA, California (twice), Marquette, Creighton, New Mexico, BYU (twice), Oklahoma, Pittsburgh and St. John's.

ATOP THE MOUNTAIN

■ Since the beginning of the Mountain West in 1999-00, San Diego State has the most men's basketball championships than any other current member of the league, which is a remarkable feat considering the Aztecs went 0-14 in league play the first season (1999-2000) and 4-10 the second year (2000-01). Here is the list of current Mountain West schools with their regular-season championships (includes ties) and tournament championships: 1. San Diego State 10, New Mexico 8, t-3. UNLV 3, t-3. Wyoming 3, 5. Air Force 1, Colorado State 1, Boise State 1, Fresno State 1.

MOUNTAIN WEST RECORDS (through 2015-16), SINCE 2010-11 SEASON (includes MW Championship)

Rk.	Team	W	L	Pct.	RS Championships	Tourney Championships
1.	San Diego State	91	26	77.8	5	1
2.	New Mexico	73	40	64.6	2	3
3.	UNLV	63	50	55.8	0	0
4.	Colorado State	61	50	55.0	0	0
5.	Boise State	49	43	53.3	1	0
6.	Fresno State	41	36	53.2	0	1
7.	Utah State	27	32	45.8	0	0
8.	Wyoming	44	65	40.4	0	1
9.	Nevada	29	46	38.7	0	0
10.	Air Force	35	72	32.7	0	0
11.	San José State	5	51	8.9	0	0

STREAKING THROUGH CALIFORNIA

- SDSU had won 47 straight games vs. teams from the state of California, a streak that dated to Dec. 2, 2009, before falling at Fresno State, 59-57, on Jan. 3, 2015.
- The Aztecs are now 59-4 in their last 63 vs. California schools and 49-1 in their last 50 vs. non-league California teams (49-0 in last 49 in games played indoors).
- San Diego State has also beaten seven Pac-12 schools during this remarkable run.
- The 47-game winning streak vs. California schools was the longest active streak in the country ahead of second-place BYU (22 straight vs. Colorado teams) and Pittsburgh (22 straight vs. Pennsylvania teams).
- Since the start of the 2010-11 season, San Diego State owns the best record of any school in California (173-47).

TOUGH TICKET

- The Aztecs have played in front of 75 straight regular-season home sellouts at Viejas Arena.
- The 2016-17 campaign represents the fifth straight year SDSU is sold out on a season-ticket basis.
- San Diego State has led all California Division I schools in average home attendance the last six seasons.
- By averaging 12,414 fans at its home games in 2015-16, SDSU ranked 29th nationally.

WE OWN THE SYSTEM

- San Diego State is a member of the California State University system and has won 21 straight home games against CSU schools. The streak dates to the 2000-01 campaign. The Aztecs' last loss to a Cal State school at home happened back on Jan. 5, 2000, against Cal State Fullerton, which occurred during Steve Fisher's first season at SDSU.
- SDSU has also won 21 consecutive non-conference games vs. its fellow CSU institutions. The Aztecs have not suffered a loss since Nov. 27, 2000, at Fresno State (WAC).

PRETTY GOOD WHEN LOW ON TIME

- The Aztecs have been good at preparing when short on time. When there is less than 24 hours to prepare, SDSU is 16-2 in its last 18 regular-season tries.

PROGRAM NOTES ENTERING 2016-17

- San Diego State has won at least 20 games and advanced to the postseason 11 straight years (seven NCAAs, four NITs). In those 11 seasons, the Aztecs have averaged 26 victories.
- The Aztecs have won at least one postseason tournament game in an NCAA-sponsored event (NCAA or NIT) four years in a row (2013 NCAA third round, 2014 NCAA Sweet 16, 2015 NCAA third round, 2016 NIT semifinals), which is tied for the fifth-longest active streak.
- SDSU has reached the postseason and appeared in 11 straight NCAA-sponsored tournaments (NCAA or NIT), which is tied for the eighth-longest active streak nationally.
- SDSU has won at least 27 games the last three years and has averaged nearly 29 wins during that span (28.7).
- San Diego State has won at least 23 games in eight straight seasons (27.5 wins per year).
- SDSU is one of six schools to win at least 23 games every season from 2008-09 to 2015-16 (BYU, Duke, Gonzaga, Kansas, VCU).
- The Aztecs have won Mountain West regular-season crown (outright or shared) five times in the last six years.
- San Diego State has been one of the elite programs in the nation since the start of the 2010-11 season, posting a cumulative record of 169-46. SDSU's .797 winning percentage is the seventh-best nationally over the last six years.
- The Aztecs will feature a 2016-17 roster that will have a total of 603 games under their collective belt, which is more than both of the program's NCAA Sweet 16 squads. The 2010-11 group entered the year with 523 career games played, while the 2013-14 team boasted 450 career Division I outings at the start of that campaign.
- San Diego State is set to return 72.6 percent of its scoring, 61.2 percent of its rebounding, 62.7 percent of its assists, 48.8 percent of its blocked shots, 69.8 percent of its steals, and 95.5 percent of its three-point field goals.



JEFF JACOBS JAM CENTER

On Aug. 23, 2015, San Diego State held a grand-opening ceremony for the 23,500-square-foot Jeff Jacobs JAM Center. The \$15-million facility is located just south of Fowler Athletics Center and east of the San Diego State football practice fields. The JAM Center includes:

- Two full-length basketball courts
- Locker rooms
- Team lounges
- Coaches locker rooms
- Eight baskets
- Two scoreboards
- Athletic training room
- Film room equipped with 80-inch short throw projector with write-on capability
- Keiser strength equipment

Hundreds of supporters contributed to the effort to make the Jeff Jacobs JAM Center a reality. In addition to the naming gift from Jeff Jacobs, Hal and Debby Jacobs, Steve and Lisa Altman and Jim Morris, creating the name "JAM" Center, sizeable donations were made from the Manna Charitable Foundation and the Walter and Betty Zable Foundation.



SDSU BROADCAST ROSTER


[rv/--] San Diego State at Loyola | Gentile Arena | Dec. 3, 2016



2
BEN PEREZ

Guard
6-3, 175, Sophomore-1L
San Marcos, Calif.
USAF Prep Academy

PPG: -- RPG: -- APG: --
FG%: -- 3FG: -- FT%: --



3
TREY KELL

Guard
6-4, 210, Junior-2L
San Diego, Calif.
St. Augustine HS

PPG: 15.2 RPG: 4.6 APG: 3.4
FG%: 39.1 3FG: .250 FT%: 80.8



4
DAKARAI ALLEN

Guard
6-5, 200, Senior-3L
Elk Grove, Calif.
Sheldon High


PPG: 6.8 RPG: 5.0 APG: 1.4
FG%: 39.3 3FG: 1/8 FT%: 64.7



5
JALEN MCDANIELS

Forward
6-9, 190, Freshman-HS
Federal Way, Wash.
Federal Way High

PPG: -- RPG: -- APG: --
FG%: -- 3FG: -- FT%: --



10
MAX HOETZEL

Forward
6-9, 210, Sophomore-TR
Calabasas, Calif.
Indiana

PPG: 13.0 RPG: 7.5 APG: 0.5
FG%: 44.4 3FG: 38.5 FT%: 5/6



11
D'ERRYL WILLIAMS

Guard
6-3, 205, Senior-3L
Sacramento, Calif.
Sheldon High

PPG: 2.5 RPG: 4.0 APG: 1.8
FG%: 4/8 3FG: 2/2 FT%: 0/0



12
EMMANUEL WILSON

Guard
6-2, 185, Freshman-HS
Dallas, Texas
Plano East Senior High

PPG: 0.0 RPG: 0.5 APG: 0.0
FG%: 0/4 3FG: 0/3 FT%: 0/0



14
ZYLAN CHEATHAM

Forward
6-9, 215, Sophomore-1L
Phoenix, Ariz.
South Mountain High

PPG: 10.6 RPG: 5.4 APG: 1.2
FG%: 56.3 3FG: 1/3 FT%: 76.2



20
MATT SHRIGLEY

Guard
6-6, 190, Senior-3L
San Diego, Calif.
La Costa Canyon High


PPG: 8.3 RPG: 2.7 APG: 0.0
FG%: 36.4 3FG: 38.1 FT%: 1/2



21
MALIK POPE

Forward
6-10, 220, Junior-2L
Sacramento, Calif.
Laguna Creek High

PPG: 11.0 RPG: 5.0 APG: 0.5
FG%: 52.9 3FG: 0/3 FT%: 4/6



23
MONTAQUE GILL-CAESAR

Guard
6-6, 215, Sophomore-TR
Vaughan, Ontario, Canada
Missouri

PPG: 4.6 RPG: 3.4 APG: 0.0
FG%: 27.6 3FG: 27.3 FT%: 4/7



24
NOLAN NARAIN

Forward
6-9, 220, Freshman-RS
Hamilton, Ontario, Canada
La Lumiere School (Ind.)

PPG: 1.5 RPG: 0.5 APG: 0.0
FG%: 23.1 3FG: 0/2 FT%: 0/0



33
NIKSHA FEDERICO

Forward
6-7, 200, Senior-SQ
San Diego, Calif.
Cathedral Catholic High

PPG: -- RPG: -- APG: --
FG%: -- 3FG: -- FT%: --



42
JEREMY HEMSLEY

Guard
6-3, 190, Sophomore-1L
Rancho Cucamonga, Calif.
Damien High

PPG: 18.2 RPG: 3.2 APG: 4.2
FG%: 45.7 3FG: 52.2 FT%: 71.4



45
VALENTINE IZUNDU

Center
6-10, 240, Senior-TR
Houston, Texas
Washington State

PPG: 2.3 RPG: 4.5 APG: 0.0
FG%: 4/7 3FG: 0/0 FT%: 1/3

2016-17 SAN DIEGO STATE ALPHABETICAL ROSTER

No.	Name	Pos.	Ht.	Wt.	Yr.	Exp.	Most Recent Div. I Season			Hometown (High School/Previous School)
							PPG	RPG	APG	
4	Dakarai Allen	G	6-5	200	Sr.	3L	6.4	2.7	1.2	Elk Grove, Calif. (Sheldon High)
14	Zylan Cheatham	F	6-9	220	So.	1L	7.9	5.4	0.9	Phoenix, Ariz. (South Mountain High)
33	Niksha Federico	F	6-7	200	Sr.	SQ	1.1	0.1	0.1	San Diego, Calif. (Cathedral Catholic High)
23	Montaque Gill-Caesar	G	6-6	215	So.	TR	9.1	3.0	0.5	Vaughan, Ontario, Canada (Huntington Prep (W.Va.)/Missouri)
42	Jeremy Hemsley	G	6-3	190	So.	1L	12.0	2.4	1.8	Rancho Cucamonga, Calif. (Damien High)
10	Max Hoetzel	F	6-9	210	So.	TR	2.4	1.3	0.3	Calabasas, Calif. (Wilbraham & Monson Academy (Mass.)/Indiana)
45	Valentine Izundu	C	6-10	240	Sr.	TR	3.8	2.7	0.3	Houston, Texas (Lamar Consolidated High/Washington State)
3	Trey Kell	G	6-4	210	Jr.	2L	12.6	3.7	1.4	San Diego, Calif. (St. Augustine High)
5	Jalen McDaniels	F	6-9	190	Fr.	HS	--	--	--	Federal Way, Wash. (Federal Way High)
24	Nolan Narain	F	6-9	220	Fr.	RS	--	--	--	Hamilton, Ontario, Canada (La Lumiere School (Ind.))
2	Ben Perez	G	6-3	175	So.	1L	2.9	0.8	0.2	San Marcos, Calif. (Air Force Prep Academy (Colo.))
21	Malik Pope	F	6-10	220	Jr.	2L	7.3	5.0	0.8	Sacramento, Calif. (Laguna Creek High)
20	Matt Shrigley	F	6-6	190	Sr.	3L	2.4	1.0	0.6	San Diego, Calif. (La Costa Canyon High)
11	D'Erryl Williams	G	6-3	205	Sr.	3L	1.3	0.7	0.3	Sacramento, Calif. (Sheldon High)
12	Emmanuel Wilson	G	6-2	185	Fr.	RS	--	--	--	Dallas, Texas (Plano East Senior High)

2016-17 SAN DIEGO STATE NUMERICAL ROSTER

No.	Name	Pos.	Ht.	Wt.	Yr.	Exp.	Most Recent Div. I Season			Hometown (High School/Previous School)
							PPG	RPG	APG	
2	Ben Perez	G	6-3	175	So.	1L	2.9	0.8	0.2	San Marcos, Calif. (Air Force Prep Academy (Colo.))
3	Trey Kell	G	6-4	210	Jr.	2L	12.6	3.7	1.4	San Diego, Calif. (St. Augustine High)
4	Dakarai Allen	G	6-5	200	Sr.	3L	6.4	2.7	1.2	Elk Grove, Calif. (Sheldon High)
5	Jalen McDaniels	F	6-9	190	Fr.	HS	--	--	--	Federal Way, Wash. (Federal Way High)
10	Max Hoetzel	F	6-9	210	So.	TR	2.4	1.3	0.3	Calabasas, Calif. (Wilbraham & Monson Academy (Mass.)/Indiana)
11	D'Erryl Williams	G	6-3	205	Sr.	3L	1.3	0.7	0.3	Sacramento, Calif. (Sheldon High)
12	Emmanuel Wilson	G	6-2	185	Fr.	RS	--	--	--	Dallas, Texas (Plano East Senior High)
14	Zylan Cheatham	F	6-9	220	So.	1L	7.9	5.4	0.9	Phoenix, Ariz. (South Mountain High)
20	Matt Shrigley	F	6-6	190	Sr.	3L	2.4	1.0	0.6	San Diego, Calif. (La Costa Canyon High)
21	Malik Pope	F	6-10	220	Jr.	2L	7.3	5.0	0.8	Sacramento, Calif. (Laguna Creek High)
23	Montaque Gill-Caesar	G	6-6	215	So.	TR	9.1	3.0	0.5	Vaughan, Ontario, Canada (Huntington Prep (W.Va.)/Missouri)
24	Nolan Narain	F	6-9	220	Fr.	RS	--	--	--	Hamilton, Ontario, Canada (La Lumiere School (Ind.))
33	Niksha Federico	F	6-7	200	Sr.	SQ	1.1	0.1	0.1	San Diego, Calif. (Cathedral Catholic High)
42	Jeremy Hemsley	G	6-3	190	So.	1L	12.0	2.4	1.8	Rancho Cucamonga, Calif. (Damien High)
45	Valentine Izundu	C	6-10	240	Sr.	TR	3.8	2.7	0.3	Houston, Texas (Lamar Consolidated High/Washington State)

Head Coach:

Steve Fisher (Illinois State, 1967), 18th Season

Assoc. HC/HC in Waiting:

Brian Dutcher (Minnesota, 1982), 18th Season

Assistant Coaches:

Justin Hutson (CSU Bakersfield, 1994), Ninth Season

Dave Velasquez (San Diego State, 2007), 15th Season

Assistant to the Head Coach:

Mark Fisher (Michigan, 2001), 15th Season

Asst. AD/Director of Operations:

Matt Soria (San Diego State, 2002), 17th Season

Director of Player Development:

Tim Shelton (San Diego State, 2011), 10th Season

ELIGIBLE IN 2017-18

No.	Name	Pos.	Ht.	Wt.	Yr.	Exp.	Most Recent Div. I Season			Hometown (High School/Previous School)
							PPG	RPG	APG	
0	Devin Watson	G	6-1	165	Jr.	TR	20.3	2.5	4.9	Oceanside, Calif. (El Camino High/San Francisco)

PRONUNCIATIONS

Dakarai Allen

Duh-kar-ree Allen

Zylan Cheatham

ZY-lin Cheat-um

Niksha Federico

NEEK-sha Federico

Montaque Gill-Caesar

MON-take Gill-Caesar

Max Hoetzel

Max HOTE-zull

Valentine Izundu

Valentine i-ZOON-doo

D'Erryl Williams

DEE-air-ol Williams



STEVE FISHER

26th-Full Season • 18th Season at SDSU • Illinois State, 1967

- 2015 John R. Wooden Legends of Coaching Award Recipient
- 2011 Naismith Coach of the Year
- 2011 NABC Coach of the Year
- 2011 Adolph Rupp Cup recipient
- 1992 Basketball Times Coach of the Year
- 15 NCAA tournament appearances (8 San Diego State, 7 Michigan)
- 22 postseason appearances
- 10 Mountain West championships (6 regular season, 4 tournament)
- 4-time MW Coach of the Year (2011, 2012, 2014, 2016-media/coaches)
- 3-time NABC District Coach of the Year (2011, 2012, 2014)
- 2-time USBWA District Coach of the Year (2011, 2012)
- 2-time Basketball Times District Coach of the Year (2012, 2014)
- SDSU and Mountain West all-time winningest coach
- Longest-tenured coach in Mountain West history

RECORD BREAKDOWN

	Career
Home	314-78
Away	147-153
Neutral	94-46

By Month

November	84-28
December	140-47
January	124-70
February	101-74
March	100-52
April	4-2

Games Decided By/In

1-Point Games	24-10
2 Points	28-23
3 Points or Less	99-65
Overtime	39-17



Steve Fisher Year-By-Year

Year	School	W	L	Pct.	Conference			Postseason/Honors
					W	L	Pct.	
1989	Michigan	6	0	1.000	-	-	-	NCAA Champions
1989-90	Michigan	23	8	.742	12	6	.667	NCAA Second Round
1990-91	Michigan	14	15	.483	7	11	.389	NIT First Round
1991-92	Michigan	25	9	.735	11	7	.611	NCAA Runner-Up, <i>Basketball Times</i> Coach of the Year
1992-93	Michigan	31	5	.861	15	3	.833	NCAA Runner-Up
1993-94	Michigan	24	8	.750	13	5	.722	NCAA Regional Finalist
1994-95	Michigan	17	14	.548	11	7	.611	NCAA First Round
1995-96	Michigan	20	12	.625	10	8	.556	NCAA First Round
1996-97	Michigan	24	11	.686	9	9	.500	NIT Champions
Eight Full Seasons at UM		184	82	.692	88	56	.611	7 NCAA Tournaments, 9 Postseason Appearances

Year	School	W	L	Pct.	W	L	Pct.	Postseason/Honors
2000-01	San Diego State	14	14	.500	4	10	.286	8th-most improved team in the country (Sagarin Ratings)
2001-02	San Diego State	21	12	.636	7	7	.500	NCAA First Round; Aztecs' first NCAA trip since 1985
2002-03	San Diego State	16	14	.552	6	8	.429	NIT Second Round; Aztecs reach postseason in consecutive yrs
2003-04	San Diego State	14	16	.483	5	9	.357	Two players that earned all-league honors return in 04-05
2004-05	San Diego State	11	18	.379	4	10	.286	Young Aztecs drop seven games by four points or less or in overtime
2005-06	San Diego State	24	9	.727	13	3	.813	NCAA First Round; MWC regular season and tournament champs.
2006-07	San Diego State	22	11	.667	10	6	.625	NIT Second Round; First road win in D-I postseason tourney
2007-08	San Diego State	20	13	.606	9	7	.563	NIT First Round; Third straight 20-win season
2008-09	San Diego State	26	10	.722	11	5	.688	NIT Semifinals; Fourth straight 20-win year; SDSU-record 26 wins
2009-10	San Diego State	25	9	.735	11	5	.667	NCAA First Round, MWC tournament champions
2010-11	San Diego State	34	3	.919	14	2	.875	NCAA Sweet 16; MWC champions (co-reg. season, tourney), MWC COY
2011-12	San Diego State	26	8	.765	10	4	.714	NCAA Second Round; MW co-reg. season champs; MW COY
2012-13	San Diego State	23	11	.676	9	7	.563	NCAA Third Round; Fifth straight season with at least 23 wins
2013-14	San Diego State	31	5	.861	16	2	.889	NCAA Sweet 16; Outright Mountain West regular-season champions, MW COY
2014-15	San Diego State	27	9	.750	14	4	.778	NCAA Third Round; MW co-regular-season champions
2015-16	San Diego State	28	10	.737	16	2	.889	Outright Mountain West regular-season champions, MW COY - media/coaches
2016-17	San Diego State	4	1	.800	0	0	.000	
18 Seasons at SDSU		371	196	.654	159	106	.600	8 NCAA Tournaments; 13 Postseason Appearances
		W	L	Pct.	W	L	Pct.	Postseason/Honors
26-Full Season Career		555	278	.666	247	162	.604	15 NCAA Tournaments, 22 Postseason Appearances

SEASON / CAREER HIGHS

Points

Season
Career 11 vs. Nicholls (12-10-15)

Rebounds

Season
Career 3 vs. Nicholls (12-10-15)
3 vs. Illinois State (11-13-15)

Assists

Season
Career 2 vs. Nicholls (12-10-15)

Field Goals

Season
Career 4 vs. Nicholls (12-10-15)
4 at Long Beach State (12-1-15)

Field Goals Attempted

Season
Career 10 vs. Nicholls (12-10-15)

Three-Point Field Goals

Season
Career 3 vs. Nicholls (12-10-15)
3 vs. Little Rock (11-21-15)

Three-Point FG Attempted

Season
Career 7 vs. Nicholls (12-10-15)
7 vs. Illinois State (11-13-15)

Free Throws

Season
Career 2 vs. Illinois State (11-13-15)

Free Throws Attempted

Season
Career 2 vs. Illinois State (11-13-15)

Steals

Season
Career 2 vs. IPFW (3-15-16)
2 vs. Nicholls (12-10-15)
2 vs. Illinois State (11-13-15)

Blocked Shots

Season
Career 1 at San José State (2-21-16)
1 vs. Grand Canyon (12-18-15)
1 vs. Nicholls (12-10-15)
1 vs. East Carolina (11-23-15)

Minutes Played

Season
Career 21 vs. Kansas (12-22-15)



2 • BEN PEREZ

GUARD • 6-3 • 175 • SOPHOMORE - 1L
SAN MARCOS, CALIF. (AIR FORCE PREP ACADEMY)

Quick Hits

- * Has not played this season (back).
- * Returns having made the fifth most three-pointers (16) in 2015-16 as a true freshman.
- * Nearly 60 percent (59.3 percent; 16-27) of his field goals last year were from behind the three-point arc.
- * Played the most games (25) of any Aztec last season without seeing time in the starting rotation.

2016-17 GAME-BY-GAME STATISTICS

Opponent	GS	FG	3FG	FT	O-D-R	PF	TP	A	TO	B	S	MP
San Diego		DNP - Injured										
at Gonzaga		Did Not Travel										
San Diego Christian		DNP - Injured										
vs. California		Did Not Travel										
Savannah State		DNP - Injured										
at Loyola												
at Grand Canyon												
Arizona State												
Alabama State												
vs. Southern Miss												
vs. TBD												
vs. TBD												
New Mexico												
at Nevada												
at Boise State												
San Jose State												
Utah State												
at UNLV												
at Air Force												
Colorado State												
Wyoming												
at Fresno State												
at San Jose State												
Nevada												
at Utah State												
UNLV												
Fresno State												
at Colorado State												
Air Force												
at New Mexico												

MISCELLANEOUS STATS / SAN DIEGO STATE RECORD

Category	2016-17 Season		Career Games	Career SDSU W/L
	Games	SDSU W/L		
Double-Figure Scoring	0	0-0	2	2-0
Double-Figure Assists	0	0-0	0	0-0
Double-Doubles	0	0-0	0	0-0
Led SDSU in Scoring	0	0-0	0	0-0
Led SDSU in Rebounding	0	0-0	0	0-0
Led SDSU in Assists	0	0-0	0	0-0
15+ Point Games	0	0-0	0	0-0
One Turnover or Less	0	0-0	23	17-6
Multiple Three-Pointers	0	0-0	5	3-2
Consecutive Games	Current	Long		
Double-Figure Scoring	0	2		
With At Least 1 Assist	0	1		
Played 30 or More Minutes	0	0		
Consecutive Made FTs	1	2		

► PEREZ CAREER STATISTICS

Year	G-GS	Min.-Avg.	FG-FGA	Pct.	3P-3PA	Pct.	FT-FTA	Pct.	OR	DR	Reb	Avg.	PF-D	AT	TO	BS	ST	Pts	Avg.	
15-16	25-0	249-10.0	27-80	.338	16-60	.267	3-4	.750	6	14	20	0.8	17-0	5	10	5	10	73	2.9	
16-17																				
Totals	25-0	249-10.0	27-80	.338	16-60	.267	3-4	.750	6	14	20	0.8	17-0	5	10	5	10	73	2.9	

SEASON / CAREER HIGHS

Points

Season 23 vs. San Diego (11-11-16)
Career 27 vs. Fresno State (1-19-16)

Rebounds

Season 7 vs. Savannah State (11-28-16)
Career 10 at Nevada (1-26-16)

Assists

Season 7 vs. Savannah State (11-28-16)
Career 7 vs. Savannah State (11-28-16)

Field Goals

Season 7 vs. SD Christian (11-16-16)
7 vs. San Diego (11-11-16)
Career 9 vs. Fresno State (1-19-16)

Field Goals Attempted

Season 16 vs. San Diego (11-11-16)
Career 17 vs. New Mexico (2-6-16)
17 at Colorado State (1-13-16)

Three-Point Field Goals

Season 2 vs. Savannah State (11-28-16)
2 vs. San Diego (11-11-16)
Career 4 - six times

Three-Point FG Attempted

Season 7 vs. San Diego (11-11-16)
Career 12 vs. Air Force (2-13-16)

Free Throws

Season 7 vs. San Diego (11-11-16)
Career 9 at Wyoming (1-14-15)

Free Throws Attempted

Season 9 vs. San Diego (11-11-16)
Career 12 vs. Fresno State (1-19-16)
12 vs. St. John's (3-20-15)

Steals

Season 2 vs. California (11-21-16)
2 at Gonzaga (11-14-16)
Career 4 vs. Colorado State (2-2-16)

Blocked Shots

Season 1 vs. Savannah State (11-28-16)
1 vs. SD Christian (11-16-16)
1 vs. San Diego (11-11-16)
Career 2 vs. Utah State (3-10-16)

Minutes Played

Season 35 at Gonzaga (11-14-16)
35 vs. San Diego (11-11-16)
Career 37 at Fresno State (2-10-16)
37 at Nevada (1-26-16)
37 vs. Fresno State (1-19-16)
37 at Colorado State (1-13-16)



3 • TREY KELL

GUARD • 6-4 • 210 • JUNIOR - 2L
SAN DIEGO, CALIF. (ST. AUGUSTINE HIGH)

Quick Hits

- * Is tied for the team lead with seven steals (Zylan Cheatham).
- * Ranks tied for fifth in the nation in fewest personal fouls committed (5) with a minimum five games played and 30.0 minutes per game, through Nov. 30.
- * Scored in double figures in 29 of his last 36 games (14.1 ppg; 509 points), including four of five games this season.
- * Owns the most starting experience of any Aztec on the roster with 58 career starting assignments.

Season Highlights

- * Scored 23 points vs. San Diego (11-11-16) and teamed with Jeremy Hemsley (25 points) to become the first Aztec duo to score at least 20 points in a game since Jan. 15, 2012.
- * Led with the team with 14 points and two steals at No. 14/14 Gonzaga (11-14-16).
- * Put up 19 points and season-highs of six rebounds and four assists vs. San Diego Christian (11-16-16).
- * Scored 11 points and had game-high totals in assists (3) and steals (2) vs. California (11-21-16).
- * Recorded nine points, seven rebounds, a career-high seven assists, one blocked shot and one steal vs. Savannah State (11-28-16) to become only the second Aztec since 1996-97 to record at least nine points, seven rebounds, seven assists, one block and one steal in a game.

2016-17 GAME-BY-GAME STATISTICS

Opponent	GS	FG	3FG	FT	O-D-R	PF	TP	A	TO	B	S	MP
San Diego	*	7-16	2-7	7-9	1-3-4	1	23	2	2	1	1	35
at Gonzaga	*	4-15	0-5	6-7	1-3-4	0	14	1	2	0	2	35
San Diego Christian	*	7-10	1-1	4-6	0-6-6	1	19	4	1	1	1	31
vs. California	*	4-14	0-3	3-3	0-2-2	0	11	3	0	0	2	33
Savannah State	*	3-9	2-4	1-1	0-7-7	3	9	7	1	1	1	26
at Loyola												
at Grand Canyon												
Arizona State												
Alabama State												
vs. Southern Miss												
vs. TBD												
vs. TBD												
New Mexico												
at Nevada												
at Boise State												
San Jose State												
Utah State												
at UNLV												
at Air Force												
Colorado State												
Wyoming												
at Fresno State												
at San Jose State												
Nevada												
at Utah State												
UNLV												
Fresno State												
at Colorado State												
Air Force												
at New Mexico												

MISCELLANEOUS STATS / SAN DIEGO STATE RECORD

Category	2016-17 Season		Career Games	Career SDSU W/L
	Games	SDSU W/L		
Double-Figure Scoring	4	3-1	38	31-7
Double-Figure Assists	0	0-0	0	0-0
Double-Doubles	0	0-0	1	1-0
Led SDSU in Scoring	1	0-1	17	13-4
Led SDSU in Rebounding	0	0-0	3	1-2
Led SDSU in Assists	2	2-0	13	9-4
15+ Point Games	2	2-0	22	19-3
5+ Assist Games	1	1-0	3	3-0
Consecutive Games	Current	Long		
Double-Figure Scoring	0	20		
With At Least 1 Assist	6	11		
Played 30 or More Minutes	0	13		
Consecutive Made FTs	4	10		

► KELL CAREER STATISTICS

Year	G-GS	Min.-Avg.	FG-FGA	Pct.	3P-3PA	Pct.	FT-FTA	Pct.	OR	DR	Reb	Avg.	PF-D	AT	TO	BS	ST	Pts	Avg.
14-15	35-15	709-20.3	62-186	.333	15-68	.221	58-91	.637	19	79	98	2.8	33-0	56	38	3	20	197	5.6
15-16	38-38	1,084-28.5	158-390	.405	71-185	.384	90-135	.667	29	113	142	3.7	51-1	54	68	7	30	477	12.6
16-17	5-5	160-32.0	25-64	.391	5-20	.250	21-26	.808	2	21	23	4.6	5-0	17	6	3	7	76	15.2
Totals	78-58	1,953-25.0	245-640	.383	91-273	.333	169-252	.671	50	213	263	3.4	89-1	127	112	13	57	750	9.6

SEASON / CAREER HIGHS

Points

Season 15 vs. SD Christian (11-16-16)
 Career 16 vs. Illinois State (11-13-15)

Rebounds

Season 9 vs. SD Christian (11-16-16)
 Career 9 vs. SD Christian (11-16-16)

Assists

Season 4 vs. SD Christian (11-16-16)
 Career 4 vs. SD Christian (11-16-16)
 4 at San José State (2-21-16)
 4 vs. East Carolina (11-23-15)
 4 vs. SD Christian (11-18-15)

Field Goals

Season 7 vs. SD Christian (11-16-16)
 Career 7 vs. SD Christian (11-16-16)

Field Goals Attempted

Season 12 vs. SD Christian (11-16-16)
 Career 12 vs. SD Christian (11-16-16)

Three-Point Field Goals

Season 1 at Gonzaga (11-14-16)
 Career 3 at Utah (11-16-15)

Three-Point FG Attempted

Season 3 vs. SD Christian (11-16-16)
 Career 7 vs. Little Rock (11-21-15)

Free Throws

Season 6 vs. California (11-21-16)
 Career 7 vs. Illinois State (11-13-15)
 7 vs. UC Riverside (11-8-13)

Free Throws Attempted

Season 8 vs. California (11-21-16)
 Career 9 vs. Utah State (3-10-16)

Steals

Season 3 vs. San Diego (11-11-16)
 Career 4 vs. Georgia Tech (3-23-16)
 4 vs. Nevada (3-11-16)
 4 at San José State (2-21-16)
 4 vs. Wyoming (12-30-15)
 4 vs. Utah State (1-31-15)

Blocked Shots

Season 5 vs. SD Christian (11-16-16)
 Career 5 vs. SD Christian (11-16-16)

Minutes Played

Season 36 vs. SD Christian (11-16-16)
 Career 36 vs. SD Christian (11-16-16)



4 • DAKARAI ALLEN

GUARD • 6-5 • 200 • SENIOR - 3L
 ELK GROVE, CALIF. (SHELDON HIGH)

Quick Hits

- * Leads the team in blocked shots (7) and is second in steals (6).
- * Played in 105 career games (23 starts), which leads all Aztecs.
- * Is coming off a 2015-16 campaign where he averaged career highs in every statistic, including double-figure scoring games (12), all of which occurred last season.

Season Highlights

- * Shared game-high honors with Jeremy Hemsley as both had three steals vs. San Diego (11-11-16).
- * Had a game-high-tying two blocked shots at No. 14/14 Gonzaga (11-14-16).
- * Scored a season-high 15 points and set career highs in field goals (7), rebounds (9), assists (4) and blocked shots (game-high 5) vs. San Diego Christian (11-16-16)... Became just the fourth player standing at 6-5 or shorter to record at least five blocked shots in a single game in 2016-17.

2016-17 GAME-BY-GAME STATISTICS

Opponent	GS	FG	3FG	FT	O-D-R	PF	TP	A	TO	B	S	MP
San Diego	*	1-2	0-1	4-6	1-3-4	4	6	1	1	0	3	20
at Gonzaga	*	2-7	1-2	0-1	0-5-5	2	5	0	0	2	0	27
San Diego Christian	*	7-12	0-3	1-2	0-9-9	2	15	4	1	5	2	36
vs. California	*	0-3	0-0	6-8	1-5-6	3	6	1	0	0	1	29
Savannah State	*	1-4	0-2	0-0	0-1-1	2	2	1	1	0	0	12
at Loyola												
at Grand Canyon												
Arizona State												
Alabama State												
vs. Southern Miss												
vs. TBD												
vs. TBD												
New Mexico												
at Nevada												
at Boise State												
San Jose State												
Utah State												
at UNLV												
at Air Force												
Colorado State												
Wyoming												
at Fresno State												
at San Jose State												
Nevada												
at Utah State												
UNLV												
Fresno State												
at Colorado State												
Air Force												
at New Mexico												

MISCELLANEOUS STATS / SAN DIEGO STATE RECORD

Category	2016-17 Season		Career Games	Career SDSU W/L
	Games	SDSU W/L		
Double-Figure Scoring	1	1-0	13	10-3
15-Point Games	1	1-0	3	2-1
Led SDSU in Scoring	0	0-0	2	0-2
Led SDSU in Rebounding	1	1-0	3	2-1
Led SDSU in Assists	0	0-0	4	4-0
Multiple Steals	2	2-0	19	16-3
One Turnover or Less	5	4-1	86	71-15
Consecutive Games Played	43	43		
Without Fouling Out	16	44		
Scoring A Point	18	18		
Double-Figure Scoring	0	2		
With At Least 1 Assist	3	7		

▶ ALLEN CAREER STATISTICS

Year	G-GS	Min.-Avg.	FG-FGA	Pct.	3P-3PA	Pct.	FT-FTA	Pct.	OR	DR	Reb	Avg.	PF-D	AT	TO	BS	ST	Pts	Avg.
13-14	29-1	306-10.6	25-60	.417	0-0	.000	23-43	.535	15	19	34	1.2	44-1	11	14	10	18	73	2.5
14-15	33-0	396-12.0	30-73	.411	2-10	.200	23-34	.676	19	37	56	1.7	58-1	14	21	8	19	85	2.6
15-16	38-17	841-22.1	78-202	.386	26-98	.265	63-93	.677	21	83	104	2.7	79-2	44	41	20	40	245	6.4
16-17	5-5	124-24.8	11-28	.393	1-8	.125	11-17	.647	2	23	25	5.0	13-0	7	3	7	6	34	6.8
Totals	105-23	1,667-15.9	144-363	.397	29-116	.250	120-187	.642	57	162	219	2.1	194-4	76	79	45	83	437	4.2

SEASON / CAREER HIGHS

Points

Season 15 vs. Savannah State (11-28-16)
 Career 19 vs. Miss. Valley State (11-14-14)

Rebounds

Season 8 vs. Savannah State (11-28-16)
 Career 9 vs. Miss. Valley State (11-14-14)

Assists

Season 1 vs. California (11-21-16)
 Career 2 vs. Georgetown (12-27-14)
 2 vs. Savannah State (12-6-14)

Field Goals

Season 5 vs. Savannah State (11-28-16)
 Career 6 vs. Miss. Valley State (11-14-14)

Field Goals Attempted

Season 12 vs. Savannah State (11-28-16)
 Career 12 vs. Savannah State (11-28-16)
 12 vs. Miss. Valley State (11-14-14)

Three-Point Field Goals

Season 3 vs. Savannah State (11-28-16)
 Career 3 vs. Savannah State (11-28-16)

Three-Point FG Attempted

Season 8 vs. Savannah State (11-28-16)
 Career 8 vs. Savannah State (11-28-16)

Free Throws

Season 3 vs. California (11-21-16)
 Career 6 vs. Miss. Valley State (11-14-14)

Free Throws Attempted

Season 4 vs. California (11-21-16)
 Career 8 vs. Miss. Valley State (11-14-14)

Steals


Season 1 vs. California (11-21-16)
 Career 1 vs. California (11-21-16)
 1 at Illinois (1-18-15)
 1 vs. Eastern Washington (11-24-14)
 1 vs. Texas Southern (11-17-14)
 1 vs. Miss. Valley State (11-14-14)

Blocked Shots

Season 1 vs. California (11-21-16)
 Career 1 vs. California (11-21-16)
 1 vs. Louisville (12-9-14)
 1 vs. Eastern Washington (11-24-14)
 1 vs. Texas Southern (11-17-14)

Minutes Played

Season 21 vs. California (11-21-16)
 Career 21 vs. California (11-21-16)



10 • MAX HOETZEL

FORWARD • 6-9 • 210 • SOPHOMORE - TR
 CALABASAS, CALIF. (INDIANA)

Quick Hits

* Missed the first three games of the season (knee) and made his debut vs. California (11-21-16) in Sacramento.

* One-third of his rebounds have been on the offensive end.

* Entered the season as one of three newcomers with Division I experience (31 games) joining Montaque Gill-Caesar and Valentine Izundu.

* Entered the season as the only newcomer with Division I postseason experience (2015 NCAA tournament).

Season Highlights

* Scored 11 points behind a career-high two three-pointers and grabbed a team-high seven rebounds vs. California (11-21-16).

* Made a trio of treys en route to 15 points and had a team-high-tying eight rebounds in only 17 minutes vs. Savannah State (11-28-16).

2016-17 GAME-BY-GAME STATISTICS

Opponent	GS	FG	3FG	FT	O-D-R	PF	TP	A	TO	B	S	MP	
San Diego		DNP - Injured											
at Gonzaga		Did Not Travel											
San Diego Christian		DNP - Injured											
vs. California	3-6	2-5	3-4	2-5-7	3	11	1	0	1	1	1	21	
Savannah State	5-12	3-8	2-2	3-5-8	1	15	0	0	0	0	0	17	
at Loyola													
at Grand Canyon													
Arizona State													
Alabama State													
vs. Southern Miss													
vs. TBD													
vs. TBD													
New Mexico													
at Nevada													
at Boise State													
San Jose State													
Utah State													
at UNLV													
at Air Force													
Colorado State													
Wyoming													
at Fresno State													
at San Jose State													
Nevada													
at Utah State													
UNLV													
Fresno State													
at Colorado State													
Air Force													
at New Mexico													

MISCELLANEOUS STATS / SAN DIEGO STATE RECORD

Category	2016-17 Season		Career Games	Career SDSU W/L
	Games	SDSU W/L		
Double-Figure Scoring	2	2-0	3	2-0
Double-Figure Rebounds	0	0-0	0	0-0
Double-Doubles	0	0-0	0	0-0
Led SDSU in Scoring	0	0-0	0	0-0
Led SDSU in Rebounding	2	2-0	2	2-0
Led SDSU in Assists	0	0-0	0	0-0
15+ Point Games	1	1-0	2	1-0
One Turnover or Less	2	2-0	30	2-0
Multiple Three-Pointers	2	2-0	2	2-0
Consecutive Games	Current	Long		
Double-Figure Scoring	2	2		
With At Least 1 Assist	0	1		
Played 30 or More Minutes	0	0		
Consecutive Made FTs	4	4		

► HOETZEL CAREER STATISTICS

* - Indiana

Year	G-GS	Min.-Avg.	FG-FGA	Pct.	3P-3PA	Pct.	FT-FTA	Pct.	OR	DR	Reb	Avg.	PF-D	AT	TO	BS	ST	Pts	Avg.
14-15*	31-0	240-7.7	24-56	.429	10-29	.345	15-21	.714	10	31	41	1.3	32-1	10	13	3	4	73	2.4
16-17	2-0	38-19.0	8-18	.444	5-13	.385	5-6	.833	5	10	15	7.5	4-0	1	0	1	1	26	13.0
Totals	33-0	278-8.4	32-74	.432	15-42	.357	20-27	.741	15	41	56	1.7	36-1	11	13	4	5	99	3.0

SEASON / CAREER HIGHS

Points

Season 4 vs. SD Christian (11-16-16)
 Career 9 vs. SD Christian (11-18-15)

Rebounds

Season 9 vs. SD Christian (11-16-16)
 Career 9 vs. SD Christian (11-16-16)

Assists

Season 3 vs. Savannah State (11-28-16)
 3 vs. SD Christian (11-16-16)
 Career 4 vs. Nicholls (12-10-15)

Field Goals

Season 2 vs. SD Christian (11-16-16)
 Career 3 vs. SD Christian (11-18-15)

Field Goals Attempted

Season 4 vs. San Diego (11-11-16)
 Career 4 vs. San Diego (11-11-16)

Three-Point Field Goals

Season 1 at Gonzaga (11-14-16)
 1 vs. San Diego (11-11-16)
 Career 1 at Gonzaga (11-14-16)
 1 vs. San Diego (11-11-16)
 1 at Fresno State (1-3-15)
 1 vs. Ball State (12-20-14)
 1 at Fresno State (3-1-14)

Three-Point FG Attempted

Season 1 at Gonzaga (11-14-16)
 1 vs. San Diego (11-11-16)
 Career 1 at Gonzaga (11-14-16)
 1 vs. San Diego (11-11-16)
 1 vs. Little Rock (11-21-15)
 1 vs. Illinois State (11-13-15)
 1 vs. Ball State (12-20-14)
 1 at Fresno State (3-1-14)

Free Throws

Season
 Career 3 vs. SD Christian (11-18-15)

Free Throws Attempted

Season
 Career 3 vs. SD Christian (11-18-15)
 3 at Fresno State (3-1-14)

Steals

Season 2 vs. San Diego (11-11-16)
 Career 2 vs. San Diego (11-11-16)
 2 vs. Nicholls (12-10-15)
 2 vs. Little Rock (11-21-15)
 2 vs. SD Christian (12-27-14)
 2 vs. UC Riverside (12-22-14)

Blocked Shots

Season
 Career 1 vs. San José State (2-25-14)
 1 vs. Coll. of Charleston (11-28-13)

Minutes Played

Season 30 vs. SD Christian (11-16-16)
 Career 30 vs. SD Christian (11-16-16)



11 • D'ERRYL WILLIAMS

GUARD • 6-3 • 205 • SENIOR - 3L
 SACRAMENTO, CALIF. (SHELDON HIGH)

Quick Hits

- * Has committed only 23 turnovers in his career (463 minutes).
- * Equaled his career high for three-pointers in a single season just two games into the 2016-17 campaign.
- * Six of his seven assists on the season have come in his last two games.

Season Highlights

- * Played what was then a career-high 29 minutes and led the team with a game-high five rebounds while adding three points and a career-high two steals vs. San Diego (11-11-16).
- * Knocked down a three-pointer, on his only attempt, for the second straight game at No. 14/14 Gonzaga (11-14-16).
- * Set a career high for minutes (30) and rebounds (game-high 9), while adding a season-high four points and three assists vs. San Diego Christian (11-16-16).
- * Equaled his season high with three assists in 10 minutes vs. Savannah State (11-28-16).

2016-17 GAME-BY-GAME STATISTICS

Opponent	GS	FG	3FG	FT	O-D-R	PF	TP	A	TO	B	S	MP
San Diego	1-4	1-1	0-0	1-4-5	4	3	1	0	0	2	2	29
at Gonzaga	1-2	1-1	0-0	0-0-0	2	3	0	1	0	1	0	7
San Diego Christian vs. California	2-2	0-0	0-0	1-8-9	2	4	3	1	0	0	0	30
Savannah State	0-0	0-0	0-0	0-2-2	1	0	3	1	0	0	0	10
at Loyola												
at Grand Canyon												
Arizona State												
Alabama State												
vs. Southern Miss												
vs. TBD												
vs. TBD												
New Mexico												
at Nevada												
at Boise State												
San Jose State												
Utah State												
at UNLV												
at Air Force												
Colorado State												
Wyoming												
at Fresno State												
at San Jose State												
Nevada												
at Utah State												
UNLV												
Fresno State												
at Colorado State												
Air Force												
at New Mexico												

MISCELLANEOUS STATS / SAN DIEGO STATE RECORD

Category	2016-17 Season		Career Games	Career SDSU W/L
	Games	SDSU W/L		
Double-Figure Scoring	0	0-0	0	0-0
20-Point Games	0	0-0	0	0-0
Led SDSU in Scoring	0	0-0	0	0-0
Led SDSU in Rebounding	2	2-0	2	2-0
Led SDSU in Assists	0	0-0	3	2-1
Multiple 3FG	0	0-0	0	0-0
Multiple Steals	1	1-0	5	4-1
One Turnover or Less	4	3-1	57	45-12
Consecutive Games	Current	Long		
Consecutive Games Played	1	7		
One Turnover or Less	16	25		
Scoring A Point	0	5		
Double-Figure Scoring	0	0		
With At Least 1 Assist	2	2		

► WILLIAMS CAREER STATISTICS

Year	G-GS	Min.-Avg.	FG-FGA	Pct.	3P-3PA	Pct.	FT-FTA	Pct.	OR	DR	Reb	Avg.	PF-D	AT	TO	BS	ST	Pts	Avg.
13-14	20-0	127-6.4	4-12	.333	1-1	1.000	4-9	.444	3	8	11	0.6	17-0	8	3	2	0	13	0.7
14-15	17-0	129-7.6	8-14	.571	2-3	.667	1-2	.500	3	9	12	0.7	12-0	7	8	0	10	19	1.1
15-16	19-0	131-6.9	8-19	.421	0-3	.000	8-14	.571	1	12	13	0.7	17-0	6	9	0	6	24	1.3
16-17	4-0	76-19.0	4-8	.500	2-2	1.000	0-0	.000	2	14	16	4.0	9-0	7	3	0	3	10	2.5
Totals	60-0	463-7.7	24-53	.453	5-9	.556	13-25	.520	9	43	52	0.9	55-0	28	23	2	19	66	1.1

CAREER HIGHS

Points

Career

Rebounds

Career 1 vs. Savannah State (11-28-16)

Assists

Career

Field Goals

Career

Field Goals Attempted

Career 3 vs. SD Christian (11-16-16)

Three-Point Field Goals

Career

Three-Point FG Attempted

Career 2 vs. SD Christian (11-16-16)

Free Throws

Career

Free Throws Attempted

Career

Steals

Career 1 vs. Savannah State (11-28-16)
1 vs. SD Christian (11-16-16)

Blocked Shots

Career 1 vs. SD Christian (11-16-16)

Minutes Played

Career 12 vs. SD Christian (11-16-16)



12 • EMMANUEL WILSON

GUARD • 6-2 • 185 • FRESHMAN - RS
DALLAS, TEXAS (PLANO EAST SENIOR HIGH)

Quick Hits

- * Seen action four times this season (two exhibitions, two games).
- * Has a steal in both of his regular-season appearances.
- * Made the team last season through the school's open tryouts.

Season Highlights

- * Made his collegiate debut vs. San Diego Christian (11-16-16) and had one blocked shot and one steal in 12 minutes.
- * Had one rebound and one steals vs. Savannah State (11-28-16).

2016-17 GAME-BY-GAME STATISTICS

Opponent	GS	FG	3FG	FT	O-D-R	PF	TP	A	TO	B	S	MP
San Diego												
at Gonzaga												
San Diego Christian	0-3	0-2	0-0	0-0-0	3	0	0	3	1	1	1	12
vs. California												
Savannah State	0-1	0-1	0-0	0-1-1	0	0	0	1	0	1	3	
at Loyola												
at Grand Canyon												
Arizona State												
Alabama State												
vs. Southern Miss												
vs. TBD												
vs. TBD												
New Mexico												
at Nevada												
at Boise State												
San Jose State												
Utah State												
at UNLV												
at Air Force												
Colorado State												
Wyoming												
at Fresno State												
at San Jose State												
Nevada												
at Utah State												
UNLV												
Fresno State												
at Colorado State												
Air Force												
at New Mexico												

MISCELLANEOUS STATS / SAN DIEGO STATE RECORD

Category	2016-17 Season	
	Games	SDSU W/L
Double-Figure Scoring	0	0-0
20-Point Games	0	0-0
Led SDSU in Scoring	0	0-0
Led SDSU in Rebounding	0	0-0
Led SDSU in Assists	0	0-0
Multiple 3FG	0	0-0
Multiple Steals	0	0-0
One Turnover or Less	1	1-0
Consecutive Games	Current	Long
Consecutive Games Played	1	1
One Turnover or Less	1	1
Scoring A Point	0	0
Double-Figure Scoring	0	0
With At Least 1 Assist	0	0

► WILSON CAREER STATISTICS

Year	G-GS	Min.-Avg.	FG-FGA	Pct.	3P-3PA	Pct.	FT-FTA	Pct.	OR	DR	Reb	Avg.	PF-D	AT	TO	BS	ST	Pts	Avg.
16-17	2-0	15-7.5	0-4	.000	0-3	.000	0-0	.000	0	0	1	0.5	3-0	0	4	1	2	0	0.0

SEASON / CAREER HIGHS

Points

Season 18 vs. Savannah State (11-28-16)
 Career 18 vs. Savannah State (11-28-16)

Rebounds

Season 8 vs. Savannah State (11-28-16)
 Career 11 vs. Grand Canyon (12-18-15)

Assists

Season 2 vs. SD Christian (11-16-16)
 2 at Gonzaga (11-14-16)
 Career 4 vs. Kansas (12-22-15)

Field Goals

Season 6 vs. Savannah State (11-28-16)
 Career 6 vs. Savannah State (11-28-16)

Field Goals Attempted

Season 10 vs. SD Christian (11-16-16)
 Career 10 vs. SD Christian (11-16-16)
 10 vs. California (11-26-15)

Three-Point Field Goals

Season 1 vs. California (11-21-16)
 Career 1 vs. California (11-21-16)
 1 vs. Biola (12-7-15)
 1 vs. East Carolina (11-23-15)

Three-Point FG Attempted

Season 1 vs. California (11-21-16)
 1 vs. SD Christian (11-16-16)
 1 vs. San Diego (11-11-16)
 Career 3 vs. Biola (12-7-15)

Free Throws

Season 6 vs. Savannah State (11-28-16)
 Career 7 at Nevada (1-26-16)
 7 vs. San José State (1-6-16)
 7 vs. Nicholls (12-10-15)
 7 vs. California (11-26-15)
 7 vs. SD Christian (11-18-15)

Free Throws Attempted

Season 7 vs. Savannah State (11-28-16)
 Career 10 vs. Nicholls (12-10-15)

Steals

Season 3 vs. SD Christian (11-16-16)
 Career 3 vs. SD Christian (11-16-16)

Blocked Shots

Season 1 vs. Savannah State (11-28-16)
 1 at Gonzaga (11-14-16)
 1 vs. San Diego (11-11-16)
 Career 4 at Fresno State (2-10-16)

Minutes Played

Season 36 vs. San Diego (11-11-16)
 Career 36 vs. San Diego (11-11-16)



14 • ZYLAN CHEATHAM

FORWARD • 6-9 • 220 • SOPHOMORE - 1L
 PHOENIX, ARIZ. (SOUTH MOUNTAIN HIGH)

Quick Hits

- * Has started every game this season.
- * Is tied for the team lead with seven steals (Trey Kell).
- * Shot at least 50 percent from the floor in each of his last three games.
- * His 6-for-6 effort from the field vs. Savannah State (11-28-16) was tied for the third-best shooting performance of the Steve Fisher era.

Season Highlights

- * Played a career-high 36 minutes and did not commit a foul for an injury-plagued team vs. San Diego (11-11-16).
- * Had a team-high six rebounds and two assists at No. 14/14 Gonzaga (11-14-16).
- * Posted season highs in points (15), rebounds (7), assists (2) and steals (career-high 3) vs. San Diego Christian (11-16-16).
- * Scored a career-high 18 points after making a career-high six field goals (6-for-6) and grabbed a team-high eight rebounds in 22 minutes vs. Savannah State (11-28-16).

2016-17 GAME-BY-GAME STATISTICS

Opponent	GS	FG	3FG	FT	O-D-R	PF	TP	A	TO	B	S	MP
San Diego	*	3-7	0-1	2-3	2-2-4	0	8	1	1	1	1	36
at Gonzaga	*	1-3	0-0	2-2	0-6-6	3	4	2	3	1	1	31
San Diego Christian	*	5-10	0-1	5-6	2-5-7	3	15	2	5	0	3	33
vs. California	*	3-6	1-1	1-3	1-1-2	4	8	0	0	0	0	21
Savannah State	*	6-6	0-0	6-7	3-5-8	3	18	1	0	1	2	22
at Loyola												
at Grand Canyon												
Arizona State												
Alabama State												
vs. Southern Miss												
vs. TBD												
vs. TBD												
New Mexico												
at Nevada												
at Boise State												
San Jose State												
Utah State												
at UNLV												
at Air Force												
Colorado State												
Wyoming												
at Fresno State												
at San Jose State												
Nevada												
at Utah State												
UNLV												
Fresno State												
at Colorado State												
Air Force												
at New Mexico												

MISCELLANEOUS STATS / SAN DIEGO STATE RECORD

Category	2016-17 Season		Career	
	Games	SDSU W/L	Games	SDSU W/L
Double-Figure Scoring	2	2-0	12	10-2
Double-Figure Rebounds	0	0-0	6	4-2
Double-Doubles	0	0-0	2	2-0
Led SDSU in Scoring	1	1-0	3	2-1
Led SDSU in Rebounding	2	1-1	13	7-6
Led SDSU in Assists	1	0-1	5	2-3
15+ Point Games	2	2-0	4	4-0
15+ Rebound Games	0	0-0	0	0-0
Consecutive Games	Current	Long		
Double-Figure Scoring	1	2		
With At Least 1 Assist	1	6		
Played 30 or More Minutes	0	3		
Consecutive Made FTs	0	8		

► CHEATHAM CAREER STATISTICS

Year	G-GS	Min.-Avg.	FG-FGA	Pct.	3P-3PA	Pct.	FT-FTA	Pct.	OR	DR	Reb	Avg.	PF-D	AT	TO	BS	ST	Pts	Avg.
15-16	38-26	791-20.8	93-176	.528	3-17	.176	111-155	.716	62	143	205	5.4	87-2	36	72	26	22	300	7.9
16-17	5-5	143-28.6	18-32	.563	1-3	.333	16-21	.762	8	19	27	5.4	13-0	6	9	3	7	53	10.6
Totals	43-31	934-21.7	111-208	.534	4-20	.200	127-176	.722	70	162	232	5.4	100-2	42	81	29	29	353	8.2

SEASON / CAREER HIGHS

Points

Season 15 vs. Savannah State (11-28-16)
 Career 16 at Colorado State (1-24-15)

Rebounds

Season 4 vs. Savannah State (11-28-16)
 Career 5 vs. Nevada (3-7-15)
 5 vs. UC Riverside (12-22-14)
 5 at UNLV (3-14-14)
 5 vs. St. Katherine (12-27-13)

Assists

Season
 Career 6 vs. Air Force (2-13-16)

Field Goals

Season 5 vs. Savannah State (11-28-16)
 Career 6 at Colorado State (1-24-15)

Field Goals Attempted

Season 13 vs. Savannah State (11-28-16)
 Career 13 vs. Savannah State (11-28-16)

Three-Point Field Goals

Season 5 vs. Savannah State (11-28-16)
 Career 5 vs. Savannah State (11-28-16)

Three-Point FG Attempted

Season 12 vs. Savannah State (11-28-16)
 Career 12 vs. Savannah State (11-28-16)
 12 vs. Air Force (12-31-14)

Free Throws

Season 1 vs. California (11-21-16)
 Career 3 vs. San José State (2-25-14)

Free Throws Attempted

Season 2 vs. California (11-21-16)
 Career 4 vs. Fresno State (1-15-14)
 4 vs. St. Katherine (12-27-13)

Steals

Season
 Career 3 at Wyoming (1-14-15)

Blocked Shots

Season
 Career 3 at Air Force (1-20-15)

Minutes Played

Season 21 vs. Savannah State (11-28-16)
 Career 29 at Boise State (2-8-15)



20 • MATT SHRIGLEY

FORWARD • 6-6 • 190 • SENIOR - 3L
 SAN DIEGO, CALIF. (LA COSTA CANYON HIGH)

Quick Hits

- * Has played the second-most games among all Aztecs (87).
- * Made eight three-pointers in his last two games, his most over a two-game period in his career.
- * Has knocked down 103 career three-pointers, which is the most on the team and the 14th-most in school history.
- * Only committed 49 turnovers in 1,466 career minutes.

Season Highlights

- * Made his season debut at No. 14/14 Gonzaga (11-14-16) and had three rebounds in 14 minutes after missing the opener vs. San Diego (11-11-16) due to an ankle injury.
- * Knocked down three treys en route to 10 points vs. California (11-21-16).
- * Established a career high with five three-pointers and finished with 15 points vs. Savannah State (11-28-16).

2016-17 GAME-BY-GAME STATISTICS

Opponent	GS	FG	3FG	FT	O-D-R	PF	TP	A	TO	B	S	MP	
San Diego		DNP - Injured											
at Gonzaga	0-2	0-2	0-0	1-2-3	0	0	0	0	0	0	0	14	
San Diego Christian		DNP - Injured											
vs. California	3-7	3-7	1-2	0-1-1	1	10	0	0	0	0	0	19	
Savannah State	5-13	5-12	0-0	0-4-4	1	15	0	0	0	0	0	21	
at Loyola													
at Grand Canyon													
Arizona State													
Alabama State													
vs. Southern Miss													
vs. TBD													
vs. TBD													
New Mexico													
at Nevada													
at Boise State													
San Jose State													
Utah State													
at UNLV													
at Air Force													
Colorado State													
Wyoming													
at Fresno State													
at San Jose State													
Nevada													
at Utah State													
UNLV													
Fresno State													
at Colorado State													
Air Force													
at New Mexico													

MISCELLANEOUS STATS / SAN DIEGO STATE RECORD

Category	2016-17 Season Games	SDSU W/L	Career Games	Career SDSU W/L
Double-Figure Scoring	2	2-0	17	15-2
20-Point Games	0	0-0	0	0-0
Led SDSU in Scoring	0	0-0	1	1-0
Led SDSU in Rebounding	0	0-0	0	0-0
Led SDSU in Assists	0	0-0	4	2-2
Multiple 3FG	2	2-0	27	23-4
Multiple Steals	0	0-0	7	6-1
One Turnover or Less	3	2-1	71	56-15
Consecutive Games	Current	Long		
Consecutive Games Played	2	36		
Without Fouling Out	87	87		
Scoring A Point	2	11		
Double-Figure Scoring	2	3		
With At Least 1 Assist	0	9		

► SHRIGLEY CAREER STATISTICS

Year	G-GS	Min.-Avg.	FG-FGA	Pct.	3P-3PA	Pct.	FT-FTA	Pct.	OR	DR	Reb	Avg.	PF-D	AT	TO	BS	ST	Pts	Avg.
13-14	36-3	568-15.8	63-168	.375	40-113	.354	22-33	.667	8	48	56	1.6	54-0	18	17	12	14	188	5.2
14-15	30-17	632-21.1	53-156	.340	41-126	.325	6-6	1.000	6	43	49	1.6	38-0	31	26	9	24	153	5.1
15-16	18-0	212-11.8	15-54	.278	14-49	.286	0-1	.000	3	15	18	1.0	18-0	11	6	2	2	44	2.4
16-17	3-0	54-18.0	8-22	.364	8-21	.381	1-2	.500	1	7	8	2.7	2-0	0	0	0	0	25	8.3
Totals	87-20	1,466-16.9	139-400	.348	103-309	.333	29-42	.690	18	113	131	1.5	112-0	60	49	23	40	410	4.7

SEASON / CAREER HIGHS

Points

Season 14 vs. California (11-21-16)
Career 22 at Colorado State (1-24-15)

Rebounds

Season 5 vs. Savannah State (11-28-16)
5 vs. California (11-21-16)
Career 12 vs. Washington (3-21-16)

Assists

Season 1 vs. Savannah State (11-28-16)
Career 5 vs. UNLV (3-5-16)

Field Goals

Season 6 vs. California (11-21-16)
Career 9 at Colorado State (1-24-15)

Field Goals Attempted

Season 10 vs. California (11-21-16)
Career 16 vs. Fresno State (3-12-16)

Three-Point Field Goals

Season
Career 4 at Colorado State (1-24-15)

Three-Point FG Attempted

Season 2 vs. Savannah State (11-28-16)
Career 5 vs. Georgia Tech (3-23-16)
5 vs. Utah State (3-10-16)
5 vs. Air Force (2-13-16)
5 at Long Beach State (12-1-15)
5 vs. SD Christian (11-18-15)
5 vs. Utah State (1-31-15)

Free Throws

Season 2 vs. Savannah State (11-28-16)
2 vs. California (11-21-16)
Career 6 at New Mexico (3-1-16)

Free Throws Attempted

Season 3 vs. Savannah State (11-28-16)
3 vs. California (11-21-16)
Career 6 at New Mexico (3-1-16)
6 vs. San José State (1-6-16)
6 vs. West Virginia (11-27-15)

Steals

Season 1 vs. California (11-21-16)
Career 2 vs. New Mexico (2-6-16)
2 vs. California (11-26-15)
2 vs. Bakersfield (11-20-14)

Blocked Shots

Season 2 vs. Savannah State (11-28-16)
Career 3 vs. Colorado State (2-2-16)
3 vs. Nevada (3-7-15)
3 vs. Boise State (2-28-15)

Minutes Played

Season 22 vs. Savannah State (11-28-16)
Career 37 at New Mexico (3-1-16)



21 • MALIK POPE

FORWARD • 6-10 • 220 • JUNIOR - 2L
SACRAMENTO, CALIF. (LAGUNA CREEK HIGH)

Quick Hits

* Missed the first three games of the season (knee), but debuted vs. California (11-21-16).

* Had the second-highest three-point field-goal percentage (.373) and made the third-most three-pointers on the team (38) in 2015-16 despite averaging the sixth-most minutes (21.3).

* Scored in double figures in eight of his last 11 games and in 10 of his last 15.

* Nine of his 17 career double-figure scoring efforts came away from Viejas Arena.

Season Highlights

* Scored SDSU's first six points vs. California (11-21-16) and finished with 14 to go with five rebounds vs. California (11-21-16).

* Blocked a team-high two shots vs. Savannah State (11-28-16).

2016-17 GAME-BY-GAME STATISTICS

Opponent	GS	FG	3FG	FT	O-D-R	PF	TP	A	TO	B	S	MP
San Diego		DNP - Injured										
at Gonzaga		DNP - Injured										
San Diego Christian		DNP - Injured										
vs. California	*	6-10	0-1	2-3	4-1-5	5	14	0	2	0	1	19
Savannah State	*	3-7	0-2	2-3	1-4-5	0	8	1	3	2	0	22
at Loyola												
at Grand Canyon												
Arizona State												
Alabama State												
vs. Southern Miss												
vs. TBD												
vs. TBD												
New Mexico												
at Nevada												
at Boise State												
San Jose State												
Utah State												
at UNLV												
at Air Force												
Colorado State												
Wyoming												
at Fresno State												
at San Jose State												
Nevada												
at Utah State												
UNLV												
Fresno State												
at Colorado State												
Air Force												
at New Mexico												

MISCELLANEOUS STATS / SAN DIEGO STATE RECORD

Category	2016-17 Season Games	SDSU W/L	Career Games	Career SDSU W/L
Double-Figure Scoring	1	1-0	17	14-3
Double-Doubles	0	0-0	4	3-1
Led SDSU in Scoring	0	0-0	7	4-3
Led SDSU in Rebounding	0	0-0	10	7-3
Led SDSU in Assists	0	0-0	5	4-1
15+ Point Games	0	0-0	7	5-2
2+ Assist Games	0	0-0	10	8-2
Consecutive Games	Current	Long		
Double-Figure Scoring	0	4		
With At Least 1 Assist	1	5		
Played 30 or More Minutes	0	1		
Consecutive Made FTs	0	8		

► POPE CAREER STATISTICS

Year	G-GS	Min.-Avg.	FG-FGA	Pct.	3P-3PA	Pct.	FT-FTA	Pct.	OR	DR	Reb	Avg.	PF-D	AT	TO	BS	ST	Pts	Avg.
14-15	31-0	459-14.8	56-123	.455	20-49	.408	27-40	.675	25	59	84	2.7	30-0	19	25	24	8	159	5.1
15-16	38-16	810-21.3	101-252	.401	38-102	.373	37-57	.649	33	156	189	5.0	56-1	29	41	29	10	277	7.3
16-17	2-2	41-20.5	9-17	.529	0-3	.000	4-6	.667	5	5	10	5.0	5-1	1	5	2	1	22	11.0
Totals	71-18	1,310-18.5	166-392	.423	58-154	.377	68-103	.660	63	220	283	4.0	91-2	49	71	55	19	458	6.5

SEASON / CAREER HIGHS

Points

Season 12 vs. Savannah State (11-28-16)
Career 21 vs. UMKC (11-14-14)

Rebounds

Season 6 at Gonzaga (11-14-16)
Career 7 vs. UMKC (11-14-14)

Assists

Season
Career 3 vs. Florida (2-24-15)

Field Goals

Season 4 vs. Savannah State (11-28-16)
Career 9 vs. UMKC (11-14-14)

Field Goals Attempted

Season 9 vs. Savannah State (11-28-16)
Career 23 vs. UMKC (11-14-14)

Three-Point Field Goals

Season 2 vs. Savannah State (11-28-16)
Career 4 at Chaminade (11-26-14)

Three-Point FG Attempted

Season 4 vs. Savannah State (11-28-16)
4 at Gonzaga (11-14-16)
Career 8 at Chaminade (11-26-14)

Free Throws

Season 2 vs. Savannah State (11-28-16)
Career 8 vs. Arizona (11-24-14)

Free Throws Attempted

Season 2 vs. Savannah State (11-28-16)
2 vs. SD Christian (11-16-16)
2 at Gonzaga (11-14-16)
Career 12 vs. Arizona (11-24-14)

Steals

Season 1 vs. Savannah State (11-28-16)
Career 3 at Chaminade (11-26-14)

Blocked Shots

Season
Career 1 vs. Oklahoma State (12-30-14)
1 vs. Elon (12-11-14)

Minutes Played

Season 32 vs. San Diego (11-11-16)
Career 36 vs. UMKC (11-14-14)



23 • MONTAQUE GILL-CAESAR

GUARD • 6-6 • 215 • SOPHOMORE - TR
VAUGHAN, ONTARIO, CANADA (MISSOURI)

Quick Hits

* His 9.1 scoring average as a freshman in 2014-15 would have ranked fourth on the team last season.

* Averaged 11.0 points at the 2014 Maui Invitational, the same tournament the Aztecs competed in.

* Scored 15 or more points in seven of his 13 double-digit scoring efforts in 2014-15.

Season Highlights

* Started his first SDSU game vs. San Diego (11-11-16) after becoming eligible following his transfer, making him the first to do so since Josh Davis in 2013-14.

* Came off the bench to grab a team-best six rebounds at No. 14/14 Gonzaga (11-14-16).

* Posted 12 points, which was one more than he had coming into the game, and five rebounds vs. Savannah State (11-28-16).

2016-17 GAME-BY-GAME STATISTICS

Opponent	GS	FG	3FG	FT	O-D-R	PF	TP	A	TO	B	S	MP
San Diego	*	1-6	0-2	0-0	1-3-4	3	2	0	2	0	0	32
at Gonzaga		2-8	1-4	1-2	0-6-6	1	6	0	2	0	0	20
San Diego Christian	*	0-2	0-0	1-2	0-1-1	0	1	0	0	0	0	8
vs. California		1-4	0-1	0-1	0-1-1	2	2	0	1	0	0	6
Savannah State		4-9	2-4	2-2	3-2-5	0	12	0	2	0	1	19
at Loyola												
at Grand Canyon												
Arizona State												
Alabama State												
vs. Southern Miss												
vs. TBD												
vs. TBD												
New Mexico												
at Nevada												
at Boise State												
San Jose State												
Utah State												
at UNLV												
at Air Force												
Colorado State												
Wyoming												
at Fresno State												
at San Jose State												
Nevada												
at Utah State												
UNLV												
Fresno State												
at Colorado State												
Air Force												
at New Mexico												

MISCELLANEOUS STATS / SAN DIEGO STATE RECORD

Category	2016-17 Season		Career Games	Career SDSU W/L
	Games	SDSU W/L		
Double-Figure Scoring	1	1-0	14	1-0
Double-Figure Rebounds	0	0-0	0	0-0
Double-Doubles	0	0-0	0	0-0
Led SDSU in Scoring	0	0-0	0	0-0
Led SDSU in Rebounding	1	0-1	1	0-1
Led SDSU in Assists	0	0-0	0	0-0
15+ Point Games	0	0-0	7	0-0
One Turnover or Less	2	2-0	13	2-0
Multiple Three-Pointers	1	1-0	9	1-0
Consecutive Games	Current	Long		
Double-Figure Scoring	1	1		
With At Least 1 Assist	0	0		
Played 30 or More Minutes	0	1		
Consecutive Made FTs	2	2		

► GILL-CAESAR CAREER STATISTICS

* - Missouri

Year	G-GS	Min.-Avg.	FG-FGA	Pct.	3P-3PA	Pct.	FT-FTA	Pct.	OR	DR	Reb	Avg.	PF-D	AT	TO	BS	ST	Pts	Avg.
14-15*	27-13	647-24.0	84-231	.364	29-94	.309	49-66	.742	20	60	80	3.0	55-1	14	52	2	19	246	9.1
16-17	5-2	85-17.0	8-29	.2776	3-11	.273	4-7	.571	4	13	17	3.4	6-0	0	7	0	1	23	4.6
Totals	32-15	732-22.9	92-260	.354	32-105	.305	53-73	.726	24	73	97	3.0	61-1	14	59	2	20	269	8.4

CAREER HIGHS

Points

Career 4 vs. SD Christian (11-16-16)

Rebounds

Career 1 vs. Savannah State (11-28-16)
1 vs. SD Christian (11-16-16)

Assists

Career

Field Goals

Career 2 vs. SD Christian (11-16-16)

Field Goals Attempted

Career 6 vs. SD Christian (11-16-16)

Three-Point Field Goals

Career

Three-Point FG Attempted

Career 1 vs. SD Christian (11-16-16)
1 at Gonzaga (11-14-16)

Free Throws

Career

Free Throws Attempted

Career

Steals

Career

Blocked Shots

Career

Minutes Played

Career 18 vs. SD Christian (11-16-16)



24 • NOLAN NARAIN

FORWARD • 6-9 • 220 • FRESHMAN - RS
HAMILTON, ONTARIO, CANADA (LA LUMIERE SCHOOL)

Quick Hits

- * Has seen action in four games this season.
- * Is one of six players this season that stand 6-9 or taller.

Season Highlights

- * Made his first field-goal attempt of his career (1-1) in four minutes of action vs. San Diego (11-11-16).
- * Played 10 minutes at No. 14/14 Gonzaga (11-14-16).
- * Scored four points and grabbed his first career rebound vs. San Diego Christian (11-16-16).

2016-17 GAME-BY-GAME STATISTICS

Opponent	GS	FG	3FG	FT	O-D-R	PF	TP	A	TO	B	S	MP
San Diego	1-1	0-0	0-0	0-0-0	1	2	0	0	0	0	0	4
at Gonzaga	0-3	0-1	0-0	0-0-0	1	0	0	0	0	0	0	10
San Diego Christian	2-6	0-1	0-0	0-1-1	2	4	0	1	0	0	0	18
vs. California	DNP - CD											
Savannah State	0-3	0-0	0-0	0-1-1	0	0	0	0	0	0	0	5
at Loyola												
at Grand Canyon												
Arizona State												
Alabama State												
vs. Southern Miss												
vs. TBD												
vs. TBD												
New Mexico												
at Nevada												
at Boise State												
San Jose State												
Utah State												
at UNLV												
at Air Force												
Colorado State												
Wyoming												
at Fresno State												
at San Jose State												
Nevada												
at Utah State												
UNLV												
Fresno State												
at Colorado State												
Air Force												
at New Mexico												

MISCELLANEOUS STATS / SAN DIEGO STATE RECORD

Category	2016-17 Season	
	Games	SDSU W/L
Double-Figure Scoring	0	0-0
15-Point Games	0	0-0
Led SDSU in Scoring	0	0-0
Led SDSU in Rebounding	0	0-0
Led SDSU in Assists	0	0-0
Multiple Steals	0	0-0
One Turnover or Less	4	3-1
Consecutive Games	Current	Long
Consecutive Games Played	1	3
Without Fouling Out	4	4
Scoring A Point	0	1
One Turnover or Less	4	4

► NARAIN CAREER STATISTICS

Year	G-GS	Min.-Avg.	FG-FGA	Pct.	3P-3PA	Pct.	FT-FTA	Pct.	OR	DR	Reb	Avg.	PF-D	AT	TO	BS	ST	Pts	Avg.
16-17	4-0	37-9.3	3-13	.231	0-2	.000	0-0	.000	0	2	2	0.5	4-0	0	1	0	0	6	1.5

SEASON / CAREER HIGHS

Points

Season
Career 6 vs. San José State (2-25-14)

Rebounds

Season
Career 1 vs. UNLV (3-5-16)
1 vs. San Diego Christian (12-27-14)
1 vs. San José State (2-25-14)
1 vs. St. Katherine (12-27-13)
1 vs. McNeese State (12-21-13)

Assists

Season
Career 1 vs. UNLV (3-5-16)
1 vs. St. Katherine (12-27-13)

Field Goals

Season
Career 2 vs. UNLV (3-5-16)
2 vs. San José State (2-25-14)
2 vs. St. Katherine (12-27-13)

Field Goals Attempted

Season
Career 3 vs. UNLV (3-5-16)

Three-Point Field Goals

Season
Career 2 vs. San José State (2-25-14)

Three-Point FG Attempted

Season
Career 2 vs. UNLV (3-5-16)
2 vs. San Diego Christian (12-27-14)
2 vs. UC Riverside (12-22-14)
2 vs. San José State (2-25-14)

Free Throws

Season
Career

Free Throws Attempted

Season
Career

Steals

Season 1 vs. Nicholls (12-10-15)
Career 1 vs. Nicholls (12-10-15)

Blocked Shots

Season
Career 1 vs. San Diego Christian (12-27-14)

Minutes Played

Season
Career 4 vs. St. Katherine (12-27-13)



33 • NIKSHA FEDERICO

FORWARD • 6-7 • 200 • SENIOR - SQ
SAN DIEGO, CALIF. (CATHEDRAL CATHOLIC HIGH)

Quick Hits

- * Has not played this season.
- * A walk-on who made the team through SDSU's open tryout process prior to the 2013-14 campaign.
- * Attempted a shot in five of seven games last year and in 11 of 16 career outings.
- * Has played in 16 career games, including a career-high seven last season.

2016-17 GAME-BY-GAME STATISTICS

Opponent	GS	FG	3FG	FT	O-D-R	PF	TP	A	TO	B	S	MP
San Diego				Did Not Dress								
at Gonzaga				Did Not Travel								
San Diego Christian				Did Not Dress								
vs. California				Did Not Travel								
Savannah State				Did Not Dress								
at Loyola												
at Grand Canyon												
Arizona State												
Alabama State												
vs. Southern Miss												
vs. TBD												
vs. TBD												
New Mexico												
at Nevada												
at Boise State												
San Jose State												
Utah State												
at UNLV												
at Air Force												
Colorado State												
Wyoming												
at Fresno State												
at San Jose State												
Nevada												
at Utah State												
UNLV												
Fresno State												
at Colorado State												
Air Force												
at New Mexico												

MISCELLANEOUS STATS / SAN DIEGO STATE RECORD

Category	2016-17 Season		Career Games	Career SDSU W/L
	Games	SDSU W/L		
Double-Figure Scoring	0	0-0	0	0-0
Double-Figure Rebounds	0	0-0	0	0-0
Double-Doubles	0	0-0	0	0-0
Led SDSU in Scoring	0	0-0	0	0-0
Led SDSU in Rebounding	0	0-0	0	0-0
Led SDSU in Assists	0	0-0	0	0-0
15+ Point Games	0	0-0	0	0-0
One Turnover or Less	0	0-0	16	15-1
Multiple Three-Pointers	0	0-0	1	1-0
Consecutive Games	Current	Long		
Double-Figure Scoring	0	0		
With At Least 1 Assist	0	1		
Played 30 or More Minutes	0	0		
Consecutive Made FTs	0	0		

► FEDERICO CAREER STATISTICS

Year	G-GS	Min.-Avg.	FG-FGA	Pct.	3P-3PA	Pct.	FT-FTA	Pct.	OR	DR	Reb	Avg.	PF-D	AT	TO	BS	ST	Pts	Avg.
13-14	4-0	10-2.5	4-6	.667	3-5	.600	0-0	.000	1	2	3	0.8	1-0	1	0	0	0	11	2.8
14-15	5-0	8-1.6	0-4	.000	0-4	.000	0-0	.000	0	1	1	0.2	1-0	0	0	1	0	0	0.0
15-16	7-0	12-1.7	3-8	.375	2-6	.333	0-0	.000	0	1	1	0.1	1-0	1	0	0	1	8	1.1
16-17																			
Totals	16-0	30-1.9	7-18	.389	5-15	.333	0-0	.000	1	4	5	0.3	3-0	2	0	1	1	19	1.2

SEASON / CAREER HIGHS

Points

Season 25 vs. San Diego (11-11-16)
 Career 25 vs. San Diego (11-11-16)

Rebounds

Season 4 at Gonzaga (11-14-16)
 4 vs. San Diego (11-11-16)
 Career 6 vs. New Mexico (2-6-16)
 6 vs. California (11-26-15)
 6 vs. Illinois State (11-13-15)

Assists

Season 9 vs. Savannah State (11-28-16)
 Career 9 vs. Savannah State (11-28-16)

Field Goals

Season 9 vs. SD Christian (11-16-16)
 9 vs. San Diego (11-11-16)
 Career 16 vs. SD Christian (11-16-16)
 9 vs. San Diego (11-11-16)

Field Goals Attempted

Season 15 vs. California (11-21-16)
 15 vs. San Diego (11-11-16)
 Career 16 vs. New Mexico (2-6-16)
 16 vs. Grand Canyon (12-18-15)

Three-Point Field Goals

Season 4 vs. San Diego (11-11-16)
 Career 4 vs. San Diego (11-11-16)
 4 vs. San José State (1-6-16)
 4 vs. East Carolina (11-23-15)

Three-Point FG Attempted

Season 7 vs. Savannah State (11-28-16)
 Career 7 vs. Savannah State (11-28-16)
 7 vs. New Mexico (2-6-16)
 7 vs. East Carolina (11-23-15)

Free Throws

Season 6 vs. California (11-21-16)
 Career 10 vs. New Mexico (2-6-16)

Free Throws Attempted

Season 7 vs. California (11-21-16)
 Career 10 vs. New Mexico (2-6-16)

Steals

Season 3 vs. San Diego (11-11-16)
 Career 4 at Wyoming (2-24-16)

Blocked Shots

Season 2 vs. California (11-21-16)
 Career 2 vs. California (11-21-16)
 2 vs. Wyoming (12-30-15)
 2 at Utah (11-16-15)

Minutes Played

Season 33 vs. California (11-21-16)
 Career 38 vs. New Mexico (2-6-16)



42 • JEREMY HEMSLEY

GUARD • 6-3 • 190 • SOPHOMORE - 1L
 RANCHO CUCAMONGA, CALIF. (DAMIEN HIGH)

Quick Hits

- * Has 17 assists and committed only two turnovers in his last three games, covering 93 minutes.
- * Became the 12th player in Division I this season to have a game with at least nine assists and zero turnovers when he accomplished the feat vs. Savannah State (11-28-16).
- * SDSU is 9-0 when he has at least four assists, 12-1 when he scored at least 15 points and 19-3 when he commits one turnover or less.
- * Is 9-for-16 from three-point range at home this year.

Season Highlights

- * Set career highs in points (25) and field goals (9), while adding a team-high-tying two assists and a game-high-tying three steals in just 28 minutes vs. San Diego (11-11-16).
- * Led the team with 14 points and two assists at No. 14/14 Gonzaga (11-14-16).
- * Led all players with 23 points on 9-of-12 shooting and five assists vs. San Diego Christian (11-16-16).
- * Had a team-high 15 points, three assists and a career-high two blocked shots vs. California (11-21-16)... He scored 10 straight late in the first half to extend SDSU's six-point lead to 16.
- * Had a career-high nine assists and zero turnovers, while scoring 14 points, vs. Savannah State (11-28-16)... Became the first Aztec to have have a 9-assist, 0-turnover game vs. a Division I opponent since at least 1996-97.

2016-17 GAME-BY-GAME STATISTICS

Opponent	GS	FG	3FG	FT	O-D-R	PF	TP	A	TO	B	S	MP
San Diego	*	9-15	4-5	3-3	0-4-4	4	25	2	1	0	3	28
at Gonzaga	*	5-14	2-6	2-2	0-4-4	0	14	2	5	0	1	32
San Diego Christian	*	9-12	3-4	2-5	0-2-2	0	23	5	1	1	1	32
vs. California	*	4-15	1-1	6-7	0-3-3	2	15	3	1	2	0	33
Savannah State	*	5-14	2-7	2-4	1-2-3	3	14	9	0	1	0	28
at Loyola												
at Grand Canyon												
Arizona State												
Alabama State												
vs. Southern Miss												
vs. TBD												
vs. TBD												
New Mexico												
at Nevada												
at Boise State												
San Jose State												
Utah State												
at UNLV												
at Air Force												
Colorado State												
Wyoming												
at Fresno State												
at San Jose State												
Nevada												
at Utah State												
UNLV												
Fresno State												
at Colorado State												
Air Force												
at New Mexico												

MISCELLANEOUS STATS / SAN DIEGO STATE RECORD

Category	2016-17 Season Games	SDSU W/L	Career Games	Career SDSU W/L
Double-Figure Scoring	5	4-1	31	24-7
Double-Figure Assists	0	0-0	0	0-0
Double-Doubles	0	0-0	0	0-0
Led SDSU in Scoring	4	3-1	18	13-5
Led SDSU in Rebounding	0	0-0	0	0-0
Led SDSU in Assists	5	4-1	18	14-4
15+ Point Games	3	3-0	13	12-1
5+ Assist Games	2	2-0	7	7-0
One Turnover or Less	4	4-0	22	19-3
Consecutive Games	Current	Long		
Double-Figure Scoring	5	8		
With At Least 1 Assist	5	11		
Played 30 or More Minutes	0	4		
Consecutive Made FTs	1	17		

► HEMSLEY CAREER STATISTICS

Year	G-GS	Min.-Avg.	FG-FGA	Pct.	3P-3PA	Pct.	FT-FTA	Pct.	OR	DR	Reb	Avg.	PF-D	AT	TO	BS	ST	Pts	Avg.
15-16	37-25	1,014-27.4	147-342	.430	42-118	.356	107-141	.759	19	70	89	2.4	82-3	68	12	27	443	12.0	
16-17	5-5	153-30.6	32-70	.457	12-23	.522	15-21	.714	1	15	16	3.2	9-0	21	8	4	5	91	18.2
Totals	42-30	1,167-27.8	179-412	.434	54-141	.383	122-162	.753	20	85	105	2.5	91-3	89	79	16	32	534	12.7

SEASON / CAREER HIGHS

Points

Season	7 vs. Savannah State (11-28-16)
Career	10 vs. Arizona State (2-6-16) 10 vs. New Mexico (12-25-15) 10 vs. Idaho State (11-20-15)

Rebounds

Season	7 vs. Savannah State (11-28-16)
Career	7 vs. Savannah State (11-28-16) 7 vs. Arizona State (2-6-16) 7 vs. Idaho State (11-20-15)

Assists

Season	
Career	2 vs. New Mexico (12-25-15)

Field Goals

Season	3 vs. Savannah State (11-28-16)
Career	5 vs. Arizona State (2-6-16)

Field Goals Attempted

Season	5 vs. Savannah State (11-28-16)
Career	7 vs. Arizona State (2-6-16)

Three-Point Field Goals

Season	
Career	

Three-Point FG Attempted

Season	
Career	

Free Throws

Season	1 vs. Savannah State (11-28-16)
Career	4 vs. New Mexico (12-25-15)

Free Throws Attempted

Season	2 vs. Savannah State (11-28-16)
Career	7 vs. New Mexico (12-25-15)

Steals

Season	1 vs. Savannah State (11-28-16)
Career	1 vs. Savannah State (11-28-16) 1 at Oregon (2-24-16) 1 at Utah (2-14-16) 1 vs. Northern Iowa (12-23-15) 1 vs. Oklahoma (12-22-15) 1 vs. Texas Southern (11-28-15) 1 vs. Northern Arizona (11-13-15) 1 at UTEP (2-27-13) 1 vs. Louisiana College (11-19-12)

Blocked Shots

Season	2 vs. Savannah State (11-28-16) 2 at Gonzaga (11-14-16)
Career	2 vs. San Diego (11-11-16) 6 vs. Idaho State (11-20-15)

Minutes Played

Season	24 at Gonzaga (11-14-16)
Career	27 vs. New Mexico (12-25-15)



45 • VALENTINE IZUNDU

CENTER • 6-10 • 240 • SENIOR - TR
HOUSTON, TEXAS (WASHINGTON STATE)

Quick Hits

- * Is a 65.9-percent shooter for his career and has only missed 29 shots in 51 games.
- * Is the team's top shot blocker with 80 career rejections, including 50 last season.
- * Is the third graduate transfer to join the program, following in the footsteps of Garrett Green (2012; LSU) and Josh Davis (2014; Tulane).

Season Highlights

- * Had a game-high two blocked shots and three rebounds in his SDSU debut vs. San Diego (11-11-16).
- * Started for the first time for the Aztecs at No. 14/14 Gonzaga (11-14-16) and had a game-high two blocked shots, five rebounds and his first two points in an SDSU uniform.
- * Scored seven points, matched his career high with seven rebounds and blocked a game-high two shots vs. Savannah State (11-28-16).

2016-17 GAME-BY-GAME STATISTICS

Opponent	GS	FG	3FG	FT	O-D-R	PF	TP	A	TO	B	S	MP
San Diego		0-0	0-0	0-1	2-1-3	0	0	0	0	2	0	16
at Gonzaga	*	1-2	0-0	0-0	2-3-5	3	2	0	1	2	0	24
San Diego Christian		DNP - Injured										
vs. California		0-0	0-0	0-0	0-3-3	4	0	0	0	1	0	19
Savannah State		3-5	0-0	1-2	4-3-7	1	7	0	1	2	1	15
at Loyola												
at Grand Canyon												
Arizona State												
Alabama State												
vs. Southern Miss												
vs. TBD												
vs. TBD												
New Mexico												
at Nevada												
at Boise State												
San Jose State												
Utah State												
at UNLV												
at Air Force												
Colorado State												
Wyoming												
at Fresno State												
at San Jose State												
Nevada												
at Utah State												
UNLV												
Fresno State												
at Colorado State												
Air Force												
at New Mexico												

MISCELLANEOUS STATS / SAN DIEGO STATE RECORD

Category	2016-17 Season		Career Games	Career SDSU W/L
	Games	SDSU W/L		
Double-Figure Scoring	0	0-0	3	0-0
Double-Figure Rebounds	0	0-0	0	0-0
Double-Doubles	0	0-0	0	0-0
Led SDSU in Scoring	0	0-0	0	0-0
Led SDSU in Rebounding	0	0-0	0	0-0
Led SDSU in Assists	0	0-0	0	0-0
15+ Point Games	0	0-0	0	0-0
One Turnover or Less	4	3-1	46	3-1
Multiple Blocked Shots	3	2-1	24	2-1
Consecutive Games	Current	Long		
Double-Figure Scoring	0	0		
With At Least 1 Assist	0	0		
One Turnover or Less	4	4		
Played 30 or More Minutes	0	0		

► IZUNDU CAREER STATISTICS

Year	G-GS	Min.-Avg.	FG-FGA	Pct.	3P-3PA	Pct.	FT-FTA	Pct.	OR	DR	Reb	Avg.	PF-D	AT	TO	BS	ST	Pts	Avg.
12-13*	20-0	159-8.0	16-21	.762	0-0	.000	7-18	.389	11	9	20	1.0	20-0	2	2	22	2	39	2.0
13-14*	4-0	25-6.3	0-1	.000	0-0	.000	0-2	.000	1	2	3	0.8	5-0	1	2	1	0	0	0.0
15-16^	23-13	342-14.9	36-56	.643	0-0	.000	15-34	.441	27	34	61	2.7	52-1	6	19	50	6	87	3.8
16-17	4-1	74-18.5	4-7	.571	0-0	.000	1-3	.333	8	10	18	4.5	8-0	0	2	7	1	9	2.3
Totals	51-14	600-11.8	56-85	.659	0-0	.000	23-57	.404	47	55	102	2.0	85-1	9	25	80	9	135	2.6

* - Houston, ^ - Washington State



Game 1

San Diego State 69
San Diego 59
 Nov. 11, 2016 ♦ San Diego, Calif.
 Viejas Arena ♦ Att.: 12,414

SAN DIEGO - San Diego State rallied from a nine-point first-half deficit to defeat cross-town foe San Diego, 69-59, in the season opener for both teams at Viejas Arena.

The Toreros began the game by making their first four shots from the field, three of which were layups. USD cooled a bit and the Aztecs started to find a rhythm, but the visitors warmed back up and scored seven unanswered points to take a 23-14 lead with 7:56 left.

The teams traded baskets and San Diego regained its nine-point lead with 5:20 remaining before halftime. SDSU, however, took over the game slowly as Trey Kell and Jeremy Hemsley combined to score the team's final 13 points before Olin Carter III made a bucket just before halftime to make it, 35-33, Aztecs.

The second half started much like the first, with USD making a layup right out of the gate and followed it with yet another, this one from Carter III. SDSU answered with layups from Zylan Cheatham and Hemsley to give the home side a 39-37 lead, but Carter III made a pair of free throws to knot the score.

Five consecutive points from Hemsley gave the Aztecs breathing room and it jumpstarted an 18-2 run that put San Diego State ahead, 57-41, with 7:10 to go.

Less than two minutes later, SDSU's lead ballooned to 19 and the Aztecs never looked back. In the final minutes, the Toreros chipped into their deficit before settling for the 10-point loss, which happened to be their eighth straight loss at San Diego State.

The Aztecs, who allowed USD to shoot 54.2 percent in the first half, clamped down in the second and held the Toreros to 44.0-percent shooting in the final 20 minutes.

Hemsley finished with a career-high 25 points and Kell poured in 23 of his own. D'Erryl Williams provided a spark defensively in the first half and was key to shutting USD down on the perimeter, which allowed the Aztecs to get back into the game. The senior finished with career highs in rebounds (5) and steals (2).

USD	FG	3FG	FT	R	F	TP	A	TO	B	S	MP
Neubauer*	3-4	2-3	0-0	3	5	8	3	0	0	0	25
Bailey*	4-10	0-1	0-1	9	3	8	1	3	1	0	32
Barrino*	5-8	0-1	1-4	1	2	11	1	2	0	0	33
Williams*	2-4	0-1	0-0	5	1	4	1	2	0	0	30
Carter III*	6-14	3-7	2-2	2	3	17	0	3	0	0	37
Carbone	0-1	0-0	0-0	0	3	0	1	0	0	0	5
Gray	3-5	1-2	0-1	2	3	7	0	0	1	0	19
Ryder	1-3	0-0	2-2	1	3	4	3	2	0	0	19
Team				5						2	
Totals	24-49	6-15	5-10	28	23	59	10	14	2	0	200

SDSU	FG	3FG	FT	R	F	TP	A	TO	B	S	MP
Cheatham*	3-7	0-1	2-3	4	0	8	1	1	1	1	36
Gill-Caesar*	1-6	0-2	0-0	4	3	2	0	2	0	0	32
Kell*	7-16	2-7	7-9	4	1	23	2	2	1	1	35
Allen*	1-2	0-1	4-6	4	4	6	1	1	0	3	20
Hemsley*	9-15	4-5	3-3	4	4	25	2	1	0	3	28
Williams	1-4	1-1	0-0	5	4	3	1	0	0	2	29
Narain	1-1	0-0	0-0	1	2	0	0	0	0	0	4
Izundu	0-0	0-0	0-1	3	0	0	0	0	0	2	16
Team				3							
Totals	23-51	7-17	16-22	31	17	69	7	7	4	10	200

Halftime: San Diego State 35, San Diego 33. **FG%:** San Diego 49.0, San Diego State 45.1. **3FG%:** San Diego State 41.2, San Diego 40.0. **FT%:** San Diego State 72.7, San Diego 50.0. **Officials:** Tony Padilla, Daryl Gelinis, Tom Nalley. **Technical:** Jeremy Hemsley - San Diego State.



Game 2

No. 14/14 Gonzaga 69
San Diego State 48
 Nov. 14, 2016 ♦ Spokane, Wash.
 McCarthy Athletic Center ♦ Att.: 6,000

SPOKANE, Wash. - SDSU shot the ball poorly and committed 15 turnovers, which led to a 69-48 loss at No. 14/14 Gonzaga.

Both teams opened the game by missing 15 consecutive shots (Gonzaga - 8, San Diego State - 7), but the Aztecs were the ones to eventually jump out to a 6-2 lead.

Once the Bulldogs settled down, they scored 10 unanswered points to move ahead, 12-6. Montaque Gill-Caesar ended SDSU's scoring drought, but it was just the beginning of the Aztecs' tough shooting night as they finished the half by making just two of their 11 attempts from the field.

Gonzaga, on the other hand, outscored San Diego State, 24-13, after the Gill-Caesar basket to take a 36-21 lead at halftime. In the first half, the Aztecs shot 20.7 percent from the field and was 1-for-12 from three-point distance.

San Diego State opened the second half with a Dakarai Allen three-pointer and a Trey Kell bucket to get to within 10 points, but Jordan Mathews hit a three of his own. Jeremy Hemsley answered with a trey on the next possession only to have Mathews hit yet another three-ball to push the Bulldogs lead back to 13. That would be as close as the Aztecs would get the rest of the way.

Mathews, who finished with a game-high 17 points, would go on to make his third three-pointer in the first 3:04 of the period, which spurred a 19-2 run, covering nearly 10 minutes. Kell finally stopped the bleeding with a pair of free throws with 6:30 left in the game, but the game was well in hand for the home team.

Kell and Hemsley each scored 14 points to lead the Aztecs, who shot 28.6 percent for the game and had their 15 turnovers turn into 25 Gonzaga points.

SDSU	FG	3FG	FT	R	F	TP	A	TO	B	S	MP
Kell*	4-15	0-5	6-7	4	0	14	1	2	0	2	35
Allen*	2-7	1-2	0-1	5	2	5	0	0	2	0	27
Cheatham*	1-3	0-0	2-2	6	3	4	2	3	1	1	31
Izundu*	1-2	0-0	0-0	5	3	2	0	1	2	0	24
Hemsley*	5-14	2-6	2-2	4	0	14	2	5	0	1	32
Williams	1-2	1-1	0-0	0	2	3	0	1	0	1	7
Shrigley	0-2	0-2	0-0	3	0	0	0	0	0	0	14
Gill-Caesar	2-8	1-4	1-2	6	1	6	0	2	0	0	20
Narain	0-3	0-1	0-0	0	1	0	0	0	0	0	10
Team				7					1		
Totals	16-56	5-21	11-14	40	12	48	5	15	5	5	200

GU	FG	3FG	FT	R	F	TP	A	TO	B	S	MP
Melson*	1-5	0-2	0-0	1	2	2	1	0	1	1	28
Williams*	1-9	0-1	2-6	5	3	4	1	1	1	1	19
Mathews*	6-10	5-7	0-0	2	1	17	2	0	2	1	26
Williams-Goss*	3-12	0-4	4-4	8	0	10	3	4	0	3	35
Karnowski*	4-7	0-0	0-0	6	4	8	2	0	1	0	16
Alberts	0-2	0-2	0-0	0	0	0	1	0	0	0	5
Perkins	1-6	1-4	0-0	2	2	3	2	2	0	1	25
Bakamus	0-0	0-0	0-0	1	0	1	0	0	0	0	1
Hachimura	0-1	0-1	0-0	1	1	0	0	0	0	0	2
Edwards	1-1	0-0	0-0	0	0	2	0	0	0	0	1
Collins	6-7	0-0	3-3	8	0	15	1	0	2	3	21
Tillie	3-6	2-3	0-1	10	3	8	2	0	1	3	20
Triano	0-0	0-0	0-0	0	0	0	0	0	0	0	1
Team				2							
Totals	26-66	8-24	9-14	45	17	69	16	7	8	13	200

Halftime: Gonzaga 36, San Diego State 21. **FG%:** Gonzaga 39.4, San Diego State 28.6. **3FG%:** Gonzaga 33.3, San Diego State 23.8. **FT%:** San Diego State 78.6, Gonzaga 64.3. **Officials:** Verne Harris, Randy McCall, David Hall. **Technical:** None.



Game 3

San Diego State 81
San Diego Christian 58
 Nov. 16, 2016 ♦ San Diego, Calif.
 Viejas Arena ♦ Att.: 12,414

SAN DIEGO - San Diego State, playing its second game in three days, recovered from a sluggish opening to defeat San Diego Christian, 81-58, at Viejas Arena.

The Aztecs led, 18-17, with 8:49 left in the first before snapping out of their funk. After Isaiah Milan's three-pointer brought the Hawks to within one, San Diego State went on a 10-2 run to create separation.

Milan stopped the SDSU scoring run momentarily, but the home team answered by scoring nine of the game's next 12 points to take a 37-23 lead at halftime.

The second half featured a more inspired brand of basketball and San Diego State's 60-percent shooting exhibition proved it. The Aztecs outscored the Hawks, 44-35, in the final 20 minutes to cruise to the 23-point victory.

San Diego State had four players reach double figures in scoring and were led by Jeremy Hemsley's 23 points on 9-of-12 shooting, including a 3-for-4 effort from behind the three-point arc. The sophomore also added a season- and game-high five assists.

Hemsley's backcourt teammate Trey Kell missed only three of his 10 attempts from the field to finish with 19 points and four assists. Zylan Cheatham and Dakarai Allen chipped in with 15 points apiece with Cheatham contributing seven rebounds and three steals. Allen, meanwhile, grabbed a career-high nine rebounds and blocked a personal-best five shots.

San Diego State needed those contributions and more, for instance, D'Erryl Williams' career-high nine rebounds off the bench, because of its injury situation. The Aztecs did not have Malik Pope (knee), Max Hoetzel (knee), Matt Shrigley (ankle), Valentine Izundu (ankle) or Ben Perez (back) available.

SDC	FG	3FG	FT	R	F	TP	A	TO	B	S	MP
Singleton*	2-3	1-2	0-0	7	4	5	0	2	0	0	17
Klekas*	2-8	2-4	0-0	4	2	6	1	1	1	0	21
Milan*	7-14	2-3	3-4	5	2	19	3	1	0	2	28
Fredrick*	2-10	1-5	0-0	4	3	5	0	2	0	0	24
Novsek*	1-7	0-1	2-2	6	1	4	2	3	0	0	32
Moore	1-6	1-3	0-0	2	2	3	1	0	0	1	19
Stanley	0-4	0-4	2-2	1	2	2	1	1	0	0	12
Roman	0-0	0-0	0-0	0	0	0	0	0	0	1	1
Gonzalez	0-1	0-1	0-0	0	0	0	0	1	0	0	6
Salgado	4-4	4-4	0-0	1	4	12	3	4	1	2	26
Limon	1-4	0-1	0-0	1	0	2	0	0	0	0	12
Garcia	0-1	0-1	0-0	0	0	0	1	0	0	0	2
Team				3						2	
Totals	20-62	11-29	7-8	34	20	58	12	17	2	6	200

SDSU	FG	3FG	FT	R	F	TP	A	TO	B	S	MP
Cheatham*	5-10	0-1	5-6	7	3	15	2	5	0	3	33
Kell*	7-10	1-1	4-6	6	1	19	4	1	1	1	31
Allen*	7-12	0-3	1-2	9	2	15	4	1	5	2	36
Gill-Caesar*	0-2	0-0	1-2	1	0	1	0	0	0	0	8
Hemsley*	9-12	3-4	2-5	2	0	23	5	1	1	1	32
Williams	2-2	0-0	0-0	9	2	4	3	1	0	0	30
Wilson	0-3	0-2	0-0	0	3	0	0	3	1	1	12
Narain	2-6	0-1	0-0	1	2	4	0	1	0	0	18
Team				2							
Totals	32-57	4-12	13-21	37	13	81	18	13	8	8	200

Halftime: San Diego State 37, San Diego Christian 23. **FG%:** San Diego State 56.1, San Diego Christian 32.3. **3FG%:** San Diego Christian 37.9, San Diego State 33.3. **FT%:** San Diego Christian 87.5, San Diego State 61.9. **Officials:** Mike Scyphers, Keith Kimble, James Schipper. **Technical:** Isaiah Milan - San Diego Christian - 2.



Game 4

San Diego State 77
California 65

Nov. 21, 2016 ♦ Sacramento, Calif.
Golden 1 Center ♦ Att.: 10,104

SACRAMENTO, Calif. - SDSU defeated California, 77-65, at Golden 1 Center, the new home of the NBA's Sacramento Kings.

Jeremy Hemsley led the way for the Aztecs with 15 points and scored 10 straight at one point late in the first half to open what would be an insurmountable lead.

SDSU led, 24-18, with 7:23 left before Hemsley took over the game. The sophomore used a combination of layups and free throws to tally seven points before delivering the knockout blow, a three-pointer with 3:18 to go, to put the Aztecs ahead by 16 points. San Diego State eventually led by 19 before entering the locker room up, 42-25.

In the first half alone, the Aztecs had three players score at least six points, led by Hemsley's 13. Matt Shrigley, who did not play in the previous game, came off the bench to make a trio of three-pointers. Malik Pope, meanwhile, made his season debut, started and promptly scored SDSU's first six points of the game.

The Golden Bears emerged from halftime and outscored the Aztecs, 13-6, to cut their deficit to 10. But on the very next possession, Pope made a basket and was followed by five points from Zylan Cheatham.

California made one final push, getting to within eight points with 5:45 to go, but like last time, Pope answered with bucket to get SDSU's lead back to double digits. The Bears would not get closer than nine points the rest of the way as the Aztecs secured their fourth straight win over California.

Pope finished with 14 points and contributed five fouls to the game's total of 50. Trey Kell had 11 points as did Max Hoetzel, who was also making his season debut. Shrigley rounded out SDSU's double-figure scoring contingent with 10 points.

California's Ivan Rabb led all players with 19 points and 11 boards off the bench. Charlie Moore added 17 points.

SDSU	FG	3FG	FT	R	F	TP	A	TO	B	S	MP
Cheatham*	3-6	1-1	1-3	2	4	8	0	0	0	0	21
Pope*	6-10	0-1	2-3	5	5	14	0	2	0	1	19
Kell*	4-14	0-3	3-3	2	0	11	3	0	0	2	33
Allen*	0-3	0-0	6-8	6	3	6	1	0	0	1	29
Hemsley*	4-15	1-1	6-7	3	2	15	3	1	2	0	33
Shrigley	3-7	3-7	1-2	1	1	10	0	0	0	0	19
Gill-Caesar	1-4	0-1	0-1	1	2	2	0	1	0	0	6
Hoetzel	3-6	2-5	3-4	7	3	11	1	0	1	1	21
Izundu	0-0	0-0	0-0	3	4	0	0	0	1	0	19
Team				7					1		
Totals	24-65	7-19	22-31	37	24	77	8	5	4	5	200

CAL	FG	3FG	FT	R	F	TP	A	TO	B	S	MP
Moute a Bidias*	0-1	0-0	4-4	6	3	4	0	2	0	0	18
Rooks*	0-1	0-0	1-2	9	4	1	0	2	4	0	16
Singer*	1-6	1-3	2-4	3	1	5	1	2	0	0	19
Moore*	5-11	2-3	5-6	1	4	17	2	4	0	0	28
Domingo*	0-5	0-3	0-0	4	4	0	0	0	0	0	22
Rabb	6-10	0-0	7-10	11	3	19	1	2	2	1	30
Mullins	2-11	1-4	1-2	3	2	6	2	1	0	1	30
Coleman	2-6	1-1	2-4	1	2	7	1	1	0	0	17
Okorah	1-2	0-0	4-4	9	3	6	0	2	3	0	20
Team				3							
Totals	17-53	5-14	26-36	50	26	65	7	16	9	2	200

Halftime: San Diego State 42, California 25. **FG%:** San Diego State 36.9, California 32.1. **3FG%:** San Diego State 36.8, California 35.7. **FT%:** California 72.2, San Diego State 71.0. **Officials:** Tony Padilla, Mike Reed, Larry Spaulding. **Technical:** None.



Game 5

San Diego State 100
Savannah State 67

Nov. 28, 2016 ♦ San Diego, Calif.
Viejas Arena ♦ Att.: 12,414

SAN DIEGO - San Diego State had five players reach double figures in scoring and never trailed to cruise to a 100-67 win over Savannah State.

Leading the way for the Aztecs was Zylan Cheatham, who had 18 points on 6-for-6 shooting and eight rebounds. Matt Shrigley and Max Hoetzel each had 15 points and combined to make eight treys, including a career-high five from Shrigley.

Guards Jeremy Hemsley and Montaque Gill-Caesar scored 14 and 12 points, respectively, with Hemsley adding a game-high nine assists against zero turnovers. Trey Kell, meanwhile, had nine points, seven rebounds and seven assists.

The aforementioned players helped SDSU, which led by as many as 31 points in the first half, jump out to a 60-32 lead at halftime. The 60 points were the third most scored by an Aztec team in any half since 1996-97.

Defensively, San Diego State locked down a Tigers team that was averaging 93.6 points and eventually held them to a season-low point total. The Aztecs only allowed one player to reach double digits in scoring and it was Dexter McClanahan, who finished with 13 points and a game-high 10 rebounds.

As for the 100 points scored by San Diego State, it marked the fourth-highest output in Viejas Arena history and the most against a Division I opponent since Dec. 12, 2006, vs. Campbell (119 points). It was the first time SDSU reached the scoring plateau since scoring 118 vs. St. Katherine College on Dec. 27, 2013.

SSU	FG	3FG	FT	R	F	TP	A	TO	B	S	MP
Cabeza*	3-10	1-6	2-2	7	4	9	1	0	0	1	21
Glenn*	0-0	0-0	1-3	1	2	1	0	0	1	1	7
Dasent*	4-9	1-3	0-0	4	2	9	3	6	0	0	23
Manassa*	3-4	2-2	1-2	1	3	9	1	2	0	0	20
Floyd*	3-11	2-4	0-0	3	1	8	0	2	0	1	26
Kelly	2-5	1-1	1-2	5	1	6	1	0	0	0	25
Seller	0-2	0-1	0-1	2	2	0	3	1	0	0	12
Wells	1-4	1-4	0-0	1	0	3	0	1	1	0	14
Gaines	3-5	1-3	0-0	6	1	7	0	0	1	0	11
Felder	0-2	0-2	0-0	0	1	0	0	1	0	0	8
McClanahan	5-17	1-8	2-5	10	1	13	3	2	0	0	24
Williams	0-6	0-4	2-2	2	1	2	0	1	0	0	9
Team				6					1		
Totals	24-75	10-38	9-17	48	19	67	12	17	3	3	200

SDSU	FG	3FG	FT	R	F	TP	A	TO	B	S	MP
Cheatham*	6-6	0-0	6-7	8	3	18	1	0	1	2	22
Pope*	3-7	0-2	2-3	5	0	8	1	3	2	0	22
Kell*	3-9	2-4	1-1	7	3	9	7	1	1	1	26
Allen*	1-4	0-2	0-0	1	2	2	1	1	0	0	12
Hemsley*	5-14	2-7	2-4	3	3	14	9	0	1	0	28
Hoetzel	5-12	3-8	2-2	8	1	15	0	0	0	0	17
Williams	0-0	0-0	0-0	2	1	0	3	1	0	0	10
Wilson	0-1	0-1	0-0	1	0	0	0	1	0	1	3
Shrigley	5-13	5-12	0-0	4	1	15	0	0	0	0	21
Gill-Caesar	4-9	2-4	2-2	5	0	12	0	2	0	1	19
Narain	0-3	0-0	0-0	1	0	0	0	0	0	0	5
Izundu	3-5	0-0	1-2	7	1	7	0	1	2	1	15
Team				3							
Totals	35-83	14-40	16-21	55	15	100	22	10	7	6	200

Halftime: San Diego State 60, Savannah State 32. **FG%:** San Diego State 42.2, Savannah State 32.0. **3FG%:** San Diego State 35.0, Savannah State 26.3. **FT%:** San Diego State 76.2, Savannah State 52.9. **Officials:** Michael Irving, Daryl Gelinas, Frank Harvey III. **Technical:** None.

SAN DIEGO STATE SCHEDULE/RESULTS

Record: 4-1 (Home: 3-0, Away: 0-1, Neutral: 1-0)
 Mountain West: 0-0 (Home: 0-0, Away: 0-0)

Date	SDSU NR	Opponent	SDSU Result	W-L	Record	MW	Scorer	San Diego State High			Attendance
								Rebounder	Assists		
Nov. 11	rv/rv	SAN DIEGO	W 69-59	W1	1-0		Hemsley - 25	Williams - 5	Hemsley, Kell - 2	12,414 (c)	
Nov. 14	rv/rv	at [14/14] Gonzaga	L 48-69	L1	1-1		Kell, Hemsley - 14	Cheatham, Gill-Caesar - 6	Cheatham, Hemsley - 2	6,000 (c)	
Nov. 16	rv/rv	SAN DIEGO CHRISTIAN	W 81-58	W1	2-1		Hemsley - 23	Allen, Williams - 9	Hemsley - 5	12,414 (c)	
Nov. 21		vs. [rv/rv] California~	W 77-65	W2	3-1		Hemsley - 15	Hoetzel - 7	Hemsley, Kell - 3	10,104	
Nov. 28	rv/--	SAVANNAH STATE	W 100-67	W3	4-1		Cheatham - 18	Cheatham, Hoetzel - 8	Hemsley - 9	12,414 (c)	
Dec. 3	rv/--	at Loyola									
Dec. 7		at Grand Canyon									
Dec. 10		ARIZONA STATE									
Dec. 12		ALABAMA STATE									
Dec. 22		vs. Southern Miss#									
Dec. 23		vs. TBD#									
Dec. 25		vs. TBD#									
Jan. 1		NEW MEXICO*									
Jan. 4		at Nevada*									
Jan. 7		at Boise State*									
Jan. 10		SAN JOSÉ STATE*									
Jan. 14		UTAH STATE*									
Jan. 17		at UNLV*									
Jan. 24		at Air Force*									
Jan. 28		COLORADO STATE*									
Jan. 31		WYOMING*									
Feb. 4		at Fresno State*									
Feb. 7		at San José State*									
Feb. 12		NEVADA*									
Feb. 15		at Utah State*									
Feb. 19		UNLV*									
Feb. 22		FRESNO STATE*									
Feb. 25		at Colorado State*									
March 1		AIR FORCE*									
March 4		at New Mexico*									

Caps denotes home game. ~ - Golden 1 Center (Sacramento, Calif.). # - Hawaiian Airlines Diamond Head Classic (Stan Sheriff Center; Honolulu, Hawaii). * - Mountain West Game. ` - Mountain West Men's Basketball Championship (Thomas & Mack Center; Las Vegas, Nevada). c - Capacity crowd. SDSU NR - San Diego State national ranking (*Associated Press* and *USA Today* coaches polls at game time). Time to the right of opponent name indicates time remaining on a game-winning shot.

Record/Attendance Summary

	G	W-L	Total	Average	High	
Home	3	3-0	37,242	12,414	12,414 - three times	** 75 consecutive regular-season sellouts
Mountain West						
Away	1	0-1	6,000	6,000	6,000 at Gonzaga (Nov. 14)	
Mountain West						
Neutral	1	1-0	10,104	10,104	10,104 vs. California (Nov. 21)	
Total	5	4-1	53,346	10,669	12,414 - three times	
Mountain West						

Win/Loss Margin

	1	2	3	4	5	6	7	9	10	11	12	13	14	15	16	17	18	19	20	21	23	33	≤3	≤5	≤10
Win									1		1											1			1
Loss																						1			

SEASON STATS

Record: 4-1 (Home: 3-0, Away: 0-1, Neutral: 1-0)

No.	Player	GP	GS	Min	Avg	TOTAL			3-PTS			FT			REBOUNDS				PF	FO	A	TO	Blk	Stl	Pts	Avg	
						FG	FGA	Pct	3FG	FGA	Pct	FT	FTA	Pct	Off	Def	Tot	Avg									
42	HEMSLEY, Jeremy	5	5	153	30.6	32	70	.457	12	23	.522	15	21	.714	1	15	16	3.2	9	0	21	8	4	5	91	18.2	
03	KELL, Trey	5	5	160	32.0	25	64	.391	5	20	.250	21	26	.808	2	21	23	4.6	5	0	17	6	3	7	76	15.2	
14	CHEATHAM, Zylan	5	5	143	28.6	18	32	.563	1	3	.333	16	21	.762	8	19	27	5.4	13	0	6	9	3	7	53	10.6	
04	ALLEN, Dakarai	5	5	124	24.8	11	28	.393	1	8	.125	11	17	.647	2	23	25	5.0	13	0	7	3	7	6	34	6.8	
30	HOETZEL, Max	2	0	38	19.0	8	18	.444	5	13	.385	5	6	.833	5	10	15	7.5	4	0	1	0	1	1	26	13.0	
20	SHRIGLEY, Matt	3	0	54	18.0	8	22	.364	8	21	.381	1	2	.500	1	7	8	2.7	2	0	0	0	0	0	25	8.3	
23	GILL-CAESAR, Montagu	5	2	85	17.0	8	29	.276	3	11	.273	4	7	.571	4	13	17	3.4	6	0	0	7	0	1	23	4.6	
21	POPE, Malik	2	2	41	20.5	9	17	.529	0	3	.000	4	6	.667	5	5	10	5.0	5	1	1	5	2	1	22	11.0	
11	WILLIAMS, D'Erryl	4	0	76	19.0	4	8	.500	2	2	1.000	0	0	.000	2	14	16	4.0	9	0	7	3	0	3	10	2.5	
45	IZUNDU, Valentine	4	1	74	18.5	4	7	.571	0	0	.000	1	3	.333	8	10	18	4.5	8	0	0	2	7	1	9	2.3	
24	NARAIN, Nolan	4	0	37	9.3	3	13	.231	0	2	.000	0	0	.000	0	2	2	0.5	4	0	0	1	0	0	6	1.5	
12	WILSON, Emmanuel	2	0	15	7.5	0	4	.000	0	3	.000	0	0	.000	0	1	1	0.5	3	0	0	4	1	2	0	0.0	
TEAM															10	12	22	4.4	0				2				0
SAN DIEGO STATE		5				130	312	.417	37	109	.339	78	109	.716	48	152	200	40.0	81	1	60	50	28	34	375	75.0	
OPPONENTS		5				111	305	.364	40	120	.333	56	85	.659	55	150	205	41.0	105	-	57	71	24	24	318	63.6	

SCORE BY PERIODS:	1st	2nd	OT	2OT	Total
SAN DIEGO STATE	195	180			375
OPPONENTS	149	169			318

Mountain West: 0-0 (Home: 0-0, Away: 0-0)

HOME/AWAY STATS

Home: 3-0

No.	Player	GP	GS	Min	Avg	TOTAL			3-PTS			FT			REBOUNDS				PF	FO	A	TO	Blk	Stl	Pts	Avg
						FG	FGA	Pct	3FG	FGA	Pct	FT	FTA	Pct	Off	Def	Tot	Avg								
42	HEMSLEY, Jeremy	3	3	88	29.3	23	41	.561	9	16	.563	7	12	.583	1	8	9	3.0	7	0	16	2	2	4	62	20.7
03	KELL, Trey	3	3	92	30.7	17	35	.486	5	12	.417	12	16	.750	1	16	17	5.7	5	0	13	4	3	3	51	17.0
14	CHEATHAM, Zylan	3	3	91	30.3	14	23	.609	0	2	.000	13	16	.813	7	12	19	6.3	6	0	4	6	2	6	41	13.7
04	ALLEN, Dakarai	3	3	68	22.7	9	18	.500	0	6	.000	5	8	.625	1	13	14	4.7	8	0	6	3	5	5	23	7.7
23	GILL-CAESAR, Montagu	3	2	59	19.7	5	17	.294	2	6	.333	3	4	.750	4	6	10	3.3	3	0	0	4	0	1	15	5.0
20	SHRIGLEY, Matt	1	0	21	21.0	5	13	.385	5	12	.417	0	0	.000	0	4	4	4.0	1	0	0	0	0	0	15	15.0
10	HOETZEL, Max	1	0	17	17.0	5	12	.417	3	8	.375	2	2	1.000	3	5	8	8.0	1	0	0	0	0	0	15	15.0
21	POPE, Malik	1	1	22	22.0	3	7	.429	0	2	.000	2	3	.667	1	4	5	5.0	0	0	1	3	2	0	8	8.0
11	WILLIAMS, D'Erryl	3	0	69	23.0	3	6	.500	1	1	1.000	0	0	.000	2	14	16	5.3	7	0	7	2	0	2	7	2.3
45	IZUNDU, Valentine	2	0	31	15.5	3	5	.600	0	0	.000	1	3	.333	6	4	10	5.0	1	0	0	1	4	1	7	3.5
24	NARAIN, Nolan	3	0	27	9.0	3	10	.300	0	1	.000	0	0	.000	0	2	2	0.7	3	0	0	1	0	0	6	2.0
12	WILSON, Emmanuel	2	0	15	7.5	0	4	.000	0	3	.000	0	0	.000	0	1	1	0.5	3	0	0	4	1	2	0	0.0
TEAM															3	5	8	2.7	0		0				0	
SAN DIEGO STATE		3				90	191	.471	25	69	.362	45	64	.703	29	94	123	41.0	45	0	47	30	19	24	250	83.3
OPPONENTS		3				68	186	.366	27	82	.329	21	35	.600	30	80	110	36.7	62	-	34	48	7	9	184	61.3

SCORE BY PERIODS:	1st	2nd	OT	2OT	Total
SAN DIEGO STATE	132	118			250
OPPONENTS	88	96			184

Road/Neutral: 1-1 (Away: 0-1, Neutral: 1-0)

No.	Player	GP	GS	Min	Avg	TOTAL			3-PTS			FT			REBOUNDS				PF	FO	A	TO	Blk	Stl	Pts	Avg
						FG	FGA	Pct	3FG	FGA	Pct	FT	FTA	Pct	Off	Def	Tot	Avg								
42	HEMSLEY, Jeremy	2	2	65	32.5	9	29	.310	3	7	.429	8	9	.889	0	7	7	3.5	2	0	5	6	2	1	29	14.5
03	KELL, Trey	2	2	68	34.0	8	29	.276	0	8	.000	9	10	.900	1	5	6	3.0	0	0	4	2	0	4	25	12.5
21	POPE, Malik	1	1	19	19.0	6	10	.600	0	1	.000	2	3	.667	4	1	5	5.0	5	1	0	2	0	1	14	14.0
14	CHEATHAM, Zylan	2	2	52	26.0	4	9	.444	1	1	1.000	3	5	.600	1	7	8	4.0	7	0	2	3	1	1	12	6.0
04	ALLEN, Dakarai	2	2	56	28.0	2	10	.200	1	2	.500	6	9	.667	1	10	11	5.5	5	0	1	0	2	1	11	5.5
30	HOETZEL, Max	1	0	21	21.0	3	6	.500	2	5	.400	3	4	.750	2	5	7	7.0	3	0	1	0	1	1	11	11.0
20	SHRIGLEY, Matt	2	0	33	16.5	3	9	.333	3	9	.333	1	2	.500	1	3	4	2.0	1	0	0	0	0	0	10	5.0
23	GILL-CAESAR, Montagu	2	0	26	13.0	3	12	.250	1	5	.200	1	3	.333	0	7	7	3.5	3	0	0	3	0	0	8	4.0
11	WILLIAMS, D'Erryl	1	0	7	7.0	1	2	.500	1	1	1.000	0	0	.000	0	0	0	0.0	2	0	0	1	0	1	3	3.0
30	IZUNDU, Valentine	2	1	43	21.5	1	2	.500	0	0	.000	0	0	.000	2	6	8	4.0	7	0	0	1	3	0	2	1.0
24	NARAIN, Nolan	1	0	10	10.0	0	3	.000	0	1	.000	0	0	.000	0	0	0	0.0	1	0	0	0	0	0	0	0.0
TEAM															7	7	14	7.0	0		2				0	
SAN DIEGO STATE		2				40	121	.331	12	40	.300	33	45	.733	19	58	77	38.5	36	1	13	20	9	10	125	62.5
OPPONENTS		2				43	119	.361	13	38	.342	35	50	.700	25	70	95	47.5	43	-	23	23	17	15	134	67.0

SCORE BY PERIODS:	1st	2nd	OT	2OT	Total
SAN DIEGO STATE	63	62			125
OPPONENTS	61	73			134

WIN/LOSS STATS

Wins: 4

No.	Player	GP	GS	Min	Avg	TOTAL			3-PTS			REBOUNDS			PF	FO	A	TO	Blk	Stl	Pts	Avg				
						FG	FGA	Pct	3FG	FGA	Pct	FT	FTA	Pct									Off	Def	Tot	Avg
42	HEMSLEY, Jeremy	4	4	121	30.3	27	56	.482	10	17	.588	13	19	.684	1	11	12	3.0	9	0	19	3	4	4	77	19.3
03	KELL, Trey	4	4	125	31.3	21	49	.429	5	15	.333	15	19	.789	1	18	19	4.8	5	0	16	4	3	5	62	15.5
14	CHEATHAM, Zylan	4	4	112	28.0	17	29	.586	1	3	.333	14	19	.737	8	13	21	5.3	10	0	4	6	2	6	49	12.3
04	ALLEN, Dakarai	4	4	97	24.3	9	21	.429	0	6	.000	11	16	.688	2	18	20	5.0	11	0	7	3	5	6	29	7.3
30	HOETZEL, Max	2	0	38	19.0	8	18	.444	5	13	.385	5	6	.833	5	10	15	7.5	4	0	1	0	1	1	26	13.0
20	SHRIGLEY, Matt	2	0	40	20.0	8	20	.400	8	19	.421	1	2	.500	0	5	5	2.5	2	0	0	0	0	0	25	12.5
21	POPE, Malik	2	2	41	20.5	9	17	.529	0	3	.000	4	6	.667	5	5	10	5.0	5	1	1	5	2	1	22	11.0
23	GILL-CAESAR, Montaqu	4	2	65	16.3	6	21	.286	2	7	.286	3	5	.600	4	7	11	2.8	5	0	0	5	0	1	17	4.3
11	WILLIAMS, D'Erryl	3	0	69	23.0	3	6	.500	1	1	1.000	0	0	.000	2	14	16	5.3	7	0	7	2	0	2	7	2.3
45	IZUNDU, Valentine	3	0	50	16.7	3	5	.600	0	0	.000	1	3	.333	6	7	13	4.3	5	0	0	1	5	1	7	2.3
24	NARAIN, Nolan	3	0	27	9.0	3	10	.300	0	1	.000	0	0	.000	0	2	2	0.7	3	0	0	1	0	0	6	2.0
12	WILSON, Emmanuel	2	0	15	7.5	0	4	.000	0	3	.000	0	0	.000	0	1	1	0.5	3	0	0	4	1	2	0	0.0
TEAM																										
SAN DIEGO STATE		4				114 256 .445			32 88 .364			67 95 .705			41 119 160 40.0		69 1 55 35 23 29 327 81.8									
OPPONENTS		4				85 239 .356			32 96 .333			47 71 .662			45 115 160 40.0		88 - 41 64 16 11 249 62.2									

SCORE BY PERIODS:	1st	2nd	OT	2OT	Total
SAN DIEGO STATE	174	153			327
OPPONENTS	113	136			249

Losses: 1

No.	Player	GP	GS	Min	Avg	TOTAL			3-PTS			REBOUNDS			PF	FO	A	TO	Blk	Stl	Pts	Avg				
						FG	FGA	Pct	3FG	FGA	Pct	FT	FTA	Pct									Off	Def	Tot	Avg
03	KELL, Trey	1	1	35	35.0	4	15	.267	0	5	.000	6	7	.857	1	3	4	4.0	0	0	1	2	0	2	14	14.0
42	HEMSLEY, Jeremy	1	1	32	32.0	5	14	.357	2	6	.333	2	2	1.000	0	4	4	4.0	0	0	2	5	0	1	14	14.0
23	GILL-CAESAR, Montaqu	1	0	20	20.0	2	8	.250	1	4	.250	1	2	.500	0	6	6	6.0	1	0	0	2	0	0	6	6.0
04	ALLEN, Dakarai	1	1	27	27.0	2	7	.286	1	2	.500	0	1	.000	0	5	5	5.0	2	0	0	0	2	0	5	5.0
14	CHEATHAM, Zylan	1	1	31	31.0	1	3	.333	0	0	.000	2	2	1.000	0	6	6	6.0	3	0	2	3	1	1	4	4.0
11	WILLIAMS, D'Erryl	1	0	7	7.0	1	2	.500	1	1	1.000	0	0	.000	0	0	0	0.0	2	0	0	1	0	1	3	3.0
30	IZUNDU, Valentine	1	1	24	24.0	1	2	.500	0	0	.000	0	0	.000	2	3	5	5.0	3	0	0	1	2	0	2	2.0
20	SHRIGLEY, Matt	1	0	14	14.0	0	2	.000	0	2	.000	0	0	.000	1	2	3	3.0	0	0	0	0	0	0	0	0.0
24	NARAIN, Nolan	1	0	10	10.0	0	3	.000	0	1	.000	0	0	.000	0	0	0	0.0	1	0	0	0	0	0	0	0.0
TEAM																										
SAN DIEGO STATE		1				16 56 .286			5 21 .238			11 14 .786			7 33 40 40.0		12 0 5 15 5 5 48 48.0									
OPPONENTS		1				26 66 .394			8 24 .333			9 14 .643			10 35 45 45.0		17 - 16 7 8 13 69 69.0									

SCORE BY PERIODS:	1st	2nd	OT	2OT	Total
SAN DIEGO STATE	21	27			48
OPPONENTS	36	33			69

INDIVIDUAL GAME-BY-GAME (POINTS/REBS./ASTS.)

	2	3	4	5	10	11	12	14	20	21	23	24	33	42	45
	Ben	Trey	Dakarai	Jalen	Max	D'Erryl	Emmanuel	Zylan	Matt	Malik	Montaque	Nolan	Niksha	Jeremy	Valentine
Opponent	Perez	Kell	Allen	McDaniels	Hoetzel	Williams	Wilson	Cheatham	Shrigley	Pope	Gill-Caesar	Narain	Federico	Hemsley	Izundu
SAN DIEGO	INJ	23/4/2	6/4/1	CD	INJ	3/5/1	CD	8/4/1	INJ	INJ	2/4/0	2/0/0	DND	25/4/2	0/3/0
at [14/14] Gonzaga	DNT	14/4/1	5/5/0	CD	DNT	3/0/0	DNT	4/6/2	0/3/0	INJ	6/6/0	DNT	DNT	14/4/2	2/5/0
SAN DIEGO CHRISTIAN	INJ	19/6/4	15/9/4	CD	INJ	4/9/3	0/0/0	15/7/2	INJ	INJ	1/1/0	4/1/0	DND	23/2/5	INJ
vs. [rv/rv] California~	DNT	11/2/3	6/6/1	DND	11/7/1	CD	DNT	8/2/0	10/1/0	14/5/0	2/1/0	CD	DNT	15/3/3	0/3/0
SAVANNAH STATE	INJ	9/7/7	2/1/1	DND	15/8/0	0/2/3	0/1/0	18/8/1	15/4/0	8/5/1	12/5/0	0/1/0	DND	14/3/9	7/7/0
at Loyola															
at Grand Canyon															
ARIZONA STATE															
ALABAMA STATE															
vs. Southern Miss#															
vs. TBD#															
vs. TBD#															
NEW MEXICO*															
at Nevada*															
at Boise State*															
SAN JOSÉ STATE*															
UTAH STATE*															
at UNLV*															
at Air Force*															
COLORADO STATE*															
WYOMING*															
at Fresno State*															
at San José State*															
NEVADA*															
at Utah State															
UNLV*															
FRESNO STATE*															
at Colorado State															
AIR FORCE*															
at New Mexico*															

Red indicates players started. CD – Did Not Play-Coach's Decision. DND - Did Not Dress. DNT - Did Not Travel. INJ – Did Not Play-Injured. SUSP - Suspension. Caps denotes home game. ~ - Golden I Center (Sacramento, Calif.). # - Hawaiian Airlines Diamond Head Classic (Stan Sheriff Center; Honolulu, Hawaii). * – Mountain West Game. ` - Mountain West Men's Basketball Championship (Thomas & Mack Center; Las Vegas, Nevada).

STARTING LINEUPS

F / G	F / G	F / C	G	G	W-L	Record As SDSU Starter	Season	Career*
Allen	Gill-Caesar	Cheatham	Kell	Hemsley	2-0	Dakarai Allen	4-1	17-6
Allen	Cheatham	Pope	Kell	Hemsley	2-0	Zylan Cheatham	4-1	25-6
Allen	Izundu	Cheatham	Kell	Hemsley	0-1	Montaque Gill-Caesar	2-0	2-0
						Jeremy Hemsley	4-1	22-8
						Valentine Izundu	0-1	0-1
						Trey Kell	4-1	43-15
						Malik Pope	2-0	13-5
						Matt Shrigley		17-3

* Aztec career

INDIVIDUAL SUPERLATIVES

Category	San Diego State	Opponent
Points Scored	25 - Jeremy Hemsley vs. San Diego (11-11-16)	19 - Ivan Rabb, California (11-21-16), Isaiah Milan, San Diego Christian (11-16-16)
Field Goals	9 - Jeremy Hemsley vs. San Diego Christian (11-16-16), vs. San Diego (11-11-16)	7 - Isaiah Milan, San Diego Christian (11-16-16)
Field Goals Attempted	16 - Trey Kell vs. San Diego (11-11-16)	17 - Dexter McClanahan, Savannah State (11-28-16)
Highest FG Percentage (min. 5 made)	1.000 (6-6) - Zylan Cheatham vs. Savannah State (11-28-16)	.857 (6-7) - Zach Collins, Gonzaga (11-14-16)
Highest FG Percentage (min. 10 made)	N/A	N/A
3-Point Field Goals Made	5 - Matt Shrigley vs. Savannah State (11-28-16)	5 - Jordan Mathews, Gonzaga (11-14-16)
3-Point Field Goals Attempted	12 - Matt Shrigley vs. Savannah State (11-28-16)	8 - Dexter McClanahan, Savannah State (11-28-16)
3-Point Field Goal Percentage (min. 4 made)	.800 (4-5), Jeremy Hemsley vs. San Diego (11-11-16)	1.000 (4-4) - Luis Salgado, San Diego Christian (11-16-16)
3-Point Field Goal Percentage (min. 5 made)	N/A	.714 (5-7) - Jordan Mathews, Gonzaga (11-14-16)
Free Throws	7 - Trey Kell vs. San Diego (11-11-16)	7 - Ivan Rabb, California (11-21-16)
Free Throws Attempted	9 - Trey Kell vs. San Diego (11-11-16)	10 - Ivan Rabb, California (11-21-16)
Free Throw Percentage (min. 7 made)	.778 (7-9) - Trey Kell vs. San Diego (11-11-16)	.700 (7-10) - Ivan Rabb, California (11-21-16)
Free Throw Percentage (min. 10 made)	N/A	N/A
Offensive Rebounds	4 - Valentine Izundu vs. Savannah State (11-28-16), Malik Pope vs. California (11-21-16)	5 - Kingsley Okorah, California (11-21-16)
Defensive Rebounds	9 - Dakarai Allen vs. San Diego Christian (11-16-16)	9 - Dexter McClanahan, Savannah State (11-28-16)
Total Rebounds	9 - Dakarai Allen, D'Erryl Williams vs. San Diego Christian (11-16-16)	11 - Ivan Rabb, California (11-21-16)
Assists	9 - Jeremy Hemsley vs. Savannah State (11-28-16)	3 - eight times
Blocked Shots	5 - Dakarai Allen vs. San Diego Christian (11-16-16)	4 - Kameron Rooks, California (11-21-16)
Steals	3 - Z. Cheatham vs. SD Christian (11-16-16), D. Allen, J. Hemsley vs. USD (11-11-16)	3 - three times
Minutes Played	36 - Dakarai Allen vs. SD Christian (11-16-16), Zylan Cheatham vs. USD (11-11-16)	37 - Olin Carter III, San Diego (11-11-16)

TEAM SUPERLATIVES

SDSU High	SDSU Low	Category	Opponent High	Opponent Low
100 vs. Savannah State (11-28-16)	48 at Gonzaga (11-14-16)	Points Scored	69, Gonzaga (11-14-16)	58, San Diego Christian (11-16-16)
35 vs. Savannah State (11-28-16)	16 at Gonzaga (11-14-16)	Field Goals	26, Gonzaga (11-14-16)	17, California (11-21-16)
83 vs. Savannah State (11-28-16)	51 vs. San Diego (11-11-16)	Field Goals Attempted	75, Savannah State (11-28-16)	49, San Diego (11-11-16)
.561 vs. San Diego Christian (11-16-16)	.286 at Gonzaga (11-14-16)	FG Percentage	.490, San Diego (11-11-16)	.320, Savannah State (11-28-16)
14 vs. Savannah State (11-28-16)	4 vs. San Diego Christian (11-16-16)	3-Point Field Goals Made	11, San Diego Christian (11-16-16)	5, California (11-21-16)
40 vs. Savannah State (11-28-16)	12 vs. San Diego Christian (11-16-16)	3-Point Field Goals Attempted	38, Savannah State (11-28-16)	14, California (11-21-16)
.412 vs. San Diego (11-11-16)	.238 at Gonzaga (11-14-16)	3-Point Field Goal Percentage	.400, San Diego (11-11-16)	.263, Savannah State (11-28-16)
22 vs. California (11-21-16)	11 at Gonzaga (11-14-16)	Free Throws Made	26, California (11-21-16)	5, San Diego (11-11-16)
31 vs. California (11-21-16)	14 at Gonzaga (11-14-16)	Free Throws Attempted	36, California (11-21-16)	8, San Diego Christian (11-16-16)
.786 at Gonzaga (11-14-16)	.619 vs. San Diego Christian (11-16-16)	Free Throw Percentage	.875, San Diego Christian (11-16-16)	.500, San Diego (11-11-16)
16 vs. Savannah State (11-28-16)	3 vs. San Diego Christian (11-16-16)	Offensive Rebounds	15, Savannah State (11-28-16), California (11-21-16)	7, San Diego (11-11-16)
39 vs. Savannah State (11-28-16)	21 vs. San Diego (11-11-16)	Defensive Rebounds	35, California (11-21-16), Gonzaga (11-14-16)	21, San Diego (11-11-16)
55 vs. Savannah State (11-28-16)	31 vs. San Diego (11-11-16)	Total Rebounds	50, California (11-21-16)	28, San Diego (11-11-16)
24 vs. California (11-21-16)	12 at Gonzaga (11-14-16)	Fouls	26, California (11-21-16)	17, Gonzaga (11-14-16)
1 vs. California (11-21-16)	0 - four times	Fouled Out	1, San Diego (11-11-16)	0 - four times
22 vs. Savannah State (11-28-16)	5 at Gonzaga (11-14-16)	Assists	16, Gonzaga (11-14-16)	7, California (11-21-16)
15 at Gonzaga (11-14-16)	5 vs. California (11-21-16)	Turnovers	17, Savannah St. (11-28-16), SD Christian (11-16-16)	7, Gonzaga (11-14-16)
8 vs. San Diego Christian (11-16-16)	4 vs. California (11-21-16), vs. San Diego (11-11-16)	Blocked Shots	9, California (11-21-16)	2, SD Christian (11-16-16), USD (11-11-16)
10 vs. San Diego (11-11-16)	5 vs. California (11-21-16), at Gonzaga (11-14-16)	Steals	13, Gonzaga (11-14-16)	0, San Diego (11-11-16)
60 (1st) vs. Savannah State (11-28-16)	21 (1st) at Gonzaga (11-14-16)	Points/Half	40 (2nd), California (11-21-16)	23 (1st), San Diego Christian (11-16-16)
.600 (2nd) vs. San Diego Christian (11-16-16)	.207 (1st) at Gonzaga (11-14-16)	FG Percentage/Half	.542 (1st), San Diego (11-11-16)	.222 (1st), San Diego Christian (11-16-16)
5 vs. Savannah State (11-28-16), vs. Cal (11-21-16)	2 - two times	Double-Figure Scorers	3, Gonzaga (11-14-16)	1, Savannah State (11-28-16)
+7 vs. Savannah State (11-28-16)	-13 vs. California (11-21-16)	Rebound Margin		
+28 vs. Savannah State (11-28-16)	-15 at Gonzaga (11-14-16)	Halftime Scoring Margin		

BIGGEST LEADS/TIME IN LEAD/SPECIALTY STATS

Date	Opponent	SDSU Result	SDSU Big		Opp Big	Ties	LC	SDSU in		Opp in	Tied	Paint		Off TOs		2nd Ch.		Bench	
			Lead	Lead				Lead	Lead			SD	Opp	SD	Opp	SD	Opp	SD	Opp
Nov. 11	SAN DIEGO	W 69-59	19	9	3	9	21:35	16:15	1:51			32	30	13	7	8	8	5	11
Nov. 14	at [14/14] Gonzaga	L 48-69	4	30	1	1	2:23	33:45	3:52			22	34	8	25	6	9	9	28
Nov. 16	SAN DIEGO CHRISTIAN	W 81-58	15	0	0	0	38:17	0:00	1:43			14	4	12	3	0	7	4	14
Nov. 21	vs. [rv/rv] California~	W 77-65	19	2	5	3	33:12	0:44	5:48			30	22	23	5	8	14	23	38
Nov. 28	SAVANNAH STATE	W 100-67	37	0	0	0	38:56	0:00	1:04			40	26	23	4	19	11	49	31
Dec. 3	at Loyola																		
Dec. 7	at Grand Canyon																		
Dec. 10	ARIZONA STATE																		
Dec. 12	ALABAMA STATE																		
Dec. 22	vs. Southern Miss#																		
Dec. 23	vs. TBD#																		
Dec. 25	vs. TBD#																		
Jan. 1	NEW MEXICO*																		
Jan. 4	at Nevada*																		
Jan. 7	at Boise State*																		
Jan. 10	SAN JOSÉ STATE*																		
Jan. 14	UTAH STATE*																		
Jan. 17	at UNLV*																		
Jan. 24	at Air Force*																		
Jan. 28	COLORADO STATE*																		
Jan. 31	WYOMING*																		
Feb. 4	at Fresno State*																		
Feb. 7	at San José State*																		
Feb. 12	NEVADA*																		
Feb. 15	at Utah State*																		
Feb. 19	UNLV*																		
Feb. 22	FRESNO STATE*																		
Feb. 25	at Colorado State*																		
March 1	AIR FORCE*																		
March 4	at New Mexico*																		

Caps denotes home game. ~ - Golden 1 Center (Sacramento, Calif.). # - Hawaiian Airlines Diamond Head Classic (Stan Sheriff Center; Honolulu, Hawaii). * - Mountain West Game. ` - Mountain West Men's Basketball Championship (Thomas & Mack Center; Las Vegas, Nevada).

LEADS AND DEFICITS	SEASON	MOUNTAIN WEST GAME
SDSU Biggest Halftime Lead	28 vs. Savannah State (11-28-16)	
SDSU Biggest Halftime Lead Lost	2 vs. San Diego (11-11-16)	
SDSU Biggest Halftime Lead Lost in a Loss	N/A	
SDSU Biggest Halftime Deficit	15 at Gonzaga (11-14-16)	
SDSU Biggest Halftime Deficit Overcome	N/A	
SDSU Biggest Halftime Deficit Overcome for Victory	N/A	
SDSU Biggest Lead	37 vs. Savannah State (11-28-16)	
SDSU Biggest Lead Lost	4 at Gonzaga (11-11-16), vs. San Diego (11-11-16)	
SDSU Biggest Lead Lost in a Loss	4 at Gonzaga (11-11-16)	
SDSU Biggest Deficit	30 at Gonzaga (11-11-16)	
SDSU Biggest Deficit Overcome	9 vs. San Diego (11-11-16)	
SDSU Biggest Deficit Overcome in a Victory	9 vs. San Diego (11-11-16)	

MISCELLANEOUS STATISTICS

SEASON	Team Leader -----			Games With -----					Double-Doubles	
	Points	Rebounds	Assists	10+ Pts	20+Pts	30+Pts	10+Rebs	10+Ast	Point/Reb.	Point/Ast.
Dakarai Allen		1		1						
Zylan Cheatham	1	2	1	2						
Niksha Federico										
Montaque Gill-Caesar		1		1						
Jeremy Hemsley	4		5	5	2					
Max Hoetzel		2		2						
Valentine Izundu										
Trey Kell	1		2	4	1					
Jalen McDaniels										
Nolan Narain										
Ben Perez										
Malik Pope				1						
Matt Shrigley				2						
D'Erryl Williams		2								
Emmanuel Wilson										

CAREER	Team Leader -----			Games With -----					Double-Doubles	
	Points	Rebounds	Assists	10+ Pts	20+Pts	30+Pts	10+Rebs	10+Ass.	Point/Reb.	Point/Ast.
Dakarai Allen	2	3	5	13						
Zylan Cheatham	3	13	5	12			5		2	
Niksha Federico										
Montaque Gill-Caesar		1		14	1					
Jeremy Hemsley	18		18	31	6					
Max Hoetzel		2		3						
Valentine Izundu				3						
Trey Kell	17	3	13	38	3		1		1	
Jalen McDaniels										
Nolan Narain										
Ben Perez				2						
Malik Pope	7	9	5	17	2		4		4	
Matt Shrigley	1		4	17						
D'Erryl Williams		2	3							
Emmanuel Wilson										

DUNKS	SEASON	GM. HIGH
Zylan Cheatham	6	3
Valentine Izundu	2	2
Jeremy Hemsley	2	1
Dakarai Allen	1	1
Trey Kell	1	1
Malik Pope	1	1
TOTAL	13	6

TOP SCORING PERFORMANCES
25, Jeremy Hemsley vs. San Diego (11-11-16)
23, Jeremy Hemsley vs. San Diego Christian (11-16-16)
23, Trey Kell vs. San Diego (11-11-16)
19, Trey Kell vs. San Diego Christian (11-16-16)
18, Zylan Cheatham vs. Savannah State (11-28-16)
15, Max Hoetzel vs. Savannah State (11-28-16)
15, Matt Shrigley vs. Savannah State (11-28-16)
15, Jeremy Hemsley vs. California (11-21-16)
15, Dakarai Allen vs. San Diego Christian (11-16-16)
15, Zylan Cheatham vs. San Diego Christian (11-16-16)

TOP REBOUNDING PERFORMANCES
9, Dakarai Allen vs. San Diego Christian (11-16-16)
9, D'Erryl Williams vs. San Diego Christian (11-16-16)
8, Zylan Cheatham vs. Savannah State (11-28-16)
8, Max Hoetzel vs. Savannah State (11-28-16)
7, Max Hoetzel vs. California (11-21-16)
7, Zylan Cheatham vs. San Diego Christian (11-16-16)
6, Dakarai Allen vs. California (11-21-16)
6, Trey Kell vs. San Diego Christian (11-16-16)
6, Zylan Cheatham at Gonzaga (11-14-16)
6, Montaque Gill-Caesar at Gonzaga (11-14-16)

TOP ASSIST PERFORMANCES
9, Jeremy Hemsley vs. Savannah State (11-28-16)
7, Trey Kell vs. Savannah State (11-28-16)
5, Jeremy Hemsley vs. San Diego Christian (11-16-16)
4, Dakarai Allen vs. San Diego Christian (11-16-16)
4, Trey Kell vs. San Diego Christian (11-16-16)
3, D'Erryl Williams vs. Savannah State (11-28-16)
3, Jeremy Hemsley vs. California (11-21-16)
3, Trey Kell vs. California (11-21-16)
3, D'Erryl Williams vs. San Diego Christian (11-16-16)

TOP 3-POINT FG PERFORMANCES
5, Matt Shrigley vs. Savannah State (11-28-16)
4, Jeremy Hemsley vs. San Diego (11-11-16)
3, Max Hoetzel vs. Savannah State (11-28-16)
3, Matt Shrigley vs. California (11-21-16)
3, Jeremy Hemsley vs. San Diego Christian (11-16-16)
2, Max Hoetzel vs. California (11-21-16)
2, Jeremy Hemsley at Gonzaga (11-14-16)
2, Trey Kell vs. San Diego (11-11-16)

TOP STEALS
3, Zylan Cheatham vs. San Diego Christian (11-16-16)
3, Dakarai Allen vs. San Diego (11-11-16)
3, Jeremy Hemsley vs. San Diego (11-11-16)
2, Zylan Cheatham vs. Savannah State (11-28-16)
2, Trey Kell vs. California (11-21-16)
2, Dakarai Allen vs. San Diego Christian (11-16-16)
2, Zylan Cheatham at Gonzaga (11-14-16)
2, D'Erryl Williams vs. San Diego (11-11-16)

GAMES MISSED	
Ben Perez	.5
Max Hoetzel	.3
Malik Pope	.3
Matt Shrigley	.2
Valentine Izundu	.1
TOTAL	.14

* - conference game. ` - conference tournament game.

SEASON/CAREER HIGHS

#2 • BEN PEREZ

	Season	Career
Points		11 vs. Nicholls, 12-10-15
Rebounds		3 - two times
Assists		2 vs. Nicholls, 12-10-15
Steals		2 - three times
Blocked Shots		1 - four times
Minutes		21 vs. Kansas, 12-22-15
10+ Scoring Games		2 times

#3 • TREY KELL

	Season	Career
Points	23 vs. San Diego, 11-11-16	27 vs. Fresno State*, 1-19-16
Rebounds	7 vs. Savannah State, 11-28-16	10 at Nevada*, 1-26-16
Assists	7 vs. Savannah State, 11-28-16	7 vs. Savannah State, 11-28-16
Steals	2 - two times	4 vs. Colorado State*, 2-2-16
Blocked Shots	1 - three times	2 vs. Utah State, 3-10-16
Minutes	35 - two times	37 - four times
10+ Scoring Games	4 times	38 times
20+ Scoring Games	1 time	3 times

#4 • DAKARAI ALLEN

	Season	Career
Points	15 vs. San Diego Christian, 11-16-16	16 vs. Illinois State, 11-13-15
Rebounds	9 vs. San Diego Christian, 11-16-16	9 vs. San Diego Christian, 11-16-16
Assists	4 vs. San Diego Christian, 11-16-16	4 - three times
Steals	3 vs. San Diego, 11-11-16	4 - five times
Blocked Shots	5 vs. San Diego Christian, 11-16-16	5 vs. San Diego Christian, 11-16-16
Minutes	36 vs. San Diego Christian, 11-16-16	36 vs. San Diego Christian, 11-16-16
10+ Scoring Games	1 time	13 times

#5 • JALEN MCDANIELS

	Season/Career
Points	
Rebounds	
Assists	
Steals	
Blocked Shots	
Minutes	

#10 • MAX HOETZEL

	Season	Career
Points	15 vs. Savannah State, 11-28-16	19 vs. Mississippi Valley State, 11-14-14
Rebounds	8 vs. Savannah State, 11-28-16	9 vs. Mississippi Valley State, 11-14-14
Assists	1 vs. California, 11-21-16	2 - two times
Steals	1 vs. California, 11-21-16	1 - four times
Blocked Shots	1 vs. California, 11-21-16	1 - three times
Minutes	21 vs. California, 11-21-16	21 vs. California, 11-21-16
10+ Scoring Games	2 times	3 times

#11 • D'ERRYL WILLIAMS

	Season	Career
Points	4 vs. San Diego Christian, 11-16-16	9 vs. San Diego Christian, 11-18-15
Rebounds	9 vs. San Diego Christian, 11-16-16	5 vs. San Diego, 11-11-16
Assists	3 - two times	4 vs. Nicholls, 12-10-15
Steals	2 vs. San Diego, 11-11-16	2 - five times
Blocked Shots		1 - two times
Minutes	30 vs. San Diego Christian, 11-16-16	30 vs. San Diego Christian, 11-16-16

#12 • EMMANUEL WILSON

	Season/Career
Points	
Rebounds	1 vs. Savannah State, 11-28-16
Assists	
Steals	1 - two times
Blocked Shots	2 vs. San Diego Christian, 11-21-16
Minutes	12 vs. San Diego Christian, 11-21-16

#14 • ZYLAN CHEATHAM

	Season	Career
Points	18 vs. Savannah State, 11-28-16	18 vs. Savannah State, 11-28-16
Rebounds	8 vs. Savannah State, 11-28-16	11 vs. Grand Canyon, 12-18-15
Assists	2 - two times	4 vs. Kansas, 12-22-15
Steals	3 vs. San Diego Christian, 11-16-16	2 - four times
Blocked Shots	1 - three times	4 at Fresno State*, 2-10-16

Minutes	36 vs. San Diego, 11-11-16	36 vs. San Diego, 11-11-16
10+ Scoring Games	2 times	12 times
10+ Rebounding Games		6 times
Double-Doubles		2 times

#20 • MATT SHRIGLEY

	Season	Career
Points	15 vs. Savannah State, 11-28-16	16 at Colorado State*, 1-24-15
Rebounds	4 vs. Savannah State, 11-28-16	5 - four times
Assists		6 vs. Air Force*, 2-13-16
Steals		3 at Wyoming*, 1-14-15
Blocked Shots		3 at Air Force*, 1-20-15
Minutes	21 vs. Savannah State, 11-28-16	28 at Colorado State*, 1-24-15
10+ Scoring Games	2 times	17 times

#21 • MALIK POPE

	Season	Career
Points	14 vs. California, 11-21-16	22 at Colorado State*, 1-24-15
Rebounds	5 - two times	12 vs. Washington^, 3-21-16
Assists	1 vs. Savannah State, 11-28-16	5 vs. UNLV*, 3-5-16
Steals	1 vs. California, 11-21-16	2 - three times
Blocked Shots	2 vs. Savannah State, 11-28-16	3 - four times
Minutes	22 vs. Savannah State, 11-28-16	37 at New Mexico* (3-1-16)
10+ Scoring Games	1 time	17 times
20+ Scoring Games		2 times
Double-Doubles		4 times

#23 • MONTAQUE GILL-CAESAR

	Season	Career
Points	12 vs. Savannah State, 11-28-16	21 vs. UMKC, 11-14-14
Rebounds	6 at Gonzaga, 11-14-16	7 vs. UMKC, 11-14-14
Assists		3 vs. Florida, 2-24-15
Steals	1 vs. Savannah State, 11-28-16	3 at Chaminade, 11-26-14
Blocked Shots		1 - two times
Minutes	32 vs. San Diego, 11-11-16	36 vs. UMKC, 11-14-14
10+ Scoring Games	1 time	14 times

#24 • NOLAN NARAIN

	Season/Career
Points	4 vs. San Diego Christian, 11-16-16
Rebounds	1 - two times
Assists	
Steals	
Blocked Shots	
Minutes	18 vs. San Diego Christian, 11-16-16

#33 • NIKSHA FEDERICO

	Season	Career
Points		6 vs. San José State*, 2-25-14
Rebounds		1 - five times
Assists		1 - two times
Steals		
Blocked Shots		1 vs. San Diego Christian, 12-27-14
Minutes		4 vs. St. Katherine, 12-27-13

#42 • JEREMY HEMSLEY

	Season	Career
Points	25 vs. San Diego, 11-11-16	25 vs. San Diego, 11-11-16
Rebounds	4 - two times	6 - three times
Assists	9 vs. Savannah State, 11-28-16	6 vs. East Carolina, 11-23-15
Steals	3 vs. San Diego, 11-11-16	4 at Wyoming, 2-24-16
Blocked Shots	2 vs. California, 11-21-16	2 - three times
Minutes	33 vs. California, 11-21-16	38 vs. New Mexico*, 2-6-16
10+ Scoring Games	5 times	31 times
20+ Scoring Games	2 times	6 times

#45 • VALENTINE IZUNDU

	Season	Career
Points	7 vs. Savannah State, 11-28-16	10 - three times
Rebounds	7 vs. Savannah State, 11-28-16	7 - two times
Assists		2 vs. New Mexico, 12-25-15
Steals	1 vs. Savannah State, 11-28-16	1 - eight times
Blocked Shots	2 - three times	6 vs. Idaho State, 11-20-15
Minutes	24 at Gonzaga, 11-14-16	27 vs. New Mexico, 12-25-15
10+ Scoring Games		3 times

MISCELLANEOUS STATISTICS

San Diego State's Record When...

Category	2016-17 Season	Fisher Era	SDSU Streak	Note
Home	3-0	221-57	Won 7	SDSU is 49-5 in its last 54 home games and 32-2 in its last 34 Mountain West home games (since Jan. 26, 2013)
Away	0-1	101-109	Lost 1	SDSU is 51-21 in its last 72 road games; Aztecs are 50-14 in last 64 road games vs. non-AP top 25 teams
Neutral	1-0	49-29	Won 1	Aztecs have won 29 of the last 45 games at neutral sites
Scoring First	2-1		Won 2	SDSU is 107-25 in its last 132 games in which it has scored first
Opponent Scores First	2-0		Won 2	SDSU is 66-22 in its last 88 games in which the opponent has scored first
Leading at Half	4-0	287-45	Won 13	SDSU is 48-2 in its last 50 games when ahead at half. Last Loss: at Fresno State (2-10-16); 65-1 in last 66 at home when leading at half
Trailing at Half	0-1	68-145	Lost 4	SDSU is 4-4 the last eight times trailing at the half and 30-36 since the beginning of the 2010-11 season when trailing at halftime
Tied at Half		16-6	Won 1	SDSU is 7-3 in last 10 games that have been tied at half
Leading with 5:00 Left	4-0		Won 10	Won 239 of last 241 times; SDSU had 164-game winning streak snapped vs. Boise State (2-27-16); Last previous loss: at Wyoming (1-9-10)
Trailing with 5:00 Left	0-1		Lost 3	SDSU is 7-35 in its last 42; Last wins: vs. Boise (2-6-13), at USU (1-25-14), vs. LBSU (12-10-14), at UNLV (3-4-15), at UN (1-26-16), vs. USU (3-10-16)
Tied with 5:00 Left			Lost 1	SDSU is 3-1 in last 4; at Boise (2-5-14), at UNLV (3-1-14), at CSU (1-13-16), at Fresno (2-10-16) are recent games that were tied
In Overtime		21-14	Won 2	SDSU is 20-2 in its last 22 overtime games; Last loss: at Cincinnati (12-17-14); Won last seven overtime games played at home
SDSU Outrebounds Opp.	3-0	273-81	Won 6	SDSU is 20-2 in its last 22 and 130-21 in its last 151 games when outrebounding foe. Last loss: vs. Fresno State (3-12-16)
SDSU is Outrebounded	1-1	88-108	Won 1	SDSU is 37-23 in its last 60 games when outrebounded; Last win: vs. California (11-21-16)
Opp. Commits More TOs	4-0	220-62	Won 18	SDSU is 37-2 in its last 39 when committing fewer turnovers. Last loss: vs. Wyoming (3-14-15)
SDSU Commits More TOs	0-1	126-120	Lost 2	SDSU is 58-28 in its last 86 games when committing more turnovers; Last win: vs. Washington (3-21-16)
SDSU More FT Attempts	3-0	273-70	Won 3	SDSU is 128-20 in its last 148 games in the category. Last loss: vs. George Washington (3-29-16)
Opp. More FT Attempts	1-0	86-120	Won 2	SDSU is 39-24 in its last 63 games in this category. Last win: vs. California (11-21-16)
SDSU Shoots Better than Opp.	3-0	298-41	Won 6	SDSU is 150-8 in last 158 with higher FG pct.. Ls: at UNLV (12), vs. UA (12), vs. UA (14), at Fresno (15), at CSU (15), at Utah (15), at Fresno (16), vs. Fresno (16)
Opp. Shoots Better than SDSU	1-1	68-152	Lost 1	SDSU is 32-38 since the beginning of the 2010-11 season when the opponent has a higher FG pct.; Last win: vs. San Diego (11-11-16)
SDSU Shoots 50% or Better	1-0	125-14	Won 54	Won 54 straight games; Last loss: at No. 15 UNM (2-6-10); Won 62 straight at home when FG pct. >= 50.0 pct. (UNLV, 1-26-02)
SDSU Shoots 40-50%	2-0	185-81	Won 4	SDSU is 86-13 in its last 99 and 61-8 in last 69; Recent Ls: at FSU (1-3-15), at CSU (1-24-15), at Utah (11-16-15), vs. Boise (2-27-16), vs. Fresno (3-12-16)
SDSU Shoots 40% or Less	1-1	61-101	Won 1	SDSU is 35-3 when shooting 38.9 pct. or better (since Jan. 31, 2015); SDSU is 50-1 since Feb. 22, 2012, at home when shooting at least 38.9 pct.
Opp. Shoots 50% or Better		24-58	Won 1	Duke snapped streak of 41 straight SDSU opponents to less than 50 pct. from the field last season
Opp. Shoots 40-50%	1-0	146-109	Won 1	Losses last season: at No. 16/16 Utah (11-16-15), vs. W. Va. (11-27-15), vs. Kansas (12-22-15), vs. Boise State (2-27-16), vs. GWU (3-29-16)
Opp. Shoots 40% or Less	3-1	201-29	Won 3	SDSU is 111-16 in last 127 games. Last losses: vs. GCU (12-18-15), at Fresno (2-10-16), vs. Fresno (3-12-16), at Gonzaga (11-14-16)
SDSU Bench Outscores Opp.	1-0	213-80	Won 1	SDSU is 115-20 in this category since the beginning of the 2010-11 season; Aztecs are 83-16 in last 99 games
Opp. Bench Outscores SDSU	3-1	149-107	Won 2	SDSU is 53-25 in this category since the beginning of the 2010-11 season
SDSU Scores Less Than 60	0-1	36-73	Lost 3	SDSU is 22-23 in its last 45 games when scoring less than 60 points; Last win: at Nevada (1-26-16)
SDSU Scores Between 60-69	1-0	104-79	Won 1	SDSU is 50-18 in its last 68 games. Last losses: vs. No. 4/5 Arizona (3-27-14), at Cincinnati (12-17-14), vs. Boise (2-27-16), vs. Fresno (3-12-16)
SDSU Scores Between 70-79	1-0	141-26	Won 17	The Aztecs are 38-2 in last 40 and 82-5 in their last 87 games when scoring between 70-79 points. Last loss: at No. 16/16 Utah (11-16-15)
SDSU Scores Between 80-89	1-0	67-16	Won 12	SDSU is 19-2 in its last 21 games when scoring between 80-89 points
SDSU Scores Between 90-99		20-2	Won 15	The Aztecs have won 15 straight games and are 20-2 under Steve Fisher in this category
SDSU Scores 100+	1-0	3-0	Won 26	The Aztecs have won 26 straight games when reaching triple digits
Opp. Scores Less Than 60	2-0	189-21	Won 8	SDSU is 116-11 in the category in last 127 games; Last losses: vs. San Diego (12-6-15), vs. Grand Canyon (12-18-15), at Fresno (2-10-16) SDSU is 101-4 the last 105 home games when holding the opponent to 60 points or less
Opp. Scores Less Than 50		65-4	Won 1	SDSU is 50-3 in last 53 games in this category (at UW, 12-7-14; vs. Wyoming, 3-14-15; Little Rock, 11-21-15); SDSU is 53-1 under Fisher at home
Opp. Scores Between 50-59	2-0	123-17	Won 8	SDSU is 37-6 in last 43 games in this category; 47-2 in last 49 home games; 69-5 under Fisher at home
Opp. Scores Between 60-69	2-1	116-53	Won 2	SDSU is 48-17 in the category since the start of 2010-11. Last losses: vs. Fresno (3-12-16), vs. GWU (3-29-16), at Gonzaga (11-14-16)
Opp. Scores Between 70-79		59-66	Won 2	SDSU is 16-14 in its last 30 games when allowing between 70-79 points
Opp. Scores Between 80-89		6-39	Lost 1	SDSU is 2-5 since the beginning of the 2010-11 season in this category.
Opp. Scores Between 90-99		1-14	Won 1	SDSU snapped a 24-game losing streak in the category by winning at TCU (3-3-12)
Opp. Scores 100+		0-3	Lost 9	
Wearing Black	2-1		Won 2	SDSU is 11-3 in last 14 and 39-21 in its last 60 games in the black uniforms; Last worn at home vs. San Diego Christian (11-16-16)
Wearing Red			Won 1	Aztecs are 15-5 in their last 20 when wearing red since the start of 2010-11; Last worn: at San Jose State (2-21-15)
Wearing White	1-0		Won 1	SDSU is 113-19 in white uniforms since the beginning of the 2010-11 season
Wearing Retro White		0-2	Lost 2	Wore vs. USD and vs. No. 2/3 Kansas
Wearing Camouflage		0-1	Lost 1	SDSU lost to No. 9/9 Syracuse (11-11-12)
Wearing Pewter Gray		3-1	Won 2	Uniforms made its debut vs. USD (12-15-12); also worn against UNLV (1-16-13), FS (2-9-13), BSU (3-13-13)
Wearing Turquoise	1-0	3-0	Won 3	Uniforms made its debut vs. Bakersfield (11-20-14), worn again vs. San Diego Christian (11-18-15), and this season vs. Savannah St. (11-28-16)
On Monday	2-1		Won 2	Aztecs are 11-2 on Monday since the beginning of 2010-11
On Tuesday			Lost 1	SDSU is 29-5 in its last 34 games played on Tuesday. Last loss: vs. George Washington (3-29-16)
On Wednesday	1-0		Won 3	SDSU is 12-1 in last 13 and 42-9 in its last 51 games played on Wednesday
On Thursday			Won 6	Aztecs played just 20 Thursday games since the start of the 2010-11 season
On Friday	1-0		Won 2	SDSU is 22-4 in its last 26 games played on the day
On Saturday			Lost 1	SDSU is 53-18 in its last 71 games played on Saturday
On Sunday			Won 1	The Aztecs have played only 16 Sunday games since the beginning of the 2010-11 campaign (10-6)
In November	4-1		Won 3	SDSU is 34-9 in November since the beginning of the 2010-11 campaign
In December			Won 1	The Aztecs are 40-6 in their last 46 games played in December. Last loss: vs. Kansas (12-22-15)
In January			Won 10	SDSU is 24-2 in last 26 and 40-6 in last 46 January games
In February			Lost 1	SDSU is 23-10 in its last 33 games played during the month
In March			Lost 1	The Aztecs are 43-15 in their last 58 March games