

Mission Statement: The mission of the United States Air Force Academy is to educate, train, and inspire men and women to become leaders of character, motivated to lead the United States Air Force in service to our nation.

Schedule

Date	Opponent (TV/Digital)	Time/Result
11/6	PORTLAND STATE (ALT2/MWN)	L, 65-72
11/10	at LIU (SNY/NEC Front Row)	W, 82-67
11/12	at Delaware (Flohoops)	L, 57-65
11/16	LINDENWOOD (Altitude/MWN)\$	W, 76-58
11/17	WILLIAM & MARY (MWN)\$	W, 80-71, OT
11/19	OMAHA (ALT2/MWN)	W, 58-56
11/22	VMI (ALT2/MWN)	W, 64-54
11/26	at South Dakota (SLN)	W, 58-57
12/3	at Portland (ESPN+)	W, 80-58
12/9	EASTERN WASHINGTON (Altitude/MWN)	L, 68-73
12/16	vs. UT Arlington ^ (ESPN+)	L, 73-76
12/21	NORTHERN COLORADO (Altitude/MWN)	L, 79-83
1/2	UTAH STATE* (ALT2/MWN)	L, 60-88
1/9	at Nevada* (NSN/MWN)	L, 54-67
1/13	SAN JOSE STATE* (MWN)	L, 67-70
1/16	at Colorado State* (MWN)	L, 69-78, OT
1/20	NEW MEXICO* (CBSSN)	L, 66-85
1/23	at UNLV* (CBSSN)	W, 90-58
1/27	at Fresno State*	L, 70-84
1/30	WYOMING* (Altitude/MWN)	L, 72-83
2/3	at Boise State* (MWN)	L, 56-94
2/6	#24 SAN DIEGO STATE* (FS1)	8:30 pm
2/10	FRESNO STATE* (MWN)	1 pm
2/13	at San Jose State* (NBC Sports Bay Area/MWN)	7 pm
2/21	UNLV* (FS1)	9 pm
2/24	at New Mexico* (CBSSN)	2 pm
2/27	BOISE STATE* (Altitude/MWN)	7 pm
3/1	at Utah State* (FS1)	9 pm
3/5	at Wyoming* (MWN)	6:30 pm
3/9	COLORADO STATE* (ALT2/MWN)	2 pm
3/13-16	MW Championships (CBSS/MWN)	

* Mountain West Contest
\$ Air Force Classic (MTE)
^ US LBM Coast-To-Coast Challenge - Dickies Arena, Fort Worth, Texas
Home games in BOLD CAPS
All times local to site.
All date and times are subject to change.

MBB Contact: Nick Arseniak
email: nicholas.arseniak@afacademy.af.edu
Office: 719-333-9251

Web: goAirForceFalcons.com
Twitter: @AF_MBB
Home Game Video for non-televised games:
http://www.goAirForceFalcons.com/WatchLive
Mountain West: TheMW.com
MW Twitter: @MW_MBB

#24 San Diego State vs. Air Force

Tuesday, Feb. 6, 2024 - 8:40 pm MT
Clune Arena (5,843) - USAF Academy, Colo.

BROADCAST INFORMATION

TV/Stream: FS1 (PxP - Jenny Cavnar; Analyst - Nick Bahe)
Radio: AM 740 KVOR (PxP - Jim Arthur)
Live Stats: Statbroadcast (AirForceStats.com)

THE BREAKDOWN

Quick Facts:	Air Force	San Diego State
2023-24 Record:	8-13, 1-8 MW	17-5, 6-3 MW
2022-23 Record:	14-18/5-13, 10th MW	32-7/15-3, 1st MW
Streak:	L3	W1
Last Game:	L, 94-56, at RV/- Boise State	W, 81-67, vs. 17/17 Utah State
Next Game:	2/10 vs. Fresno State	2/9 at Nevada
Nickname:	Falcons	Aztecs
Location/Enrollment:	Colorado Springs, CO/4,000	San Diego, CA/33,870
Website:	GoAirForceFalcons.com	goAztecs.com

THE COACHES

Head Coach:	Joe Scott	Brian Dutcher
Alma Mater:	Princeton, 1987	Minnesota, 1982
School Record:	89-132 (8th season)	168-52 (7th season)
Career Record:	273-309 (20th season)	Same
Record vs. Opponent:	3-10	10-1

THE SERIES

Overall - Home/Away/N:	Air Force trails 24-64 - 17-26/6-32/1-6
First Meeting:	Dec. 8, 1973 at the Great Plains Classic in Omaha, Neb. (SDSU 87-68)
Last Meeting:	Dec. 28, 2022 at SDSU (SDSU 71-55)
Streak:	SDSU, 8 (SDSU 4 in a row at Clune Arena)

NOTABLE:

- Air Force is 4-89 all-time vs. ranked opponents.
- Air Force's last win over a ranked opponent was against #12 New Mexico on March 9, 2013.
- Air Force is one of four teams in the nation with no seniors and no grad transfers.
- Air Force ranks 29th in nation in 3 pt FG% (37.4) and 42nd in three's made per game (9.0).
- Kellan Boylan tied school record with 9 three's against Wyoming. Most ever in MW by a sophomore in a MW game.
- Air Force's 32-point win at UNLV was biggest ever over the Rebels and in a MW road game for the program.
- Sophomore Rytis Petraitis notched the second triple-double in program history vs. UNLV (18p-13r-11a).
- Junior guard Ethan Taylor ranks 3rd in nation in minutes played (38.1) and 10th in three's per game (3.29).
- Air Force has its first seniorless team since 1987, a span of 36 years.

STATISTICAL COMPARISON (as of 2/4/24)

Category	Air Force	NCAA/MW Rankings	San Diego St.	NCAA/MW Rankings
Games Played	21		22	
Points/Game	68.3	306/11	76.2	125/5
Scoring Defense	70.8	145/8	67.3	66/3
Scoring Margin	-2.7	277/10	+8.9	60/6
Field Goal Percentage	45.9	111/8	44.9	166/11
Field Goal Percentage Defense	45.5	288/9	40.7	42/1
Free Throw Percentage	68.5	284/10	73.0	111/3
Free Throws Made/Game	11.3	312/9	16.1	51/4
3-Pt Field Goal Percentage	37.4	29/2	32.4	251/10
3-Pt Field Goals Made/Game	9.0	42/2	7.2	206/7
3-Pt Field Goal Percentage Defense	36.7	329/9	29.8	23/2
Rebounds/Game	30.0	348/11	37.4	103/3
Rebound Margin	-2.7	299/10	+3.9	81/2
Blocks/Game	4.2	77/3	3.5	154/7
Assists/Game	15.4	65/4	12.6	228/10
Turnovers/Game	12.5	221/9	11.1	96/6
Assist-to-Turnover Ratio	1.2	118/7	1.1	164/8
Steals/Game	6.8	152/6	7.5	92/2

Air Force Basketball Quick Facts: 2023-24

QUICK FACTS

City	USAFA/Colorado Springs, Colo.
Population	483,956 (2021 via US Census)
Founded	1954
Enrollment	4,000
Nickname	Falcons
School Colors	Blue & Silver
Arena	Clune Arena (5,843)
Conference	Mountain West
Superintendent	Lt. Gen. Richard Clark
Athletics Director	Nathan Pine

ALL-TIME RECORD

Years of AF basketball	68th in 2023-24, since 1957
Overall Record	807-1,047
Mountain West Record	1
NCAA Appearances	3
Postseason NIT Appearances	1

CLUNE ARENA

Season	54th season
Opened	1968
Overall Record	592-333
Mountain West Record	97-104
Capacity	5,843

MW TOURNAMENT

Record	6-24
First Round	6-12
Quarterfinal	0-18

TEAM INFORMATION

Head Coach	Joe Scott
Career Record	273-309/20th season
Record At Air Force	89-132/8th season
MW Record at Air Force	34-92
Assistant Coach	David Metzendorf
Assistant Coach	Jared Czech
Assistant Coach	Lt. Col. Matt McCraw
Assistant Coach	Zack Curran
Assistant Coach	Derek Brooks
Assistant Coach	Jehyve Floyd
Assistant/Operations	Jon Jordan
Athletic Trainer	Woody Graham
Strength & Conditioning	Bryce Taylor
Basketball Administrator	Shondell Reed

2022-23 Season Review

Record	14-18
Mountain West Record	5-13/10th

Team Information

Starters Returning/Lost	4/1
Returning/Lost	10/8
Newcomers	10

Athletic Communications

Assistant Director	Nick Arseniak
Cell	719-510-2684
Email	Nicholas.Arseniak@afacademy.af.edu

RADIO

Flagship Radio Station	KVOR 740 AM/KCSF Extra Sports 1300 AM
AF Play-By-Play	Jim Arthur

MEDIA INFORMATION

INTERVIEWS

Air Force players and coaches are available on assigned days. All interviews must be scheduled in advance. All requests should be made at least one day in advance.

PRACTICES

All Air Force basketball practices are open to the media. However, any media wishing to attend practice must contact Nick Arseniak in the athletic communications office at least one day in advance and to gain access to the base.

CONTACTING PLAYERS/STAFF

All communications with Air Force cadet-athletes, coaches and staff must go through the athletic communications office – **ABSOLUTELY NO EXCEPTIONS**. Failure to follow this policy will result in loss of credentials and access to Air Force athletes, coaches and staff. Cadet-athlete's private phone numbers and email addresses will not be issued to the media. Air Force cadet-athletes have also been instructed not to accept calls from media without prior notification from athletic communications.

BASKETBALL CONTACT

Nick Arseniak..... MR Assistant
 MBB Contact
 Office:..... 719-333-9251
 Cell: 719-510-2684
 Email:.. nicholas.arseniak@afacademy.af.edu

Air Force Men's Basketball 2023-24 Roster

No.	Name	Yr.	Pos.	Ht.	Wt.	Squadron/Name	Hometown (Previous School/High School)
0	Josh Gatete	Fr.	F	6-9	190	17 Stalag 17	Granger, IN (Penn HS)
1	Sam Akinrelere	Fr.	G	6-2	228	33 King Ratz	Houston, TX (USAFA Prep/Foster HS)
2	Dawson Sarblah	Jr.	G	6-6	200	35 Wild Weasels	Greenville, AL (Greenville HS)
3	Luke Kearney	Fr.	F	6-7	205	15 War Eagles	Phoenix, AZ (USAFA Prep/Bella Vista Prep)
4	Wyatt Boeker	Fr.	F	6-8	205	24 The Phantoms	Tomball, TX (The Woodlands Christian Academy HS)
5	Ethan Taylor*	Jr.	G	6-5	195	3 Dogs of War	Houston, TX (USAFA Prep/Memorial HS)
10	Caleb Walker	Fr.	F	6-9	230	30 Knights of Thirty	Jefferson City, MO (USAFA Prep/Eugene HS)
11	Byron Brown	Jr.	G	6-4	205	2 Deuce	Sahuarita, AZ (USAFA Prep/Sahuarita HS)
13	Chase Beasley	Jr.	G/F	6-6	190	9 Viking Nine	Fort Washington, MD (USAFA Prep/St. Stephens & St. Agnes)
14	Beau Becker	Jr.	F	6-7	205	2 Deuce	Dallas, TX (USAFAP Prep/Woodrow Wilson HS)
15	Corbin Green	So.	F	6-5	230	26 Barons	Midlothian, TX (USAFA Prep/Midlothian HS)
21	Solo Jones	So.	F	6-8	202	21 Blackjacks	Long Beach, CA (USAFA Prep/Los Alamitos HS)
23	Kellan Boylan	So.	G/F	6-7	200	5 Wolfpack	Overland Park, KS (Bishop Miege HS)
24	Jeffrey Mills	Jr.	G	6-4	200	22 Raptors	Flower Mound, TX (USAFA Prep/Flower Mound HS)
25	Warren Gorman	Fr.	F	6-7	205	26 Barons	Washington, DC (Bishop Ireton HS)
31	Rytis Petraitis	So.	F	6-7	210	6 Bull Six	Arlington, TX (USAFA Prep/The Oak Ridge School)
32	Kolby Gilles	Fr.	F	6-5	240	39 Jedi Knights	Chicago, IL (USAFA Prep/St. Ignatius College Prep)
33	Brady Ruggles	Fr.	G	6-6	195	14 Cobras	Wheaton, IL (USAFA Prep/Danville HS)
40	Nate Robinson	Fr.	G	5-9	145	17 Stalag 17	Orlando, FL (Bishop Moore Catholic HS)
51	Wesley Celichowski	Fr.	C	7-0	245	4 Fightin' Fourth	Georgetown, IN (USAFA Prep/Floyd Central HS)

* Team Captain

Head Coach: Joe Scott (Princeton, 1987) – 8th/4th season (Air Force head coach from 2000-04 and 2020-Present)

Associate Head Coach: David Metzendorf (Ithaca College, 2013) – 4th season

Assistant Coach: Jared Czech (Manhattanville College, 2013) – 4th season

Assistant Coach: Lt. Col. Matt McCraw (USAFA, 2007) – 3rd season

Assistant Coach: Zack Curran (Virginia Tech, 2015) – 3rd season

Assistant Coach: Derek Brooks (USAFA, 2011) – 1st season

Assistant Coach: Jehyve Floyd (Holy Cross, 2019) - 1st season

Assistant Coach/Operations: Jon Jordan (USAFA, 1985) – 7th season

PRONUNCIATION GUIDE

0 Josh Gatete	Guh-TE-TAY
1 Akinrelere	Ah-kin-LARRY
3 Kearney	kar-nee
31 Rytis Petraitis	REE-tis Peh-TRY-tis
32 Kolby Gilles	Jill
51 Celichowski	Cell-uh-HUSKY
Czech	Check
Jehyve	je-HIGH-vuh

Falcons By Class**Juniors (6):**Chase Beasley
Beau Becker
Byron Brown
Jeffrey Mills
Dawson Sarblah
Ethan Taylor**Sophomores (4):**Kellan Boylan
Corbin Green
Solo Jones
Rytis Petraitis**Freshmen (10):**Sam Akinrelere
Wyatt Boeker
Wesley Celichowski
Josh Gatete
Kolby Gilles
Warren Gorman
Luke Kearney
Nate Robinson
Brady Ruggles
Caleb Walker**Falcons By State****(10 States/1 District)****Alabama:** Sarblah (Greenville)**Arizona (2):** Brown (Sahuarita),
Kearney (Phoenix)**California:** Jones (Long Beach)**Florida:** Robinson (Orlando)**Illinois (2):** Gilles (Chicago),
Ruggles (Wheaton)**Indiana (2):** Celichowski (George-
town), Gatete (Granger)**Kansas:** Boylan (Overland Park)**Maryland:** Beasley (Fort Washington)**Missouri:** Walker (Jefferson City)**Texas (7):** Akinrelere (Houston),
Becker (Dallas), Boeker (Tomball),
Green (Midlothian), Mills (Flower
Mound), Petraitis (Arlington),
Taylor (Houston)**Washington DC:** Gorman

LAST TWO MEETINGS VS. SAN DIEGO STATE

Official Basketball Box Score - Final															Game Time: 8:10 PM Game Duration: 1:52 Attendance: 12,414		
Air Force at San Diego State																	
12/29/22 Steve Fisher Court at Vegas Arena, San Diego																	
2023-23 Men's Basketball																	
Officials: Gregory Nixon, Randy Richardson, Deron White																	
Air Force - 55															Record: 9-5 (1-1)		
NO.	Name	Min	FG	3P	FT	Rebounds	Fouls	TP	AS	TO	ST	Blocks	BS	BA	±	Shooting By Period	
15	Corbin Green	F 21:47	1-5	0-0	0-0	2 1 3	2 1	2	1	0	0	0	0	1	-17	1 st FG%	9-24 37.5%
3	Jake Heibredere	G 25:53	2-9	2-7	0-0	0 4 4	0 0	6	0	3	0	0	0	-18	3PT%	2-9 22.2%	
5	Ethan Taylor	G 23:55	3-6	3-5	0-0	0 2 2	3 1	9	1	2	1	0	1	-21	FT%	3-3 100%	
24	Jeffrey Mills	G 27:18	4-6	2-3	0-0	0 0 0	2 0	10	2	2	2	0	0	-15	2 nd FG%	12-25 48.0%	
30	Camden Vander Zwaag	G 14:46	1-4	0-2	0-0	0 0 0	0 0	2	1	0	0	0	1	-19	3PT%	6-13 46.2%	
4	Carter Murphy	19:10	2-5	1-3	2-2	0 1 1	2 3	7	2	1	1	0	1	-3	FT%	2-2 100%	
31	Rytis Petraitis	25:14	2-7	0-1	2-2	2 2 4	2 7	6	5	3	2	1	1	3	GM FG%	21-49 42.9%	
42	Marcell McCreary	21:56	3-4	0-1	0-0	0 3 3	1 0	6	3	3	1	0	0	8	3PT%	8-22 36.4%	
14	Beau Becker	18:13	3-3	0-0	1-1	0 0 0	4 1	7	0	0	0	1	0	1	FT%	5-5 100.0%	
23	Jake Murphy	01:48	0-0	0-0	0-0	0 0 0	0 0	0	0	0	0	0	0	1	Dead Ball Rebounds: 0, 1		
Team						2 1 3		0		1							
Totals		21-49	8-22	5-5	6 14 20	16 13	55	15	15	7	2	5	16	Technical Fouls: NONE			
San Diego State - 71															Record: 10-3 (1-0)		
NO.	Name	Min	FG	3P	FT	Rebounds	Fouls	TP	AS	TO	ST	Blocks	BS	BA	±	Shooting By Period	
0	Keshad Johnson	F 23:33	3-6	0-1	3-5	2 3 5	2 4	9	1	1	1	1	1	10	1 st FG%	14-25 56.0%	
31	Nathan Mensah	F 18:03	1-4	0-0	0-0	2 5 7	1 2	2	0	1	0	2	0	14	3PT%	5-10 50.0%	
5	Lamont Butler	G 21:29	3-6	0-2	0-0	0 2 2	2 0	6	2	4	2	0	0	24	FT%	3-5 60%	
12	Darrion Trammell	G 31:04	2-8	1-5	1-2	0 0 0	1 1	6	5	2	1	1	0	4	2 nd FG%	10-24 41.7%	
20	Matt Bradley	G 31:13	9-12	6-7	3-5	1 2 3	1 4	27	1	0	1	0	0	12	3PT%	6-13 46.2%	
13	Jaedon LeDee	21:57	2-3	0-0	2-3	3 3 6	2 3	6	0	2	1	1	0	2	FT%	9-13 69.2%	
3	Micah Parrish	11:44	1-3	1-3	3-3	0 1 1	2 1	6	0	2	0	0	0	0	GM FG%	24-49 49.0%	
2	Adam Seiko	24:54	3-7	3-5	0-0	1 3 4	1 0	9	0	1	1	0	1	4	3PT%	11-23 47.8%	
25	Elijah Saunders	05:33	0-0	0-0	0-0	0 1 1	0 0	0	0	0	0	0	0	3	FT%	12-18 66.7%	
33	Aguek Arop	10:30	0-0	0-0	0-0	0 1 1	1 1	0	1	0	1	0	0	7	Dead Ball Rebounds: 7, 1		
Team						0 0 0		0		1							
Totals		24-49	11-23	12-18	9 21 30	13 16	71	10	14	8	5	2	16	Technical Fouls: NONE			
		AFA	SDSU	Points from		Turnovers		Period by Period Scoring			Fast Breaks		Bench				
Biggest lead		0 (1 st 20:00)	19 (2 nd 15:13)	AFA	SDSU	8	26	1st	2nd	TOT	2	2	4	AF	24	36	60
Best Scoring Run		9 (1 st 7:25)	13 (1 st 15:05)	22	20	AFA	23	32	55	SDSU	36	35	71				
Lead Changes		0	0	7	17												
Times Tied		1	1	2	9												
Time with Lead		00:00	38:57	26	21												

Official Basketball Box Score - Final															Game Time: 8:10 PM Game Duration: 1:54 Attendance: 1,489		
San Diego St. at Air Force																	
01/21/23 Clune Arena, U.S. Air Force Academy																	
2022-23 Men's Basketball																	
Officials: David Hall, Jim Schipper, Eric Anderson																	
San Diego St. - 70															Record: 15-4 (6-1)		
NO.	Name	Min	FG	3P	FT	Rebounds	Fouls	TP	AS	TO	ST	Blocks	BS	BA	±	Shooting By Period	
0	Keshad Johnson	F 28:09	3-5	1-2	6-7	4 6 10	2 5	13	0	0	0	1	1	-1	1 st FG%	12-29 41.4%	
31	Nathan Mensah	F 13:55	2-6	0-0	0-0	4 2 6	3 0	4	0	1	0	2	0	-9	3PT%	3-7 42.9%	
5	Lamont Butler	G 32:22	3-11	1-4	4-4	1 2 3	3 2	11	0	2	0	0	1	3	FT%	12-12 100%	
12	Darrion Trammell	G 29:53	5-11	1-4	1-1	0 2 2	1 1	12	2	2	1	0	1	6	2 nd FG%	10-28 35.7%	
20	Matt Bradley	G 30:03	5-11	1-4	2-2	1 6 7	0 4	13	1	1	0	0	0	-6	3PT%	1-8 12.5%	
3	Micah Parrish	23:48	0-4	0-1	7-7	0 2 2	3 3	7	2	0	0	0	0	23	FT%	10-11 90.9%	
13	Jaedon LeDee	18:47	2-5	0-0	2-2	3 4 7	2 3	6	1	1	0	0	1	16	GM FG%	22-57 38.6%	
33	Aguek Arop	23:03	2-4	0-0	0-0	2 6 8	3 1	4	0	1	0	1	0	18	3PT%	4-15 26.7%	
Team						0 0 0		0		0						FT%	
Totals		22-57	4-15	22-23	15 30 45	17 19	70	6	8	1	4	4	10	Dead Ball Rebounds: 0, 0			
Technical Fouls: NONE																	
Air Force - 60															Record: 12-8 (3-4)		
NO.	Name	Min	FG	3P	FT	Rebounds	Fouls	TP	AS	TO	ST	Blocks	BS	BA	±	Shooting By Period	
14	Beau Becker	F 15:14	2-4	1-1	1-1	0 1 1	4 1	6	2	0	0	0	1	-6	1 st FG%	10-26 38.5%	
3	Jake Heibredere	G 37:20	7-15	3-8	0-0	1 5 6	3 2	17	0	1	1	0	0	-5	3PT%	3-14 21.4%	
5	Ethan Taylor	G 37:41	5-10	2-6	0-0	0 1 1	1 1	12	3	2	4	0	0	-5	FT%	14-26 53.8%	
31	Rytis Petraitis	G 40:00	4-7	1-4	2-6	0 5 5	4 8	11	5	0	0	1	0	-10	2 nd FG%	14-26 53.8%	
42	Marcell McCreary	G 14:07	0-2	0-1	0-0	1 0 1	1 2	0	0	0	1	0	0	-6	3PT%	5-12 41.7%	
30	Camden Vander Zwaag	18:21	1-1	1-1	0-0	0 2 2	1 0	3	1	2	1	0	0	1	FT%	3-6 50%	
15	Corbin Green	24:46	4-7	0-1	1-3	0 3 3	3 2	9	2	0	0	3	1	-4	GM FG%	24-52 46.2%	
4	Carter Murphy	09:10	1-4	0-2	0-0	0 1 1	1 1	2	0	0	0	0	1	-5	3PT%	8-26 30.8%	
24	Jeffrey Mills	03:21	0-2	0-2	0-0	0 0 0	1 0	0	1	0	0	0	0	-10	FT%	4-10 40.0%	
Team						2 3 5		0		0						Dead Ball Rebounds: 0, 0	
Totals		24-52	8-26	4-10	4 21 25	19 17	60	14	6	6	4	4	10	Technical Fouls: NONE			
		SDS	AF	Points from		Turnovers		Period by Period Scoring			Fast Breaks		Bench				
Biggest lead		18 (2 nd 16:36)	5 (1 st 14:32)	10	4	2	2	4	3	7	7	14	AF	24	36	60	
Best Scoring Run		9 (1 st 3:03)	10 (2 nd 11:00)	32	30												
Lead Changes		2	2														
Times Tied		1	1														
Time with Lead		29:06	09:44														

LAST 10 MEETINGS VS. SAN DIEGO STATE

Date	Location	Score	AF leading Scorer	SDSU Leading Scorer	AF FG-%	3PT-%	FT-%	SDSU FG-%	3PT-%	FT-%
2-21-18	USAFA	(SDSU 67-56)	Ryan Swan - 11	Matt Mitchell - 17	21-53/39.6	13-36/36.1	1-2/50.0	26-54/48.1	6-20/30.0	9-15/60.0
1-12-19	USAFA	(AF 62-48)	AJ Walker - 19	Jalen McDaniels - 18	23-59/39.0	9-28/32.1	7-10/70.0	19-50/38.0	2-17/11.8	8-13/61.5
1-30-19	SD	(SDSU 67-56)	Lavelle Scottie - 22	Devin Watson - 15	21-56/37.5	4-17/23.5	5-5/100	24-55/43.6	9-25/36.0	9-10/90.0
2-8-20	USAFA	(SDSU 89-74)	Chris Joyce - 23	KJ Feagin - 21	26-56/46.4	8-20/40.0	14-21/66.7	29-52/55.8	14-27/51.9	17-25/68.0
3-5-20	Las Vegas	(SDSU 73-60)	AJ Walker - 18	Jordan Schakel - 17	21-47/44.7	10-24/41.7	8-10/80.0	26-52/50.0	11-26/42.3	10-12/83.3
1-22-21	USAFA	(SDSU 98-61)	AJ Walker - 17	Jordan Schakel - 18	22-40/55.0	9-21/42.9	8-13/61.5	36-66/54.5	13-29/44.8	13-24/54.2
1-24-21	USAFA	(SDSU 91-59)	Nick Jackson - 17	Jordan Schakel - 24	21-45/46.7	8-21/38.1	9-16/56.3	31-60/51.7	16-30/53.3	13-18/72.2
2-12-22	SD	(SDSU 76-64)	AJ Walker - 27	Nathan Mensah - 14	24-49/49.0	4-18/22.2	12-15/80.0	25-40/62.5	5-10/50.0	21-27/77.8
12-28-22	SD	(SDSU 71-55)	Jeffrey Mills - 10	Matt Bradley - 27	21-49/42.9	8-22/36.4	5-5/100.0	24-49/49.0	11-23/47.8	12-18/66.7
1-21-23	USAF	(SDSU 70-60)	Jake Heibredere - 17	Bradley/Johnson - 13	24-52/46.2	8-26/30.8	4-10/40.0	22-57/38.6	4-15/26.7	22-23/95.7

AIR FORCE CAREER VS. SAN DIEGO STATE

Player	G-GS	MIN/Avg.	Points/Avg.	FG-%	3FG-%	FT-%	Reb./Avg.	Assists/Avg.	Career High Pts/Reb/Asst
Beau Becker	2-1	33/16.5	13/6.5	5-7/85.7	1-1/100	2-2/100	1/0.5	2/1.0	7/1/2
Corbin Green	2-1	47/23.5	11/5.5	5-12/41.7	0-1/0.0	1-3/33.3	6/3.0	3/1.5	7/3/2
Jeffrey Mills	3-0	49/16.3	14/4.7	6-13/46.2	2-6/33.3	0-0/0.0	3/1.0	6/2.0	10/3/3
Rytis Petraitis	2-1	65/37.5	17/8.5	6-14/42.9	1-5/20.0	4-8/50.0	9/4.5	10/5.0	11/5/5
Ethan Taylor	3-3	101/33.7	27/9.0	10-23/43.5	7-16/43.8	0-0/0.0	5/1.7	7/2.3	12/2/3

THE SERIES

Air Force and San Diego State are meeting for the 87th time overall. The Aztecs lead the series, 64-24. SDSU is 34-17 at Air Force, 34-6 at home and 6-1 in neutral site games. San Diego State won both of last year's meetings. The teams first played Dec. 8, 1973 in Omaha, Neb., in the Great Plains Classic. The Aztecs won the game, 87-68, which is the lone non-conference game between the schools.

RECAPPING LAST SEASON**FIRST MEETING - Dec. 28, 2022**

Air Force men's basketball (9-5, 0-1 MW) fell, 71-55, at RV/RV San Diego State (10-3, 1-0 MW) in its conference-opener Wednesday night at Viejas Arena. Sophomore guard Jeffrey Mills led the Falcons with 10 points.

San Diego State shot 48 percent from three, as the Aztecs made 11 three's. Aztec guard Matt Bradley scored 27 points, making 6 of 7 from three to lead all scorers.

Air Force was forced into 15 turnovers, allowing SDSU to hold a 26-8 advantage in points off turnovers. The Falcon defense did force the Aztecs into 14 turnovers.

The Falcons found themselves down 36-23 at the half. After trading baskets to start the game, San Diego State ripped off a 13-0 run to jump out to an early double-digit lead.

The Falcons fought back with a 9-0 run of their own to get the game down to five points at 25-20 with 7:25 to play. San Diego State then came right back to close the half on a 11-3 run.

The Aztecs went up by 19 early in the second half, before the Falcons cut the lead to 10 with a 15-6 run to make it 50-40 with 10 minutes to play. San Diego State called a timeout and promptly went on a 9-0 run to go back up by 19.

Air Force shot 43 percent from the field and 36 percent from three point range. The Falcons were perfect from the free throw line, making all five attempts.

Mills led the Falcons on offense, going 4 of 6 from the field and 2 of 3 from three-point range. Ethan Taylor scored nine points on three three's. Carter Murphy and Beau Becker added seven points each off the bench. Jake Heidreder and Rytis Petraitis led the Falcons with four rebounds each. Petraitis tied a career-high with five assists.

SECOND MEETING - Jan. 21, 2023

Air Force men's basketball (12-8, 3-4 MW) dropped a 70-60 contest to (RV/RV) San Diego State (15-4, 6-1 MW) in a Mountain West game Saturday night at Clune Arena. Sophomore guard Jake Heidbreder led the Falcons with 17 points.

A big first-half deficit proved too big a hill to climb for the Falcons, who snapped a three-game win streak. San Diego State won by out-rebounding Air Force 45-25 and going 22 for 23 from the free throw line. Air Force meanwhile made just four free throws for the game.

The Falcons got off to a strong start, using a 9-0 run to go ahead 9-4 early. Air Force led until seven minutes left in the first half, before the Aztecs took the lead. A pair of 9-0 runs by SDSU had the Falcons trailing 39-24 at the half. San Diego State out-rebounded Air Force 25-11 in the first half and held a 12 to 4 advantage in free throw attempts.

Air Force shot 54 percent in the second half and out-scored the Aztecs 36-31. San Diego State got up big in the second half before the Falcons rallied. The Aztecs led by 18 with 16:37, to play in the second. The Falcons steadily chipped away at the lead and got the game down to five points with a minute to play. San Diego State then closed with the last five points of the game to hold off the Falcons.

Heidbreder returned to form with seven field goals and three three's. He added six rebounds.

Ethan Taylor and Rytis Petraitis both reached double-figures for the Falcons. Taylor scored 12 points, adding three assists and four steals. Petraitis scored 11 points, to go with five rebounds and five assists.

Forward Corbin Green blocked three shots for the Falcons, giving him 30 for the season. That total is sixth-most in a season all-time at Air Force.

Matt Bradley and Keshad Johnson scored 13 points each to lead the Aztecs. Darrion Trammell scored 12 points and Lamont Butler added 11. Johnson notched a double-double with 10 rebounds.

Series History vs. SDSU

Date	Site	Result
12-8-73	Omaha, NE&	L 68-87
1-15-81	San Diego	L 43-58
2-21-81	USAFA (2OT)	L 61-63
1-25-82	USAFA	L 57-58
2-4-82	San Diego	L 55-67
1-31-83	San Diego	L 47-71
2-26-83	USAFA	L 58-64
2-2-84	USAFA	W 55-43
3-3-84	San Diego	L 58-74
1-5-85	USAFA	L 73-88
1-28-85	San Diego	L 64-74
1-2-86	San Diego	L 50-69
1-31-86	USAFA	L 63-69
1-8-87	USAFA	W 86-75
2-7-87	San Diego	W 81-77
1-21-88	USAFA	W 60-57
3-5-88	San Diego	L 67-79
1-7-89	San Diego	L 61-64
2-4-89	USAFA	W 87-69
1-13-90	USAFA	L 68-72
2-15-90	San Diego	W 65-59
3-7-90	El Paso, TX\$ (OT)	W 70-64
1-10-91	USAFA	L 48-52
2-16-91	San Diego	L 59-76
3-6-91	Laramie, WY\$	L 51-58
2-1-92	USAFA	W 65-47
2-20-92	San Diego	W 60-58
1-28-93	San Diego	L 51-59
2-4-93	USAFA	L 62-72
1-29-94	USAFA	L 60-68
2-5-94	San Diego	L 69-82
1-19-95	San Diego	L 49-69
2-9-95	USAFA	W 81-53
1-20-96	USAFA	L 69-77
2-10-96	San Diego	L 72-81
3-6-96	Albuquerque, NM\$	L 69-80
1-11-97	USAFA (OT)	L 69-77
2-6-97	San Diego	L 67-83
1-5-98	USAFA	L 81-84
2-7-98	San Diego	L 55-66
1-20-00	San Diego (3OT)	W 81-77
2-24-00	USAFA	W 63-55
1-20-01	San Diego	L 43-67
2-19-01	USAFA	L 48-62
2-4-02	USAFA	W 67-54
3-2-02	San Diego	L 47-49
1-11-03	USAFA	L 48-63
2-22-03	San Diego	L 53-67
1-31-04	San Diego	W 57-43
3-1-04	USAFA	W 61-49
1-29-05	USAFA	W 62-50
2-28-05	San Diego	W 77-57
3-10-05	Denver#	L 68-73
1-7-06	USAFA	W 65-62
2-8-06	San Diego	L 51-61
1-20-07	USAFA	W 56-51
2-6-07	San Diego	L 41-62
2-6-08	San Diego	L 38-49
3-8-08	USAFA	W 46-43
3-13-08	Las Vegas#	L 49-53
1-3-09	USAFA	L 44-61
2-7-09	San Diego	L 34-65
2-2-10	San Diego	L 48-70
3-6-10	USAFA	L 42-61
1-19-11	San Diego	L 55-68
2-19-11	USAFA	L 58-70
1-21-12	San Diego	L 44-57
2-18-12	USAFA	W 58-56
2-2-13	USAFA	W 70-67
3-6-13	San Diego	L 51-58
1-12-14	USAFA	L 72-79
2-15-14	San Diego	L 56-64
12-31-14	San Diego	L 49-53
1-20-15	USAFA	L 45-77
2-13-16	San Diego	L 61-70
1-24-17	USAFA	W 60-57
3-1-17	San Diego	L 38-51
2-3-18	San Diego	L 50-81
2-21-18	USAFA	L 56-67
1-12-19	USAFA	W 62-48
1-30-19	San Diego	L 51-66
2-8-20	USAFA	L 74-89
3-5-20	Las Vegas	L 60-73
1-22-21	USAFA	L 61-98
1-24-21	USAFA	L 59-91
2-12-22	San Diego	L 64-76
12-28-22	San Diego	L 55-71
1-21-23	USAFA	L 60-70
& - Great Plains Classic		
\$ - WAC Tournament		

Inside the Mountain West

2023-24 Mountain West Standings
(as of 2/4/24)

Team	MW	All	L10	Str
Utah State (22/21)	7-2	19-3	8-2	L1
Boise State (RV/RV)	7-2	16-6	8-2	W2
New Mexico (25/25)	6-3	18-4	7-3	L1
San Diego St. (24/24)	6-3	17-5	7-3	W1
Colorado State (RV/RV)	5-4	17-5	6-4	W2
UNLV	5-4	12-9	6-4	W3
Wyoming	5-4	12-10	5-5	L1
Nevada	4-4	17-5	6-4	W1
Fresno State	2-7	9-13	3-7	L2
Air Force	1-8	8-13	1-9	L3
San Jose St.	1-8	8-14	2-8	L5

AF in MW Rankings

Beau Becker		
Field Goal Percentage.....	51.2	7th
Three's Per Game.....	2.48	2nd
Jeffrey Mills		
Steals.....	1.55	7th
Assist/Turnover Ratio.....	2.83	5th
Minutes.....	35.79	3rd
Ethan Taylor		
Scoring.....	15.7	6th
3 pt FG Pct.....	39.4	1st
3 pt made.....	69	1st
3 pt made per game.....	3.29	1st
Minutes Played.....	38.13	1st

AF in NCAA Rankings - All Games

(As of 1/31/23)

Jeffrey Mills		
Minutes Per Game.....	35.47	27th
Ethan Taylor		
Minutes Per Game.....	38.13	3rd
3 pt Attempts.....	175	29th
3 pt made per game.....	3.29	10th
Total Three's.....	69	13th

2023 MW Predicted Order of Finish

Rk	Team (First-Place Votes)	Pts.
1.	San Diego State (25)	333
2.	Boise State (4)	299
3.	New Mexico (1)	278
4.	Nevada (1)	240
5.	Colorado State	218
6.	UNLV	199
7.	San José State	124
8.	Fresno State	115
9.	Utah State	105
10.	Wyoming	74
11.	Air Force	61

VS RANKED OPPONENTS

- Air Force is 4-89 vs. ranked opponents.
- Air Force's last win over a ranked opponent was against #12 New Mexico on March 9, 2013, in an 89-88 win.
- Under Joe Scott, Air Force has a 0-8 record against ranked opponents. Scott is 0-12 all-time against ranked opponents.
- The highest ranked team Air Force has played was #3 Georgia Tech on Dec. 11, 2004.
- Air Force's last ranked opponent was #25 New Mexico on Jan. 27, 2023 (81-73 loss).
- The Falcons have lost 10 straight to ranked opponents.

LAST TIME OUT

Air Force fell 94-56 at Boise State in Mountain West play Saturday night at ExtraMile Arena. Jeffrey Mills led Air Force with 17 points.

Boise State shot 60 percent from the field and 56 from three point range. Forward Tyson Degenhart scored a career-high 29 points to lead five Broncos in double-figures scoring.

Air Force went back-and-forth with Boise State for much of the first half, with the lead changing hands eight times. The Falcons led 27-25 at the 6:54 mark before the Broncos took control of the game with a 16-0 run to end the half.

Mills tied his career-high for points. He made a career-high five three's on six attempts.

Beau Becker added 13 points, making three three's. Byron Brown led the bench with eight points and four rebounds.

Ethan Taylor and Rytis Petraitis had team-high's of five rebounds each. Freshman Wesley Celichowski made his collegiate debut for the Falcons, logging three minutes in reserve.

Boise State Postgame Notes

Team Notes

Air Force starters: Beau Becker (F), Kellan Boylan (G/F), Jeffrey Mills (G), Rytis Petraitis (F), Ethan Taylor (G). This is the 10th time with this starting lineup this season and just the second different starting lineup for the Falcons. This is the eighth consecutive game with this lineup.

- Air Force made 10 three's on the night. It was the 10th time Air Force got to double digits in made threes.

- Air Force was 10 of 11 from the free throw line, shooting 90.9 percent from the line. It was a season-best and the first time over 90 percent in a game this season.

Individual Notes

- Junior guard Jeffrey Mills reached double figures with a team-high 17 points. Mills made a career-high five three's, surpassing his previous high of three.

- Junior forward Beau Becker scored 13 points. Becker made three three's and added three assists.
- Junior guard Byron Brown scored eight points to lead the bench scorers. Brown went 4 for 4 from the line and added four rebounds.

- Sophomore forward Rytis Petraitis had a team-high five rebounds. He failed to reach double-figures in scoring for the first time this season.

- Junior guard Ethan Taylor also had a team-high five rebounds. Taylor made a pair of three's to give him 69 on the season, which is three shy of the Air Force Top 10 season list.

- Freshman center Wesley Celichowski made his collegiate debut, logging three minutes in reserve.

- Freshman forward Kolby Gilles tied a career-high with three points and also had a career-high two steals.

BOYLAN WITH 9 THREE'S VS. WYOMING

Sophomore guard/forward Kellan Boylan had career-high's of 32 points and 9 three's made against Wyoming on Jan. 30. His nine three's tied the school record and set a new program record for most three's in a conference game. It was also the most three's made by a sophomore in Mountain West history for a conference game. Boylan surpassed his career-high for points in the first half. His previous high for points was 15, done twice, and his previous high for three's was three against Northern Colorado. His nine three's are the most three's in a game at Air Force since Jarmica Reese made nine against Doane on Nov. 22, 1997.

Most Three's In A Game At Air Force

1. Kellan Boylan 9 vs. Wyoming, 1-30-24
2. Jarmica Reese 9 vs. Doane, 11-22-97
3. Chris Lowry 9 vs. Nicholls St., 2-9-91

SHOOTING THE THREE BALL

Air Force is amongst the top three-point shooting teams in the nation. The Falcons rank 29th in the nation in three-point shooting percentage and 42nd in three's made per game.

Team 3-PT %/MW/NCAA Rank	.374/2/29
Team 3's PG/MW/NCAA Rank	9.0/2/42

MW Individual	3PG/Rank	3FG%/Rank
Ethan Taylor	3.35/1	39.4/1
Beau Becker	2.45/4	43.8

39 PERCENT FROM THREE IN MW PLAY

Air Force is the top ranked three-point shooting team in MW play, averaging 39.3 percent from long distance. Air Force has three players shooting over 40 percent from three in MW play.

MW Three Pct.	40.4	1st
MW Three's P/Game	9.56	1st

Three point percentage (MW Games)

Kellan Boylan	50.0 (11-22)
Beau Becker	42.1 (24-57)
Ethan Taylor	40.9 (27-66)

HISTORIC WIN AT UNLV

Noting Air Force's 90-58 win at UNLV on Tuesday, Jan. 23.

- 32-point win margin was biggest ever over UNLV.
- Biggest win margin in MW road game in program history.

- Snapped 14-game losing streak to UNLV at Thomas & Mack Center dating back to 2014.

- First-ever win at Thomas & Mack for Joe Scott.

TRIPLE-DOUBLE FOR PETRAITIS

Sophomore forward Rytis Petraitis notched a triple-double in the win vs. UNLV with 18 points, 13 rebounds and 11 assists. It is the second triple-double in program history (Ethan Taylor with first in 2021) and the 11th in Mountain West History. Petraitis also set a career-high with three blocked shots in the game.

MW GAUNTLET

With six teams either ranked or receiving votes, the Mountain West schedule is one of the most difficult in the nation. Air Force's first five MW opponents were a combined 61-17 (.782) at the time the games were played.

Record of first 5 MW opponents for Air Force (at time played).

vs. Utah State	12-1
vs. (RV/RV) Nevada	14-1
vs. San Jose State	7-9
vs. (RV/RV) Colorado St.	13-3
vs. (RV/RV) New Mexico	16-3
	61-17 (.782)

HOME ROAD SPLITS

Air Force enters the Boise State game with a 4-7 home record and 4-5 mark in road/neutral site games.

Cat.	PPG/OPP	FG/OPP	3FG/OPP	REB/OPP
Home	67.7/71.2	.461/.469	.366/.361	28.7/33.0
Road	70.3/67.8	.469/.422	.393/.347	32.3/32.2

SHOT BLOCKING

Despite starting nobody taller than 6-foot-7, Air Force is averaging 4.2 blocked shots per game, which ranks 77th in the nation and 3rd in the Mountain West. Air Force has at least 5 blocks in 10 games this season.

REBOUNDING IMPROVED

Air Force has improved its rebounding each of the four seasons under Joe Scott. The Falcons have its best rebounding margin in the last four years.

Category	DEF PPG	REB	OPP REB	DIFF
23-24	70.8	30.0	32.6	-2.5
22-23	67.1	29.6	32.4	-2.8
21-22	66.0	26.6	33.0	-6.4
20-21	71.9	23.1	34.6	-11.5

AIR FORCE ONE OF FOUR WITH NO SENIORS AND GRAD TRANSFERS

Air Force is one of four programs in the nation with no seniors or grad transfers.

Air Force	Louisiana
Rhode Island	Wofford

ETHAN TAYLOR AMONGST NCAA LEADERS

Junior guard Ethan Taylor is amongst the NCAA leaders in several categories. He is 3rd in the nation in minutes per game and is 10th in three's made per game.

Ethan TaylorNCAA Rank
3 pt ATT29th/175
3 pt Made13th/69
3 pt per game10th/3.29
Minutes Per Game3rd/38.13

TAYLOR OFF TO HOT START

Junior guard Ethan Taylor is off to a good start to the 2023-24 season. Taylor is sixth in the Mountain West in scoring, averaging 15.7 points per game. He leads the conference in three's made with 69. He ranks in the MW Top 10 in seven categories.

- Taylor had a double-double vs. LIU with career-high's of 26 points and 12 rebounds.
- He has scored 20-plus points five times and has made at least two threes in 18 games.

Ethan Taylor 2022-23/2023-24 Comparison

	22-23	23-24
Scoring	7.1	15.7
Assists	3.1	2.8
Rebounds	3.3	4.5
Three's Per game	1.3	3.29

BECKER PROVIDES FRONT COURT OFFENSE

Junior forward Beau Becker is Air Force's third-leading scorer at 15.1 points per game. He has doubled his scoring from his sophomore year.

Beau Becker 2022-23/2023-24 Comparison

	22-23	23-24
Scoring	7.4	15.1
Rebounds	3.4	4.7
Mins Per Game	21.1	29.6

Becker In MW Top 10

Field Goal Percentage:	7th	51.7
Three's Per Game:	2nd	2.48

PETRAITIS RETURNS

Sophomore forward Rytis Petraitis made his season debut at South Dakota. Petraitis missed the first seven games of the season recovering from off-season surgery. He was cleared for competition for the South Dakota game, just one day after practicing for the first time since last March, and scored a game-high 18 points, adding six rebounds and three steals. In his second game back, Petraitis scored 20 points. He is averaging 15.6 points, 5.6 rebounds and 3.9 assists per game since returning.

PLAYER DEVELOPMENT

Head coach Joe Scott has been able to develop from within the program, as several players that were seldom used last season, have been called upon to be significant contributors in 2023-24.

So. G/F Kellan Boylan

- Played six minutes total as a freshman.
- 15 rebounds in opener vs. Portland State.
- MW Top 15 in rebounding, steals and blocks.

Jr. G/F Chase Beasley

- Nine games and 28 minutes played across first two years.
- Started 11 games so far this season, averaging 13.8 mpg.

Jr. G Byron Brown

- 10 games and 28 mins played across first 2 years.
- Top bench scorer at 4.0 PPG in 16.4 mpg. Shooting 47 percent from field.

SCHOOL RECORD FOR NON-CONFERENCE ROAD WINS

With its road wins at LIU, South Dakota and Portland, Air Force has tied the program record with three true road wins in non-conference play. It is the first time it has happened since 2006.

No other team in the Mountain West has more than one non-conference road win this season.

Most True Road Wins

Season	Wins
2023	3
2006	3
2005	3
2002	3
1982	3

BIGGEST NON-CONFERENCE ROAD WIN SINCE 2006

Air Force's 22-point win at Portland was its first 20-point win in a true non-conference road game since the 2006 season. Air Force defeated Santa Clara by 30 points, 78-48, to win the Cable Car Classic in Santa Clara, Calif.

SIX GAME WIN STREAK

Air Force had a six-game win streak during non-conference play, its longest since winning seven in a row in 2021.

Notes on 6 game win streak:

- 5 of 6 opponents held under 60 points.
- Falcons holding 69.3-59.0 scoring advantage.
- Falcons holding opponents to 38.9 percent shooting and 30.0 from three during streak.
- Air Force averaging 5.3 blocks and 9.0 steals.
- Four Falcons (Rytis Petraitis 19.0, Ethan Taylor 17.2, Beau Becker 15.0, Jeffrey Mills 11.0) in double

A Day In The Life Of A Cadet**Ethan Taylor, Junior, Guard
(2x MW All-Academic)**

Systems Engineering Major with a focus in human factors

Time	Activity/Duty
6:20	Wake up
6:30	Morning Accountability Formation
7:00	Breakfast
7:30	Political Science
8:30	Social Science
9:30	Economics (double period)
11:35	Mandatory March to Lunch
11:55	Lunch
12:30	Squadron Meeting
1:30	Prehab with trainers
2:15	Warm up/ Shoot before practice
2:45	Practice
5:00	Lift
6:00	Treatment with trainers/shower
7:00	Dinner
8:00	Homework
9:00	Free Time
10:15	Bed

**Rytis Petraitis, Sophomore, Forward
MW All-Academic
Operations Research Major**

Time	Activity/Duty
6:20	Wake up
6:30	Morning Accountability Formation
7:00	Breakfast
7:30	Leadership 200
8:30	English 211
9:30	Calculus 3
10:30	Aeronautical Engineering
11:35	Mandatory March to Lunch
11:55	Lunch
12:30	Officer Development
1:30	Prehab with trainers
2:15	Warm up/ Shoot before practice
2:30	Practice
5:00	Lift
6:00	Treatment with trainers/shower
7:00	Dinner
8:00	Homework
11:00	Bedtime

SQUADRON JOBS

In order to prepare for life as an officer, the Cadet Wing at the United States Air Force Academy simulates the organization of an operational Air Force wing. Cadets are responsible for running and operating the wing – an unparalleled leadership opportunity to understand the importance of respect amongst peers and how to be an honorable, well-balanced officer. All cadets learn how to use a chain of command, how to function as part of various military formations and how military units organize to accomplish collective tasks. The Cadet Wing's 4,000 members are organized into four groups of 10 squadrons each. Cadets live, eat and take part in military training with their squadrons.

Air Force Academy

The United States Air Force Academy (USAFA) is a world-class institution providing a comprehensive developmental experience to graduate innovative, resilient and committed airpower leaders of character. It provides an intensive immersion in leadership training and officer development founded on integrity, built on the pillars of academic, military and athletic excellence and which inculcates in our cadets a spirit of selfless service to our Nation. USAFA fosters a culture of commitment and climate of respect focusing future leaders on innovation and continual improvement. It produces air-minded leaders and career officers with the character, critical thinking skills and strategic agility to lead our Nation's Air Force today and into the future. USAFA strives to offer the best education in a liberal arts environment to prepare thoughtful, caring, innovative leaders.

- USAFA is consistently ranked by multiple sources as one of the country's top public universities, particularly when it comes to engineering and liberal arts education.
- The Academy ranked number two in Aero space/Aeronautical/Astronautical Engineering at schools where doctorate degrees are not offered, just behind Emory Riddle Aeronautical University, Prescott, Ariz.
- The school also tied for second place with the U.S. Military Academy (West Point) in High School Counselor Ranking at Liberal Arts Colleges.
- The number 3 ranking for Top Public Schools Ranking also went to the Academy.
- The Academy tied for fifth place with U.S. Naval Academy (Annapolis) for Best Undergraduate Engineering Program also where doctorate degrees are not offered.
- #6 Electrical/Electronic/Communications
- #8 Mechanical Engineering
- #26 National Liberal Arts Colleges
- #45 Best Undergraduate Business Programs

Service above self is at the core of the USAFA experience and USAFA cadets strive to always serve with purpose, honor, and selflessness.

- 61% of USAFA graduates serve 10 years and 45% serve 20 years.
- USAFA cadets contribute 38,000 volunteer hours per year in the local community, as well as across the Nation.
- STEM Outreach Club, as ambassadors for Air Force innovation, received the 2015 National Society of Black Engineers Golden Torch Award for Government Community Service for 5,500 hours of outreach.

Facts about the class of 2012

- 10,202 applications received
- 1,216 processed into Academy
- 65% National Honor Society

High School:

- Average GPA: 3.85
- Average SAT scores: 673 Math, 661 Reading • Average ACT scores: 30.8

figures scoring during the streak.

Longest Win Streaks In Mountain West Era

2006-07	13
2003-04	13
2005	12
2021	7
2023	6

AIR FORCE PICKED 11TH

Air Force was picked 11th in the Mountain West preseason men's basketball media poll. The Falcons were picked to finish 11th a season ago in 2022-23.

2023 MW Predicted Order of Finish

Rk	Team (First-Place Votes)	Pts.
1.	San Diego State (25)	333
2.	Boise State (4)	299
3.	New Mexico (1)	278
4.	Nevada (1)	240
5.	Colorado State	218
6.	UNLV	199
7.	San José State	124
8.	Fresno State	115
9.	Utah State	105
10.	Wyoming	74
11.	Air Force	61

FALCONS WIN AIR FORCE CLASSIC

Air Force went 3-0 as the host school for the Air Force Classic MTE (Multi-Team Even).
 - The Falcons defeated Lindenwood, William & Mary and Omaha to take the AF Classic Title.
 - Junior guard Ethan Taylor was named Air Force Classic MVP after averaging 21 points across the three games.
 - Beau Becker and Jeffrey Mills were named to the All-Tournament Team.
 - The Falcons rolled to a 76-58 win over Lindenwood in the opener. Lindenwood ended up going 2-1 in the tourney.
 - Air Force defeated William & Mary 80-71 in overtime in their second game. Ethan Taylor tied the game with 3 seconds in regulation and the Falcons went on to outscore the Tribe 18-9 in OT.
 - Beau Becker scored a career-high 31 points in the game.
 - Air Force defeated Omaha 58-56 in game three. Corbin Green's bucket with 15 seconds left in regulation was the difference.

RETURNERS

Air Force returns four starters and 10 players from the 2022-23 team, that posted a 14-18 record.

Returning Starters

Jr. 6-5, G Ethan Taylor - 7.1 ppg, 3.5 apg, 38.4 percent from three
 Jr. 6-4, G Jeffrey Mills - 4.7 ppg, 2.6 apg, 2.6 assist-turnover ratio
 Jr. 6-7, F Beau Becker - 7.4 ppg, 3.4 rpg, 32 three's, 23 blocks
 So. 6-7, F Rytis Petraitis - 10.4 ppg, 6.2 rpg, 332 pts in 2022-23 was MW era freshman record at Air Force

Other Notable Returners

So. 6-5, F Corbin Green - 6.5 ppg, 2.8 rpg, .518 FG%, 34 blocks
 Jr. 6-7, F Chase Beasley - 9 gp, 0.8 ppg, 0.8 rpg.
 So. 6-7 G Kellan Boylan - 6 gp
 Jr. 6-5, G Byron Brown - 7 gp

NEWCOMERS

Air Force welcomes 10 freshmen, with six of them

being 6-foot-6 or taller. Six of the players come from the USAFA Prep School.

Sam Akinrelere*	G	6-2	Houston, TX
Wyatt Boeker	F	6-8	Tomball, TX
Wesley Celichowski*	C	7-0	Georgetown, IN
Josh Gatete	F	6-9	Granger, IN
Kolby Gilles*	F	6-5	Chicago, IL
Warren Gorman	F	6-7	Washington, DC
Luke Kearney*	F	6-7	Phoenix, AZ
Nate Robinson	G	5-9	Orlando, FL
Brady Ruggles*	G	6-6	Wheaton, IL
Caleb Walker*	F	6-9	Jefferson City, MO

*At USAFA Prep School in 2022-23

Percentage Returning for Air Force in 2023-24

..... Total	
Scoring	51%
Rebounding.....	65%
Games Started	63%
Minutes	55%

FIRST NON-SENIOR TEAM SINCE 1987

Air Force has no seniors on its team. It is the first Air Force team without a senior in 37 years, dating back the 1986-87 season.

NEW STAFF MEMBERS

- Air Force welcomes two new assistant coaches to the staff in 2023-24.
- Derek Brooks, who is a 2011 USAFA graduate. Brooks comes to the Academy after a stint at Siena last season.
- Jehyve Floyd, who is a 2019 graduate of Holy Cross. Floyd was playing professionally overseas and this is his first season coaching.

UPPERCLASSMEN

After having just three upperclassmen last season, the Falcons have doubled that total with six. Air Force has been one of the youngest teams in the nation the previous two seasons.

TEXAS WELL REPRESENTED

Seven of the 20 players on the roster hail from the state of Texas, the most of any state.

Texas Natives (Hometown)

- Fr. Sam Akinrelere (Houston)
- Jr. Beau Becker (Dallas)
- Fr. Wyatt Boeker (Tomball)
- So. Corbin Green (Midlothian)
- Jr. Jeffrey Mills (Flower Mound)
- So. Rytis Petraitis (Arlington)
- Jr. Ethan Taylor (Houston)

TAYLOR NAMED TEAM CAPTAIN

Junior guard Ethan Taylor has been named team captain for 2023-24. Taylor is a two-year starter, having started 58 of 59 career games entering the season. Taylor has led the team in assists each of his first two years. He recorded the first-ever triple double in program history as a freshman against Nevada in 2021.

PETRAITIS COMING OFF STANDOUT FRESHMAN SEASON

Sophomore forward Rytis Petraitis is coming off a standout freshman season. He ranked second on the team in scoring last year, averaging 10.4 points and led the team in rebounding, pulling down 6.2 boards per game. His 332 points and 198 rebounds both rank second all-time at Air Force

amongst freshmen. Petraitis earned team MVP honors last year. His 161 free throw attempts set a school freshman record and his 104 free throw attempts in conference play set a new MW freshman record. Petraitis also earned MW Freshman of the Week honors six times last year.

BECKER BECOMES CONTRIBUTOR

After not appearing in a game as a freshman, Beau Becker not only cracked the lineup as a sophomore, he became an integral part of the offense. Becker was third on the team in scoring, averaging 7.4 points per game and was fourth in three's made with 32. In addition to his offense, he was tied for second on the team with 23 blocked shots.

MILLS EFFICIENT WITH BALL

Junior guard Jeffrey Mills was Air Force's most efficient passer last season, leading the team with a 2.43 assist/turnover ratio. He was third on the team with 73 assists, while committing just 30 turnovers. Mills started 26 games for the Falcons last season.

GREEN STRONG IN POST

Sophomore Corbin Green had a solid freshman season. He averaged 6.5 ppg and 2.8 rebounds per game. He led the team with 34 blocked shots and 51.8 percent shooting from the field.

JOE SCOTT ERA PART II

Joe Scott took over the helm of Air Force basketball for the second time in 2020-21. Scott was previously Air Force's head coach for four seasons from

2000-04, amassing a 51-63 record during that time. Scott guided the Falcons to its first-ever Mountain West title in 2003-04, as the Falcons posted a 22-7 overall record and 12-2 conference mark.

SCOTT THE FIRST TWO-TIME MW COACH

Joe Scott is the first men's basketball coach to coach the same program twice during the Mountain West era.

AIR FORCE'S 3-POINT STREAK

Air Force has hit at least one 3-pointer in 379 straight games dating back to Nov. 21, 2009 vs. Northern Colorado.

PRINCETON FAMILY

Basketball at Princeton is a family affair for Joe Scott. Scott is a 1987 Princeton graduate, having played four years for the Tigers under legendary coach Pete Carrill. Scott's wife, Leah, is a 1992 Princeton grad and was a four-year starter with the Tigers women's basketball program. The Princeton legacy continues as Joe and Leah's son Jack, is a sophomore guard on the Princeton basketball team in 2023-24.

Record Book Watch

Single Season

Most Three's Made

1.	105	Raymond Dudley	1988-89
2.	83	Jarvis Croff	1999-00
3.	82	Raymond Dudley	1989-90
4.	78	Tim Keller	2002-03
5.	77	Otis Jones	1993-94
6.	76	Dan Nwaelele	2006-07
7.	75	Jake Heidbreder	2022-23
8.	73	Tom Fow	2010-11
9.	72	Tre' Coggins	2013-14
9.	72	Matt McCraw	2006-07
69		Ethan Taylor	2023-24

TEAM HONORS/AWARDS

Beau Becker

- Air Force Classic All-Tournament
- Air Force Athletics AOW 11/27

Jeffrey Mills

- Air Force Classic All-Tournament

Rytis Petraitis

- Air Force Athletics AOW 1/29

Ethan Taylor

- Air Force Classic Tournament MVP

AIR FORCE AND THE MOUNTAIN WEST CONFERENCE

Air Force is in its 25th season as a charter member of the Mountain West Conference. Air Force has one MW title, winning the regular season championship in 2004-05. Air Force is 6-24 all-time at the MW Championships. The Falcons have never advanced past the quarterfinals of the tournament.

Air Force's Mountain West Record

Year	Coach	W	L	W	L	Place	MW Tournament
1999-00	Reggie Minton	8	20	4	10	7th	reached MW quarterfinals (0-1)
2000-01	Joe Scott	8	21	3	11	8th	reached MW quarterfinals (0-1)
2001-02	Joe Scott	9	19	3	11	T-7th	reached MW quarterfinals (0-1)
2002-03	Joe Scott	12	16	3	11	8th	reached MW quarterfinals (0-1)
2003-04	Joe Scott	22	7	12	2	1st	reached MW quarterfinals (0-1)
2004-05	Chris Mooney	18	12	9	5	3rd	reached MW quarterfinals (0-1)
2005-06	Jeff Bzdelik	24	7	12	4	T-2nd	reached MW quarterfinals (0-1)
2006-07	Jeff Bzdelik	26	9	10	6	T-3rd	reached MW quarterfinals (0-1)
2007-08	Jeff Reynolds	16	14	8	8	5th	reached MW quarterfinals (0-1)
2008-09	Jeff Reynolds	10	21	0	16	8th	won prelim, reached MW quarterfinals (1-1)
2009-10	Jeff Reynolds	10	21	1	15	8th	won prelim, reached MW quarterfinals (1-1)
2010-11	Jeff Reynolds	16	16	6	10	T-6th	reached MW quarterfinals (0-1)
2011-12	Reynolds/Pilipovich	13	16	3	11	T-7th	reached MW quarterfinals (0-1)
2012-13	Dave Pilipovich	18	14	8	8	6th	reached MW quarterfinals (0-1)
2013-14	Dave Pilipovich	12	18	6	12	10th	lost in prelims (0-1)
2014-15	Dave Pilipovich	14	17	6	12	9th	won prelim, reached MW quarterfinals (1-1)
2015-16	Dave Pilipovich	14	18	5	13	10th	lost in prelims (0-1)
2016-17	Dave Pilipovich	12	21	4	14	T-10th	won prelim, reached MW quarterfinals (1-1)
2017-18	Dave Pilipovich	12	19	6	12	9th	lost in prelims (0-1)
2018-19	Dave Pilipovich	14	18	8	10	6th	won prelim, reached MW quarterfinals (1-1)
2019-20	Dave Pilipovich	12	20	5	13	9th	won prelim, reached MW quarterfinals (1-1)
2020-21	Joe Scott	5	20	3	17	10th	lost in prelims (0-1)
2021-22	Joe Scott	11	18	4	13	10th	lost in prelims (0-1)
2022-23	Joe Scott	14	18	5	13	10th	lost in prelims (0-1)
2023-24	Joe Scott	8	13	1	8		

MW 8 teams from 1999-05

MW 9 teams from 2006-11

MW 8 teams in 2011-12

MW 9 teams in 2012-13

MW 11 teams from 2013-Present

Head Coach Joe Scott



Joe Scott enters year four of his second stint as head men's basketball coach at Air Force for the 2023-24 season.

Scott, who led the Air Force men's basketball program from 2001-04 to unprecedented heights, returns to the Academy to once again to lead the program,

announced on March 31, 2020, by Director of Athletics Nathan Pine.

A veteran of 31 years in the coaching ranks and 18 as a head coach, Scott returned to the Academy in 2020-21 after spending the previous two seasons as an assistant coach at Georgia. During his time at Georgia, Scott worked with freshman guard Anthony Edwards, who went on to become the top selection in the 2020 NBA Draft by the Minnesota Timberwolves.

Scott, who in 2013 was tabbed one of the nation's top-20 "Xs & Os" coaches in a survey of his peers by ESPN's Jeff Goodman, was also head coach at Princeton, his alma mater, for three campaigns and Denver for nine seasons.

Scott first came to the Academy in 2001, taking over a program that had not had a winning season in 22 years and led it to new levels of success. In just four seasons he led the Falcons to their only Mountain West regular season title, first NCAA tournament appearance in 42 years, a top 25 national ranking and a then-school-record 22 wins. He was named MW coach of the year, National Association of Basketball Coaches (NABC) coach of the year and finished fourth in the balloting for Associated Press national coach of the year in 2004. Scott compiled a 22-4 (.846) record at home over his final two seasons, including a 3-0 mark in 2003-04. Attendance surged by more than 300 percent during his time leading the Falcons.

Scott was the head coach at Princeton from 2004-07. The Tigers finished first nationally in scoring defense in 2006-07 after being second in Scott's first two seasons.

From 2007-16, Scott was head coach at Denver where he inherited a program that was 4-25 and ranked 335th (of 336) in the NCAA RPI prior to his arrival. He led the program to a school-record 22 Division I victories in 2012 and 2013. In 2012, Scott was a finalist for the Hugh Durham Award as the nation's top mid-major head coach. In 2013, Denver shared the WAC regular-season title, earned a National Invitational Tournament (NIT) bid and secured its first postseason win ever. Within his first five years, Denver was a top 100 RPI team and a top 65 RPI team at the end of his sixth season. Denver was 75-15 (.833) at home over a six year stretch, including a 15-game home winning streak which tied as the ninth longest in the nation entering 2010-11. Denver also had the fifth largest attendance increase in the country in 2011-12.

Not afraid of difficult situations and rebuilding programs, Scott has a 235-240 career record in 16 seasons as a head coach while recruiting and coaching 29 all-league players (10 in the Mountain West, four in the Ivy League, six in the Western Athletic Conference, five in the Sun Belt and four in the Summit). His teams have been known for playing with tenacity, tempo and collective toughness. His teams showed continued improvement and developed a culture of winning.

Before breaking into the head coaching ranks, Scott was an assistant coach at Monmouth and at Princeton. While at Princeton, Scott helped the Tigers to five consecutive postseason appearances, with trips to the 1996, 1997 and 1998 NCAAs and the 1999 and 2000 NITs. The Tigers won three Ivy League titles from 1996-98, including perfect 14-0 records in the final two seasons. Princeton upset defending national champion UCLA in the 1996 NCAA Tournament and ranked as high as No. 7 nationally in 1998 en route to earning a No. 5 NCAA seed, the highest ever for an Ivy League team.

Scott spent two seasons on Bill Carmody's staff

The Scott File

2003-04 Mountain West Coach of Year
2003-04 MW Champions (first and only at AF)
2003-04 NCAA Tournament Participant

Education

College: Princeton
B.A., History, 1987
Four-year letterman, 2x All-Ivy League PG

Hometown: Pelican Island, NJ
High School: Toms River East

Coaching Career (30th year/17th as HC)

Monmouth	Assistant Coach	1991-92
Princeton	Assistant Coach	1992-00
Air Force	Head Coach	2000-04
Princeton	Head Coach	2004-2007
Denver	Head Coach	2007-16
Holy Cross	Assistant Coach	2016-18
Georgia	Assistant Coach	2018-20
Air Force	Head Coach	2020-Present

at Holy Cross. Carmody was an assistant coach at Princeton when Scott was a four-year letterwinner from 1983-87. Scott also served as an assistant coach along with Carmody under Pete Carril from 1992-96.

Scott was a three-year starter and two-time All-Ivy selection at point guard at Princeton. As a freshman, he helped the Tigers win the Ivy League title and reach the second round of the NCAA Tournament. Scott led Princeton in steals as a sophomore, junior and senior and still ranks No. 7 among the Tigers' career leaders with 144. Scott connected on what was then a school-record 59 3-pointers as a senior. He scored 809 points in 99 career outings which is an 8.2 career scoring average.

Scott earned his bachelor's degree in history from Princeton in 1987 and then secured his law degree from Notre Dame in 1990. He worked for the Morristown, N.J., law firm of Ribis, Graham & Curtin before beginning his coaching career.

A native of Pelican Island, N.J., Scott was a three-sport prep star (basketball, football and baseball) at Toms River East High. He has been inducted into four halls of fame – the Tom Rivers Schools Athletic Hall in 2004, both the NJSIAA and the Toms River Regional Schools Halls in 2005 and the Jersey Shore Sports Hall in 2013.

Scott is married to the former Leah Spraragen, a 1992 Princeton graduate who was a four-year starter at point guard for the Tigers and was an assistant coach at Princeton, Dartmouth and Arizona State. The Scotts have two sons, Ben and Jack. Jack is a sophomore at Princeton and is a member of the basketball team.

Joe Scott Head Coaching Record

Year	School	Record	Conf/Finish
2000	Air Force	8-21	3-11/7th MW
2002	Air Force	9-19	3-11/8th MW
2003	Air Force	12-16	3-11/8th MW
2004	Air Force	22-7	12-2/1st MW - 1st MW Title at AF - NCAA Round of 64
(4 years)		51-63	21-35
2005	Princeton	15-13	6-8/6th Ivy
2006	Princeton	12-15	10-4/2nd Ivy
2007	Princeton	11-17	2-12/8th Ivy
(3 years)		38-45	18-14
2008	Denver	11-19	7-11/5th Sun Belt - West
2009	Denver	15-16	9-9/3rd Sun Belt - West
2010	Denver	19-13	10-8/3rd Sun Belt - West
2011	Denver	13-17	9-7/3rd Sun Belt - West
2012	Denver	22-9	11-5/3rd Sun Belt - West
2013	Denver	22-10	16-2/T1st - WAC - NIT Round of 16 (2nd round)
2014	Denver	16-15	8-6/4th Summit League
2015	Denver	12-18	6-10/T6th Summit League
2016	Denver	16-15	7-9/6th Summit League
(9 years)		146-132	
2021	Air Force	5-20	3-17/10th MW wins over Nevada and Wyoming
2022	Air Force	11-18	4-13/9th MW 10 freshmen on roster
2023	Air Force	14-18	5-13/10th MW 3rd most Div. I non-conf. wins ever
2024	Air Force	8-13	1-8 MW
(4th/8th year)		89-132	
Total (18 yrs)		273-309	

Joe Scott vs. Opponents

OPPONENT	TOTAL	W	L	OPPONENT	TOTAL	W	L	OPPONENT	TOTAL	W	L
Air Force	1	0	1	Montana State	1	1	0	Weber State	1	1	0
Alabama A&M	1	1	0	Morgan State	1	1	0	Western Illinois	6	5	1
Alaska-Anchorage	1	1	0	Navy	4	2	2	Western Kentucky	6	4	2
Alcorn State	2	2	0	Nevada	6	1	5	William & Mary	1	1	0
Arkansas State	13	9	4	New Mexico	15	7	8	Wisconsin-Milwaukee	2	1	1
Arkansas-Little Rock	9	2	7	New Mexico State	1	0	1	Wyoming	27	10	17
Arkansas-Pine Bluff	4	4	0	New Orleans	8	4	4	Yale	7	4	3
Army	1	1	0	New Orleans	8	4	4	Career	582	273	309
Auburn	1	0	1	North Carolina	1	0	1	MW	TOTAL	W	L
Belmont	4	2	2	North Carolina	10	2	8	Boise State	8	1	7
Bethune-Cookman	1	1	0	North Dakota State	9	3	6	Colorado State	24	7	17
Bowling Green	1	0	1	North Texas	2	1	1	Fresno State	7	1	6
Boise State	8	1	7	Northern Arizona	2	1	1	Nevada	6	1	5
Brown	6	2	4	Northern Colorado	8	4	4	New Mexico	15	7	8
Bryant	1	0	1	Northern Iowa	4	1	3	San Jose State	9	4	5
Bucknell	1	1	0	NW State	1	1	0	San Diego State	13	3	10
BYU	9	2	7	Oakland	2	0	2	UNLV	15	4	12
Cal	4	1	3	Ohio	1	1	0	Utah State	14	5	9
Cal State Northridge	4	3	1	Oklahoma	1	0	1	Wyoming	27	10	17
Carnegie Mellon	1	0	1	Omaha	9	7	2	Overall MW Career	139	43	96
Central Connecticut St.	1	1	0	Oral Roberts	4	2	2	Overall MW at AF	127	34	93
Charleston Southern	1	1	0	Oregon	1	0	1	MW Regular Season	121	34	87
The Citadel	1	1	0	Prairie View A&M	1	1	0	MW Tournament	7	0	7
Colorado	1	0	1	Penn	6	2	4	Joe Scott vs. Ranked Opponents			
Colorado State	24	7	17	Penn State	1	0	1	11/17/01, #18 Wake Forest	L, 44-84		
Colgate	1	0	1	Pepperdine	1	0	1	11/14/01, #8 Missouri	L, 58-86		
Columbia	6	4	2	Portland	4	1	3	12/1/01, #24 Fresno St.	L, 52-68		
Coppin State	1	1	0	Portland State	3	1	2	3/18/04, #18 North Carolina	L, 52-63		
Cornell	7	2	5	Rice	2	1	1	11/12/04, #6 Syracuse	L, 45-56		
Davidson	2	1	1	Rutgers	3	1	2	1/5/05, #5 Duke	L, 46-59		
Dartmouth	6	3	3	San Diego	1	1	0	12/17/05, #16 Wake Forest	L, 42-61		
Delaware	2	1	1	San Diego State	13	3	10	11/26/11, #18 Cal	L, 59-80		
Denver	5	3	2	San Jose State	9	4	5	1/4/22, #20 Colorado St.	L, 59-67		
Drake	1	0	1	Santa Clara	2	1	1	1/22/22, #23 Colorado St.	L, 53-73		
Drexel	1	0	1	Savannah State	2	2	0	2/19/22, #22 Wyoming	L, 65-73		
Duke	1	0	1	Seattle	4	3	1	1/27/23, #25 New Mexico	L, 73-81		
East Central (Okla)	1	1	0	Seton Hall	1	0	1	0-12			
Eastern Washington	2	0	2	South Alabama	8	5	3				
Fort Wayne	7	2	5	South Carolina	1	0	1				
Fresno State	7	1	6	South Carolina State	1	0	1				
Florida Atlantic	6	3	3	South Dakota	10	7	3				
Florida International	7	5	2	South Dakota State	10	4	6				
Georgia Southern	2	2	0	Southern	1	1	0				
Grambling State	1	1	0	Southern Mississippi	2	1	1				
Harvard	7	4	3	Southern Utah	1	1	0				
Haverford	1	1	0	Stanford	4	0	4				
Holy Cross	2	2	0	Stetson	1	1	0				
Houston	1	1	0	St. Francis	1	1	0				
Idaho	2	2	0	St. Joseph's	1	1	0				
Idaho State	2	2	0	St. Mary's	3	1	2				
Iona	2	1	1	Syracuse	1	0	1				
IUPUI	6	2	4	Tarleton State	2	1	1				
Lafayette	3	2	1	Temple	2	0	2				
Lamar	3	2	1	Tennessee Tech	2	0	2				
Lehigh	3	2	1	Texas Southern	1	1	0				
Liberty	2	2	0	Texas State	3	2	1				
Lindenwood	1	1	0	Texas-Arlington	4	3	1				
Lipscomb	1	1	0	Texas-Rio Grande Valley	4	1	3				
LIU	1	1	0	Texas-San Antonio	2	2	0				
Long Beach State	1	0	1	Texas A&M-Commerce	1	0	1				
Louisiana Tech	2	1	1	Texas A&M-Corpus Christi	6	6	0				
Louisiana-Lafayette	10	5	5	Troy	5	2	3				
Louisiana-Monroe	10	8	2	Tulane	1	1	0				
Louisville	1	0	1	Tulsa	1	1	0				
Loyola (Ill.)	1	0	1	UAB	1	0	1				
Loyola (Md.)	1	1	0	UC Irvine	1	0	1				
Manhattan	1	1	0	UC Riverside	2	1	1				
Marshall	1	1	0	UC Santa Barbara	1	0	1				
Maryland	1	0	1	UNLV	16	4	12				
Mercer	2	1	1	USC-Upstate	1	1	0				
Middle Tennessee	7	3	4	Utah State	14	5	9				
Mississippi Valley State	1	0	0	Utah	9	3	6				
Missouri	1	0	1	Utah Valley	1	1	0				
Monmouth	2	1	1	UTEP	3	2	1				
Montana	4	2	2	VMI	2	2	0				
				Wake Forest	2	0	2				

The Last Time ...

IN THE RANKINGS (Listed AP/ESPN-USA Today Coaches Poll)

Air Force was ranked	Feb. 26, 2007, AP (25th) Feb. 26, 2007, ESPN/USA Today (20th)
Air Force faced a ranked opponent	Jan. 27, 2023 at No. 25/RV New Mexico: AF lost 81-73
Air Force defeated a ranked opponent	March 9, 2013 vs. No. 12/11 New Mexico: AF won 89-88 at USAFA
Air Force lost to a ranked opponent	Jan. 27, 2023 at No. 25/RV New Mexico: AF lost 81-73
Air Force defeated a ranked opponent at home	March 9, 2013 vs. No. 12/11 New Mexico: AF won 89-88 at USAFA
Air Force defeated a ranked opponent on the road	Never
Air Force faced a top 10 ranked opponent	March 5, 2020 vs. No. 5/5 San Diego State: AF lost 73-60 at MW quarterfinals in Las Vegas, Nev.

OVERTIME / THE LAST SECOND

Air Force won an overtime game	Nov. 17, 2023 vs. William & Mary: Air Force won 80-71 in OT
Air Force lost an overtime game	Jan. 16, 2024 at Colorado State: AF lost 78-69 in OT
Air Force won a buzzer-beater (or within last 5 seconds)	Jan. 26, 2019 at SJSU: AF won on a Chris Joyce three with 5 seconds left in 73-71 in 2OT in San Jose, Calif.
Air Force lost a buzzer-beater (or within last 5 seconds)	Jan. 13, 2024 vs. SJSU: AF lost 70-67 as MJ Amey made a buzzer-beating three as time expired

DOUBLE-FIGURE SCORING

Air Force had one in double figures	Jan. 31, 2023, vs. Boise State: Rytis Petraitis (20)
Air Force had two in double figures	Feb. 3, 2024 vs. Boise State: Jeffrey Mills (17), Beau Becker (13)
Air Force had three in double figures	Jan. 30, 2024, vs. Wyoming: Kellan Boylan (32), Ethan Taylor (11), Rytis Petraitis (11)
Air Force had four in double figures	Jan. 2, 2024 vs. Utah State: Petraitis (15), Mills (12), Taylor (12), Boylan (11)
Air Force had five in double figures	Jan. 23, 2024, at UNLV: Taylor (22), Petraitis (18), Kearney (16), Becker (14), Mills (11)
Air Force had six in double figures	Jan. 16, 2020, vs. UNLV: R. Swan (22), C. Morris (19), AJ Walker (15), C. Joyce (14), L. Scottie (14), Akaya (10)
Air Force had five starters in double figures	Nov. 14, 2017, vs. Canisius: L. Scottie (18), R. Manning (15), F. Toohey (13), J. Van (13), T. Lyons (12)
Air Force had two players with 20-plus points	Nov. 17, 2023, vs. William & Mary: Beau Becker (31), Ethan Taylor (24)

INDIVIDUAL SCORING

Air Force player had 20 or more points	Jan. 27, 2024 at Fresno State	Beau Becker (22)
Air Force player had 20 or more points in a half	Jan. 17, 2023 vs. Wyoming	Beau Becker (20 - 2nd half)
Air Force player had 30 or more points	Jan. 30, 2024 vs. Wyoming	Kellan Boylan (32)
Air Force player had 40 or more points	Feb. 16, 2013 vs. Colorado St.	Michael Lyons (45)
Opponent player had 20 or more points	Feb. 3, 2024 vs. San Diego State	Tyson Degenhart (29)
Opponent player had 30 or more points	Jan. 2, 2024 at Utah State	Great Osobor (31)
Opponent player had 40 or more points	Feb. 5, 2022 vs. New Mexico	Jaelen House (42)

INDIVIDUAL THREE'S

Air Force player had 7 or more three's	Jan. 30, 2024 vs. Wyoming	Kellan Boylan (9)
Air Force player had 6 or more three's	Dec. 21, 2023 vs. Northern Colorado	Beau Becker (6)
Air Force player had 5 or more three's	Feb. 3, 2024 at Boise State	Jeffrey Mills (5)

INDIVIDUAL REBOUNDING

Air Force player had 10 or more rebounds	Jan. 24, 2024 vs. UNLV	Rytis Petraitis (13)
Air Force player had 15 or more rebounds	Nov. 6, 2023 vs. Portland State	Kellan Boylan (15)
Air Force player had 20 or more rebounds	Nov. 29, 1978 vs. Washburn (KS)	Randy Gricius (21)
Opponent player had 10 or more rebounds	Jan. 9, 2024 at Nevada	Nick Davidson (10)

INDIVIDUAL ASSISTS

Air Force player had five-plus assists	Jan. 30, 2024 vs. Wyoming	Rytis Petraitis (5)
Air Force player had 10-plus assists	Jan. 24, 2024 vs. UNLV	Rytis Petraitis (11)

INDIVIDUAL BLOCKS

Air Force player had three-plus blocks	Jan. 27, 2024 at Fresno State	Rytis Petraitis (3)
Air Force player had four-plus blocks	Nov. 22, 2023 vs. VMI	Beau Becker (4)
Air Force player had five-plus blocks	Nov. 30, 2022 vs. UAPB	Corbin Green (6)

INDIVIDUAL STEALS

Air Force player had five-plus steals	Dec. 3, 2023 at Portland	Kellan Boylan (5)
Air Force player had seven steals	Nov. 20, 2013, vs. Colorado Christian	Max Yon (7)

DOUBLE DOUBLE

Air Force player had a double-double (point-rebound)	Nov. 10, 2023 vs. LIU	Ethan Taylor (26 pts, 12 reb)
Air Force player had a double-double (point-assists)	Feb. 6, 2018, vs. Colorado St.	Trevor Lyons (10 pts, 10 ast)
Air Force had two players with a double-double	Feb. 26, 2020, vs. New Mexico	Ryan Swan (14 pts, 11 reb) Sid Tomes (10 pts, 10 reb)

TRIPLE DOUBLE

Air Force player had a triple double (point-rebound-assists)	Jan. 24, 2024 vs. UNLV	Rytis Petraitis (18P, 13R, 11A)
---	------------------------	---------------------------------

The Last Time ...

SCORING

Air Force scored 100 or more points	Dec. 31, 2019 vs. UC Riverside	AF (105) - AF won 105-56
Air Force scored 90 or more points	Jan. 24, 2024 vs. UNLV	AF (90) - AF won 90-58
Air Force scored 80 or more points	Dec. 3, 2023 at Portland	AF (80) - AF won 82-58
Air Force scored fewer than 50 points	Feb., 22, 2022 vs. Fresno State	AF (40) - AF lost 65-40
Opponent scored 100 or more points	Dec. 7, 2019 vs. Nevada	Nevada (100) - AF lost 100-85
Opponent scored 90 or more points	Feb. 3, 2024 at Boise State	Boise St. (94) - AF lost 94-56
Opponent scored fewer than 50 points	Jan. 14, 2023 vs. Fresno State	Fresno St. (48) - AF won 51-48
Opponent scored fewer than 40 points	Nov. 30, 2014 vs. Grambling State	GSU (34) - AF won 59-34

REBOUNDING

Air Force had more than 50 rebounds	Jan. 7, 2020 vs. Utah State	AF (50)
Air Force had more than 40 rebounds	Nov. 21, 2022 vs. USC-Upstate	AF (44)
Air Force had fewer than 25 rebounds	Feb. 3, 2024 at Boise State	AF (22)
Opponent had more than 50 rebounds	Jan. 26, 2019 vs. San Jose St.	SJSU (56)
Opponent had more than 40 rebounds	Jan. 21, 2023 vs. San Diego State	SDSU (45)
Opponent had fewer than 25 rebounds	Dec. 18, 2022 vs. Tarleton State	TAR (22)

ASSISTS

Air Force had more than 20 assists	Jan. 23, 2024 vs. UNLV	AF (25)
Air Force had more than 15 assists	Jan. 30, 2024 vs. Wyoming	AF (18)
Air Force had fewer than 10 assists	Feb. 3, 2024 at Boise State	AF (9)

BLOCKS

Air Force had more than 7 blocks	Nov. 30, 2022 vs. UAPB	AF (10)
Air Force had more than 5 blocks	Jan. 13, 2024 vs. San Jose State	AF (6)

STEALS

Air Force had more than 10 steals	Dec. 16, 2023 vs. UT Arlington	AF (12)
Air Force had fewer than 5 steals	Feb. 3, 2024 at Boise State	AF (4)

FIELD GOALS

Air Force had more than 40 field goals made	Jan. 16, 2019 vs. UNLV	AF (40)
Air Force had more than 30 field goals made	Jan. 23, 2024 at UNLV	AF (31)
Air Force had fewer than 20 field goals made	Jan. 9, 2024 at Nevada	AF (19)
Air Force had more than 70 field goal attempts	Jan. 11, 2020 at New Mexico	AF (71)
Air Force had more than 60 field goal attempts	Jan. 30, 2021 vs. San Jose State	AF (61)
Air Force had fewer than 40 field goal attempts	Dec. 31, 2020 vs. Utah State	AF (39)
Air Force shot over 60 percent from the field	Feb. 10, 2023 vs. New Mexico	AF (.660)
Air Force shot over 50 percent from the field	Jan. 30, 2024 vs. Wyoming	AF (.500)
Air Force shot less than 30 percent from the field	Jan. 21, 2020 at Utah State	AF (.294)

3-POINT FIELD GOALS

Air Force had more than 15 three-point field goals	Dec. 4, 2019 at Wyoming	AF (17)
Air Force had more than 10 three-point field goals	Jan. 30, 2024 vs. Wyoming	AF (13)
Air Force had fewer than five three-point field goals	Jan. 2, 2024 vs. Utah State	AF (2)
Air Force did not make a three-point field goal	Nov. 21, 2009 vs. Northern Colorado	AF (0)
Air Force had more than 30 three-point field goal attempts	Feb. 3, 2024 at Boise State	AF (31)
Air Force had fewer than 10 three-point field goal attempts	Jan. 29, 2014 at Boise State	AF (6)
Air Force shot over 50 percent on three-pointers	Jan. 23, 2024 at UNLV	AF (.500)
Air Force shot over 40 percent on three-pointers	Jan. 27, 2024 at Fresno State	AF (.440)
Air Force shot less than 25 percent on three-pointers	Jan. 2, 2024 vs. Utah State	AF (.143)

FREE THROWS

Air Force had more than 30 free throws made	Nov. 14, 2017 vs. Canisius	AF (38)
Air Force had more than 20 free throws made	Nov. 16, 2023 vs. Lindenwood	AF (28)
Air Force had fewer than 10 free throws made	Jan. 30, 2024 vs. Wyoming	AF (7)
Air Force had more than 30 free throw attempts	Nov. 16, 2023 vs. Lindenwood	AF (38)
Air Force had more than 20 free throw attempts	Jan. 2, 2024 vs. Utah State	AF (24)
Air Force had fewer than 10 free throw attempts	Jan. 27, 2024 at Fresno State	AF (8)
Air Force had fewer than five three throw attempts	Feb. 22, 2022 vs. Fresno State	AF (5)
Air Force shot 100 percent on free throws	Dec. 28, 2022 vs. San Diego State	AF 1.000 percent (5-for-5)
Air Force shot over 90 percent on free throws	Feb. 3, 2024 at Boise State	AF .900 percent (10-for-11)
Air Force shot less than 50 percent on free throws	Jan. 20, 2024 vs. New Mexico	AF .474 percent (9-for-19)

FOULS

Air Force had more than 20 fouls	Jan. 16, 2024 at Colorado State	AF (21)
Air Force had fewer than 10 fouls	Nov. 22, 2023 vs. VMI	AF (9)
Air Force had fewer than five fouls		

TURNOVERS

Air Force had more than 20 turnovers	Feb. 21, 2023 vs. Fresno State	AF (21)
Air Force had fewer than 10 turnovers	Jan. 30, 2024 vs. Wyoming	AF (9)
Air Force had fewer than five turnovers	Dec. 9, 2022 vs. Arkansas State	AF (5)

Starting Lineups

Guard	Guard	G/F	G/F	Forward	Total	Games	Record
Taylor	Mills	Beasley	Boylan	Becker	11	1-10, 13	7-4
Taylor	Mills	Petraitis	Boylan	Becker	10	11-12, 14-21	1-9

Margin of Victory/Defeat

Margin	1	2	3	4	5	6	7	8	9	10	11-15	16-19	20-24	25+
Wins	1	1							1	1	1	1	1	1
Losses			2	1	1		1	1	1		3	1		2

Team Notes

Biggest Lead.....	29, LIU 11/10 (MW).....	37, UNLV 1/23
Biggest Deficit	18, Eastern Washington 12/9 (MW).....	40, Boise State 2/3
Biggest Lead/Win	29, LIU 11/10 (MW).....	37, UNLV 1/23
Biggest Lead/Loss	9, UNC 12/21 (MW).....	12, CSU 1/16
Biggest Deficit Overcome	6, LIU 11/10 (MW).....	2, UNLV 1/23
Biggest Halftime Lead.....	16, twice (MW).....	15, UNLV 1/23
Biggest Halftime Deficit	15, EWU 12/9 (MW).....	20 vs. New Mexico 1/20
Most Points 1st Half.....	43, 2x (MW).....	39, UNLV 1/23
Most Points 2nd Half	43, Portland 12/3 (MW).....	51, UNLV 3/23
Most Pts Allowed 1st Half	43, UNC 12/23 (MW).....	46, SJSU, 1/13
Most Pts Allowed 2nd Half	40, 2x (MW).....	53, Boise State 2/3
Fewest Points Half.....	19, Delaware 11/12 (MW).....	24, 3x
Fewest Pts Allowed Half	20, VMI 11/22 (MW).....	24, twice

Individual Highs

10-Plus Points	23-24	Career
Beau Becker	18	25
Ethan Taylor	17	36
Rytis Petraitis	13	32
Jeffrey Mills	8	14
Kellan Boylan	5	5
Chase Beasley	2	2
Corbin Green	1	8
Byron Brown	1	1
Luke Kearney	1	1

20-Plus Points	23-24	Career
Ethan Taylor	6	6
Beau Becker	5	6
Rytis Petraitis	3	6
Kellan Boylan	1	1

10-Plus Rebounds	23-24	Career
Kellan Boylan	2	2
Rytis Petraitis	1	9
Ethan Taylor	1	4
Beau Becker		1
Corbin Green		1

10-Plus Assists	22-23	Career
Rytis Petraitis	1	1
Ethan Taylor		1

Points Leader*

	23-24	Career
Ethan Taylor	9	15
Beau Becker	7	9
Rytis Petraitis	5	8
Jeffrey Mills	1	2
Chase Beasley	1	1
Kellan Boylan	1	1

Rebounds Leader*

	23-24	Career
Kellan Boylan	7	7
Beau Becker	6	11
Rytis Petraitis	5	22
Ethan Taylor	5	16
Jeffrey Mills	2	3
Corbin Green	1	5

Assists Leader*

	23-24	Career
Jeffrey Mills	9	22
Ethan Taylor	5	30
Rytis Petraitis	5	14
Beau Becker	3	4
Kellan Boylan	3	3
Chase Beasley	1	1
Corbin Green		2

*- Includes ties

Miscellaneous

Double-Doubles	23-24	Career
Ethan Taylor	1	3
Rytis Petraitis		7
Corbin Green		1

Triple-Doubles

	23-24	Career
Rytis Petraitis (P-R-A)	1	1
Ethan Taylor (P-R-A)		1

Multiple players in double figures

# of Players	#	Most Recent
One Player		
Two Players	6	Boise State
Three Players	9	Wyoming
Four Players	4	Utah State
Five Players	2	UNLV

Air Force Record when...

Leading at the half.....	8-3
Trailing at the half.....	0-9
Tied at the half.....	0-1

Leading with 10:00 remaining.....	8-3
Trailing with 10:00 remaining.....	0-10
Tied with 10:00 remaining.....	0-0

Leading with 5:00 remaining.....	8-2
Trailing with 5:00 remaining.....	1-10
Tied with 5:00 remaining.....	0-1

Overtime games.....	1-1
---------------------	-----

Air Force out-rebounds opponent.....	5-1
Air Force out-rebounded.....	3-11
Rebounds tied.....	0-1

Air Force commits more TOs.....	3-6
Opponent commits more TOs.....	4-4
Turnovers tied.....	1-3

Air Force out-shoots opponent.....	7-5
Air Force out-shot by opponent.....	1-8
FG percentage tied.....	0-0

Air Force scores less than 50:.....	0-0
Air Force scores 50-59.....	2-4
Air Force scores 60-69.....	1-5
Air Force scores 70-79.....	1-4
Air Force scores 80-89.....	3-0
Air Force scores 90-99.....	1-0
Air Force scores 100 or more.....	0-0

Air Force allows less than 50:.....	0-0
Air Force allows 50-59.....	6-0
Air Force allows 60-69.....	1-3
Air Force allows 70-79.....	1-4
Air Force allows 80-89.....	0-5
Air Force allows 90-99.....	0-1
Air Force allows 100 or more.....	0-0

In November.....	6-2
In December.....	1-3
In January.....	1-7
In February.....	0-1
In March.....	0-0

On Monday.....	0-1
On Tuesday.....	1-4
On Wednesday.....	1-0
On Thursday.....	1-1
On Friday.....	2-0
On Saturday.....	0-6
On Sunday.....	3-1

Gray Uni's.....	1-0
Black Uni's.....	1-2
Blue Uni's.....	3-4
White Uni's.....	3-7

Game-By-Game Leaders

Opponent	Date	Score	Points	Rebounds	Assists	Steals	Blocks
Portland State	11/6	55-62	14 - Beasley, Becker	15 - Boylan	5 - Taylor	2 - Taylor	2 - Becker
LIU	11/10	82-67	26 - Taylor	12 - Taylor	6 - Taylor	2 - Taylor	4 - Green
Delaware	11/12	57-65	24 - Taylor	5 - Boylan	4 - Mills	2 - Mills	2 - Beasley
Lindenwood	11/16	76-58	21 - Taylor	6 - Becker, Mills	3 - Becker, Boylan, Taylor	4 - Mills	2 - Becker, Boylan, Green
William & Mary	11/17	80-71	31 - Becker	10 - Boylan	5 - Beasley	3 - Boylan	3 - Boylan
Omaha	11/19	58-56	16 - Taylor	9 - Green	3 - Taylor	1 - 4 players	3 - Green
VMI	11/22	64-54	19 - Becker, Taylor	8 - Becker, Taylor	4 - Boylan, Mills	3 - Taylor	4 - Becker
South Dakota	11/26	58-57	18 - Petraitis	8 - Becker	5 - Boylan	5 - Mills	3 - Taylor
Portland	12/3	80-58	20 - Petraitis	6 - Boylan	4 - Mills	5 - Boylan	2 - Boylan
Eastern Wash.	12/9	68-73	22 - Taylor	8 - Petraitis	4 - Petraitis	3 - Mills	2 - Boylan
UT Arlington	12/16	73-76	21 - Petraitis	7 - Petraitis	4 - Mills	4 - Mills	2 - Green
Northern Colorado	12/21	79-83	26 - Becker	9 - Boylan	8 - Petraitis	2 - Brown, Mills	2 - Becker, Boylan
Utah State	1/2	60-88	15 - Petraitis	5 - Becker, Taylor	4 - Mills	3 - Taylor	1 - Boylan, Mills
Nevada	1/9	54-67	14 - Becker, Taylor	9 - Boylan	4 - Mills	3 - Boylan	1 - Becker, Petraitis, Taylor
San Jose State	1/13	67-70	19 - Taylor	7 - Becker, Petraitis	5 - Mills	1 - Mills, Petraitis	2 - Becker
Colorado State	1/16	69-78	22 - Petraitis	8 - Taylor	5 - Petraitis	4 - Boylan	2 - Boylan
New Mexico	1/20	66-85	23 - Becker	9 - Mills	6 - Becker, Taylor	3 - Mills	1 - Boylan, Petraitis
UNLV	1/23	90-58	22 - Taylor	13 - Petraitis	11 - Petraitis	2 - Petraitis	3 - Petraitis
Fresno State	1/27	70-84	22 - Becker	6 - Boylan	6 - Mills	2 - Becker, Mills	3 - Petraitis
Wyoming	1/30	72-83	32 - Boylan	6 - Becker	5 - Petraitis	2 - Petraitis, Taylor	1 - Boylan, Kearney, Taylor
Boise State	2/3	56-94	17 - Mills	5 - Petraitis, Taylor	3 - Becker, Mills	2 - Gilles	1 - Beasley

Points-Rebounds-Assists

Opponent	Date	Score	3	5	10	11	13	14	15	23	24	31	32	33
			Luke Kearney	Ethan Taylor	Caleb Walker	Byron Brown	Chase Beasley	Beau Becker	Corbin Green	Kellan Boylan	Jeffrey Mills	Rytis Petraitis	Kolby Gilles	Brady Ruggles
Portland State	11/6	55-62	DNP	11-2-5^	DNP	3-0-0	14-2-3^	14-7-0^	0-2-0	7-15-2^	3-3-2^	DNP	3-2-0	DNP
LIU	11/10	82-67	2-0-0	26-12-6^	DNP	13-2-1	3-3-2^	20-6-1^	6-6-4	6-6-3^	4-2-5^	DNP	2-0-0	0-0-0
Delaware	11/12	57-65	DNP	24-4-3^	DNP	7-2-0	2-1-2^	10-4-2^	2-4-2	6-5-1^	6-3-4^	DNP	DNP	DNP
Lindenwood	11/16	76-58	2-0-0	21-4-3^	DNP	2-0-1	11-5-2^	13-6-3^	2-5-2	6-4-3^	17-6-0^	DNP	2-2-0	0-0-0
William & Mary	11/17	80-71	DNP	24-6-2^	DNP	4-1-2	2-3-5^	31-5-2^	1-0-0	8-10-2^	8-1-0^	DNP	2-0-1	DNP
Omaha	11/19	58-56	DNP	16-4-3^	DNP	2-2-0	2-2-1^	6-4-0^	11-9-1	13-6-2^	8-6-1^	DNP	0-0-2	DNP
VMI	11/22	64-54	DNP	19-8-3^	DNP	0-0-0	7-6-2^	19-8-2^	0-0-0	5-7-4^	14-3-4^	DNP	0-0-1	DNP
South Dakota	11/26	58-57	DNP	7-6-2^	DNP	4-2-1	2-2-0^	10-8-1^	2-1-0	6-4-5^	9-6-3^	18-6-2	0-0-0	DNP
Portland	12/3	80-58	1-0-0	16-4-3^	DNP	4-5-2	1-4-1^	11-4-3^	4-5-2	15-6-3^	10-1-4^	20-5-2	0-0-0	0-0-0
Eastern Wash.	12/9	68-73	DNP	22-2-3^	DNP	0-2-1	0-0-0^	17-4-1^	0-0-0	8-5-3^	8-4-2^	13-8-4	DNP	DNP
UT Arlington	12/16	73-76	DNP	16-3-2^	DNP	2-3-3	0-0-0	13-1-1^	6-2-0	5-6-3^	10-2-4^	21-7-3^	DNP	DNP
Northern Colo.	12/21	79-83	DNP	10-1-4^	DNP	3-0-2	DNP	26-3-2^	0-1-3	15-9-0^	7-3-2^	18-3-8^	DNP	DNP
Utah State	1/2	60-88	3-10	12-5-2^	0-0-0	5-4-0	0-0-1^	2-5-0^	DNP	11-3-1^	12-2-4^	15-4-2	0-0-0	0-1-0
Nevada	1/9	54-67	0-0-2	14-5-1^	DNP	6-3-1	0-0-0	14-6-3^	DNP	2-9-1^	5-1-4^	13-0-1^	DNP	DNP
San Jose State	1/13	67-70	4-0-0	19-2-0^	DNP	2-1-2	2-4-0	18-7-2^	DNP	5-2-1^	2-0-5^	15-7-4^	DNP	DNP
Colorado State	1/16	69-78	0-0-0	18-8-1^	DNP	0-2-0	0-0-0	18-7-1^	DNP	7-7-3^	4-4-3^	22-7-5^	DNP	DNP
New Mexico	1/20	66-85	0-1-1	8-4-6^	DNP	0-0-0	0-0-0	23-3-6^	DNP	9-4-2^	8-9-4^	18-4-2^	0-0-0	0-0-0
UNLV	1/23	90-58	16-4-1	22-5-3^	DNP	5-3-2	0-1-0	14-0-1^	DNP	2-4-2^	11-3-4^	18-13-11^	0-1-1	2-0-0
Fresno State	1/27	70-84	2-0-0	6-2-2^	DNP	8-3-0	0-0-0	22-4-0^	DNP	3-6-0^	15-2-6^	14-5-5^	DNP	DNP
Wyoming	1/30	72-83	0-0-0	11-3-4^	DNP	6-1-0	0-0-0	3-6-2^	DNP	32-2-3^	9-3-4^	11-4-5^	DNP	DNP
Boise State	2/3	56-94	0-0-0	8-5-1^	DNP	8-4-0	0-1-0	13-1-3^	DNP	4-2-1^	17-0-3^	3-5-1^	3-0-0	0-0-0

Game-By-Game Comparison

Teams	Score	By Half		Rebounds						Scoring By						
		(1-2-OT)	FG-FGA	Pct.	3G-3GA	Pct.	FT-FTA	Pct.	O-D-T	FL-D	AS	TO	ST	BL	Starters	Bench
Portland State	62	31-31	18-50	.360	7-27	.259	19-29	.655	14-27-41	18-0	5	12	2	3	38	24
Air Force	55	27-28	20-50	.400	6-25	.240	9-19	.474	9-25-34	24-0	13	12	6	2	49	6
LIU	67	27-40	23-61	.377	6-17	.353	15-24	.625	12-23-35	19-0	19	10	7	3	46	21
Air Force	82	43-39	28-55	.509	10-23	.435	16-23	.696	8-30-38	20-0	22	12	4	7	59	23
Delaware	65	29-36	22-49	.449	6-18	.333	15-20	.750	8-20-28	10-0	12	6	8	2	46	19
Air Force	57	19-38	23-49	.469	6-21	.286	5-7	.714	7-21-28	14-0	14	12	2	5	48	9
Lindenwood	58	29-29	16-50	.320	6-20	.300	20-23	.870	9-23-32	30-1	8	17	3	3	40	18
Air Force	76	41-35	20-44	.455	8-17	.471	28-39	.718	6-27-33	22-2	14	12	11	7	68	8
William & Mary	71	27-35-9	27-65	.415	9-28	.321	8-13	.615	12-25-37	21-1	7	9	2	0	56	15
Air Force	80	33-29-18	25-50	.500	12-24	.500	18-21	.857	3-28-31	14-0	14	10	6	6	73	7
Omaha	56	24-32	20-58	.351	5-14	.357	11-16	.688	11-19-30	17-0	8	10	8	0	26	30
Air Force	58	30-28	19-44	.432	7-25	.280	13-17	.765	4-29-33	17-0	10	16	4	6	45	13
VMI	54	20-34	24-57	.421	3-16	.188	3-8	.375	10-27-37	17-0	7	13	4	3	38	16
Air Force	64	36-28	25-56	.446	8-29	.276	6-14	.429	9-25-34	9-0	16	11	8	4	64	0
South Dakota	57	28-29	22-56	.393	6-18	.333	7-10	.700	9-30-39	15-0	7	17	3	1	55	2
Air Force	58	33-25	21-59	.356	6-22	.273	10-18	.556	10-28-38	13-0	14	8	13	4	34	24
Portland	58	33-25	22-52	.423	7-24	.292	7-13	.538	6-21-27	11-1	14	18	7	4	51	7
Air Force	80	37-43	31-57	.544	9-25	.360	9-14	.643	6-28-34	14-0	19	13	12	5	53	27
Eastern Washington	73	41-32	24-46	.522	10-18	.556	15-18	.833	6-26-32	21-0	16	20	8	9	47	26
Air Force	68	26-42	22-57	.379	11-29	.379	13-17	.765	12-16-28	12-0	14	15	11	4	55	13
UT Arlington	76	42-34	24-55	.436	9-24	.375	19-22	.864	11-21-32	21-0	17	20	11	4	50	26
Air Force	73	37-36	26-50	.520	5-17	.294	16-22	.727	6-22-28	18-0	16	19	12	5	65	8
Northern Colorado	83	43-40	31-55	.564	9-20	.450	12-14	.857	7-21-28	15-0	17	12	5	1	62	21
Air Force	79	43-36	29-55	.527	15-29	.517	6-8	.750	4-17-21	15-1	21	11	6	5	76	3
Utah State	88	42-46	31-49	.633	4-12	.333	22-35	.629	9-20-29	21-1	15	9	9	3	75	13
Air Force	60	29-31	21-48	.438	2-14	.143	16-24	.667	11-17-28	23-2	10	16	7	2	37	23
Nevada	67	30-37	20-43	.465	7-15	.467	20-29	.690	8-22-30	14-0	15	10	4	5	59	8
Air Force	54	24-30	19-51	.373	10-23	.435	6-7	.857	9-19-28	29-2	13	13	5	3	48	6
San Jose State	70	46-24	27-56	.482	9-23	.391	7-8	.875	9-22-31	16-1	12	7	3	4	51	19
Air Force	67	33-34	25-48	.521	9-21	.429	8-14	.571	5-20-25	11-0	14	7	2	6	59	8
Colorado State	78	24-40-14	25-57	.439	10-24	.417	18-23	.783	10-24-34	15-0	18	9	7	4	53	25
Air Force	69	27-37-5	23-56	.411	10-22	.455	13-17	.765	11-26-37	21-2	13	16	6	5	69	0
New Mexico	85	44-41	35-64	.547	4-19	.211	11-14	.766	13-23-36	17-0	11	14	11	6	61	24
Air Force	66	24-42	25-53	.472	7-22	.318	9-19	.474	9-19-28	15-0	21	18	9	2	66	0
UNLV	58	24-34	18-57	.316	5-28	.179	17-23	.739	12-19-31	16-0	12	8	4	3	41	17
Air Force	90	39-51	31-56	.554	14-28	.500	14-17	.824	7-30-37	20-0	25	8	3	4	67	23
Fresno State	84	40-44	27-51	.529	11-25	.440	19-25	.760	12-22-34	11-0	19	10	9	1	58	26
Air Force	70	43-27	27-55	.491	11-25	.440	5-8	.625	7-16-23	17-0	13	11	7	3	60	10
Wyoming	83	34-49	28-50	.560	12-19	.632	15-18	.833	7-23-30	11-1	16	9	2	0	77	6
Air Force	72	36-36	26-52	.500	13-33	.394	7-10	.700	5-16-21	17-1	18	9	4	3	66	6
Boise State	94	41-53	30-50	.600	15-27	.556	19-22	.864	10-22-32	12-0	17	8	4	3	79	15
Air Force	56	27-29	18-52	.346	10-31	.323	10-11	.909	11-11-22	17-0	9	13	4	1	45	11

Air Force/Opponent Highs/Lows

Air Force - Game Highs

POINTS	90	at UNLV (01/23/2024)
	82	at LIU (11/10/2023)
	80	at Portland (12/03/2023)
	80	William & Mary (11/17/2023)
	79	Northern Colo. (12/21/2023)
FIELD GOALS MADE	31	at UNLV (01/23/2024)
	31	at Portland (12/03/2023)
FIELD GOAL ATTEMPTS	59	at South Dakota (11/26/2023)
	57	Eastern Wash. (12/09/2023)
	57	at Portland (12/03/2023)
FIELD GOAL PERCENTAGE	.554 (31-56)	at UNLV (01/23/2024)
	.544 (31-57)	at Portland (12/03/2023)
3 PT FG MADE	15	Northern Colo. (12/21/2023)
	14	at UNLV (01/23/2024)
3 PT FG ATTEMPTS	33	Wyoming (01/30/2024)
	31	at Boise St. (02/03/2024)
3 PT FG PERCENTAGE	.517 (15-29)	Northern Colo. (12/21/2023)
	.500 (14-28)	at UNLV (01/23/2024)
	.500 (12-24)	William & Mary (11/17/2023)
FREE THROWS MADE	28	Lindenwood (11/16/2023)
	18	William & Mary (11/17/2023)
FREE THROW ATTEMPTS	39	Lindenwood (11/16/2023)
	24	Utah St. (01/02/2024)
FREE THROW PERCENTAGE	.909 (10-11)	at Boise St. (02/03/2024)
	.857 (18-21)	William & Mary (11/17/2023)
	.857 (6-7)	at Nevada (01/09/2024)
REBOUNDS	38	at South Dakota (11/26/2023)
	38	at LIU (11/10/2023)
ASSISTS	25	at UNLV (01/23/2024)
	22	at LIU (11/10/2023)
STEALS	13	at South Dakota (11/26/2023)
	12	vs UT Arlington (N) (12/16/2023)
	12	at Portland (12/03/2023)
BLOCKED SHOTS	7	Lindenwood (11/16/2023)
	7	at LIU (11/10/2023)
TURNOVERS	19	vs UT Arlington (N) (12/16/2023)
	18	New Mexico (01/20/2024)
FOULS	24	Portland St. (11/06/2023)
	23	Utah St. (01/02/2024)

Air Force - Game Highs

POINTS	90	at UNLV (01/23/2024)
	82	at LIU (11/10/2023)
	80	at Portland (12/03/2023)
	80	William & Mary (11/17/2023)
	79	Northern Colo. (12/21/2023)
FIELD GOALS MADE	31	at UNLV (01/23/2024)
	31	at Portland (12/03/2023)
FIELD GOAL ATTEMPTS	59	at South Dakota (11/26/2023)
	57	Eastern Wash. (12/09/2023)
	57	at Portland (12/03/2023)
FIELD GOAL PERCENTAGE	.554 (31-56)	at UNLV (01/23/2024)
	.544 (31-57)	at Portland (12/03/2023)
3 PT FG MADE	15	Northern Colo. (12/21/2023)
	14	at UNLV (01/23/2024)
3 PT FG ATTEMPTS	33	Wyoming (01/30/2024)
	31	at Boise St. (02/03/2024)
3 PT FG PERCENTAGE	.517 (15-29)	Northern Colo. (12/21/2023)
	.500 (14-28)	at UNLV (01/23/2024)
	.500 (12-24)	William & Mary (11/17/2023)
FREE THROWS MADE	28	Lindenwood (11/16/2023)
	18	William & Mary (11/17/2023)
FREE THROW ATTEMPTS	39	Lindenwood (11/16/2023)
	24	Utah St. (01/02/2024)
FREE THROW PERCENTAGE	.909 (10-11)	at Boise St. (02/03/2024)
	.857 (18-21)	William & Mary (11/17/2023)
	.857 (6-7)	at Nevada (01/09/2024)
REBOUNDS	38	at South Dakota (11/26/2023)
	38	at LIU (11/10/2023)
ASSISTS	25	at UNLV (01/23/2024)
	22	at LIU (11/10/2023)
STEALS	13	at South Dakota (11/26/2023)
	12	vs UT Arlington (N) (12/16/2023)
	12	at Portland (12/03/2023)
BLOCKED SHOTS	7	Lindenwood (11/16/2023)
	7	at LIU (11/10/2023)
TURNOVERS	19	vs UT Arlington (N) (12/16/2023)
	18	New Mexico (01/20/2024)
FOULS	24	Portland St. (11/06/2023)
	23	Utah St. (01/02/2024)

Air Force - Game Lows

POINTS	54	at Nevada (01/09/2024)
	55	Portland St. (11/06/2023)
	56	at Boise St. (02/03/2024)
	57	at Delaware (11/12/2023)
	58	at South Dakota (11/26/2023)
	58	Omaha (11/19/2023)
FIELD GOALS MADE	18	at Boise St. (02/03/2024)
	19	at Nevada (01/09/2024)
	19	Omaha (11/19/2023)
FIELD GOAL ATTEMPTS	44	Omaha (11/19/2023)
	44	Lindenwood (11/16/2023)
FIELD GOAL PERCENTAGE	.346 (18-52)	at Boise St. (02/03/2024)
	.356 (21-59)	at South Dakota (11/26/2023)
3 PT FG MADE	2	Utah St. (01/02/2024)
	5	vs UT Arlington (N) (12/16/2023)
3 PT FG ATTEMPTS	14	Utah St. (01/02/2024)
	17	vs UT Arlington (N) (12/16/2023)
	17	Lindenwood (11/16/2023)
3 PT FG PERCENTAGE	.143 (2-14)	Utah St. (01/02/2024)
	.240 (6-25)	Portland St. (11/06/2023)
FREE THROWS MADE	5	at Fresno St. (01/27/2024)
	5	at Delaware (11/12/2023)
FREE THROW ATTEMPTS	7	at Nevada (01/09/2024)
	7	at Delaware (11/12/2023)
FREE THROW PERCENTAGE	.429 (6-14)	VMI (11/22/2023)
	.474 (9-19)	New Mexico (01/20/2024)
	.474 (9-19)	Portland St. (11/06/2023)
REBOUNDS	21	Wyoming (01/30/2024)
	21	Northern Colo. (12/21/2023)
ASSISTS	9	at Boise St. (02/03/2024)
	10	Utah St. (01/02/2024)
	10	Omaha (11/19/2023)
STEALS	2	San Jose St. (01/13/2024)
	2	at Delaware (11/12/2023)
BLOCKED SHOTS	1	at Boise St. (02/03/2024)
	2	New Mexico (01/20/2024)
	2	Utah St. (01/02/2024)
	2	Portland St. (11/06/2023)
TURNOVERS	7	San Jose St. (01/13/2024)
	8	at UNLV (01/23/2024)
	8	at South Dakota (11/26/2023)
FOULS	9	VMI (11/22/2023)
	11	San Jose St. (01/13/2024)

Opponent - Game Lows

POINTS	54	VMI (11/22/2023)
	56	Omaha (11/19/2023)
	57	at South Dakota (11/26/2023)
	58	at UNLV (01/23/2024)
	58	at Portland (12/03/2023)
	58	Lindenwood (11/16/2023)
FIELD GOALS MADE	16	Lindenwood (11/16/2023)
	18	at UNLV (01/23/2024)
	18	Portland St. (11/06/2023)
FIELD GOAL ATTEMPTS	43	at Nevada (01/09/2024)
	46	Eastern Wash. (12/09/2023)
FIELD GOAL PERCENTAGE	.316 (18-57)	at UNLV (01/23/2024)
	.320 (16-50)	Lindenwood (11/16/2023)
3 PT FG MADE	3	VMI (11/22/2023)
	4	New Mexico (01/20/2024)
	4	Utah St. (01/02/2024)
3 PT FG ATTEMPTS	12	Utah St. (01/02/2024)
	14	Omaha (11/19/2023)
3 PT FG PERCENTAGE	.179 (5-28)	at UNLV (01/23/2024)
	.188 (3-16)	VMI (11/22/2023)
FREE THROWS MADE	3	VMI (11/22/2023)
	7	San Jose St. (01/13/2024)
	7	at Portland (12/03/2023)
	7	at South Dakota (11/26/2023)
FREE THROW ATTEMPTS	8	San Jose St. (01/13/2024)
	8	VMI (11/22/2023)
FREE THROW PERCENTAGE	.375 (3-8)	VMI (11/22/2023)
	.538 (7-13)	at Portland (12/03/2023)
REBOUNDS	27	at Portland (12/03/2023)
	28	Northern Colo. (12/21/2023)
	28	at Delaware (11/12/2023)
ASSISTS	5	Portland St. (11/06/2023)
	7	at South Dakota (11/26/2023)
	7	VMI (11/22/2023)
	7	William & Mary (11/17/2023)
STEALS	2	Wyoming (01/30/2024)
	2	William & Mary (11/17/2023)
	2	Portland St. (11/06/2023)
BLOCKED SHOTS	0	Wyoming (01/30/2024)
	0	at UNLV (01/23/2024)

Air Force/Opponent Individual Highs

Air Force - Individual Game Highs

POINTS	32	Kellan Boylan vs Wyoming (01/30/2024)
	31	Beau Becker vs William & Mary (11/17/2023)
	26	Beau Becker vs Northern Colo. (12/21/2023)
	26	Ethan Taylor at LIU (11/10/2023)
	24	Ethan Taylor vs William & Mary (11/17/2023)
	24	Ethan Taylor at Delaware (11/12/2023)
FIELD GOALS MADE	12	Beau Becker vs William & Mary (11/17/2023)
	11	Kellan Boylan vs Wyoming (01/30/2024)
FIELD GOAL ATTEMPTS	19	Ethan Taylor at Delaware (11/12/2023)
	18	Beau Becker vs New Mexico (01/20/2024)
	18	Ethan Taylor vs William & Mary (11/17/2023)
	18	Beau Becker vs William & Mary (11/17/2023)
FIELD GOAL PERCENTAGE (min 5 made)	857 (6-7)	Jeffrey Mills vs Lindenwood (11/16/2023)
	714 (5-7)	Beau Becker at UNLV (01/23/2024)
	714 (5-7)	Jeffrey Mills at Portland (12/03/2023)
	714 (5-7)	Chase Beasley vs Portland St. (11/06/2023)
3 PT FG MADE	9	Kellan Boylan vs Wyoming (01/30/2024)
	6	Beau Becker vs Northern Colo. (12/21/2023)
	6	Ethan Taylor vs William & Mary (11/17/2023)
	6	Ethan Taylor at LIU (11/10/2023)
3 PT FG ATTEMPTS	14	Kellan Boylan vs Wyoming (01/30/2024)
	12	Ethan Taylor vs William & Mary (11/17/2023)
	12	Ethan Taylor vs Portland St. (11/06/2023)
3 PT FG PERCENTAGE (min 2 made)	1.000 (3-3)	Rytis Petraitis vs Northern Colo. (12/21/2023)
	1.000 (2-2)	Chase Beasley vs Lindenwood (11/16/2023)
FREE THROWS MADE	10	Ethan Taylor vs Lindenwood (11/16/2023)
	9	Rytis Petraitis at Colorado St. (01/16/2024)
FREE THROW ATTEMPTS	14	Ethan Taylor vs Lindenwood (11/16/2023)
	12	Rytis Petraitis vs UT Arlington (N) (12/16/2023)
FREE THROW PERCENTAGE (min 3 made)	1.000 (4-4)	Byron Brown at Boise St. (02/03/2024)
	1.000 (4-4)	Ethan Taylor vs Utah St. (01/02/2024)
	1.000 (4-4)	Kellan Boylan vs Northern Colo. (12/21/2023)
	1.000 (4-4)	Byron Brown vs William & Mary (11/17/2023)
	1.000 (4-4)	Ethan Taylor at Delaware (11/12/2023)
	1.000 (3-3)	Kellan Boylan at Portland (12/03/2023)
	1.000 (3-3)	Jeffrey Mills vs Omaha (11/19/2023)
REBOUNDS	15	Kellan Boylan vs Portland St. (11/06/2023)
	13	Rytis Petraitis at UNLV (01/23/2024)
ASSISTS	11	Rytis Petraitis at UNLV (01/23/2024)
	8	Rytis Petraitis vs Northern Colo. (12/21/2023)
STEALS	5	Kellan Boylan at Portland (12/03/2023)
	5	Jeffrey Mills at South Dakota (11/26/2023)
BLOCKED SHOTS	4	Beau Becker vs VMI (11/22/2023)
	4	Corbin Green at LIU (11/10/2023)
TURNOVERS	7	Chase Beasley vs Lindenwood (11/16/2023)
	6	Kellan Boylan vs UT Arlington (N) (12/16/2023)
	6	Rytis Petraitis vs Eastern Wash. (12/09/2023)
	6	Kellan Boylan at Delaware (11/12/2023)

Opponent - Individual Game Highs

POINTS	32	Great Osobor vs Utah St. (01/02/2024)
	29	Tyson Degenhart at Boise St. (02/03/2024)
	28	Phillip Russell vs UT Arlington (N) (12/16/2023)
	25	Brendan Wenzel vs Wyoming (01/30/2024)
	25	JT Toppin vs New Mexico (01/20/2024)
	25	Jake Kyman vs Eastern Wash. (12/09/2023)
FIELD GOALS MADE	12	JT Toppin vs New Mexico (01/20/2024)
	11	Tyson Degenhart at Boise St. (02/03/2024)
	11	Great Osobor vs Utah St. (01/02/2024)
FIELD GOAL ATTEMPTS	20	Trey Moss vs William & Mary (11/17/2023)
	17	Akuel Kot vs Wyoming (01/30/2024)
	17	Phillip Russell vs UT Arlington (N) (12/16/2023)
FIELD GOAL PERCENTAGE (min 5 made)	1.000 (7-7)	Ian Martinez vs Utah St. (01/02/2024)
	.917 (11-12)	Tyson Degenhart at Boise St. (02/03/2024)
3 PT FG MADE	6	Brendan Wenzel vs Wyoming (01/30/2024)
	5	Xavier DuSell at Fresno St. (01/27/2024)
3 PT FG ATTEMPTS	11	Xavier DuSell at Fresno St. (01/27/2024)
	10	Gabe Dorsey vs William & Mary (11/17/2023)
3 PT FG PERCENTAGE (min 2 made)	1.000 (2-2)	Javon Jackson vs Utah St. (01/02/2024)
	1.000 (2-2)	Casey Jones vs Eastern Wash. (12/09/2023)
	1.000 (2-2)	LeJuan Watts vs Eastern Wash. (12/09/2023)
FREE THROWS MADE	10	Great Osobor vs Utah St. (01/02/2024)
	9	Jake Kyman vs Eastern Wash. (12/09/2023)
FREE THROW ATTEMPTS	16	Great Osobor vs Utah St. (01/02/2024)
	13	RJ Greene at LIU (11/10/2023)
FREE THROW PERCENTAGE (min 3 made)	1.000 (5-5)	Jarod Lucas at Nevada (01/09/2024)
	1.000 (5-5)	Keenon Cole vs Lindenwood (11/16/2023)
	1.000 (4-4)	Kobe Young at Boise St. (02/03/2024)
	1.000 (4-4)	Isaiah Pope at Fresno St. (01/27/2024)
	1.000 (4-4)	Taviontae Jackson at Colorado St. (01/16/2024)
	1.000 (4-4)	Myron Amey Jr. vs San Jose St. (01/13/2024)
	1.000 (4-4)	Brock Wisne vs Northern Colo. (12/21/2023)
	1.000 (4-4)	Makaih Williams vs UT Arlington (N) (12/16/2023)
	1.000 (3-3)	Jaron Rillie vs Northern Colo. (12/21/2023)
	1.000 (3-3)	Paul Bruns at South Dakota (11/26/2023)
	1.000 (3-3)	Jack Karasinski vs William & Mary (11/17/2023)
	1.000 (3-3)	Jeremiah Talton vs Lindenwood (11/16/2023)
REBOUNDS	15	Dajuan Gordon vs UT Arlington (N) (12/16/2023)
	15	Lahat Thioune at South Dakota (11/26/2023)
ASSISTS	10	Isaiah Hill at Fresno St. (01/27/2024)
	9	Isaiah Stevens at Colorado St. (01/16/2024)
	9	Alvaro Cardenas vs San Jose St. (01/13/2024)
STEALS	4	Jaalen House vs New Mexico (01/20/2024)
	4	Darius Brown II vs Utah St. (01/02/2024)
BLOCKED SHOTS	3	Nelly Joseph vs New Mexico (01/20/2024)
	3	K.J. Hymes at Nevada (01/09/2024)
	3	Ethan Price vs Eastern Wash. (12/09/2023)
TURNOVERS	6	Mason Walters vs Wyoming (01/30/2024)
	6	Trey Moss vs William & Mary (11/17/2023)



2023-24 Box Scores



1

Official Basketball Box Score - Final
Portland St. at Air Force
 11/06/23 Clune Arena, U.S. Air Force Academy
 2023-24 Men's Basketball

Game Time: 7:30 PM
 Game Duration: 1:57
 Attendance: 1,417

Officials: Shawn Leigh, Wilson Holland, Jeff Malham

Portland St. - 62

Record: 1-0

NO. Name	Min	FG		3P		FT		Rebounds		Fouls		TP	AS	TO	ST	Blocks		+/-
		M/A	M/A	M/A	M/A	OR	DR	OR	DR	PF	FD					BS	BA	
3 KJ Allen	F 22:22	0-5	0-2	8-10	1	2	3	2	6	8	1	2	0	0	1	0	0	-10
44 Kendall Munson	F 16:51	2-4	0-0	1-2	2	2	4	4	3	5	0	0	0	1	1	0	-5	
2 Bobby Harvey	G 17:23	2-6	2-2	1	0	1	2	2	8	0	0	1	0	0	0	3		
23 Jorell Saterfield	G 33:05	3-8	2-6	2-2	1	6	7	1	1	10	1	2	0	0	0	5		
24 Ismail Habib	G 20:59	2-8	2-8	1-2	0	2	2	1	3	7	0	0	0	0	0	2		
10 Hayden Curtiss	12:40	1-1	0-0	0-0	1	2	3	0	0	2	0	2	0	0	0	5		
22 Isalah Johnson	22:48	2-6	0-0	3-7	5	8	13	3	6	7	0	2	0	1	0	16		
25 Hunter Woods	21:58	1-5	1-5	2-4	0	1	1	3	2	5	1	2	1	1	0	5		
5 Isiah Kirby	19:01	4-5	0-0	0-0	2	2	0	1	8	2	2	0	0	0	0	5		
0 Cole Farrell	05:18	1-2	0-0	0-0	0	0	0	1	0	2	0	0	0	0	0	4		
55 Keshawn Saunders	03:08	0-0	0-0	0-0	0	0	0	0	0	0	0	0	0	0	0	-2		
4 Tre-Vaughn Minott	04:27	0-0	0-0	0-0	1	1	2	1	0	0	0	0	0	0	0	7		
Team					2	1	3			0								
Totals		18-50	7-27	19-29	14	27	41	18	24	62	5	12	2	3	2	7		

Shooting By Period		
1st FG%	8-23	34.8%
3PT%	6-15	40.0%
FT%	9-14	64.3%
2nd FG%	10-27	37.0%
3PT%	1-12	8.3%
FT%	10-15	66.7%
GM FG%	18-50	36.0%
3PT%	7-27	25.9%
FT%	19-29	65.5%

Dead Ball Rebounds: 3.0

Air Force - 55

Record: 0-1

NO. Name	Min	FG		3P		FT		Rebounds		Fouls		TP	AS	TO	ST	Blocks		+/-
		M/A	M/A	M/A	M/A	OR	DR	OR	DR	PF	FD					BS	BA	
13 Chase Beasley	F 37:01	5-7	0-0	4-6	0	2	2	4	5	14	4	5	1	0	1	0	-6	
14 Beau Becker	F 29:58	6-12	2-6	0-2	1	6	7	4	5	14	0	2	1	2	1	5		
5 Ethan Taylor	G 38:16	3-14	3-12	2-2	0	2	2	3	1	11	5	3	2	1	0	-8		
23 Kellan Boylan	G 35:37	3-5	1-2	0-1	6	9	15	4	2	7	2	1	1	0	0	-8		
24 Jeffrey Mills	G 36:12	1-8	0-5	1-4	1	2	3	3	3	3	2	1	1	0	0	-5		
11 Byron Brown	05:46	1-3	0-0	1-2	0	0	0	1	1	3	0	0	0	0	0	-5		
15 Corbin Green	10:02	0-0	0-0	0-0	2	2	1	0	0	0	0	0	0	0	0	-12		
32 Kolby Gilles	07:08	1-1	0-0	1-2	0	2	2	4	1	3	0	0	0	0	0	4		
Team					1	0	1			0								
Totals		20-50	6-25	9-19	9	25	34	24	18	55	13	12	6	2	3	-7		

Shooting By Period		
1st FG%	9-25	36.0%
3PT%	3-12	25.0%
FT%	6-8	75%
2nd FG%	11-25	44.0%
3PT%	3-13	23.1%
FT%	3-11	27.3%
GM FG%	20-50	40.0%
3PT%	6-25	24.0%
FT%	9-19	47.4%

Dead Ball Rebounds: 4.0

PSU		AF	
Biggest lead	9 (1st 3:22)	5 (2nd 12:41)	
Best Scoring Run	8 (2nd 4:54)	7 (2nd 16:47)	
Lead Changes	3		
Times Tied	6		
Time with Lead	24:44	09:53	

Points from		PSU		AF	
Turnovers	14	14			
Paint	16	28			
Second Chance	16	6			
Fast Breaks	8	2			
Bench	24	6			

Period by Period Scoring		
1st	2nd	TOT
PSU	31	31
AF	27	28
TOT	62	55

Technical Fouls: NONE



3

Official Basketball Box Score - Final
Air Force at Delaware
 11/12/23 Bob Carpenter Center, Newark
 2023-24 Men's Basketball

Game Time: 1:00 PM
 Game Duration: 1:46
 Attendance: 2,029

Officials: Tony Chiazza, Jeff Clark, Jamal Spearman

Air Force - 57

Record: 1-2

NO. Name	Min	FG		3P		FT		Rebounds		Fouls		TP	AS	TO	ST	Blocks		+/-
		M/A	M/A	M/A	M/A	OR	DR	OR	DR	PF	FD					BS	BA	
13 Chase Beasley	F 20:06	1-2	0-0	0-0	0	1	1	0	2	2	0	0	0	2	0	4		
14 Beau Becker	F 26:28	5-8	0-3	0-0	0	4	4	3	1	10	2	2	0	0	0	-3		
5 Ethan Taylor	G 40:00	8-19	4-11	4-4	0	4	4	3	2	24	3	3	0	1	0	-8		
23 Kellan Boylan	G 40:00	3-5	0-1	0-1	1	4	5	3	2	6	1	6	0	1	1	-8		
24 Jeffrey Mills	G 36:29	2-5	2-3	0-0	1	2	3	2	6	4	0	2	1	0	-8			
11 Byron Brown	23:25	3-7	0-2	1-2	0	2	0	2	1	7	0	0	0	0	1	-12		
15 Corbin Green	13:32	1-3	0-1	0-0	1	3	4	2	1	2	2	0	0	0	0	-5		
Team					2	3	5			0								
Totals		23-49	6-21	5-7	7	21	28	14	10	57	14	12	2	5	2	-8		

Shooting By Period		
1st FG%	8-26	30.8%
3PT%	3-12	25.0%
FT%	0-0	0%
2nd FG%	15-23	65.2%
3PT%	3-9	33.3%
FT%	5-7	71.4%
GM FG%	23-49	46.9%
3PT%	6-21	28.6%
FT%	5-7	71.4%

Dead Ball Rebounds: 1.0

Delaware - 65

Record: 3-0

NO. Name	Min	FG		3P		FT		Rebounds		Fouls		TP	AS	TO	ST	Blocks		+/-
		M/A	M/A	M/A	M/A	OR	DR	OR	DR	PF	FD					BS	BA	
13 Jyare Davis	F 33:02	6-11	1-3	8-9	1	6	7	1	5	21	1	0	0	1	0	7		
2 Jalun Trent	G 30:35	4-7	0-2	3-4	0	4	4	1	4	11	1	1	2	1	1	14		
3 Cavan Reilly	G 24:39	1-5	1-4	0-0	1	0	1	0	0	3	1	1	0	0	1	9		
4 Niels Lane	G 26:02	1-7	0-2	2-2	1	1	2	3	1	4	4	0	2	0	1	8		
5 Christian Ray	G 27:44	3-5	0-0	1-3	1	6	7	2	3	7	3	0	2	0	1	16		
1 Gerald Drumgoole Jr.	23:11	3-6	1-2	1-2	0	2	2	1	1	8	1	2	1	0	0	2		
11 Kobe Jerome	13:02	0-0	0-0	0-0	0	0	0	0	0	0	1	1	0	0	0	-7		
44 Tyler Houser	18:14	4-7	3-5	0-0	1	1	2	0	0	11	0	1	0	0	1	-9		
24 Wes Peterson	03:31	0-1	0-0	0-0	0	0	0	0	0	0	0	0	1	0	0	0		
Team					3	0	3			0								
Totals		22-49	6-18	15-20	8	20	28	10	14	65	12	6	8	2	5	8		

Shooting By Period		
1st FG%	11-27	40.7%
3PT%	3-8	37.5%
FT%	4-5	80%
2nd FG%	11-22	50.0%
3PT%	3-10	30.0%
FT%	11-15	73.3%
GM FG%	22-49	44.9%
3PT%	6-18	33.3%
FT%	15-20	75.0%

Dead Ball Rebounds: 3.0

AIR		DEL	
Biggest lead	2 (2nd 8:11)	11 (1st 7:18)	
Best Scoring Run	7 (2nd 12:33)	8 (2nd 0:31)	
Lead Changes	6		
Times Tied	4		
Time with Lead	01:11	37:01	

Points from		AIR		DEL	
Turnovers	5	11			
Paint	30	28			
Second Chance	9	5			
Fast Breaks	3	1			
Bench	9	19			

Period by Period Scoring		
1st	2nd	TOT
AIR	19	38
DEL	29	36
TOT	65	57

Technical Fouls: NONE



2

Official Basketball Box Score - Final
Air Force at LIU
 11/10/23 Steinberg Wellness Center, Brooklyn, NY
 2023-24 Men's Basketball

Game Time: 1:00 PM
 Game Duration: 1:41
 Attendance: 812

Officials:

Air Force - 82

Record: 1-1

NO. Name	Min	FG		3P		FT		Rebounds		Fouls		TP	AS	TO	ST
----------	-----	----	--	----	--	----	--	----------	--	-------	--	----	----	----	----

2023-24 Box Scores

5 Official Basketball Box Score - Final
William & Mary at Air Force
 11/19/23 Clune Arena, U.S. Air Force Academy
 2023-24 Men's Basketball
 Game Time: 4:30 PM
 Game Duration: 2:02
 Attendance: 1,411

William & Mary - 71 Record: 2-3

NO. Name	Min	FG		3P		FT		Rebounds		Fouls		TP	AS	TO	ST	Blocks			+/-	
		M-A	M-A	M-A	M-A	OR	DR	PF	FD	BS	BA					BA				
5 Noah Collier	F 26:40	3-7	0-0	0-0	3-4	7-3	0-0	6-0	0-0	0-0	2-1									
11 Jack Karasinski	F 33:27	4-6	0-0	3-3	2-5	7-2	2-2	11-1	1-0	0-0	-6									
7 Sean Houpt	G 34:43	2-11	1-8	2-2	0-2	2-2	2-2	7-0	1-0	1-0	-7									
8 Trey Moss	G 39:45	6-20	4-8	0-2	2-5	7-2	3-3	20-4	6-0	0-0	-14									
21 Gabe Dorsey	G 35:28	4-11	4-10	0-0	0-4	4-3	1-2	10-0	0-0	0-0	-12									
0 Caleb Dorsey	14:12	0-2	0-1	0-0	1-3	4-3	1-0	0-0	0-0	1-0	0-3									
2 Chase Lowe	13:49	4-5	0-0	2-2	1-0	1-5	2-2	10-0	1-1	0-1	5									
33 Charlie Williams	17:47	2-3	0-1	0-0	1-0	1-1	1-1	4-2	0-0	0-0	-6									
24 Tai Hamilton	05:21	0-0	0-0	0-2	0-2	2-0	1-0	0-0	0-0	0-0	-3									
12 Jayden Lemon	03:49	0-0	0-0	1-2	0-0	0-0	1-1	0-0	1-0	1-0	-4									
Team					2	0	2		0	0										
Totals		27-55	9-28	8-13	12-25	37-21	21-14	71	7	9	2	0	6	-9						

Shooting By Period
 1st FG% 11-29 37.9%
 3PT% 4-11 36.4%
 FT% 1-2 50%
 2nd FG% 14-30 46.7%
 3PT% 4-13 30.8%
 FT% 3-7 42.9%
 OT FG% 2-6 33.3%
 3PT% 1-4 25.0%
 FT% 4-4 100%
 GM FG% 27-55 41.5%
 3PT% 9-28 32.1%
 FT% 8-13 61.5%

Technical Fouls: NONE
 Dead Ball Rebounds: 3.0

Air Force - 80 Record: 3-2

NO. Name	Min	FG		3P		FT		Rebounds		Fouls		TP	AS	TO	ST	Blocks			+/-	
		M-A	M-A	M-A	M-A	OR	DR	PF	FD	BS	BA					BA				
13 Chase Beasley	F 21:52	1-4	0-0	0-0	0-3	3-0	1-2	5-1	1-1	1-0	6									
14 Beau Becker	F 35:08	12-18	5-9	2-2	1-4	5-3	2-3	31-2	2-0	0-1	16									
5 Ethan Taylor	G 43:43	8-18	6-12	2-2	0-6	6-1	2-2	24-2	2-1	1-0	11									
23 Kellan Boylan	G 42:11	2-3	0-1	4-5	2-8	10-2	5-8	2-1	3-3	3-0	11									
24 Jeffrey Mills	G 36:53	2-7	1-2	3-4	0-1	1-1	2-6	8-0	1-1	0-0	4									
11 Byron Brown	27:31	0-0	0-0	4-4	0-1	1-3	3-4	2-1	0-0	0-0	11									
15 Corbin Green	09:52	0-0	0-0	1-2	0-0	0-0	3-1	1-0	1-0	0-0	-7									
32 Kolby Gilles	07:50	0-0	0-0	2-2	0-0	0-0	0-1	2-1	1-0	0-0	-7									
Team					0	5	5		0	2										
Totals		25-50	12-24	16-21	3-28	31-14	21-80	14	10	6	0	9								

Shooting By Period
 1st FG% 12-23 52.2%
 3PT% 6-12 50.0%
 FT% 3-5 60%
 2nd FG% 8-20 40.0%
 3PT% 4-10 40.0%
 FT% 9-10 90%
 OT FG% 5-7 71.4%
 3PT% 2-2 100.0%
 FT% 6-6 100%
 GM FG% 25-50 50.0%
 3PT% 12-24 50.0%
 FT% 16-21 76.2%

Technical Fouls: NONE
 Dead Ball Rebounds: 0.0

	W&M		AF	
	1st	2nd	1st	2nd
Biggest lead	5 (2nd 4:58)	11 (1st 9:49)		
Best Scoring Run	8 (2nd 5:37)	8 (1st 13:23)		
Lead Changes	4			
Times Tied	7			
Time with Lead	07:12	33:41		

Points from	W&M		AF	
	1st	2nd	1st	2nd
Turnovers	7	8		
Paint	34	24		
Second Chance	14	4		
Fast Breaks	5	3		
Bench	15	7		

Period by Period Scoring	W&M		AF	
	1st	2nd	1st	2nd
W&M	27	35	9	71
AF	33	29	18	80

6 Official Basketball Box Score - Final
Omaha at Air Force
 11/19/23 Clune Arena, U.S. Air Force Academy
 2023-24 Men's Basketball
 Game Time: 2:00 PM
 Game Duration: 1:54
 Attendance: 1,466

Omaha - 56 Record: 2-4

NO. Name	Min	FG		3P		FT		Rebounds		Fouls		TP	AS	TO	ST	Blocks			+/-	
		M-A	M-A	M-A	M-A	OR	DR	PF	FD	BS	BA					BA				
10 Marquel Sutton	F 18:41	1-7	0-0	0-0	2-3	5-0	2-2	0-0	2-3	13-2	0-0	3								
21 Nick Davis	F 19:55	5-7	0-0	3-5	0-1	1-2	3-3	13-2	2-0	1-0	0-3									
23 Frankie Fidler	F 30:38	2-9	1-1	2-2	0-2	0-4	2-7	3-5	2-0	1-1	-5									
2 Jaeden Marshall	G 09:46	0-3	0-2	0-0	0-1	1-0	0-0	0-0	1-0	0-1	-5									
3 Grant Stubblefield	G 24:42	2-7	0-1	0-0	0-2	2-1	0-4	2-0	3-0	1-3										
32 Tony Osburn	30:46	3-7	3-7	2-2	0-6	6-1	2-11	0-0	2-0	0-0	-2									
0 Luke Jungers	20:00	1-4	1-2	4-5	0-2	2-2	3-7	0-0	0-0	0-0	1									
1 JJ White	24:07	2-6	0-1	0-0	2-1	3-1	2-4	4-1	1-0	0-0	-5									
14 Marcel Bryant	12:35	3-6	0-0	1-1	1-2	4-2	6-0	1-0	0-0	0-0	9									
24 James Ambrose	07:26	1-1	0-0	1-1	1-1	1-1	2-0	0-0	0-0	0-0	-3									
5 JaSean Glover	01:24	0-0	0-0	0-0	0-0	0-0	1-0	0-0	0-0	0-0	1									
Team					3	2	5		0	0										
Totals		20-57	5-14	11-16	11-19	30-17	17-17	56	8	10	8	0	6	-2						

Shooting By Period
 1st FG% 8-21 38.1%
 3PT% 3-9 33.3%
 FT% 7-10 70%
 2nd FG% 13-32 40.6%
 3PT% 2-5 40.0%
 FT% 4-6 66.7%
 GM FG% 20-57 35.1%
 3PT% 5-14 35.7%
 FT% 11-16 68.8%

Technical Fouls: Fidler 1st 12:08
 Dead Ball Rebounds: 2.1

Air Force - 58 Record: 4-2

NO. Name	Min	FG		3P		FT		Rebounds		Fouls		TP	AS	TO	ST	Blocks			+/-	
		M-A	M-A	M-A	M-A	OR	DR	PF	FD	BS	BA					BA				
13 Chase Beasley	F 16:47	1-2	0-1	0-0	1-1	2-3	0-0	2-1	2-1	1-0	0-1									
14 Beau Becker	F 18:26	2-4	2-4	0-0	0-4	4-4	0-0	6-0	1-1	0-0	4									
5 Ethan Taylor	G 38:20	6-12	2-6	2-3	0-4	4-4	1-4	16-3	3-0	0-0	0-0									
23 Kellan Boylan	G 37:35	4-8	2-5	3-4	3-3	6-6	2-2	13-2	2-1	0-0	-3									
24 Jeffrey Mills	G 38:18	2-9	1-6	3-3	0-6	2-5	8-1	1-1	1-0	0-2										
11 Byron Brown	24:44	1-4	0-2	0-0	0-2	2-2	1-2	2-0	2-1	1-0	0-1									
15 Corbin Green	21:34	3-5	0-1	5-7	0-9	9-2	4-11	1-2	0-0	3-0	6									
32 Kolby Gilles	04:16	0-0	0-0	0-0	0-0	0-0	1-0	0-0	1-0	0-0	-2									
Team					0	0	0		0	3										
Totals		19-44	7-25	13-17	4-29	33-17	16-58	10	16	4	6	0	2							

Shooting By Period
 1st FG% 4-13 30.8%
 3PT% 1-10 10%
 FT% 10-13 76.9%
 2nd FG% 11-23 47.8%
 3PT% 3-12 25.0%
 FT% 3-4 75%
 GM FG% 19-44 43.2%
 3PT% 7-25 28.0%
 FT% 13-17 76.5%

Technical Fouls: NONE
 Dead Ball Rebounds: 5.0

	OMA		AF	
	1st	2nd	1st	2nd
Biggest lead	2 (2nd 13:56)	10 (2nd 5:03)		
Best Scoring Run	9 (2nd 2:17)	10 (2nd 5:03)		
Lead Changes	6			
Times Tied	7			
Time with Lead	00:30	35:57		

Points from	OMA		AF	
	1st	2nd	1st	2nd
Turnovers	22	15		
Paint	28	22		
Second Chance	2	5		
Fast Breaks	10	1		
Bench	30	13		

Period by Period Scoring	OMA		AF	
	1st	2nd	1st	2nd
OMA	24	32	56	
AF	30	28	58	

7 Official Basketball Box Score - Final
VMI at Air Force
 11/22/23 Clune Arena, U.S. Air Force Academy
 2023-24 Men's Basketball
 Game Time: 3:00 PM
 Game Duration: 1:37
 Attendance: 1,048

VMI - 54 Record: 1-5

NO. Name	Min	FG		3P		FT		Rebounds		Fouls		TP	AS	TO	ST	Blocks			+/-	
		M-A	M-A	M-A	M-A	OR	DR	PF	FD	BS	BA					BA				
42 DJ Nussbaum	C 23:16	3-4	0-0	0-0	1-0	1-1	3-1	6-0	2-0	0-0	-2									
1 Brennan Watkins	G 30:53	4-11	0-4	2-2	0-4	4-1	1-2	10-3	3-1	0-0	0-4									
2 Taeshaud Jackson	G 29:48	2-4	0-0	0-2	1-6	7-3	2-4	4-0	1-1	0-0	4									
4 Koree Cotton	G 24:23	7-16																		

2023-24 Box Scores



Official Basketball Box Score - Final
Air Force at Portland
 12/03/23 Clutes Center, Portland, Ore.
 2023-24 Men's Basketball

Game Time: 1:00 PM
 Game Duration: 1:47
 Attendance: 1,043

Officials: Tony Padilla, Michael Reed, Mark Fulton

Air Force - 80		Record: 7-2													Shooting By Period		
NO. Name	Min	FG M-A	3P M-A	FT M-A	Rebounds OR DR TOT	Fouls PF FD	TP	AS	TO	ST	Blocks BS BA	+	-	1st FG%	2nd FG%	3rd FG%	GM FG%
23 Chase Beasley	F 12:20	0-0	0-0	1-2	0 4 4	0 1	1	2	0	0	0	0	0	1st 15-30	50.0%		
14 Beau Becker	F 28:05	5-11	1-4	0-0	1 3 4	2 0	11	2	2	1	1	1	13	3PT% 4-14	28.6%		
5 Ethan Taylor	G 35:39	6-10	4-6	0-0	1 3 4	3 0	16	3	3	2	0	2	17	FT% 3-6	50%		
23 Kellan Boylan	G 33:42	5-10	2-5	3-3	0 6 6	2 3	15	3	3	5	2	0	21	2nd FG% 16-27	59.3%		
24 Jeffrey Mills	G 36:57	5-7	0-2	0-0	0 1 1	1 2	10	4	0	0	0	0	21	3PT% 5-11	45.5%		
31 Rylis Petralis	21:25	8-12	1-3	3-5	3 2 5	3 3	20	2	2	3	1	0	18	FT% 6-8	75%		
15 Corbin Green	10:45	1-3	0-1	0-0	1 2 3	1 0	2	1	1	1	1	1	8	GM FG% 31-57	54.4%		
11 Byron Brown	17:13	1-2	1-2	0-0	0 5 5	2 1	4	2	1	0	0	0	10	3PT% 9-25	36.0%		
32 Kolby Gilles	01:30	0-0	0-0	0-0	0 0 0	0 0	0	0	0	0	0	0	1	FT% 9-14	64.3%		
3 Luke Kearney	01:14	0-2	0-2	1-2	0 0 0	0 1	1	0	0	0	0	0	1	Dead Ball Rebounds: 4, 0			
33 Brady Ruggles	01:10	0-0	0-0	0-0	0 0 0	0 0	0	0	0	0	0	0	1				
Team					0 2 2	0	0	1									
Totals	31:57	9-25	9-14	6	28 34	14 11	80	19	13	12	5	4	22				

Portland - 58		Record: 5-4													Shooting By Period		
NO. Name	Min	FG M-A	3P M-A	FT M-A	Rebounds OR DR TOT	Fouls PF FD	TP	AS	TO	ST	Blocks BS BA	+	-	1st FG%	2nd FG%	3rd FG%	GM FG%
23 Vasilije Vucinic	F 13:30	1-3	0-0	0-2	0 1 1	1 1	2	0	1	0	1	2	-7	1st 12-23	52.2%		
0 Vukasin Masic	G 24:59	5-8	1-4	0-0	0 3 3	2 2	11	1	4	1	0	0	-12	3PT% 4-9	44.4%		
2 Tyler Robertson	G 35:44	4-6	4-5	2-2	0 2 2	1 2	14	5	5	1	0	0	-22	FT% 5-8	62.5%		
5 Chris Austin	G 29:35	6-11	0-2	3-4	2 0 2	5 2	15	3	1	2	0	1	-7	2nd FG% 10-29	34.5%		
15 Tyler Harris	G 33:57	3-8	1-3	2-5	2 7 9	0 4	9	0	3	2	2	1	-11	3PT% 3-15	20.0%		
14 Alimamy Koroma	20:58	2-5	0-0	0-0	0 2 2	0 2	4	1	1	0	1	0	-10	FT% 2-5	40%		
4 Juan Sebastian Gorosito	25:59	1-8	1-7	0-0	0 2 2	0 1	3	3	3	1	0	1	-25	GM FG% 22-52	42.3%		
21 Noah Jordan	12:19	0-2	0-2	0-0	1 1 2	1 0	0	1	0	0	0	0	-12	3PT% 7-24	29.2%		
10 Coleman Lemke	01:30	0-1	0-1	0-0	0 0 0	1 0	0	0	0	0	0	0	-2	FT% 7-13	53.8%		
24 Bol Dengdit	01:30	0-0	0-0	0-0	0 0 0	0 0	0	0	0	0	0	0	-2	Dead Ball Rebounds: 2, 0			
Team					1 3 4	0	0										
Totals	22:52	7-24	7-13	6	21 27	11 14	58	14	18	7	4	5	-22				

Technical Fouls: NONE		Points from		Period by Period Scoring			
Biggest lead	AFA	POR	Turnovers	1st	2nd	TOT	
Best Scoring Run	11 (2nd 1:10)	6 (1st 1:51)	Paint	37	43	80	
Lead Changes	2		Second Chance	8			
Times Tied	3		Fast Breaks	10	4		
Time with Lead	37:11	00:10	Bench	27	7		
				POR	33	25	58



Official Basketball Box Score - Final
Eastern Wash. at Air Force
 12/09/23 Clute Arena, U.S. Air Force Academy
 2023-24 Men's Basketball

Game Time: 4:00 PM
 Game Duration: 1:57
 Attendance: 2,377

Officials: Wilson Holland, Donn Berdahl, Wacey Lyn

Eastern Wash. - 73		Record: 2-6													Shooting By Period		
NO. Name	Min	FG M-A	3P M-A	FT M-A	Rebounds OR DR TOT	Fouls PF FD	TP	AS	TO	ST	Blocks BS BA	+	-	1st FG%	2nd FG%	3rd FG%	GM FG%
0 Cedric Coward	F 21:42	2-6	1-4	0-0	1 4 5	2 4	5	1	2	1	1	1	0	1st 17-29	58.6%		
10 Ethan Price	F 23:57	3-5	0-1	0-0	1 3 4	2 1	6	2	3	1	3	0	0	3PT% 5-11	45.5%		
5 Casey Jones	F 27:35	2-5	2-2	2-2	1 8 9	4 4	8	3	3	0	1	0	4	FT% 2-4	50%		
13 Jake Kymran	G 30:40	6-10	4-6	9-10	1 1 2	0 4	25	0	2	1	0	10	12	2nd FG% 7-17	41.2%		
55 Ellis Magnuson	G 25:01	1-1	1-1	0-0	0 0 0	1 0	3	2	4	1	0	0	5	3PT% 5-7	71.4%		
4 LeJuan Watts	26:46	4-6	2-2	3-4	0 5 5	5 2	13	3	2	0	2	1	3	FT% 13-14	92.9%		
21 Sebastian Hartmann	15:56	1-2	0-1	0-0	0 1 1	3 0	2	0	0	0	0	0	-5	GM FG% 24-46	52.2%		
32 Dane Erikstrup	18:53	4-9	0-1	1-2	1 1 2	4 4	9	3	3	3	1	2	0	3PT% 10-18	55.6%		
2 Mason Williams	09:30	1-2	0-0	0-0	0 2 2	0 0	2	2	1	1	0	0	6	FT% 15-18	83.3%		
Team					1 1 2	0	0							Dead Ball Rebounds: 2, 1			
Totals	24:46	10-18	15-18	6	26 32	21 19	73	16	20	8	9	4	5				

Air Force - 68		Record: 7-3													Shooting By Period		
NO. Name	Min	FG M-A	3P M-A	FT M-A	Rebounds OR DR TOT	Fouls PF FD	TP	AS	TO	ST	Blocks BS BA	+	-	1st FG%	2nd FG%	3rd FG%	GM FG%
13 Chase Beasley	F 02:13	0-0	0-0	0-0	0 0 0	0 0	0	0	1	0	0	0	-7	1st 7-25	28.0%		
14 Beau Becker	F 36:18	6-16	5-10	0-0	0 4 4	3 0	17	1	2	1	3	9	9	3PT% 2-13	15.4%		
22 Riley Abercrombie	G 39:31	9-17	4-10	0-0	0 2 2	3 1	22	3	1	3	1	1	-4	FT% 10-13	76.9%		
23 Kellan Boylan	G 40:00	1-6	0-1	6-8	2 3 5	4 7	8	3	1	2	1	-4	2nd FG% 15-32	46.9%			
24 Jeffrey Mills	G 31:24	3-4	2-3	0-0	2 2 4	4 1	8	2	1	3	0	0	-5	3PT% 9-16	56.3%		
31 Rylis Petralis	35:56	3-12	0-3	7-9	4 4 8	3 11	13	4	6	2	0	4	9	FT% 3-4	75%		
11 Byron Brown	10:57	0-2	0-2	0-0	1 1 2	1 0	1	0	1	0	0	0	-9	GM FG% 22-57	38.6%		
15 Corbin Green	03:42	0-0	0-0	0-0	0 0 0	2 0	0	0	1	0	0	0	-14	3PT% 11-29	37.9%		
Team					3 0 3	0	0							Dead Ball Rebounds: 0, 1			
Totals	22:57	11-29	13-17	12	16 28	22 20	68	14	15	11	4	9	-5				

Technical Fouls: Green 2nd 3:40 Coach 2nd 2:09 Coach 2nd 2:09		Points from		Period by Period Scoring			
Biggest lead	EWU	AF	Turnovers	1st	2nd	TOT	
Best Scoring Run	12 (1st 7:21)	13 (2nd 9:45)	Paint	14	31	45	
Lead Changes	2		Second Chance	10	18		
Times Tied	1		Fast Breaks	6	5		
Time with Lead	39:25	00:15	Bench	26	13		
				AF	26	42	68



Official Basketball Box Score - Final
Air Force at UT Arlington
 12/16/23 Dickies Arena, Fort Worth
 2023-24 Men's Basketball

Game Time: 4:00 PM
 Game Duration: 2:10
 Attendance: 3,752

Officials: Craig Murley, Chris Pacci, Bobby Bissant

Air Force - 73		Record: 7-4													Shooting By Period		
NO. Name	Min	FG M-A	3P M-A	FT M-A	Rebounds OR DR TOT	Fouls PF FD	TP	AS	TO	ST	Blocks BS BA	+	-	1st FG%	2nd FG%	3rd FG%	GM FG%
14 Beau Becker	F 25:40	5-11	1-2	2-2	0 1 1	3 2	13	1	1	0	1	0	10	1st 14-23	60.9%		
31 Rylis Petralis	F 32:29	7-11	0-1	7-12	1 6 7	3 11	21	3	2	2	0	1	8	3PT% 4-11	36.4%		
5 Ethan Taylor	G 39:15	6-15	3-11	1-2	1 2 3	3 2	16	2	3	0	1	-3	17	FT% 5-8	62.5%		
23 Kellan Boylan	G 23:20	1-3	1-2	2-2	2 4 6	4 2	5	3	6	1	1	1	7	2nd FG% 12-27	44.4%		
24 Jeffrey Mills	G 38:32	4-6	0-0	2-2	0 2 2	3 1	10	4	3	4	0	1	-1	3PT% 1-6	16.7%		
11 Byron Brown	23:06	1-1	0-0	0-0	0 3 3	1 1	2	3	3	1	1	0	-13	FT% 11-14	78.6%		
15 Corbin Green	14:20	2-3	0-1	2-2	0 2 2	1 1	6	0	1	2	0	0	-13	GM FG% 26-50	52.0%		
13 Chase Beasley	03:18	0-0	0-0	0-0	0 0 0	0 0	0	1	0	0	0	0	-10	3PT% 5-17	29.4%		
Team					2 2 4	0	0	1						Dead Ball Rebounds: 3, 0			
Totals	26:50	5-17	16-22	6	22 28	18 20	73	16	19	12	5	4	-3				

UT Arlington - 76		Record: 6-4													Shooting By Period		
NO. Name	Min	FG M-A	3P M-A	FT M-A	Rebounds OR DR TOT	Fouls PF FD	TP	AS	TO	ST	Blocks BS BA	+	-	1st FG%	2nd FG%	3rd FG%	GM FG%
11 Dwayne Koroma	F 11:54	1-2	0-0	0-0	1 0 1	1 1	2	1	1	1	0	0	-9	1st 12-27	44.4%		
22 Shemar Wilson	F 28:30	4-9	0-0	2-3	4 2 6	2 3	10	1	2	1	2	3	-12	3PT% 5-11	45.5%		
1 Phillip Russell	G 28:57	9-17	4-9	6-7	0 0 0	4 6	28	2	5	2	0	1	2	FT% 13-13	100%		

2023-24 Box Scores



Official Basketball Box Score - Final
Utah St. at Air Force
 01/02/24 Clune Arena, U.S. Air Force Academy
 2023-24 Men's Basketball

Game Time: 2:00 PM
 Game Duration: 1:52
 Attendance: 945

Officials: Verne Harris, Randy McCall, Kelly Pfister

Utah St. - 88 Record: 13-1 (1-0)

NO. Name	Min	FG		3P		FT		Rebounds		Fouls		TP	AS	TO	ST	Blocks			+/-	
		M-A	M-A	M-A	M-A	OR	DR	PF	FD	OR	DR					BS	BA	BA		
1 Great Osobor	F 32:51	11-14	0-0	10-16	3	6	9	32	4	0	1	9	32	4	0	1	0	0	0	30
4 Ian Martinez	G 27:18	7-7	1-1	2-3	1	1	2	4	2	17	2	3	1	0	0	0	0	0	24	
10 Darius Brown II	G 37:58	4-8	0-2	0-0	0	5	5	2	1	8	8	0	4	0	0	1	0	0	26	
12 Mason Falslev	G 31:18	6-9	1-3	5-6	1	3	4	2	5	18	1	1	3	0	0	0	0	0	33	
14 Josh Udjue	G 21:25	0-4	0-3	0-0	0	3	3	0	0	0	0	0	0	0	0	0	0	0	18	
22 Javon Jackson	24:09	2-4	2-2	2-4	0	1	1	5	3	8	0	1	0	0	0	0	0	0	16	
20 Isaac Johnson	01:00	0-0	0-0	0-0	0	0	0	2	0	0	0	0	0	0	0	0	0	0	2	
35 Nigel Burris	09:14	0-2	0-1	0-0	0	1	1	1	0	0	0	0	2	0	0	1	1	0	4	
34 Kalifa Sakho	12:37	1-1	0-0	2-4	2	0	2	1	2	4	0	1	0	1	0	0	2	0	3	
0 Landon Brenchley	02:02	0-0	0-0	1-2	0	0	0	0	1	1	0	0	0	0	0	0	0	0	2	
Team					1	1	2													
Totals		31-49	4-12	22-35	9	20	29	21	23	88	15	9	9	3	2	0	28			

Shooting By Period

1st FG%	15-25	60.0%
3PT%	3-5	60.0%
FT%	9-13	69.2%
2nd FG%	16-24	66.7%
3PT%	1-7	14.3%
FT%	13-22	59.1%
GM FG%	31-49	63.3%
3PT%	4-12	33.3%
FT%	22-35	62.9%

Dead Ball Rebounds: 5, 0

Technical Fouls: NONE

Air Force - 60 Record: 7-6 (0-1)

NO. Name	Min	FG		3P		FT		Rebounds		Fouls		TP	AS	TO	ST	Blocks			+/-
		M-A	M-A	M-A	M-A	OR	DR	PF	FD	OR	DR					BS	BA	BA	
13 Chase Beasley	F 11:52	0-2	0-1	0-0	0	0	0	0	0	0	0	1	1	1	0	0	0	0	-13
14 Beau Becker	F 18:28	1-4	0-3	0-0	0	5	5	4	0	2	0	2	0	0	0	0	0	0	-26
5 Ethan Taylor	G 35:41	3-8	2-5	4-4	0	5	5	0	3	12	2	3	0	1	1	0	0	0	-24
23 Kellan Boylan	G 34:02	3-7	0-1	5-8	1	2	3	5	5	11	1	0	0	1	1	0	0	0	-24
24 Jeffrey Mills	G 36:46	4-7	0-2	4-6	2	2	2	3	4	12	4	3	0	0	0	0	0	0	-19
31 Rylis Petralis	25:19	7-12	0-0	1-4	2	2	4	1	6	15	2	3	2	1	0	0	0	0	-9
11 Byron Brown	16:08	2-2	0-0	1-1	3	1	4	1	1	5	0	1	1	1	0	0	0	0	-7
3 Luke Kearney	11:16	1-5	0-2	1-1	1	1	1	5	2	3	0	1	0	0	0	1	0	0	-7
32 Kolby Gilles	07:08	0-1	0-0	0-0	0	0	0	4	0	0	0	0	0	0	0	0	0	0	-6
33 Brady Ruggles	02:02	0-0	0-0	0-0	0	1	1	0	0	0	0	0	0	0	0	0	0	0	-2
10 Caleb Walker	01:18	0-0	0-0	0-0	0	0	0	0	0	0	0	0	0	0	0	0	0	0	-3
Team					2	1	3												
Totals		21-48	2-14	16-24	11	17	28	23	21	60	10	16	7	2	3	0	28		

Shooting By Period

1st FG%	9-24	37.5%
3PT%	2-9	22.2%
FT%	9-15	60%
2nd FG%	12-24	50.0%
3PT%	0-5	0.0%
FT%	7-9	77.8%
GM FG%	21-48	43.8%
3PT%	2-14	14.3%
FT%	16-24	66.7%

Dead Ball Rebounds: 4, 0

Technical Fouls: NONE

	USU		AFA		Points from Turnovers	Points from Paint	Second Chance	Fast Breaks	Bench
	1st	2nd	1st	2nd					
Biggest lead	28 (2 nd 3:11)	0 (1 st 20:00)	21	11	52	34	14	5	13
Best Scoring Run	13 (2 nd 8:13)	8 (1 st 0:01)	42	46	88	29	31	60	
Lead Changes	0	0							
Times Tied	0	1							
Time with Lead	38:47	00:00							



Official Basketball Box Score - Final
Air Force at Nevada
 01/09/24 Lawlor Events Center, Reno
 2023-24 Men's Basketball

Game Time: 7:00 PM
 Game Duration: 1:51
 Attendance: 7,645

Officials: Mike Littlewood, Debra Carr, Kelly Self

Air Force - 54 Record: 7-7 (0-2)

NO. Name	Min	FG		3P		FT		Rebounds		Fouls		TP	AS	TO	ST	Blocks			+/-
		M-A	M-A	M-A	M-A	OR	DR	PF	FD	OR	DR					BS	BA	BA	
14 Beau Becker	F 32:03	5-10	4-8	0-0	2	4	6	2	0	14	3	2	0	1	0	0	0	0	-8
31 Rylis Petralis	F 33:41	5-13	1-2	2-2	0	0	0	2	4	13	1	3	1	1	1	2	0	0	-17
5 Ethan Taylor	G 39:00	5-16	4-10	0-1	0	5	5	2	14	1	1	1	1	1	1	1	1	0	-11
23 Kellan Boylan	G 28:51	0-1	0-0	2-2	3	6	9	3	2	2	1	3	3	0	0	0	0	0	-10
24 Jeffrey Mills	G 35:07	2-6	1-2	0-0	0	1	1	5	4	5	4	1	0	0	0	1	0	0	-14
11 Byron Brown	19:14	2-3	0-0	2-2	2	1	3	5	2	6	1	1	1	0	0	1	1	0	-1
3 Luke Kearney	07:57	0-2	0-1	0-0	0	0	0	0	0	0	0	0	0	0	0	0	0	0	-5
13 Chase Beasley	04:07	0-0	0-0	0-0	0	0	0	1	0	0	0	1	0	0	0	0	0	0	-1
Team					2	2	4												
Totals		19-51	10-23	6-7	9	19	28	20	14	54	13	13	5	3	5	0	13		

Shooting By Period

1st FG%	10-26	38.5%
3PT%	4-9	44.4%
FT%	0-1	0%
2nd FG%	9-25	36.0%
3PT%	1-4	25.0%
FT%	6-6	100%
GM FG%	19-51	37.3%
3PT%	10-23	43.5%
FT%	6-7	85.7%

Dead Ball Rebounds: 0, 0

Technical Fouls: NONE

Nevada - 67 Record: 15-1 (2-0)

NO. Name	Min	FG		3P		FT		Rebounds		Fouls		TP	AS	TO	ST	Blocks			+/-
		M-A	M-A	M-A	M-A	OR	DR	PF	FD	OR	DR					BS	BA	BA	
4 Tre Coleman	F 31:15	3-6	1-2	0-2	2	1	3	0	1	7	4	0	2	0	0	0	0	0	12
11 Nick Davidson	F 30:57	4-5	1-1	3-5	1	9	10	2	3	12	3	2	0	0	0	1	0	0	12
42 K.J. Hymes	F 16:34	1-3	0-0	2-2	1	0	1	2	4	0	0	1	3	2	0	0	0	0	-3
2 Jarod Lucas	G 34:13	3-12	3-8	5-5	1	3	4	2	5	14	0	1	0	0	0	0	0	0	15
13 Kenan Blackshear	G 30:38	7-13	1-2	7-11	0	3	3	2	7	22	3	4	1	2	0	0	0	0	8
0 Hunter McIntosh	19:43	1-1	1-1	0-0	0	1	1	2	0	3	0	1	0	0	0	0	0	0	5
20 Daniel Foster	19:53	1-2	0-0	0-0	0	0	0	2	0	2	3	0	0	0	0	0	0	0	14
3 Tyler Rolison	08:15	0-0	0-0	3-4	1	1	2	1	2	3	2	1	0	0	0	0	0	0	2
33 Tyler Pope	08:32	0-1	0-1	0-0	1	2	3	1	0	0	0	0	0	0	0	0	0	0	0
Team					1	2	3												
Totals		20-43	7-15	20-29	8	22	30	14	20	67	15	10	4	5	3	0	13		

Shooting By Period

1st FG%	8-20	40.0%
3PT%	4-8	50.0%
FT%	10-12	83.3%
2nd FG%	12-23	52.2%
3PT%	3-7	42.9%
FT%	10-17	58.8%
GM FG%	20-43	46.5%
3PT%	7-15	46.7%
FT%	20-29	69.0%

Dead Ball Rebounds: 5, 2

Technical Fouls: NONE

	AFU		NEV		Points from Turnovers	Points from Paint	Second Chance	Fast Breaks	Bench
	1st	2nd	1st	2nd					
Biggest lead	3 (1 st 14:57)	15 (2 nd 0:47)	10	21	16	26	5	6	8
Best Scoring Run	8 (2 nd 11:45)	7 (1 st 10:16)	24	30	54	30	37	67	
Lead Changes	8	1							
Times Tied	1	0							
Time with Lead	03:22	34:24							



Official Basketball Box Score - Final
San Jose St. at Air Force
 01/13/24 Clune Arena, U.S. Air Force Academy
 2023-24 Men's Basketball

Game Time: 7:30 PM
 Game Duration: 1:43
 Attendance: 1,804

Officials: Wilson Holland, Doran Gotschal, Layne Barney

2023-24 Box Scores



Official Basketball Box Score - Final
New Mexico at Air Force
 01/20/24 Cune Arena, U.S. Air Force Academy
 2023-24 Men's Basketball

Game Time: 2:00 PM
 Game Duration: 1:53
 Attendance: 2,785

Officials: Matt Rafferty, Jason Garretson, Donn DeBardi

New Mexico - 85													Record: 16-3 (4-2)												
NO. Name	Min	FG	3P	FT	Rebounds	Fouls	TP	AS	TO	ST	Blocks	+/-	Shooting By Period												
		M-A	M-A	M-A	OR DR TOT	PF	FD				BS BA		1st FG%	2nd FG%	3rd FG%	GM FG%	FT%	3PT%	FT%	3PT%	FT%	3PT%			
15 JT Toppin	F 30:31	12-15	1-2	0-0	6	7	13	3	1	25	0	0	1	1	19	41.1	36.4	4.11	36.4%	4.11	36.4%	4.11	36.4%		
23 Nelly Joseph	F 18:11	2-3	0-0	0-1	1	3	4	2	1	4	0	3	0	3	0	66.7	0.0	0.0	0.0	0.0	0.0	0.0	0.0		
2 Donovan Dent	G 32:01	4-7	0-0	2-2	0	1	1	3	2	10	2	4	1	2	1	50.0	0.0	0.0	0.0	0.0	0.0	0.0	0.0		
5 Jamal Mashburn Jr.	G 26:48	4-11	1-6	4-5	1	1	2	0	2	13	0	3	0	0	17	36.4	0.0	0.0	0.0	0.0	0.0	0.0	0.0		
10 Jaalen House	G 26:46	4-9	0-4	1-2	0	2	2	4	2	9	3	2	4	0	0	44.4	0.0	0.0	0.0	0.0	0.0	0.0	0.0		
22 Mustafa Amzil	26:49	4-10	1-2	2-2	4	4	8	1	5	11	3	1	2	0	27	40.0	0.0	0.0	0.0	0.0	0.0	0.0	0.0		
0 Jemari Baker Jr.	04:17	0-2	0-0	0-0	0	0	0	1	0	1	0	1	0	0	3	0.0	0.0	0.0	0.0	0.0	0.0	0.0	0.0		
3 Tru Washington	23:00	4-5	1-2	2-2	1	4	5	1	2	11	2	0	3	0	11	80.0	0.0	0.0	0.0	0.0	0.0	0.0	0.0		
1 Braden Appelhans	02:34	0-0	0-0	0-0	0	0	0	0	0	0	0	0	0	0	-1	0.0	0.0	0.0	0.0	0.0	0.0	0.0	0.0		
11 Quinton Webb	02:34	1-1	0-0	0-0	0	0	0	0	0	2	0	0	0	0	-1	100.0	0.0	0.0	0.0	0.0	0.0	0.0	0.0		
12 Isaac Mushila	02:34	0-1	0-1	0-0	0	1	1	1	0	0	0	1	0	0	-1	0.0	0.0	0.0	0.0	0.0	0.0	0.0	0.0		
21 Sebastian Forsling	01:55	0-0	0-0	0-0	0	0	0	0	0	0	0	0	0	0	-1	0.0	0.0	0.0	0.0	0.0	0.0	0.0	0.0		
Team																									
Totals		35-64	4-19	11-14	13	23	36	17	15	85	11	14	11	6	2	19									

Technical Fouls: NONE

Air Force - 66													Record: 7-10 (0-5)												
NO. Name	Min	FG	3P	FT	Rebounds	Fouls	TP	AS	TO	ST	Blocks	+/-	Shooting By Period												
		M-A	M-A	M-A	OR DR TOT	PF	FD				BS BA		1st FG%	2nd FG%	3rd FG%	GM FG%	FT%	3PT%	FT%	3PT%	FT%	3PT%			
14 Beau Becker	F 37:26	10-18	2-6	1-2	2	1	3	3	1	23	6	2	0	1	-20	55.6	16.7	2.12	16.7%	2.12	16.7%	2.12	16.7%		
31 Rytis Petrailis	F 37:26	6-13	2-5	4-9	2	2	4	2	7	18	2	4	2	1	-17	46.2	66.7	4.6	46.2%	4.6	66.7%	4.6	66.7%		
5 Ethan Taylor	G 37:14	2-11	2-9	2-2	1	3	4	3	3	8	6	4	1	0	-20	18.2	50.0	0.9	18.2%	0.9	50.0%	0.9	50.0%		
23 Kellan Boylan	G 35:53	3-5	1-2	2-3	1	3	4	3	3	9	2	0	2	1	-17	60.0	0.0	0.0	60.0	0.0	0.0	0.0	0.0		
24 Jeffrey Mills	G 34:42	4-6	0-0	1-1	2	7	9	4	2	8	4	3	3	0	-2	66.7	0.0	0.0	66.7	0.0	0.0	0.0	0.0		
11 Byron Brown	01:00	0-0	0-0	0-0	0	0	0	0	0	0	0	1	0	0	-2	0.0	0.0	0.0	0.0	0.0	0.0	0.0	0.0		
13 Chase Beasley	09:16	0-0	0-0	0-2	0	0	0	1	0	1	0	0	0	0	-10	0.0	0.0	0.0	0.0	0.0	0.0	0.0	0.0		
3 Luke Kearney	02:34	0-0	0-0	0-0	0	1	1	0	0	0	1	0	0	0	-1	0.0	0.0	0.0	0.0	0.0	0.0	0.0	0.0		
32 Kolby Gilles	02:34	0-0	0-0	0-0	0	0	0	0	0	0	1	0	0	0	-1	0.0	0.0	0.0	0.0	0.0	0.0	0.0	0.0		
33 Brady Ruggles	01:55	0-0	0-0	0-0	0	0	0	0	0	0	0	1	0	0	-1	0.0	0.0	0.0	0.0	0.0	0.0	0.0	0.0		
Team																									
Totals		25-53	7-22	9-19	9	19	28	15	17	66	21	18	9	2	-19										

Technical Fouls: NONE

	UNM	AF	Points from	UNM	AF	Period by Period Scoring			
			Turnovers	26	15	1st	2nd	TOT	
Biggest lead	22 (2 nd 7:43)	4 (1 st 18:33)	Paint	54	32	UNM	44	41	85
Best Scoring Run	13 (1 st 10:22)	7 (2 nd 17:27)	Second Chance	14	7	AF	24	42	66
Lead Changes	1		Fast Breaks	19	10				
Times Tied	3		Bench	24	0				
Time with Lead	32:53	04:52							



Official Basketball Box Score - Final
Air Force at UNLV
 01/23/24 Thomas & Mack Center, Las Vegas
 2023-24 Men's Basketball

Game Time: 8:00 PM
 Game Duration: 1:51
 Attendance: 6,392

Officials: Gregory Nixon, Eric Curry, D.J. Carstensen

Air Force - 90													Record: 8-10 (1-5)												
NO. Name	Min	FG	3P	FT	Rebounds	Fouls	TP	AS	TO	ST	Blocks	+/-	Shooting By Period												
		M-A	M-A	M-A	OR DR TOT	PF	FD				BS BA		1st FG%	2nd FG%	3rd FG%	GM FG%	FT%	3PT%	FT%	3PT%	FT%	3PT%			
14 Beau Becker	F 18:46	5-7	4-6	0-0	0	0	4	0	4	0	14	1	0	0	28	71.4	66.7	0.0	71.4%	0.0	66.7%	0.0	66.7%		
31 Rytis Petrailis	F 38:29	7-11	2-3	2-2	1	12	13	2	4	18	11	2	3	1	30	63.6	33.3	2.3	63.6%	2.3	33.3%	2.3	33.3%		
5 Ethan Taylor	G 37:36	7-15	4-9	4-5	0	5	5	3	3	22	3	1	0	0	29	46.7	44.4	0.9	46.7%	0.9	44.4%	0.9	44.4%		
23 Kellan Boylan	G 20:58	0-1	0-0	2-2	0	4	4	4	2	2	2	0	0	0	32	0.0	0.0	0.0	0.0	0.0	0.0	0.0	0.0		
24 Jeffrey Mills	G 37:15	5-8	2-1	1-2	3	2	3	2	2	11	4	0	0	0	26	62.5	0.0	0.0	62.5	0.0	0.0	0.0	0.0		
11 Byron Brown	16:58	2-4	0-0	1-2	1	2	3	1	2	5	2	1	0	0	6	50.0	0.0	0.0	50.0	0.0	0.0	0.0	0.0		
3 Luke Kearney	21:14	5-10	4-8	2-2	1	3	4	2	2	16	1	1	0	0	4	50.0	50.0	0.9	50.0%	0.9	50.0%	0.9	50.0%		
13 Chase Beasley	05:20	0-0	0-0	0-0	0	1	0	1	0	0	0	0	0	0	-1	0.0	0.0	0.0	0.0	0.0	0.0	0.0	0.0		
32 Kolby Gilles	01:54	0-0	0-0	0-0	0	1	1	0	0	0	1	0	0	0	-3	0.0	0.0	0.0	0.0	0.0	0.0	0.0	0.0		
33 Brady Ruggles	01:31	0-0	0-0	2-3	0	0	0	1	2	0	0	0	0	0	-2	0.0	0.0	0.0	0.0	0.0	0.0	0.0	0.0		
Team																									
Totals		31-56	14-28	14-17	7	30	37	20	16	90	25	8	3	4	3	32									

Technical Fouls: NONE

UNLV - 58													Record: 9-9 (2-4)												
NO. Name	Min	FG	3P	FT	Rebounds	Fouls	TP	AS	TO	ST	Blocks	+/-	Shooting By Period												
		M-A	M-A	M-A	OR DR TOT	PF	FD				BS BA		1st FG%	2nd FG%	3rd FG%	GM FG%	FT%	3PT%	FT%	3PT%	FT%	3PT%			
10 Kalib Boone	F 20:52	2-4	0-0	0-0	3	1	4	3	2	4	1	1	0	0	-15	50.0	0.0	0.0	50.0	0.0	0.0	0.0	0.0		
20 Keylan Boone	F 32:21	4-12	2-8	1-1	2	4	6	2	2	11	3	1	1	0	-17	33.3	0.0	0.0	33.3	0.0	0.0	0.0	0.0		
1 Justin Webster	G 23:07	5-8	2-4	2-2	0	1	1	1	1	14	1	0	2	0	-16	62.5	50.0	0.9	62.5%	0.9	50.0%	0.9	50.0%		
11 Dedan Thomas Jr.	G 29:27	2-9	0-3	0-3	0	1	1	5	4	4	0	0	1	-26	22.2	0.0	0.0	22.2	0.0	0.0	0.0	0.0			
15 Luis Rodriguez	G 27:36	3-9	1-6	1-2	2	6	8	1	1	8	2	0	1	0	-8	33.3	16.7	0.5	33.3%	0.5	16.7%	0.5	16.7%		
5 Rob Whaley Jr.	20:34	2-3	0-0	7-9	2	2	4	2	6	11	0	1	0	2	-23	66.7	0.0	0.0	66.7	0.0	0.0	0.0	0.0		
24 Jackie Johnson III	20:58	0-9	0-5	2-2	0	2	2	2	2	2	2	1	0	0	-24	0.0	0.0	0.0	0.0	0.0	0.0	0.0	0.0		
13 Brooklyn Hicks	14:01	0-1	0-1	2-2	1	0	1	0	1	2	1	0	0	0	-12	0.0	0.0	0.0	0.0	0.0	0.0	0.0	0.0		
0 Isaiah Cottrell	04:42	0-0	0-0	0-0	0	1	1	0	0	0	1	0	0	0	-7	0.0	0.0	0.0	0.0	0.0	0.0	0.0	0.0		
3 Shane Nowell	04:51	0-2	0																						

2023-24 Box Scores



Official Basketball Box Score - Final
Air Force at Boise St.
 02/03/24 Estrella Arena, Boise
 2023-24 Men's Basketball

Game Time: 2:00 PM
 Game Duration: 1:51
 Attendance: 12,004

Officials: Gregory Nixon, Tommy Johnson, Matt Raftery

Air Force - 56 **Record: 8-13 (1-8)**

NO.	Name	Min	FG		3P		FT		Rebounds			Fouls		TP	AS	TO	ST	Blocks		+/-
			M-A	M-A	M-A	M-A	OR	DR	TOT	PF	FF	FD	BS					BA		
14	Beau Becker	F 29:24	5-12	3-8	0-0	0-1	1-3	0-0	13	3	1	0	0	0	0	0	0	0	0	-31
31	Rylys Petralis	F 28:59	0-8	0-3	3-4	4-1	5-2	4-3	1	2	0	0	2	-40						
5	Ethan Taylor	G 24:55	3-7	2-5	0-0	0-5	5-3	0-8	1	2	0	0	0	-23						
23	Kellan Boylan	G 27:21	1-5	0-2	2-2	1-1	2-1	2-4	1	1	1	1	0	-31						
24	Jeffrey Mills	G 34:00	6-9	5-7	0-0	0-0	0-2	2-2	17	3	1	0	0	-28						
11	Byron Brown	21:10	2-4	0-1	4-4	3-1	4-4	3-8	0	1	1	1	0	-23						
0	Josh Gatele	00:00	0-0	0-0	0-0	0-0	0-0	0-0	0	0	0	0	0	0	0	0	0	0	0	
3	Luke Kearney	07:33	0-3	0-3	0-0	0-0	0-1	0-0	0	0	0	0	0	0	0	0	0	0	-6	
13	Chase Beasley	13:30	0-2	0-1	0-0	0-1	1-1	0-0	0	0	1	0	0	0	1	0	1	0	-4	
32	Kolby Gilles	08:07	1-2	0-1	1-1	0-0	0-0	0-1	3	0	1	2	0	-2						
51	Wesley Celichowski	03:03	0-0	0-0	0-0	0-0	0-0	0-0	0	0	0	0	0	0	0	0	0	0	-1	
33	Brady Ruggles	01:58	0-0	0-0	0-0	0-0	0-0	0-0	0	0	0	0	0	0	0	0	0	0	-1	
Team									3	1	4	0	0	3						
Totals			18-52	10-31	10-11	11	11	22	17	12	56	9	13	4	1	3	0	3	-38	

Shooting By Period

1 st FG%	9-22	40.9%
3PT%	6-16	37.5%
FT%	3-4	75%
2 nd FG%	9-30	30.0%
3PT%	4-15	26.7%
FT%	7-7	100%
GM FG%	18-52	34.6%
3PT%	10-31	32.3%
FT%	10-11	90.9%

Dead Ball Rebounds: 2, 0

Technical Fouls: NONE

Boise St. - 94 **Record: 16-6 (7-2)**

NO.	Name	Min	FG		3P		FT		Rebounds			Fouls		TP	AS	TO	ST	Blocks		+/-
			M-A	M-A	M-A	M-A	OR	DR	TOT	PF	FF	FD	BS					BA		
1	O'Mar Stanley	F 22:51	4-6	1-2	5-6	2-1	3-2	2-5	14	1	0	1	2	0	16					
2	Tyson Degenhart	F 33:33	11-12	2-3	5-6	3-3	6-0	4-4	29	2	0	0	0	0	35					
0	Roddie Anderson III	G 18:48	3-4	3-4	1-2	0-3	3-0	1-1	10	1	2	0	0	0	13					
11	Chibuzo Agbo	G 19:37	4-9	4-6	2-2	0-0	0-1	1-1	14	1	0	0	1	0	14					
12	Max Rice	G 33:01	4-8	4-7	0-0	1-3	4-3	2-2	12	2	1	2	0	1	39					
13	Andrew Meadow	09:14	2-4	1-2	0-0	0-0	0-1	0-0	5	0	0	0	0	0	5					
15	Jace Whiting	21:12	0-3	0-2	0-0	0-1	1-1	0-1	0	1	0	0	0	0	22					
31	Cam Martin	16:37	1-2	0-0	2-2	1-5	6-3	1-4	7	3	0	0	0	0	23					
3	Kobe Young	15:05	1-2	0-1	4-4	1-1	2-1	2-6	2	0	1	0	0	0	20					
5	RJ Keene	03:56	0-0	0-0	0-0	0-0	0-0	0-0	0	0	0	0	0	0	1					
8	Kade Rice	03:03	0-0	0-0	0-0	1-0	1-1	0-0	0	0	0	0	0	0	1					
14	Mohamed Sylla	03:03	0-0	0-0	0-0	0-1	1-1	0-0	0	0	2	0	0	0	1					
Team									1	4	5	0	0							
Totals			30-50	15-27	19-22	10	22	32	12	17	94	17	8	4	3	1	38			


Shooting By Period

1 st FG%	14-27	51.9%
3PT%	5-13	38.5%
FT%	8-10	80%
2 nd FG%	16-23	69.6%
3PT%	10-14	71.4%
FT%	11-12	91.7%
GM FG%	30-50	60.0%
3PT%	15-27	55.6%
FT%	19-22	86.4%

Dead Ball Rebounds: 2, 0

Technical Fouls: NONE

Biggest lead	AFA	BOI	Points from Turnovers	AFA	BOI	Period by Period Scoring			
	3 (1 st 14:24)	40 (2 nd 0:46)		4	20		1st	2nd	TOT
Best Scoring Run	5 (1 st 6:54)		Paint	14	30	AFA	27	29	56
Lead Changes	18 (2 nd 19:39)		Second Chance	11	13	BOI	41	53	94
Times Tied	6		Fast Breaks	2	2				
Time with Lead	04:59	30:14	Bench	11	15				



0 Josh Gatete

F, 6-9, 190, Fr.
Granger, IN
(Penn HS)

Before Air Force

Helped lead Penn to 2022-23 conference, sectional and regional championships ... his Penn teams from 2020-23 had the most wins and best win percentage of all schools in the state of Indiana ... high school coach was Al Rhodes ... has played club ball for Indiana Elite Team Indiana, Mac Irvin Fire EYBL, Indiana Elite Gold Gauntlet and Sky Digg Elite ... graduated with a 3.96 grade-point average.


2023-24 Game-by-Game

Opponent	G-S	FG	3FG	FT	O-D	Rb	F	Pts	A	T	B	S	Mn
Portland St.					DNP								
LIU					DNP								
Delaware					DNP								
Lindenwood					DNP								
William & Mary					DNP								
Omaha					DNP								
VMI					DNP								
South Dakota					DNP								
Portland					DNP								
E. Washington					DNP								
UT Arlington					DNP								
Northern Colo.					DNP								
Utah State					DNP								
Nevada					DNP								
San Jose St.					DNP								
Colorado St.					DNP								
New Mexico					DNP								
UNLV					DNP								
Fresno St.					DNP								
Wyoming					DNP								
Boise St.					DNP								
San Diego St.					DNP								
Fresno St.					DNP								
San Jose St.					DNP								
UNLV					DNP								
New Mexico					DNP								
Boise St.					DNP								
Utah State					DNP								
Wyoming					DNP								
Colorado St.					DNP								

Season Highs

Points.....
Rebs.....
Assists.....
FGM.....
3FGM.....
FTM.....
Blk.....
Steals.....
Min.....

Career Highs



1 Sam Akinrelere

G, 6-2, 228, Fr.
Houston, TX
(USAFA Prep/Foster HS)

Before Air Force

Attended the USAFA Prep School in 2022-23 and played on the basketball team ... District MVP while at Foster ... three-time defensive player of the year ... high school coach was Reuben Fatheree.

2023-24 Game-by-Game

Opponent	G-S	FG	3FG	FT	O-D	Rb	F	Pts	A	T	B	S	Mn
Portland St.					DNP								
LIU					DNP								
Delaware					DNP								
Lindenwood					DNP								
William & Mary					DNP								
Omaha					DNP								
VMI					DNP								
South Dakota					DNP								
Portland					DNP								
E. Washington					DNP								
UT Arlington					DNP								
Northern Colo.					DNP								
Utah State					DNP								
Nevada					DNP								
San Jose St.					DNP								
Colorado St.					DNP								
New Mexico					DNP								
UNLV					DNP								
Fresno St.					DNP								
Wyoming					DNP								
Boise St.					DNP								
San Diego St.					DNP								
Fresno St.					DNP								
San Jose St.					DNP								
UNLV					DNP								
New Mexico					DNP								
Boise St.					DNP								
Utah State					DNP								
Wyoming					DNP								
Colorado St.					DNP								

Season Highs

Points.....
Rebs.....
Assists.....
FGM.....
3FGM.....
FTM.....
Blk.....
Steals.....
Min.....

Career Highs

Gatete Career Statistics

Year	GP-GS	Min-Avg	FG-A	Pct	3F-A	Pct	FT-A	Pct	Off-Def	Tot	Avg	PF-FO	A	TO	B	St	Pts	Avg
2023-24																		

Akinrelere Career Statistics

Year	GP-GS	Min-Avg	FG-A	Pct	3F-A	Pct	FT-A	Pct	Off-Def	Tot	Avg	PF-FO	A	TO	B	St	Pts	Avg
2023-24																		



2 Dawson Sarblah

G, 6-6, 200, Jr.
Greenville, AL
(Greenville)

- Did not appear in any games as a freshman or sophomore.

Before Air Force

5A first-team All-State ... Alabama vs. Mississippi All-Star ... 2020 5A Area 3 Tournament MVP ... 2021 5A Area 4 Tournament MVP ... school-record 24 points in a quarter, which is tied for fourth in the state ... school-record 31 rebounds in a game which is tied for second in the state.

2023-24 Game-by-Game

Opponent	G-S	FG	3FG	FT	O-D	Rb	F	Pts	A	T	B	S	Mn
Portland St.					DNP								
LIU					DNP								
Delaware					DNP								
Lindenwood					DNP								
William & Mary					DNP								
Omaha					DNP								
VMI					DNP								
South Dakota					DNP								
Portland					DNP								
E. Washington					DNP								
UT Arlington					DNP								
Northern Colo.					DNP								
Utah State					DNP								
Nevada					DNP								
San Jose St.					DNP								
Colorado St.					DNP								
New Mexico					DNP								
UNLV					DNP								
Fresno St.					DNP								
Wyoming					DNP								
Boise St.					DNP								
San Diego St.					DNP								
Fresno St.					DNP								
San Jose St.					DNP								
UNLV					DNP								
New Mexico					DNP								
Boise St.					DNP								
Utah State					DNP								
Wyoming					DNP								
Colorado St.					DNP								

Season Highs

Points.....
Rebs.....
Assists.....
FGM.....
3FGM.....
FTM.....
Blk.....
Steals.....
Min.....

Career Highs



3 Luke Kearney

F, 6-7, 205, Fr.
Phoenix, AZ
(USAFA Prep/Bella Vista Prep)

- Has played in 12 games in reserve. Played in all 9 MW games.
- Averaging 6.2 mins in MW play.

vs. UNLV: Erupted for 16 pts on 5-10 shooting, 4-8 from three. Most pts by a freshman in a game this season.

vs. SJSU: Career-high 4 pts and a blocked shot in 4 mins.

vs. NEV: 2 assists in 8 mins.

Before Air Force

Attended the USAFA Prep School and played on basketball team in 2022-23 ... averaged 15 points a game on the Grind Session as a senior for Bella Vista Prep in 2021-22 ... prior to his stint at Bella Vista Prep, he attended O'Connor high school and was all-region, averaging 19 points per game ... played volleyball early in high school, playing setter ... coached at Bella Vista by Mike Smith

2023-24 Game-by-Game

Opponent	G-S	FG	3FG	FT	O-D	Rb	F	Pts	A	T	B	S	Mn
Portland St.					DNP								
LIU	1-0	0-0	0-0	2-2	0-0	0	1	2	0	0	0	0	1
Delaware					DNP								
Lindenwood	1-0	1-1	0-0	0-0	0-0	0	0	0	0	0	0	0	1
William & Mary					DNP								
Omaha					DNP								
VMI					DNP								
South Dakota					DNP								
Portland	1-0	0-2	0-2	1-2	0-0	0	0	1	0	0	0	0	2
E. Washington					DNP								
UT Arlington					DNP								
Northern Colo.					DNP								
Utah State	1-0	1-5	0-2	1-1	1-0	1	5	3	0	1	0	0	11
Nevada	1-0	0-2	0-1	0-0	0-0	0	0	0	2	1	0	0	8
San Jose St.	1-0	2-4	0-2	0-0	0-0	0	1	4	0	0	1	0	4
Colorado St.	1-0	0-0	0-0	0-0	0-0	0	1	0	0	1	0	0	3
New Mexico	1-0	0-0	0-0	0-0	0-1	1	0	0	1	0	0	0	3
UNLV	1-0	5-10	4-8	2-2	1-3	4	2	16	1	1	0	0	21
Fresno St.	1-0	1-1	0-0	0-0	0-0	0	1	2	0	1	0	1	8
Wyoming	1-0	0-1	0-1	0-0	0-0	2	0	0	0	1	1	0	6
Boise St.	1-0	0-3	0-3	0-0	0-0	0	1	0	0	0	0	0	8
San Diego St.					DNP								
Fresno St.					DNP								
San Jose St.					DNP								
UNLV					DNP								
New Mexico					DNP								
Boise St.					DNP								
Utah State					DNP								
Wyoming					DNP								
Colorado St.					DNP								

Season Highs

Points..... 16 vs. UNLV 1-23
Rebs..... 4 vs. UNLV 1-23
Assists..... 2 vs. Nevada 1-9
FGM..... 5 vs. UNLV 1-23
3FGM..... 4 vs. UNLV 1-23
FTM..... 2 twice
Blk..... 1 twice
Steals.....
Min..... 21 vs. UNLV 1-23


Career Highs

Sarblah Career Statistics

Year	GP-GS	Min-Avg	FG-A	Pct	3F-A	Pct	FT-A	Pct	Off-Def	Tot	Avg	PF-FO	A	TO	B	St	Pts	Avg
2023-24																		

Kearney Career Statistics

Year	GP-GS	Min-Avg	FG-A	Pct	3F-A	Pct	FT-A	Pct	Off-Def	Tot	Avg	PF-FO	A	TO	B	St	Pts	Avg
2023-24	12-0	74/6.2	10-29	.345	4-19	.211	6-7	.857	2-4	6	0.5	13-1	4	6	2	1	30	2.5



4 Wyatt Boeker
 F, 6-8, 205, Fr.
 Tomball, TX
 (The Woodlands Christian Academy)

Before Air Force

Lettered three years at The Woodlands Christian Academy ... First-team All-State, First-Team All-District ... helped lead team to state title in 2020-21 ... high school coach was Tanner Field ... National Honor Society and National Science Honor Society member ... scored a 1500 on SAT and graduated with 4.56 grade-point average.

2023-24 Game-by-Game

Opponent	G-S	FG	3FG	FT	O-D	Rb	F	Pts	A	T	B	S	Mn
Portland St.				DNP									
LIU				DNP									
Delaware				DNP									
Lindenwood				DNP									
William & Mary				DNP									
Omaha				DNP									
VMI				DNP									
South Dakota				DNP									
Portland				DNP									
E. Washington				DNP									
UT Arlington				DNP									
Northern Colo.				DNP									
Utah State				DNP									
Nevada				DNP									
San Jose St.				DNP									
Colorado St.				DNP									
New Mexico				DNP									
UNLV				DNP									
Fresno St.				DNP									
Wyoming				DNP									
Boise St.				DNP									
San Diego St.													
Fresno St.													
San Jose St.													
UNLV													
New Mexico													
Boise St.													
Utah State													
Wyoming													
Colorado St.													

2023-24 Game-by-Game

Opponent	G-S	FG	3FG	FT	O-D	Rb	F	Pts	A	T	B	S	Mn
Portland St.													
LIU													
Delaware													
Lindenwood													
William & Mary													
Omaha													
VMI													
South Dakota													



5 Ethan Taylor
 G, 6-5, 195, Jr.
 Houston, TX
 (USFA Prep/Memorial)

- Team captain for 2023-24

- 3rd in NCAA in mins (38.1) and 10th in three's per game (3.27).
- 6th in MW in scoring at 15.7 ppg, MW Top 6 in 5 categories.
- Leads MW with 69 three's made.

- vs. UNLV: Game-high 22 pts, 4 three's, 5 reb, 3 assists.
- vs. CSU: 45 mins played, 18 pts, 5 three's. 8 rebounds.
- vs. SJSU: Game-high 19 pts, 5 of 8 from three.
- vs. EWU: 22 pts, 4 three's, 3 assists, 3 steals in 39 mins.
- vs. WM: Game-tying bucket with 3 seconds left to send game to OT. 24 pts, 17 in second half.
- vs. LIU: Career-high's of 26 pts, 12 reb, 6 three's. 3rd career double-double. Also led team with 6 assists and 2 steals.

2023-24 Game-by-Game

Opponent	G-S	FG	3FG	FT	O-D	Rb	F	Pts	A	T	B	S	Mn
Portland St.	1-1	3-14	3-12	2-2	0-2	2	3	11	5	3	0	2	38
LIU	1-1	9-17	6-11	2-2	4-2	6	1	26	6	1	1	2	36
Delaware	1-1	8-19	4-11	4-4	0-4	4	2	24	3	3	1	0	40
Lindenwood	1-1	4-13	3-7	10-14	0-4	4	1	21	3	0	1	1	38
William & Mary	1-1	8-18	6-12	2-2	0-6	6	1	24	2	2	1	1	44
Omaha	1-1	6-12	2-8	2-3	0-4	4	1	16	3	3	0	0	38
VMI	1-1	7-13	4-8	1-3	2-6	8	1	19	3	1	0	3	40
South Dakota	1-1	2-13	1-6	2-2	0-6	6	1	7	2	1	3	2	40
Portland	1-1	6-10	4-6	0-0	1-3	4	3	16	3	3	0	2	36
E. Washington	1-1	9-17	4-10	0-0	0-2	2	3	22	3	1	1	3	39
UT Arlington	1-1	6-15	3-11	1-2	1-2	3	4	16	2	2	0	3	39
Northern Colo.	1-1	4-15	2-9	0-0	0-1	1	1	10	4	3	0	0	40
Utah State	1-1	3-8	2-5	4-4	0-5	5	0	12	2	2	0	3	36
Nevada	1-1	5-16	4-10	0-1	0-5	5	2	14	1	1	1	1	39
San Jose St.	1-1	7-12	5-8	0-0	1-1	2	0	19	0	0	1	0	38
Colorado St.	1-1	6-15	5-11	1-1	0-8	8	2	18	1	1	0	1	45
New Mexico	1-1	2-11	2-9	2-2	1-3	4	3	8	6	4	0	1	37
UNLV	1-1	7-15	4-9	4-5	0-5	5	3	22	3	1	0	0	38
Fresno St.	1-1	2-6	2-4	0-0	1-1	2	1	6	2	5	1	0	37
Wyoming	1-1	4-9	1-5	2-2	2-1	3	4	11	4	3	1	2	37
Boise St.	1-1	3-7	2-5	0-0	0-5	5	3	8	1	2	0	0	25
San Diego St.													
Fresno St.													
San Jose St.													
UNLV													
New Mexico													
Boise St.													
Utah State													
Wyoming													
Colorado St.													

Season Highs

Points..... 26 vs. LIU 11-10
Rebs..... 12 vs. LIU 11-10
Assists..... 6 vs. LIU 11-10
FGM..... 9 twice
3FGM..... 6 twice
FTM..... 10 vs. Lindenwood 11-16
Blk..... 3 vs. South Dakota 11-26
Steals..... 3, 4x
Min..... 45 vs. Colorado State 1-16

Career Highs

26 vs. LIU 11-10-23
 12 vs. LIU 11-10-23
 10 vs. Nevada 1-15-22
 9 twice
 6 twice
 10 vs. Lindenwood 11-16-23
 3 vs. South Dakota 11-26-23
 5 vs. TAMUC 11-14-22
 45 vs. Colorado State 1-16

Boeker Career Statistics

Year	GP-GS	Min-Avg	FG-A	Pct	3F-A	Pct	FT-A	Pct	Off-Def	Tot	Avg	PF-FO	A	TO	B	St	Pts	Avg
2023-24																		

Taylor Career Statistics

Year	GP-GS	Min-Avg	FG-A	Pct	3F-A	Pct	FT-A	Pct	Off-Def	Tot	Avg	PF-FO	A	TO	B	St	Pts	Avg
2021-22	28-28	977/34.9	86-215	.400	31-97	.320	37-53	.698	21-112	133	4.8	75-0	103	90	9	38	240	8.6
2022-23	31-30	933/30.1	78-195	.400	43-112	.384	22-36	.611	13-89	102	3.3	61-0	96	60	7	28	221	7.1
2023-24	21-21	801/38.1	111-275	.404	69-175	.394	39-49	.796	10-85	95	4.5	39-0	59	42	11	28	330	15.7
TOTAL	80-79	2710/33.9	275-685	.401	143-384	.372	98-138	.710	44-286	330	4.1	175-0	258	192	27	94	791	9.9



10 Caleb Walker

F, 6-9, 230, Fr.
Jefferson City, MO
(Eugene HS)

- Collegiate debut vs. Utah State.

Before Air Force

Attended USAFA Prep School and was on the basketball team in 2022-23 ... all-state and all-conference at Eugene HS ... high school coach was Ethan Shackelford ... also played club ball for Missouri Elite, coached by Kyle Bowers ... graduated with 4.2 grade-point average ... National Honor Society member in addition to FBLA and FCA.

- father, Steve (Lt. Col. Retired) is a USAFA grad and played on the football team as a linebacker.

2023-24 Game-by-Game

Opponent	G-S	FG	3FG	FT	O-D	Rb	F	Pts	A	T	B	S	Mn
Portland St.					DNP								
LIU					DNP								
Delaware					DNP								
Lindenwood					DNP								
William & Mary					DNP								
Omaha					DNP								
VMI					DNP								
South Dakota					DNP								
Portland					DNP								
E. Washington					DNP								
UT Arlington					DNP								
Northern Colo.					DNP								
Utah State	1-0	0-0	0-0	0-0	0-0	0	0	0	0	0	0	0	1
Nevada					DNP								
San Jose St.					DNP								
Colorado St.					DNP								
New Mexico					DNP								
UNLV					DNP								
Fresno St.					DNP								
Wyoming					DNP								
Boise St.					DNP								
San Diego St.					DNP								
Fresno St.					DNP								
San Jose St.					DNP								
UNLV					DNP								
New Mexico					DNP								
Boise St.					DNP								
Utah State					DNP								
Wyoming					DNP								
Colorado St.					DNP								

Season Highs

Points.....
Rebs.....
Assists.....
FGM.....
3FGM.....
FTM.....
Blk.....
Steals.....
Min..... 1 vs. USU 1-2

Career Highs



11 Byron Brown

G, 6-4, 205, Jr.
Sahuarita, AZ
(USAFA Prep/Sahuarita)

- Top reserve scorer averaging 4.0 ppg. Shooting 47.5 percent from field.
- Entered season with four career points in 10 games played.

- vs. Boise: 8 pts, 4 reb. , 4-4 from three throw line in 21 mins.
- vs. WYO: 6 pts, making career-high two three's.
- vs. FS: 8 pts on 4-6 shooting in 15 mins. 3 reb.
- vs. UNLV: 5 pts, 3 reb, 2 assists in 17 mins.
- vs. NEV: 6 pts, 3 reb in 19 mins.
- vs. USU: 5 pts, 4 reb in 16 mins, 2-2 from field and one steal
- vs. UTA: Career-high 3 assists in 23 mins. 2 pts, 3 reb, 1 steal, 1 block
- vs. LIU: Career high's of 13 pts, 4 FG, 5-6 FTH in 26 mins.

2022-23

- Played in seven games.

2023-24 Game-by-Game

Opponent	G-S	FG	3FG	FT	O-D	Rb	F	Pts	A	T	B	S	Mn
Portland St.	1-0	1-3	0-0	1-2	0-0	0	1	3	0	0	0	0	6
LIU	1-0	4-7	0-1	5-6	0-2	2	3	13	1	1	1	0	26
Delaware	1-0	3-7	0-2	1-2	2-0	2	0	7	0	0	0	0	23
Lindenwood	1-0	0-0	0-0	2-2	0-0	0	5	2	1	3	0	1	6
William & Mary	1-0	0-0	0-0	4-4	0-1	1	3	4	2	1	0	0	28
Omaha	1-0	1-4	0-2	0-0	0-2	2	2	2	0	2	1	1	25
VMI	1-0	0-3	0-1	0-0	0-0	0	3	0	0	0	0	0	13
South Dakota	1-0	1-3	1-2	1-2	1-1	2	1	4	1	0	0	1	17
Portland	1-0	1-2	1-2	1-2	0-5	5	2	4	2	1	0	0	17
E. Washington	1-0	0-2	0-2	0-0	1-1	2	1	0	1	1	0	0	11
UT Arlington	1-0	1-1	0-0	0-0	0-3	3	1	2	3	3	1	1	23
Northern Colo.	1-0	1-2	0-0	1-2	0-0	0	3	3	2	1	0	0	14
Utah State	1-0	2-2	0-0	1-1	3-1	4	1	5	0	1	0	1	16
Nevada	1-0	2-3	0-0	2-2	2-1	3	5	6	1	1	0	0	19
San Jose St.	1-0	1-1	0-0	0-0	0-1	1	1	2	2	0	0	0	16
Colorado St.	1-0	0-1	0-0	0-2	1-1	2	2	0	0	0	0	0	17
New Mexico	1-0	0-0	0-0	0-0	0-0	0	0	0	0	1	0	0	1
UNLV	1-0	2-4	0-0	1-2	1-2	3	1	5	2	1	0	0	17
Fresno St.	1-0	4-6	0-0	0-0	3-0	3	2	8	0	1	0	0	15
Wyoming	1-0	2-4	2-4	0-0	1-0	1	1	6	0	1	0	0	13
Boise St.	1-0	2-4	0-1	4-4	3-1	4	4	8	0	1	0	1	21
San Diego St.													
Fresno St.													
San Jose St.													
UNLV													
New Mexico													
Boise St.													
Utah State													
Wyoming													
Colorado St.													

Season Highs

Points..... 13 vs. LIU 11-10
Rebs..... 5 vs. Portland 12-3
Assists..... 3 vs. UT Arlington 12-16
FGM..... 4 twice
3FGM..... 2 vs. Wyoming 1-30
FTM..... 5 vs. LIU 11-10
Blk..... 1 twice
Steals..... 1, 6x
Min..... 28 vs. William & Mary 11-17

Career Highs

13 vs. LIU 11-10-23
5 vs. Portland 12-3-23
3 vs. UT Arlington 12-16-23
4 twice
2 vs. Wyoming 1-30-24
5 vs. LIU 11-10-23
1, 3x
2 vs. UAPB 11-30-22
28 vs. William & Mary 11-17-23

Walker Career Statistics

Year	GP-GS	Min-Avg	FG-A	Pct	3F-A	Pct	FT-A	Pct	Off-Def	Tot	Avg	PF-FO	A	TO	B	St	Pts	Avg
2023-24																		

Brown Career Statistics

Year	GP-GS	Min-Avg	FG-A	Pct	3F-A	Pct	FT-A	Pct	Off-Def	Tot	Avg	PF-FO	A	TO	B	St	Pts	Avg
2021-22	3-0	10/3.4	1-1	1.000	0-0	.000	1-3	.333	0-0	0	0.0	0-0	0	0	1	0	3	1.0
2022-23	7-0	18/2.6	0-2	.000	0-2	.000	1-4	.250	0-1	1	0.1	3-0	1	1	1	3	1	0.1
2023-24	21-0	344/16.4	28-59	.475	4-17	.235	24-33	.727	18-22	40	1.9	42-2	18	20	3	6	84	4.0
TOTAL	31-0	372/12.0	29-62	.468	4-19	.211	26-40	.650	18-23	41	1.3	45-2	19	21	5	9	88	2.8



13 Chase Beasley
G/F, 6-6, 190, Jr.
Fort Washington, MD
(USAFA Prep/St. Stephens & St. Agnes)

- 2.3 ppg, 1.1 apg, 13.8 mpg. Has 11 starts.
- Entered season having played 22 minutes for career.
- vs. SJSU: 2 pts, 4 reb in 15 mins.
- vs. Portland: 1 pts, 2 assists and 4 reb.
- vs. VMI: 7 pts, 6 reb, 2 assists, 5-6 from line.
- vs. WM: Career-high 5 assists.
- vs. Delaware: 2 pts, 2 assists, 2 blocks in 20 mins.
- vs. LIU: 3 pts, 2 assists, 3 reb in 26 mins.
- vs. Portland St.: Career-high 14 pts and 4 assists in 37 mins.

2022-23

- Played in nine games, shooting a perfect 3-3 from field.

2023-24 Game-by-Game


Opponent	G-S	FG	3FG	FT	O-D	Rb	F	Pts	A	T	B	S	Mn
Portland St.	1-1	5-7	0-0	4-6	0-2	2	4	14	4	5	0	1	37
LIU	1-1	1-3	0-0	1-2	1-2	3	4	3	2	3	0	1	26
Delaware	1-1	1-2	0-0	0-0	0-1	1	1	2	2	0	2	0	20
Lindenwood	1-1	3-5	2-2	3-4	3-2	5	5	11	2	7	0	2	29
William & Mary	1-1	1-4	0-0	0-0	0-3	3	0	2	5	1	1	1	22
Omaha	1-1	1-2	0-1	0-0	1-1	2	3	2	1	2	0	1	17
VMI	1-1	1-4	0-3	5-6	4-2	6	1	7	2	2	0	0	30
South Dakota	1-1	1-3	0-2	0-0	1-1	2	2	2	0	0	0	0	13
Portland	1-1	0-0	0-0	1-2	0-4	4	0	1	2	0	0	0	12
E. Washington	1-1	0-0	0-0	0-0	0-0	0	0	0	0	1	0	0	2
UT Arlington	1-0	0-0	0-0	0-0	0-0	0	0	0	0	1	0	0	3
Northern Colo.						DNP							
Utah State	1-1	0-2	0-1	0-0	0-0	0	0	0	1	1	0	1	12
Nevada	1-0	0-0	0-0	0-0	0-0	0	1	0	0	1	0	0	4
San Jose St.	1-0	1-2	0-0	0-0	2-2	4	1	2	0	0	0	0	15
Colorado St.	1-0	0-0	0-0	0-0	0-0	0	0	0	0	1	1	0	4
New Mexico	1-0	0-0	0-0	0-2	0-0	0	0	0	0	1	0	0	9
UNLV	1-0	0-0	0-0	0-0	1-0	1	2	0	0	0	1	0	5
Fresno St.	1-0	0-0	0-0	0-0	0-0	0	0	0	0	0	0	0	1
Wyoming	1-0	0-1	0-1	0-0	0-0	0	0	0	0	0	0	0	2
Boise St.	1-0	0-2	0-1	0-0	0-1	1	1	0	0	1	1	0	14
San Diego St.													
Fresno St.													
San Jose St.													
UNLV													
New Mexico													
Boise St.													
Utah State													
Wyoming													
Colorado St.													

Season Highs

- Points**..... 14 vs. Portland St. 11-6
- Rebs**..... 6 vs. VMI 11-22
- Assists**..... 5 vs. William & Mary 11-17
- FGM**..... 5 vs. Portland St. 11-6
- 3FGM**..... 2 vs. Lindenwood 11-16
- FTM**..... 5 vs. VMI 11-22
- Blk**..... 2 vs. Delaware 11-12
- Steals**..... 2 vs. Lindenwood 11-16
- Min**..... 37 vs. Portland St. 11-6

Career Highs

- 14 vs. Portland St. 11-6-22
- 6 vs. VMI 11-22-23
- vs. William & Mary 11-17-23
- 5 vs. Portland St. 11-6-23
- 2 vs. Lindenwood 11-16-23
- 5 vs. VMI 11-22
- 2 vs. Delaware 11-12-23
- 2 vs. Lindenwood 11-16-23
- 37 vs. Portland St. 11-6-23



14 Beau Becker
F, 6-7, 205, Jr.
Dallas, TX
(USAFA Prep/Woodrow Wilson)

- 15.1 ppg, to go with 4.7 rpg in 29.8 mpg.
- 42.3 percent from 3FG% and second in MW in 3's per game (2.48).
- 51.2 percent shooting ranks 7th in MW.
- Did not appear in any games as a freshman. Averaged 7.4 ppg as a soph.
- vs. Boise: 13 pts, making 3 three's in 30 mins.
- vs. FS: 22 pts on 9-15 shooting, 4-8 from three in 32 mins.
- vs. UNM: 23 pts, 10-18 FG, 2-6 from three, career-high 6 assists.
- vs. CSU: 44 mins played, 18 pts, 4 threes, 7 reb.
- vs. UNC: 26 pts, career-high six three's made. 10-15 FG, 6-9 3pt
- Air Force Classic All-Tournament after averaging 16.7 ppg in three games.
- vs. WM: Career-high 31 points. 5-9 from three.
- vs. LIU: 20 pts in 20 mins, 14 pts in 2nd half. 8-12 FG, 3-5 3FG, 6 reb. 2nd career 20 pt game.

2023-24 Game-by-Game

Opponent	G-S	FG	3FG	FT	O-D	Rb	F	Pts	A	T	B	S	Mn
Portland St.	1-1	6-12	2-6	0-2	1-6	7	4	14	0	2	2	1	30
LIU	1-1	8-12	3-5	1-1	4-2	6	4	20	1	0	0	0	20
Delaware	1-1	5-8	0-3	0-0	0-4	4	3	10	2	2	0	0	26
Lindenwood	1-1	4-9	1-2	4-5	0-6	6	1	13	3	0	2	0	25
William & Mary	1-1	12-18	5-9	2-2	1-4	5	3	31	2	0	1	0	35
Omaha	1-1	2-4	2-4	0-0	0-4	4	4	6	0	1	1	0	18
VMI	1-1	9-17	1-8	0-0	1-7	8	1	19	2	2	4	0	37
South Dakota	1-1	4-10	1-4	1-2	1-7	8	1	10	1	1	1	0	31
Portland	1-1	5-11	1-4	0-0	1-3	4	2	11	2	2	1	1	28
E. Washington	1-1	6-16	5-10	0-0	0-4	4	3	17	1	1	1	2	36
UT Arlington	1-1	5-11	1-2	2-2	0-1	1	3	13	1	1	0	1	26
Northern Colo.	1-1	10-15	6-9	0-0	0-3	3	1	26	2	1	2	1	32
Utah State	1-1	1-4	0-3	0-0	0-5	5	4	2	0	2	0	0	18
Nevada	1-1	5-10	4-6	0-0	2-4	6	2	14	3	2	1	0	32
San Jose St.	1-1	6-11	3-7	3-4	2-5	7	1	18	2	0	2	0	36
Colorado St.	1-1	7-16	4-8	0-0	2-5	7	3	18	1	1	0	0	44
New Mexico	1-1	10-18	2-6	1-2	2-1	3	3	23	6	2	0	0	37
UNLV	1-1	5-7	4-6	0-0	0-0	0	4	14	1	0	0	0	19
Fresno St.	1-1	9-15	4-8	0-0	1-3	4	4	22	0	1	0	2	32
Wyoming	1-1	0-6	0-3	3-4	1-5	6	1	3	2	0	0	0	34
Boise St.	1-1	5-12	3-8	0-0	0-1	1	3	13	3	1	0	0	30
San Diego St.													
Fresno St.													
San Jose St.													
UNLV													
New Mexico													
Boise St.													
Utah State													
Wyoming													
Colorado St.													

Season Highs

- Points**..... 31 vs. William & Mary 11-17
- Rebs**..... 8 twice
- Assists**..... 3 vs. Lindenwood 11-16
- FGM**..... 12 vs. William & Mary 11-17
- 3FGM**..... 6 vs. Northern Colorado 12-21
- FTM**..... 4 vs. Lindenwood 11-16
- Blk**..... 4 vs. VMI 11-22
- Steals**..... 2 vs. EWU 12-9
- Min**..... 44 vs. Colorado State 1-16

Career Highs


- 31 vs. William & Mary 11-17-23
- 10 vs. Boise State 1-31-23
- 6 vs. UNLV 2-24-23
- 12 vs. William & Mary 11-17-23
- 6 vs. Northern Colorado 12-21-23
- 4 vs. Lindenwood 11-16
- 4 vs. VMI 11-22
- 2, 4x
- 44 vs. Colorado State 1-16-24

Beasley Career Statistics

Year	GP-GS	Min-Avg	FG-A	Pct	3F-A	Pct	FT-A	Pct	Off-Def	Tot	Avg	PF-FO	A	TO	B	St	Pts	Avg
2022-23	9-0	22/2.4	3-3	1.000	0-0	.000	1-2	.500	3-4	7	0.8	0-0	1	1	0	0	7	0.8
2023-24	20-11	276/13.8	15-37	.405	2-11	.182	14-22	.636	13-21	34	1.7	25-1	21	27	6	7	46	2.3
TOTAL	29-11	298/10.3	18-40	.450	2-11	.182	15-24	.625	16-25	41	1.4	25-1	22	28	6	7	53	1.8

Becker Career Statistics

Year	GP-GS	Min-Avg	FG-A	Pct	3F-A	Pct	FT-A	Pct	Off-Def	Tot	Avg	PF-FO	A	TO	B	St	Pts	Avg
2022-23	27-15	571/21.1	76-182	.418	32-95	.337	15-25	.600	20-73	93	3.4	53-1	26	16	23	11	199	7.4
2023-24	21-21	626/29.8	124-242	.512	52-123	.423	17-24	.708	19-80	99	4.7	55-0	35	22	19	7	317	15.1
TOTAL	48-36	1197/24.9	200-424	.472	84-218	.385	32-49	.653	39-153	192	4.0	108-1	61	38	42	18	516	10.8



15 Corbin Green

F, 6-5, 230, Fr.
Midlothian, TX
(USAFA Prep/Midlothian)

- 2.7 ppg, 2.8 rpg, 1.0 bpg in 11.6 mpg.

- vs. UTA: 6 pts, 2 reb, 2 blocks, 1 steal in 14 mins
- vs. Portland: 2 pts, 3 reb, assist, steal and block in 11 mins.
- vs. Omaha: 11 pts, 9 reb. Game-winning basket with 15 seconds left.
- vs. Delaware: 2 pts, 4, reb, 2 assists in 14 mins.
- vs. LIU: 6 pts, 4 BLK, 4 assists, 6 reb in 20 mins.
- vs. Portland St.: 2 rebounds in 10 mins.

2023-24 Game-by-Game

Opponent	G-S	FG	3FG	FT	O-D	Rb	F	Pts	A	T	B	S	Mn
Portland St.	1-0	0-0	0-0	0-0	0-2	2	1	0	0	0	0	0	10
LIU	1-0	3-7	0-3	0-1	2-4	6	3	6	4	3	4	0	20
Delaware	1-0	1-3	0-1	0-0	1-3	4	2	2	2	0	0	0	14
Lindenwood	1-0	0-1	0-0	2-2	0-5	5	3	2	2	0	2	2	15
William & Mary	1-0	0-0	0-0	1-2	0-0	0	3	1	0	1	0	0	10
Omaha	1-0	3-5	0-1	5-7	0-9	9	2	11	1	2	3	0	22
VMI	1-0	0-2	0-0	0-0	0-0	0	0	0	0	1	0	1	3
South Dakota	1-0	1-2	0-0	0-0	0-1	1	0	2	0	0	0	0	9
Portland	1-0	1-3	0-1	0-0	1-2	3	1	2	1	1	1	1	11
E. Washington	1-0	0-0	0-0	0-0	0-0	0	2	0	0	1	0	0	4
UT Arlington	1-0	2-3	0-1	2-2	0-2	2	1	6	0	0	2	1	14
Northern Colo.	1-0	0-1	0-1	0-0	0-1	1	0	0	3	0	0	1	8
Utah State													DNP
Nevada													DNP
San Jose St.													DNP
Colorado St.													DNP
New Mexico													DNP
UNLV													DNP
Fresno St.													DNP
Wyoming													DNP
Boise St.													DNP
San Diego St.													DNP
Fresno St.													DNP
San Jose St.													DNP
UNLV													DNP
New Mexico													DNP
Boise St.													DNP
Utah State													DNP
Wyoming													DNP
Colorado St.													DNP

Season Highs

Points..... 11 vs. Omaha 11-19
Rebs..... 9 vs. Omaha 11-19
Assists..... 4 vs. LIU 11-10
FGM..... 3 vs. LIU 11-10
3FGM.....
FTM..... 5 vs. Omaha 11-19
Blk..... 4 vs. LIU 11-10
Steals..... 2 vs. Lindenwood 11-16
Min..... 22 vs. Omaha 11-19

Career Highs

17 vs. USC-Upstate 11-21-22
 12 vs. USC-Upstate 11-21-22
 6 vs. USC-Upstate 11-21-22
 6, 3x
 2 vs. Montana 11-27-22
 5 vs. Omaha 11-19-23
 4 vs. Montana 11-27-22
 4 vs. MVSU 11-23-22
 37 vs. MVSU 11-23-22



21 Solo Jones

F, 6-8, 199, Fr.
Long Beach, CA
(USAFA Prep/Los Alamitos)

2022-23

- Made debut against South Dakota.

2023-24 Game-by-Game

Opponent	G-S	FG	3FG	FT	O-D	Rb	F	Pts	A	T	B	S	Mn
Portland St.													DNP
LIU													DNP
Delaware													DNP
Lindenwood													DNP
William & Mary													DNP
Omaha													DNP
VMI													DNP
South Dakota													DNP
Portland													DNP
E. Washington													DNP
UT Arlington													DNP
Northern Colo.													DNP
Utah State													DNP
Nevada													DNP
San Jose St.													DNP
Colorado St.													DNP
New Mexico													DNP
UNLV													DNP
Fresno St.													DNP
Wyoming													DNP
Boise St.													DNP
San Diego St.													DNP
Fresno St.													DNP
San Jose St.													DNP
UNLV													DNP
New Mexico													DNP
Boise St.													DNP
Utah State													DNP
Wyoming													DNP
Colorado St.													DNP

Season Highs

Points.....
Rebs.....
Assists.....
FGM.....
3FGM.....
FTM.....
Blk.....
Steals.....
Min.....

Career Highs


1 vs. South Dakota 12-6-22

Green Career Statistics

Year	GP-GS	Min-Avg	FG-A	Pct	3F-A	Pct	FT-A	Pct	Off-Def	Tot	Avg	PF-FO	A	TO	B	St	Pts	Avg
2022-23	24-12	463/19.3	59-114	.518	7-24	.292	31-50	.620	15-51	66	2.8	56-1	35	35	34	16	156	6.5
2023-24	12-0	140/11.6	11-27	.407	0-8	.000	10-14	.714	4-29	33	2.8	18-0	13	9	12	6	32	2.7
TOTAL	36-12	603/16.8	70-141	.496	7-32	.219	41-64	.641	19-80	99	2.8	74-1	48	44	46	22	188	5.2

Jones Career Statistics

Year	GP-GS	Min-Avg	FG-A	Pct	3F-A	Pct	FT-A	Pct	Off-Def	Tot	Avg	PF-FO	A	TO	B	St	Pts	Avg
2022-23	1-0	1-1.0	0-0	.000	0-0	.000	0-0	.000	0-0	0	0.0	0-0	0	0	0	0	0	0.0



23 Kellan Boylan

G/F, 6-7, 200, So.
Overland Park, KS
(Bishop Miege)

- 8.3 pg, 5.8 rpg in 33.9 mpg.
- Entered season having played 8 minutes across 6 games as a freshman.
- 9 three's vs. WYO is AF record in a conference game and most ever in MW by a sophomore in a conference game.

- vs. WYO: Career-high 32 pts, tied school-record with 9 three's made.
- vs. FS: Team-high 6 reb, 3 pts, in 32 mins.
- vs. UNM: 9 pts, 4 reb, 2 assists, 2 steal, 1 block
- vs. CSU: 42 mins, 7, pts, 7, reb, 3 assists, 4 steals, 2 blocks.
- vs. USU: 12 pts, 3 reb, 4 assists.
- vs. Portland: 15 pts, 6 reb, career-high 5 steals in 34 mins.
- vs. Omaha: Career-high 13 pts, to go with 6 reb in 38 mins.
- His 15 boards vs. Portland State are the most in a game by a Falcon since 2019 (Ryan Swan with 16 vs. UNLV on Feb. 12, 2019).

2023-24 Game-by-Game

Opponent	G-S	FG	3FG	FT	O-D	Rb	F	Pts	A	T	B	S	Mn
Portland St.	1-1	3-5	1-2	0-1	6-9	15	4	7	2	1	0	1	36
LIU	1-1	1-3	0-0	4-7	0-6	6	1	6	3	2	1	1	39
Delaware	1-1	3-5	0-1	0-1	1-4	5	3	6	1	6	1	0	40
Lindenwood	1-1	1-4	1-3	3-4	0-4	4	4	6	3	0	2	1	28
William & Mary	1-1	2-3	0-1	4-5	2-8	10	2	8	2	1	3	3	42
Omaha	1-1	4-8	2-5	3-4	3-3	6	2	13	2	1	0	0	38
VMI	1-1	2-7	1-5	0-1	1-6	7	1	5	4	3	0	2	37
South Dakota	1-1	2-5	0-2	2-2	2-2	4	3	6	5	1	0	2	30
Portland	1-1	5-10	1-4	0-0	0-6	6	2	15	3	3	2	5	34
E. Washington	1-1	1-6	0-1	6-8	2-3	5	4	8	3	2	2	1	40
UT Arlington	1-1	1-3	1-2	2-2	2-4	6	4	5	3	6	1	1	23
Northern Colo.	1-1	4-5	3-4	4-4	2-7	9	3	15	0	0	2	2	40
Utah State	1-1	3-7	0-1	5-8	1-2	3	5	12	4	3	0	0	34
Nevada	1-1	0-1	0-0	2-2	3-6	9	3	2	1	3	0	3	29
San Jose St.	1-1	2-2	0-0	1-1	0-2	2	4	5	1	1	1	0	25
Colorado St.	1-1	2-6	0-0	3-4	2-5	7	3	7	3	3	3	4	42
New Mexico	1-1	3-5	1-2	2-3	1-3	4	3	9	2	0	1	2	36
UNLV	1-1	0-1	0-0	2-2	0-4	4	4	2	2	2	0	0	21
Fresno St.	1-1	1-5	1-3	0-0	2-4	6	4	3	0	2	0	0	32
Wyoming	1-1	11-16	9-14	1-2	0-2	2	5	32	2	1	1	0	38
Boise St.	1-1	1-5	0-2	2-2	1-1	2	1	4	1	1	0	1	27
San Diego St.													
Fresno St.													
San Jose St.													
UNLV													
New Mexico													
Boise St.													
Utah State													
Wyoming													
Colorado St.													

Season Highs

Points..... 32 vs. Wyoming 1-30
Rebs..... 15 vs. Portland State 11-16
Assists..... 5 vs. South Dakota 11-26
FGM5..... 11 vs. Wyoming 1-30
3FGM..... 9 vs. Wyoming 1-30
FTM..... 6 vs. EWU 12-9
Blk..... 3 vs. William & Mary 11-17
Steals..... 5 vs. Portland 12-3
Min..... 42 vs. William & Mary 11-17

Career Highs

32 vs. Wyoming 1-30-24
 15 vs. Portland State 11-16-23
 5 vs. South Dakota 11-26-23
 11 vs. Wyoming 1-30-24
 9 vs. Wyoming 1-30-24
 6 vs. EWU 12-9
 3 vs. William & Mary 11-17-23
 5 vs. Portland 12-3-23
 42 vs. William & Mary 11-17-23



24 Jeffrey Mills

G, 6-4, 200, Jr.
Flower Mound, TX
(USAFA Prep/Flower Mound)

- 2nd-year starter averaging 8.9 ppg and 3.0 rpg.
- 5th in MW in Assist/Turnover ratio 2.83.
- 9th in MW in steals per game (1.48) and 3rd in mins per game (35.8).
- Has led team in assists a team-best nine times.
- Hit go-ahead three to lift Air Force to 58-57 win at South Dakota.
- vs. Boise: tied career-high w/17 pts. Career-high 5 three's made.
- vs. FS: 15 pts, season-high 6 assists, 3 three's.
- vs. UNM: 8 pts, career-high 9 reb, to go with 4 assists and 3 steals.
- vs. USU: 12 pts, team-high 4 assists.
- vs. UTA: 10 pts, 4 assists, 4 steals in 39 mins.
- vs. SD: 9 pts, 6 reb, 3 assists, career-high 5 steals. Hit key three late in game.
- vs. VMI: 14 pts, 3 reb, 4 assists, 2 steals.
- vs. Lindenwood: Career-high 17 pts, 6-7 from field.

2023-24 Game-by-Game

Opponent	G-S	FG	3FG	FT	O-D	Rb	F	Pts	A	T	B	S	Mn
Portland St.	1-1	1-8	0-5	1-4	1-2	3	3	3	2	1	0	1	36
LIU	1-1	1-5	1-3	1-2	0-2	2	3	4	5	2	0	0	27
Delaware	1-1	2-5	2-3	0-0	1-2	3	3	6	4	0	0	2	36
Lindenwood	1-1	6-7	1-2	4-6	1-5	6	1	17	0	1	0	4	36
William & Mary	1-1	2-7	1-2	3-4	0-1	1	2	8	0	1	0	1	37
Omaha	1-1	2-9	1-6	3-3	0-6	6	2	8	1	1	1	1	38
VMI	1-1	6-10	2-4	0-2	0-3	3	2	14	4	1	0	2	38
South Dakota	1-1	4-10	1-2	0-2	2-4	6	1	9	3	1	0	5	37
Portland	1-1	5-7	0-2	0-0	0-1	1	1	10	4	0	0	0	37
E. Washington	1-1	3-4	2-3	0-0	2-2	4	4	8	2	1	0	3	31
UT Arlington	1-1	4-6	0-0	2-2	0-2	2	3	10	4	3	0	4	39
Northern Colo.	1-1	3-7	1-3	0-0	0-3	3	2	7	2	0	0	2	38
Utah State	1-1	4-7	0-2	4-6	2-0	2	3	12	4	3	0	0	37
Nevada	1-1	2-6	1-2	0-0	0-1	1	5	5	4	1	0	0	35
San Jose St.	1-1	1-8	0-3	0-0	0-0	0	1	2	5	1	0	1	33
Colorado St.	1-1	2-7	0-1	0-0	4-0	4	5	4	3	2	1	0	35
New Mexico	1-1	4-6	0-0	0-1	2-7	9	4	8	4	3	0	3	35
UNLV	1-1	5-8	0-2	1-1	1-2	3	2	11	4	0	0	0	37
Fresno St.	1-1	6-10	3-6	0-0	0-2	2	2	15	6	0	0	2	36
Wyoming	1-1	4-7	1-3	0-0	0-3	3	2	9	4	1	0	0	39
Boise St.	1-1	6-9	5-7	0-0	0-0	0	2	17	3	1	0	0	34
San Diego St.													
Fresno St.													
San Jose St.													
UNLV													
New Mexico													
Boise St.													
Utah State													
Wyoming													
Colorado St.													

Season Highs

Points..... 17 twice
Rebs..... 9 vs. New Mexico 1-20
Assists..... 6 vs. Fresno State 1-27
FGM..... 6, 3x
3FGM..... 5 vs. Boise State 2-3
FTM..... 4 twice
Blk..... 1 twice
Steals..... 5 vs. South Dakota 11-26
Min..... 39 twice

Career Highs

17 twice
 9 vs. New Mexico 1-20-24
 9 vs. UAPB 11-30-22
 6, 3x
 5 vs. Boise State 2-3-24
 6 vs. Portland 11-17-22
 1, 6x
 5 vs. South Dakota 11-26
 39, 3x

Boylan Career Statistics

Year	GP-GS	Min-Avg	FG-A	Pct	3F-A	Pct	FT-A	Pct	Off-Def	Tot	Avg	PF-FO	A	TO	B	St	Pts	Avg
2022-23	6-0	8/1.3	0-1	.000	0-0	.000	0-0	.000	0-0	0	0.0	2-0	0	0	0	0	0	0.0
2023-24	21-21	712/33.9	52-112	.464	22-53	.415	49-66	.742	31-91	122	5.8	65-2	45	40	20	29	175	8.3
TOTAL	27-21	720/26.7	52-113	.460	22-53	.415	49-66	.742	31-91	122	4.5	67-2	45	40	20	29	175	6.5

Mills Career Statistics

Year	GP-GS	Min-Avg	FG-A	Pct	3F-A	Pct	FT-A	Pct	Off-Def	Tot	Avg	PF-FO	A	TO	B	St	Pts	Avg
2021-22	27-1	460/17.1	32-82	.390	6-34	.176	8-19	.421	10-20	30	1.1	35-0	41	29	0	16	78	2.9
2022-23	28-26	646/23.1	50-115	.435	13-43	.302	19-29	.655	19-39	58	2.1	68-1	73	30	3	12	132	4.7
2023-24	21-21	751/35.8	73-153	.477	22-61	.361	19-33	.576	16-48	64	3.0	53-2	68	24	3	31	187	8.9
TOTAL	76-48	1858/24.4	155-350	.443	41-138	.297	46-81	.568	45-107	152	2.0	156-3	182	83	6	59	397	5.2



25 Warren Gorman

G, 6-4, 200, So.
Flower Mound, TX
(USAFA Prep/Flower Mound)

Before Air Force

Team MVP ... also earned team Grindhouse and Minds in Motion Award ... high school coach was Drayne Bryant ... also played club ball for Team Truth and Team Loaded ... also competed in track as a high jumper ... graduated with High Honors, National Honors Society member, Superintendent's Scholar Award, Principal's Academic Excellence Award, AP scholar with honors.

2023-24 Game-by-Game

Opponent	G-S	FG	3FG	FT	O-D	Rb	F	Pts	A	T	B	S	Mn
Portland St.					DNP								
LIU					DNP								
Delaware					DNP								
Lindenwood					DNP								
William & Mary					DNP								
Omaha					DNP								
VMI					DNP								
South Dakota					DNP								
Portland					DNP								
E. Washington					DNP								
UT Arlington					DNP								
Northern Colo.					DNP								
Utah State					DNP								
Nevada					DNP								
San Jose St.					DNP								
Colorado St.					DNP								
New Mexico					DNP								
UNLV					DNP								
Fresno St.					DNP								
Wyoming					DNP								
Boise St.					DNP								
San Diego St.					DNP								
Fresno St.					DNP								
San Jose St.					DNP								
UNLV					DNP								
New Mexico					DNP								
Boise St.					DNP								
Utah State					DNP								
Wyoming					DNP								
Colorado St.					DNP								

Season Highs

Points
Rebs
Assists
FGM
3FGM
FTM
Blk
Steals
Min

Career Highs



31 Rytis Petraitis

F, 6-7, 210, So.
Arlington, TX
(USAFA Prep/The Oak Ridge School)

- Averaging 15.6 ppg, 5.6 rpg, 3.9 apg since returning.
- Missed first 7 games recovering from offseason shoulder surgery.
- vs. FS: 14 pts, 5 reb, 5 assists, 3 blocks in 40 mins.
- vs. UNLV: 2nd ever triple double in program history with 18 pts, 13 reb, 11 assists. Added 2 steals and career-high 3 blocks in 38 mins.
- vs. UNM: 18 pts, 9 free throw attempts, 2 steals in 37 mins.
- vs. CSU: Tied career-high with 22 pts, adding 7 reb, 5 assists, 9 fouls drawn.
- vs. SJSU: 15 pts, 7 reb, 4 assists in 33 mins.
- vs. USU: 15 pts, 4 reb, 2 assists, 2 steals in 25 mins.
- vs. Portland: Game-high 20 pts in 21 mins; 5 reb, 3 steals
- vs. South Dakota: season debut with game-high 18 pts, adding 6 reb, 3 steals.

- Top scoring freshman in MW. 332 pts is 2nd most ever by an AF freshman.
- 6x MW Freshman of the Week (Dec. 12, 19, 26, Jan. 2, Jan. 23, Feb. 20).

- Both of his parents played college basketball at Oregon State.

2023-24 Game-by-Game

Opponent	G-S	FG	3FG	FT	O-D	Rb	F	Pts	A	T	B	S	Mn
Portland St.					DNP								
LIU					DNP								
Delaware					DNP								
Lindenwood					DNP								
William & Mary					DNP								
Omaha					DNP								
VMI					DNP								
South Dakota	1-0	6-12	2-4	4-8	1-5	6	2	18	2	1	0	3	22
Portland	1-0	8-12	1-3	3-5	3-2	5	3	20	2	2	1	3	21
E. Washington	1-0	3-12	0-3	7-9	4-4	8	3	13	4	6	0	2	36
UT Arlington	1-1	7-11	0-1	7-12	1-6	7	3	21	3	2	0	2	32
Northern Colo.	1-1	7-10	3-3	1-2	2-1	3	5	18	8	5	1	0	28
Utah State	1-0	7-12	0-0	1-4	2-2	4	1	15	2	3	1	2	25
Nevada	1-1	5-13	1-2	2-2	0-0	0	2	13	1	3	1	1	34
San Jose St.	1-1	5-8	1-1	4-9	0-7	7	2	15	4	3	1	1	33
Colorado St.	1-1	6-11	1-2	9-10	2-5	7	5	22	5	2	1	1	35
New Mexico	1-1	6-13	2-5	4-9	2-2	4	2	18	2	4	1	2	37
UNLV	1-1	7-11	2-3	2-2	1-12	13	2	18	11	2	3	2	38
Fresno St.	1-1	4-12	1-4	5-8	0-5	5	3	14	5	1	3	1	40
Wyoming	1-1	5-8	0-2	1-2	0-4	4	2	11	5	2	0	2	31
Boise St.	1-1	0-8	0-3	3-4	4-1	5	2	3	1	2	0	0	29
San Diego St.					DNP								
Fresno St.					DNP								
San Jose St.					DNP								
UNLV					DNP								
New Mexico					DNP								
Boise St.					DNP								
Utah State					DNP								
Wyoming					DNP								
Colorado St.					DNP								

Season Highs

Points 22 vs. Colorado State 1-16
Rebs 13 vs. UNLV 1-23
Assists 11 vs. UNLV 1-23
FGM 8 vs. Portland 12-3
3FGM 3 vs. Northern Colorado 12-21
FTM 9 vs. Colorado State 1-16
Blk 3 twice
Steals 3 twice
Min 40 vs. Fresno State 1-27

Career Highs

22 twice
13 twice
11 vs. UNLV 1-23-24
8 twice
3 vs. Northern Colorado 12-21-23
9 vs. Colorado State 1-16-24
3 twice
4 vs. Portland St. 12-3
45 vs. Colorado St. 1-10

Gorman Career Statistics

Year	GP-GS	Min-Avg	FG-A	Pct	3F-A	Pct	FT-A	Pct	Off-Def	Tot	Avg	PF-FO	A	TO	B	St	Pts	Avg
2023-24																		

Petraitis Career Statistics

Year	GP-GS	Min-Avg	FG-A	Pct	3F-A	Pct	FT-A	Pct	Off-Def	Tot	Avg	PF-FO	A	TO	B	St	Pts	Avg
2022-23	32-16	850/26.6	101-209	.483	17-52	.327	113-161	.702	53-145	198	6.2	85-1	87	51	23	30	332	10.4
2023-24	14-10	442/31.6	76-153	.497	14-36	.389	53-86	.616	22-56	78	5.6	37-2	55	38	13	22	219	15.6
TOTAL	46-26	1292/28.1	177-362	.489	31-88	.352	166-247	.672	75-201	276	6.0	122-3	142	89	36	52	551	12.0



32 Kolby Gilles
 F, 6-5, 240, Fr.
 Chicago, IL
 (USAFA Prep/St. Ignatius College Prep)

- 12 games played are the most of any Air Force freshman.
- vs. Boise: Tied career-high with 3 pts.
- vs. UNLV: 1 reb, 1 assist, 1 steal in 2 mins.
- vs. Omaha: two assists in 4 mins.
- vs. LIU: One basket in 4 mins.
- vs. Portland St.: Lone freshman to play, collecting 2 pts and 2 reb in 7 mins.

Before Air Force

Attended the USAFA Prep School in 2022-23 and played on the basketball team ... lettered four years in basketball at St. Ignatius ... led St. Ignatius to a third-place finish in state championships, also earning IHSA conference, 3A regional, 3A sectional and 3A super sectional championships ... All-Chicago Catholic League ... team captain ... earned the team coaches award ... high school coach was Matt Monroe ... high honor roll and Latin National Honor Society member.

2023-24 Game-by-Game

Opponent	G-S	FG	3FG	FT	O-D	Rb	F	Pts	A	T	B	S	Mn
Portland St.	1-0	1-1	0-0	1-2	0-2	2	4	3	0	0	0	0	7
LIU	1-0	1-1	0-0	0-0	0-0	0	1	2	0	0	0	0	4
Delaware					DNP								
Lindenwood	1-0	1-4	0-1	0-2	1-1	2	2	2	0	1	0	0	19
William & Mary	1-0	0-0	0-0	2-2	0-0	0	0	2	1	1	0	0	8
Omaha	1-0	0-0	0-0	0-0	0-0	0	1	0	2	1	0	1	4
VMI	1-0	0-0	0-0	0-2	0-0	0	0	0	1	0	0	0	3
South Dakota	1-0	0-1	0-0	0-0	0-0	0	2	0	0	1	0	0	2
Portland	1-0	0-0	0-0	0-0	0-0	0	0	0	0	0	0	0	2
E. Washington					DNP								
UT Arlington					DNP								
Northern Colo.					DNP								
Utah State	1-0	0-1	0-0	0-0	0-0	0	4	0	0	1	0	0	7
Nevada					DNP								
San Jose St.					DNP								
Colorado St.					DNP								
New Mexico	1-0	0-0	0-0	0-0	0-0	0	0	0	0	1	0	0	3
UNLV	1-0	0-0	0-0	0-0	0-1	1	0	0	1	0	0	1	2
Fresno St.					DNP								
Wyoming					DNP								
Boise St.	1-0	1-2	0-1	1-1	0-0	0	0	3	0	1	0	2	8
San Diego St.													
Fresno St.													
San Jose St.													
UNLV													
New Mexico													
Boise St.													
Utah State													
Wyoming													
Colorado St.													

Season Highs

Points..... 3 vs. Portland St. 11-6
Rebs..... 2 vs. Portland St. 11-6
Assists..... 2 vs. Omaha 11-19
FGM..... 1, 3x
3FGM.....
FTM..... 2 vs. William & Mary 11-17
Blk.....
Steals..... 2 vs. Boise State 2-3
Min..... 19 vs. Lindenwood 11-16

Career Highs



33 Brady Ruggles
 G, 6-6, 195, Fr.
 Wheaton, IL
 (USAFA Prep/Danville HS)

- Has played in seven games in reserve.
- vs. UNLV: 2 pts on 2-3 shooting from line. First career points in 2 mins.
- vs. UNM: One steal in 2 mins.
- vs. LIU: Collegiate debut with one minute.

Before Air Force

Attended the USAFA Prep School and was on the basketball team in 2022-23 ... earned two varsity letters at Danville ... all-state ... team captain ... helped lead Danville to sectional and conference championships ... set school record for most points in a season ... high school coach was Brian Barber ... also played for Mercury Elite, coached by Jon Rush ... academic all-state and high honor roll.

2023-24 Game-by-Game

Opponent	G-S	FG	3FG	FT	O-D	Rb	F	Pts	A	T	B	S	Mn
Portland St.					DNP								
LIU	1-0	0-0	0-0	0-0	0-0	0	0	0	0	0	0	0	1
Delaware					DNP								
Lindenwood	1-0	0-0	0-0	0-0	0-0	0	0	0	0	0	0	0	1
William & Mary					DNP								
Omaha					DNP								
VMI					DNP								
South Dakota					DNP								
Portland	1-0	0-0	0-0	0-0	0-0	0	0	0	0	0	0	0	1
E. Washington					DNP								
UT Arlington					DNP								
Northern Colo.					DNP								
Utah State	1-0	0-0	0-0	0-0	0-1	1	0	0	0	1	0	0	2
Nevada					DNP								
San Jose St.					DNP								
Colorado St.					DNP								
New Mexico	1-0	0-0	0-0	0-0	0-0	0	0	0	0	0	0	1	2
UNLV	1-0	0-0	0-0	2-3	0-0	0	0	2	0	0	0	0	2
Fresno St.					DNP								
Wyoming					DNP								
Boise St.	1-0	0-0	0-0	0-0	0-0	0	0	0	0	0	0	0	2
San Diego St.													
Fresno St.													
San Jose St.													
UNLV													
New Mexico													
Boise St.													
Utah State													
Wyoming													
Colorado St.													

Season Highs

Points..... 2 vs. UNLV 1-23
Rebs..... 1 vs. Utah State 1-2
Assists.....
FGM.....
3FGM.....
FTM..... 2 vs. UNLV 1-23
Blk.....
Steals..... 1 vs. New Mexico 1-20
Min..... 2 twice

Career Highs

Gilles Career Statistics

Year	GP-GS	Min-Avg	FG-A	Pct	3F-A	Pct	FT-A	Pct	Off-Def	Tot	Avg	PF-FO	A	TO	B	St	Pts	Avg
2023-24	12-0	68/5.7	4-10	.400	0-2	.000	4-9	.444	1-4	5	0.4	14-0	5	7	0	4	12	1.0

Ruggles Career Statistics

Year	GP-GS	Min-Avg	FG-A	Pct	3F-A	Pct	FT-A	Pct	Off-Def	Tot	Avg	PF-FO	A	TO	B	St	Pts	Avg
2023-24	7-0	11/1.6	0-0	.000	0-0	.000	2-3	.667	0-1	1	0.1	0-0	0	1	0	1	2	0.3



40 Nate Robinson

G, 5-9, 145, Fr.
Orlando, FL
(Bishop Moore Catholic HS)

Before Air Force

Sharp-shooter Award, Coaches Award and tournament MVP at Bishop Moore ... high school coach was Alain Laroche ... played club ball for Tnt Elite ... graduated with a 4.0 unweighted grade-point average, Mu Alpha Theta, National Honor Society, Athletic Honor Society, Las Avispas and Rho Kappa.

2023-24 Game-by-Game

Opponent	G-S	FG	3FG	FT	O-D	Rb	F	Pts	A	T	B	S	Mn
Portland St.					DNP								
LIU					DNP								
Delaware					DNP								
Lindenwood					DNP								
William & Mary					DNP								
Omaha					DNP								
VMI					DNP								
South Dakota					DNP								
Portland					DNP								
E. Washington					DNP								
UT Arlington					DNP								
Northern Colo.					DNP								
Utah State					DNP								
Nevada					DNP								
San Jose St.					DNP								
Colorado St.					DNP								
New Mexico					DNP								
UNLV					DNP								
Fresno St.					DNP								
Wyoming					DNP								
Boise St.					DNP								
San Diego St.					DNP								
Fresno St.					DNP								
San Jose St.					DNP								
UNLV					DNP								
New Mexico					DNP								
Boise St.					DNP								
Utah State					DNP								
Wyoming					DNP								
Colorado St.					DNP								

Season Highs

Points
Rebs
Assists
FGM
3FGM
FTM
Blk
Steals
Min

Career Highs



51 Wesley Celichowski

C, 7-0, 245, Fr.
Georgetown, IN
(USAFA Prep/Floyd Central HS)

- vs. Boise: Collegiate debut with three mins played.

Before Air Force

Attended USAFA Prep School in 2022-23 and played on basketball team ... averaged 13.5 ppg and 8.5 rpg as a senior at Floyd Central ... 2022 HBCA All-Star, Hoosier Basketball Magazine Top 60 Workout, All-Hoosier Hills Conference ... helped lead Floyd Central to Hoosier Hills Basketball Conference titles in 2021 and 2022 ... part of 2020 and 2022 Sectional Championship teams ... high school coach was Todd Sturgeon ... National Honors Society member ... graduated with 4.3 grade point average ... 2022 Academic All-Star ... played club ball for Louisville Legends, coached by Dion Lee, Clay Ryan and Derrance Lawson ... 2021 NY2LA 17U All-League honorable mention..

2023-24 Game-by-Game

Opponent	G-S	FG	3FG	FT	O-D	Rb	F	Pts	A	T	B	S	Mn
Portland St.					DNP								
LIU					DNP								
Delaware					DNP								
Lindenwood					DNP								
William & Mary					DNP								
Omaha					DNP								
VMI					DNP								
South Dakota					DNP								
Portland					DNP								
E. Washington					DNP								
UT Arlington					DNP								
Northern Colo.					DNP								
Utah State					DNP								
Nevada					DNP								
San Jose St.					DNP								
Colorado St.					DNP								
New Mexico					DNP								
UNLV					DNP								
Fresno St.					DNP								
Wyoming					DNP								
Boise St.	1-0	0-0	0-0	0-0	0-0	0	0	0	0	0	0	0	3
San Diego St.					DNP								
Fresno St.					DNP								
San Jose St.					DNP								
UNLV					DNP								
New Mexico					DNP								
Boise St.					DNP								
Utah State					DNP								
Wyoming					DNP								
Colorado St.					DNP								

Season Highs

Points
Rebs
Assists
FGM
3FGM
FTM
Blk
Steals
Min

Career Highs

Robinson Career Statistics

Year	GP-GS	Min-Avg	FG-A	Pct	3F-A	Pct	FT-A	Pct	Off-Def	Tot	Avg	PF-FO	A	TO	B	St	Pts	Avg
2023-24																		

Celichowski Career Statistics

Year	GP-GS	Min-Avg	FG-A	Pct	3F-A	Pct	FT-A	Pct	Off-Def	Tot	Avg	PF-FO	A	TO	B	St	Pts	Avg
2023-24	1-0	3-3.0	0-0	.000	0-0	.000	0-0	.000	0-0	0	0.0	0-0	0	0	0	0	0	0.0



2023-24 Air Force Men's Basketball Combined Team Statistics All games

Page 1/1
as of Feb 04, 2024

Game Records

Record	Overall	Home	Away	Neutral
ALL GAMES	8-13	4-7	4-5	0-1
CONFERENCE	1-8	0-4	1-4	0-0
NON-CONFERENCE	7-5	4-3	3-1	0-1

Score by Periods

Team	1st	2nd	OT	TOT
Air Force	687	724	23	1434
Opponents	699	765	23	1487

Team Box Score

No.	Player				Total		3-Point		F-Throw		Rebounds											
		GP-GS	MIN	AVG	FG-FGA	FG%	3FG-3FGA	3FG%	FT-FTA	FT%	OFF	DEF	TOT	AVG	PF	DQ	A	TO	BLK	STL	PTS	AVG
5	TAYLOR, Ethan	21-21	800:39	38.1	111-275	.404	69-175	.394	39-49	.796	10	85	95	4.5	39	0	59	42	11	28	330	15.7
31	PETRAITIS, Rytis	14-10	442:17	31.6	76-153	.497	14-36	.389	53-86	.616	22	56	78	5.6	37	2	55	38	13	22	219	15.6
14	BECKER, Beau	21-21	626:19	29.8	124-242	.512	52-123	.423	17-24	.708	19	80	99	4.7	55	0	35	22	19	7	317	15.1
24	MILLS, Jeffrey	21-21	751:30	35.8	73-153	.477	22-61	.361	19-33	.576	16	48	64	3.0	53	2	68	24	3	31	187	8.9
23	BOYLAN, Kellan	21-21	711:36	33.9	52-112	.464	22-53	.415	49-66	.742	31	91	122	5.8	65	2	45	40	20	29	175	8.3
11	BROWN, Byron	21-0	343:34	16.4	28-59	.475	4-17	.235	24-33	.727	18	22	40	1.9	42	2	18	20	3	6	84	4.0
15	GREEN, Corbin	12-0	139:48	11.6	11-27	.407	0-8	.000	10-14	.714	4	29	33	2.8	18	0	13	9	12	6	32	2.7
3	KEARNEY, Luke	12-0	74:23	6.2	10-29	.345	4-19	.211	6-7	.857	2	4	6	0.5	13	1	4	6	2	1	30	2.5
13	BEASLEY, Chase	20-11	276:15	13.8	15-37	.405	2-11	.182	14-22	.636	13	21	34	1.7	25	1	21	27	6	7	46	2.3
32	GILLES, Kolby	12-0	68:27	5.7	4-10	.400	0-2	.000	4-9	.444	1	4	5	0.4	14	0	5	7	0	4	12	1.0
33	RUGGLES, Brady	7-0	10:51	1.6	0-0	.000	0-0	.000	2-3	.667	0	1	1	0.1	0	0	0	1	0	1	2	0.3
10	WALKER, Caleb	1-0	01:18	1.3	0-0	.000	0-0	.000	0-0	.000	0	0	0	0.0	0	0	0	0	0	0	0	0.0
51	CELICHOWSKI, Wesley	1-0	03:03	3.1	0-0	.000	0-0	.000	0-0	.000	0	0	0	0.0	0	0	0	0	0	0	0	0.0
Team											23	29	52					26				
Total		21	4250		504-1097	.459	189-505	.374	237-346	.685	159	470	629	30.0	361	10	323	262	89	142	1434	68.3
Opponents		21	4250		514-1130	.455	160-436	.367	299-407	.735	205	480	685	32.6	347	7	272	248	62	121	1487	70.8

Team Statistics

	USAFA	OPP
Scoring	1434	1487
Points per game	68.3	70.8
Scoring margin	-2.5	-
Field goals-att	504-1097	514-1130
Field goal pct	.459	.455
3 point fg-att	189-505	160-436
3-point FG pct	.374	.367
3-pt FG made per game	9.0	7.6
Free throws-att	237-346	299-407
Free throw pct	.685	.735
F-Throws made per game	11.3	14.2
Rebounds	629	685
Rebounds per game	30.0	32.6
Rebounding margin	-2.7	-
Assists	323	272
Assists per game	15.4	13.0
Turnovers	262	248
Turnovers per game	12.5	11.8
Turnover margin	-0.7	-
Assist/turnover ratio	1.2	1.1
Steals	142	121
Steals per game	6.8	5.8
Blocks	89	62
Blocks per game	4.2	3.0
Winning streak	0	-
Home win streak	0	-
Attendance	18177	42335
Home games-Avg/Game	11-1652	9-4704
Neutral site-Avg/Game	-	1-3752

Team Results

Date	Opponent		Score	Att.
11/06/2023	Portland St.	L	55-62	1417
11/10/2023	at LIU	W	82-67	812
11/12/2023	at Delaware	L	57-65	2028
11/16/2023	Lindenwood	W	76-58	1209
11/17/2023	William & Mary	Wot	80-71	1411
11/19/2023	Omaha	W	58-56	1466
11/22/2023	VMI	W	64-54	1048
11/26/2023	at South Dakota	W	58-57	1633
12/03/2023	at Portland	W	80-58	1043
12/09/2023	Eastern Wash.	L	68-73	2377
12/16/2023	vs UT Arlington	L	73-76	3752
12/21/2023	Northern Colo.	L	79-83	1827
01/02/2024	Utah St.	L	60-88	945
01/09/2024	at Nevada	L	54-67	7645
01/13/2024	San Jose St.	L	67-70	1804
01/16/2024	at Colorado St.	Lot	69-78	6345
01/20/2024	New Mexico	L	66-85	2785
01/23/2024	at UNLV	W	90-58	6392
01/27/2024	at Fresno St.	L	70-84	4433
01/30/2024	Wyoming	L	72-83	1888
02/03/2024	at Boise St.	L	56-94	12004



2023-24 Air Force Men's Basketball Combined Team Statistics In Conference games

Game Records

Record	Overall	Home	Away	Neutral
ALL GAMES	1-8	0-4	1-4	0-0
CONFERENCE	1-8	0-4	1-4	0-0
NON-CONFERENCE	0-0	0-0	0-0	0-0

Score by Periods

Team	1st	2nd	OT	TOT
Air Force	282	317	5	604
Opponents	325	368	14	707

Team Box Score

No.	Player			Total		3-Point		F-Throw		Rebounds												
		GP-GS	MIN	AVG	FG-FGA	FG%	3FG-3FGA	3FG%	FT-FTA	FT%	OFF	DEF	TOT	AVG	PF	DQ	A	TO	BLK	STL	PTS	AVG
31	PETRAITIS, Rytis	9-8	302:45	33.6	45-96	.469	8-22	.364	31-50	.620	11	38	49	5.4	21	1	36	22	11	12	129	14.3
14	BECKER, Beau	9-9	282:17	31.4	48-99	.485	24-57	.421	7-10	.700	10	29	39	4.3	25	0	18	9	3	2	127	14.1
5	TAYLOR, Ethan	9-9	331:31	36.8	39-99	.394	27-66	.409	13-15	.867	5	34	39	4.3	18	0	20	19	3	9	118	13.1
24	MILLS, Jeffrey	9-9	321:45	35.8	34-68	.500	10-26	.385	5-8	.625	9	15	24	2.7	26	2	37	12	1	6	83	9.2
23	BOYLAN, Kellan	9-9	284:35	31.6	23-48	.479	11-22	.500	18-24	.750	10	29	39	4.3	32	2	14	13	6	10	75	8.3
11	BROWN, Byron	9-0	134:35	15.0	15-25	.600	2-5	.400	8-11	.727	14	7	21	2.3	17	1	5	7	0	2	40	4.4
3	KEARNEY, Luke	9-0	70:45	7.9	9-26	.346	4-17	.235	3-3	1.000	2	4	6	0.7	13	1	4	6	2	1	25	2.8
32	GILLES, Kolby	4-0	19:43	4.9	1-3	.333	0-1	.000	1-1	1.000	0	1	1	0.3	4	0	1	3	0	3	3	0.8
33	RUGGLES, Brady	4-0	07:26	1.9	0-0	.000	0-0	.000	2-3	.667	0	1	1	0.3	0	0	0	1	0	1	2	0.5
13	BEASLEY, Chase	9-1	65:16	7.3	1-7	.143	0-3	.000	0-2	.000	3	3	6	0.7	5	0	1	5	3	1	2	0.2
51	CELICHOWSKI, Wesley	1-0	03:03	3.1	0-0	.000	0-0	.000	0-0	.000	0	0	0	0.0	0	0	0	0	0	0	0	0.0
10	WALKER, Caleb	1-0	01:18	1.3	0-0	.000	0-0	.000	0-0	.000	0	0	0	0.0	0	0	0	0	0	0	0	0.0
Team											11	13	24									
Total		9	1825		215-471	.456	86-219	.393	88-127	.693	75	174	249	27.7	161	7	136	111	29	47	604	67.1
Opponents		9	1825		241-477	.505	77-192	.401	148-197	.751	90	197	287	31.9	133	3	135	84	29	53	707	78.6

Team Statistics

	USAFA	OPP
Scoring	604	707
Points per game	67.1	78.6
Scoring margin	-11.4	-
Field goals-att	215-471	241-477
Field goal pct	.456	.505
3 point fg-att	86-219	77-192
3-point FG pct	.393	.401
3-pt FG made per game	9.6	8.6
Free throws-att	88-127	148-197
Free throw pct	.693	.751
F-Throws made per game	9.8	16.4
Rebounds	249	287
Rebounds per game	27.7	31.9
Rebounding margin	-4.2	-
Assists	136	135
Assists per game	15.1	15.0
Turnovers	111	84
Turnovers per game	12.3	9.3
Turnover margin	-3.0	-
Assist/turnover ratio	1.2	1.6
Steals	47	53
Steals per game	5.2	5.9
Blocks	29	29
Blocks per game	3.2	3.2
Winning streak	0	-
Home win streak	0	-
Attendance	7422	36819
Home games-Avg/Game	4-1856	5-7364
Neutral site-Avg/Game	-	0-0

Team Results

Date	Opponent		Score	Att.
01/02/2024	Utah St.	L	60-88	945
01/09/2024	at Nevada	L	54-67	7645
01/13/2024	San Jose St.	L	67-70	1804
01/16/2024	at Colorado St.	Lot	69-78	6345
01/20/2024	New Mexico	L	66-85	2785
01/23/2024	at UNLV	W	90-58	6392
01/27/2024	at Fresno St.	L	70-84	4433
01/30/2024	Wyoming	L	72-83	1888
02/03/2024	at Boise St.	L	56-94	12004

AIR FORCE MEN'S BASKETBALL 2023-24 TV ROSTER



Josh Gatete
Fr. - F - 6-9
Granger, IN



Sam Akinrele
Fr. - G - 6-2
Houston, TX



Dawson Sarblah
Jr. - G - 6-6
Greenville, AL



Luke Kearney
Fr. - F - 6-7
Phoenix, AZ



Wyatt Boeker
Fr. - F - 6-8
Tomball, TX



Ethan Taylor
Jr. - G - 6-5
Houston, TX



Caleb Walker
Fr. - F - 6-9
Jefferson City, MO



Byron Brown
Jr. - G - 6-4
Sahuarita, AZ



Chase Beasley
Jr. - F - 6-6
Fort Washington, MD



Beau Becker
Jr. - F - 6-7
Dallas, TX



Corbin Green
So. - F - 6-5
Midlothian, TX



Solo Jones
So. - F - 6-8
Long Beach, CA



Kellan Boylan
So. - G - 6-7
Overland Park, KS



Jeffrey Mills
Jr. - G - 6-4
Flower Mound, TX



Warren Gorman
Fr. - F - 6-7
Washington, DC



Rytis Petraitis
So. - F - 6-7
Arlington, TX



Kolby Gilles
Fr. - F - 6-5
Chicago, IL



Brady Ruggles
Fr. - G - 6-6
Wheaton, IL




Nate Robinson
Fr. - G - 5-9
Orlando, FL




Wesley Celichowski
Fr. - C - 7-0
Georgetown, IN



Joe Scott
Head
Coach



David Metzendorf
Associate Head
Coach



Jared Czech
Assistant
Coach



Lt. Col. Matt McCraw
Assistant
Coach



Zack Curran
Assistant
Coach



Derek Brooks
Assistant
Coach



Jehyve Floyd
Assistant
Coach



Jon Jordan
Assistant/
Operations