



SAN DIEGO STATE BASKETBALL

2016-17 MEN'S BASKETBALL GAME NOTES

Mike May, Senior Associate Athletics Director of Communications and Media Relations ♦ E-Mail: mmay@mail.sdsu.edu ♦ Office: 619.594.5547 ♦ Cell: 619.957.8372
Darin Wong, Assistant Athletics Director of Media Relations ♦ E-Mail: dwong@mail.sdsu.edu ♦ Office: 619.594.5548 ♦ Cell: 310.489.2378

GAME INFORMATION

Date / Time: Saturday, March 4 / 8 p.m. MT (7 p.m. PT)
Site: WisePies Arena (15,411) / Albuquerque, N.M.
Television: CBS Sports Network
Talent: John Sadak (play-by-play), Jordan Cornette (analysis), Cassie McKinney (sideline)
SDSU Radio: The Mighty 1090 / 105.7 The MAX
Talent: Ted Leitner (play-by-play); Jordan Carruth (pre, half and post)
Live Stats: GoAztecs.com
Series vs. New Mexico: New Mexico leads, 45-38
Streak: New Mexico, W1
at San Diego: San Diego State leads, 25-13
at Albuquerque: New Mexico leads, 27-11
Neutral: New Mexico leads, 5-2
First Meeting: Jan. 2, 1976: SDSU - W, 78-58 in San Diego
Last Meeting: Jan. 1, 2017: UNM - W, 68-62 in San Diego
Fisher vs. New Mexico: 21-19

SCHEDULE / RESULTS

Date	SDSU	Opp.	Opponent (TV/Stream)	Time / Result
N.11	rv/rv		San Diego (ESPN2)	W, 69-59
N.14	rv/rv	14/14	at Gonzaga (ESPN2)	L, 48-69
N.16	rv/rv		San Diego Christian	W, 81-58
N.21		rv/rv	^vs. California (PAC-12 Networks)	W, 77-65
N.28	rv/--		Savannah State	W, 100-67
D.3	rv/--		at Loyola (ESPN3)	L, 59-65
D.7			at Grand Canyon (CW6 - Phoenix)	L, 72-76
D.10			Arizona State (CBS Sports Network)	L, 63-74
D.12			Alabama State (Campus Insiders)	W, 73-41
D.22			#vs. Southern Miss (ESPN2)	W, 66-51
D.23			#vs. Tulsa (ESPN2)	W, 82-63
D.25			#vs. San Francisco (ESPN2)	W, 62-48
J.1			*New Mexico (CBS Sports Network)	L, 62-68
J.4			*at Nevada (ESPN2)	L, 69-72
J.7			*at Boise State (ESPN2)	L, 66-78
J.10			*San José State (ESPN2)	W, 76-61
J.14			*Utah State (ESPN3)	W, 74-55
J.17			*at UNLV (ESPN3)	W, 64-51
J.24			*at Air Force (ESPN3)	L, 57-60
J.28			*Colorado State (CBS Sports Network)	L, 77-78
J.31			*Wyoming (CBS Sports Network)	W, 77-68
F.4			*at Fresno State (ESPN3)	W, 70-67
F.7			*at San José State (CBS Sports Network)	L, 71-76
F.12			*Nevada (CBS Sports Network)	W, 70-56
F.15			*at Utah State (CBS Sports Network)	W, 66-62
F.19			*UNLV (CBS Sports Network)	W, 77-64
F.22			*Fresno State (CBS Sports Network)	L, 55-63
F.25			*at Colorado State (CBS Sports Network)	L, 55-56
M.1			*Air Force (CBS Sports Network)	W, 51-38
M.4			*at New Mexico (CBS Sports Network)	8 p.m. MT
M.8			+at MW First Round	TBD
M.9			+at MW Quarterfinals (CBS Sports Network)	TBD
M.10			+at MW Semifinals (CBS Sports Network)	TBD
M.11			+at MW Finals (CBS)	3 p.m. PT

^ - Golden 1 Center (Sacramento, Calif.); # - Hawaiian Airlines Diamond Head Classic (Stan Sheriff Center; Honolulu, Hawaii); * - Mountain West game; + - Mountain West Championship (Thomas & Mack Center; Las Vegas, Nev.)

GAME 30



SAN DIEGO STATE AZTECS

Record: 17-12 (9-8 Mountain West)
Head Coach: Steve Fisher
Career Record: 568-289 (26th Full Season), **Record at San Diego State:** 384-207 (18th Season)



NEW MEXICO LOBOS

Record: 16-13 (9-8 Mountain West)
Head Coach: Craig Neal
Career Record: 75-51 (4th Season), **Record at New Mexico:** Same

NEWS AND NOTES (through March 2)

- Having clinched a 12th consecutive winning season, San Diego State meets New Mexico in a game with major seeding implications on the line in the regular-season finale Saturday night in Albuquerque.
- San Diego State, which had won a record-tying three consecutive Mountain West regular-season titles and five of the last six regular-season crowns, is currently tied with the Lobos for fifth place in the league standings.
- If SDSU wins, the Aztecs will earn the five seed and will advance to Thursday's quarterfinal round (2:30 p.m. PT). If SDSU losses, the Aztecs will be the six-seed and will play in Wednesday's opening round (4 p.m. PT).
- San Diego State has won four of its last six (4-2) and six of its last nine (6-3) games.
- SDSU had a historic defensive performance on Wednesday in a 51-38 victory over Air Force to claim its 12th consecutive Senior Day victory.
- The Aztecs limited Air Force to a season-low 38 points (20 points beneath its previous low) and improved to 55-1 under Steve Fisher when holding an opponent to less than 50 points in a home game.
- San Diego State is playing its best defense of the season. During its last six games, Aztec opponents are shooting 35.4 percent from the field, 27.6 percent from three-point range and are scoring just 56.5 points per game.
- San Diego State is 7-4 in its last 11 trips to The Pit, with victories in the 2006, 2007, 2008, 2011, 2012, 2015 and 2016 seasons. Since Feb. 4, 2006, the Aztecs are 7-4 in the building while the rest of the nation is a combined 25-149 (14.4 percent).
- The Aztecs have won four of the last five between the teams. In those games, SDSU has limited the Lobos to 56.6 points on 34.2-percent shooting (90-of-263), including 31.4 percent from beyond the arc (22-of-70).
- Despite a 9-8 league record, SDSU still owns a +64 scoring margin in MW games. In five of its eight league defeats, it has owned a lead of at least 11 points. In the other three games, it had a seven-point advantage twice and a shot at the buzzer to force overtime in the other.
- San Diego State is third in the league in conference scoring margin at +3.8.
- Combining the Aztecs' largest leads in their eight conference losses, it totals 80 points, which is an average of 10.0 points. In five of those league defeats, SDSU enjoyed a lead of at least 11 points.
- KenPom lists the Aztecs as the eighth "unluckiest" team in the country (a measure of a team's actual winning percentage and what one would expect from its game-by-game efficiencies). Among the nine unluckiest teams in the nation, SDSU and Indiana (16-14) with an above .500 record. The other eight schools are a combined 80-157 this season.
- San Diego State is 2-9 this season in games decided by eight points or less. Prior to this season, the Aztecs were 50-22 in games decided by six points or less or in overtime. One of those losses was a 68-62 loss to the Lobos on Jan. 1.
- Junior forward **Malik Pope**, who has accounted for nine of SDSU's 28 missed games this season due to injury, is averaging 12.2 points, 7.0 rebounds and 1.7 assists during his last 10 games. During that span, he is shooting 47.4 percent from the field and 41.7 percent from three-point range.
- **Pope** has tied a career-high by scoring in double figures in four consecutive games.
- Senior guard **Matt Shrigley** has reached double figures 21 times in his career, including three times in his last six games. He had 10 points in SDSU's victory Wednesday. SDSU is 25-2, with 11 straight wins, when he scores at least seven points in a game.

LOCK-DOWN DEFENSE

San Diego State's national defensive rankings are beginning to resemble previous seasons. Below is a look at where the Aztecs rank nationally and in the MW.

Category	MW	NR
Field-Goal Pct.	38.7	1 9
2-Point FG Pct.	42.4	1 9
Effective FG Pct.	44.7	1 12
Scoring Defense	62.4	1 14
Blocked Shots	4.72	2 40
Free Throws Att.	17.0	1 42

MW HIGHEST EFFECTIVE FG PCT. / CONFERENCE GAMES

Below is a look at the highest effective field-goal percentages in Mountain West games (minimum 75 FGA, through March 3).

Pl.	Player, School	FG Pct.
1.	Dakarai Allen, San Diego St.	.623
2.	Brandon Clarke, San Jose St.	.611
3.	Quinn Taylor, Utah St.	.582
4.	Deshon Taylor, Fresno St.	.582
5.	Hayden Graham, Air Force	.576

MOST VISITING WINS AT THE PIT SINCE 2005-06

Below are the five schools that have claimed multiple road victories in The Pit in the last 12 seasons.

School	W	L	Pct.
San Diego State	7	4	.636
UNLV	6	6	.500
Brigham Young	3	3	.500
Colorado State	2	9	.182
New Mexico State	2	10	.167

► **Steve Fisher's 21 victories against UNM are the most among active coaches.**

San Diego State

2016-17 Record: 17-12; 9-8 MW

11 Straight Postseason Appearances, 10-Time MW Champions

- The Aztecs have won at least 20 games in a school record 11 straight seasons and 23 or more in eight consecutive seasons.
- San Diego State has advanced to postseason play each of the last 11 seasons (2006 NCAA, 2007-09 NIT, 2010-15 NCAA, 2016 NIT).

Trends:

- SDSU is 10th nationally in winning percentage since the beginning of 2010-11, trailing Gonzaga, Kansas, Wichita State, Kentucky, Duke, Arizona, Louisville, Saint Mary's and North Carolina.
- San Diego State has won 57 straight games when shooting 50 percent or better from the field.

3	Trey Kell Guard, 6-4, 210, Jr.-2L San Diego, Calif. (St. Augustine HS)	PPG 16-17 13.5 MW 13.2 RPG 4.7 5.1 APG 2.9 2.9 FG 39.4 38.3 3FG 26.7 25.7 FT 76.0 71.8 Career Highs: Points: 27 vs. Fresno State (1-19-16) Rebounds: 12 vs. Air Force (3-1-17) Assists: 7 - two times	PPG 16-17 8.8 MW 9.6 RPG 4.0 3.9 APG 1.5 1.3 FG 53.9 58.5 3FG 27.3 36.4 FT 71.4 73.8 Career Highs: Points: 17 at Boise State (1-7-17) Rebounds: 9 vs. SD Christian (11-16-16) Assists: 4 - three times	PPG 16-17 -- MW -- RPG -- -- APG -- -- FG -- -- 3FG -- -- FT -- -- Career Highs: Points: Rebounds: Assists:	PPG 16-17 7.7 MW 7.7 RPG 4.0 3.8 APG 0.4 0.5 FG 34.9 37.8 3FG 34.6 38.8 FT 81.1 78.3 Career Highs: Points: 19 vs. Miss. Valley St. (11-14-14) Rebounds: 9 - two times Assists: 2 - four times	PPG 16-17 1.5 MW 1.2 RPG 2.0 1.3 APG 1.1 0.7 FG 39.5 34.8 3FG 3/8 1/5 FT 2/6 2/4 Career Highs: Points: 9 vs. SD Christian (11-18-15) Rebounds: 9 vs. SD Christian (11-16-16) Assists: 4 vs. Nicholls (12-10-15)	PPG 16-17 9.1 MW 7.0 RPG 6.4 6.0 APG 1.5 1.5 FG 50.9 46.8 3FG 2/12 0/6 FT 75.7 72.1 Career Highs: Points: 18 vs. Savannah State (11-28-16) Rebounds: 13 vs. So. Miss (12-22-16) Assists: 6 at Nevada (1-4-17)	PPG 16-17 5.6 MW 5.3 RPG 2.1 1.7 APG 0.7 0.7 FG 32.6 30.0 3FG 33.1 30.1 FT 64.7 66.7 Career Highs: Points: 16 - two times Rebounds: 5 - five times Assists: 6 vs. Air Force (2-13-16)	PPG 16-17 10.1 MW 10.8 RPG 5.9 6.2 APG 1.5 1.5 FG 45.8 45.6 3FG 34.9 39.3 FT 66.0 71.4 Career Highs: Points: 22 at Colorado State (1-24-15) Rebounds: 12 vs. Washington (3-21-16) Assists: 5 vs. UNLV (3-5-16)	PPG 16-17 3.3 MW 2.8 RPG 1.8 1.6 APG 0.3 0.2 FG 27.4 26.7 3FG 14.3 0/16 FT 82.1 9/11 Career Highs: Points: 21 vs. UMKC (11-14-14) Rebounds: 7 vs. UMKC (11-14-14) Assists: 3 vs. Florida (2-24-15)	PPG 16-17 1.4 MW 1.7 RPG 1.0 1.7 APG 0.0 0.0 FG 33.3 2/4 3FG 1/4 1/2 FT 0/0 0/0 Career Highs: Points: 5 at Utah State (2-15-17) Rebounds: 3 at Utah State (2-15-17) Assists: N/A	PPG 16-17 13.4 MW 11.6 RPG 2.5 2.2 APG 2.1 1.9 FG 42.1 38.3 3FG 38.3 26.8 FT 66.7 66.0 Career Highs: Points: 30 at Nevada (1-4-17) Rebounds: 7 vs. San José State (1-10-17) Assists: 9 vs. Savannah State (11-28-16)	PPG 16-17 2.3 MW 3.1 RPG 3.5 3.7 APG 0.1 0.1 FG 60.5 71.4 3FG 0/0 0/0 FT 36.0 43.8 Career Highs: Points: 10 - three times Rebounds: 8 at Boise State (1-7-17) Assists: 2 vs. New Mexico (12-25-15)	PPG 16-17 13.5 MW 13.2 RPG 4.7 5.1 APG 2.9 2.9 FG 39.4 38.3 3FG 26.7 25.7 FT 76.0 71.8 Career Highs: Points: 27 vs. Fresno State (1-19-16) Rebounds: 12 vs. Air Force (3-1-17) Assists: 7 - two times	PPG 16-17 8.8 MW 9.6 RPG 4.0 3.9 APG 1.5 1.3 FG 53.9 58.5 3FG 27.3 36.4 FT 71.4 73.8 Career Highs: Points: 17 at Boise State (1-7-17) Rebounds: 9 vs. SD Christian (11-16-16) Assists: 4 - three times	PPG 16-17 -- MW -- RPG -- -- APG -- -- FG -- -- 3FG -- -- FT -- -- Career Highs: Points: Rebounds: Assists:	PPG 16-17 7.7 MW 7.7 RPG 4.0 3.8 APG 0.4 0.5 FG 34.9 37.8 3FG 34.6 38.8 FT 81.1 78.3 Career Highs: Points: 19 vs. Miss. Valley St. (11-14-14) Rebounds: 9 - two times Assists: 2 - four times	PPG 16-17 1.5 MW 1.2 RPG 2.0 1.3 APG 1.1 0.7 FG 39.5 34.8 3FG 3/8 1/5 FT 2/6 2/4 Career Highs: Points: 9 vs. SD Christian (11-18-15) Rebounds: 9 vs. SD Christian (11-16-16) Assists: 4 vs. Nicholls (12-10-15)	PPG 16-17 9.1 MW 7.0 RPG 6.4 6.0 APG 1.5 1.5 FG 50.9 46.8 3FG 2/12 0/6 FT 75.7 72.1 Career Highs: Points: 18 vs. Savannah State (11-28-16) Rebounds: 13 vs. So. Miss (12-22-16) Assists: 6 at Nevada (1-4-17)	PPG 16-17 5.6 MW 5.3 RPG 2.1 1.7 APG 0.7 0.7 FG 32.6 30.0 3FG 33.1 30.1 FT 64.7 66.7 Career Highs: Points: 16 - two times Rebounds: 5 - five times Assists: 6 vs. Air Force (2-13-16)	PPG 16-17 10.1 MW 10.8 RPG 5.9 6.2 APG 1.5 1.5 FG 45.8 45.6 3FG 34.9 39.3 FT 66.0 71.4 Career Highs: Points: 22 at Colorado State (1-24-15) Rebounds: 12 vs. Washington (3-21-16) Assists: 5 vs. UNLV (3-5-16)	PPG 16-17 3.3 MW 2.8 RPG 1.8 1.6 APG 0.3 0.2 FG 27.4 26.7 3FG 14.3 0/16 FT 82.1 9/11 Career Highs: Points: 21 vs. UMKC (11-14-14) Rebounds: 7 vs. UMKC (11-14-14) Assists: 3 vs. Florida (2-24-15)	PPG 16-17 1.4 MW 1.7 RPG 1.0 1.7 APG 0.0 0.0 FG 33.3 2/4 3FG 1/4 1/2 FT 0/0 0/0 Career Highs: Points: 5 at Utah State (2-15-17) Rebounds: 3 at Utah State (2-15-17) Assists: N/A	PPG 16-17 13.4 MW 11.6 RPG 2.5 2.2 APG 2.1 1.9 FG 42.1 38.3 3FG 38.3 26.8 FT 66.7 66.0 Career Highs: Points: 30 at Nevada (1-4-17) Rebounds: 7 vs. San José State (1-10-17) Assists: 9 vs. Savannah State (11-28-16)	PPG 16-17 2.3 MW 3.1 RPG 3.5 3.7 APG 0.1 0.1 FG 60.5 71.4 3FG 0/0 0/0 FT 36.0 43.8 Career Highs: Points: 10 - three times Rebounds: 8 at Boise State (1-7-17) Assists: 2 vs. New Mexico (12-25-15)	PPG 16-17 13.5 MW 13.2 RPG 4.7 5.1 APG 2.9 2.9 FG 39.4 38.3 3FG 26.7 25.7 FT 76.0 71.8 Career Highs: Points: 27 vs. Fresno State (1-19-16) Rebounds: 12 vs. Air Force (3-1-17) Assists: 7 - two times	PPG 16-17 8.8 MW 9.6 RPG 4.0 3.9 APG 1.5 1.3 FG 53.9 58.5 3FG 27.3 36.4 FT 71.4 73.8 Career Highs: Points: 17 at Boise State (1-7-17) Rebounds: 9 vs. SD Christian (11-16-16) Assists: 4 - three times	PPG 16-17 -- MW -- RPG -- -- APG -- -- FG -- -- 3FG -- -- FT -- -- Career Highs: Points: Rebounds: Assists:	PPG 16-17 7.7 MW 7.7 RPG 4.0 3.8 APG 0.4 0.5 FG 34.9 37.8 3FG 34.6 38.8 FT 81.1 78.3 Career Highs: Points: 19 vs. Miss. Valley St. (11-14-14) Rebounds: 9 - two times Assists: 2 - four times	PPG 16-17 1.5 MW 1.2 RPG 2.0 1.3 APG 1.1 0.7 FG 39.5 34.8 3FG 3/8 1/5 FT 2/6 2/4 Career Highs: Points: 9 vs. SD Christian (11-18-15) Rebounds: 9 vs. SD Christian (11-16-16) Assists: 4 vs. Nicholls (12-10-15)	PPG 16-17 9.1 MW 7.0 RPG 6.4 6.0 APG 1.5 1.5 FG 50.9 46.8 3FG 2/12 0/6 FT 75.7 72.1 Career Highs: Points: 18 vs. Savannah State (11-28-16) Rebounds: 13 vs. So. Miss (12-22-16) Assists: 6 at Nevada (1-4-17)	PPG 16-17 5.6 MW 5.3 RPG 2.1 1.7 APG 0.7 0.7 FG 32.6 30.0 3FG 33.1 30.1 FT 64.7 66.7 Career Highs: Points: 16 - two times Rebounds: 5 - five times Assists: 6 vs. Air Force (2-13-16)	PPG 16-17 10.1 MW 10.8 RPG 5.9 6.2 APG 1.5 1.5 FG 45.8 45.6 3FG 34.9 39.3 FT 66.0 71.4 Career Highs: Points: 22 at Colorado State (1-24-15) Rebounds: 12 vs. Washington (3-21-16) Assists: 5 vs. UNLV (3-5-16)	PPG 16-17 3.3 MW 2.8 RPG 1.8 1.6 APG 0.3 0.2 FG 27.4 26.7 3FG 14.3 0/16 FT 82.1 9/11 Career Highs: Points: 21 vs. UMKC (11-14-14) Rebounds: 7 vs. UMKC (11-14-14) Assists: 3 vs. Florida (2-24-15)	PPG 16-17 1.4 MW 1.7 RPG 1.0 1.7 APG 0.0 0.0 FG 33.3 2/4 3FG 1/4 1/2 FT 0/0 0/0 Career Highs: Points: 5 at Utah State (2-15-17) Rebounds: 3 at Utah State (2-15-17) Assists: N/A	PPG 16-17 13.4 MW 11.6 RPG 2.5 2.2 APG 2.1 1.9 FG 42.1 38.3 3FG 38.3 26.8 FT 66.7 66.0 Career Highs: Points: 30 at Nevada (1-4-17) Rebounds: 7 vs. San José State (1-10-17) Assists: 9 vs. Savannah State (11-28-16)	PPG 16-17 2.3 MW 3.1 RPG 3.5 3.7 APG 0.1 0.1 FG 60.5 71.4 3FG 0/0 0/0 FT 36.0 43.8 Career Highs: Points: 10 - three times Rebounds: 8 at Boise State (1-7-17) Assists: 2 vs. New Mexico (12-25-15)	PPG 16-17 13.5 MW 13.2 RPG 4.7 5.1 APG 2.9 2.9 FG 39.4 38.3 3FG 26.7 25.7 FT 76.0 71.8 Career Highs: Points: 27 vs. Fresno State (1-19-16) Rebounds: 12 vs. Air Force (3-1-17) Assists: 7 - two times	PPG 16-17 8.8 MW 9.6 RPG 4.0 3.9 APG 1.5 1.3 FG 53.9 58.5 3FG 27.3 36.4 FT 71.4 73.8 Career Highs: Points: 17 at Boise State (1-7-17) Rebounds: 9 vs. SD Christian (11-16-16) Assists: 4 - three times	PPG 16-17 -- MW -- RPG -- -- APG -- -- FG -- -- 3FG -- -- FT -- -- Career Highs: Points: Rebounds: Assists:	PPG 16-17 7.7 MW 7.7 RPG 4.0 3.8 APG 0.4 0.5 FG 34.9 37.8 3FG 34.6 38.8 FT 81.1 78.3 Career Highs: Points: 19 vs. Miss. Valley St. (11-14-14) Rebounds: 9 - two times Assists: 2 - four times	PPG 16-17 1.5 MW 1.2 RPG 2.0 1.3 APG 1.1 0.7 FG 39.5 34.8 3FG 3/8 1/5 FT 2/6 2/4 Career Highs: Points: 9 vs. SD Christian (11-18-15) Rebounds: 9 vs. SD Christian (11-16-16) Assists: 4 vs. Nicholls (12-10-15)	PPG 16-17 9.1 MW 7.0 RPG 6.4 6.0 APG 1.5 1.5 FG 50.9 46.8 3FG 2/12 0/6 FT 75.7 72.1 Career Highs: Points: 18 vs. Savannah State (11-28-16) Rebounds: 13 vs. So. Miss (12-22-16) Assists: 6 at Nevada (1-4-17)	PPG 16-17 5.6 MW 5.3 RPG 2.1 1.7 APG 0.7 0.7 FG 32.6 30.0 3FG 33.1 30.1 FT 64.7 66.7 Career Highs: Points: 16 - two times Rebounds: 5 - five times Assists: 6 vs. Air Force (2-13-16)	PPG 16-17 10.1 MW 10.8 RPG 5.9 6.2 APG 1.5 1.5 FG 45.8 45.6 3FG 34.9 39.3 FT 66.0 71.4 Career Highs: Points: 22 at Colorado State (1-24-15) Rebounds: 12 vs. Washington (3-21-16) Assists: 5 vs. UNLV (3-5-16)	PPG 16-17 3.3 MW 2.8 RPG 1.8 1.6 APG 0.3 0.2 FG 27.4 26.7 3FG 14.3 0/16 FT 82.1 9/11 Career Highs: Points: 21 vs. UMKC (11-14-14) Rebounds: 7 vs. UMKC (11-14-14) Assists: 3 vs. Florida (2-24-15)	PPG 16-17 1.4 MW 1.7 RPG 1.0 1.7 APG 0.0 0.0 FG 33.3 2/4 3FG 1/4 1/2 FT 0/0 0/0 Career Highs: Points: 5 at Utah State (2-15-17) Rebounds: 3 at Utah State (2-15-17) Assists: N/A	PPG 16-17 13.4 MW 11.6 RPG 2.5 2.2 APG 2.1 1.9 FG 42.1 38.3 3FG 38.3 26.8 FT 66.7 66.0 Career Highs: Points: 30 at Nevada (1-4-17) Rebounds: 7 vs. San José State (1-10-17) Assists: 9 vs. Savannah State (11-28-16)	PPG 16-17 2.3 MW 3.1 RPG 3.5 3.7 APG 0.1 0.1 FG 60.5 71.4 3FG 0/0 0/0 FT 36.0 43.8 Career Highs: Points: 10 - three times Rebounds: 8 at Boise State (1-7-17) Assists: 2 vs. New Mexico (12-25-15)	PPG 16-17 13.5 MW 13.2 RPG 4.7 5.1 APG 2.9 2.9 FG 39.4 38.3 3FG 26.7 25.7 FT 76.0 71.8 Career Highs: Points: 27 vs. Fresno State (1-19-16) Rebounds: 12 vs. Air Force (3-1-17) Assists: 7 - two times	PPG 16-17 8.8 MW 9.6 RPG 4.0 3.9 APG 1.5 1.3 FG 53.9 58.5 3FG 27.3 36.4 FT 71.4 73.8 Career Highs: Points: 17 at Boise State (1-7-17) Rebounds: 9 vs. SD Christian (11-16-16) Assists: 4 - three times	PPG 16-17 -- MW -- RPG -- -- APG -- -- FG -- -- 3FG -- -- FT -- -- Career Highs: Points: Rebounds: Assists:	PPG 16-17 7.7 MW 7.7 RPG 4.0 3.8 APG 0.4 0.5 FG 34.9 37.8 3FG 34.6 38.8 FT 81.1 78.3 Career Highs: Points: 19 vs. Miss. Valley St. (11-14-14) Rebounds: 9 - two times Assists: 2 - four times	PPG 16-17 1.5 MW 1.2 RPG 2.0 1.3 APG 1.1 0.7 FG 39.5 34.8 3FG 3/8 1/5 FT 2/6 2/4 Career Highs: Points: 9 vs. SD Christian (11-18-15) Rebounds: 9 vs. SD Christian (11-16-16) Assists: 4 vs. Nicholls (12-10-15)	PPG 16-17 9.1 MW 7.0 RPG 6.4 6.0 APG 1.5 1.5 FG 50.9 46.8 3FG 2/12 0/6 FT 75.7 72.1 Career Highs: Points: 18 vs. Savannah State (11-28-16) Rebounds: 13 vs. So. Miss (12-22-16) Assists: 6 at Nevada (1-4-17)	PPG 16-17 5.6 MW 5.3 RPG 2.1 1.7 APG 0.7 0.7 FG 32.6 30.0 3FG 33.1 30.1 FT 64.7 66.7 Career Highs: Points: 16 - two times Rebounds: 5 - five times Assists: 6 vs. Air Force (2-13-16)	PPG 16-17 10.1 MW 10.8 RPG 5.9 6.2 APG 1.5 1.5 FG 45.8 45.6 3FG 34.9 39.3 FT 66.0 71.4 Career Highs: Points: 22 at Colorado State (1-24-15) Rebounds: 12 vs. Washington (3-21-16) Assists: 5 vs. UNLV (3-5-16)	PPG 16-17 3.3 MW 2.8 RPG 1.8 1.6 APG 0.3 0.2 FG 27.4 26.7 3FG 14.3 0/16 FT 82.1 9/11 Career Highs: Points: 21 vs. UMKC (11-14-14) Rebounds: 7 vs. UMKC (11-14-14) Assists: 3 vs. Florida (2-24-15)	PPG 16-17 1.4 MW 1.7 RPG 1.0 1.7 APG 0.0 0.0 FG 33.3 2/4 3FG 1/4 1/2 FT 0/0 0/0 Career Highs: Points: 5 at Utah State (2-15-17) Rebounds: 3 at Utah State (2-15-17) Assists: N/A	PPG 16-17 13.4 MW 11.6 RPG 2.5 2.2 APG 2.1 1.9 FG 42.1 38.3 3FG 38.3 26.8 FT 66.7 66.0 Career Highs: Points: 30 at Nevada (1-4-17) Rebounds: 7 vs. San José State (1-10-17) Assists: 9 vs. Savannah State (11-28-16)	PPG 16-17 2.3 MW 3.1 RPG 3.5 3.7 APG 0.1 0.1 FG 60.5 71.4 3FG 0/0 0/0 FT 36.0 43.8 Career Highs: Points: 10 - three times Rebounds: 8 at Boise State (1-7-17) Assists: 2 vs. New Mexico (12-25-15)	PPG 16-17 13.5 MW 13.2 RPG 4.7 5.1 APG 2.9 2.9 FG 39.4 38.3 3FG 26.7 25.7 FT 76.0 71.8 Career Highs: Points: 27 vs. Fresno State (1-19-16) Rebounds: 12 vs. Air Force (3-1-17) Assists: 7 - two times	PPG 16-17 8.8 MW 9.6 RPG 4.0 3.9 APG 1.5 1.3 FG 53.9 58.5 3FG 27.3 36.4 FT 71.4 73.8 Career Highs: Points: 17 at Boise State (1-7-17) Rebounds: 9 vs. SD Christian (11-16-16) Assists: 4 - three times	PPG 16-17 -- MW -- RPG -- -- APG -- -- FG -- -- 3FG -- -- FT -- -- Career Highs: Points: Rebounds: Assists:	PPG 16-17 7.7 MW 7.7 RPG 4.0 3.8 APG 0.4 0.5 FG 34.9 37.8 3FG 34.6 38.8 FT 81.1 78.3 Career Highs: Points: 19 vs. Miss. Valley St. (11
----------	-------------------------------------------------------------------------------------	-----------------------------------------------------------------------------------------------------------------------------------------------------------------------------------------------------------------------------------------------------------------------------------------------------------------------	------------------------------------------------------------------------------------------------------------------------------------------------------------------------------------------------------------------------------------------------------------------------------------------------------------------------	-----------------------------------------------------------------------------------------------------------------------------------------------------------------------------------------------------------------------------	---------------------------------------------------------------------------------------------------------------------------------------------------------------------------------------------------------------------------------------------------------------------------------------------------------------	---------------------------------------------------------------------------------------------------------------------------------------------------------------------------------------------------------------------------------------------------------------------------------------------------------------------------------	-------------------------------------------------------------------------------------------------------------------------------------------------------------------------------------------------------------------------------------------------------------------------------------------------------------------------------	-------------------------------------------------------------------------------------------------------------------------------------------------------------------------------------------------------------------------------------------------------------------------------------------------------	--------------------------------------------------------------------------------------------------------------------------------------------------------------------------------------------------------------------------------------------------------------------------------------------------------------------------------	--------------------------------------------------------------------------------------------------------------------------------------------------------------------------------------------------------------------------------------------------------------------------------------------------------------------	--------------------------------------------------------------------------------------------------------------------------------------------------------------------------------------------------------------------------------------------------------------------------------------------------	--------------------------------------------------------------------------------------------------------------------------------------------------------------------------------------------------------------------------------------------------------------------------------------------------------------------------------------	--------------------------------------------------------------------------------------------------------------------------------------------------------------------------------------------------------------------------------------------------------------------------------------------------------------------	-----------------------------------------------------------------------------------------------------------------------------------------------------------------------------------------------------------------------------------------------------------------------------------------------------------------------	------------------------------------------------------------------------------------------------------------------------------------------------------------------------------------------------------------------------------------------------------------------------------------------------------------------------	-----------------------------------------------------------------------------------------------------------------------------------------------------------------------------------------------------------------------------	---------------------------------------------------------------------------------------------------------------------------------------------------------------------------------------------------------------------------------------------------------------------------------------------------------------	---------------------------------------------------------------------------------------------------------------------------------------------------------------------------------------------------------------------------------------------------------------------------------------------------------------------------------	-------------------------------------------------------------------------------------------------------------------------------------------------------------------------------------------------------------------------------------------------------------------------------------------------------------------------------	-------------------------------------------------------------------------------------------------------------------------------------------------------------------------------------------------------------------------------------------------------------------------------------------------------	--------------------------------------------------------------------------------------------------------------------------------------------------------------------------------------------------------------------------------------------------------------------------------------------------------------------------------	--------------------------------------------------------------------------------------------------------------------------------------------------------------------------------------------------------------------------------------------------------------------------------------------------------------------	--------------------------------------------------------------------------------------------------------------------------------------------------------------------------------------------------------------------------------------------------------------------------------------------------	--------------------------------------------------------------------------------------------------------------------------------------------------------------------------------------------------------------------------------------------------------------------------------------------------------------------------------------	--------------------------------------------------------------------------------------------------------------------------------------------------------------------------------------------------------------------------------------------------------------------------------------------------------------------	-----------------------------------------------------------------------------------------------------------------------------------------------------------------------------------------------------------------------------------------------------------------------------------------------------------------------	------------------------------------------------------------------------------------------------------------------------------------------------------------------------------------------------------------------------------------------------------------------------------------------------------------------------	-----------------------------------------------------------------------------------------------------------------------------------------------------------------------------------------------------------------------------	---------------------------------------------------------------------------------------------------------------------------------------------------------------------------------------------------------------------------------------------------------------------------------------------------------------	---------------------------------------------------------------------------------------------------------------------------------------------------------------------------------------------------------------------------------------------------------------------------------------------------------------------------------	-------------------------------------------------------------------------------------------------------------------------------------------------------------------------------------------------------------------------------------------------------------------------------------------------------------------------------	-------------------------------------------------------------------------------------------------------------------------------------------------------------------------------------------------------------------------------------------------------------------------------------------------------	--------------------------------------------------------------------------------------------------------------------------------------------------------------------------------------------------------------------------------------------------------------------------------------------------------------------------------	--------------------------------------------------------------------------------------------------------------------------------------------------------------------------------------------------------------------------------------------------------------------------------------------------------------------	--------------------------------------------------------------------------------------------------------------------------------------------------------------------------------------------------------------------------------------------------------------------------------------------------	--------------------------------------------------------------------------------------------------------------------------------------------------------------------------------------------------------------------------------------------------------------------------------------------------------------------------------------	--------------------------------------------------------------------------------------------------------------------------------------------------------------------------------------------------------------------------------------------------------------------------------------------------------------------	-----------------------------------------------------------------------------------------------------------------------------------------------------------------------------------------------------------------------------------------------------------------------------------------------------------------------	------------------------------------------------------------------------------------------------------------------------------------------------------------------------------------------------------------------------------------------------------------------------------------------------------------------------	-----------------------------------------------------------------------------------------------------------------------------------------------------------------------------------------------------------------------------	---------------------------------------------------------------------------------------------------------------------------------------------------------------------------------------------------------------------------------------------------------------------------------------------------------------	---------------------------------------------------------------------------------------------------------------------------------------------------------------------------------------------------------------------------------------------------------------------------------------------------------------------------------	-------------------------------------------------------------------------------------------------------------------------------------------------------------------------------------------------------------------------------------------------------------------------------------------------------------------------------	-------------------------------------------------------------------------------------------------------------------------------------------------------------------------------------------------------------------------------------------------------------------------------------------------------	--------------------------------------------------------------------------------------------------------------------------------------------------------------------------------------------------------------------------------------------------------------------------------------------------------------------------------	--------------------------------------------------------------------------------------------------------------------------------------------------------------------------------------------------------------------------------------------------------------------------------------------------------------------	--------------------------------------------------------------------------------------------------------------------------------------------------------------------------------------------------------------------------------------------------------------------------------------------------	--------------------------------------------------------------------------------------------------------------------------------------------------------------------------------------------------------------------------------------------------------------------------------------------------------------------------------------	--------------------------------------------------------------------------------------------------------------------------------------------------------------------------------------------------------------------------------------------------------------------------------------------------------------------	-----------------------------------------------------------------------------------------------------------------------------------------------------------------------------------------------------------------------------------------------------------------------------------------------------------------------	------------------------------------------------------------------------------------------------------------------------------------------------------------------------------------------------------------------------------------------------------------------------------------------------------------------------	-----------------------------------------------------------------------------------------------------------------------------------------------------------------------------------------------------------------------------	---------------------------------------------------------------------------------------------------------------------------------------------------------------------------------------------------------------------------------------------------------------------------------------------------------------	---------------------------------------------------------------------------------------------------------------------------------------------------------------------------------------------------------------------------------------------------------------------------------------------------------------------------------	-------------------------------------------------------------------------------------------------------------------------------------------------------------------------------------------------------------------------------------------------------------------------------------------------------------------------------	-------------------------------------------------------------------------------------------------------------------------------------------------------------------------------------------------------------------------------------------------------------------------------------------------------	--------------------------------------------------------------------------------------------------------------------------------------------------------------------------------------------------------------------------------------------------------------------------------------------------------------------------------	--------------------------------------------------------------------------------------------------------------------------------------------------------------------------------------------------------------------------------------------------------------------------------------------------------------------	--------------------------------------------------------------------------------------------------------------------------------------------------------------------------------------------------------------------------------------------------------------------------------------------------	--------------------------------------------------------------------------------------------------------------------------------------------------------------------------------------------------------------------------------------------------------------------------------------------------------------------------------------	--------------------------------------------------------------------------------------------------------------------------------------------------------------------------------------------------------------------------------------------------------------------------------------------------------------------	-----------------------------------------------------------------------------------------------------------------------------------------------------------------------------------------------------------------------------------------------------------------------------------------------------------------------	------------------------------------------------------------------------------------------------------------------------------------------------------------------------------------------------------------------------------------------------------------------------------------------------------------------------	-----------------------------------------------------------------------------------------------------------------------------------------------------------------------------------------------------------------------------	--------------------------------------------------------------------------------------------------------------------------------------------------------------------------------------------------------------------------------------------------

SCHEDULE / RESULTS

Date	Opponent (Televison/Stream)	Time/Result	Note
N.11	San Diego (ESPN2)	W, 69-59	► Hemsley: Career-high 25 points on career-high 9 FGs; Kell: 23 points; 1st time two Aztecs with at least 20 points since 1-15-12
N.14	at [14/14] Gonzaga (ESPN2)	L, 48-69	► Hemsley and Kell score a team-high 14 points; SDSU limits Gonzaga to 39.4 percent shooting and 33.3 percent from three-point range
N.16	San Diego Christian	W, 81-58	► Four players score in double figures, led by Hemsley's 23 points; SDSU shoots 56.1 percent and holds Hawks to 32.3 percent shooting
N.21	^vs. [rv/rv] California (PAC-12 Networks)	W, 77-65	► Five players score at least 10 points; Pope (14 pts., 5 rebs.) and Hoetzel (11 pts., 7 rebs.) make season debuts
N.28	Savannah State	W, 100-67	► Cheatham: 18 pts. (6-6 FG), 8 rebs.; Hemsley: 14 pts., 9 ast., 0 TO; SDSU holds SSU to season-low 67 points after averaging 93.6 ppg
D.3	at Loyola (ESPN3)	L, 59-65	► Aztecs outrebound LU, but allow them to shoot 50.9 percent from field, including 57.1 percent in 2nd half; Kell: 16 pts. (CH 4 3FG)
D.7	at Grand Canyon (CW6 - Phoenix)	L, 72-76	► Hemsley: Career-high 28 pts. (career-high 7 3FG); Grand Canyon shoots 51.8 percent from the field, including 58.3 percent in 2nd half
D.10	Arizona State (CBS Sports Network)	L, 63-74	► Aztecs, who led by 7 at halftime, allow ASU to shoot 50% from the floor, 50% from three and 100% from FT line in the 2nd half
D.12	Alabama State (Campus Insiders)	W, 73-41	► SDSU shoots 55.6 percent from the field and limits Alabama State to 25.0 percent shooting; Pope: 16 pts. (6-10 FG), 7 rebs.
D.22	#vs. Southern Miss (ESPN2)	W, 66-51	► San Diego State leads at halftime, 36-20, thanks to 46.4 percent shooting; Cheatham: 16 pts., CH 13 rebs.
D.23	#vs. Tulsa (ESPN2)	W, 82-63	► With game tied at 52, SDSU takes 10 straight three-pointers and makes seven; Hemsley: 20 pts. (5-7 3FG); Kell: 19 pts., CH 5 stls.
D.25	#vs. San Francisco (ESPN2)	W, 62-48	► Hold the nation's fifth-best three-point shooting team to 20.0 percent (4-20); Cheatham: 16 pts., 11 rebs., Most Outstanding Player
J.1	*New Mexico (CBS Sports Network)	L, 62-68	► San Diego State leads at halftime, 36-25, but gets outscored, 43-26 in the second half; Hemsley: 16 pts.; Kell: 12 pts., 5 ast., 3 stl.
J.4	*at Nevada (ESPN2)	L, 69-72	► SDSU nearly completes rally after trailing by 10 with 5:21 left in 2nd half; Hemsley: CH 30 pts. (6-12 3FG); Hoetzel: 15 pts. (5-9 3FG)
J.7	*at Boise State (ESPN2)	L, 66-78	► Aztecs jump out to 21-10 lead, but cannot hold on; Five Broncos score in double figures; Allen: CH 17 pts; Hoetzel: 16 pts. (5-8 3FG)
J.10	*San José State (ESPN2)	W, 76-61	► Five players score in double figures; SDSU has 17 assists on 25 baskets; Aztecs limit SJSU to .310 FG (.100 3FG) in first half
J.14	*Utah State (ESPN3)	W, 74-55	► SDSU opens game by making 13 of first 16 FGs, including 12 straight at one point; Pope returns after missing 6 games (9 pts., 5 rebs.)
J.17	*at UNLV (ESPN3)	W, 64-51	► Kell turns a two-point SDSU lead and turns it into a 13-point win after scoring 16 of the Aztecs' final 20 points; Kell: 24 pts. (9-15 FG)
J.24	*at Air Force (ESPN3)	L, 57-60	► San Diego State leads by as 14 points and by 10 at halftime; Aztecs go 1-for-10 from three in second half, get outscored, 36-23
J.28	*Colorado State (CBS Sports Network)	L, 77-78	► SDSU allows Rams to rally from 13 points down in the second half; Hemsley's game-winning attempt at buzzer falls short
J.31	*Wyoming (CBS Sports Network)	W, 77-68	► Aztecs force 17 turnovers, 14 of which came off steals; SDSU enjoyed 25-7 advantage in points off turnovers; Pope: 17 pts., 8 rebs.
F.4	*at Fresno State (ESPN3)	W, 70-67	► SDSU snaps Fresno State's 11-game winning streak in one-possession games; Kell scores all 22 points in the second half
F.7	*at San José State (CBS Sports Network)	L, 71-76	► Aztecs charged with 15 turnovers, leading to 27 SJSU points; SDSU: .373 FG, 66.7 FT (14-21); SJSU: .439 FG, .885 FT (23-26)
F.12	*Nevada (CBS Sports Network)	W, 70-56	► SDSU holds Nevada to .299 FG, Marcus Marshall to 4 pts. (1-10 FG, 0-7 3FG); Kell: 17 pts. to become 1K scorer; Pope: 12 pts., 10 rebs.
F.15	*at Utah State (CBS Sports Network)	W, 66-62	► SDSU forces 15 turnovers, uses 10-0 run late in 2nd half to pull away; Kell: 15 of game-high 21 pts. came in 2nd half; Hemsley: 13 pts.
F.19	*UNLV (CBS Sports Network)	W, 77-64	► Aztecs win 10th straight game vs. UNLV; SDSU shoots 50.9 percent from floor; Pope: 17 pts., 9 rebs.; Shrigley/Hemsley: 16 pts. each
F.22	*Fresno State (CBS Sports Network)	L, 55-63	► San Diego State scores first seven points of game, but cannot sustain the lead; SDSU: .346 FG, .211 3FG; Allen/Hemsley: 13 pts. each
F.25	*at Colorado State (CBS Sports Network)	L, 55-56	► Aztecs fall on an Emmanuel Omagbo three-pointer with four seconds left; SDSU allows 20 offensive rebounds; Allen: 12 pts., 8 rebs.
M.1	*Air Force (CBS Sports Network)	W, 51-38	► SDSU shoots 28.8 percent and Air Force shoots 25.0 percent; Pope: 11 pts., 8 rebs., 3 ast., 2 blk.; Kell: career high 12 rebs.; 4 ast.
M.4	*at New Mexico (CBS Sports Network)	8 p.m. MT	► Won 2 straight and 7 of last 11 at The Pit; Since 05-06, SDSU is 7-4 at UNM, rest of the country: 22-151
M.8	+at MW First Round	TBD	► SDSU has never played in the first round of the MW Championship; Teams that finish in 6th-11th place play in the first round
M.9	+at MW Quarterfinals (CBS Sports Network)	TBD	► San Diego State has won nine straight MW quarterfinal games
M.10	+at MW Semifinals (CBS Sports Network)	TBD	► The Aztecs are 7-1 in their last eight MW semifinal games and have won three straight
M.11	+at MW Finals (CBS)	3 p.m. PT	► SDSU has reached the MW championship game three straight seasons and in seven of the last eight years

^ - Golden 1 Center (Sacramento, Calif.), # - Hawaiian Airlines Diamond Head Classic (Stan Sheriff Center; Honolulu, Hawaii), * - Mountain West game, + - MW Championship (Thomas & Mack Center; Las Vegas, Nev.)

- Long known as one of the best defensive players in the country (see page 47 of the media guide), senior guard **Dakarai Allen** has continued his strong offensive play. In his last 10 games, he is averaging 9.9 points, 4.2 rebounds and 1.3 assists. During that stretch, he has made 38-of-66 attempts from the floor (57.6 percent).
- **Allen** leads all MW players in effective field-goal percentage in league games at 62.3 percent (minimum 75 FGA).
- **Allen** is one of just five players in the Steve Fisher era to record at least 300 rebounds, 100 assists, 100 steals and 50 blocked shots, joining Marcus Slaughter, Chase Tapley, Lorenzo Wade and Billy White.
- Once again, San Diego State is the top-ranked defensive unit in the conference. In MW games only, the Aztecs rank first in points allowed (63.1), field-goal percentage defense (38.7 percent) and blocked shots (4.8 bpg), and second in steals (6.8 spg).
- In each of the last three seasons, SDSU has led the Mountain West (all games) in points allowed per game and field-goal percentage defense. The Aztecs this season own the top defense in terms of points allowed (62.4) and field-goal percentage defense (38.7).

SERIES HISTORY VS. NEW MEXICO

- This is the 84th meeting between New Mexico and San Diego State with the Lobos owning a 45-38 advantage in the series.
- Since 2010, San Diego State has won 11 of the 19 meetings (11-8) with New Mexico.
- Since the 2005-06 campaign, San Diego State has won 17 of the last 27 meetings (17-10).
- Steve Fisher has guided SDSU to 21 of its 38 all-time wins vs. New Mexico and eight of the school's 11 victories at The Pit.
- Since 2006, San Diego State has beaten the Lobos on Bob King Court seven times. Since that MW championship season, the Aztecs are 7-4 at The Pit.
- Since the start of 2005-06, SDSU has handed New Mexico seven of their 33 home losses, which is the most by any opponent.
- San Diego State has won seven of the last nine (7-2) and nine of the last 12 (9-3) at home vs. New Mexico.
- Twelve of the last 14 meetings between SDSU and UNM at Viejas Arena have been decided by 10 points or less, and 20 of the last 23 have also had a winning margin of 10 or less.
- At neutral sites, New Mexico has won five of the seven all-time meetings (5-2).

SDSU vs. UNM	G-GS	FG-A	3FG-A	FT-A	REB	AVG.	A	TO	BS	ST	PTS	AVG	HI
Trey Kell	5-3	14-45	6-26	15-18	13	2.6	11	6	1	7	49	9.8	15
Jeremy Hemsley	3-2	16-36	4-16	13-16	9	3.0	3	6	1	3	49	16.3	23
Malik Pope	4-1	13-22	5-9	8-8	15	3.8	5	3	2	4	39	9.8	20

MEDIA RELATIONS

MEDIA RELATIONS OFFICE

Fowler Athletics Center
5302 55th Street, Suite 3014
San Diego, CA 92182
■ Office: 619.594.5547
■ Fax: 619.582.6541

MIKE MAY

Senior Associate A.D. of Communications and Media Relations

- Coach Fisher Interviews
- E-Mail: mmay@mail.sdsu.edu
- Office: 619.594.5547
- Cell: 619.957.8372

DARIN WONG

Assistant A.D. - Media Relations

- Student-Athlete Interviews
- E-Mail: dwong@mail.sdsu.edu
- Office: 619.594.5547
- Cell: 310.489.2378
- Twitter: @dwong_

STAY CONNECTED

- Athletics Website: goaztecs.com
- Twitter: @GoAztecs / @Aztec_MBB
- Facebook: facebook.com/goaztecs
- Instagram: @goaztecs
- YouTube: youtube.com/goaztecscom

SERIES HISTORY VS. NEW MEXICO

NEW MEXICO LEADS, 45-38

Home: 25-13, Away: 11-27, Neutral: 2-5

Date	Location		Score
J.2.76	*San Diego (SA)	W	78-58
D.20.76	Albuquerque	L	104-107
J.25.79	*San Diego (SA)	W	78-72
F.24.79	*Albuquerque	L	78-84
J.19.80	*Albuquerque	L	72-73
E.14.80	*San Diego (SA)	W	76-74
J.30.81	*Albuquerque	L	98-100
M.7.81	*San Diego (SA)	W	92-84
J.14.82	*San Diego (SA)	W	78-62
F.20.82	*Albuquerque	W	86-79
F.3.83	*Albuquerque	W	61-37
M.5.83	*San Diego (SA) (d)	W	77-73
J.14.84	*Albuquerque	W	74-68
E.11.84	*San Diego (SA) (d)	W	61-60
J.18.85	*Albuquerque	L	85-94
F.16.85	*San Diego (SA)	W	99-80
M.8.85	^N-El Paso, Texas (SF)	W	98-84
J.16.86	*San Diego (SA)	W	71-68
M.1.86	*Albuquerque	ot-L	92-95
J.3.87	*San Diego (SA)	L	84-88
E.14.87	*Albuquerque	L	66-76
J.14.88	*San Diego (SA) (18)	W	64-59
F.12.88	*Albuquerque	L	85-93
J.21.89	*San Diego (SA) (d)	L	76-83
M.2.89	*Albuquerque	L	72-102
J.18.90	*San Diego (SA)	W	78-62
F.24.90	*Albuquerque	L	69-91
J.17.91	*San Diego (SA)	W	52-51
J.24.91	*Albuquerque	L	68-79
J.16.92	*Albuquerque	L	68-90
J.25.92	*San Diego (SA) (d)	L	61-71
J.17.93	*San Diego (PG) (d)	L	52-77
F.20.93	*Albuquerque	L	55-71
J.13.94	*Albuquerque	L	59-72
F.17.94	*San Diego (PG)	L	61-65
M.10.94	^N-Salt Lake City (QF)	L	46-61
J.9.95	*San Diego (PG)	ot-W	72-69
F.25.95	*Albuquerque	L	42-67
J.8.96	*Albuquerque (25)	L	74-77
E.22.96	*San Diego (SA)	L	78-83
M.7.96	^Albuquerque (QF)	L	75-94
J.7.99	*Albuquerque (15)	L	60-90
E.8.99	*San Diego (CA) (17)	L	60-85
F.5.00	*San Diego (CA) (d)	L	57-78
F.26.00	*Albuquerque	L	49-78
J.8.01	*San Diego (CA)	L	67-75
E.17.01	*Albuquerque (d)	L	54-72
F.2.02	*Albuquerque	W	78-65
F.28.02	*San Diego (CA)	W	84-71
J.25.03	*Albuquerque	L	62-66
E.24.03	*San Diego (CA)	W	89-73
F.2.04	*San Diego (CA)	W	72-68
F.28.04	*Albuquerque	L	60-72
J.31.05	*Albuquerque	L	71-88
F.26.05	*San Diego (CA)	L	61-78
M.11.05	^N-Denver (PC) (SF)	L	67-77
J.25.06	*San Diego (CA)	W	75-69
E.25.06	*Albuquerque (d)	W	73-66
J.17.07	*San Diego (CA)	W	73-68
F.20.07	*Albuquerque	ot-W	81-74
J.12.08	*Albuquerque	W	72-67
E.13.08	*San Diego (CA)	L	63-73
J.21.09	*San Diego (CA)	W	81-76
F.21.09	*Albuquerque (d)	L	49-75
J.5.10	*San Diego (VA) (15/14)	W	74-64
E.6.10	*Albuquerque (d) (15/23) (.02.7)	ot-L	86-88
M.12.10	^N-Las Vegas (SF) (8/8)	W	72-69
J.15.11	*Albuquerque (d)	W	87-77
E.16.11	*San Diego (VA)	W	68-62
J.18.12	*Albuquerque	W	75-70
F.15.12	*San Diego (VA)	L	67-77
M.10.12	^N-Las Vegas (CH) (d)	L	59-68
J.26.12	*San Diego (VA) (d) (15/17)	W	55-34
E.27.13	*Albuquerque (14/14)	L	60-70
M.15.13	^N-Las Vegas (SF) (15/14)	L	50-60
F.22.14	*Albuquerque	L	44-58
M.8.14	*San Diego (VA) (21/21)	W	51-48
M.15.14	^N-Las Vegas (CH) (d) (20/20)	L	58-64
J.6.15	*San Diego (VA)	W	56-42
F.17.15	*Albuquerque	W	63-46
E.6.16	*San Diego (VA) (.06.6)	ot-W	78-71
M.1.16	*Albuquerque	W	83-56
J.1.17	*San Diego (VA) (d)	L	62-68

SA - San Diego Sports Arena, PG - Peterson Gym, CA - Cox Arena, VA - Viejas Arena, d - Day Game, 1R - First Round, QF - Quarterfinal, SF - Semifinal, CH - Championship, N - Neutral, PC - Pepsi Center, (#/#) - Opponent National Ranking, X:XX - Game-Tying or -Winning Shot

Dakarai Allen	6-1	10-20	1-6	4-4	15	2.5	5	7	3	7	25	4.2	11
Zylan Cheatham	3-3	8-12	1-1	8-10	16	5.3	2	7	4	5	25	8.3	9
Matt Shrigley	7-2	5-21	4-20	4-5	11	1.6	5	3	1	3	17	2.4	8
Max Hoetzel	1-1	4-6	2-4	0-0	4	4.0	1	0	0	0	10	10.0	10
Valentine Izundu	1-0	4-4	0-0	1-1	3	3.0	0	1	3	1	9	9.0	9
D'Erryl Williams	3-0	0-2	0-0	0-0	2	0.7	1	1	0	0	0	0.0	0
Montaque Gill-Caesar	1-0	0-3	0-3	0-0	1	1.0	1	1	0	0	0	0.0	0
Ben Perez	1-0	0-0	0-0	0-0	0	0	0	0	0	0	0	0.0	0

WINDOW WIPER

- Trey Kell, a guard, collected a career-high 12 rebounds vs. Air Force. All 12 rebounds were on the defensive glass. He fell one rebound shy of tying San Diego State's season record of 13, set by Zylan Cheatham vs. Southern Miss.
- Kell had the most rebounds for an Aztec off the bench since Dwayne Polee II had 12 against St. Katherine's on Dec. 27, 2013 and the most against a Mountain West opponent since Tim Shelton had 12 vs. UNLV on March 7, 2009. The junior guard did not start due to Senior Night.
- For the game, Kell had six points, 12 rebounds, four assists and two steals to become the only San Diego State player in the last 21 years (since 1996-97) to come off the bench to post a line of at least those figures.

VIP ONLY

- Dakarai Allen joined a club that only had two members after the Aztecs defeated UNLV at home on Feb. 19. The victory gave the senior 50 conference wins in his career, something that only former teammates Winston Shepard and Skylar Spencer accomplished. Each of those players saw action in 55 Mountain West victories.
- Allen enters his final conference game with 51 MW wins.
- Another senior, Matt Shrigley, has a chance to join the trio. The forward has 49 league wins to his credit.

A LITTLE BIT OF THIS, A LITTLE BIT OF THAT

- Since the home game vs. Wyoming, Trey Kell has led the team in either points, rebounds or assists, and in five of those nine games, he has led in two of the three categories.
- In his recent game, he led the Aztecs in rebounding (career-high 12) and assists (4).
- Kell has not led in any of the three categories in just two conference games.

TRIPLE-SINGLE

- Trey Kell finished with six points, seven rebounds and seven assists in the home win vs. UNLV. It was the closest an Aztec has gotten to reaching a triple-double since Winston Shepard last season vs. IPFW in the first round of the NIT.
- The numbers might not sound flashy, but two of his six points came with the shot clock at two seconds after UNLV had closed to within six points after a 9-0 run with 3:38 left in the second half.
- His seven rebounds marked the fifth straight game in which he corralled at least that many.
- His seven assists matched a career high and was against zero turnovers and zero fouls in 36 minutes.

KELL NEWEST MEMBER OF 1,000-POINT CLUB

- Trey Kell became the newest member of San Diego State's 1,000-point club on Feb. 12 vs. Nevada. The junior is the 31st Aztec to accomplish the feat and it occurred with 7:16 left in the first half when he made two free throws to give him four points. He ultimately finished with a team-high 17 points, giving him 1,013 for his career, which put him in 28th place.
- Kell currently has 1,065 points, which is 24th all-time and he trails Eddie Morris (1980-81-82-83) with 1,089 points.

DIFFERENCE MAKER

- Malik Pope returned vs. Utah State after a six-game absence due to a knee injury. He posted nine points, five rebounds, one assist and one blocked shot in 23 minutes of a 74-55 home victory.
- In his second game back following his six-game absence, the junior was enjoying a solid performance at Air Force before a strained neck sidelined him after a scary fall. In just 14 minutes, Pope had seven points, four rebounds, one blocked shot and one steal, and SDSU was ahead by six points before ultimately falling by three points.
- More recently, Pope has been a beast. In his last 10 games, he is averaging 12.2 points, 7.0 rebounds and 1.7 assists. He is shooting 47.4 percent from the field during that stretch. In this run includes his outing against Colorado State, in which he finished with a season high 19 points to go with seven rebounds and two assists in just 22 minutes, and his effort vs. Wyoming, when he posted 17 points, eight rebounds, a team-high three assists and a career-high four steals. In a home win vs. Nevada, he had 12 points and 10 rebounds, and nearly missed a double-double one week later vs. UNLV with 17 points and a game-high nine boards.
- Over his career, when he has scored at least eight points, San Diego State has gone 30-7 in those games. When he has scored at least 10 points, the Aztecs are 19-7 in his career.

PUTTING THE BALL IN THE BASKET

- Dakarai Allen is shooting 53.9 percent from the field after entering this season as a 39.7-percent career shooter. Among Division I players listed at 6-5 or shorter and with a minimum 175 field-goal attempts, his 53.9-percent accuracy ranks 15th nationally, through March 1 games.
- When looking at just his two-point field-goal percentage (.627), Allen ranks ninth nationally among players at 6-5 or shorter with at least 175 attempts (through March 1). With no height requirement, Allen ranks 34th in the country.

BIG 20 MINUTES

- Trey Kell has enjoyed some impressive second-half efforts this season. Below are a few of them.
- San Diego State led UNLV on the road, 44-42, with 9:55 left in the second half and the Aztecs called timeout 16 seconds later. Coming

out of the break, Steve Fisher told Trey Kell, "I need you for these last nine-and-a-half minutes." How did he respond? The junior scored SDSU's next seven points, 13 of the next 15 points and 16 of its final 20 points to complete the 64-51 win. Kell finished with a career-high-tying nine field goals (9-15).

■ At Fresno State, the junior scored all 22 points in the final frame on 7-of-11 shooting, including 2-for-3 from bonus distance, and 6-of-7 from the charity stripe. He nearly equaled his season high of 24 and was five points shy of matching his personal best.

■ The guard also had a season-high seven rebounds, two assists and a team-best two steals, which helped SDSU snap Fresno State's 11-game winning streak vs. conference foes in one possession games (three points or less), which was the nation's longest such streak at game time. The Aztecs also put an end to the Bulldogs' 13-game home winning streak vs. Mountain West opponents and their nine-game overall home winning streak.

■ At Utah State, Kell had another nice final 20 minutes, scoring 15 of his game-high 21 points. In the final nine minutes alone, he scored 11 points.

FLAME THROWER

■ Max Hoetzel has added a different dimension to the team -- deadly three-point shooting. The sophomore is second on the team with 46 treys despite missing four games due to injury. In conference games only, Hoetzel owns a team-best 31 three-pointers and is hitting them at a 38.8-percent clip, which ranks ninth in the Mountain West.

■ Twice in conference play he has made a career-high five three-pointers and he has knocked down multiple three-pointers 13 times this season.

NO LOVE ON VALENTINE'S DAY

■ Valentine Izundu has been quite intimidator on the defensive end since the start of Mountain West play. The graduate transfer has blocked multiple shots in 10 league games, six of which have featured at least three rejections. In his last 10 games played, he has 21 blocked shots, including a season-high four at UNLV.

■ Izundu ranks fourth in the MW in conference games only with 1.9 blocked shots per game, while only playing 17.1 minutes.

■ The Houston, Texas, native has also connected on 20 of his 28 field-goal attempts in conference.

AZTEC STAPLE: DEFENSE

■ The Aztecs have been one of the elite defensive teams in the nation over the last few seasons and this year they returned eight let-winners off a team that finished first in the nation last season in field-goal percentage defense (.373), third in scoring defense (60.6), fifth in total blocked shots (207), sixth in total rebounds (1,475), seventh in three-point field-goal percentage defense (.300) and 10th in blocked shots per game (5.4).

■ This season, the Aztecs rank 14th nationally in points allowed (62.4) and eighth in field-goal percentage defense (.387) through March 1 games. Both figures are first in the Mountain West.

■ SDSU was fourth nationally last year in defensive adjusted efficiency (90.3), according to KenPom. In other defensive metrics, the Aztecs were first in effective field-goal percentage (.425), second in three-point percentage (.294), fourth in block percentage (.150) and fifth in two-point percentage (.416).

■ 2013-14 ranks: 2nd in scoring defense, 6th in scoring margin, 8th in field-goal percentage defense.

■ 2014-15 ranks: 2nd in scoring defense, 7th in field-goal percentage defense, 24th in blocked shots.

GOOD LUCK GETTING 70

■ The Aztecs have been one of the top defensive teams nationally and teams have had issues scoring 70 points as just six of their 29 opponents have broken the 70-point barrier. Dating to last season, SDSU has allowed just seven of its last 43 foes to hit the mark.

■ Since the start of 2015-16 Mountain West season through the first 29 games of the season, only eight teams have scored at least 70 points. SDSU is 38-16 over that time frame and allowing 61.7 points per game, good for fifth nationally, through March 1 games.

■ In home games, 17 of the last 20 visitors, have failed to score 70 points.

SHRIG-THREE

■ Matt Shrigley has knocked down 40 three-pointers in his last 24 games played.

■ He is making 33.1-percent of his attempts from behind the arc and his accuracy to date is a welcomed sight after he made just 14-of-49 (.286) last season after returning in late January from an ACL injury suffered in July.

■ The Aztecs are 10-2 this season and 31-6 in his career when he makes multiple treys in a game.

MOVING THE BALL

■ The Aztecs moved the ball the best they have all season in wins over San José State and Utah State. SDSU racked up 31 assists on 53 field goals. Break that down into games and it comes out to 17 assists on 25 buckets vs. SJSU (68.0 percent) and 14 dimes on 28 field goals (50.0 percent).

■ In both of those games, SDSU shot 48.0 percent or better from the field. Against the Spartans, the Aztecs finished at 48.1 percent and then followed that with a season-high 57.1-percent showing vs. the Aggies.

ROWDY IN RENO

■ Jeremy Hemsley had a night in Reno vs. Nevada. The sophomore, who missed his first five shots, rebounded to make 12 of his next 20 and ultimately finished with a career-high 30 points, thanks in part to his 6-for-12 three-point shooting performance.

■ Hemsley's 30-point game was the first for an Aztec since Xavier Thames scored 30 vs. North Dakota State in the NCAA tournament on March 22, 2014.

■ He became the 35th player this season with at least 30 points and zero turnovers in a game and the first Aztec to do so since at least 1996-97. Hemsley was also the sixth player this season to have a line of at least 30 points, five assists and no miscues.

DIAMOND HEAD CLASSIC CHAMPIONS

■ The Aztecs won the 2016 Hawaiian Airlines Diamond Head Classic in Honolulu, Hawaii, over the Christmas holiday. All three victories

AMONG THE BEST

BEST FOOTBALL AND MEN'S BASKETBALL WINNING PERCENTAGE SINCE THE BEGINNING OF THE 2010-11 ACADEMIC YEAR (through March 1)

Rk.	Team	W	L	Pct.
1.	Ohio State	260	81	76.2
2.	Louisville	257	83	75.6
3.	Wisconsin	255	87	74.6
4.	Oregon	253	88	74.2
5.	San Diego State	249	88	73.9
6.	Arizona	245	93	72.5
7.	North Carolina	249	96	72.2
8.	Michigan State	246	96	71.9
9.	Duke	241	95	71.7
10.	Brigham Young	236	101	70.0

BEST MEN'S BASKETBALL WINNING PERCENTAGE SINCE THE BEGINNING OF THE 2010-11 SEASON (through March 1)

Rk.	Team	W	L	Pct.
1.	Gonzaga	204	39	84.0
2.	Kansas	210	43	83.0
3.	Wichita State	204	42	82.9
4.	Kentucky	207	49	80.9
5.	Duke	198	49	80.2
6.	Arizona	198	50	79.8
7.	Louisville	194	55	77.9
8.	Saint Mary's	179	53	77.2
9.	North Carolina	194	60	76.4
10.	San Diego State	186	58	76.2

PRESEASON MOUNTAIN WEST POLL

Rk.	Team	Points	1P Votes
1.	San Diego State	293	23
2.	Nevada	253	--
3.	New Mexico	249	3
4.	Fresno State	200	1
5.	Boise State	164	--
6.	Utah State	153	--
7.	Colorado State	146	--
8.	UNLV	120	--
9.	Air Force	90	--
10.	Wyoming	73	--
11.	San José State	41	--

All-MW Team

Trey Kell, Jr., G, San Diego State

Cameron Oliver, So., F, Nevada

Elijah Brown, Jr., G, New Mexico

Jalen Moore, Sr., W, Utah State

Tim Williams, Jr., F, New Mexico

Player of the Year: Elijah Brown, Jr., G, New Mexico

Co-Freshmen of the Year: Jalen McDaniels, F, San Diego State; Koby McEwen, G, Utah State

Newcomer of the Year: Montaque Gill-Caesar, So., G, San Diego State

POLL TRACKER

SAN DIEGO STATE IN THE TOP-25 POLLS

Week	Associated Press		Coaches	
	Rk.	Points	Rk.	Points
Preseason	rv (30)	48	rv (35)	17
Nov. 14	rv (29)	54	rv (31)	20
Nov. 21	--	--	--	--
Nov. 28	rv (1-39)	1	--	--
Dec. 5	--	--	--	--
Dec. 12	--	--	--	--
Dec. 19	--	--	--	--
Dec. 26	--	--	--	--
Jan. 2	--	--	--	--
Jan. 9	--	--	--	--
Jan. 16	--	--	--	--
Jan. 23	--	--	--	--
Jan. 30	--	--	--	--
Feb. 6	--	--	--	--
Feb. 13	--	--	--	--
Feb. 20	--	--	--	--
Feb. 27	--	--	--	--

AP POLL BREAKDOWN

Total Polls Ranked	66
Top 10 Rankings	21
Longest Consecutive Polls Ranked	23
Current Streak	0

Seasons Ranked	5
Consecutive Seasons Ranked	0

Highest Ranking	4 (Jan. 24, 2011)
Record As Ranked Team	97-22
Record As Ranked Team vs. AP Top 25	6-9
Record As Ranked Team vs. Unranked	91-13

LAST TIME SAN DIEGO STATE WAS...

Ranked: Feb. 23, 2015
Ranked In The Top 15: Dec. 1, 2014 (13th)
Ranked In The Top 10: March 10, 2014 (T-8th)
Ranked In The Top 5: Feb. 10, 2014 (5th)

RANK	WEEKS	RECORD
No. 1		
No. 2		
No. 3		
No. 4	1	1-1
No. 5	3	4-1
No. 6	8	12-3
No. 7	5	10-0
No. 8	1	2-1
No. 9	1	2-0
No. 10	2	3-0
No. 11	1	2-0
No. 12		
No. 13	7	8-6
No. 14	1	2-0
No. 15	2	2-3
No. 16	4	7-0
No. 17	4	6-1
No. 18	5	9-1
No. 19	2	2-1
No. 20	2	0-1
No. 21	2	4-0
No. 22	3	2-2
No. 23	1	1-0
No. 24	5	6-1
No. 25	6	9-0
TOTALS	66	97-22

(Southern Miss - 15, Tulsa - 19, San Francisco - 14) were by double figures and came by an average of 16.0 points.

- With the tournament win, it gave Steve Fisher his second victory at the event. He and his 1992 Michigan team won what was then called the Rainbow Classic.
- The Aztecs became the first Mountain West team to win the tournament, which has been in existence since 2009. Prior to the victory, MW teams were 0-3 in the title game.
- San Diego State, which has experienced success in eight-team tournament events, improved to 13-2 in those type of events since the start of the 2008-09 campaign.
- During the run, Aztecs have made the championship game all five times, winning the 2009 Great Alaska Shootout, the 2013 Wooden Legacy and the 2016 Diamond Head Classic. SDSU fell short in the 2012 Diamond Head Classic and the 2014 Maui Invitational.

ANSWERING THE BELL

- A major reason SDSU won the Diamond Head Classic was its ability to put teams away when the score was tight.
- In the opening round game vs. Southern Miss, the Golden Eagles trimmed an 18-point deficit down to five with 11:59 left in the second half. How did the Aztecs answer? They went on an 18-4 run that gave them a 66-47 lead with 2:03 to go.
- Against Tulsa in the semifinals, San Diego State had to twice answer the call. The Aztecs fell behind, 8-0, and a few minutes later, they were ahead, 14-11. SDSU went into halftime up, 41-37, but found itself tied at 52 with 11:08 left. San Diego State went on to attempt 10 straight three-pointers, making seven, and later led, 73-56, with 5:47 left in the second half (21-4 run).
- On Christmas in the title game vs. San Francisco, the Dons crept to within two points with 11:46 to go in the second half (41-39). The Aztecs answered with a Matt Shrigley three-pointer, the first of two straight, which spurred a 16-8 run that gave SDSU a 10-point lead with 4:19 left. USF never got closer than nine points the rest of the way as the Aztecs captured the tournament trophy.

BREAKOUT PERFORMANCE

- Zylan Cheatham introduced himself to the nation with his three performances at the Diamond Head Classic. In three games, all on ESPN2, the sophomore averaged 15.7 points, 9.3 rebounds, 1.3 assists and 1.3 steals, while shooting 66.7 percent from the field (14-21) and 85.7 percent from the free-throw line (18-21). He also had the No. 8 play on SportsCenter's Top 10 on Christmas night.
- In the opener vs. Southern Miss, he had a game-high 16 points and a career-high 13 rebounds to go with three assists. Against Tulsa, he went for 15 points, four rebounds and two steals. And finally in the title game vs. San Francisco, he produced a team-high 16 points and a game-high 11 rebounds, while adding two steals.
- At the end of the tournament, Cheatham was named the Most Outstanding Player and was joined on the all-tournament team by Trey Kell (13.3 ppg, 3.7 rpg, 4.0 apg, 1.0 tpg).

TREY AND NOT TREY KELL

- The Aztecs made a ton of treys at the Diamond Head Classic and Trey Kell played a major role. But as a team, San Diego State made 29 three-pointers over three games to set a tournament record, besting the previous record of 28.
- SDSU made seven vs. Southern Miss, 13 vs. Tulsa and nine vs. San Francisco. For the tournament, it shot 29-for-85 or 34.1 percent.
- Jeremy Hemsley led the way with eight three-pointers, Matt Shrigley had seven, Kell had five, Max Hoetzel had three, Malik Pope and Dakarai Allen each had two, and Zylan Cheatham and Montaque Gill-Caesar had one apiece.

HELPING OTHERS

- Jeremy Hemsley assisted on nine San Diego State baskets vs. Savannah State and had no turnovers in 28 minutes. His 9-assist, 0-turnover performance marked the second time since 1996-97 that an Aztec had at least nine assists and zero turnovers. Chase Tapley, who is a student manager for the team, accomplished the feat vs. Division III Pomona-Pitzer on Dec. 31, 2009. Hemsley is the first to do it since 1996-97 vs. a Division I team.
- Trey Kell had seven assists and one turnover vs. the Tigers. He and Hemsley became the 20th and 21st Aztecs to have at least seven assists and one turnover or less in a game since 1996-97.

100 EMOJI

- The 100 emoji could have been used multiple times following SDSU's game vs. Savannah State. The Aztecs scored 100 points and Zylan Cheatham shot 100 percent from the floor after his 6-for-6 performance.
- It was the 41st time the Aztecs reached the 100-point mark and first since Dec. 27, 2013, when they put up 118 on St. Katherine College. It was the first time SDSU scored 100 points vs. a Division I team since Dec. 12, 2006, vs. Campbell.
- As for Cheatham, his 6-for-6 effort was tied for the third-best shooting night in the Steve Fisher era, which is in its 18th season. It is the eighth time an Aztec has made all six of his attempts from the field. Only Billy White in 2009 (12-for-12) and Aerick Sanders in 2003 (11-for-11) were better.
- Cheatham later put up another 100-percent shooting night, going 5-for-5 from the floor against Alabama State. He finished that game with 11 points, six rebounds, three assists, two blocked shots and one steal.

DEFENSIVE STOPPER

- Dakarai Allen, known clogging passing lanes, blocked a game- and career-high five shots vs. San Diego Christian. His effort made him the fourth player nationally, standing at 6-5 or shorter, to have at least five rejections in a game this season. At an Aztec level, he became the first such player to accomplish the feat since 1996-97.
- Allen currently ranks second on the team in steals (36) and blocked shots (24).

20-POINT DUO

- Jeremy Hemsley and Trey Kell, one of the top backcourts in the nation, exploded for 25 and 23 points, respectively, in the season opener vs. San Diego. The two became the first Aztec teammates to score at least 20 points in a game since Jamaal Franklin scored 24 points and James Rahon added 22 vs. UNLV on Jan. 15, 2012.

COMING NEXT YEAR....

- SDSU signed a pair of players from Southern California on the first day of the early signing period on Nov. 9. Inking National Letters of Intent were a versatile wing in Jordan Schakel and combo guard Adam Seiko.
- Hailing from Torrance, Schakel helped Bishop Montgomery High School to the Del Rey League championship and an appearance in the CIF State Open Division regional final last season as a junior. A versatile wing, Schakel averaged 18.1 points and 7.1 rebounds, and knocked down 81 three-pointers en route to Daily Breeze all-area first-team and all-CIF Southern Section Open Division accolades. Standing at 6-6, 180 pounds, Schakel is a four-star player by both ESPN and Scout, and the 137th player nationally on the Rivals 150.
- Seiko, a native of Chatsworth, inks with San Diego State out of Sierra Canyon High School. The 6-4, 195-pound combo guard averaged 9.0 points, 3.2 rebounds and 2.0 assists as junior, while knocking down 50.8 percent of his field-goal attempts (.424 3FG) over his prep career, according to MaxPreps. Seiko helped Sierra Canyon to the CIF Southern Section Open Division finals and the Open Division state regionals. He is a three-star player by Rivals.

TOUGH AWAY FROM HOME

- SDSU is 88-45 (66.2 percent) in road/neutral games since March 6, 2010, which is the seventh-highest winning percentage nationally.

BEST ROAD/NEUTRAL RECORDS, SINCE MARCH 6, 2010 (through March 1)

Rk.	Team	W	L	Pct.
1.	Gonzaga	104	30	77.6
2.	Wichita State	99	34	74.4
3.	Kansas	102	39	72.3
4.	Duke	99	41	70.7
5.	Kentucky	97	44	68.8
6.	Arizona	86	43	66.7
7.	San Diego State	88	45	66.2
8.	Louisville	80	42	65.6
9.	North Carolina	96	51	65.3
10.	Saint Mary's	71	38	65.1

- Included in that stretch are victories at Kansas, at Arizona, at Gonzaga, at New Mexico (four times), at UNLV (nine times), at California, at Utah State (twice), at Utah and at USC. Also included are neutral court victories over UCLA, California (twice), Marquette, Creighton, New Mexico, BYU (twice), Oklahoma, Pittsburgh and St. John's.

ATOP THE MOUNTAIN

- Since the beginning of the Mountain West in 1999-00, San Diego State has the most men's basketball championships than any other current member of the league, which is a remarkable feat considering the Aztecs went 0-14 in league play the first season (1999-2000) and 4-10 the second year (2000-01). Here is the list of current Mountain West schools with their regular-season championships (includes ties) and tournament championships: 1. San Diego State 10, New Mexico 8, t-3. UNLV 3, t-3. Wyoming 3, 5. Air Force 1, Colorado State 1, Boise State 1, Fresno State 1.

MOUNTAIN WEST RECORDS (through March 1), SINCE 2010-11 SEASON (includes MW Championship)

Rk.	Team	W	L	Pct.	RS Championships	Tourney Championships
1.	San Diego State	100	34	74.6	5	1
2.	New Mexico	82	48	63.1	2	3
3.	Colorado State	74	54	57.8	0	0
4.	Boise State	60	49	55.0	1	0
5.	Fresno State	51	43	54.3	0	1
6.	UNLV	67	63	51.5	0	0
7.	Nevada	42	50	45.7	0	0
8.	Utah State	34	43	44.2	0	0
9.	Wyoming	51	75	40.5	0	1
10.	Air Force	39	85	31.5	0	0
11.	San José State	12	61	16.4	0	0

STREAKING THROUGH CALIFORNIA

- SDSU had won 47 straight games vs. teams from the state of California, a streak that dated to Dec. 2, 2009, before falling at Fresno State, 59-57, on Jan. 3, 2015.
- The Aztecs are now 62-6 in their last 68 vs. California schools and 50-1 in their last 50 vs. non-league California teams (50-0 in last 50 in games played indoors).
- San Diego State has also beaten seven Pac-12 schools during this remarkable run.
- The 47-game winning streak vs. California schools was the longest active streak in the country ahead of second-place BYU (22 straight vs. Colorado teams) and Pittsburgh (22 straight vs. Pennsylvania teams).

NICE RUN

- San Diego State is a member of the California State University system and it had won 22 straight home games against CSU schools dating to the 2000-01 campaign. The streak ended on Feb. 22, 2017, when Fresno State earned a 63-55 victory. Prior to the defeat, the Aztecs' last loss to a Cal State school at home happened back on Jan. 5, 2000, against Cal State Fullerton, which occurred during Steve Fisher's first season at SDSU.
- SDSU has also won 21 consecutive non-conference games vs. its fellow CSU institutions. The Aztecs have not suffered a loss since Nov. 27, 2000, at Fresno State (WAC).

QUICK FACTS

GENERAL

Location	San Diego, Calif., 92182
Founded	1897
Enrollment	32,396
Nickname	Aztecs
Colors	Scarlet and Black
PMS Color	185
Arena	Viejas Arena at Aztec Bowl
Opened	1997
Capacity	12,414
Affiliation	NCAA Division I
Conference	Mountain West
President	Dr. Elliot Hirshman
Alma Mater (Year)	Yale (1983)
Athletics Director	John David Wicker
Alma Mater (Year)	Mississippi State (1992)
Athletic Department Phone	619-594-3019
Ticket Office Phone	619-283-7378
	or 619-283-SDSU

HISTORY

Seasons of Basketball (Entering 2016-17)	96th
First Season of Basketball	1921-22
All-Time Record (Entering 2016-17)	1,423-1,087-1
NCAA Tournament Appearances	13
Seasons of Div. I Basketball (Entering 2016-17)	47th
First Season of Div. I Basketball	1970-71
All-Time Div. I Record (Entering 2016-17)	735-642
NCAA Div. I Tournament Appearances	11
Last NCAA Appearance	2015
NIT Appearances	6
Last NIT Appearance	2016

MEDIA RELATIONS

Sr. Assoc. AD/Communications & Media Relations	Mike May
May Cell Phone	619-957-8372
May E-mail	mmay@mail.sdsu.edu
Asst. AD/Media Relations	Darin Wong
Wong Cell Phone	310-489-2378
Wong E-mail	dwong@mail.sdsu.edu
SID Mailing Address	Aztec Media Relations
	Fowler Athletics Center
	5302 55th Street, Suite 3014
	San Diego State University
	San Diego, CA 92182
SID Main Office Number	619-594-5547
SID Fax Number	619-582-6541

LEADERS OF THE MOUNTAIN WEST

MOST MOUNTAIN WEST CHAMPIONSHIPS (current members only)

Rk.	Team	MW Titles
1.	San Diego State	10
2.	New Mexico	8
3.	UNLV	3
	Wyoming	3
5.	Air Force	1
	Boise State	1
	Colorado State	1
	Fresno State	1

MOST MOUNTAIN WEST CHAMPIONSHIPS WON BY A HEAD COACH IN LEAGUE HISTORY

Rk.	Team	MW Titles
1.	Steve Fisher, San Diego State	10
2.	Steve Alford, New Mexico	6
3.	Dave Rose, Brigham Young	4
4.	Steve Cleveland, Brigham Young	3
5.	five tied with	2

PRETTY GOOD WHEN LOW ON TIME

■ The Aztecs have been good at preparing when short on time. When there is less than 24 hours to prepare, SDSU is 17-2 in its last 19 regular-season tries.

PROGRAM NOTES ENTERING 2016-17

■ San Diego State has won at least 20 games and advanced to the postseason 11 straight years (seven NAAs, four NITs). In those 11 seasons, the Aztecs have averaged 26 victories.

■ The Aztecs have won at least one postseason tournament game in an NCAA-sponsored event (NCAA or NIT) four years in a row (2013 NCAA third round, 2014 NCAA Sweet 16, 2015 NCAA third round, 2016 NIT semifinals), which is tied for the fifth-longest active streak.

■ SDSU has reached the postseason and appeared in 11 straight NCAA-sponsored tournaments (NCAA or NIT), which is tied for the eighth-longest active streak nationally.

■ SDSU has won at least 27 games the last three years and has averaged nearly 29 wins during that span (28.7).

■ San Diego State has won at least 23 games in eight straight seasons (27.5 wins per year).

■ SDSU is one of six schools to win at least 23 games every season from 2008-09 to 2015-16 (BYU, Duke, Gonzaga, Kansas, VCU).

■ The Aztecs have won Mountain West regular-season crown (outright or shared) five times in the last six years.

■ The Aztecs will feature a 2016-17 roster that will have a total of 603 games under their collective belt, which is more than both of the program's NCAA Sweet 16 squads. The 2010-11 group entered the year with 523 career games played, while the 2013-14 team boasted 450 career Division I outings at the start of that campaign.

■ San Diego State returns 72.6 percent of its scoring, 61.2 percent of its rebounding, 62.7 percent of its assists, 48.8 percent of its blocked shots, 69.8 percent of its steals, and 95.5 percent of its three-point field goals.



JEFF JACOBS JAM CENTER

On Aug. 23, 2015, San Diego State held a grand-opening ceremony for the 23,500-square-foot Jeff Jacobs JAM Center. The \$15-million facility is located just south of Fowler Athletics Center and east of the San Diego State football practice fields. The JAM Center includes:

- Two full-length basketball courts
- Locker rooms
- Team lounges
- Coaches locker rooms
- Eight baskets
- Two scoreboards
- Athletic training room
- Film room equipped with 80-inch short throw projector with write-on capability
- Keiser strength equipment

Hundreds of supporters contributed to the effort to make the Jeff Jacobs JAM Center a reality. In addition to the naming gift from Jeff Jacobs, Hal and Debby Jacobs, Steve and Lisa Altman and Jim Morris, creating the name "JAM" Center, sizeable donations were made from the Manna Charitable Foundation and the Walter and Betty Zable Foundation.



SDSU BROADCAST ROSTER

San Diego State at New Mexico | WisePies Arena | March 4, 2017



2
BEN PEREZ

Guard
6-3, 175, Sophomore-1L
San Marcos, Calif.
USAF Prep Academy

PPG: -- RPG: -- APG: --
FG%: -- 3FG: -- FT%: --



3
TREY KELL

Guard
6-4, 210, Junior-2L
San Diego, Calif.
St. Augustine HS

PPG: 13.5 RPG: 4.7 APG: 2.9
FG%: 39.4 3FG: 26.7 FT%: 76.0



4
DAKARAI ALLEN

Guard
6-5, 200, Senior-3L
Elk Grove, Calif.
Sheldon High

PPG: 8.8 RPG: 4.0 APG: 1.5
FG%: 53.9 3FG: 27.3 FT%: 71.4



5
JALEN MCDANIELS

Forward
6-9, 190, Freshman-HS
Federal Way, Wash.
Federal Way High

PPG: -- RPG: -- APG: --
FG%: -- 3FG: -- FT%: --



10
MAX HOETZEL

Forward
6-9, 210, Sophomore-TR
Calabasas, Calif.
Indiana

PPG: 7.7 RPG: 4.0 APG: 0.4
FG%: 34.9 3FG: 34.6 FT%: 81.1



11
D'ERRYL WILLIAMS

Guard
6-3, 205, Senior-3L
Sacramento, Calif.
Sheldon High

PPG: 1.5 RPG: 2.0 APG: 1.1
FG%: 39.5 3FG: 3/8 FT%: 2/6



12
EMMANUEL WILSON

Guard
6-2, 185, Freshman-RS
Dallas, Texas
Plano East Senior High

PPG: 0.3 RPG: 0.3 APG: 0.0
FG%: 0/4 3FG: 0/3 FT%: 1/2



14
ZYLAN CHEATHAM

Forward
6-9, 215, Sophomore-1L
Phoenix, Ariz.
South Mountain High

PPG: 9.1 RPG: 6.4 APG: 1.5
FG%: 50.9 3FG: 2/12 FT%: 75.7



20
MATT SHRIGLEY

Guard
6-6, 190, Senior-3L
San Diego, Calif.
La Costa Canyon High


PPG: 5.6 RPG: 2.1 APG: 0.7
FG%: 32.6 3FG: 33.1 FT%: 64.7



21
MALIK POPE

Forward
6-10, 220, Junior-2L
Sacramento, Calif.
Laguna Creek High

PPG: 10.1 RPG: 5.9 APG: 1.5
FG%: 45.8 3FG: 34.9 FT%: 66.0



23
MONTAQUE GILL-CAESAR

Guard
6-6, 215, Sophomore-TR
Vaughan, Ontario, Canada
Missouri

PPG: 3.3 RPG: 1.8 APG: 0.3
FG%: 27.4 3FG: 14.3 FT%: 82.1



24
NOLAN NARAIN

Forward
6-9, 220, Freshman-RS
Hamilton, Ontario, Canada
La Lumiere School (Ind.)

PPG: 1.4 RPG: 1.0 APG: 0.0
FG%: 33.3 3FG: 1/4 FT%: 0/0



33
NIKSHA FEDERICO

Forward
6-7, 200, Senior-SQ
San Diego, Calif.
Cathedral Catholic High

PPG: -- RPG: -- APG: --
FG%: -- 3FG: -- FT%: --



42
JEREMY HEMSLEY

Guard
6-3, 190, Sophomore-1L
Rancho Cucamonga, Calif.
Damien High

PPG: 13.4 RPG: 2.5 APG: 2.1
FG%: 42.1 3FG: 38.3 FT%: 66.7



45
VALENTINE IZUNDU

Center
6-10, 240, Senior-TR
Houston, Texas
Washington State

PPG: 2.3 RPG: 3.5 APG: 0.1
FG%: 60.5 3FG: 0/0 FT%: 36.0

2016-17 SAN DIEGO STATE ALPHABETICAL ROSTER

No.	Name	Pos.	Ht.	Wt.	Yr.	Exp.	Most Recent Div. I Season			Hometown (High School/Previous School)
							PPG	RPG	APG	
4	Dakarai Allen	G	6-5	200	Sr.	3L	6.4	2.7	1.2	Elk Grove, Calif. (Sheldon High)
14	Zylan Cheatham	F	6-9	220	So.	1L	7.9	5.4	0.9	Phoenix, Ariz. (South Mountain High)
33	Niksha Federico	F	6-7	200	Sr.	SQ	1.1	0.1	0.1	San Diego, Calif. (Cathedral Catholic High)
23	Montaque Gill-Caesar	G	6-6	215	So.	TR	9.1	3.0	0.5	Vaughan, Ontario, Canada (Huntington Prep (W.Va.)/Missouri)
42	Jeremy Hemsley	G	6-3	190	So.	1L	12.0	2.4	1.8	Rancho Cucamonga, Calif. (Damien High)
10	Max Hoetzel	F	6-9	210	So.	TR	2.4	1.3	0.3	Calabasas, Calif. (Wilbraham & Monson Academy (Mass.)/Indiana)
45	Valentine Izundu	C	6-10	240	Sr.	TR	3.8	2.7	0.3	Houston, Texas (Lamar Consolidated High/Washington State)
3	Trey Kell	G	6-4	210	Jr.	2L	12.6	3.7	1.4	San Diego, Calif. (St. Augustine High)
5	Jalen McDaniels	F	6-9	190	Fr.	HS	--	--	--	Federal Way, Wash. (Federal Way High)
24	Nolan Narain	F	6-9	220	Fr.	RS	--	--	--	Hamilton, Ontario, Canada (La Lumiere School (Ind.))
2	Ben Perez	G	6-3	175	So.	1L	2.9	0.8	0.2	San Marcos, Calif. (Air Force Prep Academy (Colo.))
21	Malik Pope	F	6-10	220	Jr.	2L	7.3	5.0	0.8	Sacramento, Calif. (Laguna Creek High)
20	Matt Shrigley	F	6-6	190	Sr.	3L	2.4	1.0	0.6	San Diego, Calif. (La Costa Canyon High)
11	D'Erryl Williams	G	6-3	205	Sr.	3L	1.3	0.7	0.3	Sacramento, Calif. (Sheldon High)
12	Emmanuel Wilson	G	6-2	185	Fr.	RS	--	--	--	Dallas, Texas (Plano East Senior High)

2016-17 SAN DIEGO STATE NUMERICAL ROSTER

No.	Name	Pos.	Ht.	Wt.	Yr.	Exp.	Most Recent Div. I Season			Hometown (High School/Previous School)
							PPG	RPG	APG	
2	Ben Perez	G	6-3	175	So.	1L	2.9	0.8	0.2	San Marcos, Calif. (Air Force Prep Academy (Colo.))
3	Trey Kell	G	6-4	210	Jr.	2L	12.6	3.7	1.4	San Diego, Calif. (St. Augustine High)
4	Dakarai Allen	G	6-5	200	Sr.	3L	6.4	2.7	1.2	Elk Grove, Calif. (Sheldon High)
5	Jalen McDaniels	F	6-9	190	Fr.	HS	--	--	--	Federal Way, Wash. (Federal Way High)
10	Max Hoetzel	F	6-9	210	So.	TR	2.4	1.3	0.3	Calabasas, Calif. (Wilbraham & Monson Academy (Mass.)/Indiana)
11	D'Erryl Williams	G	6-3	205	Sr.	3L	1.3	0.7	0.3	Sacramento, Calif. (Sheldon High)
12	Emmanuel Wilson	G	6-2	185	Fr.	RS	--	--	--	Dallas, Texas (Plano East Senior High)
14	Zylan Cheatham	F	6-9	220	So.	1L	7.9	5.4	0.9	Phoenix, Ariz. (South Mountain High)
20	Matt Shrigley	F	6-6	190	Sr.	3L	2.4	1.0	0.6	San Diego, Calif. (La Costa Canyon High)
21	Malik Pope	F	6-10	220	Jr.	2L	7.3	5.0	0.8	Sacramento, Calif. (Laguna Creek High)
23	Montaque Gill-Caesar	G	6-6	215	So.	TR	9.1	3.0	0.5	Vaughan, Ontario, Canada (Huntington Prep (W.Va.)/Missouri)
24	Nolan Narain	F	6-9	220	Fr.	RS	--	--	--	Hamilton, Ontario, Canada (La Lumiere School (Ind.))
33	Niksha Federico	F	6-7	200	Sr.	SQ	1.1	0.1	0.1	San Diego, Calif. (Cathedral Catholic High)
42	Jeremy Hemsley	G	6-3	190	So.	1L	12.0	2.4	1.8	Rancho Cucamonga, Calif. (Damien High)
45	Valentine Izundu	C	6-10	240	Sr.	TR	3.8	2.7	0.3	Houston, Texas (Lamar Consolidated High/Washington State)

Head Coach:	Steve Fisher (Illinois State, 1967), 18th Season
Assoc. HC/HC in Waiting:	Brian Dutcher (Minnesota, 1982), 18th Season
Assistant Coaches:	Justin Hutson (CSU Bakersfield, 1994), Ninth Season Dave Velasquez (San Diego State, 2007), 15th Season
Assistant to the Head Coach:	Mark Fisher (Michigan, 2001), 15th Season
Asst. AD/Director of Operations:	Matt Soria (San Diego State, 2002), 17th Season
Director of Player Development:	Tim Shelton (San Diego State, 2011), 10th Season

ELIGIBLE IN 2017-18

No.	Name	Pos.	Ht.	Wt.	Yr.	Exp.	Most Recent Div. I Season			Hometown (High School/Previous School)
							PPG	RPG	APG	
0	Devin Watson	G	6-1	165	Jr.	TR	20.3	2.5	4.9	Oceanside, Calif. (El Camino High/San Francisco)

PRONUNCIATIONS

Dakarai Allen
 Duh-kar-ree Allen
Zylan Cheatham
 ZY-lin Cheat-um
Niksha Federico
 NEEK-sha Federico
Montaque Gill-Caesar
 MON-take Gill-Caesar
Max Hoetzel
 Max HOTE-zull
Valentine Izundu
 Valentine i-ZOON-doo
D'Erryl Williams
 DEE-air-ol Williams



RECORD BREAKDOWN

	Career
Home	321-82
Away	150-160
Neutral	97-46

By Month

November	84-28
December	144-49
January	128-75
February	105-77
March	101-52
April	4-2

Games Decided By/In

1-Point Games	24-12
2 Points	28-23
3 Points or Less	100-69
Overtime	39-17

STEVE FISHER

26th-Full Season • 18th Season at SDSU • Illinois State, 1967

- 2015 John R. Wooden Legends of Coaching Award Recipient
- 2011 Naismith Coach of the Year
- 2011 NABC Coach of the Year
- 2011 Adolph Rupp Cup recipient
- 1992 Basketball Times Coach of the Year
- 15 NCAA tournament appearances (8 San Diego State, 7 Michigan)
- 22 postseason appearances
- 10 Mountain West championships (6 regular season, 4 tournament)
- 4-time MW Coach of the Year (2011, 2012, 2014, 2016-media/coaches)
- 3-time NABC District Coach of the Year (2011, 2012, 2014)
- 2-time USBWA District Coach of the Year (2011, 2012)
- 2-time Basketball Times District Coach of the Year (2012, 2014)
- SDSU and Mountain West all-time winningest coach
- Longest-tenured coach in Mountain West history



Steve Fisher Year-By-Year

Year	School	W	L	Pct.	Conference			Postseason/Honors
1989	Michigan	6	0	1.000	-	-	-	NCAA Champions
1989-90	Michigan	23	8	.742	12	6	.667	NCAA Second Round
1990-91	Michigan	14	15	.483	7	11	.389	NIT First Round
1991-92	Michigan	25	9	.735	11	7	.611	NCAA Runner-Up, <i>Basketball Times</i> Coach of the Year
1992-93	Michigan	31	5	.861	15	3	.833	NCAA Runner-Up
1993-94	Michigan	24	8	.750	13	5	.722	NCAA Regional Finalist
1994-95	Michigan	17	14	.548	11	7	.611	NCAA First Round
1995-96	Michigan	20	12	.625	10	8	.556	NCAA First Round
1996-97	Michigan	24	11	.686	9	9	.500	NIT Champions
Eight Full Seasons at UM		184	82	.692	88	56	.611	7 NCAA Tournaments, 9 Postseason Appearances

Year	School	W	L	Pct.	W	L	Pct.	Postseason/Honors
1999-00	San Diego State	5	23	.179	0	14	.000	
2000-01	San Diego State	14	14	.500	4	10	.286	8th-most improved team in the country (Sagarin Ratings)
2001-02	San Diego State	21	12	.636	7	7	.500	NCAA First Round; Aztecs' first NCAA trip since 1985
2002-03	San Diego State	16	14	.552	6	8	.429	NIT Second Round; Aztecs reach postseason in consecutive yrs
2003-04	San Diego State	14	16	.483	5	9	.357	Two players that earned all-league honors return in 04-05
2004-05	San Diego State	11	18	.379	4	10	.286	Young Aztecs drop seven games by four points or less or in overtime
2005-06	San Diego State	24	9	.727	13	3	.813	NCAA First Round; MWC regular season and tournament champs.
2006-07	San Diego State	22	11	.667	10	6	.625	NIT Second Round; First road win in D-I postseason tourney
2007-08	San Diego State	20	13	.606	9	7	.563	NIT First Round; Third straight 20-win season
2008-09	San Diego State	26	10	.722	11	5	.688	NIT Semifinals; Fourth straight 20-win year; SDSU-record 26 wins
2009-10	San Diego State	25	9	.735	11	5	.667	NCAA First Round, MWC tournament champions
2010-11	San Diego State	34	3	.919	14	2	.875	NCAA Sweet 16; MWC champions (co-reg. season, tourney), MWC COY
2011-12	San Diego State	26	8	.765	10	4	.714	NCAA Second Round; MW co-reg. season champs; MW COY
2012-13	San Diego State	23	11	.676	9	7	.563	NCAA Third Round; Fifth straight season with at least 23 wins
2013-14	San Diego State	31	5	.861	16	2	.889	NCAA Sweet 16; Outright Mountain West regular-season champions, MW COY
2014-15	San Diego State	27	9	.750	14	4	.778	NCAA Third Round; MW co-regular-season champions
2015-16	San Diego State	28	10	.737	16	2	.889	Outright Mountain West regular-season champions, MW COY - media/coaches
2016-17	San Diego State	17	12	.586	9	8	.529	
18 Seasons at SDSU		384	207	.650	168	114	.596	8 NCAA Tournaments; 13 Postseason Appearances

	W	L	Pct.	W	L	Pct.	Postseason/Honors
26-Full Season Career	568	289	.663	256	170	.601	15 NCAA Tournaments, 22 Postseason Appearances

SEASON / CAREER HIGHS

Points

Season
Career 11 vs. Nicholls (12-10-15)

Rebounds

Season
Career 3 vs. Nicholls (12-10-15)
3 vs. Illinois State (11-13-15)

Assists

Season
Career 2 vs. Nicholls (12-10-15)

Field Goals

Season
Career 4 vs. Nicholls (12-10-15)
4 at Long Beach State (12-1-15)

Field Goals Attempted

Season
Career 10 vs. Nicholls (12-10-15)

Three-Point Field Goals

Season
Career 3 vs. Nicholls (12-10-15)
3 vs. Little Rock (11-21-15)

Three-Point FG Attempted

Season
Career 7 vs. Nicholls (12-10-15)
7 vs. Illinois State (11-13-15)

Free Throws

Season
Career 2 vs. Illinois State (11-13-15)

Free Throws Attempted

Season
Career 2 vs. Illinois State (11-13-15)

Steals

Season
Career 2 vs. IPFW (3-15-16)
2 vs. Nicholls (12-10-15)
2 vs. Illinois State (11-13-15)

Blocked Shots

Season
Career 1 at San José State (2-21-16)
1 vs. Grand Canyon (12-18-15)
1 vs. Nicholls (12-10-15)
1 vs. East Carolina (11-23-15)

Minutes Played

Season
Career 21 vs. Kansas (12-22-15)



2 • BEN PEREZ

GUARD • 6-3 • 175 • SOPHOMORE - 1L
SAN MARCOS, CALIF. (AIR FORCE PREP ACADEMY)

Quick Hits

- * Redshirt candidate.
- * Returns having made the fifth most three-pointers (16) in 2015-16 as a true freshman.
- * Nearly 60 percent (59.3 percent; 16-27) of his field goals last year were from behind the three-point arc.
- * Played the most games (25) of any Aztec last season without seeing time in the starting rotation.

2016-17 GAME-BY-GAME STATISTICS

Opponent	GS	FG	3FG	FT	O-D-R	PF	TP	A	TO	B	S	MP
San Diego		DNP - Injured										
at Gonzaga		Did Not Travel										
San Diego Christian		DNP - Injured										
vs. California		Did Not Travel										
Savannah State		Did Not Dress										
at Loyola		Did Not Travel										
at Grand Canyon		Did Not Travel										
Arizona State		Did Not Dress										
Alabama State		Did Not Dress										
vs. Southern Miss		Did Not Travel										
vs. Tulsa		Did Not Travel										
vs. San Francisco		Did Not Travel										
New Mexico		Did Not Dress										
at Nevada		Did Not Travel										
at Boise State		Did Not Travel										
San Jose State		Did Not Dress										
Utah State		Did Not Dress										
at UNLV		Did Not Travel										
at Air Force		Did Not Travel										
Colorado State		Did Not Dress										
Wyoming		Did Not Dress										
at Fresno State		Did Not Travel										
at San Jose State		Did Not Travel										
Nevada		Did Not Dress										
at Utah State		Did Not Travel										
UNLV		Did Not Dress										
Fresno State		Did Not Dress										
at Colorado State		Did Not Travel										
Air Force		Did Not Dress										
at New Mexico												

MISCELLANEOUS STATS / SAN DIEGO STATE RECORD

Category	2016-17 Season Games	SDSU W/L	Career Games	Career SDSU W/L
Double-Figure Scoring	0	0-0	2	2-0
Double-Figure Assists	0	0-0	0	0-0
Double-Doubles	0	0-0	0	0-0
Led SDSU in Scoring	0	0-0	0	0-0
Led SDSU in Rebounding	0	0-0	0	0-0
Led SDSU in Assists	0	0-0	0	0-0
15+ Point Games	0	0-0	0	0-0
One Turnover or Less	0	0-0	23	17-6
Multiple Three-Pointers	0	0-0	5	3-2
Consecutive Games	Current	Long		
Double-Figure Scoring	0	2		
With At Least 1 Assist	0	1		
Played 30 or More Minutes	0	0		
Consecutive Made FTs	1	2		

► PEREZ CAREER STATISTICS

Year	G-GS	Min.-Avg.	FG-FGA	Pct.	3P-3PA	Pct.	FT-FTA	Pct.	OR	DR	Reb	Avg.	PF-D	AT	TO	BS	ST	Pts	Avg.
15-16	25-0	249-10.0	27-80	.338	16-60	.267	3-4	.750	6	14	20	0.8	17-0	5	10	5	10	73	2.9
Totals	25-0	249-10.0	27-80	.338	16-60	.267	3-4	.750	6	14	20	0.8	17-0	5	10	5	10	73	2.9

SEASON / CAREER HIGHS

Points

Season 24 at UNLV (1-17-17)
Career 27 vs. Fresno State (1-19-16)

Rebounds

Season 12 vs. Air Force (3-1-17)
Career 12 vs. Air Force (3-1-17)

Assists

Season 7 vs. UNLV (2-19-17)
7 vs. Savannah State (11-28-16)
Career 7 vs. UNLV (2-19-17)
7 vs. Savannah State (11-28-16)

Field Goals

Season 9 at UNLV (1-17-17)
Career 9 at UNLV (1-17-17)
9 vs. Fresno State (1-19-16)

Field Goals Attempted

Season 16 vs. San Diego (11-11-16)
Career 17 vs. New Mexico (2-6-16)
17 at Colorado State (1-13-16)

Three-Point Field Goals

Season 4 at Loyola (12-3-16)
Career 4 - seven times

Three-Point FG Attempted

Season 8 vs. Air Force (3-1-17)
8 vs. Tulsa (12-23-16)
8 at Loyola (12-3-16)
Career 12 vs. Air Force (2-13-16)

Free Throws

Season 7 vs. Wyoming (1-31-17)
7 vs. Colorado State (1-28-17)
7 vs. San Diego (11-11-16)
Career 9 at Wyoming (1-14-15)

Free Throws Attempted

Season 10 vs. Wyoming (1-31-17)
Career 12 vs. Fresno State (1-19-16)
12 vs. St. John's (3-20-15)

Steals

Season 5 vs. Tulsa (12-23-16)
5 vs. Arizona State (12-10-16)
Career 5 vs. Tulsa (12-23-16)
5 vs. Arizona State (12-10-16)

Blocked Shots

Season 2 vs. San José State (1-10-17)
Career 2 vs. San José State (1-10-17)
2 vs. Utah State (3-10-16)

Minutes Played

Season 37 vs. Tulsa (12-23-16)
Career 37 vs. Tulsa (12-23-16)
37 at Fresno State (2-10-16)
37 at Nevada (1-26-16)
37 vs. Fresno State (1-19-16)
37 at Colorado State (1-13-16)



3 • TREY KELL

GUARD • 6-4 • 210 • JUNIOR - 2L
SAN DIEGO, CALIF. (ST. AUGUSTINE HIGH)

Quick Hits

- * Became the program's 31st player to score 1,000 points in a career vs. Nevada (2-12-17).
- * Scored in double figures in 11 of his last 14 games.
- * Averaging 6.8 rebounds (54 total) in his last eight games.
- * Named to the Hawaiian Airlines Diamond Head Classic all-tournament team (13.3 ppg, 3.7 rpg, 4.0 apg).
- * Owns the most starting experience of any Aztec on the roster with 81 career starting assignments, including 66 of the last 67 after not starting on Senior Night

Season Highlights

- * Scored 23 points vs. San Diego (11-11-16) and teamed with Jeremy Hemsley (25 points) to become the first Aztec duo to score at least 20 points in a game since Jan. 15, 2012.
- * Led with the team with 14 points and two steals at No. 14/14 Gonzaga (11-14-16).
- * Put up 19 points and season-highs of six rebounds and four assists vs. San Diego Christian (11-16-16).
- * Scored 11 points and had game-high totals in assists (3) and steals (2) vs. California (11-21-16).
- * Recorded nine points, seven rebounds, a career-high seven assists, one blocked shot and one steal vs. Savannah State (11-28-16) to become only the second Aztec since 1996-97 to record at least nine points, seven rebounds, seven assists, one block and one steal in a game.
- * Led the team with 16 points on the strength of a career-high four three-pointers at Loyola (12-3-16).
- * Had a game-high 20 points and a career-high five steals vs. Arizona State (12-10-16).
- * Finished with 11 points and a game-high five assists vs. Southern Miss (12-22-16) in the Diamond Head Classic.
- * Turned in 19 points, a game-high four assists and a career-high five steals vs. Tulsa (12-23-16) in the semifinals of the Diamond Head Classic.
- * Went for 12 points, a game-high five assists and three steals vs. New Mexico (1-1-17).
- * Matched his season high with seven rebounds and led the team with four assists at Boise State (1-7-17).
- * Led the team with 12 points, four assists and a career-high two blocked shots vs. San José State (1-10-17).
- * Scored 12 points and led all players with five assists vs. Utah State (1-14-17).
- * Scored 16 of the team's final 20 points, turning a two-point lead into a 13-point win at UNLV (1-17-17)... He finished with a season-high 24 points on a career-high nine field goals.
- * Led the team with 14 points and a game-high two steals at Air Force (1-24-17).
- * Scored 16 points with the help of a season-high seven free throws vs. Colorado State (1-28-17).
- * Had team-highs of 18 points and three assists, and added two steals vs. Wyoming (1-31-17).
- * Scored all of his game-high 22 points in the second half and had seven rebounds at Fresno State (2-4-17)... Accounted for seven of SDSU's 12 field goals and 22 of SDSU's 43 points after intermission.
- * Led the team in scoring (13), rebounding (9), assists (3) and steals (1) at San José State (2-7-17).
- * Led the team with 17 points and grabbed seven rebounds vs. Nevada (2-12-17)... With his fourth point of the afternoon, he reached 1,000 points for his career.
- * Scored 15 of his game-high 21 points in the second half and led the team in rebounding (7) and assists (3) at Utah State (2-15-17).
- * Became just the second Aztec since the 1996-97 season to record at least seven rebounds and seven assists without a turnover in the same game (also Kevin Betts vs. San Jose State on Jan. 29, 1998) when he accomplished the feat vs. UNLV (2-19-17).
- * Led the team with a game- and career-high 12 rebounds, while leading all players with four assists and two steals vs. Air Force (3-1-17).

2016-17 GAME-BY-GAME STATISTICS

Opponent	GS	FG	3FG	FT	O-D-R	PF	TP	A	TO	B	S	MP
San Diego	*	7-16	2-7	7-9	1-3-4	1	23	2	2	1	1	35
at Gonzaga	*	4-15	0-5	6-7	1-3-4	0	14	1	2	0	2	35
San Diego Christian	*	7-10	1-1	4-6	0-6-6	1	19	4	1	1	1	31
vs. California	*	4-14	0-3	3-3	0-2-2	0	11	3	0	0	2	33
Savannah State	*	3-9	2-4	1-1	0-7-7	3	9	7	1	1	1	26
at Loyola	*	6-13	4-8	0-0	1-5-6	1	16	2	1	0	1	35
at Grand Canyon	*	3-13	0-6	2-4	1-2-3	2	8	0	2	0	2	31
Arizona State	*	7-15	2-6	4-4	1-3-4	1	20	1	2	0	5	33
Alabama State	*	2-5	1-4	2-2	1-2-3	1	7	2	3	0	0	27
vs. Southern Miss	*	4-8	0-4	3-3	0-3-3	0	11	5	1	0	0	23
vs. Tulsa	*	7-12	3-8	2-2	1-2-3	2	19	4	0	1	5	37
vs. San Francisco	*	3-9	2-5	2-2	0-5-5	1	10	3	2	0	0	27
New Mexico	*	3-10	2-7	4-5	0-0-0	1	12	5	1	0	3	36
at Nevada	*	1-12	1-6	0-0	0-6-6	5	3	1	0	0	0	32
at Boise State	*	2-8	0-2	5-6	2-5-7	2	9	4	4	0	1	36
San Jose State	*	4-8	1-3	3-3	0-2-2	3	12	4	4	2	1	30
Utah State	*	5-10	0-3	2-2	0-3-3	2	12	5	4	0	0	32
at UNLV	*	9-15	1-4	5-6	1-3-4	1	24	1	1	0	1	32
at Air Force	*	5-12	0-4	4-8	0-5-5	3	14	1	2	1	2	28
Colorado State	*	4-12	1-4	7-9	1-2-3	2	16	2	3	0	0	28
Wyoming	*	4-12	3-5	7-10	0-2-2	4	18	3	2	1	2	31
at Fresno State	*	7-13	2-3	6-7	2-5-7	1	22	2	2	0	2	32
at San Jose State	*	5-14	2-5	1-2	0-9-9	1	13	3	3	1	1	36
Nevada	*	7-13	0-2	3-4	0-7-7	0	17	1	2	0	1	30
at Utah State	*	7-14	2-4	5-7	0-7-7	2	21	3	2	1	1	34
UNLV	*	2-7	0-1	2-5	1-6-7	0	6	7	0	0	0	36
Fresno State	*	4-11	0-4	1-2	0-2-2	1	9	2	1	1	0	32
at Colorado State	*	4-14	2-5	0-0	0-3-3	5	10	2	0	0	2	22
Air Force		2-11	1-8	1-2	0-12-12	1	6	4	2	0	2	35
at New Mexico												

MISCELLANEOUS STATS / SAN DIEGO STATE RECORD

Category	2016-17 Season Games	SDSU W/L	Career Games	Career SDSU W/L
Double-Figure Scoring	21	13-8	55	41-14
Double-Figure Assists	0	0-0	0	0-0
Double-Doubles	0	0-0	1	1-0
Led SDSU in Scoring	11	6-5	27	19-8
Led SDSU in Rebounding	4	3-1	7	4-3
Led SDSU in Assists	16	11-5	27	18-9
15+ Point Games	11	8-3	31	25-6
5+ Assist Games	5	4-1	7	6-1
Consecutive Games	Current	Long		
Double-Figure Scoring	0	20		
With At Least 1 Assist	22	22		
Played 30 or More Minutes	1	13		
Consecutive Made FTs	0	17		

► KELL CAREER STATISTICS

Year	G-GS	Min.-Avg.	FG-FGA	Pct.	3P-3PA	Pct.	FT-FTA	Pct.	OR	DR	Reb	Avg.	PF-D	AT	TO	BS	ST	Pts	Avg.
14-15	35-15	709-20.3	62-186	.333	15-68	.221	58-91	.637	19	79	98	2.8	33-0	56	38	3	20	197	5.6
15-16	38-38	1,084-28.5	158-390	.405	71-185	.384	90-135	.667	29	113	142	3.7	51-1	54	68	7	30	477	12.6
16-17	29-28	915-31.6	132-335	.394	35-131	.267	92-121	.760	14	122	136	4.7	47-2	84	50	11	39	391	13.5
Totals	102-81	2,708-26.5	352-911	.386	121-384	.315	240-347	.692	62	314	376	3.7	131-3	194	156	21	89	1,065	10.4

SEASON / CAREER HIGHS

Points

Season 17 at Boise State (1-7-17)
Career 17 at Boise State (1-7-17)

Rebounds

Season 9 vs. SD Christian (11-16-16)
Career 9 vs. SD Christian (11-16-16)

Assists

Season 4 vs. SD Christian (11-16-16)
Career 4 vs. SD Christian (11-16-16)
4 at San José State (2-21-16)
4 vs. East Carolina (11-23-15)
4 vs. SD Christian (11-18-15)

Field Goals

Season 7 vs. SD Christian (11-16-16)
Career 7 vs. SD Christian (11-16-16)

Field Goals Attempted

Season 12 vs. SD Christian (11-16-16)
Career 12 vs. SD Christian (11-16-16)

Three-Point Field Goals

Season 1 - 12 times
Career 3 at Utah (11-16-15)

Three-Point FG Attempted

Season 5 vs. San Francisco (12-25-16)
Career 7 vs. Little Rock (11-21-15)

Free Throws

Season 6 vs. California (11-21-16)
Career 7 vs. Illinois State (11-13-15)
7 vs. UC Riverside (11-8-13)

Free Throws Attempted

Season 8 vs. California (11-21-16)
Career 9 vs. Utah State (3-10-16)

Steals

Season 4 vs. New Mexico (1-1-17)
4 vs. Alabama State (12-12-16)
Career 4 vs. New Mexico (1-1-17)
4 vs. Alabama State (12-12-16)
4 vs. Georgia Tech (3-23-16)
4 vs. Nevada (3-11-16)
4 at San José State (2-21-16)
4 vs. Wyoming (12-30-15)
4 vs. Utah State (1-31-15)

Blocked Shots

Season 5 vs. SD Christian (11-16-16)
Career 5 vs. SD Christian (11-16-16)

Minutes Played

Season 39 vs. Nevada (2-12-17)
Career 39 vs. Nevada (2-12-17)



4 • DAKARAI ALLEN

GUARD • 6-5 • 200 • SENIOR - 3L
ELK GROVE, CALIF. (SHELDON HIGH)

Quick Hits

- * Had scored in double figures in four straight games for the first time of his career until the streak was broken vs. Nevada (2-12-17). His previous best was two straight games.
- * Second on the team in steals (36) and blocked shots (24), and third in rebounds (117, tied).
- * Shot 50 percent or better in 20 of his last 24 games.
- * Is shooting 62.7 percent on two-point field-goal attempts (84-134).
- * Played in 129 career games (47 starts), which leads all Aztecs.
- * Averaging career highs in scoring, rebounding and assists for the second straight season.

Season Highlights

- * Shared game-high honors with Jeremy Hemsley as both had three steals vs. San Diego (11-11-16).
- * Had a game-high-tying two blocked shots at No. 14/14 Gonzaga (11-14-16).
- * Scored a then-season-high 15 points and set career highs in field goals (7), rebounds (9), assists (4) and blocked shots (game-high 5) vs. San Diego Christian (11-16-16)... Became just the fourth player standing at 6-5 or shorter to record at least five blocked shots in a single game in 2016-17.
- * Had a perfect shooting afternoon after making all three of his attempts from the field and both of his free-throw attempts to finish with nine points at Loyola (12-3-16).
- * Led the team with eight rebounds and two assists, and scored eight points vs. Arizona State (12-10-16).
- * Had 10 points, a team-high three assists and matched his career high with four steals vs. Alabama State (12-12-16).
- * Was a perfect 3-for-3 from the field and 1-for-1 from the charity stripe to finish with eight points vs. Tulsa (12-23-16) in the semifinals of the Diamond Head Classic.
- * Played a career-high 38 minutes in the championship game of the Diamond Head Classic vs. San Francisco (12-25-16).
- * Matched his career high with four steals vs. New Mexico (1-1-17).
- * Scored a career-high 17 points to go with a game-high two steals at Boise State (1-7-17).
- * Was one of two Aztecs in double figures at UNLV (1-17-17), scoring 10 points.
- * Filled the stat sheet with seven points, four rebounds, two assists and two blocked shots at Air Force (1-24-17).
- * Scored 11 points and had five rebounds, including a season-best three offensive rebounds, vs. Colorado State (1-28-17).
- * Totaled 13 points, seven rebounds, two assists and two steals vs. Wyoming (1-31-17).
- * Produced 13 points on 5-of-7 shooting at Fresno State (2-4-17)... It marked the first time he scored in double figures in three straight games.
- * Turned in 12 points and a game-high three blocked shots at San José State (2-7-17).
- * Led the team with a game-high three blocked shots in a career-high 39 minutes vs. Nevada (2-12-17).
- * Scored nine of the team's first 13 points and finished with a team-high 13 points and three steals vs. Fresno State (2-22-17).
- * Led the team with 12 points and two assists, while pulling down eight rebounds at Colorado State (2-25-17).

2016-17 GAME-BY-GAME STATISTICS

Opponent	GS	FG	3FG	FT	O-D-R	PF	TP	A	TO	B	S	MP
San Diego	*	1-2	0-1	4-6	1-3-4	4	6	1	1	0	3	20
at Gonzaga	*	2-7	1-2	0-1	0-5-5	2	5	0	0	2	0	27
San Diego Christian	*	7-12	0-3	1-2	0-9-9	2	15	4	1	5	2	36
vs. California	*	0-3	0-0	6-8	1-5-6	3	6	1	0	0	1	29
Savannah State	*	1-4	0-2	0-0	0-1-1	2	2	1	1	0	0	12
at Loyola	*	3-3	1-1	2-2	2-1-3	2	9	1	1	0	1	29
at Grand Canyon	*	4-8	0-2	1-2	3-1-4	4	9	2	1	1	2	28
Arizona State	*	4-7	0-2	0-0	1-7-8	2	8	2	2	1	1	29
Alabama State	*	4-7	0-1	2-4	2-1-3	2	10	3	1	1	4	23
vs. Southern Miss	*	3-5	1-2	0-0	0-4-4	3	7	1	0	1	0	18
vs. Tulsa	*	3-3	1-1	1-1	2-0-2	3	8	2	3	0	1	16
vs. San Francisco	*	2-11	0-5	2-2	0-2-2	2	6	2	0	0	0	38
New Mexico	*	3-6	0-2	2-2	1-5-6	3	8	1	3	1	4	34
at Nevada	*	2-5	0-2	2-2	1-3-4	2	6	2	2	0	2	31
at Boise State	*	6-8	1-1	4-5	2-3-5	4	17	0	3	0	2	28
San Jose State	*	3-5	1-2	0-0	0-0-0	4	7	1	1	0	0	25
Utah State	*	4-5	1-2	0-0	1-1-2	2	9	2	1	0	2	27
at UNLV	*	3-6	1-2	3-3	1-2-3	4	10	1	0	1	0	26
at Air Force	*	3-5	1-1	0-0	0-4-4	5	7	2	1	2	0	25
Colorado State	*	4-5	0-0	3-4	3-2-5	4	11	2	0	0	1	32
Wyoming	*	5-8	1-2	2-4	3-4-7	5	13	2	3	0	2	29
at Fresno State	*	5-7	1-2	2-2	3-1-4	2	13	1	2	1	0	33
at San Jose State	*	4-10	0-2	4-4	0-3-3	1	12	1	1	3	1	32
Nevada	*	3-6	0-0	0-0	1-3-4	2	6	1	3	3	2	39
at Utah State	*	3-5	0-1	1-2	0-3-3	1	7	2	1	0	1	26
UNLV	*	3-7	0-2	0-0	1-2-3	2	6	2	4	0	1	21
Fresno State	*	4-6	1-1	4-5	2-1-3	5	13	0	2	0	3	34
at Colorado State	*	4-6	0-0	4-5	3-5-8	2	12	2	2	1	0	36
Air Force	*	3-6	0-0	0-2	2-0-2	4	6	0	1	1	0	18
at New Mexico												

MISCELLANEOUS STATS / SAN DIEGO STATE RECORD

Category	2016-17 Season Games	SDSU W/L	Career Games	Career SDSU W/L
Double-Figure Scoring	9	5-4	21	14-7
15-Point Games	1	1-0	3	2-1
Led SDSU in Scoring	3	0-3	5	0-5
Led SDSU in Rebounding	2	1-1	4	2-2
Led SDSU in Assists	3	1-2	7	5-2
Multiple Steals	11	6-5	28	20-8
One Turnover or Less	18	12-6	99	79-20
Consecutive Games	Current	Long		
Consecutive Games Played	67	67		
Without Fouling Out	2	44		
Scoring A Point	42	42		
Double-Figure Scoring	0	4		
With At Least 1 Assist	0	12		

▶ ALLEN CAREER STATISTICS

Year	G-GS	Min.-Avg.	FG-FGA	Pct.	3P-3PA	Pct.	FT-FTA	Pct.	OR	DR	Reb	Avg.	PF-D	AT	TO	BS	ST	Pts	Avg.
13-14	29-1	306-10.6	25-60	.417	0-0	.000	23-43	.535	15	19	34	1.2	44-1	11	14	10	18	73	2.5
14-15	33-0	396-12.0	30-73	.411	2-10	.200	23-34	.676	19	37	56	1.7	58-1	14	21	8	19	85	2.6
15-16	38-17	841-22.1	78-202	.386	26-98	.265	63-93	.677	21	83	104	2.7	79-2	44	41	20	40	245	6.4
16-17	29-29	801-27.6	96-178	.539	12-44	.273	50-70	.714	36	81	117	4.0	83-3	42	41	24	36	254	8.8
Totals	129-47	2,344-18.2	229-513	.446	40-152	.263	159-240	.663	91	220	311	2.4	264-7	111	117	62	113	657	5.1

Points	Career
Rebounds	Career
Assists	Career
Field Goals	Career
Field Goals Attempted	Career
Three-Point Field Goals	Career
Three-Point FG Attempted	Career
Free Throws	Career
Free Throws Attempted	Career
Steals	Career
Blocked Shots	Career
Minutes Played	Career



FORWARD • 6-9 • 190 • FRESHMAN - HS
FEDERAL WAY, WASH. (FEDERAL WAY HIGH)

- * Has not played this season (redshirt candidate).
- * Finished his prep career at No. 98 on the Rivals 150 to go with four stars after signing with the Aztecs at No. 127 and three stars.
- * Named an Associated Press Washington state Class 4A first-team selection as a senior after averaging 19 points, 10 rebounds and four blocked shots during the regular season.
- * During his final campaign, he helped Federal Way to an undefeated 29-0 record and a Class 4A state title for the second time in as many years.

[illegible]

2016-17 Season		
Category	Games	SDSU W/L
Double-Figure Scoring	0	0-0
15-Point Games	0	0-0
Led SDSU in Scoring	0	0-0
Led SDSU in Rebounding	0	0-0
Led SDSU in Assists	0	0-0
Multiple Steals	0	0-0
One Turnover or Less	0	0-0
Consecutive Games	Current	Long
Consecutive Games Played	0	0
Without Fouling Out	0	0
Scoring A Point	0	0
One Turnover or Less	0	0

[illegible]

SEASON / CAREER HIGHS

Points

Season	16 at Boise State (1-7-17)
Career	19 vs. Miss. Valley State (11-14-14)

Rebounds

Season	9 vs. San José State (1-10-17)
Career	9 vs. San José State (1-10-17)
	9 vs. Miss. Valley State (11-14-14)

Assists

Season	2 at Air Force (1-24-17)
	2 vs. San José State (1-10-17)
Career	2 at Air Force (1-24-17)
	2 vs. San José State (1-10-17)
	2 vs. Georgetown (12-27-14)
	2 vs. Savannah State (12-6-14)

Field Goals

Season	5 at Nevada (1-4-17)
	5 vs. Savannah State (11-28-16)
Career	6 vs. Miss. Valley State (11-14-14)

Field Goals Attempted

Season	13 at Boise State (1-7-17)
Career	13 at Boise State (1-7-17)

Three-Point Field Goals

Season	5 at Boise State (1-7-17)
	5 at Nevada (1-4-17)
Career	5 at Boise State (1-7-17)
	5 at Nevada (1-4-17)

Three-Point FG Attempted

Season	9 vs. San José State (1-10-17)
	9 at Nevada (1-4-17)
	9 vs. Tulsa (12-23-16)
Career	9 vs. San José State (1-10-17)
	9 at Nevada (1-4-17)
	9 vs. Tulsa (12-23-16)

Free Throws

Season	6 vs. Fresno State (2-22-17)
	6 vs. Alabama State (12-12-16)
Career	6 vs. Fresno State (2-22-17)
	6 vs. Alabama State (12-12-16)
	6 vs. Miss. Valley State (11-14-14)

Free Throws Attempted

Season	9 vs. Fresno State (2-22-17)
Career	9 vs. Fresno State (2-22-17)

Steals


Season	3 at UNLV (1-17-17)
Career	3 at UNLV (1-17-17)

Blocked Shots

Season	1 vs. Wyoming (1-31-17)
	1 at UNLV (1-17-17)
	1 vs. San José State (1-10-17)
	1 vs. Arizona State (12-10-16)
	1 at Loyola (12-3-16)
	1 vs. California (11-21-16)
Career	1 - nine times

Minutes Played

Season	34 at Boise State (1-7-17)
Career	34 at Boise State (1-7-17)



10 • MAX HOETZEL

FORWARD • 6-9 • 210 • SOPHOMORE - TR
CALABASAS, CALIF. (INDIANA)

Quick Hits

- * Has made 10 starts this season.
- * Is second on the team with 46 three-pointers despite missing four games.
- * Missed the first three games of the season (knee) and made his debut vs. California (11-21-16) in Sacramento. He has missed a total of four games this year.
- * Entered the season as one of three newcomers with Division I experience (31 games) joining Montaque Gill-Caesar and Valentine Izundu.
- * Entered the season as the only newcomer with Division I postseason experience (2015 NCAA tournament).

Season Highlights

- * Scored 11 points behind a then-career-high two three-pointers and grabbed a team-high seven rebounds vs. California (11-21-16).
- * Made a trio of treys en route to 15 points and had a team-high-tying eight rebounds in only 17 minutes vs. Savannah State (11-28-16).
- * Set a career high with four three-pointers and finished with 12 points vs. Arizona State (12-10-16).
- * Made all six free throws, which was a career high, and finished with nine points vs. Alabama State (12-12-16).
- * Started the first game of his career and led the team with five rebounds vs. Tulsa (12-23-16) in the semifinals of the Diamond Head Classic.
- * Made two three-pointers and finished with 10 points in a starting role vs. New Mexico (1-1-17).
- * Tied a season high with 15 points on a career-high five treys at Nevada (1-4-17).
- * Matched his career high with five three-pointers and finished with 16 points and a game-high two steals in a career-high 34 minutes at Boise State (1-7-17).
- * Posted team highs of 12 points (4-9 3FG) and a game-high nine rebounds, while matching career highs in assists (2) and blocked shots (1) vs. San José State (1-10-17).
- * Set a career high with three steals, while connected on 3-of-4 from three-point distance to finish with nine points at UNLV (1-17-17).
- * Drained a trio of three-pointers and finished with 11 points, while adding a game-high eight rebounds and a career-high two assists at Air Force (1-24-17).
- * Went for 10 points and six rebounds, including a season-high three offensive rebounds, vs. Colorado State (1-28-17).
- * Came off the bench to score nine points, six off a career-high six free throws, vs. Fresno State (2-22-17).

2016-17 GAME-BY-GAME STATISTICS

Opponent	GS	FG	3FG	FT	O-D-R	PF	TP	A	TO	B	S	MP
San Diego		DNP - Injured										
at Gonzaga		Did Not Travel										
San Diego Christian		DNP - Injured										
vs. California		3-6	2-5	3-4	2-5-7	3	11	1	0	1	1	21
Savannah State		5-12	3-8	2-2	3-5-8	1	15	0	0	0	0	17
at Loyola		2-7	2-6	0-0	0-5-5	0	6	0	2	1	1	17
at Grand Canyon		0-3	0-2	0-0	0-0-0	0	0	1	1	0	0	4
Arizona State		4-12	4-8	0-0	2-2-4	4	12	0	1	1	1	21
Alabama State		1-5	1-5	6-6	1-1-2	1	9	0	1	0	0	19
vs. Southern Miss		1-6	1-6	1-2	0-2-2	1	4	0	0	0	0	19
vs. Tulsa	*	2-11	1-9	0-0	0-5-5	2	5	1	0	0	0	23
vs. San Francisco	*	3-6	1-4	0-0	0-5-5	2	7	0	1	0	0	13
New Mexico	*	4-6	2-4	0-0	2-2-4	5	10	1	0	0	0	14
at Nevada	*	5-10	5-9	0-0	1-3-4	3	15	1	1	0	1	29
at Boise State	*	5-13	5-8	1-2	2-3-5	2	16	0	4	0	2	34
San Jose State	*	4-9	4-9	0-0	1-8-9	2	12	2	3	1	0	28
Utah State	*	2-4	2-4	0-0	1-3-4	1	6	0	1	0	0	18
at UNLV	*	3-5	3-4	0-0	1-4-5	1	9	0	1	1	3	23
at Air Force	*	3-9	3-8	2-2	3-5-8	3	11	2	1	0	0	31
Colorado State	*	3-5	2-4	2-2	3-3-6	1	10	0	1	0	0	27
Wyoming		1-6	0-5	4-4	0-5-5	3	6	0	1	1	2	24
at Fresno State		0-3	0-3	0-0	0-0-0	0	0	0	0	0	0	7
at San Jose State		DNP - Injured										
Nevada		0-3	0-3	0-0	1-0-1	3	0	1	1	0	0	12
at Utah State		1-5	1-3	0-0	1-3-4	1	3	1	0	0	2	17
UNLV		2-5	1-4	0-0	0-0-0	5	5	0	0	0	0	11
Fresno State		1-6	1-5	6-9	1-2-3	1	9	0	0	0	0	18
at Colorado State		2-5	2-4	0-0	0-0-0	0	6	0	0	0	0	18
Air Force		1-4	0-3	3-4	1-2-3	2	5	0	2	0	2	21
at New Mexico												

MISCELLANEOUS STATS / SAN DIEGO STATE RECORD

Category	2016-17 Season Games	SDSU W/L	Career Games	Career SDSU W/L
Double-Figure Scoring	9	3-6	10	3-6
Double-Figure Rebounds	0	0-0	0	0-0
Double-Doubles	0	0-0	0	0-0
Led SDSU in Scoring	1	1-0	1	1-0
Led SDSU in Rebounding	6	5-1	6	5-1
Led SDSU in Assists	0	0-0	0	0-0
15+ Point Games	3	1-2	4	1-2
One Turnover or Less	21	13-8	49	13-8
Multiple Three-Pointers	13	5-8	13	5-8
Consecutive Games	Current	Long		
Double-Figure Scoring	0	4		
With At Least 1 Assist	0	2		
Played 30 or More Minutes	0	1		
Consecutive Made FTs	1	10		

► HOETZEL CAREER STATISTICS

* - Indiana

Year	G-GS	Min.-Avg.	FG-FGA	Pct.	3P-3PA	Pct.	FT-FTA	Pct.	OR	DR	Reb	Avg.	PF-D	AT	TO	BS	ST	Pts	Avg.
14-15*	31-0	240-7.7	24-56	.429	10-29	.345	15-21	.714	10	31	41	1.3	32-1	10	13	3	4	73	2.4
16-17	25-10	486-19.4	58-166	.349	46-133	.346	30-37	.811	26	73	99	4.0	47-2	11	22	6	16	192	7.7
Totals	56-10	726-13.0	82-222	.369	56-162	.346	45-58	.776	36	104	140	2.5	79-3	21	35	9	20	265	4.7

SEASON / CAREER HIGHS

Points

Season	4 vs. Air Force (3-1-17)
	4 vs. San José State (1-10-17)
	4 vs. Southern Miss (12-22-16)
	4 vs. SD Christian (11-16-16)
Career	9 vs. SD Christian (11-18-15)

Rebounds

Season	9 vs. SD Christian (11-16-16)
Career	9 vs. SD Christian (11-16-16)

Assists

Season	3 at UNLV (1-17-17)
	3 vs. San Francisco (12-25-16)
	3 vs. Savannah State (11-28-16)
	3 vs. SD Christian (11-16-16)
Career	4 vs. Nicholls (12-10-15)

Field Goals

Season	2 vs. Air Force (3-1-17)
	2 vs. San José State (1-10-17)
	2 vs. Southern Miss (12-22-16)
	2 vs. SD Christian (11-16-16)
Career	3 vs. SD Christian (11-18-15)

Field Goals Attempted

Season	4 vs. San Diego (11-11-16)
Career	4 vs. San Diego (11-11-16)

Three-Point Field Goals

Season	1 at Nevada (1-4-17)
	1 at Gonzaga (11-14-16)
	1 vs. San Diego (11-11-16)
Career	1 - six times

Three-Point FG Attempted

Season	1 - seven times
Career	1 - 11 times

Free Throws

Season	1 vs. Utah State (1-14-17)
Career	3 vs. SD Christian (11-18-15)

Free Throws Attempted

Season	2 at Air Force (1-24-17)
	2 vs. Utah State (1-14-17)
	2 vs. Tulsa (12-23-16)
Career	3 vs. SD Christian (11-18-15)
	3 at Fresno State (3-1-14)

Steals

Season	2 vs. Air Force (3-1-17)
	2 at Fresno State (2-4-17)
	2 vs. San Diego (11-11-16)
Career	2 - seven times

Blocked Shots

Season	
Career	1 vs. San José State (2-25-14)
	1 vs. Coll. of Charleston (11-28-13)

Minutes Played

Season	30 vs. SD Christian (11-16-16)
Career	30 vs. SD Christian (11-16-16)



11 • D'ERRYL WILLIAMS

GUARD • 6-3 • 205 • SENIOR - 3L
SACRAMENTO, CALIF. (SHELDON HIGH)

Quick Hits

- * Seen action in a career-best 14 consecutive games.
- * Played in a career-high 24 games.
- * Has played the last 20 games in which he has been healthy (217 minutes; 10.9 mpg).
- * Has committed only 36 turnovers in his career (680 minutes).
- * Started his first career game vs. Air Force (3-1-17).
- * Equaled his career high for three-pointers in a single season just two games into the 2016-17 campaign.

Season Highlights

- * Played what was then a career-high 29 minutes and led the team with a game-high five rebounds while adding three points and a career-high two steals vs. San Diego (11-11-16).
- * Knocked down a three-pointer, on his only attempt, for the second straight game at No. 14/14 Gonzaga (11-14-16).
- * Set a career high for minutes (30) and rebounds (game-high 9), while adding a season-high four points and three assists vs. San Diego Christian (11-16-16).
- * Equaled his season high with three assists in 10 minutes vs. Savannah State (11-28-16).
- * Had two rebounds and two assists in 15 minutes vs. Alabama State (12-12-16).
- * Finished with four points on 2-of-3 shooting and six rebounds, the second most among all players, in 22 minutes off the bench vs. Southern Miss (12-22-16) in the opening round of the Diamond Head Classic.
- * Shared game-high honors with three assists vs. San Francisco (12-25-16) in the championship game of the Diamond Head Classic.
- * Made his only three-point attempt and added two rebounds at Nevada (1-4-17).
- * Matched his season high with four points, while recording two rebounds, one assist and one steal vs. San José State (1-10-17) after a one-game absence due to an ankle injury.
- * Led the team with three assists, while adding two points, three rebounds and one steal in 15 minutes at UNLV (1-17-17).
- * Matched his career high with two steals at Fresno State (2-4-17).
- * Had two points and three rebounds in 11 minutes at Colorado State (2-25-17).
- * Started for the first time of his career on Senior Night vs. Air Force (3-1-17) and scored a season-high four points on 2-of-2 shooting, had three rebounds and recorded a career-high two steals.

2016-17 GAME-BY-GAME STATISTICS

Opponent	GS	FG	3FG	FT	O-D-R	PF	TP	A	TO	B	S	MP
San Diego		1-4	1-1	0-0	1-4-5	4	3	1	0	0	2	29
at Gonzaga		1-2	1-1	0-0	0-0-0	2	3	0	1	0	1	7
San Diego Christian		2-2	0-0	0-0	1-8-9	2	4	3	1	0	0	30
vs. California		DNP - CD										
Savannah State		0-0	0-0	0-0	0-2-2	1	0	3	1	0	0	10
at Loyola		DNP - CD										
at Grand Canyon		DNP - CD										
Arizona State		DNP - CD										
Alabama State		0-1	0-0	0-0	0-2-2	1	0	2	1	0	1	15
vs. Southern Miss		2-3	0-0	0-0	1-5-6	0	4	1	4	0	0	22
vs. Tulsa		0-1	0-1	0-2	1-0-1	0	0	2	0	0	0	14
vs. San Francisco		1-2	0-0	0-0	0-2-2	0	2	3	2	0	0	14
New Mexico		0-2	0-0	0-0	0-1-1	1	0	1	1	0	0	10
at Nevada		1-1	1-1	0-0	0-2-2	0	3	0	0	0	1	11
at Boise State		DNP - Injured										
San Jose State		2-2	0-0	0-0	0-2-2	3	4	1	0	0	1	12
Utah State		0-1	0-1	1-2	0-0-0	1	1	1	0	0	0	5
at UNLV		1-3	0-0	0-0	1-2-3	0	2	3	1	0	1	15
at Air Force		0-2	0-1	1-2	1-1-2	2	1	1	0	0	1	13
Colorado State		0-2	0-1	0-0	0-0-0	1	0	0	0	0	1	8
Wyoming		1-3	0-0	0-0	1-1-2	1	2	2	2	0	0	9
at Fresno State		0-1	0-1	0-0	0-0-0	1	0	0	2	0	2	10
at San Jose State		0-0	0-0	0-0	1-0-1	1	0	0	0	0	0	9
Nevada		0-0	0-0	0-0	0-0-0	0	0	0	0	0	0	3
at Utah State		0-1	0-0	0-0	1-0-1	0	0	1	0	0	0	7
UNLV		0-1	0-0	0-0	0-1-1	1	0	0	0	0	0	6
Fresno State		0-0	0-0	0-0	0-0-0	0	0	0	0	0	0	2
at Colorado State		1-2	0-0	0-0	0-3-3	0	2	0	0	0	0	11
Air Force	*	2-2	0-0	0-0	2-1-3	0	4	1	0	0	2	21
at New Mexico												

MISCELLANEOUS STATS / SAN DIEGO STATE RECORD

Category	2016-17 Season Games	SDSU W/L	Career Games	Career SDSU W/L
Double-Figure Scoring	0	0-0	0	0-0
20-Point Games	0	0-0	0	0-0
Led SDSU in Scoring	0	0-0	0	0-0
Led SDSU in Rebounding	2	2-0	2	2-0
Led SDSU in Assists	2	2-0	5	4-1
Multiple 3FG	0	0-0	0	0-0
Multiple Steals	3	3-0	7	6-1
One Turnover or Less	20	12-8	73	54-19
Consecutive Games	Current	Long		
Consecutive Games Played	14	14		
One Turnover or Less	7	25		
Scoring A Point	2	5		
Double-Figure Scoring	0	0		
With At Least 1 Assist	1	7		

► WILLIAMS CAREER STATISTICS

Year	G-GS	Min.-Avg.	FG-FGA	Pct.	3P-3PA	Pct.	FT-FTA	Pct.	OR	DR	Reb	Avg.	PF-D	AT	TO	BS	ST	Pts	Avg.
13-14	20-0	127-6.4	4-12	.333	1-1	1.000	4-9	.444	3	8	11	0.6	17-0	8	3	2	0	13	0.7
14-15	17-0	129-7.6	8-14	.571	2-3	.667	1-2	.500	3	9	12	0.7	12-0	7	8	0	10	19	1.1
15-16	19-0	131-6.9	8-19	.421	0-3	.000	8-14	.571	1	12	13	0.7	17-0	6	9	0	6	24	1.3
16-17	24-1	293-12.2	15-38	.395	3-8	.375	2-6	.333	11	37	48	2.0	22-0	26	16	0	13	35	1.5
Totals	80-1	680-8.5	35-83	.422	6-15	.400	15-31	.484	18	66	84	1.1	68-0	47	36	2	29	91	1.1

CAREER HIGHS

Points

Career 1 vs. Utah State (1-14-17)

Rebounds

Career 1 vs. Savannah State (11-28-16)

Assists

Career

Field Goals

Career

Field Goals Attempted

Career 3 vs. SD Christian (11-16-16)

Three-Point Field Goals

Career

Three-Point FG Attempted

Career 2 vs. SD Christian (11-16-16)

Free Throws

Career 1 vs. Utah State (1-14-17)

Free Throws Attempted

Career 2 vs. Utah State (1-14-17)

Steals

Career 1 vs. Savannah State (11-28-16)
1 vs. SD Christian (11-16-16)

Blocked Shots

Career 1 vs. SD Christian (11-16-16)

Minutes Played

Career 12 vs. SD Christian (11-16-16)



12 • EMMANUEL WILSON

GUARD • 6-2 • 185 • FRESHMAN - RS
DALLAS, TEXAS (PLANO EAST SENIOR HIGH)

Quick Hits

- * Seen action six times this season (two exhibitions, four games).
- * Has one point and two steals in four games (18 minutes).
- * Made the team last season through the school's open tryouts.

Season Highlights

- * Made his collegiate debut vs. San Diego Christian (11-16-16) and had one blocked shot and one steal in 12 minutes.
- * Had one rebound and one steals vs. Savannah State (11-28-16).
- * Scored the first point of his career on a free throw vs. Utah State (1-14-17).

2016-17 GAME-BY-GAME STATISTICS

Opponent	GS	FG	3FG	FT	O-D-R	PF	TP	A	TO	B	S	MP
San Diego				DNP - CD								
at Gonzaga				Did Not Travel								
San Diego Christian	0-3	0-2	0-0	0-0-0	3	0	0	3	1	1	1	12
vs. California				Did Not Travel								
Savannah State	0-1	0-1	0-0	0-1-1	0	0	0	1	0	1	3	
at Loyola				Did Not Travel								
at Grand Canyon				Did Not Travel								
Arizona State				DNP - CD								
Alabama State	0-0	0-0	0-0	0-0-0	0	0	0	0	0	0	1	
vs. Southern Miss				Did Not Travel								
vs. Tulsa				Did Not Travel								
vs. San Francisco				Did Not Travel								
New Mexico				Did Not Dress								
at Nevada				Did Not Travel								
at Boise State				Did Not Travel								
San Jose State				DNP - CD								
Utah State	0-0	0-0	1-2	0-0-0	0	1	0	0	0	0	2	
at UNLV				Did Not Travel								
at Air Force				Did Not Travel								
Colorado State				DNP - CD								
Wyoming				DNP - CD								
at Fresno State				Did Not Travel								
at San Jose State				Did Not Travel								
Nevada				DNP - CD								
at Utah State				Did Not Travel								
UNLV				DNP - CD								
Fresno State				DNP - CD								
at Colorado State				Did Not Travel								
Air Force				DNP - CD								
at New Mexico												

MISCELLANEOUS STATS / SAN DIEGO STATE RECORD

Category	2016-17 Season	
	Games	SDSU W/L
Double-Figure Scoring	0	0-0
20-Point Games	0	0-0
Led SDSU in Scoring	0	0-0
Led SDSU in Rebounding	0	0-0
Led SDSU in Assists	0	0-0
Multiple 3FG	0	0-0
Multiple Steals	0	0-0
One Turnover or Less	3	3-0
Consecutive Games	Current	Long
Consecutive Games Played	0	1
One Turnover or Less	3	3
Scoring A Point	1	1
Double-Figure Scoring	0	0
With At Least 1 Assist	0	0

► WILSON CAREER STATISTICS

Year	G-GS	Min.-Avg.	FG-FGA	Pct.	3P-3PA	Pct.	FT-FTA	Pct.	OR	DR	Reb	Avg.	PF-D	AT	TO	BS	ST	Pts	Avg.
16-17	4-0	18-4.5	0-4	.000	0-3	.000	1-2	.500	0	1	1	0.3	3-0	0	4	1	2	1	0.3

SEASON / CAREER HIGHS

Points

Season	18 vs. Savannah State (11-28-16)
Career	18 vs. Savannah State (11-28-16)

Rebounds

Season	13 vs. Southern Miss (12-22-16)
Career	13 vs. Southern Miss (12-22-16)

Assists

Season	6 at Nevada (1-4-17)
Career	6 at Nevada (1-4-17)

Field Goals

Season	6 vs. San Francisco (12-25-16)
	6 vs. Savannah State (11-28-16)
Career	6 vs. San Francisco (12-25-16)
	6 vs. Savannah State (11-28-16)

Field Goals Attempted

Season	11 at Grand Canyon (12-7-16)
Career	11 at Grand Canyon (12-7-16)

Three-Point Field Goals

Season	1 vs. San Francisco (12-25-16)
	1 vs. California (11-21-16)
Career	1 vs. San Francisco (12-25-16)
	1 vs. California (11-21-16)
	1 vs. Biola (12-7-15)
	1 vs. East Carolina (11-23-15)

Three-Point FG Attempted

Season	3 at Nevada (1-4-17)
Career	3 at Nevada (1-4-17)
	3 vs. Biola (12-7-15)

Free Throws

Season	9 at Grand Canyon (12-7-16)
Career	9 at Grand Canyon (12-7-16)

Free Throws Attempted

Season	11 at Grand Canyon (12-7-16)
Career	11 at Grand Canyon (12-7-16)

Steals

Season	3 vs. New Mexico (1-1-17)
	3 vs. SD Christian (11-16-16)
Career	3 vs. New Mexico (1-1-17)
	3 vs. SD Christian (11-16-16)

Blocked Shots

Season	2 at Utah State (2-15-17)
	2 vs. Alabama State (12-12-16)
Career	4 at Fresno State (2-10-16)

Minutes Played

Season	36 vs. San Diego (11-11-16)
Career	36 vs. San Diego (11-11-16)



14 • ZYLAN CHEATHAM

FORWARD • 6-9 • 220 • SOPHOMORE - 1L
PHOENIX, ARIZ. (SOUTH MOUNTAIN HIGH)

Quick Hits

* Named Hawaiian Airlines Diamond Head Classic Most Outstanding Player (15.7 ppg, 9.3 rpg, 1.3 apg, 0.3 bpg, 1.3 spg, .667 FG, 1.000 3FG, .857 FT).

* Averaging 6.7 rebounds in his last 21 games (141 rebs.), including 8.5 over his last two outings.

* Is third on the team in steals (30).

* His 6-for-6 effort from the field vs. Savannah State (11-28-16) was tied for the third-best shooting performance of the Steve Fisher era... Also went 5-for-5 vs. Alabama State (12-12-16).

Season Highlights

* Played a career-high 36 minutes and did not commit a foul for an injury-plagued team vs. San Diego (11-11-16).

* Had a team-high six rebounds and two assists at No. 14/14 Gonzaga (11-14-16).

* Posted season highs in points (15), rebounds (7), assists (2) and steals (career-high 3) vs. San Diego Christian (11-16-16).

* Scored a career-high 18 points after making a career-high six field goals (6-for-6) and grabbed a team-high eight rebounds in 22 minutes vs. Savannah State (11-28-16).

* Scored 17 points, the most away from Viejas Arena, and grabbed a career-high 12 rebounds at Grand Canyon (12-7-16)... Made a career-high nine free throws.

* Made all five shot attempts to finish with 11 points, while adding a season-high three assists and two blocked shots vs. Alabama State (12-12-16).

* Recorded a game-high 16 points and led all players with a career-high 13 rebounds, while adding three assists vs. Southern Miss (12-22-16) at the Diamond Head Classic.

* Scored in double figures for a third straight game, a career best, when he finished with 15 points vs. Tulsa (12-23-16) in the semifinals of the Diamond Head Classic.

* Produced a double-double with a team-high 16 points and a game-best 11 rebounds to go with two steals vs. San Francisco (12-25-16) in the championship game of the Diamond Head Classic.

* Matched his career high with three steals and added a team-high eight rebounds vs. New Mexico (1-1-17).

* Set a career high with six assists and led the team with eight rebounds at Nevada (1-4-17).

* Had game highs of seven rebounds and two steals vs. Utah State (1-14-17).

* Made 6-of-7 free throws, all in the second half, including four straight and finished with eight points at Fresno State (2-4-17), his first after a two-game absence (foot).

* Totaled eight points, seven rebounds, two assists and one steal in just 11 minutes vs. San José State (2-7-17).

* Led the team with nine rebounds and scored eight points at Colorado State (2-25-17).

2016-17 GAME-BY-GAME STATISTICS

Opponent	GS	FG	3FG	FT	O-D-R	PF	TP	A	TO	B	S	MP
San Diego	*	3-7	0-1	2-3	2-2-4	0	8	1	1	1	1	36
at Gonzaga	*	1-3	0-0	2-2	0-6-6	3	4	2	3	1	1	31
San Diego Christian	*	5-10	0-1	5-6	2-5-7	3	15	2	5	0	3	33
vs. California	*	3-6	1-1	1-3	1-1-2	4	8	0	0	0	0	21
Savannah State	*	6-6	0-0	6-7	3-5-8	3	18	1	0	1	2	22
at Loyola	*	3-10	0-1	0-1	3-1-4	3	6	1	1	0	0	26
at Grand Canyon	*	4-11	0-1	9-11	5-7-12	4	17	1	2	1	0	28
Arizona State	*	2-5	0-0	3-4	3-2-5	5	7	2	4	1	2	26
Alabama State	*	5-5	0-0	1-2	2-4-6	1	11	3	2	2	1	21
vs. Southern Miss	*	4-6	0-0	8-9	3-10-13	1	16	3	1	1	0	28
vs. Tulsa	*	4-8	0-0	7-8	1-3-4	1	15	1	1	0	2	28
vs. San Francisco	*	6-7	1-1	3-4	3-8-11	1	16	0	2	0	2	33
New Mexico	*	2-6	0-0	3-4	2-6-8	3	7	1	6	0	3	31
at Nevada	*	3-9	0-3	0-0	4-4-8	2	6	6	3	1	0	32
at Boise State	*	4-6	0-0	4-6	0-1-1	5	12	2	0	0	0	16
San Jose State	*	3-5	0-0	4-6	1-7-8	3	10	2	3	1	1	22
Utah State	*	4-5	0-0	0-0	1-6-7	3	8	1	1	0	2	24
at UNLV	*	2-3	0-1	4-4	1-3-4	3	8	0	2	0	1	15
at Air Force	*	2-2	0-0	0-0	1-5-6	2	4	3	3	0	1	30
Colorado State	DNP - Injured											
Wyoming	DNP - Injured											
at Fresno State	1-4	0-1	6-7	2-2-4	2	8	0	1	1	0	19	
at San Jose State	3-5	0-0	2-2	5-2-7	3	8	2	2	0	1	11	
Nevada	2-4	0-1	0-2	2-4-6	3	4	2	3	1	2	21	
at Utah State	*	1-5	0-0	3-4	0-5-5	4	5	0	2	2	1	24
UNLV	*	3-7	0-0	3-6	2-3-5	3	9	2	0	1	2	25
Fresno State	*	0-3	0-0	0-0	1-3-4	2	0	1	1	0	0	19
at Colorado State	3-6	0-0	2-2	4-5-9	3	8	0	4	1	1	19	
Air Force	4-9	0-0	0-0	5-3-8	4	8	1	1	0	1	21	
at New Mexico												

MISCELLANEOUS STATS / SAN DIEGO STATE RECORD

Category	2016-17 Season		Career	
	Games	SDSU W/L	Games	SDSU W/L
Double-Figure Scoring	9	7-2	19	15-4
Double-Figure Rebounds	3	2-1	9	6-3
Double-Doubles	3	2-1	5	4-1
Led SDSU in Scoring	3	3-0	5	4-1
Led SDSU in Rebounding	9	4-5	20	10-10
Led SDSU in Assists	5	1-4	9	3-6
15+ Point Games	6	5-1	8	7-1
15+ Rebound Games	0	0-0	0	0-0
Consecutive Games	Current	Long		
Double-Figure Scoring	0	4		
With At Least 1 Assist	1	7		
Played 30 or More Minutes	0	3		
Consecutive Made FTs	5	8		

► CHEATHAM CAREER STATISTICS

Year	G-GS	Min.-Avg.	FG-FGA	Pct.	3P-3PA	Pct.	FT-FTA	Pct.	OR	DR	Reb	Avg.	PF-D	AT	TO	BS	ST	Pts	Avg.
15-16	38-26	791-20.8	93-176	.528	3-17	.176	111-155	.716	62	143	205	5.4	87-2	36	72	26	22	300	7.9
16-17	27-22	662-24.5	83-163	.509	2-12	.167	78-103	.757	59	113	172	6.4	74-2	40	54	16	30	246	9.1
Totals	65-48	1,453-22.4	176-339	.519	5-29	.172	189-258	.733	121	256	377	5.8	161-4	76	126	42	52	546	8.4

SEASON / CAREER HIGHS

Points

Season	16 vs. UNLV (2-19-17)
Career	16 vs. UNLV (2-19-17) 16 at Colorado State (1-24-15)

Rebounds

Season	5 at Grand Canyon (12-7-16)
Career	5 at Grand Canyon (12-7-16) 5 vs. Nevada (3-7-15) 5 vs. UC Riverside (12-22-14) 5 at UNLV (3-14-14) 5 vs. St. Katherine (12-27-13)

Assists

Season	3 vs. San José State (1-10-17)
Career	6 vs. Air Force (2-13-16)

Field Goals

Season	5 vs. UNLV (2-19-17) 5 vs. Utah State (1-14-17) 5 vs. Savannah State (11-28-16)
Career	6 at Colorado State (1-24-15)

Field Goals Attempted

Season	13 vs. Savannah State (11-28-16)
Career	13 vs. Savannah State (11-28-16)

Three-Point Field Goals

Season	5 vs. Savannah State (11-28-16)
Career	5 vs. Savannah State (11-28-16)

Three-Point FG Attempted

Season	12 vs. Savannah State (11-28-16)
Career	12 vs. Savannah State (11-28-16) 12 vs. Air Force (12-31-14)

Free Throws

Season	4 vs. Air Force (3-1-17)
Career	4 vs. Air Force (3-1-17)

Free Throws Attempted

Season	5 vs. Wyoming (1-31-17)
Career	5 vs. Wyoming (1-31-17)

Steals

Season	3 vs. UNLV (2-19-17)
Career	3 vs. UNLV (2-19-17) 3 at Wyoming (1-14-15)

Blocked Shots

Season	2 vs. San Francisco (12-25-16)
Career	2 vs. Tulsa (12-23-16) 3 at Air Force (1-20-15)

Minutes Played

Season	30 at Air Force (1-24-17)
Career	30 at Air Force (1-24-17)



20 • MATT SHRIGLEY

FORWARD • 6-6 • 190 • SENIOR - 3L
SAN DIEGO, CALIF. (LA COSTA CANYON HIGH)

Quick Hits

- * Has played the second-most games among all Aztecs (109).
- * Has made four starts this season.
- * Made 40 three-pointers over his last 24 games and 29 in his last 18 outings.
- * Has knocked down 135 career three-pointers, which is the most on the team and seventh most in school history.
- * Has made his last six free-throw attempts after opening the season 5-for-11.
- * Only committed 62 turnovers in 1,942 career minutes.

Season Highlights

- * Made his season debut at No. 14/14 Gonzaga (11-14-16) and had three rebounds in 14 minutes after missing the opener vs. San Diego (11-11-16) due to an ankle injury.
- * Knocked down three treys en route to 10 points vs. California (11-21-16).
- * Established a career high with five three-pointers and finished with 15 points vs. Savannah State (11-28-16).
- * Started his first game of the season vs. Alabama State (12-12-16) and finished with five points, four rebounds, one assist, a season-high one blocked shot and a season-best two steals.
- * Made half of his four three-point attempts in a season-high 24 minutes vs. Southern Miss (12-22-16) at the Diamond Head Classic.
- * Knocked down two three-pointers for six points and had two assists and a season-high two blocked shots vs. Tulsa (12-23-16) in the semifinals of the Diamond Head Classic.
- * Was 3-for-6 from behind the arc and finished with nine points and a season-high two blocked shots vs. San Francisco (12-25-16) in the championship game of the Diamond Head Classic.
- * Played 19 minutes at Boise State (1-7-17) after missing the first two Mountain West games due to a high ankle sprain suffered before the start of conference action.
- * Dished a season-high three assists vs. San José State (1-10-17).
- * Made 4-of-6 from behind the three-point arc, and a season-high five field goals overall, before finishing with a team-high 14 points vs. Utah State (1-14-17).
- * Scored six points on two three-pointers in a career-high 30 minutes at Air Force (1-24-17).
- * Made a trio of three-pointers en route to 10 points and added two assists vs. Nevada (2-12-17)... Seven of his 10 points came in the final 1:08 of the first half to turn a seven-point lead into a 14-point halftime advantage.
- * Nailed two three-pointers and finished with six points and a season-high two steals at Utah State (2-15-17).
- * Matched his career high with 16 points (4 3FG), all of which came in the first half, and a game-high three steals vs. UNLV (2-19-17).
- * Finished with 10 points on Senior Night vs. Air Force (3-1-17)... Made two clutch three-pointers, in back-to-back style, in the second half to push a six-point lead to nine and a nine-point lead to 12.

2016-17 GAME-BY-GAME STATISTICS

Opponent	GS	FG	3FG	FT	O-D-R	PF	TP	A	TO	B	S	MP
San Diego		DNP - Injured										
at Gonzaga	0-2	0-2	0-0	1-2-3	0	0	0	0	0	0	0	14
San Diego Christian		DNP - Injured										
vs. California	3-7	3-7	1-2	0-1-1	1	10	0	0	0	0	0	19
Savannah State	5-13	5-12	0-0	0-4-4	1	15	0	0	0	0	0	21
at Loyola	2-7	1-4	0-0	1-0-1	1	5	0	0	0	1	1	15
at Grand Canyon	1-3	1-3	0-0	2-3-5	1	3	2	1	0	0	0	24
Arizona State	0-4	0-4	0-0	1-0-1	0	0	1	2	0	1	1	19
Alabama State	*	2-2	1-1	0-0	0-4-4	1	5	1	2	1	2	19
vs. Southern Miss	2-5	2-4	0-0	1-3-4	0	6	0	0	0	0	0	24
vs. Tulsa	2-6	2-5	0-0	1-1-2	3	6	2	1	2	2	2	21
vs. San Francisco	3-6	3-6	0-0	0-2-2	2	9	0	0	2	1	2	26
New Mexico		DNP - Injured										
at Nevada		DNP - Injured										
at Boise State	0-3	0-3	0-0	0-2-2	1	0	0	1	1	0	0	19
San Jose State	1-3	1-3	1-2	0-0-0	0	4	3	3	1	0	1	17
Utah State	5-7	4-6	0-0	0-1-1	0	14	1	0	0	1	1	19
at UNLV	1-2	1-2	0-0	0-4-4	1	3	0	0	1	1	1	27
at Air Force	2-6	2-6	0-0	0-2-2	2	6	0	1	0	0	0	30
Colorado State	0-2	0-2	0-0	0-2-2	0	0	0	0	0	0	0	17
Wyoming	0-2	0-2	2-5	0-2-2	2	2	1	0	0	1	1	24
vs. Fresno State	*	1-5	1-5	0-0-0	1	3	2	0	1	0	1	26
at San Jose State	*	2-6	2-6	0-0	0-2-2	4	6	0	1	0	0	18
Nevada	3-8	3-6	1-2	0-1-1	2	10	2	0	0	1	1	16
at Utah State	2-7	2-7	0-0	1-0-1	1	6	1	0	0	2	1	19
UNLV	5-12	4-10	2-2	0-2-2	1	16	0	0	0	3	2	26
Fresno State	0-3	0-2	0-0	2-1-3	0	0	1	0	0	1	1	21
at Colorado State	0-5	0-5	0-0	0-1-1	2	0	0	0	0	0	0	22
Air Force	*	2-9	2-8	4-4	0-2-2	1	10	0	1	0	0	27
at New Mexico												

MISCELLANEOUS STATS / SAN DIEGO STATE RECORD

Category	2016-17 Season Games	SDSU W/L	Career Games	Career SDSU W/L
Double-Figure Scoring	6	6-0	21	19-2
20-Point Games	0	0-0	0	0-0
Led SDSU in Scoring	1	1-0	2	2-0
Led SDSU in Rebounding	0	0-0	0	0-0
Led SDSU in Assists	0	0-0	4	2-2
Multiple 3FG	12	10-2	37	31-6
Multiple Steals	4	4-0	11	10-1
One Turnover or Less	22	13-9	90	67-23
Consecutive Games	Current	Long		
Consecutive Games Played	15	36		
Without Fouling Out	109	109		
Scoring A Point	1	11		
Double-Figure Scoring	1	3		
With At Least 1 Assist	0	9		

► SHRIGLEY CAREER STATISTICS

Year	G-GS	Min.-Avg.	FG-FGA	Pct.	3P-3PA	Pct.	FT-FTA	Pct.	OR	DR	Reb	Avg.	PF-D	AT	TO	BS	ST	Pts	Avg.
13-14	36-3	568-15.8	63-168	.375	40-113	.354	22-33	.667	8	48	56	1.6	54-0	18	17	12	14	188	5.2
14-15	30-17	632-21.1	53-156	.340	41-126	.325	6-6	1.000	6	43	49	1.6	38-0	31	26	9	24	153	5.1
15-16	18-0	212-11.8	15-54	.278	14-49	.286	0-1	.000	3	15	18	1.0	18-0	11	6	2	2	44	2.4
16-17	25-4	530-21.2	44-135	.326	40-121	.331	11-17	.647	10	42	52	2.1	28-0	17	13	9	17	139	5.6
Totals	109-24	1,942-17.8	175-513	.341	135-409	.330	39-57	.684	27	148	175	1.6	138-0	77	62	32	57	524	4.8

SEASON / CAREER HIGHS

Points

Season	19 vs. Colorado State (1-28-17)
Career	22 at Colorado State (1-24-15)

Rebounds

Season	10 vs. Nevada (2-12-17)
Career	12 vs. Washington (3-21-16)

Assists

Season	3 vs. Air Force (3-1-17)
	3 at Fresno State (2-4-17)
	3 vs. Wyoming (1-31-17)
	3 at Grand Canyon (12-7-16)
	3 at Loyola (12-3-16)
Career	5 vs. UNLV (3-5-16)

Field Goals

Season	7 vs. UNLV (2-19-17)
	7 vs. Colorado State (1-28-17)
Career	9 at Colorado State (1-24-15)

Field Goals Attempted

Season	13 vs. Fresno State (2-22-17)
Career	16 vs. Fresno State (3-12-16)

Three-Point Field Goals

Season	2 at San José State (2-7-17)
	2 vs. Southern Miss (12-22-16)
Career	4 at Colorado State (1-24-15)

Three-Point FG Attempted

Season	5 vs. Air Force (3-1-17)
	5 at San José State (2-7-17)
	5 vs. Southern Miss (12-22-16)
Career	5 - nine times

Free Throws

Season	6 vs. Wyoming (1-31-17)
Career	6 vs. Wyoming (1-31-17)
	6 at New Mexico (3-1-16)

Free Throws Attempted

Season	8 vs. Wyoming (1-31-17)
Career	8 vs. Wyoming (1-31-17)

Steals

Season	4 vs. Wyoming (1-31-17)
Career	4 vs. Wyoming (1-31-17)

Blocked Shots

Season	3 vs. Southern Miss (12-22-16)
Career	3 vs. Southern Miss (12-22-16)
	3 vs. Colorado State (2-2-16)
	3 vs. Nevada (3-7-15)
	3 vs. Boise State (2-28-15)

Minutes Played

Season	32 vs. Air Force (3-1-17)
	32 vs. Wyoming (1-31-17)
Career	37 at New Mexico (3-1-16)



21 • MALIK POPE

FORWARD • 6-10 • 220 • JUNIOR - 2L
SACRAMENTO, CALIF. (LAGUNA CREEK HIGH)

Quick Hits

- * Has scored in double figures in a career-long-tying four straight games.
- * Last 10 games: 12.2 ppg (.474 FG, .417 3FG), 7.0 rpg, 1.7 apg.
- * Missed the first three games of the season (knee), but debuted vs. California (11-21-16)... Played the next eight games, but missed six straight (knee)... Returned vs. Utah State (1-14-17) and has played 13 games in a row.
- * Scored at least seven points in 16 of his 20 games this season.
- * Scored in double figures in six of his last seven games.
- * Had the second-highest three-point field-goal percentage (.373) and made the third-most three-pointers on the team (38) in 2015-16 despite averaging the sixth-most minutes (21.3).

Season Highlights

- * Scored SDSU's first six points vs. California (11-21-16) and finished with 14 to go with five rebounds vs. California (11-21-16).
- * Blocked a team-high two shots vs. Savannah State (11-28-16).
- * Led the team with seven rebounds, three assists and two blocked shots at Loyola (12-3-16).
- * Led the team for the second straight game with three assists and had a team-high two steals at Grand Canyon (12-7-16).
- * Was 6-for-10 from the field for a team-best 16 points and team-high seven rebounds vs. Alabama State (12-12-16).
- * Matched his career high with three blocked shots while adding nine points vs. Southern Miss (12-22-16) at the Diamond Head Classic.
- * Returned from a six-game absence (knee) vs. Utah State (1-14-17) and posted nine points, five rebounds, one assist and one blocked shot in 23 minutes.
- * Had seven points, four rebounds, one blocked shot and one steal in 14 minutes before suffering a neck strain at Air Force (1-24-17).
- * Led the team with season-high numbers of 19 points and seven rebounds, while adding two assists in just 22 minutes vs. Colorado State (1-28-17).
- * Scored 17 points on 5-of-6 shooting to go with a career-high six free throws, while setting a season high for the second straight game with eight rebounds vs. Wyoming (1-31-17)... Also had a team- and season-high three assists, and a career-high four steals.
- * Went for nine points, a game-high seven rebounds and team highs of three assists and two steals at Fresno State (2-4-17).
- * Produced his first double-double of the season with 12 points and a season-high 10 rebounds vs. Nevada (2-12-17).
- * Made 7-of-9 shots to finish with a team-high 17 points, while recording a game-high nine rebounds vs. UNLV (2-19-17).
- * Recorded 11 points and team highs of six rebounds and two blocked shots vs. Fresno State (2-22-17).
- * Posted 10 points, seven rebounds and a team-high two blocked shots at Colorado State (2-25-17).
- * Led the team with 11 points and two blocked shots, while adding eight rebounds and a season-high three assists vs. Air Force (3-1-17).

2016-17 GAME-BY-GAME STATISTICS

Opponent	GS	FG	3FG	FT	O-D-R	PF	TP	A	TO	B	S	MP
San Diego		DNP - Injured										
at Gonzaga		DNP - Injured										
San Diego Christian		DNP - Injured										
vs. California	*	6-10	0-1	2-3	4-1-5	5	14	0	2	0	1	19
Savannah State	*	3-7	0-2	2-3	1-4-5	0	8	1	3	2	0	22
at Loyola	*	3-8	1-3	0-0	0-7-7	1	7	3	4	2	0	29
at Grand Canyon	*	2-6	0-1	0-0	1-1-2	2	4	3	0	0	2	21
Arizona State	*	2-6	0-1	0-0	1-2-3	2	4	1	2	0	2	20
Alabama State	*	6-10	1-2	3-7	0-7-7	1	16	2	1	0	0	28
vs. Southern Miss	*	3-7	2-5	1-2	2-2-4	2	9	0	1	3	0	24
vs. Tulsa		DNP - Injured										
vs. San Francisco		DNP - Injured										
New Mexico		DNP - Injured										
at Nevada		DNP - Injured										
at Boise State		DNP - Injured										
San Jose State		DNP - Injured										
Utah State		3-4	0-0	3-4	0-5-5	1	9	1	1	1	0	23
at UNLV		1-8	0-2	0-0	3-2-5	3	2	1	1	1	1	15
at Air Force		3-7	1-2	0-0	2-2-4	1	7	0	0	1	1	14
Colorado State	*	7-12	1-2	4-6	3-4-7	4	19	2	0	0	0	22
Wyoming	*	5-6	1-1	6-8	1-7-8	2	17	3	3	1	4	32
at Fresno State	*	4-10	1-2	0-2	0-7-7	3	9	3	4	1	2	31
at San Jose State	*	3-8	2-5	2-2	1-2-3	1	10	2	3	1	1	30
Nevada	*	5-10	1-2	1-2	1-9-10	2	12	0	0	1	0	28
at Utah State	*	3-7	0-1	0-0	1-4-5	3	6	2	1	0	0	27
UNLV	*	7-9	1-1	2-2	3-6-9	2	17	1	2	0	1	30
Fresno State	*	4-13	0-2	3-4	1-5-6	3	11	1	1	2	0	31
at Colorado State	*	4-11	2-3	0-0	3-4-7	2	10	0	1	2	0	26
Air Force	*	3-9	1-5	4-5	1-7-8	3	11	3	1	2	0	32
at New Mexico												

MISCELLANEOUS STATS / SAN DIEGO STATE RECORD

Category	2016-17 Season Games	SDSU W/L	Career Games	Career SDSU W/L
Double-Figure Scoring	10	6-4	26	19-7
Double-Doubles	1	1-0	5	4-1
Led SDSU in Scoring	4	3-1	11	7-4
Led SDSU in Rebounding	9	6-3	19	13-6
Led SDSU in Assists	4	2-2	9	6-3
15+ Point Games	4	3-1	11	8-3
2+ Assist Games	9	5-4	19	13-6
Consecutive Games	Current	Long		
Double-Figure Scoring	4	4		
With At Least 1 Assist	1	5		
Played 30 or More Minutes	1	3		
Consecutive Made FTs	0	8		

► POPE CAREER STATISTICS

Year	G-GS	Min.-Avg.	FG-FGA	Pct.	3P-3PA	Pct.	FT-FTA	Pct.	OR	DR	Reb	Avg.	PF-D	AT	TO	BS	ST	Pts	Avg.
14-15	31-0	459-14.8	56-123	.455	20-49	.408	27-40	.675	25	59	84	2.7	30-0	19	25	24	8	159	5.1
15-16	38-16	810-21.3	101-252	.401	38-102	.373	37-57	.649	33	156	189	5.0	56-1	29	41	29	10	277	7.3
16-17	20-17	504-25.2	77-168	.458	15-43	.349	33-50	.660	29	88	117	5.9	43-1	29	31	20	15	202	10.1
Totals	89-33	1,773-19.9	234-543	.431	73-194	.376	97-147	.660	87	303	390	4.4	129-2	77	97	73	33	638	7.2

SEASON / CAREER HIGHS

Points

Season	12 vs. Wyoming (1-31-17)
	12 vs. Savannah State (11-28-16)
Career	21 vs. UMKC (11-14-14)

Rebounds

Season	6 at Gonzaga (11-14-16)
Career	7 vs. UMKC (11-14-14)

Assists

Season	2 vs. Alabama State (12-12-16)
Career	3 vs. Florida (2-24-15)

Field Goals

Season	5 vs. Wyoming (1-31-17)
Career	9 vs. UMKC (11-14-14)

Field Goals Attempted

Season	14 vs. Wyoming (1-31-17)
Career	23 vs. UMKC (11-14-14)

Three-Point Field Goals

Season	2 vs. Savannah State (11-28-16)
Career	4 at Chaminade (11-26-14)

Three-Point FG Attempted

Season	5 vs. Wyoming (1-31-17)
Career	8 at Chaminade (11-26-14)

Free Throws

Season	4 vs. San José State (1-10-17)
	4 vs. Tulsa (12-23-16)
	4 vs. Alabama State (12-12-16)
Career	8 vs. Arizona (11-24-14)

Free Throws Attempted

Season	4 vs. San José State (1-10-17)
	4 vs. Tulsa (12-23-16)
	4 vs. Alabama State (12-12-16)
Career	12 vs. Arizona (11-24-14)

Steals

Season	2 vs. Wyoming (1-31-17)
	2 vs. San José State (1-10-17)
	2 vs. Tulsa (12-23-16)
Career	3 at Chaminade (11-26-14)

Blocked Shots

Season	1 vs. San José State (1-10-17)
Career	1 vs. Oklahoma State (12-30-14)
	1 vs. Elon (12-11-14)

Minutes Played

Season	32 vs. San Diego (11-11-16)
Career	36 vs. UMKC (11-14-14)



23 • MONTAQUE GILL-CAESAR

GUARD • 6-6 • 215 • SOPHOMORE - TR
VAUGHAN, ONTARIO, CANADA (MISSOURI)

Quick Hits

- * Named the preseason Mountain West Newcomer of the Year.
- * His 9.1 scoring average as a freshman in 2014-15 at Missouri would have ranked fourth on the team last season.
- * Averaged 11.0 points for Missouri at the 2014 Maui Invitational, the same tournament the Aztecs competed in.
- * Scored 15 or more points in seven of his 13 double-digit scoring efforts in 2014-15.

Season Highlights

- * Started his first SDSU game vs. San Diego (11-11-16) after becoming eligible following his transfer, making him the first to do so since Josh Davis in 2013-14.
- * Came off the bench to grab a team-best six rebounds at No. 14/14 Gonzaga (11-14-16).
- * Posted 12 points, which was one more than he had coming into the game, and five rebounds vs. Savannah State (11-28-16).
- * Made half of his six attempts from the field to finish with 11 points and a season-high two assists vs. Alabama State (12-12-16).
- * Scored nine points and had a season-high two steals vs. Tulsa (12-23-16) in the semi-finals of the Diamond Head Classic.
- * Contributed 10 points, four rebounds, a career-high one blocked shots and a season-high two steals vs. San José State (1-10-17).
- * Scored 12 points on a season-high five baskets and had a season-high two steals in 12 minutes vs. Wyoming (1-31-17).

2016-17 GAME-BY-GAME STATISTICS

Opponent	GS	FG	3FG	FT	O-D-R	PF	TP	A	TO	B	S	MP
San Diego	*	1-6	0-2	0-0	1-3-4	3	2	0	2	0	0	32
at Gonzaga		2-8	1-4	1-2	0-6-6	1	6	0	2	0	0	20
San Diego Christian	*	0-2	0-0	1-2	0-1-1	0	1	0	0	0	0	8
vs. California		1-4	0-1	0-1	0-1-1	2	2	0	1	0	0	6
Savannah State		4-9	2-4	2-2	3-2-5	0	12	0	2	0	1	19
at Loyola		1-2	0-0	0-0	0-0-0	1	2	0	2	0	0	15
at Grand Canyon		0-1	0-0	0-0	0-0-0	0	0	0	0	0	0	4
Arizona State		0-3	0-2	2-2	0-1-1	0	2	1	1	0	0	10
Alabama State		3-6	1-3	4-4	0-2-2	2	11	2	1	0	1	24
vs. Southern Miss		0-1	0-0	0-0	0-0-0	1	0	0	1	0	0	7
vs. Tulsa		2-5	1-1	4-4	0-1-1	2	9	0	1	0	2	17
vs. San Francisco		0-3	0-2	0-0	0-2-2	1	0	1	1	0	0	15
New Mexico		0-3	0-3	0-0	1-0-1	1	0	1	1	0	0	16
at Nevada		1-4	0-2	1-2	0-2-2	0	3	0	0	0	0	15
at Boise State		0-3	0-0	0-0	2-0-2	1	0	1	1	0	0	17
San Jose State		3-8	0-3	4-4	1-3-4	2	10	0	2	1	2	20
Utah State		0-2	0-1	0-0	0-2-2	1	0	0	1	0	0	10
at UNLV		0-0	0-0	0-0	0-0-0	0	0	0	0	0	0	3
at Air Force		0-1	0-0	0-0	1-0-1	2	0	0	0	0	0	4
Colorado State		0-1	0-1	0-0	0-1-1	0	0	0	0	0	0	6
Wyoming		5-14	0-5	2-2	1-0-1	1	12	0	0	0	2	12
at Fresno State		DNP - Injured										
at San Jose State		2-6	0-1	2-3	2-1-3	3	6	0	2	0	0	11
Nevada		1-1	0-0	0-0	0-0-0	0	2	0	0	0	1	3
at Utah State		DNP - Injured										
UNLV		DNP - Injured										
Fresno State		DNP - Injured										
at Colorado State		Did Not Travel										
Air Force		0-2	0-0	0-0	1-1-2	0	0	0	1	0	0	7
at New Mexico												

MISCELLANEOUS STATS / SAN DIEGO STATE RECORD

Category	2016-17 Season Games	SDSU W/L	Career Games	Career SDSU W/L
Double-Figure Scoring	4	4-0	17	4-0
Double-Figure Rebounds	0	0-0	0	0-0
Double-Doubles	0	0-0	0	0-0
Led SDSU in Scoring	0	0-0	0	0-0
Led SDSU in Rebounding	1	0-1	1	0-1
Led SDSU in Assists	0	0-0	0	0-0
15+ Point Games	0	0-0	7	0-0
One Turnover or Less	18	11-7	29	11-7
Multiple Three-Pointers	1	1-0	9	1-0
Consecutive Games	Current	Long		
Double-Figure Scoring	0	1		
With At Least 1 Assist	0	3		
Played 30 or More Minutes	0	1		
Consecutive Made FTs	0	13		

► GILL-CAESAR CAREER STATISTICS

* - Missouri

Year	G-GS	Min.-Avg.	FG-FGA	Pct.	3P-3PA	Pct.	FT-FTA	Pct.	OR	DR	Reb	Avg.	PF-D	AT	TO	BS	ST	Pts	Avg.
14-15*	27-13	647-24.0	84-231	.364	29-94	.309	49-66	.742	20	60	80	3.0	55-1	14	52	2	19	246	9.1
16-17	24-2	301-12.5	26-95	.274	5-35	.143	23-28	.821	13	29	42	1.8	24-0	6	22	1	9	80	3.3
Totals	51-15	948-18.6	110-326	.337	34-129	.264	72-94	.766	33	89	122	2.4	79-1	20	74	3	28	326	6.4

CAREER HIGHS

Points

Career 5 at Utah State (2-15-17)

Rebounds

Career 3 at Utah State (2-15-17)

Assists

Career

Field Goals

Career 2 at Utah State (2-15-17)
2 vs. SD Christian (11-16-16)

Field Goals Attempted

Career 6 vs. SD Christian (11-16-16)

Three-Point Field Goals

Career 1 at Utah State (2-15-17)

Three-Point FG Attempted

Career 1 vs. Fresno State (2-22-17)
1 at Utah State (2-15-17)
1 vs. SD Christian (11-16-16)
1 at Gonzaga (11-14-16)

Free Throws

Career

Free Throws Attempted

Career

Steals

Career 1 at Utah State (2-15-17)

Blocked Shots

Career

Minutes Played

Career 18 vs. SD Christian (11-16-16)



24 • NOLAN NARAIN

FORWARD • 6-9 • 220 • FRESHMAN - RS

HAMILTON, ONTARIO, CANADA (LA LUMIERE SCHOOL)

Quick Hits

- * Has seen action in nine games this season.
- * Grabbed at least one rebound in his last seven outings.
- * Is one of six players this season that stand 6-9 or taller.

Season Highlights

- * Made his first field-goal attempt of his career (1-1) in four minutes of action vs. San Diego (11-11-16).
- * Played 10 minutes at No. 14/14 Gonzaga (11-14-16).
- * Scored four points and grabbed his first career rebound vs. San Diego Christian (11-16-16).
- * Made his only attempt from the field to finish with two points and one rebound vs. Alabama State (12-12-16).
- * Scored five points, knocked down his first career three-pointer, grabbed three rebounds and had a steal in 12 minutes at Utah State (2-15-17).

2016-17 GAME-BY-GAME STATISTICS

Opponent	GS	FG	3FG	FT	O-D-R	PF	TP	A	TO	B	S	MP
San Diego	1-1	0-0	0-0	0-0-0	1	2	0	0	0	0	0	4
at Gonzaga	0-3	0-1	0-0	0-0-0	1	0	0	0	0	0	0	10
San Diego Christian	2-6	0-1	0-0	0-1-1	2	4	0	1	0	0	0	18
vs. California	DNP - CD											
Savannah State	0-3	0-0	0-0	0-1-1	0	0	0	0	0	0	0	5
at Loyola	DNP - CD											
at Grand Canyon	DNP - CD											
Arizona State	DNP - CD											
Alabama State	1-1	0-0	0-0	1-0-1	0	2	0	0	0	0	0	3
vs. Southern Miss	0-0	0-0	0-0	0-1-1	1	0	0	1	0	0	0	1
vs. Tulsa	DNP - CD											
vs. San Francisco	DNP - CD											
New Mexico	DNP - Injured											
at Nevada	DNP - CD											
at Boise State	DNP - CD											
San Jose State	DNP - CD											
Utah State	0-0	0-0	0-0	0-1-1	1	0	0	1	0	0	0	1
at UNLV	DNP - CD											
at Air Force	DNP - CD											
Colorado State	DNP - CD											
Wyoming	DNP - CD											
at Fresno State	DNP - CD											
at San Jose State	DNP - CD											
Nevada	DNP - CD											
at Utah State	2-3	1-1	0-0	1-2-3	3	5	0	0	0	0	1	12
UNLV	DNP - CD											
Fresno State	0-1	0-1	0-0	0-1-1	0	0	0	0	0	0	0	1
at Colorado State	DNP - CD											
Air Force	DNP - CD											
at New Mexico												

MISCELLANEOUS STATS / SAN DIEGO STATE RECORD

Category	2016-17 Season	
	Games	SDSU W/L
Double-Figure Scoring	0	0-0
15-Point Games	0	0-0
Led SDSU in Scoring	0	0-0
Led SDSU in Rebounding	0	0-0
Led SDSU in Assists	0	0-0
Multiple Steals	0	0-0
One Turnover or Less	9	7-2
Consecutive Games	Current	Long
Consecutive Games Played	0	3
Without Fouling Out	9	9
Scoring A Point	0	1
One Turnover or Less	9	9

► NARAIN CAREER STATISTICS

Year	G-GS	Min.-Avg.	FG-FGA	Pct.	3P-3PA	Pct.	FT-FTA	Pct.	OR	DR	Reb	Avg.	PF-D	AT	TO	BS	ST	Pts	Avg.
16-17	9-0	55-6.1	6-18	.333	1-4	.250	0-0	.000	2	7	9	1.0	9-0	0	3	0	1	13	1.4

SEASON / CAREER HIGHS

Points

Season
Career 6 vs. San José State (2-25-14)

Rebounds

Season
Career 1 vs. UNLV (3-5-16)
1 vs. San Diego Christian (12-27-14)
1 vs. San José State (2-25-14)
1 vs. St. Katherine (12-27-13)
1 vs. McNeese State (12-21-13)

Assists

Season
Career 1 vs. UNLV (3-5-16)
1 vs. St. Katherine (12-27-13)

Field Goals

Season
Career 2 vs. UNLV (3-5-16)
2 vs. San José State (2-25-14)
2 vs. St. Katherine (12-27-13)

Field Goals Attempted

Season
Career 3 vs. UNLV (3-5-16)

Three-Point Field Goals

Season
Career 2 vs. San José State (2-25-14)

Three-Point FG Attempted

Season
Career 2 vs. UNLV (3-5-16)
2 vs. San Diego Christian (12-27-14)
2 vs. UC Riverside (12-22-14)
2 vs. San José State (2-25-14)

Free Throws

Season
Career

Free Throws Attempted

Season
Career

Steals

Season 1 vs. Nicholls (12-10-15)
Career 1 vs. Nicholls (12-10-15)

Blocked Shots

Season
Career 1 vs. San Diego Christian (12-27-14)

Minutes Played

Season
Career 4 vs. St. Katherine (12-27-13)



Quick Hits

- * Has not played this season.
- * A walk-on who made the team through SDSU's open tryout process prior to the 2013-14 campaign.
- * Attempted a shot in five of seven games last year and in 11 of 16 career outings.
- * Has played in 16 career games, including a career-high seven last season.

33 • NIKSHA FEDERICO

FORWARD • 6-7 • 200 • SENIOR - SQ
SAN DIEGO, CALIF. (CATHEDRAL CATHOLIC HIGH)

2016-17 GAME-BY-GAME STATISTICS

Opponent	GS	FG	3FG	FT	O-D-R	PF	TP	A	TO	B	S	MP
San Diego		Did Not Dress										
at Gonzaga		Did Not Travel										
San Diego Christian		Did Not Dress										
vs. California		Did Not Travel										
Savannah State		Did Not Dress										
at Loyola		Did Not Travel										
at Grand Canyon		Did Not Travel										
Arizona State		Did Not Dress										
Alabama State		Did Not Dress										
vs. Southern Miss		Did Not Travel										
vs. Tulsa		Did Not Travel										
vs. San Francisco		Did Not Travel										
New Mexico		Did Not Dress										
at Nevada		Did Not Travel										
at Boise State		Did Not Travel										
San Jose State		Did Not Dress										
Utah State		Did Not Dress										
at UNLV		Did Not Travel										
at Air Force		Did Not Travel										
Colorado State		Did Not Dress										
Wyoming		Did Not Dress										
at Fresno State		Did Not Travel										
at San Jose State		Did Not Travel										
Nevada		Did Not Dress										
at Utah State		Did Not Travel										
UNLV		Did Not Dress										
Fresno State		Did Not Dress										
at Colorado State		Did Not Travel										
Air Force		Did Not Dress										
at New Mexico												

MISCELLANEOUS STATS / SAN DIEGO STATE RECORD

Category	2016-17 Season		Career	
	Games	SDSU W/L	Games	SDSU W/L
Double-Figure Scoring	0	0-0	0	0-0
Double-Figure Rebounds	0	0-0	0	0-0
Double-Doubles	0	0-0	0	0-0
Led SDSU in Scoring	0	0-0	0	0-0
Led SDSU in Rebounding	0	0-0	0	0-0
Led SDSU in Assists	0	0-0	0	0-0
15+ Point Games	0	0-0	0	0-0
One Turnover or Less	0	0-0	16	15-1
Multiple Three-Pointers	0	0-0	1	1-0
Consecutive Games	Current	Long		
Double-Figure Scoring	0	0		
With At Least 1 Assist	0	1		
Played 30 or More Minutes	0	0		
Consecutive Made FTs	0	0		

FEDERICO CAREER STATISTICS

Year	G-GS	Min.-Avg.	FG-FGA	Pct.	3P-3PA	Pct.	FT-FTA	Pct.	OR	DR	Reb	Avg.	PF-D	AT	TO	BS	ST	Pts	Avg.
13-14	4-0	10-2.5	4-6	.667	3-5	.600	0-0	.000	1	2	3	0.8	1-0	1	0	0	0	11	2.8
14-15	5-0	8-1.6	0-4	.000	0-4	.000	0-0	.000	0	1	1	0.2	1-0	0	0	1	0	0	0.0
15-16	7-0	12-1.7	3-8	.375	2-6	.333	0-0	.000	0	1	1	0.1	1-0	1	0	0	1	8	1.1
16-17																			
Totals	16-0	30-1.9	7-18	.389	5-15	.333	0-0	.000	1	4	5	0.3	3-0	2	0	1	1	19	1.2

SEASON / CAREER HIGHS

Points

Season	30 at Nevada (1-4-17)
Career	30 at Nevada (1-4-17)

Rebounds

Season	7 vs. San José State (1-10-17)
Career	7 vs. San José State (1-10-17)

Assists

Season	9 vs. Savannah State (11-28-16)
Career	9 vs. Savannah State (11-28-16)

Field Goals

Season	12 at Nevada (1-4-17)
Career	12 at Nevada (1-4-17)

Field Goals Attempted

Season	25 at Nevada (1-4-17)
Career	25 at Nevada (1-4-17)

Three-Point Field Goals

Season	7 at Grand Canyon (12-7-16)
Career	7 at Grand Canyon (12-7-16)

Three-Point FG Attempted

Season	12 at Nevada (1-4-17)
Career	12 at Nevada (1-4-17)

Free Throws

Season	6 vs. Arizona State (12-10-16)
	6 vs. California (11-21-16)
Career	10 vs. New Mexico (2-6-16)

Free Throws Attempted

Season	8 vs. Arizona State (12-10-16)
Career	10 vs. New Mexico (2-6-16)

Steals

Season	3 vs. Tulsa (12-23-16)
	3 vs. San Diego (11-11-16)
Career	4 at Wyoming (2-24-16)

Blocked Shots

Season	2 vs. San José State (1-10-17)
	2 vs. California (11-21-16)
Career	2 vs. San José State (1-10-17)
	2 vs. California (11-21-16)
	2 vs. Wyoming (12-30-15)
	2 at Utah (11-16-15)

Minutes Played

Season	37 vs. New Mexico (1-1-17)
Career	38 vs. New Mexico (2-6-16)



42 • JEREMY HEMSLEY

GUARD • 6-3 • 190 • SOPHOMORE - 11
RANCHO CUCAMONGA, CALIF. (DAMIEN HIGH)

Quick Hits

* Became the sixth player in Division I this season with a line of at least 30 points, five assists and zero turnovers and the first at SDSU since at least 1996-97 when he had that exact effort at Nevada (1-4-17).

* Became the 12th player in Division I this season to have a game with at least nine assists and zero turnovers when he accomplished the feat vs. Savannah State (11-28-16).

* SDSU is 10-1 when he has at least four assists, 15-5 when he scored at least 15 points and 21-7 when he commits one turnover or less.

Season Highlights

* Set career highs in points (25) and field goals (9), while adding a team-high-tying two assists and a game-high-tying three steals in just 28 minutes vs. San Diego (11-11-16).

* Led the team with 14 points and two assists at No. 14/14 Gonzaga (11-14-16).

* Led all players with 23 points on 9-of-12 shooting and five assists vs. San Diego Christian (11-16-16).

* Had a team-high 15 points, three assists and a career-high two blocked shots vs. California (11-21-16)... He scored 10 straight late in the first half to extend SDSU's six-point lead to 16.

* Had a career-high nine assists and zero turnovers, while scoring 14 points, vs. Savannah State (11-28-16)... Became the first Aztec to have have a 9-assist, 0-turnover game vs. a Division I opponent since at least 1996-97.

* Established what was then a career high with 28 points (25 in second half, 6-6 3FG) on a career-high-matching nine field goals, including a personal-record seven three-pointers, at Grand Canyon (12-7-16)... At one point, he scored 14 straight points and finished by scoring 18 of the team's final 22 points... His 7-for-8 performance from three-point range was tied for the second-best three-point field goal percentage in a Division I game this season (Micah Seaborn of Monmouth was 8-for-9 against South Carolina State on Nov. 26, 2016) and it was the highest 3-point field-goal percentage ever for an SDSU player (minimum eight attempts), matching Al Faux's 7-for-8 performance against Oklahoma State on Dec. 30, 2000.

* Knocked down 5-of-7 shots from three-point distance and finished with 20 points and a season-high three steals vs. Tulsa (12-23-16) in the semifinals of the Diamond Head Classic.

* Led the team with 16 points in a season-high 37 minutes vs. New Mexico (1-1-17).

* Set a career high with 30 points in 33 minutes at Nevada (1-4-17)... He made a career-high 12 field goals, six of which were three-pointers, had five assists and zero turnovers in 33 minutes... It was the first 30-point game at SDSU since March 2014.

* Led the team in scoring (12), assists (4) and blocked shots (career-high 2), while grabbing a career-best seven rebounds vs. San José State (1-10-17).

* Made three treys before finishing with a team-high 14 points to go with three assists vs. Utah State (1-14-17).

* Poured in 17 points and led the team with three assists and two steals vs. Colorado State (1-28-17).

* Shared the team lead with 13 points and added two assists at San José State (2-7-17).

* Recorded 15 points and led the team with three assists and two steals vs. Nevada (2-12-17).

* Made multiple treys (2) for the first time in five games and finished with 13 points at Utah State (2-15-17).

* Was an efficient 6-for-8 from the floor to finish with 16 points vs. UNLV (2-19-17).

* Led the team with 13 points and two assists vs. Fresno State (2-22-17).

2016-17 GAME-BY-GAME STATISTICS

Opponent	GS	FG	3FG	FT	O-D-R	PF	TP	A	TO	B	S	MP
San Diego	*	9-15	4-5	3-3	0-4-4	4	25	2	1	0	3	28
at Gonzaga	*	5-14	2-6	2-2	0-4-4	0	14	2	5	0	1	32
San Diego Christian	*	9-12	3-4	2-5	0-2-2	0	23	5	1	1	1	32
vs. California	*	4-15	1-1	6-7	0-3-3	2	15	3	1	2	0	33
Savannah State	*	5-14	2-7	2-4	1-2-3	3	14	9	0	1	0	28
at Loyola	*	3-7	2-3	0-0	1-3-4	4	8	0	0	0	0	26
at Grand Canyon	*	9-15	7-8	3-5	2-3-5	2	28	0	2	0	0	35
Arizona State	*	2-3	0-1	6-8	0-0-0	2	10	1	3	0	0	29
Alabama State		DNP - Injured										
vs. Southern Miss	*	3-8	1-5	2-2	0-1-1	1	9	0	3	1	0	25
vs. Tulsa	*	7-13	5-7	1-4	2-2-4	2	20	2	2	0	3	32
vs. San Francisco	*	5-8	2-4	0-0	1-0-1	4	12	2	3	1	0	23
New Mexico	*	6-16	1-7	3-6	1-2-3	3	16	2	3	0	2	37
at Nevada	*	12-25	6-12	0-0	0-3-3	0	30	5	0	0	0	33
at Boise State	*	2-8	0-4	3-4	1-0-1	4	7	1	2	0	0	26
San Jose State	*	3-10	1-3	5-6	0-7-7	0	12	4	1	2	1	33
Utah State	*	5-11	3-7	1-3	0-1-1	1	14	3	1	0	1	30
at UNLV	*	1-10	0-3	2-2	0-1-1	2	4	1	3	0	0	25
at Air Force	*	3-12	1-7	0-0	2-0-2	1	7	3	4	0	0	25
Colorado State	*	6-17	2-8	3-7	2-1-3	0	17	3	1	0	2	33
Wyoming	*	0-4	0-1	5-6	0-2-2	4	5	0	2	0	0	26
at Fresno State	*	5-11	3-7	3-3	0-2-2	1	7	0	3	0	0	20
at San Jose State	*	5-13	1-5	2-3	0-2-2	2	13	2	2	0	0	27
Nevada	*	7-14	0-4	1-1	1-1-2	3	15	3	2	0	2	31
at Utah State	*	4-9	2-5	3-6	1-2-3	2	13	1	2	1	0	34
UNLV	*	6-8	2-3	2-2	0-0-0	3	16	1	3	0	1	30
Fresno State	*	5-9	2-4	1-2	0-2-2	2	13	2	3	0	0	32
at Colorado State	*	3-10	1-5	0-0	0-1-1	1	7	2	1	0	1	28
Air Force		0-6	0-3	1-2	1-2-3	2	1	0	0	0	0	14
at New Mexico												

MISCELLANEOUS STATS / SAN DIEGO STATE RECORD

Category	2016-17 Season Games	SDSU W/L	Career Games	Career SDSU W/L
Double-Figure Scoring	19	11-8	45	31-14
Double-Figure Assists	0	0-0	0	0-0
Double-Doubles	0	0-0	0	0-0
Led SDSU in Scoring	12	6-6	26	16-10
Led SDSU in Rebounding	0	0-0	0	0-0
Led SDSU in Assists	25	6-5	24	16-8
15+ Point Games	10	6-4	20	15-5
5+ Assist Games	3	2-1	8	7-1
One Turnover or Less	11	7-4	29	22-7
Consecutive Games	Current	Long		
Double-Figure Scoring	0	8		
With At Least 1 Assist	0	11		
Played 30 or More Minutes	0	4		
Consecutive Made FTs	0	17		

► HEMSLEY CAREER STATISTICS

Year	G-GS	Min.-Avg.	FG-FGA	Pct.	3P-3PA	Pct.	FT-FTA	Pct.	OR	DR	Reb	Avg.	PF-D	AT	TO	BS	ST	Pts	Avg.
15-16	37-25	1,014-27.4	147-342	.430	42-118	.356	107-141	.759	19	70	89	2.4	82-3	68	71	12	27	443	12.0
16-17	28-27	807-28.8	131-311	.421	51-133	.383	62-93	.667	16	53	69	2.5	55-0	59	54	9	18	375	13.4
Totals	65-52	1,821-28.0	278-653	.426	93-251	.371	169-234	.722	35	123	158	2.4	137-3	127	125	21	45	818	12.6

SEASON / CAREER HIGHS

Points

Season	9 vs. New Mexico (1-1-17)
Career	10 vs. Arizona State (2-6-16) 10 vs. New Mexico (12-25-15) 10 vs. Idaho State (11-20-15)

Rebounds

Season	8 at Boise State (1-7-17)
Career	8 at Boise State (1-7-17)

Assists

Season	1 vs. Nevada (2-12-17) 1 vs. Tulsa (12-23-16) 1 at Loyola (12-3-16)
Career	2 vs. New Mexico (12-25-15)

Field Goals

Season	4 vs. New Mexico (1-1-17)
Career	5 vs. Arizona State (2-6-16)

Field Goals Attempted

Season	5 at San José State (2-7-17) 5 vs. Savannah State (11-28-16)
Career	7 vs. Arizona State (2-6-16)

Three-Point Field Goals

Season	
Career	

Three-Point FG Attempted

Season	
Career	

Free Throws

Season	2 at Fresno State (2-4-17)
Career	4 vs. New Mexico (12-25-15)

Free Throws Attempted

Season	5 at San José State (2-7-17)
Career	7 vs. New Mexico (12-25-15)

Steals

Season	1 vs. Wyoming (1-31-17) 1 vs. New Mexico (1-1-17) 1 vs. San Francisco (12-25-16) 1 vs. Southern Miss (12-22-16) 1 vs. Savannah State (11-28-16)
Career	1 - 13 times

Blocked Shots

Season	4 at UNLV (1-17-17)
Career	6 vs. Idaho State (11-20-15)

Minutes Played

Season	27 vs. Colorado State (1-27-17)
Career	27 vs. Colorado State (1-27-17) 27 vs. New Mexico (12-25-15)



45 • VALENTINE IZUNDU

CENTER • 6-10 • 240 • SENIOR - TR
HOUSTON, TEXAS (WASHINGTON STATE)

Quick Hits

- * Is a 64.5-percent shooter for his career and has only missed 43 shots in 73 games.
- * Has made 20 of his 28 field-goal attempts in Mountain West action.
- * Has blocked multiple shots in 10 of his last 15 games.
- * Started five games this season.
- * Is the team's top shot blocker with 113 career rejections, including 50 last season.
- * Is the third graduate transfer to join the program, following in the footsteps of Garrett Green (2012; LSU) and Josh Davis (2014; Tulane).

Season Highlights

- * Had a game-high two blocked shots and three rebounds in his SDSU debut vs. San Diego (11-11-16).
- * Started for the first time for the Aztecs at No. 14/14 Gonzaga (11-14-16) and had a game-high two blocked shots, five rebounds and his first two points in an SDSU uniform.
- * Scored seven points, matched his career high with seven rebounds and blocked a game-high two shots vs. Savannah State (11-28-16).
- * Equaled his then-career high with seven rebounds, including five offensive, in a season-high 25 minutes at Grand Canyon (12-7-16).
- * Blocked a game-high three shots vs. Alabama State (12-12-16).
- * Finished with a season-high nine points on 4-of-4 shooting and a game-high three blocked shots vs. New Mexico (1-1-17).
- * Grabbed a career-high eight rebounds and blocked a game-high three shots, while adding five points at Boise State (1-7-17).
- * Made both of his field-goal attempts and finished with five points and seven rebounds, four of which were on the on the offensive glass, vs. San José State (1-10-17).
- * Blocked three shots in just nine minutes and had more blocks than Utah State (1-14-17) did as a team, which was none.
- * Set a season high with four blocked shots, while adding two points and three rebounds at UNLV (1-17-17).
- * Had four points, five rebounds and a game-high two blocked shots in a career-high 27 minutes vs. Colorado State (1-28-17).
- * Started vs. Wyoming (1-31-17) and had more blocked shots (3) than the Cowboys did as a team (2), while adding two points, four rebounds and one steal.
- * Filled the stat sheet with eight points, six rebounds and a game-high three blocked shots in 22 minutes at Fresno State (2-4-17).
- * A season-high five of his six rebounds were on the offensive glass and he added three points and two blocked shots at San José State (2-7-17).
- * Earned the starting nod vs. Nevada (2-12-17) and produced four points, five rebounds and a season-high one assist.

2016-17 GAME-BY-GAME STATISTICS

Opponent	GS	FG	3FG	FT	O-D-R	PF	TP	A	TO	B	S	MP
San Diego		0-0	0-0	0-1	2-1-3	0	0	0	0	2	0	16
at Gonzaga	*	1-2	0-0	0-0	2-3-5	3	2	0	1	2	0	24
San Diego Christian		DNP - Injured										
vs. California		0-0	0-0	0-0	0-3-3	4	0	0	0	1	0	19
Savannah State		3-5	0-0	1-2	4-3-7	1	7	0	1	2	1	15
at Loyola		0-0	0-0	0-0	1-0-1	0	0	1	1	0	0	8
at Grand Canyon		1-2	0-0	1-4	5-2-7	1	3	0	2	1	0	25
Arizona State		0-2	0-0	0-0	1-0-1	1	0	0	0	0	0	13
Alabama State		1-3	0-0	0-1	1-2-3	0	2	0	1	3	0	20
vs. Southern Miss		0-1	0-0	0-0	0-0-0	4	0	0	0	0	1	9
vs. Tulsa		0-0	0-0	0-1	1-0-1	5	0	1	0	0	0	12
vs. San Francisco		0-0	0-0	0-0	2-2-4	2	0	0	1	0	1	11
New Mexico		4-4	0-0	1-1	1-2-3	1	9	0	1	3	1	22
at Nevada		1-1	0-0	1-2	2-0-2	4	3	0	1	2	0	17
at Boise State		2-3	0-0	1-2	2-6-8	4	5	0	0	3	0	24
San Jose State		2-2	0-0	1-3	4-3-7	1	5	0	1	0	0	13
Utah State		0-0	0-0	0-0	1-0-1	3	0	0	0	3	0	9
at UNLV		1-1	0-0	0-0	1-2-3	2	2	0	0	4	0	19
at Air Force		DNP - CD										
Colorado State		2-2	0-0	0-0	1-4-5	3	4	0	0	2	0	27
Wyoming	*	1-1	0-0	0-0	1-3-4	4	2	0	0	3	1	13
at Fresno State		3-4	0-0	2-3	3-3-6	5	8	0	0	3	0	22
at San Jose State		1-5	0-0	1-5	5-1-6	4	3	0	1	2	0	26
Nevada	*	2-3	0-0	0-0	3-2-5	1	4	1	1	0	0	17
at Utah State		DNP - Injured										
UNLV		1-1	0-0	0-0	1-2-3	2	2	0	0	1	0	15
Fresno State		0-0	0-0	0-0	0-1-1	2	0	0	1	2	0	10
at Colorado State	*	0-0	0-0	0-0	1-0-1	1	0	0	1	1	0	18
Air Force	*	0-1	0-0	0-0	1-0-1	1	0	0	0	0	0	4
at New Mexico												

MISCELLANEOUS STATS / SAN DIEGO STATE RECORD

Category	2016-17 Season Games	SDSU W/L	Career Games	Career SDSU W/L
Double-Figure Scoring	0	0-0	3	0-0
Double-Figure Rebounds	0	0-0	0	0-0
Double-Doubles	0	0-0	0	0-0
Led SDSU in Scoring	0	0-0	0	0-0
Led SDSU in Rebounding	1	0-1	1	0-1
Led SDSU in Assists	0	0-0	0	0-0
15+ Point Games	0	0-0	0	0-0
One Turnover or Less	25	15-10	67	15-10
Multiple Blocked Shots	14	7-7	35	7-7
Consecutive Games	Current	Long		
Double-Figure Scoring	0	1		
With At Least 1 Assist	0	1		
One Turnover or Less	20	20		
Played 30 or More Minutes	0	0		

► IZUNDU CAREER STATISTICS

Year	G-GS	Min.-Avg.	FG-FGA	Pct.	3P-3PA	Pct.	FT-FTA	Pct.	OR	DR	Reb	Avg.	PF-D	AT	TO	BS	ST	Pts	Avg.
12-13*	20-0	159-8.0	16-21	.762	0-0	.000	7-18	.389	11	9	20	1.0	20-0	2	2	22	2	39	2.0
13-14*	4-0	25-6.3	0-1	.000	0-0	.000	0-2	.000	1	2	3	0.8	5-0	1	2	1	0	0	0.0
15-16^	23-13	342-14.9	36-56	.643	0-0	.000	15-34	.441	27	34	61	2.7	52-1	6	19	50	6	87	3.8
16-17	26-5	428-16.5	26-43	.605	0-0	.000	9-25	.360	46	45	91	3.5	59-2	3	14	40	5	61	2.3
Totals	73-18	954-13.1	78-121	.645	0-0	.000	31-79	.392	85	90	175	2.4	136-3	12	37	113	13	187	2.6

* - Houston, ^ - Washington State



Game 1

San Diego State 69
San Diego 59
Nov. 11, 2016 ♦ San Diego, Calif.
Viejas Arena ♦ Att.: 12,414

SAN DIEGO - San Diego State rallied from a nine-point first-half deficit to defeat cross-town foe San Diego, 69-59, in the season opener for both teams at Viejas Arena.

The Toreros began the game by making their first four shots from the field, three of which were layups. USD cooled a bit and the Aztecs started to find a rhythm, but the visitors warmed back up and scored seven unanswered points to take a 23-14 lead with 7:56 left.

The teams traded baskets and San Diego regained its nine-point lead with 5:20 remaining before halftime. SDSU, however, took over the game slowly as Trey Kell and Jeremy Hemsley combined to score the team's final 13 points before Olin Carter III made a bucket just before halftime to make it, 35-33, Aztecs.

The second half started much like the first, with USD making a layup right out of the gate and followed it with yet another, this one from Carter III. SDSU answered with layups from Zylan Cheatham and Hemsley to give the home side a 39-37 lead, but Carter III made a pair of free throws to knot the score.

Five consecutive points from Hemsley gave the Aztecs breathing room and it jumpstarted an 18-2 run that put San Diego State ahead, 57-41, with 7:10 to go.

Less than two minutes later, SDSU's lead ballooned to 19 and the Aztecs never looked back. In the final minutes, the Toreros chipped into their deficit before settling for the 10-point loss, which happened to be their eighth straight loss at San Diego State.

The Aztecs, who allowed USD to shoot 54.2 percent in the first half, clamped down in the second and held the Toreros to 44.0-percent shooting in the final 20 minutes.

Hemsley finished with a career-high 25 points and Kell poured in 23 of his own. D'Erryl Williams provided a spark defensively in the first half and was key to shutting USD down on the perimeter, which allowed the Aztecs to get back into the game. The senior finished with career highs in rebounds (5) and steals (2).

USD	FG	3FG	FT	R	F	TP	A	TO	B	S	MP
Neubauer*	3-4	2-3	0-0	3	5	8	3	0	0	0	25
Bailey*	4-10	0-1	0-1	9	3	8	1	3	1	0	32
Barrino*	5-8	0-1	1-4	1	2	11	1	2	0	0	33
Williams*	2-4	0-1	0-0	5	1	4	1	2	0	0	30
Carter III*	6-14	3-7	2-2	2	3	17	0	3	0	0	37
Carbone	0-1	0-0	0-0	0	3	0	1	0	0	0	5
Gray	3-5	1-2	0-1	2	3	7	0	0	1	0	19
Ryder	1-3	0-0	2-2	1	3	4	3	2	0	0	19
Team				5							2
Totals	24-49	6-15	5-10	28	23	59	10	14	2	0	200

SDSU	FG	3FG	FT	R	F	TP	A	TO	B	S	MP
Cheatham*	3-7	0-1	2-3	4	0	8	1	1	1	1	36
Gill-Caesar*	1-6	0-2	0-0	4	3	2	0	2	0	0	32
Kell*	7-16	2-7	7-9	4	1	23	2	2	1	1	35
Allen*	1-2	0-1	4-6	4	4	6	1	1	0	3	20
Hemsley*	9-15	4-5	3-3	4	4	25	2	1	0	3	28
Williams	1-4	1-1	0-0	5	4	3	1	0	0	2	29
Narain	1-1	0-0	0-0	0	1	2	0	0	0	0	4
Izundu	0-0	0-0	0-1	3	0	0	0	0	0	2	16
Team				3							
Totals	23-51	7-17	16-22	31	17	69	7	7	4	10	200

Halftime: San Diego State 35, San Diego 33. **FG%:** San Diego 49.0, San Diego State 45.1. **3FG%:** San Diego State 41.2, San Diego 40.0. **FT%:** San Diego State 72.7, San Diego 50.0. **Officials:** Tony Padilla, Daryl Gelinas, Tom Nalley. **Technical:** Jeremy Hemsley - San Diego State.



Game 2

No. 14/14 Gonzaga 69
San Diego State 48
Nov. 14, 2016 ♦ Spokane, Wash.
McCarthy Athletic Center ♦ Att.: 6,000

SPOKANE, Wash. - SDSU shot the ball poorly and committed 15 turnovers, which led to a 69-48 loss at No. 14/14 Gonzaga.

Both teams opened the game by missing 15 consecutive shots (Gonzaga - 8, San Diego State - 7), but the Aztecs were the ones to eventually jump out to a 6-2 lead.

Once the Bulldogs settled down, they scored 10 unanswered points to move ahead, 12-6. Montague Gill-Caesar ended SDSU's scoring drought, but it was just the beginning of the Aztecs' tough shooting night as they finished the half by making just two of their 11 attempts from the field.

Gonzaga, on the other hand, outscored San Diego State, 24-13, after the Gill-Caesar basket to take a 36-21 lead at halftime. In the first half, the Aztecs shot 20.7 percent from the field and was 1-for-12 from three-point distance.

San Diego State opened the second half with a Dakarai Allen three-pointer and a Trey Kell bucket to get to within 10 points, but Jordan Mathews hit a three of his own. Jeremy Hemsley answered with a trey on the next possession only to have Mathews hit yet another three-ball to push the Bulldogs lead back to 13. That would be as close as the Aztecs would get the rest of the way.

Mathews, who finished with a game-high 17 points, would go on to make his third three-pointer in the first 3:04 of the period, which spurred a 19-2 run, covering nearly 10 minutes. Kell finally stopped the bleeding with a pair of free throws with 6:30 left in the game, but the game was well in hand for the home team.

Kell and Hemsley each scored 14 points to lead the Aztecs, who shot 28.6 percent for the game and had their 15 turnovers turn into 25 Gonzaga points.

SDSU	FG	3FG	FT	R	F	TP	A	TO	B	S	MP
Kell*	4-15	0-5	6-7	4	0	14	1	2	0	2	35
Allen*	2-7	1-2	0-1	5	2	5	0	0	2	0	27
Cheatham*	1-3	0-0	2-2	6	3	4	2	3	1	1	31
Izundu*	1-2	0-0	0-0	5	3	2	0	1	2	0	24
Hemsley*	5-14	2-6	2-2	4	0	14	2	5	0	1	32
Williams	1-2	1-1	0-0	0	2	3	0	1	0	1	7
Shrigley	0-2	0-2	0-0	3	0	0	0	0	0	0	14
Gill-Caesar	2-8	1-4	1-2	6	1	6	0	2	0	0	20
Narain	0-3	0-1	0-0	0	1	0	0	0	0	0	10
Team				7							1
Totals	16-56	5-21	11-14	40	12	48	5	15	5	5	200

GU	FG	3FG	FT	R	F	TP	A	TO	B	S	MP
Melson*	1-5	0-2	0-0	1	2	2	1	0	1	1	28
Williams*	1-9	0-1	2-6	5	3	4	1	1	1	1	19
Mathews*	6-10	5-7	0-0	2	1	17	2	0	2	1	26
Williams-Goss*	3-12	0-4	4-4	8	0	10	3	4	0	3	35
Karnowski*	4-7	0-0	0-0	6	4	8	2	0	1	0	16
Alberts	0-2	0-2	0-0	0	0	0	0	1	0	0	5
Perkins	1-6	1-4	0-0	2	2	3	2	2	0	1	25
Bakamus	0-0	0-0	0-0	0	1	0	1	0	0	0	1
Hachimura	0-1	0-1	0-0	1	1	0	0	0	0	0	2
Edwards	1-1	0-0	0-0	0	0	2	0	0	0	0	1
Collins	6-7	0-0	3-3	8	0	15	1	0	2	3	21
Tillie	3-6	2-3	0-1	10	3	8	2	0	1	3	20
Triano	0-0	0-0	0-0	0	0	0	0	0	0	0	1
Team				2							
Totals	26-66	8-24	9-14	45	17	69	16	7	8	13	200

Halftime: Gonzaga 36, San Diego State 21. **FG%:** Gonzaga 39.4, San Diego State 28.6. **3FG%:** Gonzaga 33.3, San Diego State 23.8. **FT%:** San Diego State 78.6, Gonzaga 64.3. **Officials:** Verne Harris, Randy McCall, David Hall. **Technical:** None.



Game 3

San Diego State 81
San Diego Christian 58
Nov. 16, 2016 ♦ San Diego, Calif.
Viejas Arena ♦ Att.: 12,414

SAN DIEGO - San Diego State, playing its second game in three days, recovered from a sluggish opening to defeat San Diego Christian, 81-58, at Viejas Arena.

The Aztecs led, 18-17, with 8:49 left in the first before snapping out of their funk. After Isaiah Milan's three-pointer brought the Hawks to within one, San Diego State went on a 10-2 run to create separation.

Milan stopped the SDSU scoring run momentarily, but the home team answered by scoring nine of the game's next 12 points to take a 37-23 lead at halftime.

The second half featured a more inspired brand of basketball and San Diego State's 60-percent shooting exhibition proved it. The Aztecs outscored the Hawks, 44-35, in the final 20 minutes to cruise to the 23-point victory.

San Diego State had four players reach double figures in scoring and were led by Jeremy Hemsley's 23 points on 9-of-12 shooting, including a 3-for-4 effort from behind the three-point arc. The sophomore also added a season- and game-high five assists.

Hemsley's backcourt teammate Trey Kell missed only three of his 10 attempts from the field to finish with 19 points and four assists. Zylan Cheatham and Dakarai Allen chipped in with 15 points apiece with Cheatham contributing seven rebounds and three steals. Allen, meanwhile, grabbed a career-high nine rebounds and blocked a personal-best five shots.

San Diego State needed those contributions and more, for instance, D'Erryl Williams' career-high nine rebounds off the bench, because of its injury situation. The Aztecs did not have Malik Pope (knee), Max Hoetzel (knee), Matt Shrigley (ankle), Valentine Izundu (ankle) or Ben Perez (back) available.

SDC	FG	3FG	FT	R	F	TP	A	TO	B	S	MP
Singleton*	2-3	1-2	0-0	7	4	5	0	2	0	0	17
Klekas*	2-8	2-4	0-0	4	2	6	1	1	1	0	21
Milan*	7-14	2-3	3-4	5	2	19	3	1	0	2	28
Fredrick*	2-10	1-5	0-0	4	3	5	0	2	0	0	24
Novsek*	1-7	0-1	2-2	6	1	4	2	3	0	0	32
Moore	1-6	1-3	0-0	2	2	3	1	0	0	1	19
Stanley	0-4	0-4	2-2	1	2	2	1	1	0	0	12
Roman	0-0	0-0	0-0	0	0	0	0	0	0	1	1
Gonzalez	0-1	0-1	0-0	0	0	0	0	1	0	0	6
Salgado	4-4	4-4	0-0	1	4	12	3	4	1	2	26
Limon	1-4	0-1	0-0	1	0	2	0	0	0	0	12
Garcia	0-1	0-1	0-0	0	0	0	1	0	0	0	2
Team				3							2
Totals	20-62	11-29	7-8	34	20	58	12	17	2	6	200

SDSU	FG	3FG	FT	R	F	TP	A	TO	B	S	MP
Cheatham*	5-10	0-1	5-6	7	3	15	2	5	0	3	33
Kell*	7-10	1-1	4-6	6	1	19	4	1	1	1	31
Allen*	7-12	0-3	1-2	9	2	15	4	1	5	2	36
Gill-Caesar*	0-2	0-0	1-2	1	0	1	0	0	0	0	8
Hemsley*	9-12	3-4	2-5	2	0	23	5	1	1	1	32
Williams	2-2	0-0	0-0	9	2	4	3	1	0	0	30
Wilson	0-3	0-2	0-0	0	3	0	0	3	1	1	12
Narain	2-6	0-1	0-0	1	2	4	0	1	0	0	18
Team				2							
Totals	32-57	4-12	13-21	37	13	81	18	13	8	8	200

Halftime: San Diego State 37, San Diego Christian 23. **FG%:** San Diego State 56.1, San Diego Christian 32.3. **3FG%:** San Diego Christian 37.9, San Diego State 33.3. **FT%:** San Diego Christian 87.5, San Diego State 61.9. **Officials:** Mike Scyphers, Keith Kimble, James Schipper. **Technical:** Isaiah Milan - San Diego Christian - 2.



Game 4

San Diego State 77
California 65

Nov. 21, 2016 ♦ Sacramento, Calif.
Golden 1 Center ♦ Att.: 10,104

SACRAMENTO, Calif. - SDSU defeated California, 77-65, at Golden 1 Center, the new home of the NBA's Sacramento Kings.

Jeremy Hemsley led the way for the Aztecs with 15 points and scored 10 straight at one point late in the first half to open what would be an insurmountable lead.

SDSU led, 24-18, with 7:23 left before Hemsley took over the game. The sophomore used a combination of layups and free throws to tally seven points before delivering the knockout blow, a three-pointer with 3:18 to go, to put the Aztecs ahead by 16 points. San Diego State eventually led by 19 before entering the locker room up, 42-25.

In the first half alone, the Aztecs had three players score at least six points, led by Hemsley's 13. Matt Shrigley, who did not play in the previous game, came off the bench to make a trio of three-pointers. Malik Pope, meanwhile, made his season debut, started and promptly scored SDSU's first six points of the game.

The Golden Bears emerged from halftime and outscored the Aztecs, 13-6, to cut their deficit to 10. But on the very next possession, Pope made a basket and was followed by five points from Zylan Cheatham.

California made one final push, getting to within eight points with 5:45 to go, but like last time, Pope answered with bucket to get SDSU's lead back to double digits. The Bears would not get closer than nine points the rest of the way as the Aztecs secured their fourth straight win over California.

Pope finished with 14 points and contributed five fouls to the game's total of 50. Trey Kell had 11 points as did Max Hoetzel, who was also making his season debut. Shrigley rounded out SDSU's double-figure scoring contingent with 10 points.

California's Ivan Rabb led all players with 19 points and 11 boards off the bench. Charlie Moore added 17 points.

SDSU	FG	3FG	FT	R	F	TP	A	TO	B	S	MP
Cheatham*	3-6	1-1	1-3	2	4	8	0	0	0	0	21
Pope*	6-10	0-1	2-3	5	5	14	0	2	0	1	19
Kell*	4-14	0-3	3-3	2	0	11	3	0	0	2	33
Allen*	0-3	0-0	6-8	6	3	6	1	0	0	1	29
Hemsley*	4-15	1-1	6-7	3	2	15	3	1	2	0	33
Shrigley	3-7	3-7	1-2	1	1	10	0	0	0	0	19
Gill-Caesar	1-4	0-1	0-1	1	2	2	0	1	0	0	6
Hoetzel	3-6	2-5	3-4	7	3	11	1	0	1	1	21
Izundu	0-0	0-0	0-0	3	4	0	0	0	1	0	19
Team				7					1		
Totals	24-65	7-19	22-31	37	24	77	8	5	4	5	200

CAL	FG	3FG	FT	R	F	TP	A	TO	B	S	MP
Moutre a Bidias*	0-1	0-0	4-4	6	3	4	0	2	0	0	18
Rooks*	0-1	0-0	1-2	9	4	1	0	2	4	0	16
Singer*	1-6	1-3	2-4	3	1	5	1	2	0	0	19
Moore*	5-11	2-3	5-6	1	4	17	2	4	0	0	28
Domingo*	0-5	0-3	0-0	4	4	0	0	0	0	0	22
Rabb	6-10	0-0	7-10	11	3	19	1	2	2	1	30
Mullins	2-11	1-4	1-2	3	2	6	2	1	0	1	30
Coleman	2-6	1-1	2-4	1	2	7	1	1	0	0	17
Okoroh	1-2	0-0	4-4	9	3	6	0	2	3	0	20
Team				3							
Totals	17-53	5-14	26-36	50	26	65	7	16	9	2	200

Halftime: San Diego State 42, California 25. **FG%:** San Diego State 36.9, California 32.1. **3FG%:** San Diego State 36.8, California 35.7. **FT%:** California 72.2, San Diego State 71.0. **Officials:** Tony Padilla, Mike Reed, Larry Spaulding. **Technical:** None.



Game 5

San Diego State 100
Savannah State 67

Nov. 28, 2016 ♦ San Diego, Calif.
Viejas Arena ♦ Att.: 12,414

SAN DIEGO - San Diego State had five players reach double figures in scoring and never trailed to cruise to a 100-67 win over Savannah State.

Leading the way for the Aztecs was Zylan Cheatham, who had 18 points on 6-for-6 shooting and eight rebounds. Matt Shrigley and Max Hoetzel each had 15 points and combined to make eight treys, including a career-high five from Shrigley.

Guards Jeremy Hemsley and Montaque Gill-Caesar scored 14 and 12 points, respectively, with Hemsley adding a game-high nine assists against zero turnovers. Trey Kell, meanwhile, had nine points, seven rebounds and seven assists.

The aforementioned players helped SDSU, which led by as many as 31 points in the first half, jump out to a 60-32 lead at halftime. The 60 points were the third most scored by an Aztec team in any half since 1996-97.

Defensively, San Diego State locked down a Tigers team that was averaging 93.6 points and eventually held them to a season-low point total. The Aztecs only allowed one player to reach double digits in scoring and it was Dexter McClanahan, who finished with 13 points and a game-high 10 rebounds.

As for the 100 points scored by San Diego State, it marked the fourth-highest output in Viejas Arena history and the most against a Division I opponent since Dec. 12, 2006, vs. Campbell (119 points). It was the first time SDSU reached the scoring plateau since scoring 118 vs. St. Katherine College on Dec. 27, 2013.

SSU	FG	3FG	FT	R	F	TP	A	TO	B	S	MP
Cabeza*	3-10	1-6	2-2	7	4	9	1	0	0	1	21
Glenn*	0-0	0-0	1-3	1	2	1	0	0	1	1	7
Dasent*	4-9	1-3	0-0	4	2	9	3	6	0	0	23
Manassa*	3-4	2-2	1-2	1	3	9	1	2	0	0	20
Floyd*	3-11	2-4	0-0	3	1	8	0	2	0	1	26
Kelly	2-5	1-1	1-2	5	1	6	1	0	0	0	25
Seller	0-2	0-1	0-1	2	2	0	3	1	0	0	12
Wells	1-4	1-4	0-0	1	0	3	0	1	1	0	14
Gaines	3-5	1-3	0-0	6	1	7	0	0	1	0	11
Felder	0-2	0-2	0-0	0	1	0	0	1	0	0	8
McClanahan	5-17	1-8	2-5	10	1	13	3	2	0	0	24
Williams	0-6	0-4	2-2	2	1	2	0	1	0	0	9
Team				6					1		
Totals	24-75	10-38	9-17	48	19	67	12	17	3	3	200

SDSU	FG	3FG	FT	R	F	TP	A	TO	B	S	MP
Cheatham*	6-6	0-0	6-7	8	3	18	1	0	1	2	22
Pope*	3-7	0-2	2-3	5	0	8	1	3	2	0	22
Kell*	3-9	2-4	1-1	7	3	9	7	1	1	1	26
Allen*	1-4	0-2	0-0	1	2	2	1	1	0	0	12
Hemsley*	5-14	2-7	2-4	3	3	14	9	0	1	0	28
Hoetzel	5-12	3-8	2-2	8	1	15	0	0	0	0	17
Williams	0-0	0-0	0-0	2	1	0	3	1	0	0	10
Wilson	0-1	0-1	0-0	1	0	0	0	1	0	1	3
Shrigley	5-13	5-12	0-0	4	1	15	0	0	0	0	21
Gill-Caesar	4-9	2-4	2-2	5	0	12	0	2	0	1	19
Narain	0-3	0-0	0-0	1	0	0	0	0	0	0	5
Izundu	3-5	0-0	1-2	7	1	7	0	1	2	1	15
Team				3							
Totals	35-83	14-40	16-21	55	15	100	22	10	7	6	200

Halftime: San Diego State 60, Savannah State 32. **FG%:** San Diego State 42.2, Savannah State 32.0. **3FG%:** San Diego State 35.0, Savannah State 26.3. **FT%:** San Diego State 76.2, Savannah State 52.9. **Officials:** Michael Irving, Daryl Gelinas, Frank Harvey III. **Technical:** None.



Game 6

Loyola 65
San Diego State 59

Dec. 3, 2016 ♦ Chicago, Ill.
Gentile Arena ♦ Att.: 2,189

CHICAGO - San Diego State got behind by 10 points in the second half and took a one-point lead down the stretch, but could not complete the comeback as it fell at Loyola, 65-59, in the Mountain West-Missouri Valley Challenge.

The first half was a see-saw affair, but the Aztecs continually found themselves trailing and having to rally. The Ramblers led by as many as four points with 3:47 left in the period and allowed SDSU to take a 33-32 lead after Trey Kell made a three-pointer with 37 seconds left. Unfortunately for San Diego State, Milton Doyle banked in a three-pointer of his own just ahead of the half-time horn to lift Loyola to a 35-33 advantage.

In the second half, the Ramblers struck early and often, outscoring the Aztecs, 10-4, before the first media timeout. Loyola capped the run with a Doyle layup to take the aforementioned 10-point lead with 14:48 to go.

SDSU methodically chipped away at its deficit and took a 54-53 lead after another Trey Kell triple with 5:30 left in regulation. After a Rambler timeout, Loyola went to Aundre Jackson and got an open look at a layup for his 10th basket in 11 attempts.

Malik Pope brought the Aztecs to within one thanks to a one-handed dunk, but SDSU went scoreless for the next 2:49 and was forced to foul, which provided the final margin.

Kell led the Aztecs with 16 points and made a career-high four treys. Pope added seven points and team highs of seven rebounds and three assists.

For Loyola, it was led by Jackson, who ultimately scored 24 points on 11-of-12 shooting. He was 9-for-9 on the afternoon from inside the three-point arc. Doyle finished with 12 points and Clayton Custer chipped in with 10 points.

SDSU	FG	3FG	FT	R	F	TP	A	TO	B	S	MP
Cheatham*	3-10	0-1	0-1	4	3	6	1	1	0	0	26
Pope*	3-8	1-3	0-0	7	1	7	3	4	2	0	29
Kell*	6-13	4-8	0-0	6	1	16	2	1	0	1	35
Allen*	3-3	1-1	2-2	3	2	9	1	1	0	1	29
Hemsley*	3-7	2-3	0-0	4	4	8	0	0	0	0	26
Hoetzel	2-7	2-6	0-0	5	0	6	0	2	1	1	17
Shrigley	2-7	1-4	0-0	1	1	5	0	0	0	1	15
Gill-Caesar	1-2	0-0	0-0	0	1	2	0	2	0	0	15
Izundu	0-0	0-0	0-0	1	0	0	1	1	0	0	8
Team				6							
Totals	23-57	11-26	2-3	37	13	59	8	12	3	4	200

LU	FG	3FG	FT	R	F	TP	A	TO	B	S	MP
Jackson*	11-12	2-3	0-0	4	2	24	1	1	0	0	33
Kirby*	0-1	0-0	0-2	2	1	0	1	0	2	1	16
Custer*	4-10	2-5	0-2	4	3	10	3	2	0	1	33
Richardson*	4-9	0-3	0-0	2	3	8	5	2	1	1	37
Doyle*	4-13	2-5	2-4	2	1	12	2	0	1	2	30
Skokna	1-2	0-1	2-2	6	0	4	0	1	0	1	17
Satterwhite	0-2	0-1	0-0	0	0	0	0	1	0	1	18
Granic	3-4	1-2	0-0	2	1	7	0	0	1	0	16
Team				6							
Totals	27-53	7-20	4-10	28	11	65	12	7	5	7	200

Halftime: Loyola 35, San Diego State 33. **FG%:** Loyola 50.9, San Diego State 40.4. **3FG%:** San Diego State 42.3, Loyola 35.0. **FT%:** San Diego State 66.7, Loyola 40.0. **Officials:** Mike Scyphers, Greg Nixon, Glen Mayberry. **Technical:** None.

GCU

Game 7

Grand Canyon 76
San Diego State 72Dec. 7, 2016 ♦ Phoenix, Ariz.
GCU Arena ♦ Att.: 7,171

PHOENIX - Jeremy Hemsley caught fire in the second half and made all six of his three-point attempts in the frame to help the Aztecs rally from 11 points down. Grand Canyon, however, answered in the final minutes to defeat SDSU, 76-72, at GCU Arena.

The Aztecs, who trailed by eight points at halftime, cut their deficit to two with 14:25 left in the game, but the Lopes answered with a 9-0 run to take a 55-44 lead.

Phoenix native Zylan Cheatham scored four straight points to get the Aztecs to within seven points and that's when Hemsley got going. The sophomore made trey and was followed by a Valentine Izundu free throw, which gave SDSU a 55-52 lead.

Hemsley then went three-pointer, two free throws, three-point-er, three-pointer, three-pointer. During the Hemsley run, GCU scored nine points, including six off a pair of treys from Fiifi Aidoo. Following Hemsley's last triple, the Aztecs enjoyed a 66-64 lead with 7:24 to play.

Cheatham scored the next three points off free throws and a Hemsley layup increased the lead to 71-66 with 4:06 on the clock.

Grand Canyon answered with an Oscar Frayer three-pointer and then a Frayer miss from behind the arc. Unfortunately for SDSU, it could not grab the board and the ball was kicked out to Frayer in the same spot and the guard knocked it in.

An Aztec turnover turned into a layup and Hemsley made a free throw to bring SDSU to within two points. The Aztecs had one last chance to tie or win the game after rebounding a missed free throw with 10 seconds left, but Hemsley could not split a double team near midcourt and SDSU was dealt its second straight defeat.

Hemsley finished the game with a career-high 28 points and seven threes, and Cheatham had 17 points and 12 rebounds. DeWayne Russell led GCU with 21 points. Frayer had 19.

SDSU	FG	3FG	FT	R	F	TP	A	TO	B	S	MP
Cheatham*	4-11	0-1	9-11	12	4	17	1	2	1	0	28
Pope*	2-6	0-1	0-0	2	2	4	3	0	0	2	21
Kell*	3-13	0-6	2-4	3	2	8	0	2	0	2	31
Allen*	4-8	0-2	1-2	4	4	9	2	1	1	2	28
Hemsley*	9-15	7-8	3-5	5	2	28	0	2	0	0	35
Hoetzel	0-3	0-2	0-0	0	0	0	1	1	0	0	4
Shrigley	1-3	1-3	0-0	5	1	3	2	1	0	0	24
Gill-Caesar	0-1	0-0	0-0	0	0	0	0	0	0	0	4
Izundu	1-2	0-0	1-4	7	1	3	0	2	1	0	25
Team				3							
Totals	24-62	8-23	16-26	41	16	72	9	11	3	6	200

GCU	FG	3FG	FT	R	F	TP	A	TO	B	S	MP
Clark*	4-8	0-0	0-0	6	4	8	1	3	1	1	28
Vernon*	1-2	0-0	0-0	2	5	2	4	1	0	1	16
Russell*	6-18	0-2	9-12	4	1	21	9	3	0	1	40
Frayer*	7-13	5-8	0-1	6	3	19	0	1	1	3	34
Martin*	1-3	0-2	0-1	1	4	2	2	0	1	1	22
Aidoo	6-8	3-5	0-0	2	2	15	1	2	0	1	27
Carr	0-0	0-0	0-0	0	0	0	0	0	0	0	1
Smith	4-4	0-0	1-2	8	4	9	0	1	1	0	32
Team				4							
Totals	29-56	8-17	10-16	33	23	76	17	11	4	8	200

Halftime: Grand Canyon 35, San Diego State 27. **FG%:** Grand Canyon 51.8, San Diego State 38.7. **3FG%:** Grand Canyon 47.1, San Diego State 34.8. **FT%:** Grand Canyon 62.5, San Diego State 61.5. **Officials:** Dick Cartmell, David Hall, Larry Spaulding. **Technical:** Zylan Cheatham - San Diego State, Kerwin Smith - Grand Canyon.



Game 8

Arizona State 74
San Diego State 63Dec. 10, 2016 ♦ San Diego, Calif.
Viejas Arena ♦ Att.: 12,414

SAN DIEGO - San Diego State let a seven-point halftime lead slip away as Arizona State emerged with a 74-63 victory at Viejas Arena.

SDSU looked poised to snap a two-game losing streak after an enthusiastic opening 20 minutes. The Aztecs shot 46.2 percent from the floor and made all six of their free throws. Defensively, San Diego State limited ASU to 9-for-24 shooting (.375) and forced 13 turnovers. At intermission, the Aztecs were ahead, 32-25.

The Sun Devils, however, were a different team when they stepped back onto the floor. Arizona State's first three field goals were three-pointers and 3:05 into the period ASU led, 36-35, after a Tra Holder layup.

As the clock dipped just under 15 minutes, Max Hoetzel connected on one of his career-high four three-pointers to level the score at 38. The Sun Devils answered immediately with a trey to spur a 15-3 run that put the visitors up, 53-41, with 8:24 to play.

SDSU responded with six straight points to cut its deficit in half, but ASU came back with another three, this time from Obinna Oleka. The Aztecs wound up getting to within six points three different times over the course of the next two-plus minutes, but Arizona State pushed its lead back to eight each time.

The closest San Diego State would get the rest of the way was seven points and it ultimately ran out of time, which sent the Aztecs to their third straight loss.

In the second half alone, Arizona State shot 50 percent from the field (15-30), 50 percent from three-point range (7-14) and 100 percent from the free-throw line (12-12). SDSU was 9-for-31 from the floor in the final 20 minutes.

Trey Kell, who had 10 points to help SDSU jump out to its half-time lead, finished with 20 points and a career-high five steals. Hoetzel added 12 points and Jeremy Hemsley scored 10.

ASU	FG	3FG	FT	R	F	TP	A	TO	B	S	MP
Cunliffe*	1-7	1-2	0-0	6	3	3	2	3	0	0	28
Holder*	5-12	1-5	6-6	5	0	17	4	4	0	1	36
Vila*	0-0	0-0	0-0	0	1	0	0	1	0	1	5
Holder*	5-12	1-5	6-6	5	0	17	4	4	0	1	36
Evans II*	5-9	4-6	2-2	1	2	16	3	2	0	1	32
Justice*	2-4	2-3	0-0	2	4	6	2	4	0	1	21
Graham	6-11	1-5	2-2	5	2	15	0	1	0	1	28
Oleka	4-9	1-2	6-8	12	1	15	1	1	1	2	29
Tshisumpa	1-2	0-0	0-0	3	3	2	0	0	5	0	21
Team				0					2		
Totals	24-54	10-23	16-18	34	16	74	12	18	6	7	200

SDSU	FG	3FG	FT	R	F	TP	A	TO	B	S	MP
Cheatham*	2-5	0-0	3-4	5	5	7	2	4	1	2	26
Pope*	2-6	0-1	0-0	3	2	4	1	2	0	2	20
Kell*	7-15	2-6	4-4	4	1	20	1	2	0	5	33
Allen*	4-7	0-2	0-0	8	2	8	2	2	1	1	29
Hemsley*	2-3	0-1	6-8	0	2	10	1	3	0	0	29
Hoetzel	4-12	4-8	0-0	4	4	12	0	1	1	1	21
Shrigley	0-4	0-4	0-0	1	0	0	1	2	0	1	19
Gill-Caesar	0-3	0-2	2-2	1	0	2	1	1	0	0	13
Izundu	0-2	0-0	0-0	1	1	0	0	0	0	0	13
Team				3							
Totals	21-57	6-24	15-18	30	17	63	9	17	3	12	200

Halftime: San Diego State 32, Arizona State 25. **FG%:** Arizona State 44.4, San Diego State 36.8. **3FG%:** Arizona State 43.5, San Diego State 25.0. **FT%:** Arizona State 88.9, San Diego State 83.3. **Officials:** Randy McCall, Steve Olson, Bill Vinovich. **Technical:** None.



Game 9

San Diego State 73
Alabama State 41Dec. 12, 2016 ♦ San Diego, Calif.
Viejas Arena ♦ Att.: 12,414

SAN DIEGO - San Diego State scored the game's first 10 points and made its first 11 two-point field-goal attempts to take a 22-5 lead and never looked back in defeating Alabama State, 73-41, to stop a three-game losing streak.

The Aztecs, in fact, made their first 12 shots, the last of which was a three-pointer by Matt Shrigley to move ahead, 25-8, with 9:24 left in the first half. The trey represented the first SDSU points outside of the paint on the night.

San Diego State wound up missing its first basket with just over eight minutes left before intermission, but the misfire was one of nine as the Aztecs shot 62.5 percent and took a 42-22 lead into the locker room.

SDSU cooled in the second half, only making 47.6-percent of its field-goal attempts, but its defense remained on par. After allowing the Hornets to 7-for-31 shooting in the first half, they were only slightly better in the second, connecting on 8-of-29 from the floor.

With the Aztecs holding a comfortable lead, San Diego State was able to get 11 players into the game, with nine of them scoring. Of the starters, three were in double figures, led by Malik Pope's season-high totals of 16 points and seven rebounds. Zylan Cheatham made all five of his shots en route to 11 points and six boards, while Dakarai Allen chipped in 10 points and a career-high four steals. Montaque Gill-Caesar added 11 points off the bench.

Alabama State was led by Torloft Thomas, who had 14 points and a game-high-tying three assists.

ASU	FG	3FG	FT	R	F	TP	A	TO	B	S	MP
Simeon*	0-8	0-3	0-0	0	2	0	0	1	0	1	10
Armstrong*	3-5	0-0	0-1	1	4	6	0	0	0	0	17
Hollaway*	0-0	0-0	0-0	3	2	0	1	1	0	0	22
Thomas*	4-11	3-7	3-3	2	3	14	3	3	0	0	36
Gee*	2-9	1-5	0-0	3	1	5	0	2	0	3	17
Warnock	1-4	0-0	0-0	4	4	2	0	1	0	0	18
Butler	1-7	0-2	0-2	1	1	2	0	2	0	0	19
Rogers	1-3	1-2	0-0	4	2	3	2	1	0	0	16
Tyson	1-2	0-0	0-0	5	2	2	0	0	0	1	13
LeFlore	0-1	0-0	0-0	0	1	0	0	0	0	0	2
Rogers	2-10	2-9	1-2	3	0	7	2	2	0	1	30
Team				3					2		
Totals	15-60	7-28	4-8	29	22	41	8	15	0	6	200

SDSU	FG	3FG	FT	R	F	TP	A	TO	B	S	MP
Cheatham*	5-5	0-0	1-2	6	1	11	3	2	2	1	21
Shrigley*	2-2	1-1	0-0	4	1	5	1	2	1	2	19
Pope*	6-10	1-2	3-7	7	1	16	2	1	0	0	28
Kell*	2-5	1-4	2-2	3	1	7	2	3	0	0	27
Allen*	4-7	0-1	2-4	3	2	10	3	1	1	4	23
Hoetzel	1-5	1-5	6-6	2	1	9	0	1	0	0	19
Williams	0-1	0-0	0-0	2	1	0	2	1	0	1	15
Wilson	0-0	0-0	0-0	0	0	0	0	0	0	0	1
Gill-Caesar	3-6	1-3	4-4	2	2	11	2	1	0	1	24
Narain	1-1	0-0	0-0	1	0	2	0	0	0	0	3
Izundu	1-3	0-0	0-1	3	0	2	0	1	3	0	20
Team				5					2		
Totals	25-45	5-16	18-26	38	10	73	15	15	7	9	200

Halftime: San Diego State 42, Alabama State 22. **FG%:** San Diego State 55.6, Alabama State 25.0. **3FG%:** San Diego State 31.3, Alabama State 25.0. **FT%:** San Diego State 69.2, Alabama State 50.0. **Officials:** Tom O'Neill, Michael Irving, Kelly Self. **Technical:** None.



Game 10

San Diego State 66
Southern Miss 51

Dec. 22, 2016 ♦ Honolulu, Hawaii
Stan Sheriff Center ♦ Att.: 5,942

HONOLULU - San Diego State built an early double-digit lead and nearly gave all of it up before closing the game on an 18-8 run to defeat Southern Miss, 66-51, in the opening round of the Hawaiian Airlines Diamond Head Classic.

The Aztecs were effective from the inside and out to lead, 17-3, with 13:41 left in the first half. Southern Miss, however, cut its deficit to eight points only to have SDSU go outside and then in.

Jeremy Hemsley made a three-pointer and was followed by a Zylan Cheatham mid-range jumper. The Golden Eagles hit a trey to temporarily slow the Aztecs' momentum, but the designated visiting team received a layup from Cheatham, a three from Malik Pope and a three-point play from Trey Kell to extend SDSU's lead to 18 points. San Diego State eventually went into halftime ahead, 36-20.

The Aztecs led by 14 points with 17:01 left in the second half after Matt Shrigley knocked down a three-pointer. Southern Miss scored seven straight points to cut SDSU's lead in half, but the Aztecs responded with three straight points to move ahead by 10.

The Golden Eagles scored five consecutive points to slice their deficit in half with 11:59 to play, but the Aztecs answered with the aforementioned 18-8 game-ending run, which covered the final 11:30 to provide the final margin.

Cheatham led all players with 16 points and a career-high 13 rebounds, while Kell finished with 11 points and a game-high five assists.

Raheem Watts, meanwhile, led the Golden Eagles with 14 points and six rebounds. Cortez Edwards added 13 points, five rebounds, four assists and a game-high three steals for Southern Miss.

SDSU	FG	3FG	FT	R	F	TP	A	TO	B	S	MP
Kell*	4-8	0-4	3-3	3	0	11	5	1	0	0	23
Allen*	3-5	1-2	0-0	4	3	7	1	0	1	0	18
Cheatham*	4-6	0-0	8-9	13	1	16	3	1	1	0	28
Pope*	3-7	2-5	1-2	4	2	9	0	1	3	0	24
Hemsley*	3-8	1-5	2-2	1	1	9	0	3	1	0	25
Hoetzel	1-6	1-6	1-2	2	1	4	0	0	0	0	19
Williams	2-3	0-0	0-0	6	0	4	1	4	0	0	22
Shrigley	2-5	2-4	0-0	4	0	6	0	0	0	0	24
Gill-Caesar	0-1	0-0	0-0	0	1	0	0	1	0	0	7
Narain	0-0	0-0	0-0	1	1	0	0	1	0	0	1
Izundu	0-1	0-0	0-0	0	4	0	0	0	0	1	9
Team				1							
Totals	22-50	7-26	15-18	39	14	66	10	12	6	1	200

USM	FG	3FG	FT	R	F	TP	A	TO	B	S	MP
Watts*	5-13	1-4	3-4	6	4	14	1	1	0	0	36
Edwards*	6-12	1-1	0-0	5	2	13	4	2	1	3	35
Rowe*	2-7	1-2	2-2	6	4	7	0	3	0	0	30
Holland*	1-3	1-2	0-0	0	3	3	1	0	0	0	32
Campbell*	3-14	2-8	0-0	3	1	8	1	1	0	0	33
Richardson	0-0	0-0	0-0	1	0	0	0	0	0	0	3
Ramey	1-4	1-3	0-0	0	0	3	2	1	0	0	17
Davis	1-4	1-3	0-0	4	5	3	2	1	1	0	14
Team				1							
Totals	19-57	8-23	5-6	26	19	51	11	9	2	3	200

Halftime: San Diego State 36, Southern Miss 20. **FG%:** San Diego State 44.0, Southern Miss 33.3. **3FG%:** Southern Miss 34.8, San Diego State 26.9. **FT%:** San Diego State 83.3, Southern Miss 83.3. **Officials:** Michael Greenstein, Tyler Kumpf, Bart Lenox. **Technical:** None.



Game 11

San Diego State 82
Tulsa 63

Dec. 23, 2016 ♦ Honolulu, Hawaii
Stan Sheriff Center ♦ Att.: 5,873

HONOLULU - San Diego State turned a 52-all game into a rout thanks to a barrage of three-pointers in what finished as an 82-63 Aztec victory over Tulsa in the semifinal round of the Hawaiian Airlines Diamond Head Classic.

The score was deadlocked at 52 with 11:08 to play and then SDSU began to hit from three-point distance. The Aztecs took 10 straight treys and made seven to take a 73-56 lead with 5:47 left in regulation.

The Golden Hurricane never got closer than 15 points the rest of the way as the Aztecs earned a spot in the championship game.

The way the game ended was completely different from how it started as Tulsa raced to an 8-0 lead within the first 115 seconds. By the time the clock read 15:00, San Diego State led, 14-11, and led by five points a couple of minutes later.

SDSU later extended its lead to eight points before settling for a 41-37 advantage at halftime.

The score remained close until it was level at 52, setting up the Aztecs' attack from behind the three-point arc.

Jeremy Hemsley led all players with 20 points and was 5-for-7 from three-point distance. Trey Kell, who made three from behind the arc, had 19 points, four assists and a career-high five steals. Zylan Cheatham, meanwhile, added 15 points for an Aztec squad that ended up making 13 three-pointers and forcing a season-high 23 turnovers. San Diego State also shot 53.8 percent in the second half, which was a season best.

As for Tulsa, it was led by Junior Etou's 18 points, seven rebounds and two assists. Lawson Korita was the Golden Hurricane's other double-figure scorer with 10 points to go with eight rebounds.

UT	FG	3FG	FT	R	F	TP	A	TO	B	S	MP
Etou*	5-11	2-4	6-6	7	1	18	2	4	0	0	36
Taplin*	4-7	1-3	0-0	2	2	9	0	5	0	0	32
Korita*	3-7	2-4	2-3	8	0	10	0	2	0	0	19
Magnay*	1-2	0-0	3-6	2	4	5	0	2	2	0	17
Wheeler*	3-6	0-3	3-4	5	3	9	2	4	0	1	29
Igbanu	1-2	0-0	0-0	3	5	2	1	0	0	1	7
Atson	0-0	0-0	0-0	1	0	0	0	0	0	0	2
Birt	1-7	0-3	2-2	5	1	4	0	2	0	0	32
Edogi	1-2	0-0	0-0	1	4	2	0	3	0	0	10
Henderson	2-5	0-2	0-0	2	0	4	0	1	0	1	16
Team				1							
Totals	21-49	5-19	16-21	37	20	63	5	23	2	3	200

SDSU	FG	3FG	FT	R	F	TP	A	TO	B	S	MP
Kell*	7-12	3-8	2-2	3	2	19	4	0	1	5	37
Allen*	3-3	1-1	1-1	2	3	8	2	3	0	1	16
Hoetzel*	2-11	1-9	0-0	5	2	5	1	0	0	1	23
Cheatham*	4-8	0-0	7-8	4	1	15	1	1	0	2	28
Hemsley*	7-13	5-7	1-4	4	2	20	2	2	0	3	32
Williams	0-1	0-1	0-2	1	0	0	2	0	0	0	14
Shrigley	2-6	2-5	0-0	2	3	6	2	1	2	2	21
Gill-Caesar	2-5	1-1	4-4	1	2	9	0	1	0	2	17
Izundu	0-0	0-0	0-1	1	5	0	1	0	0	0	12
Team				1							
Totals	27-59	13-32	15-22	24	20	82	15	8	3	16	200

Halftime: San Diego State 41, Tulsa 37. **FG%:** San Diego State 45.8, Tulsa 42.9. **3FG%:** San Diego State 40.6, Tulsa 26.3. **FT%:** Tulsa 76.2, San Diego State 68.2. **Officials:** Keith Kimble, Tommy Short, Darron George. **Technical:** None.



Game 12

San Diego State 62
San Francisco 48

Dec. 25, 2016 ♦ Honolulu, Hawaii
Stan Sheriff Center ♦ Att.: 6,119

HONOLULU - San Diego State claimed the 2016 Hawaiian Airlines Diamond Head Classic championship with its 62-48 victory over San Francisco on Christmas afternoon.

The Aztecs shut down a Dons offense that was one of the top three-point shooting units in the nation, entering the game as the fourth-best team nationally in three-point makes and fifth in three-point percentage.

San Diego State, meanwhile, used the three-point shot to earn its third win four days.

With SDSU clinging on to a 41-39 lead with 11:46 to play, D'Erryl Williams missed a layup, but the rebound was scooped by Valentine Izundu, who fed Matt Shrigley. The shot clock did not reset and the senior faked going one way and went the other, ultimately rising and nailing the trey.

USF's Ronnie Boyce answered with a layup and Shrigley was at it again, this time knocking down yet another three to move the Aztecs ahead, 47-41.

The Dons got back to within four points only to have San Diego State respond with a Zylan Cheatham three. Cheatham added a dunk after USF cut its deficit to five and the slam was followed by a Jeremy Hemsley three-pointer to increase the Aztecs' lead to 10 with 4:19 to play.

Hemsley later added another triple down the stretch to help San Diego State to the 14-point victory.

Defensively, the Aztecs limited the Dons to 4-of-20 shooting (.200) from three-point range and 37.3 percent from the field, which was well below USF's season average of 49.2 percent.

Cheatham, the Most Outstanding Player, finished with 16 points and 11 rebounds. Trey Kell added 10 points and was named to the all-tourney team. Hemsley finished with 12 points.

SDSU	FG	3FG	FT	R	F	TP	A	TO	B	S	MP
Kell*	3-9	2-5	2-2	5	1	10	3	2	0	0	27
Allen*	2-11	0-5	2-2	2	2	6	2	0	0	0	38
Hoetzel*	3-6	1-4	0-0	5	2	7	0	1	0	0	13
Cheatham*	6-7	1-1	3-4	11	1	16	0	2	0	2	33
Hemsley*	5-8	2-4	0-0	1	4	12	2	3	1	0	23
Williams	1-2	0-0	0-0	2	0	2	3	2	0	0	14
Shrigley	3-6	3-6	0-0	2	2	9	0	0	2	1	26
Gill-Caesar	0-3	0-2	0-0	2	1	0	1	1	0	0	15
Izundu	0-0	0-0	0-0	4	2	0	0	1	0	1	11
Team				2							
Totals	23-52	9-27	7-8	36	15	62	11	13	3	4	200

USF	FG	3FG	FT	R	F	TP	A	TO	B	S	MP
McCarthy*	2-2	0-0	0-0	2	2	4	0	3	0	1	21
Renfro*	1-4	0-0	0-0	3	3	2	0	1	1	0	19
Ratinho*	2-4	1-2	0-0	1	1	5	0	0	0	0	23
Foster*	2-5	0-1	0-1	5	2	4	1	0	0	1	24
Djordjevic*	0-0	0-0	0-0	0	3	0	0	1	0	0	8
Ferrari	2-8	0-3	1-2	3	1	5	2	3	0	6	30
Boyce	3-8	0-4	2-4	2	0	8	1	2	0	0	13
Lull	1-1	0-0	0-0	1	0	2	0	1	1	0	11
Raitanen	0-3	0-2	0-2	2	2	0	0	0	0	0	17
Anderson	0-2	0-1	0-0	1	0	0	0	0	0	0	6
Minlend	6-14	3-7	3-4	3	1	18	1	0	0	0	28
Team				3							
Totals	19-51	4-20	6-13	26	15	48	5	11	2	8	200

Halftime: San Diego State 32, San Francisco 28. **FG%:** San Diego State 44.2, San Francisco 37.3. **3FG%:** San Diego State 33.3, San Francisco 20.0. **FT%:** San Diego State 87.5, San Francisco 46.2. **Officials:** Larry Spaulding, Keith Kimble, Michael Greenstein. **Technical:** None.



Game 13

New Mexico 68
San Diego State 62
 Jan. 1, 2017 ♦ San Diego, Calif.
 Viejas Arena ♦ Att.: 12,414

SAN DIEGO - San Diego State let a nine-point lead with more than six minutes left in the second half slip away as it opened Mountain West action with a 68-62 home loss to New Mexico.

In less than two minutes after a Valentine Izundu dunk lifted SDSU to a 56-47 lead with 6:15 left, New Mexico nearly erased its deficit with a three-pointer from Dane Kuiper and jumpers from Jalen Harris and Tim Williams.

The Aztecs led, 61-60, with 2:19 remaining after UNM's Elijah Brown made two free-throws, but Jeremy Hemsley missed a three-point attempt on the ensuing possession.

Following the misfire, Max Hoetzel fouled Xavier Adams, who made both of his free throws to give the Lobos their first lead since opening the game with two Brown free throws. Hemsley tied the game at 62 when he made 1-of-2 from the charity stripe with 1:03 to go.

The Aztecs, however, missed a jumpshot, committed a turnover and then missed another three-pointer to close the game. On the flip side, UNM made all four of its free-throw attempts down the stretch and tacked on a dunk to provide the final margin.

San Diego State, which was without Malik Pope for a third straight game (knee) and Matt Shrigley (ankle), led by 11 at half-time thanks to 46.4-percent shooting. In the second half, though, SDSU was just 9-for-25 from the field, while allowing the Lobos to shoot 44.8 percent from the floor, including a 4-for-6 effort from three and a 13-for-15 performance from the free-throw line.

New Mexico ended the game by making 6-of-12 from three-point distance and 20-for-26 from the charity stripe.

Hemsley led the Aztecs with 16 points, Trey Kell had 12 points, five assists and three steals, and Hoetzel added 10 points.

Brown finished with a game-high 22 points and Williams had 12 points and nine boards.

UNM	FG	3FG	FT	R	F	TP	A	TO	B	S	MP
Logwood*	1-6	0-0	1-2	2	1	3	0	2	0	0	17
Williams*	3-9	0-0	6-7	9	3	12	4	4	1	0	37
Agel*	0-0	0-0	0-0	2	2	0	0	0	1	0	10
Brown*	5-13	4-6	8-8	2	3	22	1	3	0	2	36
Harris*	4-6	0-1	1-3	2	3	9	2	1	1	0	30
Hunter	0-0	0-0	0-0	0	1	0	2	1	0	0	11
Kuiper	3-5	2-3	0-0	8	1	8	3	1	1	2	20
Adams	3-4	0-1	2-2	5	2	8	1	1	0	2	24
Jefferson	1-4	0-1	2-4	3	0	4	0	1	0	0	7
MacDougall	1-4	0-0	0-0	3	1	2	0	2	0	0	8
Team				2							
Totals	21-51	6-12	20-26	38	17	68	13	16	4	6	200

SDSU	FG	3FG	FT	R	F	TP	A	TO	B	S	MP
Hoetzel*	4-6	2-4	0-0	4	5	10	1	0	0	0	14
Cheatham*	2-6	0-0	3-4	8	3	7	1	6	0	3	31
Kell*	3-10	2-7	4-5	0	1	12	5	1	0	3	36
Allen*	3-6	0-2	2-2	6	3	8	1	3	1	4	34
Hemsley*	6-16	1-7	3-6	3	3	16	2	3	0	2	37
Williams	0-2	0-0	0-0	1	1	0	1	1	0	0	10
Gill-Caesar	0-3	0-3	0-0	1	1	0	1	1	0	0	16
Izundu	4-4	0-0	1-1	3	1	9	0	1	3	1	22
Team				1							
Totals	22-53	5-23	13-18	27	18	62	12	16	4	13	200

Halftime: San Diego State 36, New Mexico 25. **FG%:** San Diego State 41.5, New Mexico 41.2. **3FG%:** New Mexico 50.0, San Diego State 21.7. **FT%:** New Mexico 76.9, San Diego State 72.2. **Officials:** David Hall, John Higgins, Kelly Self. **Technical:** None.



Game 14

Nevada 72
San Diego State 69
 Jan. 4, 2017 ♦ Reno, Nev.
 Lawlor Events Center ♦ Att.: 8,461

RENO, Nev. - San Diego State's furious second-half rally fell short as it lost at Nevada, 72-69, despite receiving a career-high 30 points from Jeremy Hemsley.

The Aztecs, who only trailed by three points at halftime, found themselves staring at a 60-50 deficit with 5:21 to go until Hemsley put them on his back.

The sophomore scored nine straight points for SDSU, all of which came on threes, to help it get to within six points. During Hemsley's scoring spree, Nevada's D.J. Fenner added five points.

Zylan Cheatham threw down a dunk, but the Wolf Pack answered with a trey to move ahead by seven with 39 seconds left. Hemsley, however, made his sixth three-pointer of the night and then made a layup to make the score, 68-66 Nevada, with 21 ticks left on the clock.

Fenner made two free throws to double the Wolf Pack's lead, but the three-point shot was good to the Aztecs again, with Max Hoetzel tossing in his career-high fifth of the game.

Now within one point and 12 seconds left, SDSU fouled Marcus Marshall, who made both of his free-throw attempts, which moved Nevada in front, 72-69, with nine seconds remaining.

The Aztecs ran a play for Hemsley, but his three-point magic ran out as his attempt was off the mark, propelling the Wolf Pack to victory.

In addition to scoring 30 points, Hemsley added five assists and zero turnovers, becoming just the sixth player in Division I in 2016-17, and the first Aztec since at least 1996-97, to post a line of at least 30 points, five assists and zero miscues.

Hoetzel ended the game with a season-high 15 points and Cheatham contributed a team-high eight rebounds and a career-high six assists.

As for Nevada, Jordan Caroline posted 19 points and 11 rebounds, while Cameron Oliver turned in 17 points and 11 boards. Fenner finished with 17 points of his own and Marshall chipped in 12.

SDSU	FG	3FG	FT	R	F	TP	A	TO	B	S	MP
Hoetzel*	5-10	5-9	0-0	4	3	15	1	1	0	1	29
Cheatham*	3-9	0-3	0-0	8	2	6	6	3	1	0	32
Kell*	1-12	1-6	0-0	6	5	3	1	0	0	0	32
Allen*	2-5	0-2	2-2	4	2	6	2	2	0	2	31
Hemsley*	12-25	6-12	0-0	3	0	30	5	0	0	0	33
Williams	1-1	1-1	0-0	2	0	3	0	0	0	1	11
Gill-Caesar	1-4	0-2	1-2	2	0	3	0	0	0	0	15
Izundu	1-1	0-0	1-2	2	4	3	0	1	2	0	17
Team				3							
Totals	26-67	13-35	4-6	34	16	69	15	7	3	4	200

NEV	FG	3FG	FT	R	F	TP	A	TO	B	S	MP
Oliver*	7-18	2-8	1-3	11	1	17	3	3	2	0	40
Caroline*	6-14	1-2	6-9	11	3	19	1	2	0	2	37
Marshall*	4-11	2-7	2-2	5	3	12	4	0	0	0	35
Drew*	3-6	1-4	0-0	6	1	7	6	0	4	1	36
Fenner*	6-12	3-4	2-2	4	3	17	0	2	0	0	31
King II	0-2	0-2	0-0	1	0	0	0	1	0	0	3
Ramsey	0-2	0-1	0-0	5	1	0	0	0	0	0	18
Team				3							
Totals	26-65	9-28	11-16	46	12	72	14	8	6	3	200

Halftime: Nevada 35, San Diego State 31. **FG%:** Nevada 40.0, San Diego State 38.8. **3FG%:** San Diego State 37.1, Nevada 32.1. **FT%:** Nevada 68.8, San Diego State 66.7. **Officials:** Randy McCall, Tommy Nunez, Shawn Lehigh. **Technical:** None.



Game 15

Boise State 78
San Diego State 66
 Jan. 7, 2017 ♦ Boise, Idaho
 Taco Bell Arena ♦ Att.: 4,411

BOISE, Idaho - San Diego State raced out to an 11-point first-half lead, but could not hold on to it as Boise State rallied to defeat the Aztecs, 78-66, on a wintry night at Taco Bell Arena.

In the first eight-plus minutes, SDSU could do no wrong, starting with Max Hoetzel. The sophomore started things off by knocking down a three-pointer on the Aztecs' opening possession. In fact, Hoetzel made his first four treys he attempted, three of which came in the first 6:42 of the contest.

During the game-opening 21-10 run, five different Aztecs scored, including Jeremy Hemsley, whose layup gave SDSU its 11-point cushion.

The Broncos, however, closed the first half on a 26-12 run, including a 12-2 spurt in the final four minutes, to take a 39-35 lead at halftime.

When play resumed, Boise State outscored the Aztecs, 12-6, to enjoy its first double-digit lead of the game at 51-41. San Diego State missed seven of its first eight field-goal attempts to open the second half to aid the Broncos' run.

The Aztecs managed to cut their deficit to eight points on a couple of occasions, but stared at a double-figure hole to dig out of in the final 10:11 of the evening.

Dakarai Allen led San Diego State in scoring with a career-high 17 points on 6-of-8 shooting. Hoetzel, who started for the fifth straight game in place of the injured Malik Pope, finished with a season-high 16 points and Zylan Cheatham added 12 points.

For the Broncos, they were led by Zach Haney and James Reid's 19 points. The Boise State trio of Paris Austin, Nick Duncan and Chandler Hutchison all scored 12 points apiece.

The Reid-Haney duo was responsible for 38 of Boise State's 40 bench points compared to SDSU's five. All five points came from Valentine Izundu, who added a career-high eight rebounds and a game-high three blocked shots.

SDSU	FG	3FG	FT	R	F	TP	A	TO	B	S	MP
Hoetzel*	5-13	5-8	1-2	5	2	16	0	4	0	2	34
Cheatham*	4-6	0-0	4-6	1	5	12	2	0	0	0	16
Kell*	2-8	0-2	5-6	7	2	9	4	4	0	1	36
Allen*	6-8	1-1	4-5	5	4	17	0	3	0	2	28
Hemsley*	2-8	0-4	3-4	1	4	7	1	2	0	0	26
Shrigley	0-3	0-3	0-0	2	1	0	0	1	1	0	19
Gill-Caesar	0-3	0-0	0-0	2	1	0	1	1	0	0	17
Izundu	2-3	0-0	1-2	8	4	5	0	0	3	0	24
Team				3							
Totals	21-52	6-18	18-25	34	23	66	8	15	4	5	200

BSU	FG	3FG	FT	R	F	TP	A	TO	B	S	MP
Duncan*	4-7	4-7	0-0	5	3	12	3	2	0	0	32
Wacker*	0-0	0-0	0-0	1	1	0	0	0	0	0	4
Jessup	1-3	0-1	0-0	3	3	2	1	1	0	0	19
Hutchison*	5-16	1-4	1-5	13	3	12	5	4	1	1	39
Austin*	2-4	0-0	8-8	2	3	12	3	3	0	1	34
Jorch	1-1	0-0	0-2	0	0	2	0	0	0	0	4
Haney	7-13	1-5	4-4	5	4	19	1	0	2	0	25
Oluyitan	0-3	0-3	0-0	4	1	0	1	0	0	0	14
Reid	6-11	4-8	3-4	2	1	19	1	1	0	0	29
Team				3							
Totals	26-58	10-28	16-23	38	19	78	15	11	3	2	200

Halftime: Boise State 39, San Diego State 35. **FG%:** Boise State 44.8, San Diego State 40.4. **3FG%:** Boise State 35.7, San Diego State 33.3. **FT%:** San Diego State 72.0, Boise State 69.6. **Officials:** Tony Padilla, Doran Gotschall, Jimmy Casas. **Technical:** None.



Game 16

San Diego State 76
San José State 61

Jan. 10, 2017 ♦ San Diego, Calif.
Viejas Arena ♦ Att.: 12,414

SAN DIEGO - San Diego State used an efficient first half and received balanced scoring to defeat San José State at home, 76-61, which also snapped a three-game losing streak to open Mountain West action.

Five Aztecs reached double figures in scoring for a San Diego State side that shot 51.9 percent in the first half and used a 9-0 run to jump out to an 18-11 lead. The Aztecs later went on a 14-0 run to help them take a 42-23 lead at halftime.

In the second half, the Spartans made a run at San Diego State, cutting a 19-point deficit down to 13 with 11:43 left. The Aztecs, however, answered by outscoring SJSU, 9-2, over the next two-plus minutes to extend their lead to 20.

San José State trailed by a dozen points later in the game, but with only 1:58 left on the clock, the visitors ultimately ran out of time.

San Diego State was led by a trio of players who scored 12 points in Jeremy Hemsley, Max Hoetzel and Trey Kell. Hemsley added a career-high seven rebounds, Hoetzel had a game- and career-high nine boards and four three-pointers, and Kell shared game-high honors with four assists.

Zylan Cheatham and Montaque Gill-Caesar also had strong efforts with 10 points apiece. Cheatham also grabbed eight rebounds and Gill-Caesar had a game-high two steals.

For SJSU, Brandon Clarke led the way with 25 points, 18 of which came in the second half, seven rebounds, four assists and two blocked shots. Ryan Welage and Jalen James, meanwhile, scored nine points for the Spartans, who only connected on 3-of-20 from three-point distance.

SJSU	FG	3FG	FT	R	F	TP	A	TO	B	S	MP
Clarke*	11-15	0-0	3-6	7	3	25	4	1	2	1	26
Welage*	4-11	1-4	0-0	5	2	9	1	1	0	1	29
Schwartz*	0-7	0-6	0-0	3	2	0	0	2	0	1	26
Williams, Jr.*	2-9	0-1	0-0	1	2	4	1	1	0	1	13
James*	3-10	0-4	3-4	4	1	9	3	3	1	0	28
Brown	0-2	0-0	0-0	0	1	0	1	0	0	0	7
Mitchell	1-2	0-0	0-0	2	2	2	0	2	0	0	6
Nichols	1-1	0-0	0-0	2	4	2	2	1	0	2	14
Boyce	2-4	2-4	2-2	0	0	8	0	0	0	0	16
Thornton	0-1	0-0	0-0	1	2	0	1	1	0	1	17
Singer	0-1	0-0	0-0	0	1	0	0	0	0	0	1
Hillsman	1-3	0-1	0-0	2	2	2	0	2	1	0	14
Chastain	0-0	0-0	0-0	1	0	0	0	0	0	0	3
Team				2			1				
Totals	25-66	3-20	8-12	30	22	61	13	15	4	7	200

SDSU	FG	3FG	FT	R	F	TP	A	TO	B	S	MP
Hoetzel*	4-9	4-9	0-0	9	2	12	2	3	1	0	28
Cheatham*	3-5	0-0	4-6	8	3	10	2	3	1	1	22
Kell*	4-8	1-3	3-3	2	3	12	4	4	2	1	30
Allen*	3-5	1-2	0-2	0	4	7	1	1	0	0	25
Hemsley*	3-10	1-3	5-6	7	0	12	4	1	2	1	33
Williams	2-2	0-0	0-0	2	3	4	1	0	0	1	12
Shrigley	1-3	1-3	1-2	0	0	4	3	3	1	0	17
Gill-Caesar	3-8	0-3	4-4	4	2	10	0	2	1	2	20
Izundu	2-2	0-0	1-3	7	1	5	0	1	0	0	13
Team				3							
Totals	25-52	8-23	18-26	42	18	76	17	18	8	6	200

Halftime: San Diego State 42, San José State 23. **FG%:** San Diego State 48.1, San José State 37.9. **3FG%:** San Diego State 34.8, San José State 15.0. **FT%:** San Diego State 69.2, San José State 66.7. **Officials:** Randy McCall, Mike Reed, Michael Irving. **Technical:** None.



Game 17

San Diego State 74
Utah State 55

Jan. 14, 2017 ♦ San Diego, Calif.
Viejas Arena ♦ Att.: 12,414

SAN DIEGO - San Diego State had its full complement of players for the first time in three weeks and defeated Utah State, 74-55, at home.

The missing piece to its roster was Malik Pope and the junior returned to the SDSU rotation after missing six consecutive games due to a knee injury. Pope did not start, but the Aztecs opened the game by making 13 of their first 16 shots and at one point made 12 straight to take a 31-15 lead.

When Pope entered the game with 15:16 left in the first half, San Diego State immediately felt his presence and went on a 16-4 run. The Aggies later went on a 14-0 run late in the first half, which got them to within two points with 5:38 to go, but Pope answered with back-to-back jumpers.

After the Pope baskets, Matt Shrigley added a three-pointer and Trey Kell converted an and-1 situation to put SDSU ahead, 41-29. Utah State closed with four straight points to end the half as the Aztecs led, 41-34, at intermission.

When the action resumed, San Diego State jumped on the Aggies, scoring 11 unanswered points to move out in front, 52-34. Less than three minutes later, the Aztecs led by 20 and were never threatened the rest of the way.


Pope finished the game with nine points and five rebounds in 23 minutes, but it was Shrigley and Jeremy Hemsley who led the team in scoring with 14 points apiece. The duo was responsible for seven of SDSU's 10 three-pointers on the night (Shrigley 4-6, Hemsley 3-7). Kell added 12 points and a game-high five assists.

Sam Merrill, meanwhile, led all players with 18 points and had a USU-high three assists. Jalen Moore chipped in 13 points, all of which came in the first half.

USU	FG	3FG	FT	R	F	TP	A	TO	B	S	MP
Taylor*	0-1	0-0	1-2	3	3	1	0	3	0	1	22
Dargenton*	3-9	0-1	2-2	7	2	8	0	0	0	0	27
Moore*	5-11	2-4	1-1	3	0	13	0	3	0	0	35
McEwen*	3-8	0-2	1-3	5	3	7	2	2	0	0	27
Merrill*	6-12	3-5	3-4	1	2	18	3	1	0	1	31
Rector	1-5	1-3	0-0	1	3	3	1	1	0	1	23
Pearre	1-1	1-1	0-0	0	0	3	0	1	0	0	11
Janicek	0-3	0-0	2-2	3	2	2	1	0	0	1	17
Brito	0-0	0-0	0-0	0	1	0	1	1	0	0	7
Team				3			1				
Totals	19-50	7-16	10-14	26	16	55	8	13	0	4	200

SDSU	FG	3FG	FT	R	F	TP	A	TO	B	S	MP
Hoetzel*	2-4	2-4	0-0	4	1	6	0	1	0	0	18
Cheatham*	4-5	0-0	0-0	7	3	8	1	1	0	2	24
Kell*	5-10	0-3	2-2	3	2	12	5	4	0	0	32
Allen*	4-5	1-2	0-0	2	2	9	2	1	0	2	27
Hemsley*	5-11	3-7	1-3	1	1	14	3	1	0	1	30
Williams	0-1	0-1	1-2	0	1	1	1	0	0	0	5
Wilson	0-0	0-0	1-2	0	0	1	0	0	0	0	2
Shrigley	5-7	4-6	0-0	1	0	14	1	0	0	1	19
Pope	3-4	0-0	3-4	5	1	9	1	1	1	0	23
Gill-Caesar	0-2	0-1	0-0	2	1	0	0	1	0	0	10
Narain	0-0	0-0	0-0	1	1	0	0	1	0	0	1
Izundu	0-0	0-0	0-0	1	3	0	0	0	3	0	9
Team				1							
Totals	28-49	10-24	8-13	28	16	74	14	11	4	6	200

Halftime: San Diego State 41, Utah State 34. **FG%:** San Diego State 57.1, Utah State 38.0. **3FG%:** Utah State 43.8, San Diego State 41.7. **FT%:** Utah State 71.4, San Diego State 61.5. **Officials:** Bob Staffen, Deron White, Brad Ferrie. **Technical:** None.



Game 18

San Diego State 64
UNLV 51

Jan. 17, 2017 ♦ Las Vegas, Nev.
Thomas & Mack Center ♦ Att.: 10,007

LAS VEGAS - Trey Kell scored 16 of San Diego State's final 20 points to lead the Aztecs past UNLV, 64-51, at Thomas & Mack Center. The win was SDSU's ninth straight over the Runnin' Rebels and its sixth straight over UNLV at the venue.

The Aztecs led the Rebels, 44-42, after UNLV finished a 7-2 run with 9:55 left in the second half, which forced San Diego State to call timeout.

After the pause, SDSU designed a play for Kell and the guard swooped to the hoop and made a layup, and then a three-pointer and then another layup to put the Aztecs ahead, 51-42, with 8:08 to go.

Kell eventually scored 13 of San Diego State's 15 points before Jeremy Hemsley laid the ball in to give the visitors a 61-48 lead with 3:05 to play. Kell completed the Aztecs' scoring with three more points down the stretch to provide SDSU's final point total.

The game started on a much different note as the Rebels made their first two three-pointers and a another jumper to take an 8-4 lead. UNLV, in fact, made its first three treys, the last of which gave it an 11-9 lead.

Midway through the first half, the Runnin' Rebels ran out to a 25-18 lead thanks to a 12-2 burst. The Aztecs had other things in mind, however, responding with a 16-6 first-half-ending run to move out in front, 34-31, at halftime.

San Diego State led by as many as seven points in the opening minute of the second period, but UNLV responded with six straight points to get within one and then no team scored for over four minutes. When the drought ended, both teams traded baskets, setting up Kell's scoring spree.

Kell finished with a game- and season-high 24 points and Dakarai Allen added 10 points. Valentine Izundu, meanwhile, blocked a season-high four shots.

SDSU	FG	3FG	FT	R	F	TP	A	TO	B	S	MP
Hoetzel*	3-5	3-4	0-0	5	1	9	0	1	1	3	23
Cheatham*	2-3	0-1	4-4	4	3	8	0	2	0	1	15
Kell*	9-15	1-4	5-6	4	1	24	1	1	0	1	32
Allen*	3-6	1-2	3-3	3	4	10	1	0	1	0	26
Hemsley*	1-10	0-3	2-2	1	2	4	1	3	0	0	25
Williams	1-3	0-0	0-0	3	0	2	3	1	0	1	15
Shrigley	1-2	1-2	0-0	4	1	3	0	0	1	1	27
Pope	1-8	0-2	0-0	5	3	2	1	1	1	1	15
Gill-Caesar	0-0	0-0	0-0	0	0	0	0	0	0	0	3
Izundu	1-1	0-0	0-0	3	2	2	0	0	4	0	19
Team				4			1				
Totals	22-53	6-18	14-15	36	17	64	7	10	8	8	200

UNLV	FG	3FG	FT	R	F	TP	A	TO	B	S	MP
Dembele*	3-5	0-0	2-4	6	2	8	0	1	3	0	31
Jones*	4-13	0-0	2-3	3	1	10	2	2	1	0	36
Ofoegbu*	4-9	2-6	0-0	5	2	10	2	1	0	3	26
Poyser*	4-12	0-3	3-4	4	1	11	2	2	0	1	36
Mooring*	4-8	1-3	1-1	3	5	10	1	4	0	0	18
Clyburn	0-5	0-0	0-0	5	1	0	1	0	1	0	20
Green	0-2	0-1	0-0	1	2	0	0	1	0	0	13
Morgan	1-2	0-0	0-0	3	2	2	0	0	1	0	20
Team				5			1				
Totals	20-56	3-13	8-12	35	16	51	8	12	6	4	200

Halftime: San Diego State 34, UNLV 31. **FG%:** San Diego State 41.5, UNLV 35.7. **3FG%:** San Diego State 33.3, UNLV 23.1. **FT%:** San Diego State 93.3, UNLV 66.7. **Officials:** John Higgins, Keith Kimble, Steve Olson. **Technical:** None.



Game 19

Air Force 60
San Diego State 57
 Jan. 24, 2017 • USAF Academy, Colo.
 Clune Arena • Att.: 1,705

USAF Academy, Colo. - San Diego State let a 10-point halftime lead slip away as Air Force won, 60-57, at Clune Arena.

SDSU was clicking on all cylinders in the first half. In the opening 4:30, the Aztecs led, 10-2, and later extended its lead to 24-10 after Dakarai Allen made a trey with 8:27 left in the period.

The Aztecs still led by 14 with 3:44 remaining, but the Falcons received a jumper and two free throws from Trevor Lyons while SDSU went scoreless to make it a 34-24 game at halftime.

In the first half, the Aztecs made seven three-pointers and held Air Force to just 2-for-8 from deep. The final 20 minutes, however, were a different story.

The second half started off on a promising note as Zylan Cheatham stole the ball away on Air Force's first possession and scored on the ensuing play. An 8-0 Falcon run nearly erased Air Force's deficit, but San Diego State answered with four straight points to push its lead back to eight.

Minutes later when the Aztecs were ahead, 42-36, Malik Pope dived for a loose ball and was sandwiched between two Falcons, taking a scary fall. The forward stayed on the ground for several minutes before walking off in a neck brace and with medical personnel. He was diagnosed with a neck strain.

When play resumed, SDSU extended its lead to eight, but in a matter of 3:40, AFA was within one point, at 50-49. The Aztecs managed to keep their lead until Air Force's Dane Morgan made two free throws with 3:02 left to move the Falcons ahead, 55-53.

SDSU later tied the game twice and had three chances to go ahead or tie the game in the final 25 seconds, but two Trey Kell threes and a Jeremy Hemsley three attempt were off the mark.

The Falcons were 4-of-10 from three-point distance in the second half, while the Aztecs made just 1-of-10.

SDSU	FG	3FG	FT	R	F	TP	A	TO	B	S	MP
Hoetzel*	3-9	3-8	2-2	8	3	11	2	1	0	0	31
Cheatham*	2-2	0-0	0-0	6	2	4	3	3	0	1	30
Kell*	5-12	0-4	4-8	5	3	14	1	2	1	2	28
Allen*	3-5	1-1	0-0	4	5	7	2	1	2	0	25
Hemsley*	3-12	1-7	0-0	2	1	7	3	4	0	0	25
Williams	0-2	0-1	1-2	2	2	1	1	0	0	1	13
Shrigley	2-6	2-0	0-2	2	6	0	1	0	0	0	30
Pope	3-7	1-2	0-0	4	1	7	0	0	1	1	14
Gill-Caesar	0-1	0-0	0-0	1	2	0	0	0	0	0	4
Team				3							
Totals	21-56	8-29	7-12	37	21	57	12	14	4	5	200

AFA	FG	3FG	FT	R	F	TP	A	TO	B	S	MP
Graham*	0-8	0-2	1-2	6	1	1	2	0	1	0	22
Toohy*	4-8	0-1	1-2	7	3	9	2	2	0	2	28
Kocur*	4-9	0-5	0-1	3	2	8	4	0	0	1	25
Van*	0-2	0-1	2-4	3	1	2	1	3	1	0	25
Lyons*	4-8	1-1	6-8	3	2	15	0	1	0	0	30
Norman	2-4	2-2	2-2	3	0	8	0	2	0	0	17
Siples	1-2	1-2	1-2	3	0	4	1	1	0	0	16
Tomes	1-2	1-2	0-0	1	1	3	1	0	0	0	6
Scottie	2-4	1-1	1-2	2	1	6	1	1	2	0	12
Louder	0-1	0-0	0-0	0	0	0	0	0	0	0	3
Manning	2-4	0-1	0-0	2	1	4	0	0	0	1	16
Team				5							
Totals	20-52	6-18	14-23	38	12	60	12	11	4	4	200

Halftime: San Diego State 34, Air Force 24. **FG%:** Air Force 38.5, San Diego State 37.5. **3FG%:** Air Force 33.3, San Diego State 27.6. **FT%:** Air Force 60.9, San Diego State 58.3. **Officials:** Randy McCall, Gerry Pollard, Kelly Self. **Technical:** None.



Game 20

Colorado State 78
San Diego State 77
 Jan. 28, 2017 • San Diego, Calif.
 Viejas Arena • Att.: 11,881

SAN DIEGO - San Diego State led by 10 points at halftime and enjoyed a 13-point lead early in the second half, but allowed Colorado State to successfully rally and escape with a 78-77 victory at Viejas Arena.

After the Rams erased their deficit and led by four points after a Gian Clavell three-pointer with 1:30 left in regulation, the Aztecs got the defensive stops they needed and slowly clawed their way back into the game.

Malik Pope, who returned to the starting lineup for the first time since the quarterfinal game at the Diamond Head Classic, made two free throws to trim SDSU's deficit in half. The Aztecs then forced Clavell into a turnover, but Jeremy Hemsley was only able to convert 1-of-2 from the charity stripe.

Trailing 76-75 with 59 seconds left, San Diego State forced Clavell into a missed shot and then forced another turnover, giving the Aztecs the ball with 29 seconds showing on the clock. Pope's jumper was off the mark, but Max Hoetzel got the offensive rebound and fed the ball to Trey Kell, who was fouled. The junior made both free throws to move the hosts in front, 77-76, with 11 seconds to play.

On the next play, Clavell raced down the floor and laid the ball in, giving the Rams a one-point lead with six seconds left. The Aztecs elected to not call timeout and moved the ball down the floor where Hemsley's three-point try was off the mark, snapping SDSU's 13-game home winning streak vs. Colorado State.

Clavell's game-winning field goal gave him 37 points to go with eight rebounds. Emmanuel Omogbo added 24 points and nine boards. Between the two of them, they were 8-for-10 from behind the arc.

As for the Aztecs, they had all five starters in double figures, led by Pope's 19 points and seven rebounds. Hemsley had 17 points and Kell had 16. Dakarai Allen and Max Hoetzel scored 11 and 10 points, respectively.

CSU	FG	3FG	FT	R	F	TP	A	TO	B	S	MP
Omogbo*	8-18	4-4	4-4	9	1	24	3	0	1	0	38
Carvacho*	0-1	0-0	2-4	4	5	2	1	0	0	0	22
Clavell*	14-23	4-6	5-5	8	4	37	1	2	2	1	38
Nixon*	1-7	0-3	0-0	2	4	2	3	3	0	0	31
Paige*	3-8	0-2	1-1	4	4	7	1	1	0	1	38
Bonner	1-2	1-1	0-0	1	2	3	0	0	0	0	15
Koelliker	1-2	1-2	0-0	4	2	3	2	0	0	0	18
Team				1							
Totals	28-61	10-18	12-14	33	22	78	11	7	3	2	200

SDSU	FG	3FG	FT	R	F	TP	A	TO	B	S	MP
Hoetzel*	3-5	2-4	2-2	6	1	10	0	1	0	0	22
Pope*	7-12	1-2	4-6	7	4	19	2	0	0	0	27
Kell*	4-12	1-4	7-9	3	2	16	2	3	0	0	28
Allen*	4-5	0-0	3-4	5	4	11	2	0	0	1	32
Hemsley*	6-17	2-8	3-7	3	0	17	3	1	0	2	33
Williams	0-2	0-1	0-0	0	1	0	0	0	0	1	8
Shrigley	0-2	0-2	0-0	2	0	0	0	0	0	0	17
Gill-Caesar	0-1	0-1	0-0	1	0	0	0	0	0	0	6
Izundu	2-2	0-0	0-0	5	3	4	0	0	2	0	27
Team				3							
Totals	26-58	6-22	19-28	35	15	77	9	5	2	4	200

Halftime: San Diego State 33, Colorado State 23. **FG%:** Colorado State 45.9, San Diego State 44.8. **3FG%:** Colorado State 55.6, San Diego State 27.3. **FT%:** Colorado State 85.7, San Diego State 67.9. **Officials:** Tony Padilla, Casey McClellan, Brent Meaux. **Technical:** None.



Game 21

San Diego State 77
Wyoming 68
 Jan. 31, 2017 • San Diego, Calif.
 Viejas Arena • Att.: 11,883

SAN DIEGO - San Diego State stopped a two-game slide by defeating Wyoming for a ninth straight time at home, 77-68.

The Aztecs built a 17-point first-half lead thanks to a 15-3 run that covered more than eight minutes. Back-to-back triples from Trey Kell and Dakarai Allen capped the run with 4:38 left in frame.

The Cowboys, however, did not go quietly into the lockerroom, scoring the next 11 points to get within six with just under two minutes to play. Montaque Gill-Caesar temporarily stopped the onslaught with a tip-in bucket, but Wyoming scored five of the game's next six points, which included a Justin James three-pointer at the buzzer to make the score, 31-27 San Diego State.

When play resumed, Malik Pope knocked down a trey on the first possession and Valentine Izundu added a layup to propel the Aztecs to a nine-point advantage in the first minute of the half.

SDSU's first five points led to a 7-2 spurt that extended its lead to 12 points with 14:46 left in regulation. Four minutes later, the Aztecs, again, led by 17 points following a pair of Gill-Caesar free throws.

San Diego State maintained its double-digit lead until Wyoming scored six unanswered points in less than three minutes to trim its deficit to nine points. The Aztecs, however, responded with five straight points of their own and enjoyed a comfortable lead the rest of the way despite the Cowboys getting to within seven points with 1:08 left.

Kell led the team with 18 points and three assists, and Pope enjoyed his second straight strong game with 17 points, eight rebounds, three assists and four steals. Allen added 13 points and seven boards, and Gill-Caesar chipped in 12 points in 12 minutes.

James, who fouled out, scored 20 points off the bench for Wyoming. Alan Herndon had 14 points and 10 rebounds.

UW	FG	3FG	FT	R	F	TP	A	TO	B	S	MP
Herndon*	5-11	1-2	3-4	10	4	14	1	1	2	0	35
Naughton*	1-3	0-0	0-0	4	2	2	0	2	0	0	12
Lieberman*	3-4	1-2	0-0	2	4	7	2	3	0	3	23
McManamen*	4-12	2-9	1-4	0	4	11	3	3	0	0	37
Adams*	0-6	0-1	1-2	0	3	1	2	1	0	0	16
James	7-11	4-5	2-4	4	5	20	2	5	0	1	23
Aka Gorski	0-5	0-4	3-3	5	4	3	0	0	0	0	15
Kelley	0-0	0-0	0-0	0	0	0	0	0	0	0	6
Dalton	2-8	0-3	6-7	8	2	10	3	1	0	0	30
Marshall	0-0	0-0	0-0	0	1	0	0	0	0	0	3
Team				7							
Totals	22-60	8-26	16-24	40	30	68	13	17	2	4	200

SDSU	FG	3FG	FT	R	F	TP	A	TO	B	S	MP
Pope*	5-6	1-1	6-8	8	2	17	3	3	1	4	32
Izundu*	1-1	0-0	0-0	4	4	2	0	0	3	1	13
Kell*	4-12	3-5	7-10	2	4	18	3	2	1	2	31
Allen*	5-8	1-2	2-4	7	5	13	2	3	0	2	29
Hemsley*	0-4	0-1	5-6	2	4	5	0	2	0	0	26
Hoetzel	1-6	0-5	4-4	5	3	6	0	1	1	2	24
Williams	1-3	0-0	0-0	2	1	2	2	2	0	0	9
Shrigley	0-2	0-2	2-5	2	2	2	1	0	0	1	24
Gill-Caesar	5-14	0-5	2-2	1	1	12	0	0	0	2	12
Team				7							
Totals	22-56	5-21	28-39	40	26	77	11	13	6	14	200

Halftime: San Diego State 31, Wyoming 27. **FG%:** San Diego State 39.3, Wyoming 36.7. **3FG%:** Wyoming 30.8, San Diego State 23.8. **FT%:** San Diego State 71.8, Wyoming 66.7. **Officials:** John Higgins, Tom O'Neill, Kelly Pfeifer. **Technical:** Team - Wyoming.



Game 22

San Diego State 70
Fresno State 67

Feb. 4, 2017 ♦ Fresno, Calif.
Save Mart Center ♦ Att.: 8,882

FRESNO, Calif. - San Diego State held off Fresno State in the second half to earn a 70-67 road victory at Save Mart Center.

The win ended a number of Bulldog streaks in the process. With the SDSU decision, it ended Fresno State's 11-game league winning streak in one-possession games (three points or less), which was the nation's longest such streak, its 13-game home conference winning streak and its nine-game overall home winning streak.

The Aztecs put a stop to it all thanks to Trey Kell and clutch free-throw shooting down the stretch.

San Diego State led by 11 points with 8:01 left in the second half and allowed the Bulldogs to score 10 unanswered points to get within one point.

Dakarai Allen stopped the bleeding with two free throws, but Deshon Taylor made two of his own to bring Fresno State to within one once more.

Then Kell took over, making a three-pointer to put SDSU up, 57-53. A Bulldog jumper cut FS's deficit in half and then Kell answered with another triple, increasing the Aztecs' lead to five.

Less than two minutes later when Fresno State closed to within two, Kell responded with yet another bucket and two free throws. Then in the final 22 seconds, Zylan Cheatham made all four of his free-throw attempts and Kell added one more to keep the Bulldogs at bay and help SDSU even its conference record at 5-5.

Kell finished the game with a game-high 22 points, all of which came in the second half. Allen chipped in with 13 points and Malik Pope had nine points, seven rebounds and two steals. Valentine Izundu filled the stat sheet with eight points, six rebounds and three blocked shots.

As for Fresno State, it was led by Taylor's 18 points and Karachi Edo's 17 points and five rebounds. Jaron Hopkins contributed 13 points and seven boards.

SDSU	FG	3FG	FT	R	F	TP	A	TO	B	S	MP
Shrigley*	1-5	1-5	0-0	0	1	3	2	0	1	0	26
Pope*	4-10	1-2	0-2	7	3	9	3	4	1	2	31
Kell*	7-13	2-3	6-7	7	1	22	2	2	0	2	32
Allen*	5-7	1-2	2-2	4	2	13	1	2	1	0	33
Hemsley*	2-5	0-1	3-3	2	1	7	0	3	0	0	20
Hoetzel	0-3	0-3	0-0	0	0	0	0	0	0	0	7
Williams	0-1	0-1	0-0	0	1	0	0	2	0	2	10
Cheatham	1-4	0-1	6-7	4	2	8	0	1	1	0	19
Izundu	3-4	0-0	2-3	6	5	8	0	0	3	0	22
Team				1				1			
Totals	23-52	5-18	19-24	31	16	70	8	15	7	6	200

FS	FG	3FG	FT	R	F	TP	A	TO	B	S	MP
Watson*	1-7	0-2	0-0	4	5	2	2	1	1	1	31
Williams*	2-5	0-0	0-0	0	4	4	0	1	1	0	13
Bittnner*	1-3	1-3	0-0	5	1	3	1	0	0	1	21
Taylor, J.*	1-7	1-4	0-0	3	1	3	5	0	0	1	33
Taylor, D.*	4-8	2-5	8-8	2	1	18	0	1	0	1	32
Hopkins	6-12	1-1	0-2	7	3	13	3	5	0	2	30
Edo	5-7	2-3	5-5	5	4	17	0	0	1	0	26
Carter II	2-5	0-0	3-6	2	3	7	0	4	0	0	14
Team				7				2			
Totals	22-54	7-18	16-21	35	22	67	11	14	3	6	200

Halftime: San Diego State 27, Fresno State 26. **FG%:** San Diego State 44.2, Fresno State 40.7. **3FG%:** Fresno State 38.9, San Diego State 27.8. **FT%:** San Diego State 79.2, Fresno State 76.2. **Officials:** Mike Scypers, Rick Batsell, Scott Brown. **Technical:** None.



Game 23

San José State 76
San Diego State 71

Feb. 7, 2017 ♦ San Jose, Calif.
The Event Center ♦ Att.: 3,107

SAN JOSE, Calif. - San Diego State jumped out to an early lead, but faced an uphill battle after that as San José State defeated the Aztecs in The Event Center, 76-71.

SDSU forced the Spartans into missing their first eight shots before they tallied their first points and their first 10 field-goal attempts overall. The Aztecs, however, were only ahead, 9-2, when Brandon Clarke ended SJSU's drought 5:26 into the game.

The bucket was the start of a 9-2 Spartan run that eventually tied the game at 11. San Diego State was either ahead or tied until there was 5:43 left in the first half when Clarke gave San José State a 23-22 lead with a dunk.

Following a Jeremy Hemsley free throw to level the score, the Spartans used a 10-3 run to go ahead by seven. A Hemsley three-pointer was the only basket scored in the final 1:45 to get the Aztecs within three points, 33-29, at halftime.

Another 9-2 SJSU run to start the second period put the Aztecs behind by 11 points, but in a matter of 3:11, San Diego State trailed by only three points thanks to a Zylan Cheatham dunk.

Similar to the flow of the game, SJSU answered with seven unanswered points to take a 53-43 lead just ahead of the 10-minute mark. The Spartans' lead swelled to 12 points with a touch over four minutes to play.

San Diego State used a stifling full-court press and timely baskets down the stretch to make it a 74-71 game with 20 seconds left after a three by Trey Kell. Two SJSU free throws by Issac Thornton with 17 seconds left gave the Spartans a two-point cushion the Aztecs could not erase.

SDSU was led by Kell and Hemsley's 13 points and the duo was joined in double figures by Dakarai Allen (12 points) and Malik Pope (10).

SJSU, which made 23-of-26 from the charity stripe, was led by Clarke's 22 points and seven rebounds.

SDSU	FG	3FG	FT	R	F	TP	A	TO	B	S	MP
Shrigley*	2-6	2-6	0-0	2	4	6	0	1	0	0	18
Pope*	3-8	2-5	2-2	3	1	10	2	3	1	1	30
Kell*	5-14	2-5	1-2	9	1	13	3	3	1	1	36
Allen*	4-10	0-2	4-4	3	1	12	1	1	3	1	32
Hemsley*	5-13	1-5	2-3	2	2	13	2	2	0	0	27
Williams	0-0	0-0	0-0	1	1	0	0	0	0	0	9
Cheatham	3-5	0-0	2-2	7	3	8	2	2	0	1	11
Gill-Caesar	2-6	0-1	2-3	3	3	6	0	2	0	0	11
Izundu	1-5	0-0	1-5	6	4	3	0	1	2	0	26
Team				4							
Totals	25-67	7-24	14-21	40	20	71	10	15	7	4	200

SJSU	FG	3FG	FT	R	F	TP	A	TO	B	S	MP
Clarke*	11-15	0-0	0-1	7	4	22	1	1	1	0	27
Welage*	3-11	0-5	4-4	5	1	10	3	1	0	0	36
Brown*	3-9	1-3	6-8	4	1	13	2	2	0	2	39
James*	0-4	0-1	2-2	4	3	2	4	1	0	2	15
Hillsman*	2-7	2-3	2-2	2	4	8	1	3	0	0	30
Mitchell	3-5	0-0	4-4	3	1	10	0	1	0	1	17
Nichols	0-0	0-0	2-2	0	1	2	2	0	0	0	9
Thornton	3-6	0-1	3-3	3	4	9	2	1	1	1	26
Schwartz	0-0	0-0	0-0	0	0	0	0	0	0	0	1
Team				5							
Totals	25-57	3-13	23-26	33	19	76	15	10	2	6	200

Halftime: San José State 33, San Diego State 29. **FG%:** San José State 43.9, San Diego State 37.3. **3FG%:** San Diego State 29.2, San José State 23.1. **FT%:** San José State 88.5, San Diego State 66.7. **Officials:** Tony Padilla, Eric Curry, Steve Olson. **Technical:** None.



Game 24

San Diego State 70
Nevada 56

Feb. 12, 2017 ♦ San Diego, Calif.
Viejas Arena ♦ Att.: 11,697

SAN DIEGO - San Diego State saw four players reach double figures in scoring and it shot nearly 50 percent from the floor in a 70-56 victory over visiting Nevada.

Leading the way for SDSU was Trey Kell, who scored a team-high 17 points and became the 31st player in school history to score 1,000 points in a career.

Starting the Aztecs off on the right foot, however, was Kell's classmate, Malik Pope. The forward scored seven of San Diego State's first nine points and had 10 in the first half before finishing with 12 and 10 rebounds for his first double-double of the season.

SDSU built a 12-point lead with 2:26 left in the first half, but the Wolf Pack answered with five straight points. Then with 1:08 to go, Matt Shrigley made a three-pointer, stole the ball on the defensive end and made another trey to push the Aztecs' lead to 13 points. Nevada had one last chance to trim its deficit, but Jordan Caroline misfired from three and Shrigley was fouled blocking out Devereaux Ramsey. Shrigley ended up making one of two free throws to give the Aztecs a 42-28 lead at halftime.

In the second half, Nevada twice made a run at the Aztecs, the first of which got it within 12 points with 13:58 to play. San Diego State answered with an 8-0 run to inflate its lead to 20 points. Right after that, the Wolf Pack scored seven straight, but the Aztecs recorded a 7-2 spurt to end the Nevada threat.

The Wolf Pack's Lindsey Drew nailed a jumper with 5:08 to play to make it a 65-51 Aztec lead, but that would be as close as Nevada would get the rest of the way.

Other than Kell and Pope, Jeremy Hemsley (15) and Shrigley (10) reached double figures in scoring.

D.J. Fenner led Nevada with 21 points, while the league's top scorer in conference games only, Marcus Marshall, was held to four points (1-10 FG, 0-7 3FG).

NEV	FG	3FG	FT	R	F	TP	A	TO	B	S	MP
Oliver*	4-14	2-3	0-1	6	1	10	0	3	3	3	35
Caroline*	3-13	1-5	5-8	6	4	12	3	3	0	5	36
Marshall*	1-10	0-7	2-3	3	1	4	3	1	0	0	35
Drew*	2-6	0-1	0-0	7	2	4	4	1	2	1	31
Fenner*	8-16	2-6	3-3	7	4	21	0	4	0	1	33
King II	2-5	0-0	1-2	4	2	5	0	1	0	0	15
Ramsey	0-0	0-0	0-0	0	2	0	0	0	0	0	4
Hall	0-3	0-1	0-0	1	1	0	0	0	0	0	9
Carlson	0-0	0-0	0-0	0	0	0	0	0	0	0	2
Team				4							
Totals	20-67	5-23	11-17	38	17	56	10	13	5	10	200

SDSU	FG	3FG	FT	R	F	TP	A	TO	B	S	MP
Pope*	5-10	1-2	1-2	10	2	12	0	0	1	0	28
Izundu*	2-3	0-0	0-0	5	1	4	1	1	0	0	17
Kell*	7-13	0-2	3-4	7	0	17	1	2	0	1	30
Allen*	3-6	0-0	0-0	4	2	6	1	3	3	2	39
Hemsley*	7-14	0-4	1-1	2	3	15	3	2	0	2	31
Hoetzel	0-3	0-3	0-0	1	3	0	1	1	0	0	12
Williams	0-0	0-0	0-0	0	0	0	0	0	0	0	3
Cheatham	2-4	0-1	0-2	6	3	4	2	3	1	2	21
Shrigley	3-8	3-6	1-2	1	2	10	2	0	0	1	16
Gill-Caesar	1-1	0-0	0-0	0	0	2	0	0	0	1	3
Team				5							
Totals	30-62	4-18	6-11	41	16	70	11	13	5	9	200

Halftime: San Diego State 42, Nevada 28. **FG%:** San Diego State 48.4, Nevada 29.9. **3FG%:** San Diego State 22.2, Nevada 21.7. **FT%:** Nevada 64.7, San Diego State 54.5. **Officials:** Randy McCall, Tommy Nunez, David Hall. **Technical:** None.



Game 25

San Diego State 66
Utah State 62

Feb. 15, 2017 ♦ Logan, Utah
Dee Glen Smith Spectrum ♦ Att.: 6,427

LOGAN, Utah - San Diego State used a 10-0 run late in the second half to pull away from Utah State on the road, 66-62, despite a late Aggies push in the final two minutes at Dee Glen Smith Spectrum.

The Aztecs led by as many as 11 points in the first half, but Utah State outscored SDSU, 19-9, to get within one point with 1:16 left. Jeremy Hemsley gave San Diego State a bit of breathing room after he nailed a three-pointer with 24 seconds remaining and nearly gave it right back after fouling Koby McEwen on a three-point attempt. Fortunately for SDSU, the guard only made 1-of-3 free throws to make it a 32-29 Aztec lead.

When the action resumed, the contest was a two-possession game until San Diego State rattled off 10 straight points. At this point, the Aggies trailed, 47-45, with 9:20 to go. Then on four consecutive possessions, SDSU went Trey Kell three, Hemsley three, Kell layup and two Hemsley free throws to move ahead, 57-45.

A Jalen Moore triple stopped the streak, but the Aztecs made four more free throws to extend their lead to 61-48 with 4:06 to play.

Down the stretch, Utah State outscored the Aztecs, 12-4, to make it a three-point game with 10 seconds left, but Hemsley made the second of two free throws to provide the final margin.


Kell ended his night with a game-high 21 points and team highs of seven rebounds and three assists. Hemsley added 13 points.

As for the Aggies, they were led by Moore's 20 points, 14 of which came in the first half, and four assists. The senior made all six of his attempts from the field, including two three-pointers, to keep Utah State in the game in the first 20 minutes. McEwen added 13 points and Sam Merrill contributed 12 points and four assists.

SDSU	FG	3FG	FT	R	F	TP	A	TO	B	S	MP
Cheatham*	1-5	0-0	3-4	5	4	5	0	2	2	1	24
Pope*	3-7	0-1	0-0	5	3	6	2	1	0	0	27
Kell*	7-14	2-4	5-7	7	2	21	3	2	1	1	34
Allen*	3-5	0-1	1-2	3	1	7	2	1	0	1	26
Hemsley*	4-9	2-5	3-6	3	2	13	1	2	1	0	34
Hoetzel	1-5	1-3	0-0	4	1	3	1	0	0	2	17
Williams	0-1	0-0	0-0	1	0	0	1	0	0	0	7
Shrigley	2-7	2-7	0-0	1	1	6	1	0	0	2	19
Narain	2-3	1-1	0-0	3	3	5	0	0	0	1	12
Team				1							
Totals	23-56	8-22	12-19	33	17	66	11	9	4	8	200

USU	FG	3FG	FT	R	F	TP	A	TO	B	S	MP
Taylor*	2-4	0-0	0-0	8	1	4	2	1	0	1	31
Dargenton*	1-5	0-2	0-0	4	4	2	0	1	1	0	18
McEwen*	3-13	1-7	6-10	5	3	13	2	4	0	1	31
Merrill*	4-10	1-4	3-3	4	2	12	4	3	1	2	36
Moore*	8-15	3-5	1-1	4	1	20	4	3	0	0	40
Rector	0-1	0-1	0-2	2	1	0	2	0	0	0	12
Pearre	0-0	0-0	2-2	0	1	2	2	1	0	0	12
Barnaba	1-1	1-1	0-0	3	0	3	1	1	1	0	12
Janicek	3-3	0-0	0-1	0	1	6	0	0	0	0	8
Team				6							
Totals	22-52	6-20	12-19	36	14	62	17	15	3	4	200

Halftime: San Diego State 32, Utah State 29. **FG%:** Utah State 42.3, San Diego State 41.1. **3FG%:** San Diego State 36.4, Utah State 30.0. **FT%:** San Diego State 63.2, Utah State 63.2. **Officials:** David Hall, Kelly Self, Mike Scypers. **Technical:** None.



Game 26

San Diego State 77
UNLV 64

Feb. 19, 2017 ♦ San Diego, Calif.
Viejas Arena ♦ Att.: 11,896

SAN DIEGO - San Diego State shot 50.9 percent from the floor to help it defeat UNLV for a 10th straight time, 77-64, at Viejas Arena.

The Aztecs were firing on all cylinders in the first half, connecting on 57.1 percent of their attempts from the field while holding the Runnin' Rebels to just 33.3-percent shooting.

That said, it was not until nine-minute mark when the first half dominance began to take shape. Up until that point, SDSU owned a 19-18 lead and the game featured five ties and six lead changes.

The tide began to turn after Malik Pope made back-to-back jumpers, with Trey Kell adding a bucket and Matt Shrigley nailing his third three-pointer of the game. The 9-0 run gave San Diego State a 10-point lead before it swelled to 15 points on two occasions, the last of which came on a Shrigley layup before halftime.

Starting the second half with a 41-26 lead, SDSU kept the Rebels at a safe distance until they scored seven straight points to trim a 16-point deficit down to nine with 12:06 to go. The Aztecs, however, responded by scoring 11 of the game's next 16 points to move out in front by 15.

A 9-0 UNLV spurt got the Rebels to within six points of the Aztecs at 66-60, but Kell made a fall-away jumper with two seconds left on the shot clock to end the momentum. SDSU ended up scoring nine points in a row to take a 75-60 lead with under a minute to go and the Aztecs cruised to victory.

Pope led SDSU with 17 points and nine rebounds, with Shrigley and Jeremy Hemsley adding 16 points. All of Shrigley's career-high point total came in the first half. Kell, meanwhile, had a personal-best seven assists to go with zero turnovers.

Jovan Mooring led all players with 26 points and five assists for UNLV.

UNLV	FG	3FG	FT	R	F	TP	A	TO	B	S	MP
Dembele*	2-2	0-0	2-2	2	4	6	1	3	0	0	26
Jones*	3-7	0-0	0-0	2	3	6	0	2	1	1	30
Clyburn*	2-10	2-6	1-2	2	2	7	0	0	1	0	29
Ofoegbu*	5-5	2-2	1-2	7	2	13	3	2	0	1	36
Mooring*	7-17	4-6	8-9	5	2	26	5	3	0	2	39
Bush	0-0	0-0	0-0	0	0	0	0	0	0	0	1
Green	1-6	0-4	4-4	5	4	6	3	2	0	0	25
Morgan	0-1	0-0	0-0	1	2	0	1	2	0	1	12
Coupet Jr.	0-0	0-0	0-0	0	1	0	0	0	0	0	2
Team				3							
Totals	20-48	8-18	16-19	27	20	64	13	14	2	5	200

SDSU	FG	3FG	FT	R	F	TP	A	TO	B	S	MP
Cheatham*	3-7	0-0	3-6	5	3	9	2	0	1	2	25
Pope*	7-9	1-1	2-2	9	2	17	1	2	0	1	30
Kell*	2-7	0-1	2-5	7	0	6	7	0	0	0	36
Allen*	3-7	0-2	0-0	3	2	6	2	4	0	1	21
Hemsley*	6-8	2-3	2-2	0	3	16	1	3	0	1	30
Hoetzel	2-5	1-4	0-0	0	5	5	0	0	0	0	11
Williams	0-1	0-0	0-0	1	1	0	0	0	0	0	6
Shrigley	5-12	4-10	2-2	1	16	0	0	0	0	3	26
Izundu	1-1	0-0	0-0	3	2	2	0	0	1	0	15
Team				1							
Totals	29-57	8-21	11-17	31	19	77	13	9	2	8	200

Halftime: San Diego State 41, UNLV 26. **FG%:** San Diego State 50.9, UNLV 41.7. **3FG%:** UNLV 44.4, San Diego State 38.1. **FT%:** UNLV 84.2, San Diego State 64.7. **Officials:** Verne Harris, John Higgins, Chris Rastatter. **Technical:** UNLV - Tyrell Green, San Diego State - Max Hoetzel.



Game 27

Fresno State 63
San Diego State 55

Feb. 22, 2017 ♦ San Diego, Calif.
Viejas Arena ♦ Att.: 12,029

SAN DIEGO - San Diego State could not sustain a hot start and eventually fell to Fresno State at home, 63-55.

The Aztecs scored the first seven points of the game and led, 13-7, with 14:35 left in the first half. Of SDSU's first 13 points, nine were attributed to Dakarai Allen, who made his first three shots. After that, the Bulldogs went on a 9-0 run to take a three-point lead.

Jeremy Hemsley temporarily ended the scoring spree with a trey, but Fresno State responded with a 10-2 run to move out in front by eight points with just under five minutes left. Fresno State finished the first 20 minutes with a 30-24 lead.

The second half started by seeing the Aztecs misfire on their first two possessions, while the Bulldogs knocked down a three-pointer and a jumper to lead by 11 points.

Fresno State carried its 11-point advantage to the 10-minute mark and that is when SDSU made what would be its final push. Allen started the rally with a layup and Hemsley registered five consecutive points to help the Aztecs get to within one. Then a Max Hoetzel triple cut SDSU's deficit to 44-43 with 7:32 to go.

On the next possession, however, Allen fouled Deshon Taylor on a three-point attempt and the guard made all three free throws. Allen nearly erased his mistake by making a pair of free throws of his own to slice SDSU's hole in half, but a Bryson Williams free throw and later a Jahmel Taylor trey put the Bulldogs up, 51-45.

SDSU trailed by as few as five points with 4:06 to play, but would not get any closer the rest of the way.

Allen and Hemsley led the Aztecs with 13 points apiece. Malik Pope added 11 points and a team-high six rebounds.

Williams posted a game-high 18 points for Fresno State, while Deshon Taylor added 15.

FS	FG	3FG	FT	R	F	TP	A	TO	B	S	MP
Watson*	4-9	1-4	0-2	7	3	9	1	2	1	1	30
Williams*	8-11	0-0	2-6	6	2	18	0	0	2	0	30
Hopkins*	0-3	0-0	0-0	3	4	0	1	2	0	0	15
Bittner*	1-3	0-1	0-0	0	4	2	2	1	0	0	14
Taylor, D.*	2-7	2-3	9-9	3	2	15	4	1	0	1	39
Taylor, J.*	4-7	3-6	0-0	6	0	11	1	1	0	0	30
McWilliams	1-2	0-0	0-0	1	1	2	0	0	0	0	6
Russo	1-8	0-1	0-0	7	2	2	2	1	0	4	26
Carter II	1-1	0-0	2-2	1	3	4	0	1	1	0	10
Team				3							
Totals	22-51	6-15	13-19	37	21	63	11	9	4	6	200

SDSU	FG	3FG	FT	R	F	TP	A	TO	B	S	MP
Cheatham*	0-3	0-0	0-0	4	2	0	1	1	0	0	19
Pope*	4-13	0-2	3-4	6	3	11	1	1	2	0	31
Kell*	4-11	0-4	1-2	1	9	2	1	1	0	3	32
Allen*	4-6	1-1	4-5	3	5	13	0	2	0	3	34
Hemsley*	5-9	2-4	1-2	2	2	13	2	3	0	0	32
Hoetzel	1-6	1-5	6-9	3	1	9	0	0	0	0	18
Williams	0-0	0-0	0-0	0	0	0	0	0	0	0	2
Shrigley	0-3	0-2	0-0	3	0	0	1	0	0	1	21
Narain	0-1	0-1	0-0	1	0	0	0	0	0	0	1
Izundu	0-0	0-0	0-0	1	2	0	0	1	2	0	10
Team				2							
Totals	18-52	4-19	15-22	27	16	55	7	10	5	4	200

Halftime: Fresno State 30, San Diego State 24. **FG%:** Fresno State 43.1, San Diego State 34.6. **3FG%:** Fresno State 40.0, San Diego State 21.1. **FT%:** Fresno State 68.4, San Diego State 68.2. **Officials:** Michael Irving, Shawn Lehigh, Kevin Brill. **Technical:** Fresno State - Terrell Carter II.



Game 28

Colorado State 56
San Diego State 55

Feb. 25, 2017 • Fort Collins, Colo.
Moby Arena • Att.: 7,856

FORT COLLINS, Colo. - San Diego State suffered a crushing defeat after Emmanuel Omogbo made a three-pointer with four seconds left to propel Colorado State to a 56-55 victory at Moby Arena.

SDSU took a 55-53 lead with 23 seconds remaining when the Aztecs executed a set play out of a timeout for Dakarai Allen. The senior made a layup, got fouled and made the ensuing free throw to move the visitors out in front.

The Rams came down the floor and gave the ball to Prentiss Nixon, who drove the lane, but had his shot blocked out of bounds by Zylan Cheatham. Then with nine seconds left, a broken play finished with Omogbo getting the ball and making his only three-point attempt of the evening despite an on-rushing D'Erryl Williams.

San Diego State had one last attempt, but Allen's halfcourt heave at the buzzer fell short.

The Aztecs put themselves in a great position to win the game thanks to a first half that saw them shoot 48.1 percent from the floor and limit the Rams to 28.6-percent accuracy. After 20 minutes of action, SDSU led, 33-21.

Colorado State opened the second half on a 9-1 run to trail by four points before the clock hit 17:00. The Rams later took the lead with 2:20 to go after a Nixon free throw, which set up the Allen and Omogbo sequences to end the game.

Allen led the Aztecs with 12 points, and Malik Pope and Trey Kell each had 10 points. Kell, however, fouled out with 5:10 left in the contest and did not score in the second half.

Gian Clavell scored a game-high 18 points on 6-of-24 shooting, including a 2-for-15 effort from three-point distance, after putting up 37 points in the first meeting with SDSU. The guard also had 10 rebounds.

Omogbo finished with 11 points and 11 rebounds, and Nico Carvacho produced six points and 10 boards for the Rams. Nixon added 10 points.

SDSU	FG	3FG	FT	R	F	TP	A	TO	B	S	MP
Pope*	4-11	2-3	0-0	7	2	10	0	1	2	0	26
Izundu*	0-0	0-0	0-0	1	1	0	0	1	1	0	18
Kell*	4-14	2-5	0-0	3	5	10	2	0	0	2	22
Allen*	4-6	0-0	4-5	8	2	12	2	2	1	0	36
Hemsley*	3-10	1-5	0-0	1	1	7	2	1	0	1	28
Hoetzel	2-5	2-4	0-0	0	0	6	0	0	0	0	18
Williams	1-2	0-0	0-0	3	0	2	0	0	0	0	11
Cheatham	3-6	0-0	2-2	9	3	8	0	4	1	1	19
Shrigley	0-5	0-5	0-0	1	2	0	0	0	0	0	22
Team				4							
Totals	21-59	7-22	6-7	37	16	55	6	9	5	4	200

CSU	FG	3FG	FT	R	F	TP	A	TO	B	S	MP
Omogbo*	3-7	1-4	4-6	11	3	11	2	1	0	0	30
Carvacho*	3-7	0-1	0-0	10	2	6	1	4	1	0	31
Clavell*	6-24	2-15	4-4	10	2	18	2	2	3	4	39
Nixon*	3-9	1-4	3-5	1	1	10	0	0	1	0	36
Paige*	2-7	2-3	0-0	4	1	6	2	1	1	0	32
Bonner	1-3	1-2	0-0	1	0	3	1	0	0	0	13
Koelliker	1-3	0-1	0-0	6	2	2	1	0	0	0	19
Team				2							
Totals	19-60	7-30	11-15	45	11	56	9	10	6	4	200

Halftime: San Diego State 33, Colorado State 21. **FG%:** San Diego State 35.6, Colorado State 31.7. **3FG%:** San Diego State 31.8, Colorado State 23.3. **FT%:** San Diego State 85.7, Colorado State 73.3. **Officials:** Verne Harris, Rick Hartzell, Brent Meaux. **Technical:** None.



Game 29

San Diego State 51
Air Force 38

March 1, 2017 • San Diego, Calif.
Viejas Arena • Att.: 12,044

SAN DIEGO - San Diego State won a game that was a struggle for both teams offensively, defeating Air Force, 51-38, at Viejas Arena.

The Aztecs missed their first 10 shots and made 7-of-31 from the field in the first half. The Falcons, meanwhile, made just three of their 20 attempts from the floor and ultimately trailed SDSU, 22-13, at halftime.

Air Force made things interesting the second half, closing to within four points thanks to a three-pointer from Jacob Van and a basket from Frank Toohey. Similar to the first 20 minutes, San Diego State struggled to score and did not find the bottom of the hoop until Trey Kell knocked down a jumper with 15:50 left.

Nearly eight minutes had passed and the score was tied at 27 following a Lavelle Scottie layup. San Diego State then turned to its seniors on Senior Night, getting a bucket from Dakarai Allen, D'Erryl Williams and a big three-pointer from Matt Shrigley, to move the Aztecs ahead, 36-27, with 8:08 to play. Sophomore Zylan Cheatham added a basket during the senior-led 9-0 run.

Both teams responded with two free throws apiece from Toohey and Malik Pope, which kept San Diego State's cushion at nine. Then with 5:13 to go, Shrigley hit another triple to push the Aztecs ahead by 12 points.

The Falcons later sliced their deficit to nine points with 2:56 left on the game clock, but never got any closer. Down the stretch, Shrigley made four straight free throws with under a minute to play to give the Aztecs their biggest lead, 13 points, on two different occasions.

Pope ended up leading SDSU with 11 points, while Shrigley added 10 of his own. Kell grabbed a career-high 12 rebounds.

AFA	FG	3FG	FT	R	F	TP	A	TO	B	S	MP
Graham*	3-7	2-4	0-0	5	4	8	1	1	0	1	29
Toohey*	3-5	0-1	6-7	3	4	12	1	2	1	0	23
Kocur*	0-9	0-7	0-0	8	4	0	1	2	0	2	30
Van*	2-7	1-3	5-6	2	0	10	3	3	0	0	36
Lyons*	1-8	0-3	2-3	3	0	4	2	1	0	1	35
Siples	0-0	0-0	0-0	0	0	0	0	1	0	0	4
Tomes	0-0	0-0	0-0	1	0	0	0	1	0	0	2
Scottie	1-4	0-1	0-0	4	3	2	0	1	1	1	17
Louder	0-1	0-0	0-0	1	2	0	0	1	0	0	8
Manning	1-3	0-2	0-0	0	1	2	2	1	0	0	13
Swan	0-0	0-0	0-0	0	2	0	0	1	0	0	3
Team				6							
Totals	11-44	3-21	13-16	33	20	38	10	15	2	5	200

SDSU	FG	3FG	FT	R	F	TP	A	TO	B	S	MP
Shrigley*	2-9	2-8	4-4	2	1	10	0	1	0	0	27
Pope*	3-9	1-5	4-5	8	3	11	3	1	2	0	32
Izundu*	0-1	0-0	0-0	1	1	0	0	0	0	0	4
Allen*	3-6	0-0	0-2	2	4	6	0	1	1	0	18
Williams*	2-2	0-0	0-0	3	0	4	1	0	0	2	21
Kell	2-11	1-8	1-2	12	1	6	4	2	0	2	35
Hoetzel	1-4	0-3	3-4	3	2	5	0	2	0	2	21
Cheatham	4-9	0-0	0-0	8	4	8	1	1	0	1	21
Gill-Caesar	0-2	0-0	0-0	2	0	0	0	1	0	0	7
Hemsley	0-6	0-3	1-2	3	2	1	0	0	0	0	14
Team				0							
Totals	17-59	4-27	13-19	44	18	51	9	9	3	7	200

Halftime: San Diego State 22, Air Force 13. **FG%:** San Diego State 28.8, Air Force 25.0. **3FG%:** San Diego State 14.8, Air Force 14.3. **FT%:** Air Force 81.3, San Diego State 68.4. **Officials:** Bob Staffen, Larry Spaulding, Dick Cartmell. **Technical:** None.

SAN DIEGO STATE CAREER RECORDS

Points

Rk	DI	Name	Years	GP	Points
1.	1.	•Brandon Heath	04-05-06-07	125	2,189
2.	2.	Michael Cage	81-82-83-84	112	1,846
3.	3.	Anthony Watson	83-84-85-86	110	1,735
4.	4.	•Chase Tapley	10-11-12-13	134	1,526
5.	-	Tony Pinkins	55-56-57	82	1,475
6.	5.	•Winston Shepard	13-14-15-16	139	1,401
7.	-	Bob Brady	52-53-54	74	1,389
8.	6.	Steve Copp	73-74-75-76	93	1,307
9.	7.	•Billy White	08-09-10-11	134	1,294
10.	-	Al Skalecky	66-67-68	82	1,271
11.	8.	Tony Ross	87-88-89	85	1,259
12.	9.	•Xavier Thames	12-13-14	97	1,232
13.	10.	•Kyle Spain	06-07-08-09	115	1,230
14.	11.	Chad Nelson	94-95-96-97	112	1,225
15.	12.	•Marcus Slaughter	04-05-06	87	1,211
16.	13.	•Lorenzo Wade	07-08-09	92	1,200
17.	14.	Will Connelly	75-76-77	82	1,188
17.	-	Van Jacobsen	69-70-71	78	1,188
19.	15.	•Jamaal Franklin	11-12-13	87	1,181
20.	16.	•D.J. Gay	08-09-10-11	140	1,178
21.	-	Bernie Finlay	58-59-60	73	1,110
22.	17.	•Myron Epps	99-00-01-02	113	1,090
23.	18.	Eddie Morris	80-81-82-83	105	1,089
24.	19.	•Trey Kell	15-16-17	102	1,065
25.	-	Danny Newport	54-55-56	76	1,048
26.	-	Milton Phelps	39-40-41	97	1,043
27.	-	Dave Miller	66-67-68	82	1,034
28.	20.	Leonard Allen	82-83-84-85	116	1,019
29.	21.	•Tony Bland	02-03	63	1,012
30.	22.	Kim Goetz	78-79	54	1,005
31.	23.	•Randy Holcomb	01-02	61	1,002
24.	-	Kawhi Leonard	10-11	70	990
25.	-	Joel Kramer	74-76-77-78	99	949
26.	-	Mike Dodd	76-77-78-79	91	928

Scoring Average

min. 600 points					
Rk	DI	Name	Years	GP	PPG
1.	-	Bob Brady	52-53-54	74	18.8
2.	1.	Kim Goetz	78-79	54	18.6
3.	-	Tony Pinkins	55-56-57	83	18.1
4.	2.	•Brandon Heath	04-05-06-07	125	17.51
5.	3.	Jason Richey	97-98	52	17.46
6.	4.	Michael Cage	81-82-83-84	112	16.5
7.	5.	•Randy Holcomb	01-02	61	16.4
8.	6.	•Tony Bland	02-03	63	16.1
9.	7.	Anthony Watson	83-84-85-86	110	15.8
10.	-	Al Skalecky	66-67-68	82	15.5
11.	-	Van Jacobsen	69-70-71	77	15.4
12.	8.	Chris McMurray	72-73	42	15.238
13.	9.	Steve Malovic	78-79	55	15.236
14.	-	Bernie Finlay	58-59-60	73	15.205
15.	10.	•Mohamed Abukar	06-07	54	15.167
16.	-	Dick Maureau	61-62	49	15.1
17.	11.	Marty Dow	90-91	52	14.9
18.	12.	Jimmy Harris	71-72	54	14.814
19.	13.	Tony Ross	87-88-89	85	14.812
20.	14.	Zack Jones	81-82	54	14.7
21.	15.	Will Connelly	75-76-77	82	14.5
22.	-	Bob Lundgren	67-68	45	14.3
23.	16.	•Kawhi Leonard	10-11	70	14.1
24.	17.	Steve Copp	73-74-75-76	93	14.054
25.	18.	•Marcus Slaughter	04-05-06	87	13.919
19.	-	Al Faux	01-02	57	13.84
20.	-	Mitch McMullen	88-89	58	13.78
21.	-	Matt Watts	98-99	53	13.7
22.	-	•Jamaal Franklin	11-12-13	87	13.6
23.	-	•Lorenzo Wade	07-08-09	92	13.0
24.	-	•Xavier Thames	12-13-14	97	12.701
25.	-	Marc Carter	94-95	56	12.70

Rebounds

Rk	DI	Name	Years	GP	Rebs.
1.	1.	Michael Cage	81-82-83-84	112	1,317
2.	-	Al Skalecky	66-67-68	82	1,090
3.	2.	•Marcus Slaughter	04-05-06	87	775
4.	-	Larry Meek	63-64-65	75	764
5.	3.	Steve Copp	73-74-75-76	93	737
6.	4.	Leonard Allen	82-83-84-85	116	724
7.	5.	•Kawhi Leonard	10-11	70	716
8.	6.	Joel Kramer	74-76-77-79	99	711
9.	7.	•Winston Shepard	13-14-15-16	139	708
10.	8.	•Aerick Sanders	01-02-03-04	109	686
11.	9.	•Skylar Spencer	13-14-15-16	144	652
12.	-	Noel Mickelsen	54-55-56	79	642
13.	10.	Will Connelly	75-76-77	82	641
14.	11.	Eddy Gordon	80-81-82-83	107	631
15.	12.	•Billy White	08-09-10-11	134	614
16.	13.	•Jamaal Franklin	11-12-13	87	605
17.	-	Tony Pinkins	55-56-57	82	604
14.	-	Kyle Spain	06-07-08-09	115	596
15.	-	Joe McNaull	91-92-93	86	572
16.	-	Malcolm Thomas	10-11	71	561
17.	-	Marcelo Correa	97-98-99-00-01	112	522
18.	-	Myron Epps	99-00-01-02	113	508
19.	-	JJ O'Brien	13-14-15	105	502
20.	-	Chris McMurray	72-73	42	492
21.	-	Steve Malovic	78-79	55	484
22.	-	Randy Holcomb	01-02	61	481
23.	-	Allen Bunting	74-75-76	78	456
24.	-	Richie Williams	06-07-08-09	127	445
25.	-	•Lorenzo Wade	07-08-09	92	443

Rebound Average

min. 50 games					
Rk	DI	Name	Years	GP	RPG
1.	-	Al Skalecky	66-67-68	82	13.3
1.	-	Michael Cage	81-82-83-84	112	11.8
2.	-	•Kawhi Leonard	10-11	70	10.2
3.	-	•Marcus Slaughter	04-05-06	87	8.9
4.	-	Steve Malovic	78-79	55	8.8
5.	-	Marty Dow	90-91	52	8.0
6.	-	Steve Copp	73-74-75-76	93	7.9247
7.	-	Larry Jones	72-73	53	7.9245
8.	-	Malcolm Thomas	10-11	71	7.90
9.	-	•Randy Holcomb	01-02	61	7.885
10.	-	Will Connelly	75-76-77	82	7.817
11.	-	Joel Kramer	74-76-77-78	99	7.2
12.	-	Mitch McMullen	88-89	58	7.03
13.	-	•Jamaal Franklin	11-12-13	87	6.95
14.	-	Leon Carter	95-96	57	6.93
15.	-	John Anderson	73-74	52	6.8
16.	-	Joe McNaull	91-92-93	86	6.7
17.	-	•Aerick Sanders	01-02-03-04	109	6.294
18.	-	Roy Kruiswyk	97-98	55	6.290
19.	-	Leonard Allen	82-83-84-85	116	6.24
20.	-	Marc Carter	94-95	56	6.1

Assists

since 1972-73 season				
Rk	Name	Years	GP	Assists
1.	Tony Gwynn	78-79-80-81	107	590
2.	•Richie Williams	06-07-08-09	127	479
3.	Chad Nelson	94-95-96-97	112	412
4.	•Brandon Heath	04-05-06-07	125	394
5.	Mark Delsman	74-75-76-77	109	376
6.	Anthony Watson	83-84-85-86	110	356
7.	Keith Smith	82-83	53	349
8.	•D.J. Gay	08-09-10-11	140	344
9.	•Deandre Moore	01-02-03	88	339
10.	•Xavier Thames	12-13-14	97	316
11.	•Winston Shepard	13-14-15-16	139	315
12.	Dean Decker	77-78	56	307

13.	•Chase Tapley	10-11-12-13	134	303
14.	Ray Leary	74-75-76	76	279
15.	•Lorenzo Wade	07-08-09	92	275
16.	Mike Dodd	76-77-78-79	91	271
17.	Creon Dorsey	85-86	59	263
18.	Bryan Williams	88-89	48	243
19.	Michael Best	89-90	56	238
20.	•Tony Bland	02-03	63	213
21.	Arthur Massey	90-91	59	212
22.	Jeff Konek	85	57	211
23.	•Trey Kell	15-16-17	102	194
24.	•David Abramowitz	99-00-01	79	189
25.	Jason Richey	97-98	52	184
25.	Gary Earle	74-75-76	81	184

Assist Average

min. 50 games; since 1972-73 season				
Rk	Name	Years	GP	APG
1.	Keith Smith	82-83	53	6.6
2.	Tony Gwynn	78-79-80-81	107	5.51
3.	Dean Decker	77-78	56	5.48
4.	Creon Dorsey	85-86	59	4.5
5.	Michael Best	89-90	56	4.3
6.	•Deandre Moore	01-02-03	88	3.85
7.	•Richie Williams	06-07-08-09	127	3.77
8.	Jeff Konek	85	57	3.702
9.	Chad Nelson	94-95-96-97	112	3.679
10.	Ray Leary	74-75-76	76	3.671

Field Goals

Rk	DI	Name	Years	GP	FG
1.	1.	•Brandon Heath	04-05-06-07	125	749
2.	2.	Anthony Watson	83-84-85-86	110	702
3.	3.	Michael Cage	81-82-83-84	112	679
4.	4.	•Chase Tapley	10-11-12-13	134	573
5.	5.	•Billy White	08-09-10-11	134	529
6.	6.	Steve Copp	73-74-75-76	93	507
7.	-	Tony Pinkins	55-56-57	82	495
8.	7.	Eddie Morris	80-81-82-83	105	483
9.	-	Al Skalecky	66-67-68	82	481
10.	8.	Will Connelly	75-76-77	82	477
11.	9.	•Winston Shepard	13-14-15-16	139	466
12.	-	Bob Brady	52-53-54	74	461
13.	10.	Van Jacobsen	69-70-71	78	457
14.	11.	•Lorenzo Wade	07-08-09	92	448
15.	12.	Kim Goetz	78-79	54	435
13.	-	Tony Ross	87-88-89	85	413
14.	-	•Myron Epps	99-00-01-02	113	407
15.	-	Joel Kramer	74-76-77-78	99	406
16.	-	•Marcus Slaughter	04-05-06	87	403
17.	-	Leonard Allen	82-83-84-85	116	396
18.	-	Mike Dodd	76-77-78-79	91	392
19.	-	•Randy Holcomb	01-02	61	383
20.	-	•Kyle Spain	06-07-08-09	115	382

•Trev Kell			15-16-17	102	352

Field Goal Attempts

Rk	Name	Years	GP	FGA
1.	•Brandon Heath	04-05-06-07	125	1,815
2.	Anthony Watson	83-84-85-86	110	1,576
3.	•Chase Tapley	10-11-12-13	134	1,247
4.	Michael Cage	81-82-83-84	112	1,238
5.	•Winston Shepard	13-14-15-16	139	1,164
6.	Steve Copp	73-74-75-76	93	1,126
7.	Eddie Morris	80-81-82-83	105	1,098
8.	•D.J. Gay	08-09-10-11	140	1,046
9.	Will Connelly	75-76-77	82	1,020
10.	•Lorenzo Wade	07-08-09	92	977
11.	•Xavier Thames	12-13-14	97	949
12.	Tony Ross	87-88-89	85	933

SAN DIEGO STATE CAREER RECORDS (CONT.)

13.	• Kyle Spain	06-07-08-09	115	912
14.	• Trey Kell	15-16-17	102	911
15.	• Billy White	08-09-10-11	134	881
16.	• Jamaal Franklin	11-12-13	87	857
17.	Kim Goetz	78-79	54	852
18.	• Marcus Slaughter	04-05-06	87	844
19.	• Kawhi Leonard	10-11	70	840
20.	Chad Nelson	84-85-86-87	112	814
21.	• Randy Holcomb	01-02	61	812

Field Goal Percentage

minimum 500 career attempts				
Rk	DI	Name	Years	FG/FGA FG%
1.	1.	•Billy White	08-09-10-11	529/881 60.0
2.	2.	Leonard Allen	82-83-84-85	396/692 57.2
3.	3.	Mitch McMullen	88-89	296/527 56.2
4.	4.	Marty Dow	90-91	309/557 55.5
5.	5.	Steve Malovic	78-79	337/609 55.3
6.	-	Danny Newport	54-55-56	379/686 55.2
7.	6.	Michael Cage	81-82-83-84	679/1,238 54.8
8.	7.	•Aeric Sanders	01-02-03-04	334/619 53.958
9.	8.	•Malcolm Thomas	10-11	298/553 53.89
10.	9.	•Mike Mackell	02-03	291/543 53.6
11.	10.	Joe McNaull	91-92-93	333/627 53.1
12.	11.	Joel Kramer	74-76-77-78	406/779 52.1
13.	12.	Mike Dodd	76-77-78-79	392/758 51.7
13.		Kim Goetz	78-79	435/852 51.1
14.		Myron Epps	99-00-01-02	407/803 50.7
15.	•	Marcelo Correa	97-98-99-00-01	273/546 50.0
16.		Jimmy Wilkins	71-72	253/517 48.9
17.		Zach Jones	81-82	323/668 48.4
18.	•	JJ O'Brien	13-14-15	361/751 48.1
19.	•	Mohamed Abukar	06-07	303/634 47.8
20.	•	Marcus Slaughter	04-05-06	403/844 47.7

Three-Point Field Goals

<i>in existence since 1986-87 season</i>				
Rk	Name	Years	GP	3FG
1.	• Brandon Heath	04-05-06-07	125	281
2.	Tony Ross	87-88-89	85	270
3.	• Chase Tapley	10-11-12-13	134	223
4.	• D.J. Gay	08-09-10-11	140	219
5.	• John Sharper	03-04-05-06	119	166
6.	Jason Richey	97-98	52	136
7.	• Matt Shrigley	14-15-16-17	109	135
8.	• Kyle Spain	06-07-08-09	115	130
9.	• James Rahon	11-12-13	100	129
10.	Chad Nelson	94-95-96-97	112	122
11.	• Trey Kell	15-16-17	102	121
12.	• Xavier Thames	12-13-14	97	114
13.	• Richie Williams	06-07-08-09	127	112
14.	Michael Best	89-90	56	107
15.	• Al Faux	01-02	57	106
16.	• Jamaal Franklin	11-12-13	87	100
17.	• David Abramowitz	99-00-01	79	98
18.	• Jeremy Hemsley	16-17	65	93
19.	• Trey Kell	15-16	73	86
20.	• Deandre Moore	01-02-03	88	84
21.	• Aqeel Quinn	14-15	65	82
22.	• Kelvin Davis	08-09-10	74	79

	• Malik Pope	15-16-17	89	73

Three-Point Field Goal Atts.

<i>in existence since 1986-87 season</i>				
Rk	Name	Years	GP	3FGA
1.	• Brandon Heath	04-05-06-07	125	798
2.	• D.J. Gay	08-09-10-11	140	607
3.	Tony Ross	87-88-89	85	589
4.	• Chase Tapley	10-11-12-13	134	565
5.	• John Sharper	03-04-05-06	119	412
6.	• Matt Shrigley	14-15-16-17	109	409
7.	• Trey Kell	15-16-17	102	384

8.	Jason Richey	97-98	52	381
9.	• James Rahon	11-12-13	100	368
10.	Chad Nelson	94-95-96-97	112	337
11.	• Kyle Spain	06-07-08-09	115	332
12.	• Jamaal Franklin	11-12-13	87	328
13.	Xavier Thames	12-13-14	97	320
14.	• Richie Williams	06-07-08-09	127	303
15.	Michael Best	89-90	56	292
16.	• David Abramowitz	99-00-01	79	284
17.	• Kelvin Davis	08-09-10	74	259
18.	• Al Faux	01-02	57	256
19.	Berry Randle	93-94-95-96	113	253
20.	• Jeremy Hemsley	16-17	65	251
21.	• Deandre Moore	01-02-03	88	239

Three-Point Field Goal Percentage

<i>minimum 40 career three-point field goals</i>				
Rk	Name	Years	3FG/3FGA	3FG%
1.	Tony Ross	87-88-89	270/589	45.84
2.	• Al Faux	01-02	106/256	41.41
3.	• John Sharper	03-04-05-06	166/412	40.29
4.	• Steve Sir	03-04	47/118	39.83
5.	• Chase Tapley	10-11-12-13	223/565	39.47
6.	• Kyle Spain	06-07-08-09	130/332	39.16
7.	• Malik Pope	15-16-17	73/194	37.63
8.	• Jeremy Hemsley	16-17	93/251	37.05
9.	• Richie Williams	06-07-08-09	112/303	36.96
10.	Michael Best	89-90	107/292	36.64
11.	Tony Clark	92-93	52/142	36.62
12.	Chad Nelson	94-95-96-97	122/337	36.20
13.	• D.J. Gay	08-09-10-11	219/607	36.08
14.	• Aqeel Quinn	14-15	82/228	35.96
15.	Jason Richey	97-98	136/381	35.70
16.	• Xavier Thames	12-13-14	114/320	35.63
17.	• Brandon Heath	04-05-06-07	281/798	35.21
18.	• Deandre Moore	01-02-03	84/239	35.15
19.	• James Rahon	11-12-13	129/368	35.05
20.	• Dwayne Polee II	13-14-15	62/178	34.83
21.	Darryl Gaines	86-87	40/115	34.78

	• Max Hoetzel	17	46/133	34.59
	• Matt Shrigley	14-15-16-17	135/409	33.01

Free Throws

Rk	DI	Name	Years	GP	FT
1.	1.	Michael Cage	81-82-83-84	112	488
2.	-	Tony Pinkins	55-56-57	82	485
3.	-	Bob Brady	52-53-54	74	467
4.	2.	•Winston Shepard	13-14-15-16	139	428
4.	2.	Chad Nelson	94-95-96-97	112	415
6.	4.	•Brandon Heath	04-05-06-07	125	410
7.	5.	•Marcus Slaughter	04-05-06	87	388
8.	6.	•Xavier Thames	12-13-14	97	372
9.	-	Bernie Finlay	58-59-60	73	352
10.	7.	•Jamaal Franklin	11-12-13	87	349
11.	8.	•Kyle Spain	06-07-08-09	115	336
12.	9.	Anthony Watson	83-84-85-86	110	331
13.	-	Al Skalecky	66-67-68	82	309
14.	10.	Courtie Miller	90-91-92-93-94	101	302
15.	11.	Steve Copp	73-74-75-76	93	293
16.	-	Danny Newport	54-55-56	76	290
12.	•	Myron Epps	99-00-01-02	113	274
13.	•	Tony Gwynn	78-79-80-81	107	245
14.	•	Trey Kell	15-16-17	102	240
14.	•	Lorenzo Wade	07-08-09	92	240
16.	•	Will Connelly	75-76-77	82	234
17.	•	Tony Bland	02-03	63	233
18.	•	Leonard Allen	82-83-84-85	116	227
19.	•	Billy White	08-09-10-11	134	221
20.	•	Jason Richey	97-98	52	218
21.	•	Marcelo Correa	97-98-99-00-01	112	215

Free Throws Attempted

DI	Name	Years	GP	FTA
1.	Michael Cage	81-82-83-84	112	667
2.	• Winston Shepard	13-14-15-16	139	653
3.	• Marcus Slaughter	04-05-06	87	530
4.	• Brandon Heath	04-05-06-07	125	524
5.	Chad Nelson	94-95-96-97	112	519
6.	• Myron Epps	99-00-01-02	113	466
7.	Jamaal Franklin	11-12-12	87	446
7.	Anthony Watson	83-84-85-86	110	446
9.	Xavier Thames	12-13-14	97	443
10.	Steve Copp	73-74-75-76	93	439
11.	• Kyle Spain	06-07-08-09	115	434
12.	Courtie Miller	90-91-92-93-94	101	398
13.	Will Connelly	75-76-77	82	376
14.	Leonard Allen	82-83-84-85	116	369
15.	Mitch McMullen	88-89	58	356
16.	• Trey Kell	15-16-17	102	347
17.	• Lorenzo Wade	07-08-09	92	341
18.	• Tony Bland	02-03	63	340
19.	Tony Gwynn	78-79-80-81	107	334
20.	• Billy White	08-09-10-11	134	332
21.	• Malcolm Thomas	10-11	71	329

Free-Throw Percentage

			minimum 40 career free throws		
Rk	DI	Name	Years	FT/FTA	FT%
1.	1.	Kim Goetz	78-79	135/158	85.44
2.	-	Mike Spigler	69-70	112/134	83.58
3.	2.	•LaBradford Franklin	11-12-13	45/54	83.33
4.	3.	•Xavier Thames	12-13-14	372/449	82.85
5.	4.	Steve Malovic	78-79	164/199	82.41
6.	5.	•Mohamed Abukar	06-07	186/226	82.30
7.	6.	Jason Richey	97-98	218/271	80.44
8.	7.	Tony Ross	87-88-89	163/203	80.30
9.	8.	Chad Nelson	94-95-96-97	415/519	79.96
10.	9.	•Jamaal Franklin	11-12-13	349/446	78.25
11.	10.	•Brandon Heath	04-05-06-07	410/524	78.24
12.	11.	Mike Dodd	76-77-78-79	144/185	77.84
13.	-	Bernie Finlay	58-59-60	352/453	77.70
14.	12.	•Kyle Spain	06-07-08-09	336/434	77.42
15.	13.	Chris McMurray	72-73	130/169	76.92
	14.	Joel Kramer	74-76-77-78	137/179	76.54
	15.	Jimmy Wilkins	71-72	149/195	76.41
	16.	•Chase Tapley	10-11-12-13	157/206	76.21
	17.	Courtie Miller	90-91-92-93-94	302/398	75.88

♦Zylan Cheatham			16-17	189/258	73.26
♦Jeremy Hemsley			16-17	169/234	72.22

Blocks

<i>since 1978-79 season</i>				
Rk	Name	Years	GP	Blk.
1.	• Skylar Spencer	13-14-15-16	144	303
2.	Leonard Allen	82-83-84-85	116	214
3.	• Malcolm Thomas	10-11	71	127
4.	Michael Cage	81-82-83-84	112	118
5.	Joe McNaull	91-92-93	86	114
6.	• Aeric Sanders	01-02-03-04	109	105
7.	• Billy White	08-09-10-11	134	102
8.	• Marcelo Correa	97-98-99-00-01	112	100
9.	• Marcus Slaughter	04-05-06	87	78
10.	• Malik Pope	15-16-17	89	73
11.	• Lorenzo Wade	07-08-09	92	72
12.	Eddy Gordon	80-81-82-83	107	71
13.	Marty Dow	90-91	52	68
13.	Rodney Hawkins	86-87-88	70	68
15.	• Dakarai Allen	14-15-16-17	129	62
16.	Leon Carter	95-96	57	58
17.	Marc Carter	94-95	56	55
18.	• Chase Tapley	10-11-12-13	134	54
19.	Jamaal Franklin	11-12-13	87	51
19.	• Randy Holcomb	01-02	61	51

SAN DIEGO STATE CAREER RECORDS (CONT.)

19.	Courtie Miller	90-91-92-93-94	101	51
-----	----------------	----------------	-----	----

Steals

since 1978-79 season				
Rk	Name	Years	GP	Steals
1.	•Richie Williams	06-07-08-09	127	246
2.	•Brandon Heath	04-05-06	125	217
3.	Anthony Watson	83-84-85-86	110	192
4.	•Chase Tapley	10-11-12-13	134	187
5.	Chad Nelson	94-95-96-97	112	175
6.	•Billy White	08-09-10-11	134	149
7.	Tony Gwynn	78-79-80-81	107	141
8.	•Kyle Spain	06-07-08-09	115	137
9.	Eddie Morris	80-81-82-83	105	131
10.	•D.J. Gay	08-09-10-11	140	126
10.	Matt Watts	98-99	53	126
10.	Michael Best	89-90	56	126
10.	Michael Cage	81-82-83-84	112	126
14.	•Lorenzo Wade	07-08-09	92	125
15.	•Xavier Thames	12-13-14	97	120
16.	•Deandre Moore	01-02-03	88	114
17.	•Dakarai Allen	14-15-16-17	129	113
18.	Eddy Gordon	80-81-82-83	107	111
19.	Creon Dorsey	85-86	59	109
20.	•Marcus Slaughter	04-05-06	87	107
21.	•JJ O'Brien	13-14-15	105	106

Games Played

Rk	DI	Name	Years	GP
1.	1.	•Skylar Spencer	13-14-15-16	144
2.	2.	•D.J. Gay	08-09-10-11	140
3.	3.	•Winston Shepard	13-14-15-16	139
4.	4.	•Chase Tapley	10-11-12-13	134
4.	4.	•Billy White	08-09-10-11	134
6.	6.	•Dakarai Allen	14-15-16-17	129
7.	7.	•Richie Williams	06-07-08-09	127
8.	8.	•Brandon Heath	04-05-06-07	125
9.	9.	•Matt Thomas	05-06-07-08-09	124
10.	10.	•John Sharper	03-04-05-06	119
11.	11.	Leonard Allen	82-83-84-85	116
12.	12.	•Kyle Spain	06-07-08-09	115
13.	13.	•Myron Epps	99-00-01-02	113
13.	13.	Berry Randle	93-94-95-96	113
15.	15.	•Marcelo Correa	97-98-99-00-01	112
15.	15.	Chad Nelson	94-95-96-97	112
15.	15.	Michael Cage	81-82-83-84	112
18.	18.	•Chris Walton	01-02-04-05	110
18.	18.	Anthony Watson	83-84-85-86	110
20.	20.	•Matt Shrigley	14-15-16-17	109
20.	20.	•Tim Shelton	08-09-10-11-12	109
20.	20.	•Aerick Sanders	01-02-03-04	109
20.	20.	Mark Delsman	74-75-76-77	109

Games Started

since 1978-79				
Rk	Name	Years	GP	GS
1.	•Billy White	08-09-10-11	134	124
2.	•D.J. Gay	08-09-10-11	140	120
2.	•Brandon Heath	04-05-06-07	125	120
4.	•Chase Tapley	10-11-12-13	134	114
5.	Michael Cage	81-82-83-84	112	112
6.	Leonard Allen	82-83-84-85	116	110
7.	•Richie Williams	06-07-08-09	127	109
8.	•JJ O'Brien	13-14-15	105	104
9.	Chad Nelson	94-95-96-97	112	103
10.	•Skylar Spencer	13-14-15	144	102
11.	•Winston Shepard	13-14-15	139	101
12.	•Kyle Spain	06-07-08-09	115	95
13.	Anthony Watson	83-84-85-86	110	93
14.	•Xavier Thames	12-13-14	97	91
14.	•Marcelo Correa	97-98-99-00-01	112	91
16.	•Trey Kell	15-16-17	102	81
16.	•Myron Epps	99-00-01-02	113	81

18.	•Marcus Slaughter	04-05-06	87	74
19.	•Lorenzo Wade	07-08-09	92	73
19.	•Deandre Moore	01-02-03	88	73
21.	•Malcolm Thomas	10-11	71	70

Consecutive Games Started

since 1980-81 season				
Rk	Name	Years	GP	CGS
1.	Michael Cage	81-82-83-84	112	112
2.	Chad Nelson	94-95-96-97	112	103
3.	•Brandon Heath	04-05-06-07	125	85
4.	•Skylar Spencer	13-14-15-16	144	76
5.	•D.J. Gay	08-09-10-11	140	71
6.	Leonard Allen	82-83-84-85	116	70
7.	•Malcolm Thomas	10-11	71	68
8.	•Trey Kell	15-16-17	102	66
9.	•Kawhi Leonard	10-11	70	64
10.	•Winston Shepard	13-14-15-16	139	62
10.	•JJ O'Brien	13-14-15	105	62
12.	•Randy Holcomb	01-02	61	61
13.	•Aerick Sanders	01-02-03-04	109	60
14.	•Myron Epps	99-00-01-02	113	58
15.	Chris Walters	1993-94	57	57
15.	Joe McNaull	91-92-93	86	57
17.	•Jamaal Franklin	11-12-13	87	55
17.	Kevin Betts	97-98	55	55
17.	Anthony Watson	83-84-85-86	110	55

Minutes Played

since 1978-79 season				
Rk	Name	Years	GP	Min.
1.	•Brandon Heath	04-05-06-07	125	4,275
2.	Michael Cage	81-82-83-84	112	4,262
3.	•D.J. Gay	08-09-10-11	140	4,222
4.	•Chase Tapley	10-11-12-13	134	3,813
5.	•Richie Williams	06-07-08-09	127	3,780
6.	Chad Nelson	94-95-96-97	103	3,692
7.	•Winston Shepard	13-14-15-16	139	3,583
8.	•Billy White	08-09-10-11	134	3,532
9.	Anthony Watson	83-84-85-86	110	3,330
10.	Leonard Allen	82-83-84-85	116	3,191
11.	•Skylar Spencer	13-14-15-16	144	3,100
12.	•JJ O'Brien	13-14-15	105	3,077
13.	•Xavier Thames	12-13-14	97	3,035
14.	•Myron Epps	99-00-01-02	113	2,971
15.	•Kyle Spain	06-07-08-09	115	2,948
16.	•Lorenzo Wade	07-08-09	92	2,911
17.	•Trey Kell	15-16-17	102	2,708
18.	•Marcus Slaughter	04-05-06	87	2,659
19.	Eddie Morris	80-81-82-83	105	2,627
20.	•Marcelo Correa	97-98-99-00-01	112	2,594
21.	•Deandre Moore	01-02-03	88	2,462

•Dakarai Allen		14-15-16-17	129	2,344

Efficiency Points

since 1978-79 season				
Rk	Name	Years	GP	Eff. Pts.
1.	Michael Cage	81-82-83-84	112	2,534
2.	•Brandon Heath	04-05-06-07	125	1,652
3.	•Billy White	08-09-10-11	134	1,635
4.	•Chase Tapley	10-11-12-13	134	1,574
5.	•Marcus Slaughter	04-05-06	87	1,495
6.	Steve Copp	73-74-75-76	93	1,450
7.	Joel Kramer	74-76-77-78	99	1,407
8.	Leonard Allen	82-83-84-85	116	1,395
9.	Chad Nelson	94-95-96-97	112	1,351
10.	•Winston Shepard	13-14-15-16	139	1,343
11.	Anthony Watson	83-84-85-86	110	1,337
12.	•Kawhi Leonard	10-11	70	1,322
13.	•Kyle Spain	06-07-08	115	1,308
14.	•Aerick Sanders	01-02-03-04	109	1,276
15.	•Jamaal Franklin	11-12-13	87	1,282

16.	•Skylar Spencer	13-14-15-16	144	1,252
16.	•Lorenzo Wade	07-08-09	92	1,244
18.	•Richie Williams	06-07-08-09	127	1,220
19.	Will Connelly	75-76-77	82	1,216
20.	•Malcolm Thomas	10-11	71	1,153
21.	•Xavier Thames	12-13-14	97	1,139
22.	Steve Malovic	78-79	55	1,137

•Trey Kell	15-16-17	102	911
------------	----------	-----	-----

Efficiency Average

min. 50 games; since 1978-79 season				
Rk	Name	Years	GP	EPG
1.	Michael Cage	81-82-83-84	112	22.63
2.	Steve Malovic	78-79	55	20.67
3.	•Kawhi Leonard	10-11	70	18.89
4.	Marty Dow	90-91	52	17.52
5.	•Marcus Slaughter	04-05-06	87	17.18
6.	•Malcolm Thomas	10-11	71	16.24
7.	Kim Goetz	78-79	54	16.09
8.	Steve Copp	73-74-75-76	93	15.59
9.	•Randy Holcomb	01-02	61	15.34
10.	Will Connelly	75-76-77	82	14.83
11.	•Jamaal Franklin	11-12-13	87	14.74
12.	Jason Richey	97-98	52	14.40
13.	Joel Kramer	74-76-77-78	99	14.21
14.	•Mohamed Abukar	06-07	54	14.20
15.	Leon Carter	95-96	57	13.82
16.	Mitch McMullen	88-89	58	13.78
17.	•Lorenzo Wade	07-08-09	92	13.52
18.	•Tony Bland	02-03	63	13.27
19.	•Brandon Heath	04-05-06-07	125	13.22
20.	Kevin Betts	97-98	55	13.14

Points-Rebounds-Assists

since 1972-73 season				
Rk	Name	Years	GP	PRA
1.	Michael Cage	81-82-83-84	112	3,261
2.	•Brandon Heath	04-05-06-07	125	3,002
3.	Anthony Watson	83-84-85-86	110	2,453
4.	•Winston Shepard	13-14-15-16	139	2,424
5.	•Chase Tapley	10-11-12-13	134	2,238
6.	Steve Copp	73-74-75-76	93	2,215
7.	•Marcus Slaughter	04-05-06	87	2,099
8.	•Billy White	08-09-10-11	134	2,069
9.	Chad Nelson	94-95-96-97	112	2,007
10.	•Kyle Spain	06-07-08-09	115	1,959
11.	Jamaal Franklin	11-12-13	87	1,952
12.	•Lorenzo Wade	07-08-09	92	1,918
13.	Will Connelly	75-76-77	82	1,901
14.	•Kawhi Leonard	10-11	70	1,862
15.	•Xavier Thames	12-13-14	97	1,833
16.	Joel Kramer	74-76-77-78	99	1,822
17.	•Richie Williams	06-07-08-09	127	1,807
18.	•D.J. Gay	08-09-10-11	140	1,783
19.	Leonard Allen	82-83-84-85	116	1,765
20.	Tony Gwynn	78-79-80-81	107	1,730

•Trey Kell		15-16-17	102	1,635

Victories

since 1975-76				
Rk	Name	Years	GP	Wins
1.	•Skylar Spencer	13-14-15-16	144	109
2.	•D.J. Gay	08-09-10-11	140	105
3.	•Winston Shepard	13-14-15-16	139	104
4.	•Chase Tapley	10-11-12-13	134	103
5.	•Billy White	08-09-10-11	134	101
6.	•Dakarai Allen	14-15-16-17	129	97
7.	•Tim Shelton	08-09-10-11-12	109	85
7.	•Richie Williams	06-07-08-09	127	85
9.	•Matt Shrigley	14-15-16-17	109	83
10.	•JJ O'Brien	13-14-15	105	80

SAN DIEGO STATE CAREER RECORDS (CONT.)

10.	•Kyle Spain	06-07-08-09	115	80
12.	•James Rahon	11-12-13	100	78
13.	Leonard Allen	82-83-84-85	116	76
14.	•Xavier Thames	12-13-14	97	75
15.	•Matt Thomas	05-06-07-08-09	124	74
16.	•Trey Kell	15-16-17	102	71
16.	•Brandon Heath	04-05-06-07	125	71
18.	•Matt Shrigley	14-15-16	84	68
18.	•Jamaal Franklin	11-12-13	87	68
18.	Michael Cage	81-82-83-84	112	68
21.	•Malik Pope	15-16-17	89	63
21.	•John Sharper	03-04-05-06	119	63
21.	Anthony Watson	83-84-85-86	110	63
24.	•Aerick Sanders	01-02-03-04	109	61

Conference Victories

Rk	Name	Years	since 1975-76	
			CGP	Wins
1.	•Winston Shepard	13-14-15-16	70	55
1.	•Skylar Spencer	13-14-15-16	70	55
3.	•Dakarai Allen	14-15-16-17	67	51
4.	•Matt Shrigley	14-15-16-17	63	49
5.	•D.J. Gay	08-09-10-11	64	45
6.	•Billy White	08-09-10-11	56	43
7.	•Chase Tapley	10-11-12-13	59	41
8.	•Matt Shrigley	14-15-16	48	40
9.	•JJ O'Brien	13-14-15	51	39
9.	•Richie Williams	06-07-08-09	60	39
11.	•Trey Kell	15-16-17	52	38
11.	•Malik Pope	15-16-17	49	38
13.	•Kyle Spain	06-07-08-09	51	36
13.	Leonard Allen	82-83-84-85	64	36
15.	•Xavier Thames	12-13-14	44	33
15.	Michael Cage	81-82-83-84	64	33
17.	•Matt Thomas	05-06-07-08-09	59	32
17.	•Brandon Heath	04-05-06-07	60	32
17.	Anthony Watson	83-84-85-86	64	32
20.	•James Rahon	11-12-13	44	31
21.	•Angelo Chol	15-16	36	30
21.	•Ageel Quinn	14-15	36	30
21.	•Tim Shelton	08-09-10-11-12	43	30

SAN DIEGO STATE SINGLE-SEASON RECORDS

Points

Rk	DI	Name	Pts.	Yr.
1.	1.	Michael Cage (Sr.)	686	84
2.	2.	•Brandon Heath (Sr.)	637	07
3.	3.	•Xavier Thames (Sr.)	633	14
4.	4.	Anthony Watson (Sr.)	630	86
5.	5.	•Brandon Heath (Jr.)	607	06
6.	-	Bob Brady (Jr.)	585	53
7.	6.	•Jamaal Franklin (Jr.)	560	13
8.	7.	•Randy Holcomb (Sr.)	558	02
9.	8.	•Jamaal Franklin (So.)	557	12
9.	8.	•Kawhi Leonard (So.)	557	11
10.	-	Michael Cage (Jr.)	547	83
11.	-	Anthony Watson (Jr.)	544	85
12.	-	•Chase Tapley (Jr.)	537	12
13.	-	•Brandon Heath (So.)	532	05
13.	-	Kim Goetz (Sr.)	532	79
-	-	Tony Pinkins (Sr.)	529	57
-	-	Bernie Finlay (Sr.)	522	60
-	-	Tony Pinkins (Jr.)	522	56
15.	-	Shawn Jamison (Jr.)	520	90
15.	-	Steve Copp (Sr.)	520	76
17.	-	•Tony Bland (Jr.)	519	02
18.	-	•Mohamed Abukar (Sr.)	505	07
19.	-	•Kyle Spain (Sr.)	504	09
20.	-	•Marcus Slaughter (Jr.)	494	06
20.	-	•Al Faux (Sr.)	494	02
20.	-	Marty Dow (Sr.)	494	91
23.	-	Tony Bland (Sr.)	493	03
24.	-	•Lorenzo Wade (Jr.)	487	08
25.	-	•Aerick Sanders (Sr.)	482	04

		•Trey Kell (Jr.)	391	17

Scoring Average

Rk	DI	Name (Class)	PPG	Yr.
1.	1.	Michael Cage (Sr.)	24.5	84
2.	2.	Anthony Watson (Sr.)	22.5	86
3.	-	Bob Brady (Jr.)	20.9	53
4.	3.	Kim Goetz (Sr.)	20.5	79
5.	-	Bernie Finlay (Sr.)	20.1	60
6.	-	Tony Pinkins (Sr.)	19.6	57
7.	4.	Michael Cage (Jr.)	19.5	83
8.	5.	•Brandon Heath (Sr.)	19.3	07
9.	-	Bob Brady (Sr.)	18.7	54
10.	6.	•Brandon Heath (Jr.)	18.4	06
10.	-	Von Jacobsen (So.)	18.4	69
7.	-	•Brandon Heath (So.)	18.34	05
8.	-	Carlus Groves (Sr.)	18.27	94
-	-	Tony Pinkins (Jr.)	18.0	56
9.	-	Steve Copp (Sr.)	17.9	76
10.	-	•Marcus Slaughter (So.)	17.8	05
11.	-	Will Connelly (So.)	17.7	75
12.	-	Jason Richey (Jr.)	17.6	97
13.	-	•Xavier Thames (Sr.)	17.58	14
14.	-	Anthony Watson (Jr.)	17.5	85
15.	-	Steve Malovic (Jr.)	17.44	79
16.	-	•Jamaal Franklin (So.)	17.41	12
17.	-	Jason Richey (Sr.)	17.36	98
18.	-	Zach Jones (Jr.)	17.1	81
19.	-	•Al Faux (Sr.)	17.0	02
19.	-	Marty Dow (Sr.)	17.0	91
21.	-	•Jamaal Franklin (Jr.)	16.97	13
22.	-	•Randy Holcomb (Sr.)	16.91	02
23.	-	Kim Goetz (Jr.)	16.89	78
24.	-	Shawn Jamison (Jr.)	16.8	90
25.	-	Will Connelly (Jr.)	16.6	76

Rebounds

Rk	DI	Name (Class)	Rebs.	Yr.
1.	-	Al Skalecky (Jr.)	394	67
2.	1.	•Kawhi Leonard (So.)	380	11
3.	-	Al Skalecky (So.)	356	66

4.	2.	Michael Cage (Fr.)	355	81
5.	3.	Michael Cage (Jr.)	354	83
6.	4.	Michael Cage (Sr.)	352	84
7.	5.	Chris McMurray (Jr.)	350	72
8.	-	Tony Pinkins (Jr.)	346	56
9.	6.	•Josh Davis (Sr.)	342	14
10.	-	Al Skalecky (Sr.)	340	68
7.	-	•Kawhi Leonard (Fr.)	336	10
8.	-	•Marcus Slaughter (Jr.)	329	06
9.	-	•Jamaal Franklin (Jr.)	312	13
10.	-	•Malcolm Thomas (Sr.)	301	11
11.	-	•Randy Holcomb (Sr.)	296	02
12.	-	•Aerick Sanders (Sr.)	295	04
-	-	Eric Martensen (Jr.)	278	69
-	-	Larry Meek (So.)	277	63
13.	-	Marty Dow (Sr.)	274	91
14.	-	Steve Malovic (Sr.)	265	79
15.	-	•Malcolm Thomas (Jr.)	260	10
16.	-	Will Connelly (Jr.)	258	76
17.	-	Joel Kramer (Jr.)	257	77
18.	-	Michael Cage (So.)	256	82
19.	-	Joel Kramer (Sr.)	255	78
20.	-	•Jamaal Franklin (So.)	252	12
21.	-	Leonard Allen (Sr.)	252	85
22.	-	Steve Copp (Sr.)	248	76
22.	-	Will Connelly (So.)	248	75
24.	-	Steve Copp (Jr.)	247	75
25.	-	•Marcus Slaughter (So.)	242	05

Rebound Average

Rk	DI	Name (Class)	RPG	Yr.
1.	-	Al Skalecky (So.)	13.7	66
2.	-	Al Skalecky (Jr.)	13.6	67
3.	1.	Michael Cage (Fr.)	13.1	81
4.	2.	Michael Cage (Jr.)	12.64	83
5.	-	Al Skalecky (Sr.)	12.59	68
6.	3.	Michael Cage (Sr.)	12.57	84
7.	4.	Chris McMurray (Jr.)	12.50	72
8.	-	Tony Pinkins (Jr.)	11.9	56
9.	5.	•Marcus Slaughter (Jr.)	11.0	06
10.	-	Larry Meek (Sr.)	10.68	65
-	-	Larry Meek (So.)	10.654	63
6.	-	•Kawhi Leonard (So.)	10.56	11
7.	-	Chris McMurray (Sr.)	10.1	73
8.	-	•Josh Davis (Sr.)	10.06	14
9.	-	•Kawhi Leonard (Fr.)	9.9	10
10.	-	•Aerick Sanders (Sr.)	9.83	04
11.	-	Steve Malovic (Sr.)	9.81	79
12.	-	•Jamaal Franklin (Jr.)	9.45	13
13.	-	Marty Dow (Sr.)	9.4	91
14.	-	Will Connelly (So.)	9.19	75
15.	-	Joel Kramer (Jr.)	9.18	77
16.	-	Steve Copp (Jr.)	9.15	75
17.	-	Joel Kramer (Sr.)	9.11	78
18.	-	•Randy Holcomb (Sr.)	8.97	02
19.	-	•Marcus Slaughter (So.)	8.96	05
20.	-	Will Connelly (Jr.)	8.90	76
21.	-	Eddy Gordon (Fr.)	8.85	80
22.	-	Michael Cage (So.)	8.83	82
23.	-	Gary Schneider (Sr.)	8.80	71
24.	-	Larry Jones (Jr.)	8.7	72
25.	-	Steve Copp (Sr.)	8.6	76

Assists

in existence since 1972-73 season				
Rk	DI	Name (Class)	Asts.	Yr.
1.	-	Tony Gwynn (Jr.)	221	80
2.	-	Keith Smith (Jr.)	212	82
3.	-	Dean Decker (Sr.)	176	78
4.	-	•Wesley Stokes (Jr.)	175	04
5.	-	Creon Dorsey (Jr.)	171	85
6.	-	Tony Gwynn (Sr.)	164	81
7.	-	Ray Leary (Sr.)	163	76
8.	-	Tony Gwynn (So.)	153	79

9.	-	•Richie Williams (So.)	151	07
10.	-	Raymond King (Fr.)	150	96
11.	-	Bryan Williams (Jr.)	148	88
12.	-	Arthur Massey (Sr.)	139	91
13.	-	Keith Smith (Sr.)	137	83
14.	-	Jeff Konek (Jr.)	132	84
15.	-	Dean Decker (Jr.)	131	77
16.	-	•Xavier Thames (So.)	128	12
17.	-	•Richie Williams (Fr.)	127	06
18.	-	•Richie Williams (Sr.)	126	09
19.	-	Michael Best (Sr.)	125	90
20.	-	•Deandre Moore (So.)	124	03
21.	-	•Deandre Moore (Sr.)	122	01
21.	-	Chad Nelson (Jr.)	122	96
23.	-	Mike Dodd (Sr.)	121	79
24.	-	•Brandon Heath (Sr.)	120	07
24.	-	Mark Delsman (Fr.)	120	74

Assist Average

in existence since 1972-73 season				
Rk	DI	Name (Class)	APG	Yr.
1.	-	Tony Gwynn (Jr.)	8.2	80
2.	-	Keith Smith (Jr.)	7.3	82
3.	-	Tony Gwynn (Sr.)	6.31	81
4.	-	Dean Decker (Sr.)	6.28	78
5.	-	•Wesley Stokes (Jr.)	5.8	04
6.	-	Bryan Williams (Jr.)	5.8	88
7.	-	Keith Smith (Sr.)	5.71	83
8.	-	Tony Gwynn (So.)	5.67	79
9.	-	Ray Leary (Sr.)	5.6	76
10.	-	Creon Dorsey (Jr.)	5.5	85

Field Goals

Rk	DI	Name (Class)	FG	Yr.
1.	1.	Michael Cage (Sr.)	250	84
2.	2.	Anthony Watson (Sr.)	246	86
3.	3.	Kim Goetz (Sr.)	229	79
4.	4.	•Brandon Heath (Sr.)	225	07
5.	5.	Anthony Watson (Jr.)	222	85
6.	6.	•Randy Holcomb (Sr.)	220	02
7.	7.	•Kawhi Leonard (So.)	211	11
8.	8.	Marty Dow (Sr.)	207	91
8.	8.	Steve Copp (Sr.)	207	76
10.	10.	Kim Goetz (Jr.)	206	78
11.	-	•Brandon Heath (Jr.)	204	06
12.	-	Shawn Jamison (Jr.)	203	90
13.	-	•Chase Tapley (Jr.)	200	12
13.	-	•Aerick Sanders (Sr.)	200	04
15.	-	Will Connelly (So.)	196	75
16.	-	Steve Malovic (Jr.)	192	79
17.	-	Michael Cage (Jr.)	191	83
18.	-	•Xavier Thames (Sr.)	188	14
19.	-	Will Connelly (Jr.)	187	76
20.	-	•Mohamed Abukar (Sr.)	185	07
20.	-	•Tony Bland (Jr.)	185	02
22.	-	Zach Jones (Jr.)	183	81
23.	-	•Tony Bland (Sr.)	180	03
24.	-	Jimmy Harris (Sr.)	179	72
25.	-	Chris McMurray (Jr.)	177	72

Field Goal Attempts

DI	Name (Class)	FGA	Yr.
1.	•Brandon Heath (Sr.)	534	07
2.	Anthony Watson (Sr.)	520	86
3.	•Brandon Heath (Jr.)	481	06
4.	•Kawhi Leonard (So.)	475	11
4.	Anthony Watson (Jr.)	475	85
6.	•Xavier Thames (Sr.)	457	14
7.	Kim Goetz (Sr.)	451	79
8.	Michael Cage (Sr.)	445	84
9.	•Chase Tapley (Jr.)	440	12
10.	•Brandon Heath (So.)	432	05
11.	Chris McMurray (Jr.)	428	72

12.	-	•Randy Holcomb (Sr.)	426	02
13.	-	Steve Copp (Sr.)	417	76
14.	-	•Tony Bland (Jr.)	416	02
15.	-	Jimmy Harris (Sr.)	413	72
16.	-	Will Connelly (So.)	410	75
17.	-	•Jamaal Franklin (Jr.)	409	13
18.	-	Kim Goetz (Jr.)	401	78
19.	-	•Jamaal Franklin (So.)	400	12
20.	-	Will Connelly (Jr.)	397	76
21.	-	•Mohamed Abukar (Sr.)	392	07
22.	-	•Tony Bland (Sr.)	392	03
23.	-	•Trey Kell (So.)	390	16
24.	-	Zach Jones (Jr.)	387	81
25.	-	•Lorenzo Wade (Jr.)	387	08

Field Goal Percentage

min. 5 FGA per game				
Rk	DI	Name (Class)	Pct.	Yr.
1.	-	Danny Newport (Fr.)	79.9	54
2.	1.	•Billy White (So.)	66.3	09
3.	2.	•Billy White (Fr.)	61.5	08
4.	3.	Leon Carter (Sr.)	60.5	96
5.	4.	Leonard Allen (Sr.)	60.1	85
6.	5.	Kevin Betts (Sr.)	59.8	98
7.	6.	•Jerome Habel (Jr.)	59.6	07
8.	7.	•Billy White (Jr.)	58.3	10
9.	8.	Mitch McMullen (Sr.)	58.0	89
10.	9.	Joe McNault (So.)	57.9	92
10.	9.	Von Jacobsen (Sr.)	57.3	71
11.	-	Marty Dow (Jr.)	57.2	91
12.	-	Michael Cage (Jr.)	57.0	83
13.	-	Kevin Betts (Jr.)	56.9	97
14.	-	Shawn Jamison (Jr.)	56.23	90
15.	-	Leonard Allen (So.)	56.20	83
16.	-	•Billy White (Sr.)	56.18	11
16.	-	Michael Cage (Sr.)	56.18	84
18.	-	Steve Malovic (Jr.)	56.0	78
19.	-	Michael Kennedy (Sr.)	55.93	85
20.	-	Leonard Allen (Jr.)	55.88	84
21.	-	Roy Kruiswyk (Sr.)	55.84	98
22.	-	Michael Cage (Fr.)	55.83	81
23.	-	•Aerick Sanders (Sr.)	55.4	04
24.	-	•Myron Epps (Jr.)	54.88	01
25.	-	Steve Malovic (Sr.)	54.86	79

		•Dakari Allen (Sr.)	53.9	17

Three-Point Field Goals

in existence since 1986-87 season				
Rk	Name (Class)	3FGs	Yr.	
1.	Tony Ross (Fr.)	104	87	
2.	Tony Ross (So.)	100	88	
3.	•Brandon Heath (Jr.)	98	06	
4.	•Brandon Heath (Sr.)	87	07	
5.	•John Sharper (Sr.)	79	06	
6.	•Chase Tapley (Jr.)	77	12	
7.	•D.J. Gay (Sr.)	73	11	
8.	Jason Richey (Sr.)	72	98	
9.	•Trey Kell (So.)	71	16	
10.	•Chase Tapley (Sr.)	70	13	
11.	•Kyle Spain (Sr.)	67	09	
12.	•Al Faux (Sr.)	66	02	
12.	Tony Ross (Jr.)	66	89	
14.	Jason Richey (Jr.)	64	97	
15.	•Xavier Thames (Sr.)	61	14	
15.	•D.J. Gay (Jr.)	61	10	
17.	Michael Best (Sr.)	56	90	
18.	Josko Vinsicj (Jr.)	55	98	
19.	•Aqel Quinn (Sr.)	54	15	
20.	•James Rahon (So.)	53	11	
21.	•Jeremy Hemsey (So.)	51	17	
21.	•Jamaal Franklin (So.)	51	12	
21.	Michael Best (Jr.)	51	89	
24.	Derric Croft (Jr.)	49	94	

SAN DIEGO STATE SINGLE-SEASON RECORDS (CONT.)

24.	•Brandon Heath (So.)	48	05
24.	•Brandon Heath (Fr.)	48	04
27.	•Max Hoetzel (So.)	46	17
27.	•Steve Sir (Fr.)	46	03

Three-Pt. Field Goal Atts.

in existence since 1986-87 season

Rk	Name (Class)	3FGA	Yr.
1.	•Brandon Heath (Sr.)	247	07
2.	•Brandon Heath (Jr.)	240	06
3.	Tony Ross (Fr.)	223	87
4.	Tony Ross (So.)	213	88
5.	•D.J. Gay (Sr.)	204	11
6.	Jason Richey (Sr.)	202	98
7.	•John Sharper (Sr.)	188	06
8.	•Chase Tapley (Sr.)	186	13
9.	•Trey Kell (So.)	185	16
10.	Josko Visnjic (Jr.)	179	98
10.	Jason Richey (Jr.)	179	97
12.	•Chase Tapley (Jr.)	178	12
13.	Michael Best (Sr.)	173	90
14.	•Kyle Spain (Sr.)	171	09
15.	•Xavier Thames (Sr.)	164	14
16.	•Al Faux (Sr.)	161	02
17.	•D.J. Gay (Jr.)	160	10
17.	•Brandon Heath (Fr.)	160	04
18.	•Jamaal Franklin (So.)	157	12
20.	Tony Ross (Jr.)	153	89
21.	Derric Croft (Jr.)	152	94
22.	•Brandon Heath (So.)	151	05
23.	•Jamaal Franklin (Jr.)	150	13
24.	•Aqel Quinn (Sr.)	148	15
25.	•Wesley Stokes (Jr.)	138	04

	•Max Hoetzel (So.)	133	17
	•Jeremy Hemsley (So.)	133	17
	•Trey Kell (Jr.)	131	17

Three-Point FG Pct.

min 20 3FGs; in existence since 1986-87 season

Rk	Name (Class)	Pct.	Yr.
1.	Jason Hamilton (Fr.)	50.0	93
2.	Tony Ross (So.)	46.9	88
3.	Chad Nelson (Fr.)	46.7	94
4.	Tony Ross (Fr.)	46.6	87
5.	•Richie Williams (So.)	45.8	07
6.	•James Rahon (So.)	43.4	11
7.	•Chase Tapley (Jr.)	43.3	12
8.	Tony Ross (Jr.)	43.1	89
9.	Michael Best (Jr.)	42.9	89
10.	•Al Faux (Jr.)	42.1	01
11.	•John Sharper (Sr.)	42.0	06
12.	•Al Faux (Sr.)	41.0	02
13.	Brady Trenkle (So.)	40.84	97
14.	•Brandon Heath (Jr.)	40.83	06
15.	•Steve Sir (Fr.)	40.4	03
16.	•John Sharper (So.)	40.0	04
17.	•Kyle Spain (Sr.)	39.2	09
18.	•Deandre Moore (Jr.)	39.0	02
19.	•Kyle Spain (Jr.)	38.6	08
20.	•Trey Kell (So.)	38.4	16
21.	•Jeremy Hemsley (So.)	38.3	17
22.	•D.J. Gay (Jr.)	38.1	10
23.	•Chase Tapley (So.)	38.0	11
24.	•Xavier Thames (Sr.)	37.20	14
25.	•Chase Tapley (Sr.)	37.6	13
25.	•Chase Tapley (Fr.)	37.6	10

	•Max Hoetzel (So.)	34.6	17
	•Matt Shrigley (Sr.)	33.1	17

Free Throws

Rk	DI	Name (Class)	FT	Yr.
1.	-	Bob Brady (Jr.)	213	53
2.	1.	•Xavier Thames (Sr.)	196	14
3.	2.	•Marcus Slaughter (Jr.)	192	06
4.	3.	Michael Cage (Sr.)	186	84
4.	-	Bernie Finlay (Sr.)	186	60
6.	4.	Jamaal Franklin (Jr.)	180	13
7.	-	Tony Pinkins (So.)	170	55
8.	5.	Michael Cage (Jr.)	165	83
8.	-	Tony Pinkins (Sr.)	165	57
10.	6.	•Jamaal Franklin (So.)	160	12
	-	Tony Pinkins (Jr.)	150	56
	-	Bob Brady (Sr.)	145	54
7.	Chad Nelson (Sr.)	142	97	
8.	•Marcus Slaughter (So.)	141	05	
9.	Anthony Watson (Sr.)	138	86	
10.	•Winston Shepard (Sr.)	137	16	
10.	•Kyle Spain (Sr.)	137	09	
10.	Leonard Allen (Sr.)	137	85	
13.	•Brandon Heath (So.)	132	05	
14.	John Martens (Sr.)	130	86	
15.	Jason Richey (Jr.)	122	97	
15.	Chad Nelson (So.)	122	95	
17.	•Tony Bland (Jr.)	120	02	
18.	•Lorenzo Wade (Jr.)	116	08	
18.	•Mohamed Abukar (Sr.)	116	07	
20.	Shawn Jamison (Jr.)	114	90	
21.	•Tony Bland (Sr.)	113	03	
22.	•Zylan Cheatham (Fr.)	111	16	
23.	•Kawhi Leonard (So.)	110	11	
24.	•Mike Mackell (Sr.)	108	03	
25.	•Jeremy Hemsley (Fr.)	107	16	
25.	Courtie Miller (Jr.)	107	93	
25.	Will Connelly (Jr.)	107	76	

Free Throw Attempts

DI	Name (Class)	FTA	Yr.
1.	•Marcus Slaughter (Jr.)	252	06
2.	Michael Cage (Sr.)	251	84
3.	•Xavier Thames (Sr.)	235	14
4.	Shawn Jamison (Jr.)	232	90
5.	•Jamaal Franklin (Jr.)	229	13
6.	Michael Cage (Jr.)	221	83
7.	Leonard Allen (Sr.)	204	85
8.	•Winston Shepard (So.)	202	14
8.	•Marcus Slaughter (So.)	202	05
10.	•Jamaal Franklin (So.)	200	12
11.	•Winston Shepard (Sr.)	194	16
12.	John Martens (Sr.)	183	86
13.	Anthony Watson (Sr.)	182	86
14.	Mitch McMullen (Jr.)	181	88
15.	Mitch McMullen (Sr.)	175	89
16.	•Lorenzo Wade (Jr.)	173	08
17.	•Myron Epps (So.)	172	00
18.	•Tony Bland (Sr.)	171	03
19.	•Tony Bland (Jr.)	169	04
20.	•Malcolm Thomas (Jr.)	167	10
20.	•Randy Holcomb (Sr.)	167	02
22.	Chad Nelson (Sr.)	166	97
23.	•Kyle Spain (Sr.)	164	09
24.	•Mike Mackell (Sr.)	164	03
25.	•Malcolm Thomas (Sr.)	162	11

Free Throw Percentage

min. 3 FTA per game

Rk	DI	Name (Class)	Pct.	Yr.
1.	1.	Kim Goetz (Sr.)	90.2	79
2.	1.	Jason Richey (Sr.)	85.7	98
3.	3.	Chad Nelson (Sr.)	85.5	97
4.	4.	Gary Schneider (Sr.)	85.2	71
5.	5.	•Brandon Heath (Jr.)	84.9	06
6.	6.	Steve Malovic (Sr.)	83.7	79

7.	7.	• Kyle Spain (Sr.)	83.5	09
8.	8.	• Xavier Thames (Sr.)	83.4	14
9.	-	Mike Spilger (Sr.)	83.3	70
9.	-	Bob Brady (Sr.)	83.3	54
9.	•	Mohamed Abukar (Sr.)	82.9	07
10.	•	Xavier Thames (So.)	82.8	12
	-	Bernie Finlay (So.)	82.6	59
11.	•	Brandon Heath (So.)	82.0	05
12.		Courtie Miller (Jr.)	81.7	93
13.		Mark Delsman (Sr.)	81.3	77
14.		Courtie Miller (Sr.)	81.1	94
14.		Steve Malovic (Jr.)	81.1	78
15.	•	Jamaal Franklin (So.)	80.0	12
15.	•	Kyle Spain (Jr.)	80.0	08
17.		Chad Nelson (Jr.)	79.8	96
18.		Tony Gwynn (Jr.)	79.0	80
19.	•	Jamaal Franklin (Jr.)	78.6	13
20.		Jimmy Wilkins (Jr.)	78.5	71
21.		Chris McMurray (Jr.)	78.4	72
22.		Anthony Watson (Jr.)	78.1	85
22.		Pete Geoff (Sr.)	78.1	73

		• Trey Kell (Jr.)	76.0	17
		• Zylan Cheatham (So.)	75.7	17

Blocks

in existence since 1978-79 season

Rk	Name (Class)	Blks.	Yr.
1.	•Skylar Spencer (Jr.)	91	15
2.	•Skylar Spencer (So.)	89	14
3.	Leonard Allen (Sr.)	82	85
4.	•Malcolm Thomas (Sr.)	75	11
5.	•Skylar Spencer (Sr.)	72	16
6.	•Malcolm Thomas (Jr.)	52	10
7.	•Skylar Spencer (Fr.)	51	13
8.	Michael Cage (Sr.)	47	84
9.	Marty Dow (Sr.)	46	91
10.	Leonard Allen (Jr.)	46	84
11.	Leonard Allen (Fr.)	45	82
12.	Eddy Gordon (Fr.)	43	80

	•Valentine Izundu	40	17

Steals

in existence since 1978-79 season

Rk	Name (Class)	Stls.	Yr.
1.	•Richie Williams (Sr.)	77	09
2.	Anthony Watson (Jr.)	74	85
3.	•Richie Williams (So.)	69	07
4.	Matt Watts (Sr.)	65	99
4.	Michael Best (Sr.)	65	90
6.	•Brandon Heath (Sr.)	64	07
7.	•Brandon Heath (So.)	63	05
7.	Raymond King (Fr.)	63	96
7.	Creon Dorsey (Jr.)	63	85
10.	•Lorenzo Wade (So.)	62	07

Minutes Played

since 1978-79 season

Rk	Name (Class)	Min.	Yr.
1.	•D.J. Gay (Sr.)	1,302	11
2.	•Brandon Heath (Sr.)	1,217	07
3.	•JJ O'Brien (Sr.)	1,183	15
4.	•D.J. Gay (Jr.)	1,175	10
5.	•Kawhi Leonard (So.)	1,172	11
6.	•Brandon Heath (Jr.)	1,164	06
7.	•Chase Tapley (Jr.)	1,157	12
8.	•Tony Bland (Jr.)	1,140	02
9.	•Malcolm Thomas (Sr.)	1,126	11
10.	•Xavier Thames (Sr.)	1,126	14
11.	•Richie Williams (So.)	1,123	07
12.	•Jamaal Franklin (Jr.)	1,091	13
13.	•Richie Williams (Sr.)	1,090	09

14.	Michael Cage (Sr.)	1,085	84
15.	•Trey Kell (So.)	1,084	16
16.	Shawn Jamison (Jr.)	1,082	90
17.	Michael Cage (So.)	1,076	82
18.	Michael Cage (Jr.)	1,070	83
19.	•Winston Shepard (Sr.)	1,067	16
19.	•Randy Holcomb (Sr.)	1,067	02
21.	•Kawhi Leonard (Fr.)	1,064	10
22.	•Malcolm Thomas (Jr.)	1,063	10
23.	•Mohamed Abukar (Sr.)	1,061	07
24.	•Lorenzo Wade (Jr.)	1,059	08
25.	•Xavier Thames (So.)	1,048	12

Efficiency Points

since 1978-79 season

Rk	Name (Class)	Pts.	Yr.
1.	Michael Cage (Sr.)	820	84
2.	•Kawhi Leonard (So.)	725	11
3.	Michael Cage (Jr.)	717	83
4.	•Jamaal Franklin (Jr.)	659	13
5.	•Marcus Slaughter (Jr.)	643	06
6.	•Aerick Sanders (Sr.)	634	04
7.	•Malcolm Thomas (Sr.)	628	11
8.	Steve Malovic (Sr.)	620	79
9.	•Kawhi Leonard (Fr.)	597	10
10.	Marty Dow (Sr.)	589	91
11.	•Randy Holcomb (Sr.)	584	02
12.	Leonard Allen (Sr.)	584	85
13.	•Xavier Thames (Sr.)	558	14
14.	•Jamaal Franklin (So.)	545	12
15.	Michael Cage (Fr.)	537	81
16.	Anthony Watson (Sr.)	527	86
17.	•Malcolm Thomas (Jr.)	525	10
18.	•Chase Tapley (Jr.)	517	12
19.	Leon Carter (Sr.)	504	96
20.	•Brandon Heath (Sr.)	503	07
20.	Rodney Hawkins (Sr.)	503	98
22.	•Marcus Slaughter (So.)	492	05
23.	•Kyle Spain (Sr.)	477	09
24.	•Mohamed Abukar (Sr.)	475	07
25.	Kim Goetz (Sr.)	474	79

Efficiency Average

since 1978-79 season

Rk	Name (Class)	EPG	Yr.
1.	Michael Cage (Sr.)	29.29	84
2.	Michael Cage (Jr.)	25.61	83
3.	Steve Malovic (Sr.)	22.96	79
4.	•Marcus Slaughter (Jr.)	21.43	06
5.	•Aerick Sanders (Sr.)	21.13	04
6.	Marty Dow (Sr.)	20.31	91
7.	•Kawhi Leonard (So.)	20.14	11
8.	•Jamaal Franklin (Jr.)	19.97	13
9.	Michael Cage (Fr.)	19.89	81
10.	Leonard Allen (Sr.)	18.84	85
11.	Anthony Watson (Sr.)	18.82	86
12.	Kim Goetz (Sr.)	18.23	79
13.	•Marcus Slaughter (So.)	18.22	05
14.	•Randy Holcomb (Sr.)	17.70	02
15.	•Kawhi Leonard (Fr.)	17.55	10
16.	Leon Carter (Sr.)	17.38	96
17.	Rodney Hawkins (Sr.)	17.34	88
18.	•Jamaal Franklin (So.)	17.03	12
19.	•Malcolm Thomas (Sr.)	16.97	11
20.	Eddy Gordon (Fr.)	16.78	80
21.	Joe McNaull (So.)	15.93	92
22.	Michael Cage (So.)	15.86	82
23.	Carlus Groves (Sr.)	15.68	94
24.	Mitch McMullen (Sr.)	15.52	89
25.	•Xavier Thames (Sr.)	15.50	14

SAN DIEGO STATE SINGLE-SEASON RECORDS (CONT.)

Pts.-Rebs.-Assists (PRA)

since 1972-73 season

Rk	Name (Class)	PRA	Yr.
1.	Michael Cage (Sr.)	1,050	84
2.	•Kawhi Leonard (So.)	1,028	11
3.	•Jamaal Franklin (Jr.)	981	13
4.	Michael Cage (Jr.)	932	83
5.	•Randy Holcomb (Sr.)	911	02
6.	•Brandon Heath (Sr.)	884	07
7.	•Marcus Slaughter (Jr.)	879	06
8.	Anthony Watson (Sr.)	868	86
9.	•Jamaal Franklin (So.)	856	12
10.	•Xavier Thames (Sr.)	853	14
11.	•Kawhi Leonard (Fr.)	834	10
12.	•Brandon Heath (Jr.)	832	06
12.	Steve Copp (Sr.)	832	76
14.	•Aerick Sanders (Sr.)	808	04
15.	•Malcolm Thomas (Sr.)	807	11
16.	Steve Malovic (Sr.)	793	79
17.	Marty Dow (Sr.)	786	91
18.	Will Connelly (Jr.)	771	76
19.	•Winston Shepard (Sr.)	768	16
20.	•Tony Bland (Jr.)	762	02
21.	•Chase Tapley (Jr.)	760	12
22.	Shawn Jamison (Jr.)	759	90
23.	•Marcus Slaughter (So.)	757	05
24.	•Lorenzo Wade (Jr.)	756	08
25.	Anthony Watson (Jr.)	751	85

14.	•Dwayne Polee II (Jr.)	29	14
14.	•Ageel Quinn (Jr.)	29	14
16.	•Dakarai Allen (Jr.)	28	16
16.	•Angelo Chal (Sr.)	28	16
16.	•Zylan Cheatham (Fr.)	28	16
16.	•Trey Kell (So.)	28	16
16.	•Malik Pope (So.)	28	16
16.	•Skylar Spencer (Sr.)	28	16
16.	•Tim Shelton (Jr.)	28	11
23.	•Jeremy Hemsley (Fr.)	27	16
23.	•Winston Shepard (Sr.)	27	16
23.	•JJ O'Brien (Sr.)	27	16
23.	•Winston Shepard (Jr.)	27	16
23.	•Skylar Spencer (Jr.)	27	16

PRA Average

since 1972-73 season

Rk	Name (Class)	PRA/G	Yr.
1.	Michael Cage (Sr.)	37.50	84
2.	Michael Cage (Jr.)	33.29	83
3.	Anthony Watson (Sr.)	31.00	86
4.	•Jamaal Franklin (Jr.)	29.73	13
5.	Steve Malovic (Sr.)	29.37	79
6.	•Marcus Slaughter (Jr.)	29.30	06
7.	Steve Copp (Sr.)	28.69	76
8.	Chris McMurray (Jr.)	28.64	72
9.	•Kawhi Leonard (So.)	28.56	11
10.	•Marcus Slaughter (So.)	28.04	05
11.	•Randy Holcomb (Sr.)	27.61	02
12.	Will Connelly (So.)	27.52	75
13.	Marty Dow (Sr.)	27.10	91
14.	•Aerick Sanders (Sr.)	26.93	04
15.	•Brandon Heath (Sr.)	26.78	07
16.	Kim Goetz (Sr.)	26.77	79
17.	•Jamaal Franklin (So.)	26.75	12
18.	Will Connelly (Jr.)	26.59	76
19.	Carlus Groves (Sr.)	25.95	94
20.	•Brandon Heath (So.)	25.52	05
21.	Jason Richey (Jr.)	25.48	97
22.	•Brandon Heath (Jr.)	25.21	06
23.	Steve Copp (Jr.)	25.11	75
24.	Steffond Johnson (Sr.)	24.76	86
25.	Joel Kramer (Sr.)	24.68	78

Victories

DI	Name (Class)	Wins	Yr.
1.	•Brian Carlwell (Sr.)	34	11
1.	•D.J. Gay (Sr.)	34	11
1.	•James Rahon (So.)	34	11
1.	•Malcolm Thomas (Sr.)	34	11
5.	•Kawhi Leonard (So.)	33	11
5.	•Billy White (Sr.)	33	11
7.	•Matt Shrigley (Fr.)	31	14
7.	•Skylar Spencer (So.)	31	14
7.	•Xavier Thames (Sr.)	31	14
7.	•Chase Tapley (So.)	31	11
11.	•Josh Davis (Sr.)	30	14
11.	•J O'Brien (So.)	30	14
11.	•Winston Shepard (So.)	30	14

SAN DIEGO STATE SCHEDULE/RESULTS

Record: 17-12 (Home: 10-4, Away: 3-8, Neutral: 4-0)

Mountain West: 9-8 (Home: 6-3, Away: 3-5)

SDSU							San Diego High				
Date	NR	Opponent	SDSU Result		W-L	Record	MW	Scorer	Rebounder	Assists	Attendance
Nov. 11	rv/rv	SAN DIEGO	W	69-59	W1	1-0		Hemsley - 25	Williams - 5	Hemsley, Kell - 2	12,414 (c)
Nov. 14	rv/rv	at [14/14] Gonzaga	L	48-69	L1	1-1		Kell, Hemsley - 14	Cheatham, Gill-Caesar - 6	Cheatham, Hemsley - 2	6,000 (c)
Nov. 16	rv/rv	SAN DIEGO CHRISTIAN	W	81-58	W1	2-1		Hemsley - 23	Allen, Williams - 9	Hemsley - 5	12,414 (c)
Nov. 21		vs. [rv/rv] California~	W	77-65	W2	3-1		Hemsley - 15	Hoetzel - 7	Hemsley, Kell - 3	10,104
Nov. 28	rv/--	SAVANNAH STATE	W	100-67	W3	4-1		Cheatham - 18	Cheatham, Hoetzel - 8	Hemsley - 9	12,414 (c)
Dec. 3	rv/--	at Loyola	L	59-65	L1	4-2		Kell - 16	Pope - 7	Pope - 3	2,189
Dec. 7		at Grand Canyon	L	72-76	L2	4-3		Hemsley - 28	Cheatham - 12	Pope - 3	7,171
Dec. 10		ARIZONA STATE	L	63-74	L3	4-4		Kell - 20	Allen - 8	Allen, Cheatham - 2	12,414 (c)
Dec. 12		ALABAMA STATE	W	73-41	W1	5-4		Pope - 16	Pope - 7	Allen, Cheatham - 3	12,414 (c)
Dec. 22		vs. Southern Miss#	W	66-51	W2	6-4		Cheatham - 16	Cheatham - 13	Kell - 5	5,942
Dec. 23		vs. Tulsa#	W	82-63	W3	7-4		Hemsley - 20	Hoetzel - 5	Kell - 4	5,873
Dec. 25		vs. San Francisco#	W	62-48	W4	8-4		Cheatham - 16	Cheatham - 11	Kell, Williams - 3	6,119
Jan. 1		NEW MEXICO*	L	62-68	L1	8-5	0-1	Hemsley - 16	Cheatham - 8	Kell - 5	12,414 (c)
Jan. 4		at Nevada*	L	69-72	L2	8-6	0-2	Hemsley - 30	Cheatham - 8	Cheatham - 6	8,461
Jan. 7		at Boise State*	L	68-78	L3	8-7	0-3	Allen - 17	Izundu - 8	Kell - 4	4,411
Jan. 10		SAN JOSÉ STATE*	W	76-61	W1	9-7	1-3	Hemsley, Hoetzel, Kell - 12	Hoetzel - 9	Hemsley, Kell - 4	12,414 (c)
Jan. 14		UTAH STATE*	W	74-55	W2	10-7	2-3	Hemsley, Shrigley - 14	Cheatham - 7	Kell - 5	12,414 (c)
Jan. 17		at UNLV*	W	64-51	W3	11-7	3-3	Kell - 24	Hoetzel, Pope - 5	Williams - 3	10,007
Jan. 24		at Air Force*	L	67-70	L1	11-8	3-4	Kell - 14	Hoetzel - 8	Cheatham, Hemsley - 3	1,705
Jan. 28		COLORADO STATE* (:03.8)	L	77-78	L2	11-9	3-5	Pope - 19	Pope - 7	Hemsley - 3	11,881
Jan. 31		WYOMING*	W	77-68	W1	12-9	4-5	Kell - 18	Pope - 8	Kell, Pope - 3	11,883
Feb. 4		at Fresno State*	W	70-67	W2	13-9	5-5	Kell - 22	Kell, Pope - 7	Pope - 3	8,882
Feb. 7		at San José State*	L	71-76	L1	13-10	5-6	Hemsley, Kell - 13	Kell - 9	Kell - 3	3,107
Feb. 12		NEVADA*	W	70-56	W1	14-10	6-6	Kell - 17	Pope - 10	Hemsley - 3	11,697
Feb. 15		at Utah State*	W	66-62	W2	15-10	7-6	Kell - 21	Kell - 7	Kell - 3	6,427
Feb. 19		UNLV*	W	77-64	W3	16-10	8-6	Pope - 17	Pope - 9	Kell - 7	11,896
Feb. 22		FRESNO STATE*	L	55-63	L1	16-11	8-7	Allen, Hemsley - 13	Pope - 6	Hemley, Kell - 2	12,029
Feb. 25		at Colorado State* (:04.1)	L	55-56	L2	16-12	8-8	Allen - 12	Cheatham - 9	Allen, Hemsley, Kell - 2	7,856
Mar. 1		AIR FORCE*	W	51-38	W1	17-12	9-8	Pope - 11	Kell - 12	Kell - 4	12,044
Mar. 4		at New Mexico*									

Caps denotes home game. ~ - Golden 1 Center (Sacramento, Calif.). # - Hawaiian Airlines Diamond Head Classic (Stan Sheriff Center; Honolulu, Hawaii). * - Mountain West Game. ` - Mountain West Men's Basketball Championship (Thomas & Mack Center; Las Vegas, Nevada). c - Capacity crowd. SDSU NR - San Diego State national ranking (*Associated Press* and *USA Today* coaches polls at game time). Time to the right of opponent name indicates time remaining on a game-winning shot.

Record/Attendance Summary

	G	W-L	Total	Average	High
Home	14	10-4	170,142	12,196	12,414 - eight times
Mountain West	9	6-3	108,672	12,075	12,414 - three times
Away	11	3-8	66,216	6,020	10,007 at UNLV (1-17-17)
Mountain West	8	3-5	50,856	6,357	10,007 at UNLV (1-17-17)
Neutral	4	4-0	28,038	7,010	10,104 vs. California (Nov. 21)
Total	9	17-12	264,996	9,138	12,414 - eight times
Mountain West	17	9-8	159,528	9,384	12,414 - three times

Win/Loss Margin

	1	2	3	4	5	6	7	8	9	10	11	12	13	14	15	16	17	19	20	21	23	32	33	=<3	=<5	=<10
Win			1	1					1	1		1	3	2	2			2			1	1	1	1	2	4
Loss	2		2	1	1	2		1			1	1								1				4	6	8

SEASON STATS

Record: 17-12 (Home: 10-4, Away: 3-8, Neutral: 4-0)

No.	Player	GP	GS	Min	Avg	TOTAL			3-PTS			REBOUNDS														
						FG	FGA	Pct	3FG	FGA	Pct	FT	FTA	Pct	Off	Def	Tot	Avg	PF	FO	A	TO	Blk	Stl	Pts	Avg
03	KELL, Trey	29	28	915	31.6	132	335	.394	35	131	.267	92	121	.760	14	122	136	4.7	47	2	84	50	11	39	391	13.5
42	HEMSLEY, Jeremy	28	27	807	28.8	131	311	.421	51	133	.383	62	93	.667	16	53	69	2.5	55	0	59	54	9	18	375	13.4
04	ALLEN, Dakarai	29	29	801	27.6	96	178	.539	12	44	.273	50	70	.714	36	81	117	4.0	83	3	42	41	24	36	254	8.8
14	CHEATHAM, Zylan	27	22	662	24.5	83	163	.509	2	12	.167	78	103	.757	59	113	172	6.4	74	2	40	54	16	30	246	9.1
21	POPE, Malik	20	17	504	25.2	77	168	.458	15	43	.349	33	50	.660	29	88	117	5.9	43	1	29	31	20	15	202	10.1
30	HOETZEL, Max	25	10	486	19.4	58	166	.349	46	133	.346	30	37	.811	26	73	99	4.0	47	2	11	22	6	16	192	7.7
20	SHRIGLEY, Matt	25	4	530	21.2	44	135	.326	40	121	.331	11	17	.647	10	42	52	2.1	28	0	17	13	9	17	139	5.6
23	GILL-CAESAR, Montagu	24	2	301	12.5	26	95	.274	5	35	.143	23	28	.821	13	29	42	1.8	24	0	6	22	1	9	80	3.3
45	IZUNDU, Valentine	26	5	428	16.5	26	43	.605	0	0	.000	9	25	.360	46	45	91	3.5	59	2	3	14	40	5	61	2.3
11	WILLIAMS, D'Erryl	24	1	293	12.2	15	38	.395	3	8	.375	2	6	.333	11	37	48	2.0	22	0	26	16	0	13	35	1.5
24	NARAIN, Nolan	9	0	55	6.1	6	18	.333	1	4	.250	0	0	.000	2	7	9	1.0	9	0	0	3	0	1	13	1.4
12	WILSON, Emmanuel	4	0	18	4.5	0	4	.000	0	3	.000	1	2	.500	0	1	1	0.3	3	0	0	4	1	2	1	0.3
TEAM																38	51	89	3.1	0			12			0
SAN DIEGO STATE		29				694	1654	.420	210	667	.315	391	552	.708	300	742	1042	35.9	494	12	317	336	137	201	1989	68.6
OPPONENTS		29				633	1637	.387	196	607	.323	347	493	.704	313	713	1026	35.4	541	-	330	375	104	148	1809	62.4

SCORE BY PERIODS:	1st	2nd	OT	2OT	Total
SAN DIEGO STATE	1,005	984			- 1,989
OPPONENTS	818	991			- 1,809

Mountain West: 9-8 (Home: 6-3, Away: 3-5)

No.	Player	GP	GS	Min	Avg	TOTAL			3-PTS			REBOUNDS										PF	FO	A	TO	Blk	Stl	Pts	Avg
						FG	FGA	Pct	3FG	FGA	Pct	FT	FTA	Pct	Off	Def	Tot	Avg											
03	KELL, Trey	17	16	542	31.9	75	196	.383	18	70	.257	56	78	.718	7	79	86	5.1	34	2	50	33	7	19	224	13.2			
42	HEMSLEY, Jeremy	17	16	484	28.5	70	187	.374	22	82	.268	35	53	.660	9	29	38	2.2	31	0	33	33	3	10	197	11.6			
04	ALLEN, Dakarai	17	17	496	29.2	62	106	.585	8	22	.364	31	42	.738	24	42	66	3.9	52	3	22	30	13	21	163	9.6			
21	POPE, Malik	13	10	341	26.2	52	114	.456	11	28	.393	25	35	.714	20	64	84	6.5	30	0	19	18	13	10	140	10.8			
10	HOETZEL, Max	16	8	332	20.8	37	98	.378	31	80	.388	18	23	.783	18	43	61	3.8	33	2	8	16	3	12	123	7.7			
14	CHEATHAM, Zylan	15	10	329	21.9	37	79	.468	0	6	.000	31	43	.721	31	59	90	6.0	45	1	23	32	8	16	105	7.0			
20	SHRIGLEY, Matt	15	3	328	21.9	24	80	.300	22	73	.301	10	15	.667	3	22	25	1.7	18	0	11	7	4	10	80	5.3			
45	IZUNDU, Valentine	15	4	256	17.1	20	28	.714	0	0	.000	7	16	.438	27	29	56	3.7	38	1	1	7	29	2	47	3.1			
23	GILL-CAESAR, Montagu	12	0	124	10.3	12	45	.267	0	16	.000	9	11	.818	9	10	19	1.6	11	0	2	8	1	5	33	2.8			
11	WILLIAMS, D'Erryl	16	1	152	9.5	8	23	.348	1	5	.200	2	4	.500	7	14	21	1.3	12	0	11	6	0	9	19	1.2			
24	NARAIN, Nolan	3	0	14	4.7	2	4	.500	1	2	.500	0	0	.000	1	4	5	1.7	4	0	0	1	0	1	5	1.7			
12	WILSON, Emmanuel	1	0	2	2.0	0	0	.000	0	0	.000	1	2	.500	0	0	0	0.0	0	0	0	0	0	0	1	1.0			
TEAM															19	27	46	2.7	0			7				0			
SAN DIEGO STATE		17				399	960	.416	114	384	.297	225	322	.699	175	422	597	35.1	308	9	180	198	81	115	1137	66.9			
OPPONENTS		17				368	952	.387	107	337	.318	230	316	.728	194	414	608	35.8	310	-	203	210	59	82	1073	63.1			

SCORE BY PERIODS:	1st	2nd	OT	2OT	Total
SAN DIEGO STATE	567	570			- 1,137
OPPONENTS	467	606			- 1,073

HOME/AWAY STATS

Home: 10-4

No.	Player	GP	GS	Min	Avg	TOTAL			3-PTS			REBOUNDS										PF	FO	A	TO	Blk	Stl	Pts	Avg
						FG	FGA	Pct	3FG	FGA	Pct	FT	FTA	Pct	Off	Def	Tot	Avg											
03	KELL, Trey	14	13	442	31.6	61	149	.409	16	59	.271	48	64	.750	5	57	62	4.4	21	0	49	28	7	17	186	13.3			
42	HEMSLEY, Jeremy	13	12	383	29.5	63	139	.453	20	57	.351	35	55	.636	6	26	32	2.5	27	0	35	21	4	13	181	13.9			
21	POPE, Malik	10	9	268	26.8	45	86	.523	6	18	.333	28	41	.683	12	56	68	6.8	20	0	15	14	9	7	124	12.4			
04	ALLEN, Dakarai	14	14	379	27.1	49	86	.570	4	20	.200	18	31	.581	18	39	57	4.1	43	2	22	24	12	25	120	8.6			
14	CHEATHAM, Zylan	12	10	301	25.1	39	72	.542	0	3	.000	27	40	.675	26	50	76	6.3	33	1	19	27	8	20	105	8.8			
10	HOETZEL, Max	12	4	230	19.2	28	77	.364	20	62	.323	23	27	.852	16	33	49	4.1	29	2	4	11	3	5	99	8.3			
20	SHRIGLEY, Matt	11	2	226	20.5	23	65	.354	20	56	.357	10	15	.667	3	19	22	2.0	8	0	10	8	2	10	76	6.9			
23	GILL-CAESAR, Montagu	12	2	167	13.9	17	57	.298	3	24	.125	15	16	.938	8	16	24	2.0	10	0	4	11	1	7	52	4.3			
45	IZUNDU, Valentine	13	3	194	14.9	16	24	.667	0	0	.000	3	8	.375	21	23	44	3.4	20	0	1	6	21	3	35	2.7			
11	WILLIAMS, D'Erryl	13	1	160	12.3	8	20	.400	1	3	.333	1	2	.500	5	22	27	2.1	16	0	15	6	0	7	18	1.4			
24	NARAIN, Nolan	6	0	32	5.3	4	12	.333	0	2	.000	0	0	.000	1	4	5	0.8	4	0	0	2	0	0	8	1.3			
12	WILSON, Emmanuel	4	0	18	4.5	0	4	.000	0	3	.000	1	2	.500	0	1	1	0.3	3	0	0	4	1	2	1	0.3			
TEAM															16	23	39	2.8	0			4			0				
SAN DIEGO STATE		14				353	791	.446	90	307	.293	209	301	.694	137	369	506	36.1	234	5	174	166	68	116	1005	71.8			
OPPONENTS		14				295	798	.370	100	302	.331	160	222	.721	151	324	475	33.9	285	-	156	200	39	71	850	60.7			

SCORE BY PERIODS:	1st	2nd	OT	2OT	Total
SAN DIEGO STATE	518	487			- 1,005
OPPONENTS	364	486			- 850

Road/Neutral: 7-8 (Away: 3-8, Neutral: 4-0)

No.	Player	GP	GS	Min	Avg	TOTAL			3-PTS			REBOUNDS														
						FG	FGA	Pct	3FG	FGA	Pct	FT	FTA	Pct	Off	Def	Tot	Avg	PF	FO	A	TO	Blk	Stl	Pts	Avg
03	KELL, Trey	15	15	473	31.5	71	186	.382	19	72	.264	44	57	.772	9	65	74	4.9	26	2	35	22	4	22	205	13.7
42	HEMSLEY, Jeremy	15	15	424	28.3	68	172	.395	31	76	.408	27	38	.711	10	27	37	2.5	28	0	24	33	5	5	194	12.9
14	CHEATHAM, Zylan	15	12	361	24.1	44	91	.484	2	9	.222	51	63	.810	33	63	96	6.4	41	1	21	27	8	10	141	9.4
04	ALLEN, Dakarai	15	15	422	28.1	47	92	.511	8	24	.333	32	39	.821	18	42	60	4.0	40	1	20	17	12	11	134	8.9
30	HOETZEL, Max	13	6	256	19.7	30	89	.337	26	71	.366	7	10	.700	10	40	50	3.8	18	0	7	11	3	11	93	7.2
21	POPE, Malik	10	8	236	23.6	32	82	.390	9	25	.360	5	9	.556	17	32	49	4.9	23	1	14	17	11	8	78	7.8
20	SHRIGLEY, Matt	14	2	304	21.7	21	70	.300	20	65	.308	1	2	.500	7	23	30	2.1	20	0	7	5	7	7	63	4.5
23	GILL-CAESAR, Montagu	12	0	134	11.2	9	38	.237	2	11	.182	8	12	.667	5	13	18	1.5	14	0	2	11	0	2	28	2.3
30	IZUNDU, Valentine	13	2	234	18.0	10	19	.526	0	0	.000	6	17	.353	25	22	47	3.6	39	2	2	8	19	2	26	2.0
11	WILLIAMS, D'Erryl	11	0	133	12.1	7	18	.389	2	5	.400	1	4	.250	6	15	21	1.9	6	0	11	10	0	6	17	1.5
24	NARAIN, Nolan	3	0	23	7.7	2	6	.333	1	2	.500	0	0	.000	1	3	4	1.3	5	0	0	1	0	1	5	1.7
TEAM															22	28	50	3.3	0			8			0	
SAN DIEGO STATE		15				341	863	.395	120	360	.333	182	251	.725	163	373	536	35.7	260	7	143	170	69	85	984	65.6
OPPONENTS		15				338	839	.403	96	305	.315	187	271	.690	162	389	551	36.7	256	-	174	175	65	77	959	63.9

SCORE BY PERIODS:	1st	2nd	OT	2OT	Total
SAN DIEGO STATE	487	497			- 984
OPPONENTS	454	505			- 959

WIN/LOSS STATS

Wins: 17

No.	Player	GP	GS	Min	Avg	TOTAL			3-PTS			REBOUNDS														PF	FO	A	TO	Blk	Stl	Pts	Avg
						FG	FGA	Pct	3FG	FGA	Pct	FT	FTA	Pct	Off	Def	Tot	Avg															
03	KELL, Trey	17	16	531	31.2	84	186	.452	21	69	.304	58	74	.784	7	77	84	4.9	23	0	60	29	8	20	247	14.5							
42	HEMSLEY, Jeremy	16	15	444	27.8	70	162	.432	26	63	.413	39	56	.696	7	32	39	2.4	34	0	36	28	9	12	205	12.8							
14	CHEATHAM, Zylan	16	13	393	24.6	56	97	.577	2	7	.286	53	71	.746	31	71	102	6.4	39	0	19	25	11	21	167	10.4							
04	ALLEN, Dakarai	17	17	436	25.6	53	102	.520	7	28	.250	24	38	.632	18	41	59	3.5	47	1	27	23	13	19	137	8.1							
21	POPE, Malik	12	10	311	25.9	49	97	.505	8	24	.333	24	38	.632	17	61	78	6.5	27	1	17	20	12	9	130	10.8							
20	SHRIGLEY, Matt	15	3	331	22.1	37	94	.394	34	84	.405	11	17	.647	3	27	30	2.0	17	0	13	7	8	14	119	7.9							
30	HOETZEL, Max	15	5	273	18.2	29	90	.322	20	75	.267	19	22	.864	12	48	60	4.0	28	1	6	11	4	11	97	6.5							
23	GILL-CAESAR, Montagu	14	2	183	13.1	20	63	.317	4	22	.182	17	19	.895	7	18	25	1.8	15	0	3	13	1	9	61	4.4							
45	IZUNDU, Valentine	15	3	214	14.3	14	22	.636	0	0	.000	4	11	.364	25	26	51	3.4	35	2	2	5	22	4	32	2.1							
11	WILLIAMS, D'Erryl	16	1	222	13.9	12	27	.444	1	4	.250	1	4	.250	9	30	39	2.4	15	0	24	14	0	9	26	1.6							
24	NARAIN, Nolan	7	0	44	6.3	6	14	.429	1	2	.500	0	0	.000	2	6	8	1.1	8	0	0	3	0	1	13	1.9							
12	WILSON, Emmanuel	4	0	18	4.5	0	4	.000	0	3	.000	1	2	.500	0	1	1	0.3	3	0	0	4	1	2	1	0.3							
TEAM															18	29	47	2.8	0			8			0								
SAN DIEGO STATE		17				430	958	.449	124	381	.325	251	352	.713	156	467	623	36.6	291	5	207	190	89	131	1235	72.6							
OPPONENTS		17				340	953	.357	106	361	.294	188	273	.689	172	406	578	34.0	341	-	173	250	49	80	974	57.3							

SCORE BY PERIODS:	1st	2nd	OT	2OT	Total
SAN DIEGO STATE	637	598			- 1,235
OPPONENTS	457	517			- 974

Losses: 12

No.	Player	TOTAL							3-PTS			REBOUNDS															
		GP	GS	Min	Avg	FG	FGA	Pct	3FG	FGA	Pct	FT	FTA	Pct	Off	Def	Tot	Avg	PF	FO	A	TO	Blk	Stl	Pts	Avg	
42	HEMSLEY, Jeremy	12	12	363	30.3	61	149	.409	25	70	.357	23	37	.622	9	21	30	2.5	21	0	23	26	0	6	170	14.2	
03	KELL, Trey	12	12	384	32.0	48	149	.322	14	62	.226	34	47	.723	7	45	52	4.3	24	2	24	21	3	19	144	12.0	
04	ALLEN, Dakarai	12	12	365	30.4	43	76	.566	5	16	.313	26	32	.813	18	40	58	4.8	36	2	15	18	11	17	117	9.8	
10	HOETZEL, Max	10	5	213	21.3	29	76	.382	26	58	.448	11	15	.733	14	25	39	3.9	19	1	5	11	2	5	95	9.5	
14	CHEATHAM, Zylan	11	9	269	24.5	27	66	.409	0	5	.000	25	32	.781	28	42	70	6.4	35	2	21	29	5	9	79	7.2	
21	POPE, Malik	8	7	193	24.1	28	71	.394	7	19	.368	9	12	.750	12	27	39	4.9	16	0	12	11	8	6	72	9.0	
30	IZUNDU, Valentine	11	2	214	19.5	12	21	.571	0	0	.000	5	14	.357	21	19	40	3.6	24	0	1	9	18	1	29	2.6	
20	SHRIGLEY, Matt	10	1	199	19.9	7	41	.171	6	37	.162	0	0	.000	7	15	22	2.2	11	0	4	6	1	3	20	2.0	
23	GILL-CAESAR, Montagu	10	0	118	11.8	6	32	.188	1	13	.077	6	9	.667	6	11	17	1.7	9	0	3	9	0	0	19	1.9	
11	WILLIAMS, D'Erryl	8	0	71	8.9	3	11	.273	2	4	.500	1	2	.500	2	7	9	1.1	7	0	2	2	0	4	9	1.1	
24	NARAIN, Nolan	2	0	11	5.5	0	4	.000	0	2	.000	0	0	.000	0	1	1	0.5	1	0	0	0	0	0	0	0.0	
TEAM															20	22	42	3.5	0			4			0		
SAN DIEGO STATE		12				264	696	.379	86	286	.301	140	200	.700	144	275	419	34.9	203	7	110	146	48	70	754	62.8	
OPPONENTS		12				293	684	.428	90	246	.366	159	220	.723	141	307	448	37.3	200	-	157	125	55	68	835	69.6	

SCORE BY PERIODS:	1st	2nd	OT	2OT	Total
SAN DIEGO STATE	368	386			- 754
OPPONENTS	361	474			- 835

TEAM GAME-BY-GAME

Opponent	Site/Date	FG-FGA	Pct	3P-3PA	Pct	FT-FTA	Pct	Off-Def	Tot	PF	AT	TO	BS	ST	1st-2nd	Pts
at [rv/rv] SDSU San Diego	H 11/11	23-51 24-49	.451 .490	7-17 6-15	.412 .400	16-22 5-10	.727 .500	10-21 7-21	31 28	17 23	7 10	7 14	4 2	10 0	35-34 33-26	69 59
[rv/rv] SDSU at [14/14] Gonzaga	A 11/14	16-56 26-66	.286 .394	5-21 8-24	.238 .333	11-14 9-14	.786 .643	7-33 10-35	40 45	12 17	5 16	15 7	5 8	5 13	21-27 36-33	48 69
at [rv/rv] SDSU San Diego Christian	H 11/16	32-57 20-62	.561 .379	4-12 11-29	.333 .379	13-21 7-8	.619 .875	3-34 8-26	37 34	13 20	18 12	13 17	8 2	8 6	37-44 23-35	81 58
SDSU vs. [rv/rv] California	N 11/21	24-65 17-53	.369 .321	7-19 5-14	.368 .357	22-31 26-36	.710 .722	12-25 15-35	37 50	24 26	8 7	5 16	4 9	5 2	42-35 25-40	77 65
[rv/-] SDSU Savannah State	H 11/28	35-83 24-75	.422 .320	14-40 10-38	.350 .263	16-21 9-17	.762 .529	16-39 15-33	55 48	15 19	22 12	10 17	7 3	6 3	60-40 32-35	100 67
[rv/-] SDSU at Loyola	A 12/3	23-57 27-53	.404 .509	11-26 7-20	.423 .350	2-3 4-10	.667 .400	13-24 4-24	37 28	13 11	8 12	12 7	3 5	4 7	33-26 35-30	59 65
SDSU at Grand Canyon	A 12/7	24-62 29-56	.387 .518	8-23 8-17	.348 .471	16-26 10-16	.615 .625	20-21 9-24	41 33	16 23	9 17	11 11	3 4	6 8	27-45 35-41	72 76
at SDSU Arizona State	H 12/10	21-57 24-54	.368 .444	6-24 10-23	.250 .435	15-18 16-18	.833 .889	12-18 13-21	30 34	17 16	9 12	17 18	3 6	12 7	32-31 25-49	63 74
at SDSU Alabama State	H 12/12	25-45 15-60	.556 .250	5-16 7-28	.313 .250	18-26 4-8	.692 .500	9-29 16-13	38 29	10 22	15 8	15 15	7 0	9 6	42-31 22-19	73 41
SDSU vs. Southern Miss	N 12/22	22-50 19-57	.440 .333	7-26 8-23	.269 .348	15-18 5-6	.833 .833	7-32 6-20	39 26	14 19	10 11	12 9	6 2	1 3	36-30 20-31	66 51
SDSU vs. Tulsa	N 12/23	27-59 21-49	.458 .429	13-32 5-19	.406 .263	15-22 16-21	.682 .762	9-15 11-26	24 37	20 20	15 5	8 23	3 2	16 3	41-41 37-26	82 63
SDSU vs. San Francisco	N 12/25	23-52 19-51	.442 .373	9-27 4-20	.333 .200	7-8 6-13	.875 .462	7-29 5-21	36 26	15 15	11 5	13 11	3 2	4 8	32-30 28-20	62 48
at SDSU New Mexico	H 1/1	22-53 21-51	.415 .412	5-23 6-12	.217 .500	13-18 20-26	.722 .769	8-19 11-27	27 38	18 17	12 13	16 16	4 4	13 6	36-26 25-43	62 68
SDSU at Nevada	A 1/4	26-67 26-65	.388 .400	13-35 9-28	.371 .321	4-6 11-16	.667 .688	8-26 14-32	34 46	16 12	15 14	7 8	3 6	4 3	31-38 35-37	69 62
SDSU at Boise State	A 1/7	21-52 26-58	.404 .448	6-18 10-28	.333 .357	18-25 16-23	.720 .696	12-22 15-23	34 38	23 19	8 15	15 11	4 3	5 2	35-31 39-39	66 78
at SDSU San José State	H 1/10	25-52 25-66	.481 .379	8-23 3-20	.348 .150	18-26 8-12	.692 .667	7-35 7-23	42 30	18 22	17 13	18 15	8 4	6 7	42-34 23-38	76 61
at SDSU Utah State	H 1/14	28-49 19-50	.571 .380	10-24 7-16	.417 .438	8-13 10-14	.615 .714	5-23 8-18	28 26	16 16	14 8	11 13	4 0	6 4	41-33 34-21	74 55
SDSU at UNLV	A 1/17	22-53 20-56	.415 .357	6-18 3-13	.333 .231	14-15 8-12	.933 .667	10-26 13-22	36 35	17 16	7 8	10 12	8 6	8 4	34-30 31-20	64 51
SDSU at Air Force	A 1/24	21-56 20-52	.375 .385	8-29 6-18	.276 .333	7-12 14-23	.583 .609	10-27 11-27	37 38	21 12	12 12	14 11	4 4	5 4	34-23 24-36	57 60
at SDSU Colorado State	H 1/28	26-58 28-61	.448 .459	6-22 10-18	.273 .556	19-28 12-14	.679 .857	14-21 13-20	35 33	15 22	9 11	5 7	2 3	4 2	33-44 23-55	77 78
at SDSU Wyoming	H 1/31	22-56 22-60	.393 .367	5-21 8-26	.238 .308	28-39 16-24	.718 .667	12-28 14-26	40 40	26 30	11 13	13 17	6 2	14 4	31-46 27-41	77 68
SDSU at Fresno State	A 2/4	23-52 22-54	.442 .407	5-18 7-18	.278 .389	19-24 16-21	.792 .762	10-21 13-22	31 35	16 22	8 11	15 14	7 3	6 6	27-43 26-41	70 67
SDSU at San José State	A 2/7	25-57 25-67	.439 .373	3-13 7-24	.231 .292	23-26 14-21	.885 .667	9-24 17-23	33 40	19 20	15 10	10 15	2 7	6 4	29-42 33-43	71 76
at SDSU Nevada	H 2/12	30-62 20-67	.484 .299	4-18 5-23	.222 .217	6-11 11-17	.545 .647	10-31 17-21	41 38	16 17	11 10	13 13	5 5	9 10	42-28 28-28	70 56
SDSU at Utah State	A 2/15	23-56 22-52	.411 .423	8-22 6-20	.364 .300	12-19 12-19	.632 .632	7-26 7-29	33 36	17 14	11 17	9 15	4 3	8 4	32-34 29-33	66 62
at SDSU UNLV	H 2/19	29-57 20-48	.509 .417	8-21 8-18	.381 .444	11-17 16-19	.647 .842	8-23 5-22	31 27	19 20	13 13	9 14	2 2	8 5	41-36 26-38	77 64

TEAM GAME-BY-GAME

Opponent	Site/Date	FG-FGA	Pct	3P-3PA	Pct	FT-FTA	Pct	Off-Def	Tot	PF	AT	TO	BS	ST	1st-2nd	Pts
at SDSU	H	18-52	.346	4-19	.211	15-22	.682	9-18	27	16	7	10	5	4	24-31	55
Fresno State	2/22	22-51	.431	6-15	.400	13-19	.684	12-25	37	21	11	9	4	6	30-33	63
SDSU	A	21-59	.356	7-22	.318	6-7	.857	14-23	37	16	6	9	5	4	33-22	55
at Colorado State	2/25	19-60	.317	7-30	.233	11-15	.733	20-25	45	11	9	10	6	4	21-35	56
at SDSU	H	17-59	.288	4-27	.148	13-19	.684	14-30	44	18	9	9	3	7	22-29	51
Air Force	3/1	11-44	.250	3-21	.143	13-16	.813	5-28	33	20	10	15	2	5	13-25	38
SDSU	A															
at New Mexico	3/4															

LONGEST RUNS *(most consecutive points scored by SDSU)*

Runs of 10-0 or More: Season: 19 / Mountain West: 10

Home: 12, Away: 4, Neutral 3

Current Consecutive Game Streak: 3

Record in Games with at Least 1 10-0 Run: 11-5 (Home: 7-2, Away: 1-3, Neutral: 3-0)

Streak: Won 1

Record in Games with at Least 2 10-0 Runs: 3-0

Points	Opponent	Date	Outcome	Half	Started	Elapsed	Scoring	FG	3FG	FT
15	Air Force*	3-1-17	W 51-38	1st	9:19	8:40	Pope 7, Hoetzel 3, Allen 2, Cheatham 2, Kell	4-14	1-8	6-8
15	vs. Southern Mississippi (DH-QF)	12-22-16	W 66-51	1st	19:02	5:21	Allen 7, Pope 3, Shrigley 3, Kell 2	6-12	3-7	0-0
14	San Jose State*	1-10-17	W 76-61	1st	9:23	3:55	Gill-Caesar 4, Hoetzel 3, Shrigley 3, Cheatham 2, Kell 2	4-7	2-5	4-6
13	Colorado State*	1-28-17	L 77-78	1st+	4:13	4:21	Allen 7, Hemsley 2, Hoetzel 2, Kell 2	6-9	0-1	1-1
13	San Diego	11-11-16	W 69-59	2nd	15:06	7:56	Kell 6, Hemsley 4, Williams 3	6-14	1-4	0-0
13	San Diego	11-11-16	W 69-59	1st	5:02	4:21	Kell 7, Hemsley 6	4-5	2-2	3-7
12	at Colorado State*	2-25-17	L 55-56	1st	9:55	3:32	Kell 5, Pope 5, Allen 2	5-7	2-2	0-0
12	vs. Tulsa (DH-SF)	12-23-16	W 82-63	2nd	11:00	2:35	Hemsley 6, Hoetzel 3, Shrigley 3	4-5	4-5	0-0
12	Savannah State	11-28-16	W 100-67	2nd	8:31	2:09	Cheatham 5, Gill-Caesar 3, Hemsley 2, Pope 2	5-7	1-1	1-3
11	Utah State*	1-14-17	W 74-55	2nd	19:54	2:07	Allen 5, Cheatham 4, Hemsley 2	5-5	1-1	0-1
11	at Grand Canyon	12-7-16	L 72-76	2nd	12:25	1:54	Hemsley 6, Cheatham 4, Izundu 1	3-4	2-2	3-4
11	Savannah State	11-28-16	W 100-67	1st	3:20	2:10	Gill-Caesar 3, Kell 3, Hoetzel 2, Izundu 2, Hemsley 1	4-7	1-3	2-3
10	Fresno State*	2-22-17	L 55-63	2nd	9:29	1:57	Hemsley 5, Hoetzel 3, Allen 2	4-4	2-2	0-0
10	at Utah State*	2-15-17	W 66-62	2nd	8:46	2:10	Hemsley 5, Kell 5	3-4	2-2	2-2
10	Wyoming*	1-31-17	W 77-68	1st	7:59	3:21	Allen 5, Kell 3, Williams 2	4-7	2-3	0-0
10	at Air Force*	1-24-17	L 67-70	1st	18:07	2:35	Hemsley 5, Hoetzel 3, Allen 2	4-7	2-3	0-0
10	Utah State*	1-14-17	W 74-55	1st	5:20	3:00	Pope 4, Kell 3, Shrigley 3	4-5	1-2	1-1
10	vs. California	11-21-16	W 77-65	1st	6:39	3:21	Hemsley 10	3-5	1-3	3-3
10	Alabama State	12-12-16	W 73-41	1st~	19:43	3:15	Pope 6, Allen 2, Cheatham 2	5-6	0-1	0-1

+ indicates run entered the next half or overtime. ~ - indicates run opened game.

INDIVIDUAL GAME-BY-GAME (POINTS/REBS./ASTS.)

	2	3	4	5	10	11	12	14	20	21	23	24	33	42	45
	Ben	Trey	Dakarai	Jalen	Max	D'Erryl	Emmanuel	Zylan	Matt	Malik	Montaque	Nolan	Niksha	Jeremy	Valentine
Opponent	Perez	Kell	Allen	McDaniels	Hoetzel	Williams	Wilson	Cheatham	Shrigley	Pope	Gill-Caesar	Narain	Federico	Hemsley	Izundu
SAN DIEGO	INJ	23/4/2	6/4/1	CD	INJ	3/5/1	CD	8/4/1	INJ	INJ	2/4/0	2/0/0	DND	25/4/2	0/3/0
at [14/14] Gonzaga	DNT	14/4/1	5/5/0	CD	DNT	3/0/0	DNT	4/6/2	0/3/0	INJ	6/6/0	DNT	DNT	14/4/2	2/5/0
SAN DIEGO CHRISTIAN	INJ	19/6/4	15/9/4	CD	INJ	4/9/3	0/0/0	15/7/2	INJ	INJ	1/1/0	4/1/0	DND	23/2/5	INJ
vs. [rv/rv] California~	DNT	11/2/3	6/6/1	DND	11/7/1	CD	DNT	8/2/0	10/1/0	14/5/0	2/1/0	CD	DNT	15/3/3	0/3/0
SAVANNAH STATE	DND	9/7/7	2/1/1	DND	15/8/0	0/2/3	0/1/0	18/8/1	15/4/0	8/5/1	12/5/0	0/1/0	DND	14/3/9	7/7/0
at Loyola	DNT	16/6/2	9/3/1	DNT	6/5/0	CD	DNT	6/4/1	5/1/0	7/7/3	2/0/0	CD	DNT	8/4/0	0/1/1
at Grand Canyon	DNT	8/3/0	9/4/2	DNT	0/0/1	CD	DNT	17/12/1	3/5/2	4/2/3	0/0/0	CD	DNT	28/5/0	3/7/0
ARIZONA STATE	DND	20/4/1	8/8/2	DND	12/4/0	CD	CD	7/5/2	0/1/1	4/3/1	2/1/1	CD	DND	10/0/1	0/1/0
ALABAMA STATE	DND	7/3/2	10/3/3	DND	9/2/0	0/2/2	0/0/0	11/6/3	5/4/1	16/7/2	11/2/2	2/1/0	DND	INJ	2/3/0
vs. Southern Miss#	DNT	11/3/5	7/4/1	DND	4/2/0	4/6/1	DNT	16/13/3	6/4/0	9/4/0	0/0/0	0/1/0	DNT	9/1/0	0/0/0
vs. Tulsa#	DNT	19/3/4	8/2/2	DND	5/5/1	0/1/2	DNT	15/4/1	6/2/2	INJ	9/1/0	CD	DNT	20/4/2	0/1/1
vs. San Francisco#	DNT	10/5/3	6/2/2	DND	7/5/0	2/2/3	DNT	16/11/0	9/2/0	INJ	0/2/1	CD	DNT	12/1/2	0/4/0
NEW MEXICO*	DND	12/0/5	8/6/1	DND	10/4/1	0/1/1	DND	7/8/1	INJ	INJ	0/1/1	INJ	DND	16/3/2	9/3/0
at Nevada*	DNT	3/6/1	6/4/2	DND	15/4/1	3/2/0	DNT	6/8/6	INJ	INJ	3/2/0	CD	DNT	30/3/5	3/2/0
at Boise State*	DNT	9/7/4	17/5/0	DND	16/5/0	INJ	DNT	12/1/2	0/2/0	INJ	0/2/1	CD	DNT	7/1/1	5/8/0
SAN JOSÉ STATE*	DND	12/2/4	7/0/1	DND	12/9/2	4/2/1	DND	10/8/2	4/0/3	INJ	10/4/0	CD	DND	12/7/4	5/7/0
UTAH STATE*	DND	12/3/5	9/2/2	DND	6/4/0	1/0/1	1/0/0	8/7/1	14/1/1	9/5/1	0/2/0	0/1/0	DND	14/1/3	0/1/0
at UNLV*	DNT	24/4/1	10/3/1	DND	9/5/0	2/3/3	DNT	8/4/0	3/4/0	2/5/1	0/0/0	CD	DNT	4/1/1	2/3/0
at Air Force*	DNT	14/5/1	7/4/2	DNT	11/8/2	1/2/1	DNT	4/6/3	6/2/0	7/4/0	0/1/0	CD	DNT	7/2/3	CD
COLORADO STATE*	DND	16/3/2	11/5/2	DND	10/6/0	0/0/0	DND	INJ	0/2/0	19/7/2	0/1/0	CD	DND	17/3/3	4/5/0
WYOMING*	DND	18/2/3	13/7/2	DND	6/5/0	2/2/2	DND	INJ	2/2/1	17/8/3	12/1/0	CD	DND	5/2/0	2/4/0
at Fresno State*	DNT	22/7/2	13/4/1	DNT	0/0/0	0/0/0	DNT	8/4/0	3/0/2	9/7/3	INJ	CD	DNT	7/2/0	8/6/0
at San José State*	DNT	13/9/3	12/3/1	DNT	INJ	0/1/0	DNT	8/7/2	6/2/0	10/3/2	6/3/0	CD	DNT	13/2/2	3/6/0
NEVADA*	DND	17/7/1	6/4/1	DND	0/1/1	0/0/0	DND	4/6/2	10/1/2	12/10/0	2/0/0	CD	DND	15/2/3	4/5/1
at Utah State*	DNT	21/7/3	7/3/2	DNT	3/4/1	0/1/1	DNT	5/5/0	6/1/1	6/5/2	INJ	5/3/0	DNT	13/3/1	INJ
UNLV*	DND	6/7/7	6/3/2	DND	5/0/0	0/1/0	DND	9/5/2	16/2/0	17/9/1	INJ	CD	DND	16/0/1	2/3/0
FRESNO STATE*	DND	9/2/2	13/3/0	DND	9/3/0	0/0/0	DND	0/4/1	0/3/1	11/6/1	INJ	0/1/0	DND	13/2/2	0/1/0
at Colorado State*	DNT	10/3/2	12/8/2	DNT	6/0/0	2/3/0	DNT	8/9/0	0/1/0	10/7/0	INJ	CD	DNT	7/1/2	0/1/0
AIR FORCE*	DND	6/12/4	6/2/0	DND	5/3/0	4/3/1	DND	8/8/1	10/2/0	11/8/3	0/2/0	CD	DND	1/3/0	0/1/0

at New Mexico*

Red indicates players started. CD — Did Not Play-Coach's Decision. DND - Did Not Dress. DNT - Did Not Travel. INJ — Did Not Play-Injured. SUSP - Suspension. Caps denotes home game. ~ - Golden I Center (Sacramento, Calif.). # - Hawaiian Airlines Diamond Head Classic (Stan Sheriff Center; Honolulu, Hawaii). * - Mountain West Game. ` - Mountain West Men's Basketball Championship (Thomas & Mack Center; Las Vegas, Nevada).

STARTING LINEUPS

F / G	F / G	F / C	G	G	W-L	Record As SDSU Starter	Season	Career*
Allen	Cheatham	Pope	Kell	Hemsley	5-4	Dakarai Allen	17-12	30-17
Allen	Cheatham	Pope	Kell	Shrigley	1-0	Zylan Cheatham	13-9	34-14
Allen	Hoetzel	Cheatham	Kell	Hemsley	5-4	Montaque Gill-Caesar	2-0	2-0
Allen	Gill-Caesar	Cheatham	Kell	Hemsley	2-0	Jeremy Hemsley	15-12	33-19
Allen	Izundu	Cheatham	Kell	Hemsley	0-1	Max Hoetzel	5-5	5-5
Allen	Hoetzel	Pope	Kell	Hemsley	0-1	Valentine Izundu	3-2	3-2
Allen	Pope	Izundu	Kell	Hemsley	2-1	Trey Kell	16-12	55-26
Allen	Shrigley	Pope	Kell	Hemsley	1-1	Malik Pope	10-7	21-12
Allen	Williams	Izundu	Pope	Shrigley	1-0	Matt Shrigley	3-1	20-4
						D'Erryl Williams	1-0	1-0

* Aztec career

INDIVIDUAL SUPERLATIVES

Category	San Diego State	Opponent
Points Scored	30 Jeremy Hemsley at Nevada (1-4-17)	37 - Gian Clavell, Colorado State (1-28-17)
Field Goals	12 Jeremy Hemsley at Nevada (1-4-17)	14 - Gian Clavell, Colorado State (1-28-17)
Field Goals Attempted	25 Jeremy Hemsley at Nevada (1-4-17)	24 - Gian Clavell, Colorado State (2-25-17)
Highest FG Percentage (min. 5 made)	1.000 (6-6) - Cheatham vs. Savannah St. (11-28-16), 1.000 (5-5) - Cheatham vs. Alabama St.	.917 (11-12) - Aundre Jackson, Loyola (12-3-16)
Highest FG Percentage (min. 10 made)	.480 (12-25) - Jeremy Hemsley at Nevada (1-4-17)	.917 (11-12) - Aundre Jackson, Loyola (12-3-16)
3-Point Field Goals Made	7 - Jeremy Hemsley at Grand Canyon (12-7-16)	5 - Oscar Frayer, Grand Canyon (12-7-16), Jordan Mathews, Gonzaga (11-14-16)
3-Point Field Goals Attempted	12 - Jeremy Hemsley at Nevada (1-4-17), Matt Shrigley vs. Savannah State (11-28-16)	15 - Gian Clavell, Colorado State (2-25-17)
3-Point Field Goal Percentage (min. 4 made)	.875 (7-8), Jeremy Hemsley at Grand Canyon (12-7-16)	1.000 (4-4) - Luis Salgado, San Diego Christian (11-16-16)
3-Point Field Goal Percentage (min. 5 made)	.875 (7-8), Jeremy Hemsley at Grand Canyon (12-7-16)	.714 (5-7) - Jordan Mathews, Gonzaga (11-14-16)
Free Throws	9 - Zylan Cheatham at Grand Canyon (12-7-16)	9 - Deshon Taylor, Fresno State (2-22-17), DeWayne Russell, Grand Canyon (12-7-16)
Free Throws Attempted	11 - Zylan Cheatham at Grand Canyon (12-7-16)	12 - DeWayne Russell, Grand Canyon (12-7-16)
Free Throw Percentage (min. 7 made)	.889 (8-9) - Zylan Cheatham vs. Southern Miss (12-22-16)	1.000 (9-9) - Deshon Taylor, Fresno State (2-22-17)
Free Throw Percentage (min. 10 made)	N/A	N/A
Offensive Rebounds	5 - Zylan Cheatham, Valentine Izundu at Grand Canyon (12-7-16)	6 - Nico Carvacho, Colorado State (2-25-17)
Defensive Rebounds	12 - Trey Kell vs. Air Force (3-1-17)	10 - Chandler Hutchinson, Boise State (1-7-17)
Total Rebounds	13 - Zylan Cheatham vs. Southern Miss (12-22-16)	13 - Chandler Hutchinson, Boise State (1-7-17)
Assists	9 - Jeremy Hemsley vs. Savannah State (11-28-16)	9 - DeWayne Russell, Grand Canyon (12-7-16)
Blocked Shots	5 - Dakarai Allen vs. San Diego Christian (11-16-16)	5 - Jethro Tshisumpa, Arizona State (12-10-16)
Steals	5 - Trey Kell vs. Tulsa (12-23-16), vs. Arizona State (12-10-16)	6 - Frankie Ferrari, San Francisco (12-25-16)
Minutes Played	39 - Dakarai Allen vs. Nevada (2-12-17)	40 - Moore, Utah St. (2-15-17), Oliver, Nevada (1-4-17), Russell, Grand Canyon (12-7-16)

TEAM SUPERLATIVES

SDSU High	SDSU Low	Category	Opponent High	Opponent Low
100 vs. Savannah State (11-28-16)	48 at Gonzaga (11-14-16)	Points Scored	78, Colorado State (1-28-17), Boise State (1-7-17)	38, Air Force (3-1-17)
35 vs. Savannah State (11-28-16)	16 at Gonzaga (11-14-16)	Field Goals	29, Grand Canyon (12-7-16)	11, Air Force (3-1-17)
83 vs. Savannah State (11-28-16)	45 vs. Alabama State (12-12-16)	Field Goals Attempted	75, Savannah State (11-28-16)	44, Air Force (3-1-17)
.571 vs. Utah State (1-14-17)	.286 at Gonzaga (11-14-16)	FG Percentage	.518, Grand Canyon (12-7-16)	.250, Air Force (3-1-17), Alabama St. (12-12-16)
14 vs. Savannah State (11-28-16)	4 vs. AFA, vs. Fresno State, vs. Nevada, SD Christian	3-Point Field Goals Made	11, San Diego Christian (11-16-16)	3 - four times
40 vs. Savannah State (11-28-16)	12 vs. San Diego Christian (11-16-16)	3-Point Field Goals Attempted	38, Savannah State (11-28-16)	12, New Mexico (1-1-17)
.417 vs. Utah State (1-14-17)	.211 vs. Fresno State (2-22-17)	3-Point Field Goal Percentage	.500, New Mexico (1-1-17)	.143, Air Force (3-1-17)
28 vs. Wyoming (1-31-17)	2 at Loyola (12-3-16)	Free Throws Made	26, California (11-21-16)	4, Alabama State (12-12-16), Loyola (12-3-16)
39 vs. Wyoming (1-31-17)	3 at Loyola (12-3-16)	Free Throws Attempted	36, California (11-21-16)	6, Southern Miss (12-22-16)
.933 at UNLV (1-17-17)	.545 vs. Nevada (2-12-17)	Free Throw Percentage	.889, Arizona State (12-10-16)	.400, Loyola (12-3-16)
20 at Grand Canyon (12-7-16)	3 vs. San Diego Christian (11-16-16)	Offensive Rebounds	20, Colorado State (2-25-17)	4, Loyola (12-3-16)
39 vs. Savannah State (11-28-16)	15 vs. Tulsa (12-23-16)	Defensive Rebounds	35, California (11-21-16), Gonzaga (11-14-16)	13, Alabama State (12-12-16)
55 vs. Savannah State (11-28-16)	24 vs. Tulsa (12-23-16)	Total Rebounds	50, California (11-21-16)	26, Utah St. (1-14), USF (12-25), So. Miss (12-22)
26 vs. Wyoming (1-31-17)	10 vs. Alabama State (12-12-16)	Fouls	30, Wyoming (1-31-17)	11, CSU (2-25-17), USM (12-22-16), Loyola (12-3-16)
1 - 12 times	0 - 16 times	Fouled Out	1 - many times	0 - 20 times
22 vs. Savannah State (11-28-16)	5 at Gonzaga (11-14-16)	Assists	17, Utah State (2-15-17), Grand Canyon (12-7-16)	5, San Francisco (12-25-16), Tulsa (12-23-16)
18 vs. San José State (1-10-17)	5 vs. Colorado State (1-28-17), vs. California (11-21-16)	Turnovers	23, Tulsa (12-23-16)	7, Colorado State, Loyola, Gonzaga
8 UNLV (1-17-17), vs. SJSU (1-10-17), SDC (11-16-16)	2- vs. UNLV (2-19-17), vs. Colorado State (1-28-17)	Blocked Shots	9, California (11-21-16)	0, Utah St. (1-14-17), Alabama St. (12-12-16)
16 vs. Tulsa (12-23-16)	1 vs. Southern Miss (12-22-16)	Steals	13, Gonzaga (11-14-16)	0, San Diego (11-11-16)
60 (1st) vs. Savannah State (11-28-16)	21 (1st) at Gonzaga (11-14-16)	Points/Half	55 (2nd) Colorado State (1-28-17)	13 (1st), Air Force (3-1-17)
.630 (1st) vs. Utah State (1-14-17)	.207 (1st) at Gonzaga (11-14-16)	FG Percentage/Half	.613 (2nd) Colorado State (1-28-17)	.150 (1st), Air Force (3-1-17)
5 vs. CSU, vs. SJSU, vs. Savannah State, vs. Cal	1 at Loyola (12-3-16)	Double-Figure Scorers	5, Boise State (1-7-17)	1 - five times
+13 vs. Southern Miss (12-22-16)	-13 vs. Tulsa (12-23-16), vs. California (11-21-16)	Rebound Margin		
+28 vs. Savannah State (11-28-16)	-15 at Gonzaga (11-14-16)	Halftime Scoring Margin		

BIGGEST LEADS/TIME IN LEAD/SPECIALTY STATS

Date	Opponent	SDSU Result	SDSU Big		Opp Big		Ties	LC	SDSU in		Opp in	Tied	Paint		Off TOs		2nd Ch.		Bench	
			Lead	Lead	Lead	Lead			Lead	Lead			SD	Opp	SD	Opp	SD	Opp	SD	Opp
Nov. 11	SAN DIEGO	W 69-59	19	9	3	9			21:35	16:15	1:51		32	30	13	7	8	8	5	11
Nov. 14	at [14/14] Gonzaga	L 48-69	4	30	1	1			2:23	33:45	3:52		22	34	8	25	6	9	9	28
Nov. 16	SAN DIEGO CHRISTIAN	W 81-58	15	0	0	0			38:17	0:00	1:43		14	4	12	3	0	7	4	14
Nov. 21	vs. [rv/rv] California~	W 77-65	19	2	5	3			33:12	0:44	5:48		30	22	23	5	8	14	23	38
Nov. 28	SAVANNAH STATE	W 100-67	37	0	0	0			38:56	0:00	1:04		40	26	23	4	19	11	49	31
Dec. 3	at Loyola	L 59-65	2	10	5	10			2:39	33:13	4:08		22	32	2	6	12	4	13	11
Dec. 7	at Grand Canyon	L 72-76	5	11	3	7			13:20	24:24	2:16		26	30	11	14	22	10	6	24
Dec. 10	ARIZONA STATE	L 63-76	10	12	2	1			22:38	16:37	0:45		30	24	20	16	13	4	14	32
Dec. 12	ALABAMA STATE	W 73-41	32	0	0	0			39:43	0:00	0:17		38	10	16	10	10	9	24	16
Dec. 22	vs. Southern Miss#	W 66-51	19	1	0	2			39:28	0:20	0:12		20	20	10	11	2	0	14	6
Dec. 23	vs. Tulsa#	W 82-63	19	8	6	5			30:20	4:34	5:05		26	22	26	8	5	8	15	12
Dec. 25	vs. San Francisco#	W 62-48	14	3	4	6			32:23	3:00	4:08		20	16	14	6	7	2	11	33
Jan. 1	NEW MEXICO*	L 62-68	11	6	3	2			35:41	1:57	1:56		32	26	17	11	11	7	9	22
Jan. 4	at Nevada*	L 69-72	4	10	4	8			4:01	34:23	1:36		22	24	6	2	12	23	9	0
Jan. 7	at Boise State*	L 66-78	11	16	1	1			17:35	21:56	0:29		30	30	4	30	6	21	5	40
Jan. 10	SAN JOSÉ STATE*	W 76-61	23	2	4	3			36:09	1:17	2:34		34	38	14	12	5	2	23	14
Jan. 14	UTAH STATE*	W 74-55	25	3	1	4			37:08	1:31	1:21		28	18	24	8	5	5	25	8
Jan. 17	at UNLV*	W 64-51	16	7	4	6			23:24	11:57	4:39		28	24	15	10	7	10	9	2
Jan. 24	at Air Force*	L 57-60	14	3	3	2			32:50	1:49	5:21		22	22	15	13	4	8	14	25
Jan. 28	COLORADO STATE*	L 77-78	13	4	10	9			30:02	3:22	6:30		36	22	7	4	14	11	4	6
Jan. 31	WYOMING*	W 77-68	17	0	0	0			39:12	0:00	0:40		26	22	25	7	15	16	22	33
Feb. 4	at Fresno State*	W 70-67	11	8	3	2			25:13	12:15	1:59		34	26	16	16	11	10	16	37
Feb. 7	at San José State*	L 71-76	7	12	3	1			10:54	25:31	3:35		30	34	8	27	10	2	17	21
Feb. 12	NEVADA*	W 70-56	20	3	2	3			35:56	2:49	1:15		38	24	16	9	7	16	16	5
Feb. 15	at Utah State*	W 66-62	13	2	5	2			35:07	1:43	3:10		22	24	5	11	8	10	11	14
Feb. 19	UNLV*	W 77-64	17	2	5	6			32:49	1:41	5:30		38	20	18	12	8	2	23	6
Feb. 22	FRESNO STATE*	L 55-63	7	11	2	1			8:09	29:11	2:40		26	24	11	13	8	11	9	19
Feb. 25	at Colorado State*	L 55-56	13	1	2	3			34:57	2:01	3:02		24	16	8	10	9	18	16	5
Mar. 1	AIR FORCE*	W 51-38	14	6	2	1			24:56	8:39	6:19		22	12	12	9	10	2	20	4
Mar. 4	at New Mexico*																			

Caps denotes home game. ~ - Golden 1 Center (Sacramento, Calif.). # - Hawaiian Airlines Diamond Head Classic (Stan Sheriff Center; Honolulu, Hawaii). * - Mountain West Game. ` - Mountain West Men's Basketball Championship (Thomas & Mack Center; Las Vegas, Nevada).

LEADS AND DEFICITS

SDSU Biggest Halftime Lead
 SDSU Biggest Halftime Lead Lost
 SDSU Biggest Halftime Lead Lost in a Loss
 SDSU Biggest Halftime Deficit
 SDSU Biggest Halftime Deficit Overcome
 SDSU Biggest Halftime Deficit Overcome for Victory
 SDSU Biggest Lead
 SDSU Biggest Lead Lost
 SDSU Biggest Lead Lost in a Loss
 SDSU Biggest Deficit
 SDSU Biggest Deficit Overcome
 SDSU Biggest Deficit Overcome in a Victory

SEASON

28 vs. Savannah State (11-28-16)
 12 at Colorado State (2-25-17)
 12 at Colorado State (2-25-17)
 15 at Gonzaga (11-14-16)
 8 at Grand Canyon (12-7-16)
 37 vs. Savannah State (11-28-16)
 14 at Air Force (1-24-17)
 14 at Air Force (1-24-17)
 30 at Gonzaga (11-11-16)
 11 at Grand Canyon (12-7-16)
 9 vs. San Diego (11-11-16)

MOUNTAIN WEST GAME

19 vs. San José State (1-10-17)
 12 at Colorado State (2-25-17)
 12 at Colorado State (2-25-17)
 6 vs. Fresno State (2-22-17)
 25 vs. Utah State (1-14-17)
 14 at Air Force (1-24-17)
 14 at Air Force (1-24-17)
 16 at Boise State (1-7-17)
 8 at Fresno State (2-4-17)
 8 at Fresno State (2-4-17)

INDIVIDUAL STREAKS

Player	Current		Career Lg GP	Current		Career Lg GS	Current Streaks			Career Long Streaks		
	GP Strk	Last GP/DNP		GS Strk	Last GS/DNS		10+Pts.	20+Pts.	10+Rebs.	10+Pts.	20+Pts.	10+Rebs.
Dakarai Allen	67	DNP - vs. Duke (3-22-15)	67	35	DNS - vs. Utah St (3-10-16)	35	-	-	-	4	-	-
Zylan Cheatham	8	DNP - vs. Wyoming (1-31-17)	57	-	GS - Fresno State (2-22-17)	19	-	-	-	4	-	1
Niksha Federico	-	GP - vs. GWU (3-29-16)	3	-	no career starts	-	-	-	-	-	-	-
Montague Gill-Caesar	1	DNP - at Colorado St. (2-25-17)	21	-	GS - SD Christian (11-16-16)	13	-	-	-	4	1	-
Jeremy Hemsley	20	DNP - Alabama St. (12-12-16)	25	-	GS - at Colorado St. (2-25-17)	25	-	-	-	8	1	-
Max Hoetzel	6	DNP - at San Jose St. (2-7-17)	19	-	GS - Colorado St. (1-28-17)	10	-	-	-	4	-	-
Valentine Izundu	4	DNP - at Utah St. (2-15-17)	15	2	DNS - Fresno State (2-22-17)	4	-	-	-	1	-	-
Trey Kell	82	DNP - Fresno St. (2-27-15)	82	-	GS - Colorado St. (1-28-17)	66	-	1	-	20	1	1
Jalen McDaniels	-	no career games	-	-	no career starts	-	-	-	-	-	-	-
Nolan Narain	-	GP - Fresno State (2-22-17)	3	-	no career starts	-	-	-	-	-	-	-
Ben Perez	-	GP - vs. GWU (3-29-16)	11	-	no career starts	-	-	-	-	2	-	-
Malik Pope	13	DNP - San Jose St. (1-10-17)	64	10	DNS - at Air Force (1-24-17)	12	4	-	-	4	1	2
Matt Shrigley	14	DNP - at Nevada (1-4-17)	36	1	DNS - at Colorado St. (1-28-17)	15	1	-	-	3	-	-
D'Erryl Williams	14	DNP - at Boise St. (1-7-17)	14	1	DNS - at Colorado St. (1-28-17)	1	-	-	-	-	-	-
Emmanuel Wilson	-	no career games	-	-	no career starts	-	-	-	-	-	-	-

Red indicates streak is current.

MOUNTAIN WEST CONFERENCE STANDINGS GAME-BY-GAME

Date	Opponent	SDSU Result		Entering Game Day			At the End of Game Day						
				W-L	Pl.	GA/GB	W-L	Pl.	GA/GB	H&A +/-	Margin	Avg.	Rk.
Jan. 1	NEW MEXICO*	L	62-68	0-0	T-3	-1.0	0-1	T-9	-1.5	-1	-6	-6.0	10
Jan. 4	at Nevada*	L	69-72	0-1	T-9	-1.5	0-2	T-10	-2.5	-1	-9	-4.5	9
Jan. 7	at Boise State*	L	66-78	0-2	T-10	-2.5	0-3	11	-3.5	-1	-21	-7.0	8
Jan. 10	SAN JOSÉ STATE*	W	76-61	0-3	11	-3.5	1-3	T-10	-3.0	-1	-6	-1.5	7
Jan. 14	UTAH STATE*	W	74-55	1-3	T-10	-3.0	2-3	T-6	-2.0	-1	+13	+2.6	4
Jan. 17	at UNLV*	W	64-51	2-3	T-6	-2.0	3-3	T-5	-1.5	0	+26	+4.3	3
Jan. 24	at Air Force*	L	57-60	3-3	6	-1.5	3-4	T-6	-2.0	0	+23	+3.3	5
Jan. 28	COLORADO STATE*	L	77-78	3-4	7	-2.5	3-5	T-7	-3.5	-1	+22	+2.8	4
Jan. 31	WYOMING*	W	77-68	3-5	T-7	-3.5	4-5	6	-3.0	-1	+31	+3.4	2
Feb. 4	at Fresno State*	W	70-67	4-5	6	-3.0	5-5	6	-3.0	0	+34	+3.4	3
Feb. 7	at San José State*	L	71-76	5-5	6	-3.0	5-6	T-7	-3.0	0	+29	+2.6	3
Feb. 12	NEVADA*	W	70-56	5-6	8	-3.5	6-6	T-5	-3.0	0	+43	+3.6	3
Feb. 15	at Utah State*	W	66-62	6-6	T-5	-3.0	7-6	5	-2.5	+1	+47	+3.6	3
Feb. 19	UNLV*	W	77-64	7-6	5	-2.5	8-6	5	-2.0	+1	+60	+4.3	3
Feb. 22	FRESNO STATE*	L	55-63	8-6	4	-2.5	8-7	6	-3.0	0	+52	+3.5	3
Feb. 25	at Colorado State*	L	55-56	8-7	6	-3.0	8-8	6	-4.0	0	+51	+3.2	3
Mar. 1	AIR FORCE*	W	51-38	8-8	6	-4.5	9-8	T-5	-4.0	0	+64	+3.8	3
Mar. 4	at New Mexico*			9-8	T-5	-4.0							

* - indicates Mountain West Conference game.

MISCELLANEOUS STATISTICS

SEASON	Team Leader -----			Games With -----					Double-Doubles	
	Points	Rebounds	Assists	10+ Pts	20+Pts	30+Pts	10+Rebs	10+Ast	Point/Reb.	Point/Ast.
Dakarai Allen	3	2	3	10						
Zylan Cheatham	3	9	5	9			3		3	
Niksha Federico										
Montaque Gill-Caesar		1		4						
Jeremy Hemsley	12		11	19	5	1				
Max Hoetzel	1	6		8						
Valentine Izundu		1								
Trey Kell	11	4	16	21	5		1			
Jalen McDaniels										
Nolan Narain										
Ben Perez										
Malik Pope	4	9	4	10			1		1	
Matt Shrigley	1			6						
D'Erryl Williams		2	2							
Emmanuel Wilson										

CAREER	Team Leader -----			Games With -----					Double-Doubles	
	Points	Rebounds	Assists	10+ Pts	20+Pts	30+Pts	10+Rebs	10+Ast	Point/Reb.	Point/Ast.
Dakarai Allen	5	4	8	22						
Zylan Cheatham	5	20	9	19			9		5	
Niksha Federico										
Montaque Gill-Caesar		1		17	1					
Jeremy Hemsley	26		24	45	9	1				
Max Hoetzel	1	6		10						
Valentine Izundu		1		3						
Trey Kell	27	7	27	55	7		2		1	
Jalen McDaniels										
Nolan Narain										
Ben Perez				2						
Malik Pope	11	18	9	26	2		5		5	
Matt Shrigley	2		4	21						
D'Erryl Williams		2	5							
Emmanuel Wilson										

DUNKS	SEASON	GM. HIGH
Zylan Cheatham	19	3
Valentine Izundu	13	2
Dakarai Allen	8	1
Trey Kell	5	1
Malik Pope	5	2
Jeremy Hemsley	2	1
Max Hoetzel	1	1
TOTAL	53	6

TOP SCORING PERFORMANCES

30, Jeremy Hemsley at Nevada* (1-4-17)
28, Trey Kell at UNLV* (1-17-17)
28, Jeremy Hemsley at Grand Canyon (12-7-16)
25, Jeremy Hemsley vs. San Diego (11-11-16)
23, Jeremy Hemsley vs. San Diego Christian (11-16-16)
23, Trey Kell vs. San Diego (11-11-16)
22, Trey Kell at Fresno State* (2-4-17)
21, Trey Kell at Utah State* (2-15-17)
20, Jeremy Hemsley vs. Tulsa (12-23-16)
20, Trey Kell vs. Arizona State (12-10-16)
19, Trey Kell vs. Tulsa (12-23-16)
19, Trey Kell vs. San Diego Christian (11-16-16)
18, Trey Kell vs. Wyoming* (1-31-17)
18, Zylan Cheatham vs. Savannah State (11-28-16)
17, Malik Pope vs. UNLV* (2-19-17)
17, Trey Kell vs. Nevada* (2-12-17)
17, Malik Pope vs. Wyoming* (1-31-17)
17, Jeremy Hemsley vs. Colorado State* (1-28-17)
17, Zylan Cheatham at Grand Canyon (12-7-16)

TOP REBOUNDING PERFORMANCES

13, Zylan Cheatham vs. Southern Miss (12-22-16)
12, Trey Kell vs. Air Force* (3-1-17)

12, Zylan Cheatham at Grand Canyon (12-7-16)
11, Zylan Cheatham vs. San Francisco (12-25-16)
10, Malik Pope vs. Nevada* (2-12-17)
9, Zylan Cheatham at Colorado State* (2-25-17)
9, Malik Pope vs. UNLV* (2-19-17)
9, Trey Kell at San José State* (1-10-17)
9, Max Hoetzel vs. San José State* (1-10-17)
9, Dakarai Allen vs. San Diego Christian (11-16-16)
9, D'Erryl Williams vs. San Diego Christian (11-16-16)

TOP ASSIST PERFORMANCES

9, Jeremy Hemsley vs. Savannah State (11-28-16)
6, Zylan Cheatham at Nevada* (1-4-17)
7, Trey Kell vs. UNLV* (2-19-17)
7, Trey Kell vs. Savannah State (11-28-16)
5, Trey Kell vs. Utah State* (1-14-17)
5, Jeremy Hemsley at Nevada* (1-4-17)
5, Trey Kell vs. New Mexico* (1-1-17)
5, Trey Kell vs. Southern Miss (12-22-16)
5, Jeremy Hemsley vs. San Diego Christian (11-16-16)

TOP 3-POINT FG PERFORMANCES

7, Jeremy Hemsley at Grand Canyon (12-7-16)
6, Jeremy Hemsley at Nevada* (1-4-17)
5, Max Hoetzel at Boise State* (1-7-17)
5, Max Hoetzel at Nevada* (1-4-17)
5, Jeremy Hemsley vs. Tulsa (12-23-16)
5, Matt Shrigley vs. Savannah State (11-28-16)
4, Matt Shrigley vs. UNLV* (2-19-17)
4, Matt Shrigley vs. Utah State* (1-14-17)
4, Max Hoetzel vs. San José State* (1-10-17)
4, Max Hoetzel vs. Arizona State (12-10-16)
4, Trey Kell at Loyola (12-3-16)
4, Jeremy Hemsley vs. San Diego (11-11-16)

TOP STEALS

5, Trey Kell vs. Tulsa (12-23-16)
5, Trey Kell vs. Arizona State (12-10-16)
4, Malik Pope vs. Wyoming* (1-31-17)
4, Dakarai Allen vs. New Mexico* (1-1-17)
4, Dakarai Allen vs. Alabama State (12-12-16)
3, Dakarai Allen vs. Fresno State* (2-22-17)
3, Matt Shrigley vs. UNLV* (2-19-17)
3, Max Hoetzel at UNLV* (1-17-17)
3, Zylan Cheatham vs. New Mexico* (1-1-17)
3, Trey Kell vs. New Mexico* (1-1-17)
3, Jeremy Hemsley vs. Tulsa (12-23-16)
3, Zylan Cheatham vs. San Diego Christian (11-16-16)
3, Dakarai Allen vs. San Diego (11-11-16)
3, Jeremy Hemsley vs. San Diego (11-11-16)

GAMES MISSED

Malik Pope	9
Max Hoetzel	4
Matt Shrigley	4
Ben Perez	3
Zylan Cheatham	2
Montaque Gill-Caesar	2
Valentine Izundu	2
Nolan Narain	1
D'Erryl Williams	1
TOTAL	28

* - conference game. ` - conference tournament game.

SEASON/CAREER HIGHS

#3 • TREY KELL

	Season	Career
Points	24 at UNLV*, 1-17-17	27 vs. Fresno State*, 1-19-16
Rebounds	12 vs. Air Force*, 3-1-17	12 vs. Air Force*, 3-1-17
Assists	7 - two times	7 - two times
Steals	5 - two times	5 - two times
Blocked Shots	2 vs. San José State*, 1-10-17	2 - two times
Minutes	37 vs. Tulsa, 12-23-16	37 - five times
10+ Scoring Games	21 times	55 times
20+ Scoring Games	5 times	7 times

#4 • DAKARAI ALLEN

	Season	Career
Points	17 at Boise State*, 1-7-17	17 at Boise State*, 1-7-17
Rebounds	9 vs. San Diego Christian, 11-16-16	9 vs. San Diego Christian, 11-16-16
Assists	4 vs. San Diego Christian, 11-16-16	4 - three times
Steals	4 - two times	4 - seven times
Blocked Shots	5 vs. San Diego Christian, 11-16-16	5 vs. San Diego Christian, 11-16-16
Minutes	39 vs. Nevada*, 1-12-17	39 vs. Nevada*, 1-12-17
10+ Scoring Games	10 times	22 times

#5 • JALEN MCDANIELS

	Season/Career
Points	
Rebounds	
Assists	
Steals	
Blocked Shots	
Minutes	

#10 • MAX HOETZEL

	Season	Career
Points	16 at Boise State*, 1-7-17	19 vs. Mississippi Valley State, 11-14-14
Rebounds	9 vs. San José State*, 1-10-17	9 - two times
Assists	2 - two times	2 - four times
Steals	3 at UNLV*, 1-17-17	3 at UNLV*, 1-17-17
Blocked Shots	1 - six times	1 - eight times
Minutes	34 at Boise State*, 1-7-17	34 at Boise State*, 1-7-17
10+ Scoring Games	9 times	10 times

#11 • D'ERRYL WILLIAMS

	Season	Career
Points	4 - four times	9 vs. San Diego Christian, 11-18-15
Rebounds	9 vs. San Diego Christian, 11-16-16	5 vs. San Diego, 11-11-16
Assists	3 - four times	4 vs. Nicholls, 12-10-15
Steals	2 - three times	2 - seven times
Blocked Shots		1 - two times
Minutes	30 vs. San Diego Christian, 11-16-16	30 vs. San Diego Christian, 11-16-16

#12 • EMMANUEL WILSON

	Season/Career
Points	1 vs. Utah State*, 1-14-17
Rebounds	1 vs. Savannah State, 11-28-16
Assists	
Steals	1 - two times
Blocked Shots	2 vs. San Diego Christian, 11-21-16
Minutes	12 vs. San Diego Christian, 11-21-16

#14 • ZYLAN CHEATHAM

	Season	Career
Points	18 vs. Savannah State, 11-28-16	18 vs. Savannah State, 11-28-16
Rebounds	13 vs. Southern Miss, 12-22-16	13 vs. Southern Miss, 12-22-16
Assists	6 at Nevada*, 1-4-17	6 at Nevada*, 1-4-17
Steals	3 - two times	3 - two times
Blocked Shots	2 - two times	4 at Fresno State*, 2-10-16
Minutes	36 vs. San Diego, 11-11-16	36 vs. San Diego, 11-11-16
10+ Scoring Games	9 times	19 times
10+ Rebounding Games	3 times	9 times
Double-Doubles	3 times	5 times

#20 • MATT SHRIGLEY

	Season	Career
Points	16 vs. UNLV*, 2-19-17	16 - two times
Rebounds	5 at Grand Canyon, 12-7-16	5 - five times
Assists	3 vs. San José State*, 1-10-17	6 vs. Air Force*, 2-13-16
Steals	3 vs. UNLV*, 2-19-17	3 vs. UNLV*, 2-19-17
Blocked Shots	2 - two times	3 at Air Force*, 1-20-15
Minutes	30 at Air Force*, 1-24-17	30 at Air Force*, 1-24-17
10+ Scoring Games	6 times	21 times

#21 • MALIK POPE

	Season	Career
Points	19 vs. Colorado State*, 1-28-17	22 at Colorado State*, 1-24-15
Rebounds	10 vs. Nevada*, 1-12-17	12 vs. Washington^, 3-21-16
Assists	3 - five times	5 vs. UNLV*, 3-5-16
Steals	4 vs. Wyoming*, 1-31-17	4 vs. Wyoming*, 1-31-17
Blocked Shots	3 vs. Southern Miss, 12-22-16	3 - five times
Minutes	32 - two times	37 at New Mexico* (3-1-16)
10+ Scoring Games	10 times	26 times
20+ Scoring Games		2 times
Double-Doubles	1 time	5 times

#23 • MONTAQUE GILL-CAESAR

	Season	Career
Points	12 - two times	21 vs. UMKC, 11-14-14
Rebounds	6 at Gonzaga, 11-14-16	7 vs. UMKC, 11-14-14
Assists	2 vs. Alabama State, 12-12-16	3 vs. Florida, 2-24-15
Steals	2 - three times	3 at Chaminade, 11-26-14
Blocked Shots	1 vs. San José State*, 1-10-17	1 - three times
Minutes	32 vs. San Diego, 11-11-16	36 vs. UMKC, 11-14-14
10+ Scoring Games	4 times	17 times

#24 • NOLAN NARAIN

	Season/Career
Points	5 at Nevada*, 2-15-17
Rebounds	3 at Nevada*, 2-15-17
Assists	
Steals	1 at Nevada*, 2-15-17
Blocked Shots	
Minutes	18 vs. San Diego Christian, 11-16-16

#33 • NIKSHA FEDERICO

	Season	Career
Points		6 vs. San José State*, 2-25-14
Rebounds		1 - five times
Assists		1 - two times
Steals		
Blocked Shots		1 vs. San Diego Christian, 12-27-14
Minutes		4 vs. St. Katherine, 12-27-13

#42 • JEREMY HEMSLEY

	Season	Career
Points	30 at Nevada*, 1-4-17	30 at Nevada*, 1-4-17
Rebounds	7 vs. San José State*, 1-10-17	7 vs. San José State*, 1-10-17
Assists	9 vs. Savannah State, 11-28-16	6 vs. East Carolina, 11-23-15
Steals	3 - two times	4 at Wyoming, 2-24-16
Blocked Shots	2 - two times	2 - four times
Minutes	37 vs. New Mexico*, 1-1-17	38 vs. New Mexico*, 2-6-16
10+ Scoring Games	19 times	45 times
20+ Scoring Games	5 times	9 times
30+ Scoring Games	1 time	1 time

#45 • VALENTINE IZUNDU

	Season	Career
Points	9 vs. New Mexico*, 1-1-17	10 - three times
Rebounds	8 at Boise State*, 1-7-17	8 at Boise State, 1-7-17
Assists	1 - two times	2 vs. New Mexico, 12-25-15
Steals	1 - five times	1 - 12 times
Blocked Shots	4 at UNLV*, 1-17-17	6 vs. Idaho State, 11-20-15
Minutes	27 vs. Colorado State* (1-28-17)	27 - two times
10+ Scoring Games		3 times

MISCELLANEOUS STATISTICS

San Diego State's Record When...

Category	2016-17 Season	Fisher Era	SDSU Streak	Note
Home	10-4	228-61	Won 1	SDSU is 56-9 in its last 65 home games and 38-5 in its last 43 Mountain West home games (since Jan. 26, 2013)
Away	3-8	104-116	Lost 1	SDSU is 54-28 in its last 82 road games; Aztecs are 53-21 in last 74 road games vs. non-AP top 25 teams
Neutral	4-0	52-29	Won 4	Aztecs have won 32 of the last 48 games at neutral sites
Scoring First	11-8		Lost 2	SDSU is 116-32 in its last 148 games in which it has scored first
Opponent Scores First	6-4		Won 2	SDSU is 70-26 in its last 96 games in which the opponent has scored first
Leading at Half	17-5	300-50	Won 1	SDSU is 61-7 in its last 68 games when ahead at half; 72-4 in last 76 at home when leading at half
Trailing at Half	0-7	68-151	Lost 10	SDSU is 4-10 the last 14 times trailing at the half and 30-40 since the beginning of the 2010-11 season when trailing at halftime
Tied at Half		16-6	Won 1	SDSU is 7-3 in last 10 games that have been tied at half
Leading with 5:00 Left	17-3		Won 1	Won 251 of last 256 times; SDSU had 164-game winning streak snapped vs. Boise State (2-27-16); Last previous loss: at Wyoming (1-9-10)
Trailing with 5:00 Left	0-7		Lost 9	SDSU is 7-41 in its last 48; Last wins: vs. Boise (2-6-13), at USU (1-25-14), vs. LBSU (12-10-14), at UNLV (3-4-15), at UN (1-26-16), vs. USU (3-10-16)
Tied with 5:00 Left	0-2		Lost 3	SDSU is 3-3 in last 6; at Boise (2-5-14), at UNLV (3-1-14), at CSU (1-13-16), at Fresno (2-10-16), at AFA (1-24-17), vs. CSU (1-28-17)
In Overtime		21-14	Won 2	SDSU is 20-2 in its last 22 overtime games; Last loss: at Cincinnati (12-17-14); Won last seven overtime games played at home
SDSU Outrebounds Opp.	12-4	282-85	Won 3	SDSU is 29-6 in its last 35 and 139-25 in its last 164 games when outrebounding foe. Last loss: at San José State (2-7-17)
SDSU is Outrebounded	4-8	91-115	Lost 2	SDSU is 40-30 in its last 70 games when outrebounded; Last win: at Utah State (2-15-17)
SDSU Commits Fewer TOs	11-4	227-66	Won 1	SDSU is 44-6 in its last 50 when committing fewer turnovers. Last loss: at Colorado State (2-25-17)
Opp. Commits Fewer TOs	4-6	130-125	Lost 2	SDSU is 62-33 in its last 95 games when committing more turnovers; Last win: at Fresno State (2-4-17)
SDSU More FT Attempts	11-4	281-74	Won 1	SDSU is 136-24 in its last 160 games in the category. Last loss: vs. Fresno State (2-22-17)
Opp. More FT Attempts	5-6	90-126	Lost 1	SDSU is 43-30 in its last 73 games in this category. Last win: vs. UNLV (2-19-17)
SDSU Shoots Better than Opp.	15-2	310-43	Won 1	SDSU is 162-10 in last 172 with higher FG pct. Last loss: at Colorado State (2-25-17)
Opp. Shoots Better than SDSU	2-10	69-161	Lost 1	SDSU is 33-46 since the beginning of the 2010-11 season when the opponent has a higher FG pct.; Last win: at Utah State (2-15-17)
SDSU Shoots 50% or Better	4-0	128-14	Won 57	Won 57 straight games; Last loss: at No. 15 UNM (2-6-10); Won 65 straight at home when FG pct. >= 50.0 pct. (UNLV, 1-26-02)
SDSU Shoots 40-50%	10-4	193-85	Won 3	SDSU is 94-17 in its last 111 and 69-12 in last 81
SDSU Shoots 40% or Less	3-8	63-108	Won 1	SDSU is 48-7 when shooting 38.9 pct. or better (since Jan. 31, 2015); SDSU is 58-3 since Feb. 22, 2012, at home when shooting at least 38.9 pct.
Opp. Shoots 50% or Better	0-2	24-60	Lost 2	Duke snapped streak of 41 straight SDSU opponents to less than 50 pct. from the field in the 2015 NCAA tournament
Opp. Shoots 40-50%	5-6	150-115	Lost 1	Losses this season: vs. Arizona State (12-10-16), vs. New Mexico (1-1-17), at Boise (1-7-17), CSU (1-28-17), SJSU (2-7-17), Fresno (2-22-17)
Opp. Shoots 40% or Less	12-4	210-32	Won 1	SDSU is 119-19 in last 138 games. Last Ls: vs. Fresno (3-12-16), at Gonzaga (11-14-16), at UN (1-4-17), at AFA (1-24-17), at CSU (2-25-17)
SDSU Bench Outscores Opp.	11-2	223-82	Won 7	SDSU is 125-22 in this category since the beginning of the 2010-11 season; Aztecs are 93-18 in last 111 games
Opp. Bench Outscores SDSU	6-10	152-116	Lost 3	SDSU is 56-34 in this category since the beginning of the 2010-11 season
SDSU Scores Less Than 60	1-5	37-77	Won 1	SDSU is 23-27 in its last 50 games when scoring less than 60 points; Last win: vs. Air Force (3-1-17)
SDSU Scores Between 60-69	5-4	108-83	Won 2	SDSU is 54-22 in its last 76 games. Last loss: at Boise State (1-7-17)
SDSU Scores Between 70-79	8-3	148-29	Won 2	The Aztecs are 45-5 in last 50 and 89-8 in their last 97 games when scoring 70-79 points. Last loss: at San José State (2-7-17)
SDSU Scores Between 80-89	2-0	68-16	Won 13	SDSU is 20-2 in its last 22 games when scoring between 80-89 points
SDSU Scores Between 90-99		20-2	Won 15	The Aztecs have won 15 straight games and are 20-2 under Steve Fisher in this category
SDSU Scores 100+	1-0	3-0	Won 26	The Aztecs have won 26 straight games when reaching triple digits
Opp. Scores Less Than 60	9-1	196-22	Won 1	SDSU is 123-12 in the category in last 135 games; Last losses: vs. USD (12-6-15), vs. GC (12-18-15), at Fresno (2-10-16), at CSU (2-25-17) SDSU is 105-4 the last 109 home games when holding the opponent to 60 points or less
Opp. Scores Less Than 50	3-0	68-4	Won 4	SDSU is 53-3 in last 56 games in this category (at UW, 12-7-14; vs. Wyoming, 3-14-15; Little Rock, 11-21-15); SDSU is 55-1 under Fisher at home
Opp. Scores Between 50-59	6-1	127-18	Lost 1	SDSU is 41-7 in last 48 games in this category; 50-2 in last 52 home games; 71-5 under Fisher at home
Opp. Scores Between 60-69	8-5	122-57	Lost 1	SDSU is 54-21 in the category since the start of 2010-11.
Opp. Scores Between 70-79	0-6	59-72	Lost 6	SDSU is 16-20 in its last 36 games when allowing between 70-79 points
Opp. Scores Between 80-89		6-39	Lost 1	SDSU is 2-5 since the beginning of the 2010-11 season in this category.
Opp. Scores Between 90-99		1-14	Won 1	SDSU snapped a 24-game losing streak in the category by winning at TCU (3-3-12)
Opp. Scores 100+		0-3	Lost 9	
Wearing Black	6-9		Lost 1	SDSU is 15-11 in last 26 and 43-29 in its last 72 games in the black uniforms; Last worn at home vs. New Mexico (1-1-17)
Wearing Red			Won 1	Aztecs are 15-5 in their last 20 when wearing red since the start of 2010-11; Last worn: at San Jose State (2-21-15)
Wearing White	9-3		Lost 1	SDSU is 121-22 in white uniforms since the beginning of the 2010-11 season
Wearing Retro White	3-0	3-2	Won 3	Wore vs. USD and vs. No. 2/3 Kansas in 2015-16; vs. Alabama State, Wyoming, Air Force in 2016-17
Wearing Camouflage		0-1	Lost 1	SDSU lost to No. 9/9 Syracuse (11-11-12)
Wearing Pewter Gray		3-1	Won 2	Uniforms made its debut vs. USD (12-15-12); also worn against UNLV (1-16-13), FS (2-9-13), BSU (3-13-13)
Wearing Turquoise	1-0	3-0	Won 3	Uniforms made its debut vs. Bakersfield (11-20-14), worn again vs. San Diego Christian (11-18-15), and this season vs. Savannah St. (11-28-16)
On Monday	3-1		Won 3	Aztecs are 12-2 on Monday since the beginning of 2010-11
On Tuesday	3-2		Lost 1	SDSU is 32-7 in its last 39 games played on Tuesday. Last loss: at San José State (2-7-17)
On Wednesday	3-3		Won 1	SDSU is 14-4 in last 18 and 44-12 in its last 56 games played on Wednesday
On Thursday	1-0		Won 7	Aztecs played just 21 Thursday games since the start of the 2010-11 season
On Friday	2-0		Won 3	SDSU is 23-4 in its last 27 games played on the day
On Saturday	2-5		Lost 1	SDSU is 55-23 in its last 78 games played on Saturday
On Sunday	3-1		Won 2	The Aztecs have played only 20 Sunday games since the beginning of the 2010-11 campaign (13-7)
In November	4-1		Won 3	SDSU is 34-9 in November since the beginning of the 2010-11 campaign
In December	4-3		Won 4	The Aztecs are 44-9 in their last 53 games played in December. Last loss: vs. Arizona State (12-10-16)
In January	4-5		Won 1	SDSU is 28-7 in last 35 and 44-11 in last 55 January games
In February	4-3		Lost 2	SDSU is 27-13 in its last 40 games played during the month
In March	1-0		Won 1	The Aztecs are 44-15 in their last 59 March games