

AZTEC FOOTBALL

SAN DIEGO STATE (3-2, 0-1 MWC)

S.4	Nicholls State	W	47 - 0
S.11	at New Mexico St.	W	41 - 21
S.18	at (rv/25) Missouri	L	24 - 27
S.25	Utah State [KGB-SS]	W	41 - 7
O.9	at Brigham Young*	L	21 - 24
O.16	Air Force* [HC]	CBS College HD	5 p.m. PT
O.23	at New Mexico*	The Mtn. HD/4SD	8 p.m. MT
O.30	at Wyoming*	The Mtn. HD/4SD	Noon MT
N.6	Colorado State*	The Mtn. HD	7 p.m. PT
N.13	at TCU*	VERSUS HD	3 p.m. CT
N.20	Utah* [KM-RJ]	The Mtn. HD	7 p.m. PT
N.27	UNLV*	The Mtn. HD	5 p.m. PT

* - Mountain West Conference game. KGB-SS - KGB SkyShow. HC - Homecoming. KM-RJ - Kirk Morrison Replica Jersey Giveaway

AZTEC COACHING STAFF

Coach	Title	Gameday Location
Brady Hoke	Head Coach/Def. Line	F
Al Borges	Offensive Coordinator	B
Rocky Long	Defensive Coordinator	F
Jeff Hecklinski	Asst. HC/RBs/Recruiting Coord.	B
Dan Ferrigno	Tight Ends/Special Teams	F
Darrell Funk	Offensive Line	F
LeCharls McDaniel	Wide Receivers	F
Brian Sipe	Quarterbacks	F
Mark Smith	Linebackers	F
Tony White	Cornerbacks	B
Aaron Wellman	Strength & Conditioning	F

B - Press Box; F - Field.

INSIDE

Category	Page
Media Policies	2
Team/Individual Highlights	3
Connections	5
Brady Hoke Bio	13
Roster	15
Student-Athlete Bios	17
Depth Chart.....	25
Statistics.....	26
Last Time It Happened.....	43

Welcome Back

The Aztecs are looking for a happy Homecoming. San Diego State is 45-26-2 all-time in homecoming games, but has dropped its last seven decisions.

Close Call vs. Top 25

Although San Diego State did not pull an upset at 25th-ranked Missouri earlier this season, the Aztecs did own a fourth-quarter lead. That marked the first time in its last 25 games against nationally-ranked opponents that the Aztecs held a fourth quarter advantage. It was the first time SDSU led a top 25 team on the road in the fourth quarter since Sept. 16, 1978.

■ GAME INFORMATION

No. 23/23 Air Force (5-1; 3-0 Mountain West)
at San Diego State (3-2; 0-1 Mountain West)

HOMECOMING / GEICO FLEET WEEK CLASSIC

Date: Saturday, Oct. 16, 2010
Kickoff: 5 p.m. PT (announced)/5:04 p.m. PT (kickoff)
Location: San Diego, Calif. | **Stadium:** Qualcomm Stadium
Capacity: 54,000
Series: Air Force leads, 19-9
Television: CBS College. Dave Ryan (play-by-play), Aaron Taylor (analyst)
Radio: AM 600 KOGO. Ted Leitner (play-by-play), Chris Ello (analyst), Mike Costa (sidelines)
Internet: Live stats, radio broadcast and San Diego State postgame news conference available at GoAztecs.com.



AIR FORCE
FALCONS
5-1; 3-0 Mountain West

Ranking (AP/Coaches): 23/23
Coach: Troy Calhoun
Alma Mater: Air Force '89
Career Record: 30-15/4th
School Record: 30-15/4th
vs. San Diego State: 3-0
SID: Troy Garnhart
Website:
 GoAirForceFalcons.com
Next Game: at TCU
 Oct. 23 | 7 p.m. CT



SAN DIEGO STATE
AZTECS
3-2; 0-1 Mountain West

Ranking (AP/Coaches): --/--
Coach: Brady Hoke
Alma Mater: Ball State '82
Career Record: 41-48/8th
School Record: 7-10/2nd
vs. Air Force: 0-1
SIDs: Mike May/Peggy Curtin
Website: GoAztecs.com
Next Game: at New Mexico
 Oct. 23 | 7 p.m. PT

SDSU LOOKS FOR THIRD CONSECUTIVE HOME WIN; FACES NO. 23 AIR FORCE IN HOMECOMING GAME

Following its second three-point road loss of the season, San Diego State (3-2; 0-1 MWC) returns home to face one of the three undefeated teams in Mountain West Conference play, 23rd-ranked Air Force (5-1; 3-0 MWC), on Saturday at Qualcomm Stadium. Kickoff is scheduled for 5:04 p.m. PT.

The game will be televised nationally by CBS College HD (San Diego Cox Cable 321, San Diego Time Warner 415, DirecTV channel 613, Dish Network channel 152) and can be heard throughout Southern California on AM 600 KOGO.

San Diego State owns its best five-game record in seven seasons (since 2003) and has matched its best record in the last 14 seasons (since 1996) despite a 24-21 loss at Brigham Young last Saturday afternoon in Provo, Utah. Despite trailing 14-0 before picking up a first down and a time of possession discrepancy of 45:01 to 14:59, the Aztecs rallied to within a field goal twice in the second half but was unable to come back for the win.

Senior wide receiver and Biletnikoff Award watch list member Vincent Brown recorded his second straight 100-yard receiving game and the ninth of his career with 101 yards on six catches. Junior quarterback Ryan Lindley was a workman like 20-of-34, for 220 yards and three touchdowns. Senior warrior Darryn Lewis recorded a career-best 12 tackles and junior linebacker Miles Burriss added six stops, two sacks and a forced fumble in the game.

Saturday marks the second game against a nationally-ranked opponent this season for San Diego State. The Aztecs lost at 25th-ranked Missouri, 27-24, on Sept. 18. San Diego State led 27-20, until the Tigers converted a 68-yard flair pass for a touchdown with 51 seconds remaining to pull out the victory.

Despite the two tough losses, both of which featured a controversial play and a later admission of a mistake after the fact (a missed block in the back call at Missouri and a non-fumble call in the Brigham Young game), San Diego State is statistically one of the best teams in the country. In fact, both San Diego State and Air Force are among 10 teams in the country that rank in the top 35 of scoring offense, scoring defense, total offense and total defense. The other eight schools are: Boise State, Florida State, Iowa, Nebraska, Ohio State, TCU, Utah and Wisconsin. Of the 10 schools, nine are currently in the top 25, with San Diego State the lone unranked team in that list.

Saturday will mark the 29th meeting between San Diego State and Air Force, with the Falcons owning a 19-9 series advantage. The Academy has won three straight in the series by a combined score of 116-47. Last year, the Falcons did not score an offensive touchdown, but forced six turnovers and returned a fumble and an interception for touchdowns in a 26-14 win in Colorado Springs, Colo.



Senior Darryn Lewis more than doubled his previous career best with a team game high and season-high 12 tackles at BYU.

continued on page 3

AZTEC MEDIA RELATIONS

Ph./Fax: 619-594-5547/619-582-6541
 Overnight Address:
 Aztec Athletics Center, Suite 3014
 5302 55th Street
 San Diego, CA 91982-4309

Mike May* Asst. AD/MRD
 E-mail: mmay@mail.sdsu.edu
 Cell: 619-957-8372

Peggy Curtin* Assistant MRD
 E-mail: mcurtin@mail.sdsu.edu
 Cell: 619-540-6146

Dave Kuhn Assistant MRD
 E-mail: dkuhn@mail.sdsu.edu

Jamie McConeghy Assistant MRD
 E-mail: jmcconeg@mail.sdsu.edu

Darin Wong Assistant MRD
 E-mail: dwong@mail.sdsu.edu

Andrea Rogers Adm. Assistant
 E-mail: arogers@mail.sdsu.edu
 * - primary football contacts

AZTEC WEEKLY LUNCHEON

Each Tuesday during the football season, SDSU holds a media luncheon in the football recruiting lounge of the Aztecs Athletic Center. The luncheon begins at **11:40 a.m.** with food being served, followed by coach Hoke addressing the media at **noon**. Select players follow. The news conference is carried live on the official athletic department website, GoAztecs.com.

MWC TELECONFERENCE

Weekly teleconferences featuring San Diego State coach Brady Hoke and the other eight Mountain West Conference head coaches are scheduled every Tuesday, beginning Aug. 31 through Nov. 23.

This service is for accredited members of the media only. For more information contact the SDSU or MWC media relations office.

WEEKLY SCHEDULE

9:00 a.m. Moderator opens call
 9:02 a.m. Kyle Whitingham, Utah
 9:12 a.m. Steve Fairchild, CSU
 9:22 a.m. Troy Calhoun, Air Force
 9:32 a.m. Brady Hoke, SDSU
 9:42 a.m. Gary Patterson, TCU
 9:52 a.m. Dave Christensen, UW
 10:02 a.m. Bronco Mendenhall, BYU
 10:12 a.m. Mike Locksley, UNM
 10:22 a.m. Bobby Hauck, UNLV

MEDIA OPPORTUNITIES

WEEKLY MEDIA SCHEDULE (as of Monday, Oct. 11)

All practices are closed to both the public and the media with the lone exception being the first half hour of Tuesday's workout (media only). Members of the media planning to attend Tuesday's practice will need to call the media relations office to be placed on a list to gain access to the practice fields.

Post-practice interview requests should be submitted to the San Diego State media relations office no later than 10 a.m. on the day of the potential interview. Other interview requests must be made at least 24 hours in advance.

Red indicates a show that Brady Hoke and/or SDSU football players appear on. Green indicates media opportunity for television network broadcasting Saturday game. * - indicates event is simulcast live on GoAztecs.com. ^-indicates quotes from event will be available on GoAztecs.com.

SUNDAY:

- ▶ 7 p.m. PT – Brady Hoke informal meeting with the media to review Saturday's game at a location TBD (RSVP with the SDSU media relations office by Sunday morning at 10 a.m. PT).
- ▶ SDSU highlights/postgame sound available on Dragonfly System. Contact the media relations office for details.
- ▶ Media outlets from outside the San Diego market who would like to speak to coach Hoke should submit their requests no later than 2 p.m. PT on Sunday, as Hoke will not be available, except briefly in person, after Monday.

MONDAY:

- ▶ NO PRACTICE. All SDSU student-athlete features should take place on this day. Outside of this window, student-athletes will only be available at Tuesday's news conference or briefly after Tuesday's practice.
- ▶ Evening – Aztecs Now posted on goaztecs.com.

TUESDAY: FINAL DAY OF STUDENT-ATHLETE AVAILABILITY FOR THE WEEK

- ▶ 9:32 a.m. – 9:42 a.m. PT – Brady Hoke on MWC conference call. Contact the SDSU media relations office for details. This is the best opportunity for out of town media to get interviews with Brady Hoke.
- ▶ *^Noon PT – Brady Hoke weekly news conference (Aztec Athletics Center, 2nd floor recruiting lounge). Tuesday's news conference will preview the upcoming game.
- ▶ *^12:20 p.m. PT – SDSU student-athlete news conference (Aztec Athletics Center, 2nd floor recruiting lounge).
- ▶ 3:45 p.m. PT – 4:15 p.m. PT – Media who cover SDSU athletics on a regular basis are allowed to attend and shoot the first 30 minutes of practice.
- ▶ TBD – Post-practice interviews (Aztec Athletics Center, 2nd floor recruiting lounge). Student-athletes available for a brief time after practice. Players who participated in the news conference are not available post-practice.
- ▶ San Diego State news conference available on Dragonfly System (contact SDSU media relations for details).

WEDNESDAY:

- ▶ TBD – Post-practice interviews (Aztec Athletics Center, 2nd floor recruiting lounge). Brady Hoke and assistant coaches available upon request after practice. Very limited availability for Coach Hoke due to his radio show.
- ▶ *7 p.m. – 8 p.m. PT – The Brady Hoke Show on AM 600 KOGO live from the Claim Jumper in La Mesa.

THURSDAY: FINAL DAY OF BRADY HOKE AVAILABILITY

- ▶ Noon PT – Conference call for TV crew producing Saturday's game, ROAD GAMES ONLY. Available only if requested in advance and must be setup by television crew.
- ▶ TBD – Post-practice interviews (Aztec Athletics Center, 2nd floor recruiting lounge). Brady Hoke and assistant coaches available upon request after practice.

FRIDAY: NO MEDIA AVAILABILITY

- ▶ Noon PT – TV crew producing Saturday's game, HOME GAMES ONLY. Available only if requested in advance and will be conducted in person, on campus.

SATURDAY:

- ▶ Postgame availability only. The SDSU locker room is closed at all times for both home and road games. For home games, all interviews will take place in the postgame interview room (top of Ramp A). For road games, interviews will take place at a designated area adjacent to the locker room. Please submit interview requests to a member of the SDSU media relations office by the mid-way point of the fourth quarter.

BRADY HOKE RADIO SHOW



For the second year in a row, the San Diego State athletic department and Claim Jumper have partnered up to host the "Aztec Coaches Show" with head coach Brady Hoke. The show, which will air Wednesdays from 7-8 p.m. on the home of Aztec athletics, AM 600 KOGO, will be held at the Claim Jumper restaurant in La Mesa's Grossmont Center. Chris Ello, one of the voices of the Aztecs and former letterwinner with the SDSU baseball team, will host the show, which can also be heard on www.GoAztecs.com.

AZTECS NOW ONLINE



Aztecs Now Online, a weekly show featuring San Diego State athletics, is set to premiere on Monday, Aug. 30. The show will be posted every Monday night during the season exclusively on GoAztecs.com.

Hosted by Mike Costa, the sideline reporter for SDSU football broadcasts, Aztecs Now Online will highlight head coach Brady Hoke, a football student-athlete and an Aztec Olympic sport.

Each episode will include a review of the previous week's game and a preview of the upcoming contest as well as an Olympic sport feature, which gives fans an in-depth look at one of SDSU's other 17 sports on campus.

TEAM QUICK NOTES

▶ At 3-2, San Diego State is off to its best start in seven seasons (2003) and has matched its best start in the last 14 years (1996). It marks just the second time in the last 14 seasons that the Aztecs have been above the .500 mark after five games. A victory on Saturday would give San Diego State its best six-game record since 1996 (14 seasons).

▶ As previously mentioned, San Diego State is one of 10 schools nationally to rank in the top 35 of the four major statistical categories - scoring offense, scoring defense, total offense and total defense. The Aztecs are the only one of the 10 programs not currently ranked in the top 25. The other schools, listed by their Associated Press ranking are: No. 1 Ohio State, No. 3 Boise State, No. 4 TCU, No. 5 Nebraska, No. 11 Utah, No. 15 Iowa, No. 16 Florida State, No. 18 Wisconsin and No. 23 Air Force.

▶ With three victories in its first five games, San Diego State has equaled its win total in the previous 10 games prior to this season (3-7). A win Saturday, would give the Aztecs as many wins this season as they had in the 12 games prior to the 2010 campaign (4-8). With three wins in 2010, San Diego State has already matched or surpassed its win total in two of the previous four seasons.

▶ Looking for a good quick barometer of how improved San Diego State is? Using the Sagarin Ratings, one of the components of the BCS formula, shows the dramatic improvement during the Brady Hoke era. In 2008, the year before Hoke's arrival, San Diego State finished 136th in the ratings (55.43). Last season, the Aztecs were 103rd in the final ratings (62.52). This season, SDSU is currently ranked 54th, with a rating of 72.42.

▶ **TOTAL OFFENSE:** San Diego State ranks 20th in the country in total offense (462.20) and 29th in scoring offense (34.80)... The Aztecs have three 40-point games this season and have scored 21 or more points in six straight games for the first time since six-straight games of 21 or more points from Nov. 3, 2007 through Aug. 30, 2008... SDSU has not scored 21 or more points in seven straight games since a streak of eight straight from Sept. 28, 1995 to Nov. 18, 1995... The Aztecs have committed two turnovers or less in 12 of their last 13 games... San Diego State's five turnovers in 2010 are the sixth fewest in the country (Oregon State 1, Army 4, Maryland 4, Oklahoma 4 and Wisconsin 4).

▶ **OFFENSIVE RUSHING:** San Diego State ranks 36th nationally in rushing offense (181.40), 23rd in rushing touchdowns (13) and 12th in rushing yards per carry (5.78)... San Diego State needs just 33 rushing yards to equal its entire 2009 total of 940 yards... Last week, San Diego State's streak of consecutive games with at least 100 yards rushing was snapped at five games (it was the longest streak since Nov. 25, 2006 through Sept. 22, 2007)... The 13 rushing touchdowns this season equals the total San Diego State produced in the 16 games prior to this season... Last season, the Aztecs rushed for eight touchdowns in 12 games.

▶ **OFFENSIVE PASSING:** San Diego State ranks 21st nationally in passing offense (280.80), third nationally in yards per completion (14.78, min. 75 pass attempts), 15th nationally in fewest interceptions (3)... San Diego State's 14.78 yards per completion, trails only Boise State (14.99) and Auburn (16.34) among all schools with at least 75 pass attempts this season... The Aztecs have three, 300-yard passing games this season... SDSU has just three interceptions in its last five games and does not have a game with more than one pick this season... The Aztecs have six passing touchdowns in the last two games (three each game).

▶ **TOTAL DEFENSE:** San Diego State ranks 17th nationally in scoring defense (15.80), 31st in total defense (319.40), 10th in tackles for loss (8.00), 14th nationally in three-and-outs per game (3.80), 16th in yards allowed per game (4.47), 33rd nationally in third-down conversion defense (34.18) ... San Diego State has held two of its five opponents to seven points or fewer this season equaling the total times that occurred in the previous 60 games prior to this season... The Aztecs have allowed 31 first-quarter points

MOUNTAIN WEST CONFERENCE

Rk.	Team	MWC	PF	PA	W-L	PF	PA
1.	TCU	2-0	72	0	6-0	250	62
	Utah	2-0	94	24	5-0	245	78
	Air Force	3-0	104	55	5-1	207	109
4.	BYU	1-1	38	56	2-4	100	165
	UNLV	1-1	55	48	1-5	119	212
5.	SDSU	0-1	21	24	3-2	174	79
6.	Wyoming	0-2	14	65	2-4	75	185
	CSU	0-2	27	76	1-5	82	216
	New Mexico	0-2	24	101	0-6	75	279

MWC Upcoming Games/Results

▶ Saturday, October 9

*at TCU 45, at Wyoming 0

*at Air Force 49, Colorado State 27

***at BYU 24, San Diego State 21**

at New Mexico State 16, New Mexico 14

at West Virginia 49, UNLV 10

Utah 68, at Iowa State 27

▶ Saturday, October 16

*UNLV at Colorado State, 11 a.m. PT

The Mtn.

*BYU at TCU, 2 p.m. PT

VERSUS

*Utah at Wyoming, 3 p.m. PT

The Mtn.

***Air Force at San Diego State, 5 p.m. PT**

CBSC

SDSU Non-Conference Opponents

Team	Conf.	PF	PA	W-L	PF	PA
Nicholls State	0-1	7	26	1-4	86	189
New Mexico St.	0-1	0	59	1-4	63	198
Missouri	1-0	26	0	5-0	177	56
Utah State	0-2	30	65	2-4	130	170

▶ Saturday, October 16













Missouri at Texas A&M, 9 a.m. PT

Nicholls State at Texas State, 4 p.m. PT

Hawai'i at Utah State, 5 p.m. PT

New Mexico State at Fresno State, 7:30 p.m. PT

2010 SCHEDULE/RESULTS

Date	Opponent	Site	TV	Result/Time	Series	Note
Sept. 4	 NICHOLLS STATE Colonels	San Diego, Calif. Qualcomm Stadium		W, 47-0	SDSU, 1-0	Aztecs' 1st 50 win since 2004 Widest margin of victory since '96
Sept. 11	 at New Mexico State Aggies	Las Cruces, N.M. Aggie Memorial Stadium	ESPN3.com/ 4SD	W, 41-21	SDSU, 8-1-1	Hillman rushes for 150 yds., 4 TD SD snap 14-game NC road L strk
Sept. 18	 at (-/25) Missouri Tigers	Columbia, Mo. Memorial Stadium	PPV	L, 24-27	Mizzou, 3-0	Hillman rushes for 228 yds., 2 TD MU GW TD with 51 seconds left
Sept. 25	 UTAH STATE Aggies	San Diego, Calif. Qualcomm Stadium		W, 41-7	SDSU, 10-1	V. Brown: 5 rec., 177 yds., 2 TDs Lindley: 17-of-24, 362 yds., 3 TDs
Oct. 9	 at Brigham Young Cougars	Provo, Utah LaVell Edwards Stadium	The Mtn./ 4SD	L, 24-21	BYU, 28-7-1	ToP: BYU 45:01, SDSU 14:59 Aztecs can't overcome 14-0 deficit
Oct. 16	 (23/23) AIR FORCE Falcons	San Diego, Calif. Qualcomm Stadium	CBS College	5 p.m. PT	AFA, 19-9	AFA did not score an offensive TD last season (AFA won 26-14)
Oct. 23	 at New Mexico Lobos	Albuquerque, N.M. University Stadium	The Mtn./ 4SD	8 p.m. MT	SDSU, 21-15	SDSU snapped an 8-game losing streak to UNM last year (23-20)
Oct. 30	 at Wyoming Cowboys	Laramie, Wyo. War Memorial Stadium	The Mtn./ 4SD	12 p.m. MT	Wyo., 17-14	Aztecs are 7-4 vs. UW in MWC era; Last win at UW was 2002
Nov. 6	 COLORADO STATE Rams	San Diego, Calif. Qualcomm Stadium	The Mtn.	7 p.m. PT	SDSU, 16-13	SDSU is 4-1 in last 5 vs. CSU; Aztecs have 100 pts. in last 3 meetings
Nov. 13	 at TCU Horned Frogs	Fort Worth, Texas Amon G. Carter Stadium	VERSUS	3 p.m. CT	TCU, 5-0	Aztecs looking for 1st win vs. TCU; Teams did not meet prior to MWC
Nov. 20	 UTAH Utes	San Diego, Calif. Qualcomm Stadium	The Mtn.	7 p.m. PT	Utah, 16-12-1	Aztecs looking for 1st win over Utah at the Q since 2002
Nov. 27	 UNLV Rebels	San Diego, Calif. Qualcomm Stadium	The Mtn.	5 p.m. PT	SDSU, 7 11-8	SDSU 3-game series winning strk snapped in '09 at Vegas (24-28)

AZTECS vs. Air Force

Air Force (5-1; 3-0 MWC)

S.4	Northwestern State	W	65	-21
S.11	BYU*	W	35	-14
S.18	at Oklahoma	L	24	-27
S.25	at Wyoming*	W	20	-14
O.2	Navy	W	14	-6
O.9	Colorado State*	W	49	-27
O.16	at San Diego State*			
O.23	at TCU*			
O.30	Utah*			
N.6	at Army			
N.13	New Mexico*			
N.18	at UNLV*			

* - Mountain West Conference game.

STATISTICAL COMPARISON

San Diego State Averages & NCAA Rankings

Category	Avg.	NR	CR
Rushing Offense	181.40	36	4
Passing Offense	280.80	21	1
Total Offense	462.20	20	3
Scoring Offense	34.80	29	3
Rushing Defense	133.60	42	3
Pass Eff. Defense	101.15	9	2
Total Defense	319.40	31	3
Scoring Defense	15.80	17	3
Net Punting	40.75	10	1
Punt Returns.....	6.33	92	8
Kickoff Returns	20.08	88	8
Turnover Margin.....	+0.60	T-29	2
Pass Defense.....	185.80	35	5
Pass Efficiency	136.00	51	4
Sacks	2.20	T-50	3
Tackles for Loss	8.00	T-10	1
Sacks Allowed.....	0.4	T-5	1

Air Force Averages & NCAA Rankings

Category	Avg.	NR	CR
Rushing Offense	352.67	1	1
Passing Offense	114.67	115	9
Total Offense	467.33	17	2
Scoring Offense	34.50	30	4
Rushing Defense	177.33	89	6
Pass Eff. Defense	100.31	8	1
Total Defense.....	326.67	35	4
Scoring Defense.....	18.17	25	4
Net Punting	36.53	58	4
Punt Returns	10.00	38	3
Kickoff Returns	29.75	2	2
Turnover Margin.....	+0.33	T-39	3
Pass Defense.....	149.33	7	2
Pass Efficiency	155.96	119	2
Sacks	1.00	T-74	6
Tackles for Loss	5.33	T-82	7
Sacks Allowed	0.50	T-7	2

(6.2) and just 48 total in the final three quarters... In 20 quarters this season, only twice has SDSU allowed multiple scores (first quarter at 25th-ranked Missouri and first quarter at Brigham Young).

► **DEFENSIVE RUSHING:** San Diego State is 42nd nationally in rushing yards allowed (133.60) and 29th in yards per carry (3.48)... San Diego State had a streak of nine straight games without allowing a 100-yard rusher broken last week (in 2008, the year before Brady Hoke and Rocky Long arrived at SDSU, the Aztecs allowed nine 100-yard rushers).

► **DEFENSIVE PASSING:** San Diego State is ninth in pass efficiency defense (101.15), 16th in opponent completion percentage (52.73) and tied with Miami (Fla.) and Missouri for the national lead in fewest touchdown passes allowed (3)... The Aztecs have held their opponent to 50 percent or less completion percentage in three of five games this season... SDSU has an interception in three straight games (four total)... San Diego State has allowed just 272 yards passing in the last two games combined.

► **SPECIAL TEAMS:** San Diego State leads the Mountain West Conference in kickoff coverage and has a league-best 13 kickoffs for touchbacks, courtesy of junior place-kicker Abel Perez... Senior punter Brian Stahovich continues to be one of the top punters in the country, leading the league with a 46.62 yards per punt average (fifth nationally) and helping San Diego State to a No. 10 national ranking in net punting... Perez has made 7-for-11 field goal attempts on the season (last year the Aztecs were 10-for-17 in FGA).

► San Diego State's defense ranks 33rd nationally in opponent third-down conversions. SDSU competition is 27-of-79 on third-down plays this season, converting at a 34.18-percent rate. Last year, the Aztecs were 111th nationally in the category at 46.49 percent. The SDSU offense is 49th nationally in third-down conversions with a success rate of 42.25 percent.

INDIVIDUAL QUICK NOTES



► Freshman **Ronnie Hillman** is currently 12th in the nation and second among the freshman class in rushing yards per game at 118.80. Despite already having a bye week, he is 13th nationally in rushing touchdowns (8). He already has a 200-yard rushing game and a pair of 100-yard rushing games in five career outings. His 228 rushing yards against Missouri were the most in the country that day and are the seventh-highest total in the country this season. His 93-yard rush against Missouri is the longest in the nation this season and his 75-yard scamper against the Tigers is the 19th-longest rush this season.



► Senior **Vincent Brown** has two consecutive 100-yard receiving games. In his last two games, Brown has 11 catches for 278 yards and three touchdowns. Brown has 16 career TD receptions, and in the last three games has caught scoring strikes of 82, 65 and 36 yards. He has 2,191 career receiving yards which is ninth in school history and 12th among active FBS players. Brown has nine 100-yard receiving games, which is ninth all-time in school history (J.R. Tolver - 13). He leads the MWC in receptions and receiving yards. Brown has caught five or more passes in every game this season.




► Junior **Ryan Lindley** continued his steady play through the first month of the season. The quarterback has thrown three interceptions through the first five games (San Diego State has the 15th-fewest INTs in the country). Last season, Lindley had nine interceptions through the first five games and ended the season with 16 picks. The junior already has three, 300-yard passing games in 2010, and owns nine for his career, which is fourth in the SDSU record book, trailing only Todd Santos, Dan McGwire and Billy Blanton. Lindley is sixth among current FBS players in career passing yards/g (253.6).



► Senior **DeMarco Sampson** is second in the MWC in receiving yards (84.0) and is tied for third in the league in receptions (4.60). Last Saturday, he joined the century club by clearing 100 career catches. He currently has 102 career receptions for 1,442 yards and 12 touchdowns. He opened the season with a 179-yard effort on seven catches, two going for touchdowns, against Nicholls State. He has 10 touchdowns in his last 12 games, after scoring twice in his first 28 games. He has caught at least one pass in 19 straight games (longest streak on the team).



► Junior place-kicker **Abel Perez** continues his impressive debut season on the Mesa. Perez recorded touchbacks on two of his four kickoffs at Brigham Young, upping his season total to 13. That is 11 more than San Diego State had in all of 2009 and the most in the MWC this season. Perez is the main reason San Diego State leads the MWC in kick-off coverage at 46.9 net yards. Last season, the Aztecs ranked seventh in the league at 38.4 net yards (8.5 yards less than this season). In addition, Perez has made seven of his last 10 field-goal attempts and is a perfect 5-for-5 this season on attempts of 36 yards or less.



► Senior linebacker **Miles Burris** is coming off one of his best career games. Last Saturday at Brigham Young, the junior had six tackles, including two sacks and a forced fumble against the Cougars. Burris passed the century mark for tackles in the contest, and now has 101 career stops, 13.5 tackles for loss, 4.5 sacks, and two forced fumbles. This season, he is tied for second on the team in tackles and leads the squad in tackles for loss (6.0) and quarterback sacks (3.0).

SAN DIEGO STATE-AIR FORCE: THE SERIES

► This is the 29th meeting between San Diego State and Air Force, with the Falcons owning a 19-9 series lead.

► Air Force has won the last three meetings and four of the last five encounters between the teams. The Falcons have outscored the Aztecs in the last three meetings by a combined score of 116-47. In those three games, San Diego State has committed 11 turnovers, while Air Force has three turnovers.

► The Falcons have a 7-5 series advantage in games played in San Diego. SDSU had a three-game series win streak in San Diego snapped in the last meeting at Qualcomm Stadium, with Air Force claiming a 35-10 victory.

► Ten of the last 17 games in the series have been decided by seven points or less. Of those 10 games, three have been decided by one point, one decided by three points, one decided by four points, one decided by five points, two decided by six points (one that went to overtime) and two decided by seven points.

► The teams first played in 1980, a 13-10 Aztec victory at Falcon Stadium. This will mark the 28th time in the last 30 years the two teams have played. Air Force and San Diego State have tangled every season since 1980, with the exceptions of 1995 and 1998.

► Since 1994, the team that has committed fewer turnovers is undefeated in the series. The teams have played 14 times since 1994, with the team turning the ball over less winning on 12 occasions (in 1997, TOs were tied at one apiece, AFA won 24-18 in overtime and in 2008, each team had two turnovers in a 35-10 Falcon win).

► Like most of the country, San Diego State has struggled stopping Air Force's rushing attack. The Falcons have rushed for 1,213 yards in the last three meetings (404.33 rushing yards per game), scoring 116 points (38.67 points per game) in those three contests. The Academy has scored 31 or more points four of the last six games played between the teams and in seven of the last 10 meetings.

► **SDSU-AIR FORCE TIDBITS:** This is the 12th straight season the teams have played... The Falcons won the first three encounters during the MWC era, but the teams have split the last eight encounters...

The games in the series have typically featured plenty of offense... In the last 15 meetings, the games had an average of 56.4 points and 805.9 yards of total offense... Only three times in the last 15 encounters have the teams failed to combine to score at least 42 points and five times during that stretch the teams have posted at least 69 points... Over the last 18 games, the cumulative point total is Air Force 493, San Diego State 435... The only game sophomore quarterback Ryan Lindley missed in his career was the 2008 meeting against Air Force... Senior Aztec back Andrew Preston has 31 tackles in three career games vs. Air Force, including 18 stops in the 2008 meeting... Senior wide receiver Vincent Brown has 168 career receiving yards and two touchdowns against the Falcons (123 yards and both scores came in last season's meeting)... Senior defensive end B.J. Williams has 14 career tackles, including a tackle for loss and a forced fumble against the Falcons... Air Force has rushed for 200 or more net yards in the last six games in the series.

AZTEC-FALCON CONNECTIONS

► Air Force head coach Troy Calhoun and SDSU head coach Brady Hoke have both coached for their alma mater. Calhoun graduated from Air Force in 1989 and is currently in his third season as head coach for the Falcons. Hoke graduated from Ball State in 1982 and was the head coach there from 2003-08. He led the Cardinals to an undefeated regular season in 2008 before taking over at San Diego State.

► San Diego State tight ends/special teams coach Dan Ferrigno first squared off against Air Force head coach Troy Calhoun in the 2002 Seattle Bowl when Ferrigno was the wide receivers coach for the Oregon Ducks and Calhoun was the offensive coordinator for the Wake Forest Demon Deacons. Calhoun's team won that matchup, 38-17.

► However, Dan Ferrigno would get his revenge against Calhoun in the 2007 Armed Forces Bowl when Ferrigno was serving as the wide receivers coach at California and Calhoun was a first year head coach at Air Force. Current NFL receivers DeSean Jackson and Lavelle Hawkins helped the Golden Bears win that game in a shootout, 42-36. Air Force defensive line coach Ron Burton also coached for the Falcons in that game.

► Aztec head coach Brady Hoke and Air Force defensive line coach Ron Burton have both served as the defensive line coach for Grand Valley State. Brady Hoke held the position in 1983 and Burton did it almost 20 years later in 2002.

THE SERIES

Air Force leads 19-9		
Home: 5-7, Away: 4-11, Neutral: 0-1		
Qualcomm Stadium: 5-7		
MWC Era: 4-7, WAC Era: 5-12		
Longest SDSU Win Streak: 3 (2002-04)		
Longest BYU Win Streak: 9 (1976-85)		
Date	Location (Opp. NR)	Score
Western Athletic Conference Era		
S.20.80	A-Falcon	W 13-10
N.29.81	N-Mirage Bowl	L 16-21
S.11.82	A-Falcon	L 32-44
D.3.83	H-Jack Murphy (18)	L 7-38
S.1.84	A-Falcon	L 16-34
N.2.85	A-Falcon (7)	L 10-31
O.25.86	H-Jack Murphy	L 10-22
S.19.87	A-Falcon	L 7-49
S.11.88	H-Jack Murphy	L 36-52
S.2.89	A-Falcon	L 36-52
S.29.90	H-Jack Murphy	W 48-18
S.21.91	A-Falcon	L 20-21
O.24.92	H-Jack Murphy	L 17-20
S.18.93	A-Falcon	W 38-31
O.1.94	H-Jack Murphy	L 35-36
N.28.96	H-Jack Murphy	W 28-23
S.27.97	A-Falcon (25)	L-ot 18-24
Mountain West Conference Era		
O.2.99	H-Qualcomm	L 22-23
N.18.00	A-Falcon	L 24-45
S.29.01	H-Qualcomm	L 21-45
N.23.02	A-Falcon	W 38-34
N.22.03	H-Qualcomm	W 24-3
N.13.04	A-Falcon	W 37-31
S.10.05	A-Falcon	L 29-41
O.21.06	H-Qualcomm	W 19-12
N.17.07	A-Falcon	L 23-55
O.11.08	H-Qualcomm	L 10-35
S.26.09	A-Falcon	L 14-26

SAN DIEGO STATE RANKINGS

Category	Pct./No.	MWC	NCAA
Rushing Offense	181.4	4	36
Passing Offense	280.8	1	21
Total Offense	462.2	3	20
Scoring Offense	34.8	3	29
Rushing Defense	133.6	3	42
Pass Defense	185.8	5	35
Total Defense	319.4	3	31
Scoring Defense	15.8	3	17
Net Punting	40.8	1	10
Punt Returns	6.3	8	92
Kickoff Returns	20.1	8	88
Turnover Margin	+0.60	2	29
Fumbles Recovered	4	--	T-54
Passes Intercepted	4	--	T-73
Fumbles Lost	2	--	T-7
Passes Had Intercepted	3	--	T-15
Turnovers Gained	8	--	T-77
Turnovers Lost	5	--	T-6
Passing Efficiency	135.7	4	51
Passing Efficiency Defense	101.1	2	9
Fewest Penalties Per Game	7.2	--	T-87
Fewest Yards Penalized	64.6	8	94
Punt Return Yardage Def.	8.1	4	52
Kickoff Return Yardage Def.	22.48	7	81
Sacks	11	3	50
Tackles for Loss	8.00	1	10
Sacks Allowed	40	2	5
Tackles for Loss Allowed	3.80	3	8
3rd Down Conversion Pct.	42.3	4	49
4th Down Conversion Pct.	20.0	1	T-8
3rd Down Defense	34.2	3	33
4th Down Defense	20.0	T-1	T-8
Time of Possession	27:42	7	103
First Downs	94	5	T-73
Opponent First Downs	92	4	T-53
Field Goal Percentage	63.6	8	--
Red Zone Offense	86.0	4	T-40
Red Zone Defense	73.0	2	T-21
PAT Kicking	95.5	4	--

INDIVIDUAL NATIONAL RANKINGS

Scoring	Punting	Rushing	Receiving Yards Per Game	Total Offense	Field Goals	Passes Defended Per Game	Passing Efficiency	Receptions Per Game	All-Purpose Yardage	Sacks	Punt Returns
T-19. Ronnie Hillman9.60	5. Brian Stahovich46.63	12. Ronnie Hillman118.80	21. Vincent Brown86.60	27. Ryan Lindley.....276.40	T-30. Abel Perez1.40	T-38. Leon McFadden1.00	42. Ryan Lindley138.12	T-45. Vincent Brown5.20	60. Ronnie Hillman120.00	T-61. Miles Burris0.60	62. Larry Parker6.14
T-48. Abel Perez8.20			25. DeMarco Sampson84.00					T-68. DeMarco Sampson.....4.60			

SDSU CAREER VS. AIR FORCE

Rushing	Att.	Yds.	Avg.	TD
Sullivan	14	30	2.1	0
Brown, D.	5	11	2.2	0
Lindley	4	-28	-7.0	0

Passing	A-C-I	Yds.	TD	Eff.
Lindley	41-25-4	284	2	115.7

Receiving	No.	Yds.	YPC	TD
Brown, V.	17	168	9.9	2
Sampson	6	65	10.8	0
Umuolo	6	42	7.0	0
Sandifer	1	6	6.0	0
Shields, D.J.	1	3	3.0	0

Defense	S-A-T	Other
Preston	19-12-31	
Williams	7-7-14	1 TFL, 1 FF
Burris	1-8-9	
Long	0-7-7	
Lawson	3-3-6	
Tauanuu	1-5-6	1 PBU
McFadden	3-2-5	
Ketchum	1-4-5	
Autele	1-2-3	
Parker	0-3-3	
Gibbs	2-0-2	1 TFL
Andrews	1-1-2	
Barksdale	0-2-2	
Yarbrough	0-2-2	
Davis	0-1-1	
Lewis	0-1-1	
Perez	0-0-0	1 PBU

Punting	No.	Yds.	Avg.	Long
Stahovich	13	587	45.2	57

- San Diego State strength and conditioning coach Aaron Wellman and Air Force defensive line coach Ron Burton coached together at the University of Indiana. Wellman was an assistant strength and conditioning coach from 1998-2000, while Burton was the linebackers coach during the 1997-2001 seasons.
- San Diego State junior defensive lineman Eron Moses and Air Force junior defensive back Kevin Jablonsky were part of the same graduating class at Esperanza High School in Yorba Linda, Calif. The two helped lead Esperanza to a 9-1 record their senior year.
- Both Air Force linebacker Brady Amack and SDSU linebacker Rob Andrews are both from Pleasanton, Calif.
- San Diego State offensive lineman Japheth Gordon and Air Force offensive lineman both played at Canyon High School in Canyon Country, Calif.
- San Diego State running back Anthony Miller, Air Force offensive coordinator Blane Morgan and Air Force linebacker Wale Lawal are all from Dallas, Texas.

SAN DIEGO STATE-AFA: RECENT MEETINGS

► **LAST MEETING:**

Brigham Young 38, San Diego State 28 | Oct. 17, 2009 | Qualcomm Stadium | San Diego, Calif.



SAN DIEGO STATE-AIR FORCE

Sept. 26, 2009 | Falcon Stadium | USAFA, Colo.
Attendance: 35,929 | Weather: 75 degrees, windy, sunny

	1	2	3	4	-	Total
San Diego State	0	2	0	12	-	14
Air Force	10	6	10	0	-	26

Scoring Summary

- AFA – Rembert 47-yd fumble return (Soderberg kick) – (9:54, 1st)
- AFA – Soderberg 21-yd FG – 11 plays, 76 yards, 4:19 (2:01, 1st)
- AFA – Soderberg 48-yd FG – 7 plays, 9 yards, 2:59 (13:18, 2nd)
- SD – Team Safety – (8:55, 2nd)
- AFA – Soderberg 20-yd FG – 10 plays, 66 yards, 2:46 (0:00, 2nd)
- AFA – Soderberg 41-yd FG – 5 plays, 22 yards, 2:10 (5:01, 3rd)
- AFA – Wright 47-yd interception return (Soderberg kick) – (3:35, 3rd)
- SD – V. Brown 3-yd pass from Lindley (Yoshida kick blocked) – 7 plays, 69 yards, 1:48 (3:26, 4th)
- SD – V. Brown 30-yd pass from Lindley – 7 plays, 67 yards, 1:16 (0:00, 4th)

Team Stats

	San Diego State	Air Force
FIRST DOWNS	16	12
RUSHES-YARDS (NET)	25-39	58-243
PASSING YDS (NET)	284	51
Passes Att-Comp-Int	41-25-4	7-3-0
TOTAL OFFENSE PLAYS-YARDS	66-323	65-294
Fumble Returns-Yards	0-0	1-47
Punt Returns-Yards	2-32	3-29
Kickoff Returns-Yards	1-18	1-32
Interception Returns-Yards	0-0	4-47
Punts (Number-Avg)	6-52.5	7-45.6
Fumbles-Lost	3-2	0-0
Penalties-Yards	1-5	9-75
Possession Time	26:37	33:23
Third-Down Conversions	4 of 14	7 of 19
Fourth-Down Conversions	1 of 1	0 of 1
Red-Zone Scores-Chances	1-1	2-3

INDIVIDUAL STATS

Rushing (Atts.-Yards-TDs): SDSU: Miller 15-59; King 4-9, D. Brown 2-(-1), Lindley 4-(-28). AFA: Stephens 11-74, Tew 23-68, Dietz 9-64, Warzeka 3-34, Clark 5-20, Walker 3-11, Southworth 2-5, Jones 1-(-1), Team 1-(-29).
Passing (Att.-Comp.-Int., Yards, TDs): SDSU: Lindley 41-25-4, 284, 2. AFA: Dietz 6-3-0, 51, 0; Cousins 1-0-0, 0, 0.
Receiving (No.-Yards-TDs): SDSU: V. Brown 10-123-2, Wallace 3-29, Wesley 3-22, Umuolo 3-20, Kawulok 2-49, Sampson 2-32, Sandifer 1-6, D.J. Shields 1-3. AFA: Warzeka 2-44, Quintana 1-7.

Brown emerged with the catch for his second TD, but it was too late as the Falcons came away with the 26-14 victory.

The Aztec defense stymied the powerful Falcon offensive attack, which entered the afternoon averaging over 444 yards of total offense in 2009. SDSU held Air Force to just 294 yards, including only 51 through the air, and 12 first downs. Only three of the home team's 26 points did not come following Aztec

USAF ACADEMY, Colo. – Six turnovers, including two returned for Falcon touchdowns, spoiled an outstanding effort by the Aztec defense, as visiting San Diego State fell 26-14 to the Air Force Academy at Falcon Stadium. With the loss, the Aztecs dropped their 2009 Mountain West Conference opener and moved to 1-3 on the year after the 28th all-time meeting between the two foes.

For the second straight week a turnover led to an early SDSU deficit as quarterback Ryan Lindley, trying to pick up yardage on a third and one, fumbled the ball, which was recovered and returned 47 yards by Falcon Reggie Rembert for a quick touchdown and a 7-0 advantage.

Air Force added to its lead on the first of four fields goals by place-kicker Erik Soderberg, this one from 21 yards away to go up 10-0. SDSU gave the ball right back two plays later when Lindley's pass was intercepted by Falcon Chris Thomas, resulting in Soderberg's second field goal.

San Diego State finally got on the board, but not by its own doing, as Air Force snapped the ball over the head of its punter and through the back of the end zone to provide the visitors with their first two points of the afternoon.

AFA increased its advantage to 16-2 heading into the locker room as they drove 66 yards on 10 plays, capped by a 20-yard field goal with one second left.

The SDSU offense looked to get back on track in the third quarter, but went three and out on its first two possessions, fumbled on its third drive and had an interception returned for a 47-yard touchdown on its fourth opportunity.

SDSU managed to keep its streak of consecutive games with a touchdown alive at 30 straight outings on its final two drives of the afternoon. Lindley completed seven straight passes to cover 69 yards in just 1:48, with the final one going to Vincent Brown on a three-yard touchdown with 3:26 left in the fourth quarter.

Lindley and Brown would connect again on the final play of the game, as Lindley heaved a 30-yard pass into a crowd in the end zone as time expired. The ball was batted around and

turnovers and SDSU did not surrender an offensive touchdown for just the 33rd time in the school's entire Division I era.

Senior Jerry Milling led the SDSU defense with a career-best 12 tackles, while fellow linebacker Miles Burris also recorded his career-best with nine stops.

Vincent Brown managed to record his fifth consecutive 100-yard receiving game with the help of his 30-yard TD grab on the afternoon's final play, posting 10 receptions for 123 yards.

► 2008 MEETING | LAST MEETING IN SAN DIEGO

Oct. 11, 2008 | Air Force 35, San Diego State 10 | Qualcomm Stadium | San Diego, Calif.

SAN DIEGO – San Diego State held a three-point lead at halftime, but it was unable to secure its first Mountain West Conference victory of the season as the Aztecs eventually fell to Air Force, 35-10, at Qualcomm Stadium.

The Falcons controlled the running game with a lopsided 401-35 advantage in rushing, while also winning the battle in total offense (473-165).

SDSU put up a solid first half with junior quarterback Drew Westling completing 15 of his 21 pass attempts, but the Air Force defense shut down the Scarlet and Black after the break, allowing the Aztecs to pick up only three first downs and 13 total yards in the final 30 minutes of action.

The Falcons got on the board on their first series as they drove 78 yards down the field to score on a 1-yard touchdown run by Tim Jefferson.

San Diego State responded in the second quarter and tied the game at seven after putting together a 14-play, 73-yard drive that ended in a 1-yard TD run by Westling. SDSU then took a 10-7 advantage on its following series when Lane Yoshida converted a season-long 45-yard field goal.

The Scarlet and Black kept its momentum going on the defensive end as junior Jonathan Soto forced a fumble on Air Force's ensuing drive, and senior Russell Allen recovered the ball at the Falcons' 32-yard line. SDSU was unable to take advantage of the opportunity, however, as Yoshida's 34-yard FG attempt missed wide left.

After an unsuccessful three-point attempt by Air Force at the end of the period, the Aztecs maintained their 10-7 lead heading into the break.

The Scarlet and Black was unable to find its rhythm on either side of the ball following the intermission as Air Force went on to score 28 unanswered points. The Falcons regained the lead with 9:11 left in the third frame when Asher Clark ran nine yards for the touchdown.

Trailing by only four points (14-10), Allen forced another Falcon fumble and sophomore B.J. Williams recovered it at the Aztecs' 12-yard line, but SDSU went three and out to turn the momentum back to Air Force. After tacking on one more score at the end of the quarter, the Falcons went on to find the end zone twice in the final 15 minutes of play for the 35-10 victory.

In his first Division I start, Westling compiled 128 passing yards on an 18-for-35 effort. Junior Atiyyah Henderson led the way on the receiving end with seven catches for 41 yards.

The San Diego State defense had four players record double-digit tackles for the second straight game. Senior Corey Boudreaux once again led the effort with a career-high 21 tackles, which tied him for second in SDSU single-game history.

► 2007 MEETING

Nov. 17, 2007 | Air Force 55, San Diego State 23 | Falcon Stadium | USAF Academy, Colo.

USAF Academy, Colo. – Three Falcons eclipsed 100-yards rushing as Air Force racked up a season-high 569 yards on the ground to defeat San Diego State, 55-23. The loss ended the Aztecs' two-game winning streak.

Wide receiver Chaz Schilens had a career-high 215 receiving yards and quarterback Kevin O'Connell completed 15 of his 24 pass attempts for 384 yards, but it wasn't enough as the Falcons won the battle in total offense, 670-506.

San Diego State opened the scoring when O'Connell took a keeper for a 1-yard touchdown, but Air Force was quick to respond as Jim Ollis ran 54 yards for a score, before the Falcons used an interception to set up a 4-yard touchdown run by Ty Paffett. Air Force continued to roll with an 8-play, 69-yard drive that was capped by a 3-yard touchdown run from Chad Hall.

The Aztecs were able to get back on the board and end the Falcons' 21-0 run with a 40-yard field goal by Garrett Palmer, but Air Force quickly countered two drives later when Paffett struck again, this time running 73 yards for a touchdown.

SDSU closed out the half with Atiyyah Henderson rushing six yards for his first TD of 2007, cutting the Aztecs' deficit to 11 points (28-17) heading into the break.

Although San Diego State carried some momentum into the half, it was the Falcons who took control after intermission, opening the third quarter with two rushing touchdowns, including Paffett's third of the day. O'Connell tried to stop the bleeding with a 9-yard TD pass to Brett Swain, but it wasn't enough as Air Force went on to add two more scores, completing the 55-23 victory.

Punter Michael Hughes had a school-record tying 54.8 average, including a long of 64 yards. Defensively, Ray Bass led the Aztecs with a career-high 17 tackles and Andrew Preston was also in double figures with 10. Corey Boudreaux and Luke Laolagi chipped in nine stops apiece.

Paffett spearheaded the Falcon rush with 107 yards and three touchdowns on seven carries. Ollis recorded a game-high 167 rushing yards and two touchdowns, while Hall added 151 yards on the ground. Quarterback Shaun Carney finished the day 8-for-14 for 101 yards with one interception and one TD.

► 2006 MEETING | LAST SDSU WIN IN SERIES

Oct. 21, 2006 | San Diego State 19, Air Force 12 | Qualcomm Stadium | San Diego, Calif.

SAN DIEGO - San Diego State gave head coach Chuck Long his first career victory in dramatic fashion,

SDSU PRESEASON ACCOLADES

NATIONAL RANKINGS

- No. 77 - *Yahoo! Sports*
- No. 79 - *Lindy's*
- No. 86 - *Athlon Sports*
- No. 91 - *Sporting News*
- No. 91 - *The Kickoff College Football 2010*

CONFERENCE RANKINGS

- No. 5 - *Lindy's*
- No. 5 - *Phil Steele's College Football Preview*
- No. 6 - *Blue Ribbon College Football Yearbook*
- No. 6 - *Athlon Sports*
- No. 6 - *Yahoo! Sports*
- No. 6 - *The Kickoff College Football 2010*
- No. 8 - *Sporting News College Football*

VINCENT BROWN

- * Biletnikoff Award Watch List
- * HM All-American - *College Fball Insiders*
- * Preseason all-Mountain West Conference first team - *Athlon Sports, Blue Ribbon, Lindy's, MWC, Phil Steele Magazine, Sporting News, Yahoo! Sports*
- * Sixth-best wide receiver in the country - *Lindy's*
- * 10th-best WR - *Phil Steele's College Fball Preview*
- * "Most Dangerous Deep Threat" in the MWC - *Lindy's*

MILES BURRIS

- * Preseason all-Mountain West Conference second team - *Phil Steele Magazine*
- * 40th-best ILB - *Phil Steele's College Fball Preview*

TRASK IOSEFA

- * Rimington Trophy Watch List
- * Preseason all-MWC second team - *Lindy's*
- * Preseason all-MWC third team - *Phil Steele Magazine*
- * 28th-best center - *Phil Steele's Coll. Fball Preview*

ERNIE LAWSON

- * Preseason all-MWC fourth team - *Phil Steele Magazine*

RYAN LINDLEY

- * Preseason all-Mountain West Conference second team - *Phil Steele Magazine*
- * Mountain West Offensive Player of the Year - *Lindy's*
- * "Best Passing Quarterback" in the MWC - *Sporting News*
- * "Strongest Arm" in the MWC - *Lindy's*
- * 38th-best QB - *Phil Steele's College Fball Preview*

ANDREW PRESTON

- * Preseason all-MWC third team - *Phil Steele Magazine*

DEMARCO SAMPSON

- * Preseason all-Mountain West Conference second team - *Phil Steele Magazine*
- * "Best Hands" in the MWC - *Lindy's*
- * 62nd-best WR - *Phil Steele's College Fball Preview*

BRIAN STAHOVICH

- * Preseason all-Mountain West Conference first team - *Athlon Sports, Blue Ribbon, Lindy's, MWC Phil Steele Magazine, Sporting News*

ALSTON UMUOLO

- * John Mackey Award Watch List
- * Preseason all-Mountain West Conference first team - *Athlon Sports, MWC, Phil Steele Magazine*
- * Preseason all-MWC second team - *Lindy's*
- * 15th-best TE - *Phil Steele's College Fball Preview*

B.J. WILLIAMS

- * Preseason all-MWC third team - *Phil Steele Magazine*

SDSU SITUATIONAL RECORD

Category	2010	Hoke Era
Overall Record	3-2	7-10
Scoring - first to score	2-0	3-1
Leading - after 1 qtr.....	2-0	3-3
Leading - at halftime	3-0	6-2
Leading - after 3 qtr.....	3-0	5-2
OFFENSE		
Scoring - 30 or more pts.....	3-0	6-0
Scoring - 24 or more pts.....	3-1	6-4
Total Offense - 500+ yds	3-0	4-0
Total Offense - 400+ yds	3-1	5-2
Passing - 300+ yds	3-0	4-2
Rushing - 200+ yds.....	2-1	2-1
First Downs - 20+	2-0	4-3
3rd Down Conv. - 50 pct.+	1-0	3-2
Turnovers - 2 or fewer.....	3-2	7-7
Field Position - 30 or better.....	2-0	5-1
Field Position - 25 or better.....	3-1	7-5
Play Call - 50 pct.+ rushing.....	2-0	4-1
DEFENSE		
Allowing 24 pts. or less	3-1	6-1
Allowing 17 points or less	2-0	3-0
Total Offense - <=300 yds.	2-0	4-1
Passing - <= 150 yds.....	2-1	3-2
Rushing - <= 100 yds.....	1-1	2-1
First Downs - <= 15	2-0	3-1
3rd Down Conv. - <= 33 pct.	3-1	5-1
Turnovers - forced 3 or more.....	0-1	2-2
Field Position - <=25	0-0	1-0
Field Position - <=20	0-0	0-0
Defense Scores Points	0-0	2-1

COMPARISON

SDSU more Rushing Yards	3-1	5-1
SDSU more Return Yards.....	1-1	1-3
SDSU fewer Turnovers	1-2	4-2
SDSU more Time of Poss.	2-1	4-1
SDSU more 1st D. and ToP	2-0	4-0
SDSU better Avg. Field Pos.....	2-1	5-1
SDSU adv. in TO and AFP.....	1-1	3-1
SDSU Special Teams Score	0-0	0-0

INDIVIDUAL

Rusher - 100+ Yards.....	1-1	3-3
Passer - 300+ Yards	3-0	4-1
Receiver - 100+ Yards	2-1	4-6
100+ Rusher, 300+ Passer.....	1-0	1-1

as Garrett Palmer nailed a 30-yard field goal with two seconds remaining to lift the Aztecs to a 19-12 upset of conference-leading Air Force.

With SDSU ahead 10-9, the Falcons took their only lead at the 3:06 mark of the fourth quarter on a field goal. The Aztecs, however, rallied by driving 58 yards on 11 plays, highlighted by a 19-yard run by Atiyah Henderson on a third down and eight, to set up the winning kick.

Following a timeout by each squad, Palmer left no doubt, sending the ball straight through the uprights to put SDSU ahead for good, 13-12. The Aztecs would tack on a touchdown on the ensuing kickoff, as Marc Hull recovered a fumble and returned it two yards after a failed Air Force lateral attempt to provide the final 19-12 score.

The Falcons were poised to get on the board early, but missed a 49-yard field goal on their first possession and saw another drive end deep in Aztec territory on a Brett Sturm interception at his own seven-yard line.

The lone score of the first half came on a 35-yard Palmer field goal which gave the host a 3-0 lead heading into the locker room.

Air Force tied the game early in the third quarter with a 24-yard Zach Sasser field goal, but the Aztecs answered quickly when quarterback Kevin Craft found Chaz Schilens streaking down the middle of the field for a 49-yard touchdown, SDSU's longest play from scrimmage in 2006.

The Falcons appeared ready to knot the game at 10 early in the fourth quarter, but after a nine-yard touchdown run by Jacob Kendrick, Sasser missed the extra point attempt, as SDSU maintained the slight 10-9 advantage.

Sasser would later amend himself with a 38-yard field goal, but Palmer matched his effort on the other side of the field with the game-winner.

Henderson had a career-best 142 yards on 25 carries, becoming the 68th player in SDSU history to record a 100-yard rushing game and the first of the season. Craft got his first win in his second career start by completing 12 of his 19 passes for 133 yards, while the Aztecs did not commit a turnover for the first time in 2006.

The San Diego State defense was outstanding, limiting the Falcons to a season-low 12 points. Three Aztecs finished in double-figures in tackles, including senior linebacker Joe Martin (16 tackles, 1 sack), sophomore Russell Allen (14 tackles) and senior safety Brett Sturm (13 tackles).



SAN DIEGO STATE-BYU

Oct. 9, 2010 | LaVell Edwards Stadium | Provo, Utah
 Attendance: 62,176 | Weather: 60 degrees, winds 7 W, NW

	1	2	3	4	-	Total
San Diego State	0	7	7	7	-	21
Brigham Young	14	0	3	7	-	24

Scoring Summary

- BYU - Di Luigi 3-yd run (Payne kick) - 19 plays, 78 yards, 8:28 (4:57, 1st)
- BYU - Kariya 2-yd run (Payne kick) - 5 plays, 24 yards, 2:40 (2:02, 1st)
- SD - V. Brown 36-yd pass from Lindley (A.Perez kick) - 2 plays, 52 yards, 0:31 (5:00, 2nd)
- BYU - Payne 29-yd FG - 8 plays, 38 yards, 4:13 (6:21, 3rd)
- SD - Escobar 1-yd pass from Lindley (A. Perez kick) - 8 plays, 83 yards, 2:29 (3:43, 3rd)
- BYU - Kariya 1-yd run (Payne kick) - 9 plays, 67 yards, 4:51 (13:43, 4th)
- SD - Sullivan 4-yd pass from Lindley (A.Perez kick) - 6 plays, 59 yards, 2:31 (6:27, 4th)

Team Stats

	San Diego State	BYU
First Downs	12	24
Rushes-Yards	12-53	62-271
Passing Yards	220	142
C-A-I	20-36-1	16-23-1
Total Offense	273	413
Fumbles-Lost	1-0	1-1
Penalties-Yards	4-37	5-25
Possession Time	14:59	45:01
Turnovers	1	2
Average Field Pos.	SDSU 26	BYU 34

INDIVIDUAL STATS

Rushing (Att.-Yards-TDs): Rushing (Att.-Yards-TDs): SDSU: Hillman 11-62; Lindley 1(-9). Brigham Young: Di Luigi 22-134-1; Kariya 22-85-2; Quezada 11-50; Heaps 6-4-0; Team 1(-2)-0.

Passing (Att.-Comp.-Int., Yards, TDs): SDSU: Lindley 34-20-1, 220, 3; Brigham Young: Heaps 22-15-1, 126, 0; Marshall 1-1-0, 16, 0.

Receiving (No.-Yards-TDs): SDSU: V. Brown 6-101-1; Sampson 4-47; Sandifer 3-25; Sullivan 3-6-1; Quigley 1-19; Denso 1-12; D. Brown 1-9; Escobar 1-1-1. Brigham Young: Jacobson 4-29; Mathews 3-43; Di Luigi 3-23; Kariya 2-13; Muehlmann 1-16; Hague 1-10; Mahina 1-5; Hoffman 1-3.

**LAST TIME OUT:
 BRIGHAM YOUNG
 24, SDSU 21**

PROVO, Utah - The San Diego State football team spotted host Brigham Young a 14-point first-quarter lead and was never able to catch up, as the Cougars held on for the 24-21 victory in front of 62,176 fans at LaVell Edwards Stadium in Provo, Utah. The loss was the Aztecs' second of the 2010 campaign by only a three-point margin and denied them the chance to start a season with a 4-1 record for the first time since 1996.

BYU dominated the time of possession battle, holding the ball for 45 minutes, running 37 more plays and owning a 413-273 advantage in total offense, including 271 yards on the ground.

After SDSU was forced to punt on its first possession, the Cougars took 14 plays to get to the visitor's 32-yard line. The Aztec defense stopped them on a third-down play and were looking to get the ball back, but BYU faked a punt and Matt Marshall found Mike Muehlmann for a 16-yard gain and a first down. Five consecutive rushes later, the home team went up 7-0 on a three-yard run by J.J. Di Luigi to finish up a drive that covered 78 yards and spanned 8:34.

San Diego State's next offensive possession was very short lived, as quarterback Ryan Lindley's pass on first down was intercepted and returned to the Aztec 24-yard line. The Cougars promptly turned that into seven more points and a 14-0 lead on a two-yard touchdown rush by Bryan Kariya.

The SDSU offense which gained only eight yards in the first quarter, finally woke up with five minutes left in the second quarter as Lindley found wideout Vincent Brown for a 36-yard touchdown, making the score 14-7.

Both sides had chances to put more points on the board before half. Aztec defensive back Leon McFadden intercepted a pass in the end zone and linebacker Miles Burris forced a fumble to end two

Cougar scoring threats, while BYU utilized a key last-second timeout to ice SDSU place-kicker Abel Perez on a 43-yard field goal try as time expired heading into the locker room.

Brigham Young increased its lead to 10 points on a 29-yard field goal in the third quarter, but the Aztecs immediately responded on their next drive by converting a fourth down and goal with a one-yard touchdown reception by tight end Gavin Escobar.

Each school logged a touchdown in the fourth quarter, with BYU notching one first on a 1-yard run by Kariya to move the score out to 24-14 with 13:43 remaining. SDSU answered with a six-play, 59-yard drive culminating in a four-yard TD catch by fullback Brandon Sullivan.

The Aztec offense got the ball back with 3:26 left in the game, but the possession stalled at the 20-yard line with three consecutive incompletions. SDSU then elected to punt, hoping for a defensive stop which it never ended up getting, as the Cougars converted a pair of third downs, including one via penalty, to run out the clock and secure the 24-21 victory.

POSTGAME NOTES - at Brigham Young

▶ San Diego State has lost both of its games this season on the road by three points apiece ... SDSU dropped to 7-27-1 all-time vs. BYU and is 2-16 in games played in Provo ... The three-point loss is the Aztecs' smallest margin in Provo since winning 16-15 in 2000.

▶ On Vincent Brown's 36-yard TD reception, SDSU has now scored a touchdown in 43 straight games.

PLAYER NOTES

▶ **Vincent Brown, Senior WR:** Caught three touchdowns in the last two outings with all three going for over 36 yards ... Posted a season-high in receptions (previous 5, four times) ... Recorded his second consecutive 100-yard receiving game - the ninth of his career ... His nine career 100-yard receiving games tie for ninth in Aztec history ... Fifth time in his career that he has had consecutive 100-yard receiving games ... Moved into the top 10 in Aztec history in career receiving yards, passing Vince Warren (1982-85, 2,134 yards) and Gary Garrison (1964-65, 2,188) for ninth ... Did not start for the first time in a game in which he has played since the Oct. 13, 2007, outing at Utah, breaking a streak of 29 straight starts.

▶ **Ryan Lindley, Junior QB:** With his three passing TDs, moved past Kevin O'Connell for fourth on the Aztec career passing TDs list with 48 ... Made his 28th career start, tying for third in SDSU history with Billy Blanton ... Started 23 straight outings, tying Dan McGwire for the second-longest streak by a QB in Aztec history.

▶ **DeMarco Sampson, Senior WR:** Notched his 100th career reception with his second catch of the game (102 career catches).

▶ **Brian Stahovich, Junior P:** Has 10 kicks for more than 50 yards this season, including two vs. BYU and has 35 career, 50+-yard kicks in his career.

▶ **Abel Perez, Junior PK:** Added two more touchbacks on kickoffs, giving him 13 on the season.

▶ **Miles Burris, Junior LB:** Logged a career-best two sacks (3 total on the year) and forced his second fumble of the year ... Reached the 100-career tackle mark in the first half.

▶ **Leon McFadden, Sophomore DB:** Posted his second INT of the season and third of his career in the end zone in the second quarter.

▶ **Darryn Lewis, Senior DB:** First Aztec to reach double-figures in tackles in a game this season and first overall since Marcus Yarbrough tallied 10 at Utah on Nov. 21, 2009 ... Lewis' previous career high for tackles was five stops at Missouri on Sept. 18.

▶ **Nat Berhe, Redshirt Freshman DB:** Recorded a career-high in tackles with nine. He matched his previous career high in the first half alone with seven.

OTHER NOTES

▶ Aztec tight end Bryce Quigley became the third freshman to log a start this season, joining frosh running back Ronnie Hillman and redshirt freshman tight end Gavin Escobar ... SDSU has had five players start their first career game in 2010 - Quigley, Hillman, Escobar, running back Davon Brown and defensive back Darryn Lewis.

▶ Junior defensive back Larry Parker recovered his second career fumble and first of the season in the second quarter ... Fellow defensive back Marcus Andrews recovered his first career fumble in the third quarter.

▶ SDSU redshirt freshman tight end Gavin Escobar caught his second career touchdown, while senior fullback Brandon Sullivan made his third career TD catch.

AMONG THE ELITE

Through last Saturday's games, San Diego State is one of 10 schools nationally to rank among the top 35 in scoring offense, scoring defense, total offense and total defense. Of the 10 teams, nine are ranked in the Associated Press top 25 in the country, with San Diego State the only school not currently in the top 25.

On the next page is a look at the schools listed in all four categories.

SDSU SEASON RECORD BOOK

RUSHING YARDS, FRESHMAN SEASON

Pl. Player, Season	Yards
1. Marshall Faulk, 1991	1,429
2. Lynell Hamilton, 2004	1,087
3. Darrin Wagner, 1989	787
4. Atiyah Henderson, 2006	764
5. Wayne Pittman, 1991	606

Ronnie Hillman, 2010	594

RUSHING YARDS, FIRST 5 GMS. FR. SEASON

Pl. Player, Season	Yards
1. Marshall Faulk, 1991	618
2. Lynell Hamilton, 2004	596
3. Ronnie Hillman, 2010	594

RUSHING YARDS, FIRST 6 GMS. FR. SEASON

Pl. Player, Season	Yards
1. Marshall Faulk, 1991	983
2. Lynell Hamilton, 2004	670

HILLMAN GAME-BY-GAME

2010 SEASON

Opponent	Att.	Yds.	TD
Nicholls State	15	65	1
at New Mexico State	22	150	4
at Missouri	23	228	2
Utah State	23	89	1
at Brigham Young	11	62	0

Air Force

at New Mexico			
at Wyoming			
Colorado State			
at TCU			
Utah			
UNLV			

2010 SEASON

Opponent	FD/TD	5+	10+	20+
Nicholls State	6	5	2	0
at New Mexico State	8	10	3	2
at Missouri	3	8	3	2
Utah State	6	7	4	0
at Brigham Young	3	3	2	1

Air Force

at New Mexico				
at Wyoming				
Colorado State				
at TCU				
Utah				
UNLV				

SDSU CAREER RECORD BOOK

PASSING YARDS

Pl. Player, Seasons	Yards
1. Todd Santos, 1984-85-86-87	11,425
2. Billy Blanton, 1993-94-95-96	8,165
3. Kevin O'Connell, 2004-05-06-07	7,689
4. Dan McGwire, 1989-90	7,484
5. Ryan Lindley, 2008-09-10	7,101

ATTEMPTS

Pl. Player, Seasons	Att.
1. Todd Santos, 1984-85-86-87	1,484
2. Kevin O'Connell, 2004-05-06-07	1,151
3. Ryan Lindley, 2008-09-10	1,034
4. Billy Blanton, 1993-94-95-96	920
5. Dan McGwire, 1989-90	889

COMPLETIONS

Pl. Player, Seasons	Comp.
1. Todd Santos, 1984-85-86-87	910
2. Kevin O'Connell, 2004-05-06-07	664
3. Billy Blanton, 1993-94-95-96	588
4. Ryan Lindley, 2008-09	575
5. Dan McGwire, 1989-90	528

PASSING TDs

Pl. Player, Seasons	TDs
1. Todd Santos, 1984-85-86-87	70
2. Billy Blanton, 1993-94-95-96	67
3. Dennis Shaw, 1968-69	58
4. Ryan Lindley, 2008-09	48
5. Kevin O'Connell, 2004-05-06-07	46
6. David Lowery, 1991-92-93	44
Brian Sipe, 1969-70-71	44
8. Dan McGwire, 1989-90	43
9. Don Horn, 1965-66	39
10. Tim Gutierrez, 1992-93-94	36
Mark Halda, 1977-78-79-80	36

CAREER QB STARTS

Pl. Player, Seasons	Starts
1. Todd Santos, 1984-85-86-87	45
2. Kevin O'Connell, 2004-05-06	33
3. Ryan Lindley, 2008-09	28
Billy Blanton, 1993-94-95-96	28
5. David Lowery, 1991-92-93	24

CONSECUTIVE QB STARTS

Pl. Player, Streak	Yards
1. Billy Blanton, Oct. 15, 1994-Nov. 28, 1996	28
2. Ryan Lindley, Oct. 18, 2008-Present	23
3. Dan McGwire, Sept. 2, 1989-Dec. 1, 1990	23
4. David Lowery, Oct. 5, 1991-Sept. 18, 1993	22
Brian Sipe, Sept. 12, 1970-Dec. 4, 1971	22
6. Dennis Shaw, Sept. 14, 1968-Nov. 29, 1969	20
7. Craig Penrose, Oct. 12, 1974-Nov. 22, 1975	19

CAREER RECEPTIONS

Pl. Player, Seasons	Rec.
1. J.R. Tolver, 1999-00-01-02	262
2. Jeff Webb, 2001-03-04-05	234
3. Will Blackwell, 1994-95-96	197
4. Monty Gilbreath, 1986-87-88-89	187
5. Tim Delaney, 1968-69-70	180
6. Darnay Scott, 1991-92-93	178
7. Vincent Brown, 2007-08-09-10	166
8. Patrick Rowe, 1987-88-90-91	155
9. Gary Garrison, 1964-65	148
10. Az-Zahir Hakim, 1994-95-96-97	147
- DeMarco Sampson, 2005-08-09-10	102

NCAA FBS Schools Ranked In The Top 35 of The Four Major Statistical Categories - Scoring Offense and Defense and Total Offense and Defense (Listed Alphabetically)

AP/USA Today	Team	Scoring Offense	Total Offense	Scoring Defense	Total Defense
23./23.	Air Force	30	17	25	35
3./3.	Boise State	4	5	11	2
16./17.	Florida State	18	28	16	28
15./14.	Iowa	33	33	1	4
5./4.	Nebraska	9	7	4	12
1./1.	Ohio State	6	18	6	3
	San Diego State	29	20	17	31
4./5.	TCU	8	11	2	1
11./10.	Utah	3	29	15	10
18./16.	Wisconsin	16	24	32	23

FAST STARTS

As previously noted, San Diego State is off to its best start since the 2003 season and has matched its best start since a 4-1 opening in 1996. This is just the second time in the last 14 years that San Diego State has won at least three of its first five games.

Overall, this is the seventh time in the last 24 seasons that San Diego State has started 3-2 or better. Of those previous six times, the Aztecs have gone on to post a .500 or better season on all five occasions.

A victory on Saturday would give the Aztecs their best start in 14 seasons (since 1996).

San Diego State Best Record After 5 Games (Last 24 years, since 1987)

Rk.	Season	5-Game Record	6th Game	Final Record	Note
1.	1996	4-1	L	8-3	Finished tied for 2nd in Pac. Div. of WAC
2.	1992	3-1-1	L	5-5-1	SDSU was ranked during the season
3.	2010	3-2			
	2003	3-2	L	6-6	Last time SDSU finished .500 or better
	1995	3-2	W	8-4	Won six straight games during seson
	1993	3-2	W	6-6	Luginbill's final team started 4-2
	1991	3-2	W	8-4-1	Played Tulsa in the Freedom Bowl

PROGRESS AS PROMISED

It is early in the season, but the remarkable progress San Diego State has shown under second-year coach Brady Hoke and his staff is quite evident when looking at the stats.

In addition to posting the first 2-0 start in 16 seasons, and the most dominant opening two games of a campaign since 1969, the Aztecs' progress in the NCAA stats is equally amazing.

The Aztecs are already just one victory shy of matching last season's victory total and currently rank among the national leaders in many statistical categories.

At the right is a comparison of the national rankings in major categories from the past three seasons - 2008 (the year prior to Brady Hoke), 2009 (the first year of Hoke and Co.) and this season.

This year, San Diego State ranks among the top 25 of four major categories and in the top 25 in seven of the 17 main team statistics the NCAA keeps. By comparison, The Aztecs were ranked in the top 61 of just one category last season and in 2008, were in the bottom 15 of six of those same eight categories.

SDSU IN MAJOR NCAA STAT CATEGORIES

Category	2008	2009	2010
Season Record	2-10	4-8	3-2
Rushing Offense	117	116	36
Passing Offense	42	30	21
Total Offense	99	86	20
Scoring Offense	104	85	29
Rushing Defense	118	85	42
Pass Efficiency Defense	112	62	9
Total Defense	113	74	31
Scoring Defense	113	98	17

NCAA FBS Ranking in each category. Red indicates top 25 ranking in category.

WE HAVE LOCATED THE RUNNING GAME

Brady Hoke and offensive coordinator Al Borges have pledged to have a balanced offensive attack since they arrived on campus. This year, Aztec fans have seen exactly what they meant.

After finishing 105th (2007), 117th (2008) and 116th (2009) in rushing offense the last three seasons, San Diego State has found its running game. Behind an offensive line that returned four starters from a year ago and spent the offseason living in the weight room, and a quartet of running backs, San Diego State has rushed for 907 yards and 13 touchdowns in its first five games of the season.

SDSU RUSHING

Category	2007	2008	2009	2010
Games	12	12	12	5
Carries	359	284	328	157
Yards	1,247	878	940	907
Touchdowns	19	11	8	13
Yards Per Carry	3.5	3.1	2.9	5.8
Yards Per Game	103.9	73.2	78.3	181.4
National Rank. - Rushing	105	117	116	36

The Aztecs currently rank 30th nationally in rushing, and the 11 rushing touchdowns are tied for 23rd. San Diego State is averaging 5.8 yards per carry, which is the 12th-highest average in the country.

San Diego State rushed for 200 or more yards in the first three games of the season, marking the first time the Aztecs cleared 200 yards rushing in three consecutive games since 1998.

Other notes on the ground game: San Diego State ranks 36th nationally in rushing offense (181.40), 23rd in rushing touchdowns (13) and 12th in rushing yards per carry (5.78)... San Diego State needs just 33 rushing yards to equal its entire 2009 total of 940 yards... Last week, San Diego State's streak of consecutive games with at least 100 yards rushing was snapped at five games (it was the longest streak since Nov. 25, 2006 through Sept. 22, 2007)... The 13 rushing touchdowns this season equals the total San Diego State produced in the 16 games prior to this season... Last season, the Aztecs rushed for eight touchdowns in 12 games.

MEET RONNIE HILLMAN



True freshman running back Ronnie Hillman has a 228-yard rushing game against 25th-ranked Missouri, two 150-yard rushing games and two Mountain West Conference offensive player of the week honors in his first five games at the collegiate level.

HILLMAN IN NCAA STATS

Category	No.	NCAA Rk.	NCAA Fr. Rk.
Rushing Yards Per Game	118.0	12th	2nd
Rushing Touchdowns	8	12th	2nd
Rushing Yards Per Carry*	6.32	13th	2nd

* - min. 100 yards per game.

The true freshman has 594 yards rushing and eight touchdowns through the first five games of his career.

Against Missouri, Hillman became the 17th player in school history to record a 200-yard rushing game. With consecutive 100-yard efforts, he is now tied for 26th place in school history with two 100-yard rushing games.

Through five games, Hillman has carried 94 times for 594 yards, an average of 6.3 yards per carry. The freshman already has eight rushing touchdowns, four more than any Aztec player had in 2009.

Among his classmates nationally, Hillman is second in rushing yards, rushing touchdowns and yards per carry.

at New Mexico State: Had a game to remember against New Mexico State, carrying 22 times for 150 yards and four second-half touchdowns in just his second college game. He became the 71st player to record a 100-yard rushing game in Aztec history and it was just the 81st time in school history that a player rushed for 150 or more yards.

at No. 25 Missouri: Torched the defense of a top-25 team by rushing for 228 yards and two touchdowns on 23 carries. Produced the longest rush by a player in an NCAA game this season with his 93-yard fourth-quarter touchdown. He also had a 75-yard touchdown run, which currently ranks as the 10th longest rush in an NCAA game this season.

NCAA Freshmen Class Leaders - Rushing Yards

Rk.	Name, School	Gm	Carries	Net	TDs	Yards Per Game
1.	Taylor Martinez, Nebraska	5	68	737	12	147.40
2.	Ronnie Hillman, San Diego State	5	94	594	8	118.80
3.	Marcus Lattimore, South Carolina	5	107	459	8	91.80
4.	Le'Veon Bell, Michigan State	6	71	549	8	91.50
5.	James Sims, Kansas	4	67	329	3	82.25

With 594 yards to date, Hillman would need to average 58.0 yards over the remaining seven games to become the third San Diego State freshman to rush for 1,000 yards. Marshall Faulk in 1991 and Lynell Hamilton in 2003 are the only Aztecs to break the 1K yard total in their freshman campaign.

NOT THE SAME OLD RESULT

Although there was major disappointment on Sept. 18 when San Diego State was unable to hold a fourth-quarter lead against 25th-ranked Missouri, it did represent yet another significant step in the progress the program has taken under second-year head coach Brady Hoke.

Here are a few notes from the game in Columbia.

► San Diego State's fourth-quarter lead was its first against a top-25 team since the Aztecs' last win over a ranked team on Nov. 7, 1996. That day, SDSU defeated No. 16/15 Wyoming, 28-24. The Aztecs had not held a fourth-quarter lead in its previous 24 games against nationally ranked teams.

► San Diego State held a fourth quarter lead over a nationally-ranked opponent on the road for the first time since owning a seven-point lead at 19th-ranked Iowa State on Sept. 16, 1978. The Aztecs lost that game, 14-13.

NCAA FBS RUSHING YPC

Rk.	Team	Carries	Yds.	YPC
1.	Nebraska	218	1,688	7.74
2.	Michigan	262	1,784	6.81
3.	Nevada	283	1,886	6.66
4.	Oregon	292	1,907	6.53
5.	Southern California	212	1,280	6.04
6.	Florida State	224	1,341	5.99
7.	TCU	282	1,672	5.93
8.	Air Force	360	2,116	5.88
9.	Auburn	284	1,656	5.83
	Northern Illinois	243	1,417	5.83
11.	Boise State	194	1,124	5.79
12.	San Diego State	157	907	5.78

SDSU CAREER RECORD BOOK

RECEIVING YARDS

Pl.	Player, Seasons	Yards
1.	J.R. Tolver, 1999-00-01-02	3,572
2.	Damay Scott, 1991-92-93	3,139
3.	Will Blackwell, 1994-95-96	2,896
4.	Jeff Webb, 2001-03-04-05	2,890
5.	Patrick Rowe, 1987-88-90-91	2,678
6.	Az Hakim, 1994-95-96-97	2,622
7.	Tim Delaney, 1968-69-70	2,535
8.	Monty Gilbreath, 1986-87-88-89	2,241
9.	Vincent Brown, 2007-08-09-10	2,191
10.	Gary Garrison, 1964-65	2,188
11.	Vince Warren, 1982-83-84-85	2,134

RECEIVING TOUCHDOWNS

Pl.	Player, Seasons	TDs
1.	Tom Reynolds, 1969-70-71	31
2.	Gary Garrison, 1964-65	26
3.	Will Blackwell, 1994-95-96	25
	Damay Scott, 1991-92-93	25
5.	Az Hakim, 1994-95-96-97	21
6.	Jeff Webb, 2001-03-05-05	20
	Tim Delaney, 1968-69-70	20
8.	J.R. Tolver, 1999-00-01-02	18
9.	Jimmy Raye, 1988-89-90	17
10.	Vincent Brown, 2007-08-09-10	16
11.	Ronnie Smith, 1976-77	14
	Vince Warren, 1982-83-84-85	14
nr.	DeMarco Sampson, 2005-08-09-10	12

TOTAL OFFENSE

Pl.	Player, Seasons	Total Off.
1.	Todd Santos, 1984-85-86-87	10,513
2.	Kevin O'Connell, 2004-05-06-07	9,001
3.	Billy Blanton, 1993-94-95-96	8,014
4.	Dan McGwire, 1989-90	7,087
5.	Ryan Lindley, 2008-09-10	6,896
6.	David Lowery, 1989-91-92-93	5,930
7.	Brian Sipe, 1969-70-71	5,374
8.	Dennis Shaw, 1968-69	5,371
9.	Adam Hall, 2001-02-03	5,007
10.	Matt Kofler, 1980-81	4,691

PUNTING YARDS

Pl.	Player, Seasons	Yards
1.	Wayne Ross, 1984-85-86-87	10,402
2.	Michael Hughes, 2004-05-06-07	9,768
3.	Brian Simnjanovski, 1999-00-01-02	7,627
4.	Brian Stahovich, 2008-09-10	6,600
5.	Mike Jezulin, 1980-81	5,794
6.	Don Copeland, 1997-98	5,318
7.	Tim Thorn, 1972-73-74	5,157
8.	Willie Buchanon, 1970-71	4,751
9.	Noel Prefontaine, 1995-96	4,469
10.	Joe Santos, 1988-89	4,287

AZTECS IN THE NFL

Player	Pos.	NFL Team
Russell Allen	LB	Jacksonville Jaguars
Antwan Applewhite	LB	San Diego Chargers
Brandyn Dombrowski	OT	San Diego Chargers*
Heath Farwell	LB	Minnesota Vikings
Freddy Keiaho	LB	Jacksonville Jaguars^
Lance Louis	G	Chicago Bears*
Matt McCoy	LB	Seattle Seahawks
Kirk Morrison	LB	Jacksonville Jaguars*
Kevin O'Connell	QB	New York Jets^
Kassim Osgood	WR	Jacksonville Jaguars
Chester Pitts	G	Seattle Seahawks
Chaz Schilens	WR	Oakland Raiders*
Brett Swain	WR	Green Bay Packers
Roberto Wallace	WR	Miami Dolphins

Practice Squad: Will Robinson (Redskins)

^= injured reserve, *=currently listed as a starter on team depth-chart (via official team website)

2010 HONORARY WARRIORS

Name	Yrs. a SDSU	Game
Marshall Faulk	1991-92-93	Nicholls State
Dennis Shaw	1968-69	Utah State

- ▶ San Diego State had a fourth-quarter lead and ended up losing to 25th-ranked Missouri by just three points. In its previous seven games against nationally ranked teams, the Aztecs lost by a combined score of 335-123. That is an average margin of defeat of 30.3 points per game. In six of the previous seven encounters with nationally ranked opponents, San Diego State lost by at least 21 points.
- ▶ In 61 all-time games against nationally-ranked teams, Sept. 18 marked just the 14th time in school history that the Aztecs have not had a disadvantage in total offense. Both Missouri and San Diego State amassed 440 yards of total offense.
- ▶ The +2 turnover margin against Missouri is the second-highest turnover margin against a nationally ranked team in school history, trailing only a +3 effort against 20th-ranked Brigham Young on Nov. 5, 1988.
- ▶ The 27 points allowed by the Aztec defense are the fewest against a nationally ranked foe since allowing 23 to No. 20 TCU on Oct. 29, 2005. In the seven games between those two contests, the Aztec defense averaged 47.9 points allowed.

THREE AZTECS ON WATCH LISTS

San Diego State placed three student-athletes on preseason national award watch lists in 2010. Senior wide receiver Vincent Brown, senior center Trask Iosefa and senior tight end Alston Umuolo are on the initial short list for their positions' top honor.

Vincent Brown (Rancho Cucamonga, Calif.) is one of 51 candidates for the 2010 Biletnikoff Award, which is given annually to the nation's most outstanding college football wide receiver. Brown was one of 10 semifinalists for the same honor a year ago and is the first Aztec to be nominated for the award twice in his career. The 6-0 wideout entered the upcoming season with 140 career catches for 1,758 yards and 13 touchdowns. In 2009, he had 45 receptions for 778 yards and six touchdowns before suffering a season-ending injury against Colorado State. Despite only playing seven outings, he was still tabbed a second-team all-conference selection.

Trask Iosefa (Ewa Beach, Hawaii) is one of just 37 players to be named to the 2010 Fall Watch List for the Rimington Trophy, awarded annually to the nation's best center. Iosefa entered the 2010 campaign having made 36 consecutive starts, the most on the team. The three-year starter has played in every game since the beginning of the 2008 season. He was also on the Rimington Trophy watch list in 2009.

Alston Umuolo (Phoenix, Ariz.) is one of 32 candidates on the 2010 John Mackey Award Watch List, presented annually to the nation's top tight end. Umuolo, who earned a position on the preseason all-Mountain West Conference team as selected by the media at media day, has established himself as one of the premier tight ends in the nation. Last season, he caught a career-high 22 passes for 243 yards and three touchdowns. In 33 career games, the senior has 42 receptions for 420 yards.

Aztecs on National Watch Lists

Name	Position	Award	Note
Vincent Brown	WR	Biletnikoff	Was one of 10 semifinalists for the honor before getting hurt last season
Trask Iosefa	C	Rimington	Started all 36 games at center since arriving on campus prior to '07 season
Alston Umuolo	TE	Mackey	His 6-4, 255-pound frame make him a blocking force; 22 receptions in '09

THREE AZTECS NAMED TO PRESEASON MWC TEAM

San Diego State football was tabbed for a sixth-place finish and senior wide receiver Vincent Brown, senior tight end Alston Umuolo and junior punter Brian Stahovich were all named to the preseason all-Mountain West Conference team, according to the annual preseason media survey conducted by the league office. The 26-member all-conference squad and predicted league finish were released July 27 at the MWC's annual media day in Las Vegas.

The sixth-place ranking in the preseason poll was the highest for an Aztec team since also being selected sixth prior to the 2006 campaign. San Diego State has finished at or higher than its projected preseason ranking in four of the last five seasons.

With three members on the all-conference team, San Diego State equaled its combined representation in the previous four seasons (2006-09) and placed multiple individuals on the squad for the first time since four Aztecs - Lynell Hamilton, Mike Kracalik, Matt McCoy and Kirk Morrison - earned spots on the 2004 squad.

Brown was one of the top receivers in the country last season before suffering a season-ending thumb injury. Nonetheless, he earned second-team all-conference honors and enters his final year with 140 receptions, 1,758 receiving yards and 13 touchdowns receiving. Brown is on the preseason all-conference list for the second consecutive season, the first SDSU player to do so since current New Orleans Saints running back Lynell Hamilton was tabbed in 2004 and 2005.

Despite playing his home games at sea level, Stahovich was one of the nation's top punters a year ago as a sophomore. In 2009, he averaged 43.8 yards per kick and had 13 of his boots downed inside the 20. He was 13th in the country a year ago in punting average.

With 33 career games played, Umuolo has established himself as one of the premier tight ends on the West coast. Last season, he caught a career-high 22 passes for 243 yards and three touchdowns.

Defending MWC champion TCU, which finished 2009 with an 8-0 conference record (12-1 overall) and a No. 6 national ranking, was picked to win the league and received all 31 first-place votes. The Horned Frogs were followed by Utah (242 points), BYU (207 points), Air Force (195 points) and Wyoming (147 points). Colorado State (7th - 96 pts.), UNLV (8th - 56 pts.) and New Mexico (9th - 45 pts.) rounded out the poll.



BRADY HOKE

Won a national championship as an assistant coach at Michigan in 1997

Delivered the Top 10 list on the Late Show with David Letterman on Dec. 8, 2008

Makes homemade pizza every Thursday night during the season, a tradition that dates back to his days as high school coach in Ohio

AT SAN DIEGO STATE:

- ▶ Became San Diego State's 17th head football coach on Dec. 16, 2008.
- ▶ Of the 22 new head coaches in 2009, he was the only one to receive multiple votes for Associated Press coach of the year in 2008.
- ▶ He is one of 12 current head coaches who also serves as a position coach.
- ▶ One of three first-year coaches in 2009 who doubled his schools' win total from the previous season.

AT BALL STATE:

- ▶ Guided Ball State to a 12-1 record and an appearance in the GMAC Bowl in 2008. The Cardinals were One of 10 finalists for the 2008 Liberty Mutual National Coach of the Year award.
- ▶ Was named Mid-American Coach of the Year in 2008 and American Football Coaches Association Football Bowl Subdivision Region 3 Coach of the Year.
- ▶ Served as head coach at Ball State University in Muncie, Ind., for the last six seasons, leading the Cardinals to a pair of bowl game appearances.
- ▶ In his sixth and final year as head coach of the Cardinals, Hoke guided Ball State to its best season in program history, recording a school-record 12 wins and completing an undefeated Mid-American Conference regular-season campaign with an 8-0 mark in 2008.
- ▶ Ball State made its' first-ever appearance in the national polls a year ago, ranking as high as 12th by the Associated Press and 13th in the *USA Today* Coaches poll.
- ▶ Hoke led the Cardinals to back-to-back bowl game appearances (2007-08), the first time the feat has happened in school history. The 2008 team, which also advanced to its first MAC championship contest, earned an invitation to the GMAC Bowl in Alabama in early January.
- ▶ Ball State won its 12 games by an average of 21 points and scored a school-record 476 points, including a program-best 62 touchdowns with Hoke at the helm.
- ▶ A year ago, the Cardinals were 11th in the nation in total offense, averaging just over 450 yards per contest. They were also fifth in sacks allowed (0.92), sixth in passing efficiency (164.4) and first in fewest penalties per game (2.77) through their first 13 games.
- ▶ In 2007, Ball State made its first bowl game appearance in 11 years, earning a bid to the International Bowl in Toronto as MAC co-west division champions. The Cardinals finished with a 7-6 overall record, including a 5-2 mark in conference action, and had four players earn first-team all-league accolades.

PLAYING EXPERIENCE:

- ▶ Hoke was a defensive standout for Ball State as a student-athlete, lettering four times from 1977-80, and serving as team captain as a senior.
- ▶ His junior campaign, Hoke posted 95 tackles and as a senior, he had a team-best 150 stops to rank sixth in the MAC and garner second-team all-league honors.
- ▶ As a sophomore, he ranked third on the team in tackles and helped the Cardinals to the 1978 MAC championship with an 8-0 record, the only other time Ball State finished a league campaign undefeated prior to 2008.
- ▶ Hoke earned his bachelor's degree in criminal justice from Ball State in 1982.

PERSONAL:

- ▶ Hoke is married to the former Laura Homberger and the couple has a daughter, Kelly. His brother, Jon, was an assistant coach at San Diego State from 1987-88 under Denny Stolz, and is currently the defensive backs coach with the Chicago Bears.

■ Brady Hoke Head Coaching Record

Year	Record	League	Finish	Home	Away	Neutral	Bowl Game
2003	Ball State	4-8	3-5	5th	3-3	1-5	0-0
2004	Ball State	2-9	2-6	6th	2-3	0-6	0-0
2005	Ball State	4-7	4-4	5th	1-3	3-4	0-0
2006	Ball State	5-7	5-3	T-3rd	2-4	3-3	0-0
2007	Ball State	7-6	5-2	T-1st	3-2	4-3	0-1 International Bowl, Rutgers (L, 30-52)
2008	Ball State	12-1	8-0	1st	6-0	6-0	0-1 GMAC Bowl (Did not coach in bowl game.)
2009	San Diego State	4-8	2-6	7th	3-3	1-5	0-0
2010	San Diego State	3-2	0-1		2-0	1-2	0-0
Totals		41-48	29-27		22-18	19-28	0-2

HOKE SITUATIONAL RECORD

Overall	41-48
at San Diego State	7-10
at Ball State	34-38
Home	22-18
San Diego	5-3
Muncie, Ind.	17-15
Road	19-28
at San Diego State	2-7
Neutral	0-2
Scoring 41+ Points	15-0
Scoring 20+ Points	40-28
Allowing 20- Points	27-3
Conference Games	29-27
Home	15-13
MWC Games	2-7
Home	1-3
3-Point or Closer	6-6
7-Point or Closer	12-12

HEAD COACHES/POSITION COACHES

12 Total

Arkansas State	Steve Roberts	Sp. Tms.
Ball State	Stan Parrish	QB
Brigham Young	Bronco Mendenhall	DT
UConn	Randy Edsall	S
Kent State	Doug Martin	QB
Louisiana	Rickey Bustle	PK, LS, PR
Louisiana-Monroe	Todd Berry	QB
Nevada	Chris Ault	QB
San Diego State	Brady Hoke	DL
Tulsa	Todd Graham	S
Utah State	Gary Andersen	DT
Virginia Tech	Frank Beamer	K

AZTEC COACHING STAFF



Brady Hoke

FIELD

Head Coach, 2nd Year (Ball State '82)

- ▶ Doubled SDSU's win total from the year before in his first season on The Mesa.
- ▶ One of 10 finalists for the 2008 Liberty Mutual National Coach of the Year award in his final year at Ball State.

▶ Ball State made its' first-ever appearance in the national polls a year ago, ranking as high as 12th by the Associated Press and 13th in the USA Today Coaches poll.



Al Borges

BOX

Off. Coordinator, 2nd Year (Chico St. '81)

- ▶ Al Borges has 23 years of service as an offensive coordinator at the NCAA level.
- ▶ Borges helped Auburn compile a four-year record of 41-9 and post a 2-1 record in bowl games. He was tabbed the Offensive Coordinator of the Year by Rivals.com in 2005.

▶ While at UCLA from 1996-2000, Borges was twice a finalist for the Frank Boyles Assistant Coach of the Year award.



Rocky Long

FIELD

Def. Coordinator, 2nd Year (New Mexico '74)

- ▶ Came to SDSU in December of 2008, after serving as head coach at New Mexico for the last 11 years.
- ▶ Amassed the most victories of any Mountain West Conference head coach in the league's history. Was tabbed the league's coach of the year in 2002.

▶ While at New Mexico, he coached 12 players selected in the NFL Draft, 10 players who earned All-America honors since 2001 and had a MWC-high 34 first-team all-conference selections since 2003.



Jeff Hecklinski

BOX

Asst. HC/RBs, 2nd Year (W. Illinois '97)

- ▶ The Western Illinois graduate joined Aztec head coach Brady Hoke at Ball State in 2004 as the team's receivers coach, before taking on added duties with recruiting in 2008.

▶ Before moving to Ball State, was the quarterbacks coach and passing game coordinator at Arizona in 2003.

▶ Standout quarterback at Western Illinois, throwing for over 5,980 yards to rank second in the school's career record book.



Dan Ferrigno

FIELD

TEs/Special Teams, 2nd Year (SF St. '77)

- ▶ Has spent 22 seasons as an assistant coach in the Pac-10 Conference at Cal, Oregon, Oregon State and USC.
- ▶ Most recently, returned to Cal for his third stint in Berkeley to coach the Golden Bear wide receivers in '06-07.

▶ Was on staff with Brady Hoke and Rocky Long at Oregon State.
▶ Spent nine seasons with the Beavers, tutoring the running backs, defensive backs, linebackers and special teams.



Darrell Funk

FIELD

Offensive Line, 2nd Year (CSU '88, Illinois '90)

- ▶ A graduate of CSU and former assistant at his alma mater from '03-07, coaching the Aztecs' offensive line after spending 2008 as Ball State's offensive line coach.
- ▶ The Fort Collins, Colo., native spent five seasons at CSU under head coach Sonny Lubick.

▶ Three-year starter at CSU from '83-86, playing on both the offensive and defensive line and at tight end.



LeCharls McDaniel

FIELD

Wide Receivers, 10th Year (Cal Poly '81)

- ▶ In his third stint at SDSU, having coached the wide receivers (2002 and 2006), running backs (2005) and secondary/special teams ('94-96).

▶ Has also coached at Oregon State (STs/TEs), Cal (STs), Washington Redskins (STs), Phoenix Cardinals (WRs), Cal Poly (Sec/STs), San Diego Chargers (Asst. STs) and Hartnell College (Sec).

▶ Honorable mention All-American as a senior cornerback in 1980.



Brian Sipe

FIELD

Quarterbacks, 2nd Year (San Diego State)

- ▶ Played for legendary SDSU coach Don Coryell and was the Aztecs' leading passer in '70 and '71. In '70, he directed SDSU to a 9-2 record as the Aztecs spent eight weeks ranked among the nation's top 20.

▶ As a junior, he was an honorable mention All-American by the AP after throwing for 2,618 yards and 23 TDs.

▶ In 1980, he earned league MVP honors and was named first-team all-pro, leading the Browns to an 11-5 record.



Mark Smith

FIELD

LBs, 2nd Year (Purdue '79, Bowling Green '83)

- ▶ Spent the last seven seasons as Brady Hoke's defensive coordinator and linebackers coach at Ball State.
- ▶ Has been a defensive coordinator on the collegiate level for 10 years overall.

▶ Before moving to Muncie, Smith was an assistant coach at Indiana State for 15 years, including the last two as defensive coordinator of the Sycamores, where he helped tutor six All-Americans including NFL Draft pick Dan Brandenburg.



Tony White

BOX

Cornerbacks, 2nd Year (UCLA '02)

- ▶ Came to San Diego State after spending 2008 alongside current Aztec defensive coordinator Rocky Long at New Mexico. White was in charge of the Lobos' linebackers.

▶ In 2008, White coached two honorable mention all-conference linebackers in Zach Arnett and Herbert Felder.

▶ Was a three-year starter and four-year letterman at outside linebacker for UCLA from 1997-2000.

SAN DIEGO STATE ROSTER

Alphabetical

No.	Name	Pos.
26	Andrews, Marcus	DB
44	Andrews, Rob	LB
49	Autele, J.J.	DL
54	Barksdale, Demetrius	LB
92	Beed, Everett	DL
86	• Ben-Ron, Jesse	DL
20	Berhe, Nat	DB
12	• Bernards, Jake	QB
58	Brewer, Aaron	LS
30	Brown, Davon	RB
80	Brown, Vincent	WR
9	Burris, Miles	LB
16	Clark, Ryne	QB
67	Corbett, Garrett	OL
11	Davis, Brandon	DB
17	Deakin, Doug	WR
84	Denso, Dylan	WR
64	Dilley, Zach	OL
13	• Dingwell, Adam	QB
60	Draheim, Tommie	QB
46	Driver, Jacob	LB
68	Embernate, Nik	OL
88	Escobar, Gavin	TE
73	Farr, Kellen	OL
63	Feaster, Andrew	LB
56	Fely, Jake	LB
19	Forni, Chris	WR
98	Galea, Cody	DL
96	Galea, Kenneth	DL
66	Gauld, Riley	OL
57	Gavert, Josh	LB
45	Ghandour, John	TE
93	Gibbs, Larry	DL
50	• Gordert, Chris	DL
65	Gordon, Japheth	OL
75	Grassilli, Leo	OL
21	• Gregorio, Robert	WR
79	Gunther, Kurtis	OL
37	Harris, Vaness	LB
43	• Heers, Brice	FB
5	Hemmings, Dey Juan	DB
89	Hewitt, Hunter	TE
13	• Hillman, Ronnie	RB
35	Holder, King	DB
4	Horn, Romeo	DB
50	• Iosefa, Trask	OL
95	Jackson, Perry	DL
71	Johnson, Alec	OL
81	Jones, Marven	WR
34	• Kazee, Walter	RB
21	• Keels, Mahbu	DB
31	Ketchum, Logan	LB
62	Koletsky, Brandon	LS
40	• Lamar, David	WR
99	Lawson, Ernie	DL
6	Lemon, Gabe	DB
3	Lewis, Darryn	DB
14	• Lindley, Ryan	QB
24	Lockett, Colin	DB
94	Long, Jerome	DL
7	• Mack, Derek	DB
74	Matamua, Mike	OL
2	McFadden, Leon	DB
32	Miller, Anthony	RB
51	Miller, Jimmy	OL
18	• Morrison, Colton	QB
48	Moses, Eron	DL
39	• Muema, Adam	RB

Numerical

No.	Name	Pos.	Ht.	Wt.	Yr.	Exp.	Hometown (High School/College)
1	DeMarco Sampson	WR	6-2	205	Sr.	3L	Chula Vista, Calif. (Castle Park High)
2	Leon McFadden	DB	5-10	180	So.	1L	Inglewood, Calif. (St. John Bosco High)
3	Darryn Lewis	DB	5-9	170	Sr.	2L	Elk Grove, Calif. (Franklin High)
4	Romeo Horn	DB	6-0	185	Jr.	2L	Fresno, Calif. (Edison High)
5	Dey Juan Hemmings	DB	5-11	205	Sr.	3L	San Bernardino, Calif. (Rialto High)
6	Gabe Lemon	DB	5-10	190	Fr.	RS	Mission Viejo, Calif. (Lutheran High)
7	Derek Mack	DB	5-7	160	So.	SQ	Spring Valley, Calif. (Otay Ranch High)
7	Alston Umuolo	TE	6-4	255	Sr.	3L	Phoenix, Ariz. (Centennial High)
9	Miles Burris	LB	6-3	235	Jr.	2L	Granite Bay, Calif. (Granite Bay High)
10	Josh O'Brien	TE	6-4	230	Sr.	SQ	Del Mar, Calif. (Santa Fe Christian High)
11	Brandon Davis	DB	6-2	190	Jr.	2L	Oakland, Calif. (Castlemont High)
12	Jake Bernards	QB	6-5	210	Fr.	RS	Valencia, Calif. (West Ranch High)
12	Josh Wade	DB	6-0	180	So.	1L	San Diego, Calif. (Point Loma High)
13	Adam Dingwell	QB	6-4	195	Fr.	HS	Rockwall, Texas (Rockwall High)
13	Ronnie Hillman	RB	5-10	185	Fr.	HS	La Habra, Calif. (La Habra High)
14	Ryan Lindley	QB	6-4	220	Jr.	2L	Alpine, Calif. (El Capitan High)
14	Brian Stahovich	P	6-0	190	Jr.	2L	Solana Beach, Calif. (Cathedral Catholic High)
15	Jose Perez	DB	6-1	180	Sr.	2L	Oceanside, Calif. (Oceanside High)
16	Ryne Clark	QB	6-2	205	Fr.	RS	Palm Desert, Calif. (Palm Desert High)
17	Doug Deakin	WR	6-0	185	Sr.	1L	Oak Park, Calif. (Oak Park High)
18	Colton Morrison	QB	6-5	210	Fr.	HS	Oceanside, Calif. (El Camino High)
18	Dominique Sandifer	WR	6-0	190	So.	1L	Gardena, Calif. (Beverly Hills High)
19	Chris Forni	WR	6-3	190	Jr.	TR	Petaluma, Calif. (Casa Grande High/San Francisco CC)
20	Nat Berhe	DB	5-10	185	Fr.	RS	Colton, Calif. (Colton High)
21	Robert Gregorio	WR	5-10	170	So.	SQ	Rolling Hills, Calif. (Palos Verdes High)
21	Mahbu Keels	DB	6-1	170	Fr.	HS	San Diego, Calif. (Mission Bay High)
22	Andrew Preston	DB	6-1	210	Sr.	3L	Centennial, Colo. (Arapahoe High)
23	Brandon Sullivan	RB	5-11	215	Sr.	3L	Poway, Calif. (Poway High)
24	Colin Lockett	DB	6-0	185	Fr.	RS	Diamond Bar, Calif. (Diamond Bar High)
26	Marcus Andrews	DB	6-0	190	Fr.	RS	Los Angeles, Calif. (Crenshaw High)
27	Eric Pinkins	DB	6-3	200	So.	1L	Sacramento, Calif. (Inderkum High)
29	Larry Parker	DB	5-11	170	Jr.	1L	San Diego, Calif. (St. Augustine High/Grossmont JC)
29	Bryan Shields	K	6-1	195	Sr.	SQ	Bonita, Calif. (Bonita Vista High/Utah State)
30	Davon Brown	RB	5-9	190	Sr.	3L	Torrance, Calif. (South High)
31	Logan Ketchum	LB	6-3	220	Jr.	1L	Oak Park, Calif. (Oak Park High)
32	Anthony Miller	RB	6-0	225	So.	1L	Dallas, Texas (Carter High)
33	Colin Shumate	LB	6-2	220	So.	SQ	Las Vegas, Nev. (Las Vegas High)
34	Walter Kazee	RB	5-9	180	So.	1L	San Bernardino, Calif. (Cajon High)
34	J.J. Whittaker	DB	5-10	175	Fr.	HS	Oceanside, Calif. (Oceanside High)
35	King Holder	DB	5-10	170	Fr.	HS	Oceanside, Calif. (Oceanside High)
36	Nick Tenhaeff	LB	6-2	210	Fr.	RS	Atascadero, Calif. (Atascadero High)
37	Vaness Harris	LB	6-2	245	Fr.	RS	Los Angeles, Calif. (Dorsey High)
38	Abel Perez	K	6-1	225	Jr.	TR	Chula Vista, Calif. (Castle Park High/Southwestern College)
39	Adam Muema	RB	5-10	205	Fr.	HS	Covina, Calif. (Charter Oak High)
39	Rene Siluano	DB	5-10	190	Fr.	HS	Oceanside, Calif. (Oceanside High)
40	David Lamar	WR	6-2	170	Fr.	HS	San Diego, Calif. (Madison High)
40	Chad Young	FB	5-11	240	Fr.	RS	La Verne, Calif. (Glendora High)
41	Marcus Russell	WR	5-11	190	Jr.	TR	Fresno, Calif. (Buchanan High/Fresno City College)
41	Khalid Stevens	DB	5-11	195	So.	SQ	Pacific Palisades, Calif. (Palisades High)
42	Brandon Turner	WR	6-3	195	Fr.	HS	Orange, Calif. (Orange Lutheran High)
43	Brice Heers	FB	5-11	215	Fr.	RS	Encinitas, Calif. (Santa Fe Christian High)
43	Ross Williams	DB	6-3	210	So.	SQ	Rancho Santa Margarita, Calif. (Mission Viejo High)
44	Rob Andrews	LB	6-2	220	So.	1L	Pleasanton, Calif. (Foothill High)
45	John Ghandour	TE	6-4	245	Fr.	HS	La Habra, Calif. (La Habra High)
46	Jacob Driver	LB	6-2	205	Fr.	RS	Carlsbad, Calif. (La Costa Canyon High)
47	Jacob Tauanuu	DL	6-1	260	Sr.	1L	San Diego, Calif. (Helix High/UAB)
48	Eron Moses	DL	6-4	250	Jr.	SQ	Yorba Linda, Calif. (Esperanza High)
49	J.J. Autele	DL	6-1	250	Jr.	1L	Waipahu, Hawaii (Punahou High)
50	Chris Gordert	LB	6-0	230	So.	SQ	Honolulu, Hawaii (Mira Mesa High (Calif.))
50	Trask Iosefa	OL	6-0	300	Sr.	3L	Ewa Beach, Hawaii (Punahou High)
51	Jimmy Miller	OL	6-3	290	So.	SQ	Denver, Colo. (J.K. Mullen High)
52	Marcus Yarbrough	LB	6-2	230	Sr.	3L	San Diego, Calif. (Eastlake High)
53	Emilio Rivera	OL	6-4	305	Jr.	2L	Sylmar, Calif. (Sylmar High)
54	Demetrius Barksdale	LB	6-3	210	Jr.	1L	San Diego, Calif. (University City High)
55	Neil Spencer	DL	6-2	280	Jr.	1L	Las Vegas, Nev. (Cimarron-Memorial High)
56	Jake Fely	LB	5-10	205	Fr.	HS	Oceanside, Calif. (Oceanside High)
57	Josh Gavert	LB	6-2	190	Fr.	HS	Lakewood, Calif. (Mayfair High)
58	Aaron Brewer	LS	6-5	215	Jr.	2L	Fullerton, Calif. (Troy High)

Numerical

No.	Name	Pos.	Ht.	Wt.	Yr.	Exp.	Hometown (High School/College)
59	Jordan Thomas	DL	6-1	240	Fr.	HS	Redlands, Calif. (Redlands High)
60	Tommie Draheim	OL	6-4	300	Jr.	1L	Lakeside, Calif. (El Capitan High)
62	Brandon Koletsky	LS	6-2	220	Fr.	HS	Encino, Calif. (Campbell Hall High)
63	Andrew Feaster	LB	6-0	195	So.	TR	Chula Vista, Calif. (Eastlake High/Southwestern College)
64	Zack Dilley	OL	6-5	280	Fr.	HS	Menifee, Calif. (Paloma Valley High)
65	Japheth Gordon	OL	6-3	285	Fr.	RS	Canyon Country, Calif. (Canyon High)
66	Riley Gauld	OL	6-5	300	Jr.	TR	Santa Maria, Calif. (Santa Ynez High/Allan Hancock College)
67	Garrett Corbett	OL	6-5	270	Fr.	HS	Sparks, Nev. (Reed High)
68	Nik Embernate	OL	6-4	305	So.	1L	Yucaipa, Calif. (Yucaipa High)
70	Juan Roman	OL	6-3	280	Fr.	RS	San Diego, Calif. (Serra High)
71	Alec Johnson	OL	6-3	295	So.	SQ	Denver, Colo. (J.K. Mullen High)
72	Tom Rische	OL	6-4	305	Sr.	SQ	Fresno, Calif. (Bullard High)
73	Kellen Farr	OL	6-7	300	Jr.	1L	Mesa, Ariz. (Red Mountain High)
74	Mike Matamua	OL	6-4	300	Jr.	1L	Kapolei, Hawaii (Kapolei High)
75	Leo Grassilli	OL	6-3	290	Jr.	SQ	Woodbridge, Va. (Hylton High)
79	Kurtis Gunther	OL	6-8	290	Jr.	1L	Camarillo, Calif. (Adolfo Camarillo High)
80	Vincent Brown	WR	6-0	195	Sr.	3L	Rancho Cucamonga, Calif. (Rancho Cucamonga High)
81	Marven Jones	WR	6-4	205	Fr.	RS	San Diego, Calif. (Kearny High)
82	Jay Waddell	WR	6-0	175	Fr.	HS	Hesperia, Calif. (Hesperia High)
83	Osmond Nicholas	WR	6-3	210	Fr.	RS	Oceanside, Calif. (Oceanside High)
84	Dylan Denso	WR	6-2	205	Fr.	RS	Dana Point, Calif. (Dana Hills High)
85	D.J. Shields	TE	6-4	240	So.	1L	Bonita, Calif. (Bonita Vista High)
86	Jesse Ben-Ron	DL	6-3	245	Fr.	RS	Anaheim, Calif. (Loara High)
86	Ezell Ruffin	WR	6-1	190	Fr.	HS	Long Beach, Calif. (Woodrow Wilson High)
87	Bryce Quigley	TE	6-5	240	Fr.	HS	Apple Valley, Calif. (Granite Hills High)
88	Gavin Escobar	TE	6-6	245	Fr.	RS	Rancho Santa Margarita, Calif. (Santa Margarita Catholic High)
89	Hunter Hewitt	TE	6-5	245	So.	1L	Lafayette, Calif. (Acalanes High)
90	B.J. Williams	DL	6-3	250	Sr.	3L	Aurora, Colo. (Eaglecrest High)
91	Frederick Trujillo	DL	6-1	225	So.	SQ	Albuquerque, N.M. (Highland High)
92	Everett Beed	DL	6-3	225	Fr.	HS	Phelan, Calif. (Serrano High)
93	Larry Gibbs	DL	6-0	245	Jr.	SQ	Riverside, Calif. (Riverside Ramona High)
94	Jerome Long	DL	6-5	280	Jr.	2L	Los Osos, Calif. (Morro Bay High)
95	Perry Jackson	DL	6-2	245	Jr.	TR	Roseville, Calif. (Laguna Creek High/Sierra JC)
96	Kenneth Galea'i	DL	6-1	280	Fr.	HS	Oceanside, Calif. (Oceanside High)
97	Dontrell Onuah	DL	6-2	285	Fr.	HS	La Quinta, Calif. (La Quinta High)
98	Cody Galea	DL	6-3	240	Fr.	HS	Elk Grove, Calif. (Franklin High)
99	Ernie Lawson	DL	6-3	275	Sr.	3L	Vallejo, Calif. (St. Patrick-St. Vincent High)

Alphabetical

No.	Name	Pos.
83	Nicholas, Osmond	WR
10	O'Brien, Josh	TE
97	Onuah, Dontrell	DL
29	♦ Parker, Larry	DB
38	Perez, Abel	K
15	Perez, Jose	DB
27	Pinkins, Eric	DB
22	Preston, Andrew	DB
87	Quigley, Bryce	TE
72	Rische, Tom	OL
53	Rivera, Emilio	OL
70	Roman, Juan	OL
86	♦ Ruffin, Ezell	WR
41	♦ Russell, Marcus	WR
1	Sampson, DeMarco	WR
18	♦ Sandifer, Dominique	WR
29	♦ Shields, Bryan	K
85	Shields, D.J.	TE
33	Shumate, Colin	LB
39	♦ Siluano, Rene	DB
55	Spencer, Neil	DL
14	♦ Stahovich, Brian	P
41	♦ Stevens, Khalid	DB
23	Sullivan, Brandon	RB
47	Tauanuu, Jacob	DL
36	Tenhaeff, Nick	LB
59	Thomas, Jordan	DL
91	Trujillo, Frederick	DL
42	Turner, Brandon	WR
7	♦ Umuolo, Alston	TE
82	Waddell, Jay	WR
12	♦ Wade, Josh	DB
34	♦ Whittaker, J.J.	DB
90	Williams, B.J.	DL
43	♦ Williams, Ross	DB
52	Yarbrough, Marcus	LB
40	♦ Young, Chad	FB

♦ - Duplicate Number

The Coaching Staff

Brady Hoke (Ball State '82) Head Coach/Defensive Line, 2nd season; **Al Borges** (Chico State '81) Offensive Coordinator, 2nd season; **Rocky Long** (New Mexico '74), Defensive Coordinator, 2nd season; **Jeff Hecklinski** (Western Illinois '97) Assistant Head Coach/Running Backs/Recruiting Coordinator, 2nd season; **Dan Ferrigno** (San Francisco State '75) Tight Ends/Special Teams, 2nd season; **Darrell Funk** (Colorado State '88) Offensive Line, 2nd season; **LeCharis McDaniel** (Cal Poly '81) Wide Receivers, 10th season; **Brian Sipe** (San Diego State) Quarterbacks, 2nd season; **Mark Smith** (Purdue '79) Linebackers, 2nd season; **Tony White** (UCLA '02) Cornerbacks, 2nd season; **Bob Lopez** (Illinois State '77) Director of Football Operations, 3rd season.

Pronunciation Guide

J.J. Autele	all-tell-EE	Japheth Gordon	JAW-phet (like prophet)	Brian Stahovich	stuh-HOV-itch
Nat Berhe	nat bur-HEY	Trask Iosefa	i-o-SEF-uh	Khalid Stevens	kuh-LEAD
Davon Brown	duh-VAUGHN	Walter Kazee	KAY-zee	Jacob Tauanuu	tao (like now)-uh-NEW-ew
Doug Deakin	DEE-kin	Mahbu Keels	Keels (like heels)	Nick Tenhaeff	ten-OFF
Tommie Draheim	DRAY-hime	Mike Matamua	mah-tah-MOO-uh	Alston Umuolo	ALL-stun OO-moo-o-low
Jake Fely	FEE-lee	Eron Moses	Aaron	Marcus Yarbrough	yar-BRO
Cody Galea	go-LAY-uh	Adam Muema	MOO-emma		
Kenneth Galea'i	nah-LEE-ah-E	Dontrell Onuah	on-nuh-HO		
Josh Gavert	GAV-ert	Tom Rische	rish-EE		
Chris Gordert	GORE-dert	Ezell Ruffin	EE-zell		
Leo Grassilli	gruh-SILL-ee	DeMarco Sampson	duh-MARK-o		
Robert Gregorio	greh-gore-EE-o	Rene Siluano	See-lou-ah-no		

SAN DIEGO STATE UPDATED BIOS



► #26 MARCUS ANDREWS

DB, 6-0, 190, Fr.-RS
Los Angeles, Calif. (Crenshaw HS)

■ 2010: Played his first career game against Nicholls, posting two solo tackles and a pass break up as a reserve ... Had another PBU in the win over New Mexico State ... Three tackles and his third pass break-up of the year at No. 25 Missouri ... Three stops for the second game in a row against Utah State ... Doubled his previous high with six tackles in the loss at BYU.

■ ANDREWS' CAREER STATISTICS

Career Statistics	G	UA-AT-TT	TFL-Yds.	Sacks	Int.	PBU	FF	FR
2010	5	8-7-15	0-0	0-0	0-0	3	0	0

■ Career/2010 Highs: Tackles: 6 at BYU (10/9/10); at Missouri (9/18/10); PBU: 1, three times.



► #44 ROB ANDREWS

LB, 6-2, 220, So.-1L
Pleasanton, Calif. (Foothill HS)

■ 2010: Recorded three stops in the opener against Nicholls ... Followed that performance up with five tackles and his first TFL against New Mexico State ... Played, but did not make a stop at No. 25 Missouri ... Two tackles in the win over Utah State ... Saw limited action at BYU and did not log a stop.

■ R. ANDREWS' CAREER STATISTICS

Career Statistics	G	UA-AT-TT	TFL-Yds.	Sacks	Int.	PBU	FF	FR
2009	5	1-1-2	0.0-0	0-0	0-0	0	0	0
2010	5	6-4-10	0.5-2	0-0	0-0	0	0	0
Totals	10	7-5-12	0.5-2	0-0	0-0	0	0	0

■ Career/2010 Highs: Tackles: 5 at NMSU (9/11/10); TFL: 0.5 at NMSU (9/11/10).



► #49 J.J. AUTELE

DL, 6-1, 250, Jr.-1L
Waipahu, Hawaii (Punahou HS)

■ 2010: Was a reserve in the season-opener vs. Nicholls, but did not tally any tackles ... First stops of the year with two in the win at NMSU, also logging a tackle for a loss of a yard ... Combined with Logan Ketchum for the first sack of his career at No. 25 Missouri ... Played but did not a stop against Utah State ... Career best with five tackles, including one for a loss, at BYU.

■ AUTELE'S CAREER STATISTICS

Career Statistics	G	UA-AT-TT	TFL-Yds.	Sacks	Int.	PBU	FF	FR
2008	4	2-1-3	0-0	0-0	0-0	0	0	0
2009	11	7-5-12	1.0-4	0-0	0-0	0	0	0
2010	5	4-4-8	2.5-3	0.5-0	0-0	0	0	0
Totals	20	13-10-23	3.5-7	0.5-0	0-0	0	0	0

■ Career Highs: Tackles: 5 at BYU (10/9/10); TFL: 1.0 at BYU (10/9/10), at NMSU (9/11/10), vs. TCU (11/7/09); Sacks: 0.5 at Missouri (9/18/10).

■ 2010 Highs: Tackles: 5 at BYU (10/9/10); TFL: 1.0 at BYU (10/9/10), at NMSU (9/11/10); Sacks: 0.5 at Missouri (9/18/10).



► #54 DEMETRIUS BARKSDALE

LB, 6-3, 210, Jr.-1L
San Diego, Calif. (University City HS)

■ 2010: Recovered his second career fumble in the opener with Nicholls, while also contributing two tackles and a pass break-up ... One assisted stop in the win at NMSU and two tackles against No. 25 Missouri ... Best game of this career thus far with six tackles, highlighted by his first sack for a loss of 14 yards, in the victory vs. Utah State ...

Three solo efforts and a TFL in the MWC opener with BYU.

■ BARKSDALE'S CAREER STATISTICS

Career Statistics	G	UA-AT-TT	TFL-Yds.	Sacks	Int.	PBU	FF	FR
2009	11	8-3-11	1.0-7	0-0	0-0	0	0	1-0
2010	5	10-4-14	2.0-15	1.0-14	0-0	1	0	1-0
Totals	16	18-7-25	3.0-22	1.0-14	0-0	1	0	2-0

■ Career Highs: Tackles: 6 vs. Utah St. (9/25/10); TFL: 1.0, three times; Sacks: 1.0 vs. Utah St. (9/25/10); PBU: 1 vs. Nicholls (9/4/10); FR: 1 vs. Nicholls (9/4/10), vs. New Mexico St. (10/3/09).

■ 2010 Highs: Tackles: 6 vs. Utah St. (9/25/10); TFL: 1.0 at BYU (10/9/10), vs. Utah St. (9/25/10); Sacks: 1.0 vs. Utah St. (9/25/10); PBU: 1 vs. Nicholls (9/4/10); FR: 1 vs. Nicholls (9/4/10).



► #12 JAKE BERNARDS

QB, 6-5, 210, Fr.-RS
Valencia, Calif. (West Ranch HS)

■ 2010: Made his first collegiate appearance in the fourth quarter against Nicholls, completing his only pass attempt for 10 yards ... Did not play at NMSU, Missouri, Utah State or BYU.

■ BERNARDS' CAREER STATISTICS

Career Statistics	G	Att.	Com.	INT	Yds.	TDs	Eff.	Tot. Off.
2010	1	1	1	0	10	0	184.00	10

■ Career/2010 Highs: Attempts: 1 vs. Nicholls (9/4/10); Completions: 1 vs. Nicholls (9/4/10); Passing Yards: 10 vs. Nicholls (9/4/10); Long Pass: 10 vs. Nicholls (9/4/10).



► #20 NAT BERGE

DB, 5-10, 185, Fr.-RS
Colton, Calif. (Colton HS)

■ 2010: Played his first collegiate game on defense and special teams vs. Nicholls, finishing with one solo stop ... Seven tackles, one TFL and recovered a fumble on punt coverage, setting up an Aztec touchdown, at New Mexico State ... Made two tackles and logged his first career PBU vs. No. 25 Missouri ... First career interception in the victory over Utah State, returning it 10 yards and also contributing four tackles ... Career high nine tackles with seven of those coming in the first half alone at BYU.

■ BERGE'S CAREER STATISTICS

Career Statistics	G	UA-AT-TT	TFL-Yds.	Sacks	Int.	PBU	FF	FR
2010	5	14-9-23	1.0-2	0-0	1-10	1	0	1-0

■ Career/2010 Highs: Tackles: 9 at BYU (10/9/10); TFL: 1.0 at NMSU (9/11/10); INT: 1 vs. Utah St. (9/25/10); PBU: 1 at Missouri (9/18/10); FR: 1 at NMSU (9/11/10).



► #30 DAVON BROWN

RB, 5-9, 190, Sr.-3L
Torrance, Calif. (South HS)

■ 2010: Outstanding first career start in the opener against Nicholls, contributing two rushing touchdowns (6, 21 yards) ... Totaled 65 rushing yards on 11 carries, both career highs, and also had a reception for 14 yards ... Starter for second straight week at New Mexico State, carrying four times for 50 yards, including a career-long 44-yard effort in the second half ... Reserve vs. No. 25 Missouri, finishing with a carry, a catch and four kick returns for 84 yards, including a 25-yarder ... Did not post a rush against Utah St., but had two kick returns for 33 yards ... One catch for nine yards in the MWC opener with BYU.

■ D. BROWN'S CAREER STATISTICS

Career Statistics	Rushing					Receiving			
	G	Att.	Yds.	TD	Avg.	No.	Yds.	TD	Avg.
2007	9	12	20	1	1.7	0	0	0	0.0
2008	6	2	1	0	0.5	1	36	0	36.0
2009	12	15	31	0	2.6	2	12	0	6.0
2010	5	16	115	2	7.2	3	30	0	10.0
Totals	32	45	167	3	3.7	6	78	0	13.0

Kickoff Returns	Att.	Yds.	TD	Avg.	Long
2007	1	18	0	18.0	18
2008	6	104	0	17.3	28
2009	8	160	0	20.0	46
2010	10	187	0	18.7	25
Totals	25	469	0	18.8	46

Career Highs: Carries: 11 vs. Nicholls (9/4/10); Rushing Yards: 65 vs. Nicholls (9/4/10); Rushing TD: 2 vs. Nicholls (9/4/10); Long Rush: 44 at NMSU (9/11/10); Receptions: 1, six times; Receiving Yards: 36 vs. Cal Poly (8/30/08); Long Reception: 36 vs. Cal Poly (8/30/08); Long Kickoff Return: 46 vs. Wyoming (11/14/09).

2010 Highs: Carries: 11 vs. Nicholls (9/4/10); Rushing Yards: 65 vs. Nicholls (9/4/10); Rushing TD: 2 vs. Nicholls (9/4/10); Long Rush: 44 at NMSU (9/11/10); Receptions: 1, three times; Receiving Yards: 14 vs. Nicholls (9/4/10); Long Reception: 14 vs. Nicholls (9/4/10); Long Kickoff Return: 25 at Missouri (9/18/10), at NMSU (9/11/10).

■ D. BROWN GAME-BY-GAME

Career Statistics	Rushing				Receiving			
	Att.	Yds.	TD	Avg.	No.	Yds.	TD	Avg.
NICHOLLS (9/4/10)*	11	65	2	5.9	1	14	0	14.0
at NMSU (9/11/10)*	4	50	0	12.5	0	0	0	0.0
at Missouri (9/18/10)	1	0	0	0.0	1	7	0	7.0
UTAH ST. (9/25/10)	0	0	0	0.0	0	0	0	0.0
at BYU (10/9/10)	0	0	0	0.0	1	9	0	9.0

* = Game started



▶ #80 VINCENT BROWN

WR, 6-0, 195, Sr.-3L, Rancho Cucamonga, Calif. (Rancho Cucamonga HS)

■ 2010: On the Biletnikoff Award watch list (top receiver) for the second year in a row ... Nine career 100-yard receiving games ... Also plays on special teams ... Starter in the opener with Nicholls, logging five receptions for 39 yards ... Five catches for the second consecutive week, just missing the century mark in receiving yardage with 99,

including a long of 55, at New Mexico State ... Third-straight game with five catches at No. 25 Missouri ... Best outing of the season thus far with his five receptions for 177 yards and two scores in the victory over Utah State ... Scored TDs on catches of 65 and 82 yards, with the latter being the longest reception of his career and fifth-longest in the country this season ... Went over the 2,000-yard mark in career receiving yards against the Aggies, becoming the 12th Aztec to reach the milestone ... Second consecutive 100-yard receiving game at BYU, posting six grabs for 101 yards and a 36-yard TD ... Did not start vs. the Cougars, the first time he has not started in a game in which he has played since 2007 ... Moved into ninth in the Aztec history in career receiving yards ... First in the MWC in receptions (5.2/g) and receiving yards (86.6/g) in 2010 ... Is 21st nationally in receiving.

■ V. BROWN'S CAREER STATISTICS

Career Statistics	Receiving				
	G	No.	Yds.	TD	Avg.
2007	12	31	349	2	11.3
2008	12	64	631	5	9.9
2009	7	45	778	6	17.3
2010	5	26	433	3	16.7
Totals	36	166	2,191	16	13.1

Career Highs: Receptions: 13 at Idaho (9/19/09); Receiving Yards: 183 vs. Idaho (9/27/08); Receiving TDs: 3 vs. Idaho (9/27/08); Longest Reception: 82 vs. Utah St. (9/25/10); Kickoff Returns: 8 vs. Cincinnati (9/29/07); Kickoff Return Yards: 146 vs. WSU (9/8/07); Longest Kickoff Return: 49 vs. PSU (9/22/07).

2010 Highs: Receptions: 6 at BYU (10/9/10); Receiving Yards: 177 vs. Utah St. (9/25/10); Receiving TDs: 2 vs. Utah St. (9/25/10); Longest Reception: 82 vs. Utah St. (9/25/10).

■ V. BROWN 2010 GAME-BY-GAME

Career Statistics	Receiving			
	No.	Yds.	TD	Avg.
NICHOLLS (9/4/10)*	5	39	0	7.8
at NMSU (9/11/10)*	5	99	0	19.8
at Missouri (9/18/10)*	5	17	0	3.4
UTAH ST. (9/25/10)*	5	177	2	35.4
at BYU (10/9/10)	6	101	1	16.8

* = Game started



▶ #9 MILES BURRIS

LB, 6-2, 235, Jr.-2L, Granite Bay, Calif. (Granite Bay HS)

■ 2010: Made his 13th consecutive start at linebacker in the opener, coming away with four tackles, including one for a loss of seven yards ... Tied for team game high in tackles with eight at New Mexico State ... Forced his first career fumble in the fourth quarter at No. 25 Missouri, while also adding 1.5 tackles for loss ... Tallied a sack in the win over Utah State ... Standout effort in the MWC opener with BYU, tallying a pair of sacks, forcing a fumble and ending up with six tackles overall ... Reached the 100-tackle mark against the Cougars.

■ BURRIS' CAREER STATISTICS

Career Statistics	G	UA-AT-TT	TFL-Yds.	Sacks	Int.	PBU	FF	FR
2008	12	11-8-19	1.5-2	0-0	0-0	0	0	0
2009	12	30-28-58	6.0-14	1.5-9	0-0	0	0	0
2010	5	13-11-24	6.0-29	3.0-18	0-0	0	2	0
Totals	29	54-47-101	13.5-45	4.5-27	0-0	0	2	0

Career Highs: Tackles: 9 at Air Force (9/26/09); TFL: 2.0 at BYU (10/9/10), vs. S. Utah (9/12/09); Sack: 2.0 at BYU (10/9/10); FF: 1 at BYU (10/9/10), at Missouri (9/18/10).

2010 Highs: Tackles: 8 at NMSU (9/11/10); TFL: 2.0 at BYU (10/9/10); Sack: 2.0 at BYU (10/9/10); FF: 1 at BYU (10/9/10), at Missouri (9/18/10).

■ BURRIS 2010 GAME-BY-GAME

Career Statistics	G	UA-AT-TT	TFL-Yds.	Sacks	Int.	PBU	FF	FR
NICHOLLS (9/4/10)*	1	3-1-4	1.0-7	0-0	0-0	0	0	0
at NMSU (9/11/10)*	1	3-5-8	0.5-1	0-0	0-0	0	0	0
at Missouri (9/18/10)*	1	2-2-4	1.5-3	0-0	0-0	0	1	0
UTAH ST. (9/25/10)*	1	1-1-2	1.0-6	1.0-6	0-0	0	0	0
at BYU (10/9/10)*	1	4-2-6	2.0-12	2.0-12	0-0	0	1	0

* = Game started



▶ #11 BRANDON DAVIS

DB, 6-2, 190, Jr.-2L, Oakland, Calif. (Castlemont HS)

■ 2010: Starter at Warrior against Nicholls, pitching in an assisted tackle ... Made four stops at New Mexico State and also contributed a team season-long 36-yard kickoff return ... Three solo tackles at No. 25 Missouri ... Four stops against Utah State, including a sack for a loss of eight yards and a PBU ... Made five tackles with one behind the line of scrimmage and added a PBU and two kick off returns for 38 yards at BYU.

■ DAVIS' CAREER STATISTICS

Career Statistics	G	UA-AT-TT	TFL-Yds.	Sacks	Int.	PBU	FF	FR
2008	11	2-3-5	0-0	0-0	0-0	0	0	0
2009	11	26-7-33	2.0-13	1.0-8	0-0	5	1	0
2010	5	11-6-17	2.0-9	1.0-8	0-0	2	0	0
Totals	27	39-16-55	4.0-22	2.0-16	0-0	7	1	0

Career Highs: Tackles: 9 vs. UNM (10/31/09), vs. BYU (10/17/09); TFLs: 1.0, four times; Sacks: 1.0 vs. Utah St. (9/25/10), vs. NMSU (10/3/09); PBU: 2 at UNLV (11/28/09), vs. UNM (10/31/09); FF: 1 at UCLA (9/5/09).

2010 Highs: Tackles: 5 at BYU (10/9/10); TFLs: 1.0 at BYU (10/9/10), vs.

Utah St. (9/25/10); Sacks: 1.0 vs. Utah St. (9/25/10); PBU: 1 at BYU (10/9/10), vs. Utah St. (9/25/10); Long Kickoff Return: 36 at NMSU (9/11/10).

Kickoff Returns	Att.	Yds.	TD	Avg.	Long
2009	3	53	0	17.7	20
2010	3	74	0	24.7	36
Totals	6	127	0	21.2	36

■ DAVIS 2010 GAME-BY-GAME

	G	UA-AT-TT	TFL-Yds.	Sacks	Int.	PBU	FF	FR
NICHOLLS (9/4/10)*	1	0-1-1	0-0	0-0	0-0	0	0	0
at NMSU (9/11/10)*	1	1-3-4	0-0	0-0	0-0	0	0	0
at Missouri (9/18/10)*	1	3-0-3	0-0	0-0	0-0	0	0	0
UTAH ST. (9/25/10)*	1	4-0-4	1-0-8	1-0-8	0-0	1	0	0
at BYU (10/9/10)*	1	3-2-5	1-0-1	0-0	0-0	1	0	0

* = Game started



▶ #60 TOMMIE DRAHEIM

OL, 6-4, 300, Jr.-1L,
Lakeside, Calif. (El Capitan HS)

■ 2010: Starter at left tackle in the team's first five games of the year.



▶ #68 NIK EMBERATE

OL, 6-4, 305, So.-1L,
Yucaipa, Calif. (Yucaipa HS)

■ 2010: Started 13 games in his career, including all five outings this season, at right guard.



▶ #88 GAVIN ESCOBAR

TE, 6-6, 245, Fr.-RS
R. Santa Margarita, Calif. (S. Margarita Catholic HS)

■ 2010: Played in his first career game as an Aztec, logging his first career catch for 27 yards in the opening win over Nicholls ... First career start and first career touchdown at New Mexico State ... Ended the win over the Aggies with two catches for 33 yards, including a 14-yard TD reception in the first quarter ... Starter again at No. 25 Missouri, posting a pair of catches to go with a tackle ... Two grabs for 57 yards as a starter vs. Utah State ... His career-long 45-yard reception in the first quarter set up the team's second touchdown ... Only catch at BYU was a one-yard TD on a critical fourth-down play.

■ ESCOBAR'S CAREER STATISTICS

Career Statistics	Receiving				
	G	No.	Yds.	TD	Avg.
2010	5	8	123	2	15.4

■ Career/2010 Highs: Receptions: 2, three times; Receiving Yards: 57 vs. Utah St. (9/25/10); Receiving TDs: 1 at BYU (10/9/10), at NMSU (9/11/10); Longest Reception: 45 vs. Utah St. (9/25/10).



▶ #79 KURTIS GUNTHER

OL, 6-8, 290, Jr.-1L,
Camarillo, Calif. (Adolfo Camarillo HS)

■ 2010: Played in his first game since 2008, earning his second career start at right tackle vs. Nicholls ... Also was a starter at New Mexico State, No. 25 Missouri, Utah State and BYU.



▶ #13 RONNIE HILLMAN

RB, 5-10, 185, Fr.-HS,
La Habra, Calif. (La Habra HS)

■ 2010: One of four true freshmen to play in the opener ... Came off the bench against Nicholls, posting a team-best 15 carries for 65 yards and a 6-yard TD in the fourth quarter of the Aztecs' victory ... MWC Offensive Player of the Week after scoring four, second-half touchdowns and running for 150 yards on 22 carries in the win over New Mexico State ... Four TDs are a MWC freshman record, are the most by an Aztec since 2001 and tie for fifth in school single-game history ... Spectacular outing at No. 25 Missouri, carrying 23 times for 228 yards and two scores ... First Aztec to run for 200 yards in a game since 2003 ... Set a MWC single-game record for rushing yards by a freshman (No. 6 nationally in 2010) ... Scored against the Tigers on runs of 75 and 93 yards ... His 93-yard rush in the longest in the nation in 2010, and is second in SDSU history ... First Aztec to have back-to-back 100-yard rushing games since 2006 ... Named MWC offensive player of the week for a second time, becoming the first Aztec to do so in consecutive weeks in league history ... Scored a touchdown in his fourth straight game, giving SDSU a 7-0 lead vs. Utah State ... First career start against the Aggies, compiling 23 rushes for 89 yards and one reception for four yards ... Starter at BYU, carrying 10 times for 72 yards, including a long of 38 ... Is 12th nationally and second among freshmen in rushing yards per game (118.8), is tied for 19th in scoring (9.60/g) and is 60th in all-purpose yardage (120.00/g).

■ HILLMAN'S CAREER STATISTICS

Career Statistics	Rushing				Receiving				
	G	Att.	Yds.	TD	Avg.	No.	Yds.	TD	Avg.
2010	5	94	594	8	6.3	2	6	0	3.0

■ Career/2010 Highs: Carries: 23 vs. Utah St. (9/25/10), at Missouri (9/18/10); Rushing Yards: 228 at Missouri (9/18/10); Rushing TDs: 4 at NMSU (9/11/10); Long Rush: 93 at Missouri (9/18/10); Receptions: 1 vs. Utah St. (9/25/10), at Missouri (9/18/10); Long Reception: 4 vs. Utah St. (9/25/10).

■ HILLMAN GAME-BY-GAME

	Rushing				Receiving			
	Att.	Yds.	TD	Avg.	No.	Yds.	TD	Avg.
NICHOLLS (9/4/10)	15	65	1	4.3	0	0	0	0.0
at NMSU (9/11/10)	22	150	4	6.8	0	0	0	0.0
at Missouri (9/18/10)	23	228	2	9.9	1	2	0	2.0
UTAH ST. (9/25/10)*	23	89	1	3.9	1	4	0	4.0
at BYU (10/9/10)*	11	62	0	5.6	0	0	0	0.0

* = Game started



▶ #50 TRASK IOSEFA

OL, 6-0, 300, Sr.-3L,
Ewa Beach, Hawaii (Punahou HS)


■ 2010: Is on the watch list for the Rimington Trophy, which is presented annually to college football's top center ... Made his 37th and 38th consecutive starts against Nicholls and New Mexico State ... A starter again at No. 25 Missouri, vs. Utah State and at BYU.



▶ #71 ALEC JOHNSON

OL, 6-3, 295, So.-SQ,
Denver, Colo. (J.K. Mullen HS)

■ 2010: Starter at left guard for the fourth and fifth times in his career against Nicholls and New Mexico State ... Also in the starting line-up at No. 25 Missouri, vs. Utah State and at BYU.



► **#34 WALTER KAZEE**

RB, 5-9, 180, So.-1L,
San Bernardino, Calif. (Cajon HS)

■ **2010:** Led the Aztecs in rushing with 74 yards on just six carries (12.3 ypc.) in the opener with Nicholls ... Also tallied a 46-yard touchdown run in the victory ... Another solid outing at New Mexico State, averaging over five yards a carry, with 10 attempts for 52 yards and recorded

his first catch of the year for 10 yards ... Second touchdown of the year as a starter at No. 25 Missouri, scoring from 11 yards in the first quarter ... Also made a career-long 28-yard catch vs. the Tigers ... Had nine carries for 22 yards and scored his third touchdown of the season on a 5-yard run against Utah St. ... Did not play due to an injury suffered in pregame warmups at BYU.

■ **KAZEE'S CAREER STATISTICS**

Career Statistics	Rushing					Receiving			
	G	Att.	Yds.	TD	Avg.	No.	Yds.	TD	Avg.
2009	11	88	377	2	4.3	9	64	0	7.1
2010	4	32	174	3	5.4	2	38	0	19.0
Totals	15	120	551	5	4.6	11	102	0	9.3

Career Highs: Carries: 22 vs. NMSU (10/3/09); Rushing Yards: 112 at UNLV (11/28/09); Long Rush: 61 at UNLV (11/28/09); Rushing TD: 1, five times; Receptions: 2 vs. BYU (10/17/09), at UCLA (9/5/09); Receiving Yards: 33 vs. BYU (10/17/09); Long Reception: 28 at Missouri (9/18/10); KO Returns: 4 at UCLA (9/5/09); KO Return Yards: 76 at UCLA (9/5/09); Long KO Return: 25 at UCLA (9/5/09).

2010 Highs: Carries: 10 at NMSU (9/11/10); Rushing Yards: 74 vs. Nicholls (9/4/10); Rushing TD: 1, three times; Long Rush: 46 vs. Nicholls (9/4/10); Receptions: 1 at Missouri (9/18/10), at NMSU (9/11/10); Receiving Yards: 28 at Missouri (9/18/10); Long Reception: 28 at Missouri (9/18/10).

■ **KAZEE GAME-BY-GAME**

	Rushing					Receiving			
	Att.	Yds.	TD	Avg.	No.	Yds.	TD	Avg.	
NICHOLLS (9/4/10)	6	74	1	12.3	0	0	0	0.0	
at NMSU (9/11/10)	10	52	0	5.2	1	10	0	10.0	
at Missouri (9/18/10)*	7	26	1	3.7	1	28	0	28.0	
UTAH ST. (9/25/10)	9	22	1	2.4	0	0	0	0.0	
at BYU (10/9/10)	DNP-INJ								

* = Game started



► **#31 LOGAN KETCHUM**

LB, 6-3, 220, Jr.-1L,
Oak Park, Calif. (Oak Park HS)

■ **2010:** Earned a starting role at linebacker in the season-opener, making four solo tackles and logging his first career PBU ... Also blocked a Nicholls field-goal attempt in the third quarter ... Only tackle at New Mexico State was behind the line of scrimmage, the first TFL of his career ... Career-best six tackles, 1.5 TFLs and contributed on his

first career sack at No. 25 Missouri ... Four stops, including his second PBU of the year, in the victory vs. Utah State ... Five tackles at BYU.

■ **KETCHUM'S CAREER STATISTICS**

Career Statistics	G	UA-AT-TT	TFL-Yds.	Sacks	Int.	PBU	FF	FR
2008	5	5-4-9	0-0	0-0	0-0	0	0	0
2009	9	7-7-14	0-0	0-0	0-0	0	0	0
2010	5	14-6-20	2.0-3	0.5-1	0-0	2	0	0
Totals	19	26-17-43	2.0-3	0.5-1	0-0	2	0	0

Career/2010 Highs: Tackles: 6 at Missouri (9/18/10); TFL: 1.5 at Missouri (9/18/10); Sacks: 0.5 at Missouri (9/18/10); PBU: 1 vs. Utah St. (9/25/10), vs. Nicholls (9/4/10); Blocked Kick: 1 vs. Nicholls (9/4/10).

■ **KETCHUM 2010 GAME-BY-GAME**

	G	UA-AT-TT	TFL-Yds.	Sacks	Int.	PBU	FF	FR
NICHOLLS (9/4/10)*	1	4-0-4	0-0	0-0	0-0	1	0	0
at NMSU (9/11/10)*	1	0-1-1	0.5-1	0-0	0-0	0	0	0
at Missouri (9/18/10)*	1	3-3-6	1.5-2	0.5-1	0-0	0	0	0
UTAH ST. (9/25/10)*	1	3-1-4	0-0	0-0	0-0	1	0	0
at BYU (10/9/10)*	1	4-1-5	0-0	0-0	0-0	0	0	0



► **#99 ERNIE LAWSON**

DL, 6-3, 275, Sr.-3L,
Vallejo, Calif. (St. Patrick-St. Vincent HS)

■ **2010:** Voted a team captain ... Started at defensive end vs. Nicholls, but did not log a stop ... First tackle, TFL and PBU in the win over New Mexico State ... Two stops in the games with No. 25 Missouri and Utah State ... Two assisted effort in the MWC opener with BYU.

■ **LAWSON'S CAREER STATISTICS**

Career Statistics	G	UA-AT-TT	TFL-Yds.	Sacks	Int.	PBU	FF	FR
2007	12	9-8-17	0-0	0-0	0-0	2	0	0
2008	6	4-6-10	3.0-9	1.0-7	0-0	0	0	0
2009	12	15-7-22	6.5-21	2.0-9	0-0	0	1	0
2010	5	1-6-7	0.5-1	0-0	0-0	1	0	0
Totals	35	29-27-56	10.0-31	3.0-16	0-0	3	1	0

Career Highs: Tackles: 4 at Air Force (11/17/07), at Utah (10/13/07); TFLs: 1.0, 6 times; Sacks: 1.0 vs. WYO (11/14/09), 1.0 at UCLA (9/5/09), vs. UNLV (11/22/08); PBU: 1, three times; FF: 1.0 vs. NMSU (10/3/09).

2010 Highs: Tackles: 2 vs. Utah St. (9/25/10), at Missouri (9/18/10); TFL: 0.5 at NMSU (9/11/10); PBU: 1 at NMSU (9/11/10).

■ **LAWSON 2010 GAME-BY-GAME**

	G	UA-AT-TT	TFL-Yds.	Sacks	Int.	PBU	FF	FR
NICHOLLS (9/4/10)*	1	0-0-0	0-0	0-0	0-0	0	0	0
at NMSU (9/11/10)*	1	0-1-1	0.5-1	0-0	0-0	1	0	0
at Missouri (9/18/10)*	1	0-2-2	0-0	0-0	0-0	0	0	0
UTAH ST. (9/25/10)*	1	1-1-2	0-0	0-0	0-0	0	0	0
at BYU (10/9/10)*	1	0-2-2	0-0	0-0	0-0	0	0	0

* = Game started



► **#3 DARRYN LEWIS**

DB, 5-9, 170, Sr.-2L,
Elk Grove, Calif. (Franklin HS)

■ **2010:** Former walk-on, who earned a scholarship this past summer ... Started for the first time in his career in the opener at one of the Warrior spots, contributing four tackles, including one for a loss of two yards ... Three stops, with two solo efforts, in the win at NMSU ... Intercepted his first career pass in the fourth quarter at No. 25 Missouri, returning it 23 yards ... Five tackles vs. the Tigers ... Broke up one pass in the win over Utah State ... More than doubled his previous career best with a team game-high and season-high 12 tackles at BYU ... First Aztec to log double-figures in stops since the 2009 Utah game.

■ **LEWIS' CAREER STATISTICS**

Career Statistics	G	UA-AT-TT	TFL-Yds.	Sacks	Int.	PBU	FF	FR
2008	9	4-2-6	0-0	0-0	0-0	0	0	0
2009	12	24-9-33	0-0	0-0	0-0	3	0	0
2010	5	15-9-24	1.0-2	0-0	1-23	1	0	0
Totals	26	43-20-63	1.0-2	0-0	1-23	4	0	0

Career High: Tackles: 12 at BYU (10/9/10); INT: 1 at Missouri (9/18/10); PBU: 1, four times.

2010 Highs: Tackles: 12 at BYU (10/9/10); TFL: 1.0 vs. Nicholls (9/4/10); INT: 1 at Missouri (9/18/10); PBU: 1 vs. Utah St. (9/25/10).

■ **LEWIS 2010 GAME-BY-GAME**

	G	UA-AT-TT	TFL-Yds.	Sacks	Int.	PBU	FF	FR
NICHOLLS (9/4/10)*	1	3-1-4	1.0-2	0-0	0-0	0	0	0
at NMSU (9/11/10)*	1	2-1-3	0-0	0-0	0-0	0	0	0
at Missouri (9/18/10)*	1	3-2-5	0-0	0-0	1-23	0	0	0
UTAH ST. (9/25/10)*	1	0-0-0	0-0	0-0	0-0	1	0	0
at BYU (10/9/10)*	1	7-5-12	0-0	0-0	0-0	0	0	0



► **#14 RYAN LINDLEY**

QB, 6-4, 220, Jr.-2L,
Alpine, Calif. (El Capitan HS)

■ **2010:** Started his 24th career game at quarterback for the Aztecs in the opener, completing 17 of his 26 pass attempts for 303 yards, no INTs and two scores ... Reached the 6,000-yard mark in career passing yardage vs. Nicholls,

becoming just the fifth Aztec to reach that milestone ... Did not throw a pick for the second contest in a row at New Mexico State, completing 20 passes on a season-high 42 attempts for 319 yards and a touchdown ... Saw his streak of consecutive pass attempts without an INT broken at 116 against No. 25 Missouri ... Connected on over 70 percent of his throws against Utah State, passing for 362 yards and three touchdowns ... His 82-yard TD pass to Vincent Brown in the second half is the longest of his career and No. 5 nationally in 2010 ... Threw three TD passes for the second consecutive outing with a trio at BYU ... Has nine career 300-yard passing contests, including in three of five games in 2010 ... Thrown 48 career TDs to sit fourth in Aztec history ... Ranks 17th nationally in passing average (278.8/g) and is 27th in total offense (both No. 1 in MWC).

■ LINDLEY'S CAREER STATISTICS

Career Statistics	G	Att.	Com.	INT	Yds.	TDs	Eff.	Tot. Off.
2008	11	427	242	9	2,653	16	117.01	2,591
2009	12	437	239	16	3,054	23	123.44	2,923
2010	5	170	94	3	1,394	9	138.12	1,382
Totals	28	1,034	575	28	7,101	48	123.20	6,896

Career Highs: Attempts: 59 at Notre Dame (9/6/08); Completions: 35 vs. UNLV (11/22/09); Passing Yards: 459 at CSU (10/24/09); Long Pass: 82 vs. Utah St. (9/25/10); TDs Passing: 6 at CSU (10/24/09); TDs Rushing: 1 vs. S. Utah (9/12/09), at Notre Dame (9/6/08).

2010 Highs: Attempts: 44 at Missouri (9/18/10); Completions: 20 at BYU (10/9/10), at Missouri (9/18/10), at NMSU (9/11/10); Passing Yards: 362 vs. Utah St. (9/25/10); Long Pass: 82 vs. Utah St. (9/25/10); TDs Passing: 3 at BYU (10/9/10), vs. Utah St. (9/25/10).

■ LINDLEY 2010 GAME-BY-GAME

	Passing					Rushing		
	Att.	Com.	INT	Yds.	TDs	Att.	Yds.	TDs
NICHOLLS (9/4/10)*	26	17	0	303	2	0	0	0
at NMSU (9/11/10)*	42	20	0	319	1	0	0	0
at Missouri (9/18/10)*	44	20	1	190	0	1	-6	0
UTAH ST. (9/25/10)*	24	17	1	362	3	2	3	0
at BYU (10/9/10)*	34	20	1	220	3	1	-9	0

* = Game started

▶ #94 JEROME LONG

DL, 6-5, 280, Jr.-2L, Los Osos, Calif. (Los Osos HS)

■ 2010: Started his first game since his freshman campaign, doing so at defensive tackle against Nicholls ... Had two stops, including one behind the line of scrimmage, in the win vs. the Colonels ... Tied for team lead with eight tackles at NMSU, highlighted by a sack for a seven-yard loss ... Two stops and a half TFL at No. 25 Missouri ... Two tackles for loss as a reserve in the win over Utah State ... Two solos at BYU ... Has a tackle in 17 straight games and has made a stop behind the line of scrimmage in all but one contest in 2010.

■ LONG'S CAREER STATISTICS

Career Statistics	G	UA-AT-TT	TFL-Yds.	Sacks	Int.	PBU	FF	FR
2008	11	14-23-37	2.0-8	1.0-7	0-0	0	0	0
2009	12	12-11-23	1.5-8	1.5-8	0-0	0	0	0
2010	5	9-8-17	4.5-13	1.0-7	0-0	0	0	0
Totals	28	35-42-77	8.0-29	3.5-22	0-0	0	0	0

Career Highs: Tackles: 9 at TCU (10/4/08); TFL: 2.0 vs. Utah St. (9/25/10); Sacks: 1.0, three times.

2010 Highs: Tackles: 8 at NMSU (9/11/10); TFL: 2.0 vs. Utah St. (9/25/10); Sack: 1.0 at NMSU (9/11/10).

■ LONG 2010 GAME-BY-GAME

	G	UA-AT-TT	TFL-Yds.	Sacks	Int.	PBU	FF	FR
NICHOLLS (9/4/10)*	1	2-0-2	1.0-1	0-0	0-0	0	0	0
at NMSU (9/11/10)*	1	1-7-8	1.0-7	1.0-7	0-0	0	0	0
at Missouri (9/18/10)*	1	1-1-2	0.5-1	0-0	0-0	0	0	0
UTAH ST. (9/25/10)	1	3-0-3	2.0-4	0-0	0-0	0	0	0
at BYU (10/9/10)*	1	2-0-2	0-0	0-0	0-0	0	0	0

* = Game started



▶ #2 LEON MCFADDEN

DB, 5-10, 180, So.-1L, Inglewood, Calif. (St. John Bosco HS)

■ 2010: Starter at cornerback (2 tackles) and also returned punts (3 for 33 yards) in the opener against Nicholls ... Three assisted tackles in the win over New Mexico State ... Second career interception and first of the season at No. 25 Missouri ... Posted four stops, two PBUs and returned two

punts for 13 yards against the Tigers ... Career-best and team game-high seven tackles, including three for a loss of 20 yards, in the win vs. Utah State ... Second INT of the season in the end zone at BYU.

■ MCFADDEN'S CAREER STATISTICS

Career Statistics	G	UA-AT-TT	TFL-Yds.	Sacks	Int.	PBU	FF	FR
2009	12	17-9-26	1.0-5	1.0-5	1-39	0	0	0
2010	5	10-9-19	3.0-20	0-0	2-0	3	0	0
Totals	17	27-18-45	4.0-25	1.0-5	3-39	3	0	0

■ Punt Returns

	Att.	Yds.	TD	Avg.	Long
2010	5	46	0	9.2	23

Career Highs: Tackles: 7 vs. Utah St. (9/25/10); TFL: 3.0 vs. Utah St. (9/25/10); INT: 1, three times; PBU: 2 at Missouri (9/18/10); Blocked Kicks: 1 vs. S. Utah (9/12/09), at UCLA (9/5/09).

2010 Highs: Tackles: 7 vs. Utah St. (9/25/10); TFL: vs. Utah St. (9/25/10); INT: 1 at BYU (10/9/10), at Missouri (9/18/10); PBU: 2 at Missouri (9/18/10); Punt Returns: 3 vs. Nicholls (9/4/10); Punt Return Yards: 33 vs. Nicholls (9/4/10); Long Punt Return: 23 vs. Nicholls (9/4/10).

■ MCFADDEN 2010 GAME-BY-GAME

	G	UA-AT-TT	TFL-Yds.	Sacks	Int.	PBU	FF	FR
NICHOLLS (9/4/10)*	1	0-2-2	0-0	0-0	0-0	0	0	0
at NMSU (9/11/10)*	1	0-3-3	0-0	0-0	0-0	0	0	0
at Missouri (9/18/10)*	1	3-1-4	0-0	0-0	1-0	2	0	0
UTAH ST. (9/25/10)*	1	5-2-7	3.0-20	0-0	0-0	1	0	0
at BYU (10/9/10)*	1	2-1-3	0-0	0-0	1-0	0	0	0

* = Game started

▶ #29 LARRY PARKER

DB, 5-11, 170, Jr.-1L, San Diego, Calif. (Grossmont JC)

■ 2010: Has been a reserve in four of five games ... Missed the Utah State contest due to injury ... Had two tackles against Nicholls and one apiece in the other three games ... Forced a fumble vs. Nicholls and recovered a fumble at BYU ... Also returns punts ... Long of 14 yards in the opener and posted a 13-yard return against BYU.

■ PARKER'S CAREER STATISTICS

Career Statistics	G	UA-AT-TT	TFL-Yds.	Sacks	Int.	PBU	FF	FR
2009	12	11-9-20	0-0	0-0	0	2	0	1-65
2010	4	4-1-5	1.0-4	0-0	0	1	1	1-0
Totals	16	15-10-25	1.0-4	0-0	0	3	1	2-65

■ Punt Returns

	Att.	Yds.	TD	Avg.	Long
2010	7	43	0	6.1	14

Career Highs: Tackles: 4 vs. S. Utah (9/12/09); TFL: 1.0 vs. Nicholls (9/4/10); PBU: 1, three times; FF: 1 vs. Nicholls (9/4/10); FR: 1 vs. Wyoming (11/14/09).

2010 Highs: Tackles: 2 vs. Nicholls (9/4/10); TFL: 1.0 vs. Nicholls (9/4/10); PBU: 1 vs. Nicholls (9/4/10); FF: 1 vs. Nicholls (9/4/10); FR: 1 at BYU (10/9/10).

▶ #38 ABEL PEREZ

PK, 6-1, 225, Jr.-TR, Chula Vista, Calif. (Castle Park HS/Southwestern JC)

■ 2010: SDSU's starting place-kicker against Nicholls and also handled kickoffs ... Made 2-of-3 field-goal attempts, hitting his first as an Aztec from 44 yards out and later adding a 27-yard effort ... Two field goals for the second outing in a row at New Mexico State (25, 32 yards) ... Also



posted six touchbacks on his eight kickoffs against the Aggies ... Nailed four more kickoffs into the endzone at No. 25 Missouri, while also making his only field-goal attempt from 25 yards ... Two field goals (20, 37 yards) in the victory vs. Utah State ... Missed his only FG attempt at BYU from 43 yards out ... Has 13 touchbacks on kickoffs this season and is averaging 68.4 ypk ... Tied for 30th nationally in field goals per game and is first in the MWC.

A. PEREZ'S CAREER STATISTICS

Career Stats	FGM-A	Pct.	01-19	20-29	30-39	40-49	50-99	Lg.	Blk.
2010	7-11	.636	0-0	4-4	2-3	1-4	0-0	44	0

Career/2010 Highs: Field Goals: 2, three times; Long Field Goal: 44 vs. Nicholls (9/4/10).

#15 JOSE PEREZ



DB, 6-1, 180, Sr.-2L,
Oceanside, Calif. (Oceanside HS)

2010: Starter at cornerback against Nicholls, recording a team game-high two tackles for a loss and contributing four overall stops in the win ... Started at New Mexico State, but did not tally a tackle ... Tallied a pair of tackles and a PBU against No. 25 Missouri and Utah State ... Four solos in the loss at BYU.

J. PEREZ'S CAREER STATISTICS

Career Statistics	G	UA-AT-TT	TFL-Yds.	Sacks	Int.	PBU	FF	FR
2008	10	7-9-16	1.0-1	0-0	2-9	2	0	0
2009	12	20-7-27	0-0	0-0	0-0	3	0	0
2010	5	9-3-12	2.0-5	0-0	0-0	2	0	0
Totals	27	36-19-55	3.0-6	0-0	2-9	7	0	0

Career Highs: Tackles: 5, three times; TFL: 2.0 vs. Nicholls (9/4/10); INT: 1 vs. Utah (11/15/08), at Idaho (9/27/08); PBU: 1, seven times.

2010 Highs: Tackles: 4 at BYU (10/9/10), vs. Nicholls (9/4/10); TFL: 2.0 vs. Nicholls (9/4/10); PBU: 1 vs. Utah St. (9/25/10), at Missouri (9/18/10).

J. PEREZ 2010 GAME-BY-GAME

	G	UA-AT-TT	TFL-Yds.	Sacks	Int.	PBU	FF	FR
NICHOLLS (9/4/10)*	1	3-1-4	2.0-5	0-0	0-0	0	0	0
at NMSU (9/11/10)*	1	0-0-0	0-0	0-0	0-0	0	0	0
at Missouri (9/18/10)*	1	1-1-2	0-0	0-0	0-0	1	0	0
UTAH ST. (9/25/10)*	1	1-1-2	0-0	0-0	0-0	1	0	0
at BYU (10/9/10)*	1	4-0-4	0-0	0-0	0-0	0	0	0

* = Game started

#22 ANDREW PRESTON



LB, 6-1, 210, Sr.-3L,
Centennial, Colo. (Arapahoe HS)

2010: Team tri-captain ... Made his first career start - 21st overall - at the Aztec position against Nicholls and ended up with two solo tackles ... Six tackles in the win over New Mexico State ... Led the team with eight stops, including six solos, at No. 25 Missouri ... Five solos and a PBU in the victory over Utah State ... Made three stops at BYU before missing most of the game due to injury.

PRESTON'S CAREER STATISTICS

Career Statistics	G	UA-AT-TT	TFL-Yds.	Sacks	Int.	PBU	FF	FR
2007	11	40-32-72	7.0-23	1.0-7	0-0	0	0	0
2008	12	48-34-82	3.5-12	1.0-9	0-0	1	1	0
2009	12	29-17-46	4.0-19	1.0-10	0-0	3	0	0
2010	5	16-8-24	0-0	0-0	0-0	1	0	0
Totals	40	133-91-224	14.5-54	3.0-26	0-0	5	1	0

Career Highs: Tackles: 18 vs. Air Force (10/11/08); TFL: 2.0 at SJSU (9/13/08), at UNLV (11/10/07); Sacks: 1.0 at SJSU (9/13/08), vs. PSU (9/22/07); PBU: 1, four times; FF: 1 vs. UNLV (11/22/08).

2010 Highs: Tackles: 8 at Missouri (9/18/10); PBU: 1 vs. Utah St. (9/25/10).

PRESTON 2010 GAME-BY-GAME

	G	UA-AT-TT	TFL-Yds.	Sacks	Int.	PBU	FF	FR
NICHOLLS (9/4/10)*	1	2-0-2	0-0	0-0	0-0	0	0	0
at NMSU (9/11/10)*	1	2-4-5	0-0	0-0	0-0	0	0	0

at Missouri (9/18/10)*	1	6-2-8	0-0	0-0	0-0	0	0	0
UTAH ST. (9/25/10)*	1	5-0-5	0-0	0-0	0-0	1	0	0
at BYU (10/9/10)*	1	1-2-3	0-0	0-0	0-0	0	0	0

* = Game started

#1 DEMARCO SAMPSON



WR, 6-2, 205, Sr.-3L,
Chula Vista, Calif. (Castle Park HS)

2010: Second career 100-yard receiving game against Nicholls, catching seven passes for 179 yards and a pair of touchdowns ... His 71-yard TD reception is a career long catch ... Two or more TDs in a single outing for the fourth time in his career ... Made four receptions for 73 yards, including a long of 35 yards, at New Mexico State ... Team-

high six catches for 81 yards in the loss at No. 25 Missouri ... Made only two grabs for 40 yards in the win over Utah State, while also logging a pair of rushes for 12 yards ... Four catches for 47 yards in the MWC opener with BYU, reaching the 100-mark in career receptions ... Is 25th nationally and second in the MWC in receiving yards per game (84.00) and tied for 68th in receptions.

SAMPSON'S CAREER STATISTICS

Career Statistics	Receiving				
	G	No.	Yds.	TD	Avg.
2005	12	6	60	1	10.0
2008	11	11	111	0	10.1
2009	12	62	851	8	13.7
2010	5	23	420	2	18.3
Totals	40	102	1,442	11	14.1

Career Highs: Receptions: 15 at CSU (10/24/09); Receiving Yards: 257 at CSU (10/24/09); Receiving TDs: 3 at CSU (10/24/09); Long Reception: 71 vs. Nicholls (9/4/10).

2010 Highs: Receptions: 7 vs. Nicholls (9/4/10); Receiving Yards: 179 vs. Nicholls (9/4/10); Receiving TDs: 2 vs. Nicholls (9/4/10); Long Reception: 71 vs. Nicholls (9/4/10).

SAMPSON 2010 GAME-BY-GAME

	Receiving			
	No.	Yds.	TD	Avg.
NICHOLLS (9/4/10)*	7	179	3	25.6
at NMSU (9/11/10)*	4	73	0	18.3
at Missouri (9/18/10)*	6	81	0	13.5
UTAH ST. (9/25/10)*	2	40	0	20.0
at BYU (10/9/10)*	4	47	0	11.8

* = Game started

#18 DOMINIQUE SANDIFER



WR, 6-0, 190, So.-1L,
Gardena, Calif. (Beverly Hills HS)

2010: One of three starting wideouts for the Aztecs against Nicholls, making a pair of catches for 40 yards, including a long of 29 yards ... Starter at New Mexico State, logging two receptions ... Came off the bench at No. 25 Missouri, coming down with two catches and also fielded his first career punt return ... Two more punt

returns and a reception for six yards in the win over Utah State ... Made a season-best three receptions for 25, including an impressive one falling out of bounds, at BYU.

SANDIFER'S CAREER STATISTICS

Career Statistics	Receiving				
	G	No.	Yds.	TD	Avg.
2009	10	26	298	2	11.5
2010	5	10	89	0	8.9
Totals	15	36	387	2	10.8

Career Highs: Receptions: 7 at Utah (11/21/09); Receiving Yards: 74 at Utah (11/21/09); Receiving TDs: 1 at Utah (11/21/09), at CSU (10/24/09); Long Reception: 33 at CSU (10/24/09).

2010 Highs: Receptions: 3 at BYU (10/9/10); Receiving Yards: 40 vs. Nicholls (9/4/10); Long Reception: 29 vs. Nicholls (9/4/10).

■ SANDIFER 2010 GAME-BY-GAME

	Receiving			
	No.	Yds.	TD	Avg.
NICHOLLS (9/4/10)*	2	40	0	20.0
at NMSU (9/11/10)*	2	9	0	4.5
at Missouri (9/18/10)	2	9	0	4.5
UTAH ST. (9/25/10)	1	6	0	6.0
at BYU (10/9/10)	3	25	0	8.3

* = Game started



► #55 NEIL SPENCER

DL, 6-2, 280, Jr.-1L,
Las Vegas, Nev. (Cimmarron-Memorial HS)

■ 2010: Logged his first playing time since the 2007 campaign, coming in as a reserve in the opener and recording two stops and a tackle for a loss of four yards ... Two tackles for the second outing in a row at New Mexico State ... Recovered his first career fumble at No. 25 Missouri and also contributed two stops for the third game in a row ...

First start since 2007 vs. Utah State, ending with two tackles ... Second consecutive start at BYU with a career-high seven stops.

■ SPENCER'S CAREER STATISTICS

Career Statistics	G	UA-AT-TT	TFL-Yds.	Sacks	Int.	PBU	FF	FR
2007	12	15-13-28	0.5-0	0-0	0-0	0	0	0
2010	5	8-7-15	1.0-4	0-0	0-0	0	0	1-0
Totals	17	23-20-43	1.5-4	0-0	0-0	0	0	1-0

Career/2010 Highs: Tackles: 7, at BYU (10/9/10); TFL: 1.0 vs. Nicholls (9/4/10); FR: 1 at Missouri (9/18/10).



► #14 BRIAN STAHOVICH

P, 6-0, 190, Jr.-2L,
Solana Beach, Calif. (Cathedral Catholic HS)

■ 2010: Preseason all-MWC ... Had to punt just once in the first game of the year vs. Nicholls, booming it 56 yards ... Averaged 50.8 yards per punt at New Mexico State (No. 9 in SDSU single-game history), posting three of his four kicks for over 50 yards and landing two inside the 20-yard line ... Matched his career high with 10 kicks at No. 25

Missouri, averaging 45.6 yards (career high for total yards) and dropping three inside the 20-yard line ... His 67-yarder vs. the Tigers matched his career best and ties as the 12th-longest in school history ... Only three punts vs. Utah State, averaging 46.0 yards with a long of 57 and landed one inside the 20 ... Has 35 career kicks of 50 or more yards, including 10 in 2010 ... Ranks first in the MWC and fifth nationally in punting (46.62 ypk.) in 2010.

■ STAHOVICH'S CAREER STATISTICS

Career Statistics	G	No.	Yds.	Avg.	Long	TB	FC	I20	Blk.
2008	12	71	2,807	39.5	65	6	19	14	1
2009	12	61	2,674	43.8	67	7	15	13	1
2010	5	24	1,119	46.6	67	1	5	6	0
Totals	29	156	6,600	42.3	67	14	39	33	2

Career Highs: Punts: 10 at Missouri (9/18/10), at TCU (10/4/08); Yards: 456 at Missouri (9/18/10); Avg.: 52.5 (6-for-315) at Air Force (9/26/09); Long: 67 at Missouri (9/18/10), at Utah (11/21/09).

2010 Highs: Punts: 10 at Missouri (9/18/10); Yards: 456 at Missouri (9/18/10); Avg.: 56.0 (1-for-56) vs. Nicholls (9/4/10); Long: 67 at Missouri (9/18/10).



► #41 KHALID STEVENS

DB, 5-11, 195, So.-SQ
Pacific Palisades, Calif. (Palisades HS)

■ 2010: Was a reserve against Nicholls, but did not log any stats ... First career pass breakup at New Mexico State ... Made his first career tackles at No. 25 Missouri, coming up with four of them, including 1.5 for a loss ... Three stops the next week against Utah State ... Season-high five tackles in the MWC opener at BYU.

■ STEVENS' CAREER STATISTICS

Career Statistics	G	UA-AT-TT	TFL-Yds.	Sacks	Int.	PBU	FF	FR
2010	5	7-5-12	1.5-2	0-0	0-0	1	0	0

Career/2010 Highs: Tackles: 5 at BYU (10/9/10); TFLs: 1.5 at Missouri (9/18/10); PBU: 1 at NMSU (9/11/10).



► #23 BRANDON SULLIVAN

RB, 5-11, 215, Sr.-3L,
Poway, Calif. (Poway HS)

■ 2010: Had two carries for 14 yards with a long of nine yards in the first game of the year vs. Nicholls ... Career-long 57-yard reception on a key third down in the win at New Mexico State ... Ended the contest with the Aggies with three receptions for 69 yards and also had a carry ...

Two catches for 41 yards, including a long of 31, at No. 25 Missouri ... Made three grabs for 37 yards and also had a rush in the victory over Utah State ... First touchdown of the season on a 4-yard catch in the fourth quarter at BYU.

■ SULLIVAN'S CAREER STATISTICS

Career Statistics	G	Rushing				Receiving			
		Att.	Yds.	TD	Avg.	No.	Yds.	TD	Avg.
2007	11	58	220	2	3.8	18	119	0	6.6
2008	8	48	185	1	3.9	21	205	2	9.8
2009	10	154	558	4	3.6	16	117	0	7.3
2010	5	5	20	0	4.0	11	153	1	13.9
Totals	34	265	983	7	3.7	66	594	3	9.0

Career Highs: Carries: 24 vs. UNM (10/31/09), vs. S. Utah (9/12/09); Rushing Yards: 111 vs. S. Utah (9/12/09); Rushing TD: 2 vs. Wyoming (11/14/09); Long Rush: 28 vs. Wyoming (11/14/09); Receptions: 9 vs. Cal Poly (8/30/08); Receiving Yards: 69 at NMSU (9/11/10); Long Reception: 57 at NMSU (9/11/10); Long Kickoff Return: 17 vs. WSU (9/8/07).

2010 Highs: Carries: 2 vs. Nicholls (9/4/10); Rushing Yards: 14 vs. Nicholls (9/4/10); Long Rush: 9 vs. Nicholls (9/4/10); Receptions: 3, three times; Receiving Yards: 69 at NMSU (9/11/10); Long Reception: 57 at NMSU (9/11/10); Receiving TD: 1 at BYU (10/9/10).

■ SULLIVAN GAME-BY-GAME

	Rushing				Receiving			
	Att.	Yds.	TD	Avg.	No.	Yds.	TD	Avg.
NICHOLLS (9/4/10)	2	14	0	7.0	0	0	0	0.0
at NMSU (9/11/10)	1	1	0	1.0	3	69	0	23.0
at Missouri (9/18/10)	1	2	0	2.0	2	41	0	20.5
UTAH ST. (9/25/10)	1	3	0	3.0	3	37	0	12.3
at BYU (10/9/10)	0	0	0	0.0	3	6	1	2.0



► #47 JACOB TAUANUU

DL, 6-1, 240, Sr.-1L,
San Diego, Calif. (Helix HS/UAB)

■ 2010: Had a pair of pass break-ups, matching his previous career total, as a reserve against Nicholls ... First tackles of the year at New Mexico State ... Assisted on a tackle for loss against No. 25 Missouri ... One solo effort vs. Utah State ... Two stops in the loss at BYU.

■ TAUANUU'S CAREER STATISTICS

Career Statistics	G	UA-AT-TT	TFL-Yds.	Sacks	Int.	PBU	FF	FR
2009	12	17-6-23	5.0-16	2.0-13	0-0	2	1	0
2010	5	3-3-6	0.5-0	0-0	2	0	0	0
Totals	17	20-9-29	5.5-16	2.0-13	0-0	4	1	0

Career Highs: Tackles: 6 at Air Force (9/26/09); TFL: 2.0 vs. S. Utah (9/12/09), at UCLA (9/5/09); PBU: 1 at Air Force (9/26/09), at UCLA (9/5/09); FF: 1 vs. S. Utah (9/12/09).

2010 Highs: Tackles: 2 at BYU (10/9/10); at NMSU (9/11/10); TFL: 0.5 at Missouri (9/18/10); PBU: 2 vs. Nicholls (9/4/10).



► **#36 NICK TENHAEFF**

LB, 6-2, 210, Fr.-RS,
Atascadero, Calif. (Atascadero HS)

■ **2010:** In his first collegiate game, tied for the team lead with five tackles against Nicholls, including a sack and 1.5 TFLs ... Reserve for the second week in a row at New Mexico State, but did not log a stop ... Four tackles at No. 25 Missouri ... Two solos in the win over Utah State ...

Three tackles with one for a loss in his first career MWC game at BYU.

■ **TENHAEFF'S CAREER STATISTICS**

Career Statistics	G	UA-AT-TT	TFL-Yds.	Sacks	Int.	PBU	FF	FR
2010	5	11-3-14	2.5-10	1.0-4	0-0	0	0	0

Career/2010 Highs: Tackles: 5 vs. Nicholls (9/4/10); TFLs: 1.5 vs. Nicholls (9/4/10); Sacks: 1.0 vs. Nicholls (9/4/10).



► **#12 JOSH WADE**

DB, 6-0, 180, So.-1L,
San Diego, Calif. (Pt. Loma HS)

■ **2010:** Back-up at cornerback against Nicholls, finishing with a solo tackle ... Also had one stop a week later at New Mexico State ... Career-best four tackles in the loss at No. 25 Missouri ... One tackle vs. both Utah State and BYU.

■ **WADE'S CAREER STATISTICS**

Career Statistics	G	UA-AT-TT	TFL-Yds.	Sacks	Int.	PBU	FF	FR
2009	12	8-1-9	0-0	0-0	0-0	1	0	0
2010	5	3-5-8	0-0	0-0	0-0	0	0	0
Totals	17	11-6-17	0-0	0-0	0-0	1	0	0

Career Highs: Tackles: 4 at Missouri (9/18/10); PBU: 1 vs. New Mexico (10/31/09).

2010 Highs: Tackles: 4 at Missouri (9/18/10).



► **#90 B.J. WILLIAMS**

DE, 6-3, 250, Sr.-3L,
Aurora, Colo. (Eaglecrest HS)

■ **2010:** Started his 30th career outing at defensive end vs. Nicholls, tallying two stops ... Starter at New Mexico State and Missouri, coming up with two tackles in both outings ... Season-high four stops in the win vs. Utah State, including a sack for a loss of four yards ... Had one solo and one assisted tackle in the loss at BYU.

■ **WILLIAMS' CAREER STATISTICS**

Career Statistics	G	UA-AT-TT	TFL-Yds.	Sacks	Int.	PBU	FF	FR
2007	12	20-25-45	3.0-13	1.5-17	0-0	1	0	0
2008	11	36-38-74	10.5-31	3.5-19	0-0	0	0	2-10
2009	12	20-12-32	4.5-18	2.5-15	0-0	0	0	1-0
2010	5	8-4-12	1.0-4	1.0-4	0-0	0	0	0
Totals	40	84-79-163	19.0-66	8.5-55	0-0	1	0	3-10

Career Highs: Tackles: 11 at BYU (11/8/08); TFL: 4.0 at BYU (11/8/08); Sack: 1.0, seven times; PBU: 1 vs. PSU (9/22/07); FR: 1 at UCLA (9/5/09), at BYU (11/8/08), vs. Air Force (10/11/08).

2010 Highs: Tackles: 4 vs. Utah St. (9/25/10); TFL: 1.0 vs. Utah St. (9/25/10); Sack: 1.0 vs. Utah St. (9/25/10).

■ **WILLIAMS 2010 GAME-BY-GAME**

	G	UA-AT-TT	TFL-Yds.	Sacks	Int.	PBU	FF	FR
NICHOLLS (9/4/10)*	1	1-1-2	0-0	0-0	0-0	0	0	0
at NMSU (9/11/10)*	1	1-1-2	0-0	0-0	0-0	0	0	0
at Missouri (9/18/10)*	1	2-0-2	0-0	0-0	0-0	0	0	0
UTAH ST. (9/25/10)*	1	3-1-4	1.0-4	1.0-4	0-0	0	0	0
at BYU (10/9/10)*	1	1-1-2	0-0	0-0	0-0	0	0	0

* = Game started



► **#52 MARCUS YARBROUGH**

LB, 6-2, 230, Sr.-3L,
San Diego, Calif. (Eastlake HS)

■ **2010:** Started at middle linebacker, tying for the team lead with five tackles, highlighted by his first career sack for a loss of four yards ... Managed only one assisted stop and a pass breakup in the victory at New Mexico State ... Four tackles with one for a loss of yardage at Missouri ...

Made a season-best six stops in the win over Utah State ... Took over the team season lead in tackles with his nine stops at BYU.

■ **YARBROUGH'S CAREER STATISTICS**

Career Statistics	G	UA-AT-TT	TFL-Yds.	Sacks	Int.	PBU	FF	FR
2007	11	4-5-9	0-0	0-0	0-0	0	0	0
2008	10	17-11-28	0-0	0-0	0-0	0	0	0
2009	12	25-16-41	3.0-12	0-0	0-0	1	0	0
2010	5	17-8-25	2.0-5	1.0-4	0-0	1	0	0
Totals	38	63-38-101	5.0-17	1.0-4	0-0	2	0	0

Career Highs: Tackles: 10 at Utah (11/21/09); TFL: 2.0 vs. UNM (10/31/09); Sacks: 1.0 vs. Nicholls (9/4/10); PBU: 1 at NMSU (9/11/10), at UCLA (9/5/09).

2010 Highs: Tackles: 9 at BYU (10/9/10); TFL: 1.0 at Missouri (9/18/10); vs. Nicholls (9/4/10); Sacks: 1.0 vs. Nicholls (9/4/10); PBU: 1 at NMSU (9/11/10).

■ **YARBROUGH 2010 GAME-BY-GAME**

	G	UA-AT-TT	TFL-Yds.	Sacks	Int.	PBU	FF	FR
NICHOLLS (9/4/10)*	1	5-0-5	1.0-4	1.0-4	0-0	0	0	0
at NMSU (9/11/10)*	1	0-1-1	0-0	0-0	0-0	1	0	0
at Missouri (9/18/10)*	1	2-2-4	1.0-1	0-0	0-0	0	0	0
UTAH ST. (9/25/10)*	1	3-3-6	0-0	0-0	0-0	0	0	0
at BYU (10/9/10)*	1	7-2-9	0-0	0-0	0-0	0	0	0

* = Game started



► **#40 CHAD YOUNG**

FB, 6-2, 230, Fr.-RS,
La Verne, Calif. (Glendora HS)

■ **2010:** Logged his first minutes as an Aztec in the opening five outings, but does not have any carries ... Also plays on special teams.

■ **YOUNG'S CAREER STATISTICS**

Career Statistics	Rushing				Receiving				
	G	Att.	Yds.	TD	Avg.	No.	Yds.	TD	Avg.
2010	5	0	0	0	0.0	0	0	0	0.0

SDSU DEPTH CHART vs. AIR FORCE**OFFENSE****LEFT TACKLE (LT)**

- 60 **Tommie Draheim**, 6-4, 300, Jr.*
 66 Riley Gauld, 6-5, 300, Jr.-TR

LEFT GUARD (LG)

- 71 Alec Johnson, 6-3, 295, So.-SQ
 74 **Mike Matamua**, 6-4, 300, Jr.*
 65 Japheth Gordon, 6-3, 285, Fr.-RS
 75 Leo Grassilli, 6-3, 290, Jr.-SQ

CENTER (C)

- 50 **Trask Iosefa**, 6-0, 300, Sr.***
 71 Alec Johnson, 6-3, 295, So.-SQ

RIGHT GUARD (RG)

- 68 **Nik Embernate**, 6-4, 305, So.*
 51 Jimmy Miller, 6-3, 290, So.-SQ
 70 Juan Roman, 6-3, 280, Fr.-RS
 53 *Emillio Rivera*, 6-4, 305, Jr.**

RIGHT TACKLE (RT)

- 79 Kurtis Gunther, 6-8, 290, Jr.*
 73 Kellen Farr, 6-7, 300, Jr.*

WIDE RECEIVER (X)

- 80 **Vincent Brown**, 6-0, 195, Sr.***
 83 Osmond Nicholas, 6-3, 210, Fr.-RS
 41 Marcus Russell, 5-11, 190, Jr.-TR
 86 Ezell Ruffin, 6-1, 190, Fr.-HS

TIGHT END (Y)

- 88 Gavin Escobar, 6-6, 245, Fr.-RS
 85 D.J. Shields, 6-4, 240, So.*
 87 Bryce Quigley, 6-5, 240, Fr.-HS

WIDE RECEIVER (Z)

- 1 **DeMarco Sampson**, 6-2, 205, Sr.**
 18 Dominique Sandifer, 6-0, 190, So.*
 84 Dylan Denso, 6-2, 205, Fr.-RS
 17 Doug Deakin, 6-0, 185, Sr.*

RUNNING BACK (RB)

- 13 Ronnie Hillman, 5-10, 185, Fr.-HS
 30 Davon Brown, 5-9, 190, Sr.***
 34 *Walter Kazee*, 5-9, 180, So.*

FULLBACK (FB)

- 23 **Brandon Sullivan**, 5-11, 215, Sr.***
 40 Chad Young, 5-11, 240, Fr.-RS

QUARTERBACK (QB)

- 14 **Ryan Lindley**, 6-4, 220, Jr.**
 12 Jake Bernards, 6-5, 210, Fr.-RS
 16 Ryne Clark, 6-2, 205, Fr.-RS

DEFENSE**DEFENSIVE END (DE)**

- 99 **Ernie Lawson**, 6-3, 275, Sr.***
 49 J.J. Autele, 6-1, 250, Jr.*
 59 Jordan Thomas, 6-1, 240, Fr.-HS
 48 *Eron Moses*, 6-4, 250, Jr.-SQ

DEFENSIVE TACKLE (DT)

- 55 Neil Spencer, 6-2, 280, Jr.*
 94 Jerome Long, 6-5, 280, Jr.**
 91 Frederick Trujillo, 6-1, 225, So.-SQ
 97 Dontrell Onuahu, 6-2, 285, Fr.-HS

DEFENSIVE END (DE)

- 90 **B.J. Williams**, 6-3, 250, Sr.***
 47 **Jacob Tauanuu**, 6-1, 260, Sr.*
 93 Larry Gibbs, 6-0, 245, Jr.-SQ
 95 Perry Jackson, 6-2, 245, Jr.-TR

LINEBACKER (LB)

- 31 Logan Ketchum, 6-3, 220, Jr.*
 36 Nick Tenhaeff, 6-2, 210, Fr.-RS
 33 Colin Shumate, 6-2, 220, So.-SQ
 43 Ross Williams, 6-3, 210, So.-SQ

MIDDLE LINEBACKER (MLB)

- 52 Marcus Yarbrough, 6-2, 230, Sr.***
 44 Rob Andrews, 6-2, 220, So.*
 46 Jacob Driver, 6-2, 205, Fr.-RS
 50 Chris Gordert, 6-0, 230, So.-SQ

LINEBACKER (LB)

- 9 **Miles Burris**, 6-3, 235, Jr.**
 54 Demetrius Barksdale, 6-3, 210, Jr.*
 37 Vaness Harris, LB, 6-2, 245, Fr.-RS

CORNERBACK (CB)

- 2 **Leon McFadden**, 5-10, 180, So.*
 29 Larry Parker, 5-11, 170, Jr.*
 35 King Holder, 5-10, 170, Fr.-HS
 7 Derek Mack, 5-7, 160, So.-SQ
 4 *Romeo Horn*, 6-0, 185, Jr.**

WARRIOR (WAR)

- 3 Darryn Lewis, 5-9, 165, Sr.**
 20 Nat Berhe, 5-10, 185, Fr.-RS
 6 Gabe Lemon, 5-10, 190, Fr.-RS

AZTEC

- 22 Andrew Preston, 6-1, 210, Sr.***
 41 Khalid Stevens, 5-11, 195, So.-SQ
 39 Rene Siluano, 5-10, 190, Fr.-HS

WARRIOR (WAR)

- 11 **Brandon Davis**, 6-2, 190, Jr.**
 26 Marcus Andrews, 6-0, 190, Fr.-RS
 24 Colin Lockett, 6-0, 185, Fr.-RS

CORNERBACK (CB)

- 15 **Jose Perez**, 6-1, 180, Sr.**
 12 Josh Wade, 6-0, 180, So.*
 21 Mahbu Keels, 6-1, 170, Fr.-HS

SPECIALISTS**PUNTER**

- 14 **Brian Stahovich**, 6-0, 190, Jr.**

PLACEKICKER

- 38 Abel Perez, 6-1, 225, Jr.-TR
 29 Bryan Shields, 6-1, 195, Sr.-SQ

KICKOFFS

- 38 Abel Perez, 6-1, 225, Jr.-TR
 29 Bryan Shields, 6-1, 195, Sr.-SQ

HOLDER

- 17 Doug Deakin, 6-0, 185, Sr.*
 14 Brian Stahovich, 6-0, 190, Jr.**
 10 Josh O'Brien, 6-4, 230, Sr.-SQ

LONG SNAPPER

- 58 **Aaron Brewer**, 6-5, 215, Jr.**
 55 Neil Spencer, 6-2, 280, Jr.*
 50 Trask Iosefa, 6-0, 300, Sr.***

KICKOFF RETURNS

- 30 Davon Brown, 5-9, 190, Sr.*** **AND**
 11 Brandon Davis, 6-2, 190, Jr.**

PUNT RETURNS

- 29 Larry Parker, 5-11, 170, Jr.*
 2 Leon McFadden, 5-10, 180, So.*

* - Denotes number of letters earned through the 2009 season. Injured players are listed in italics and at the bottom of the depth chart. **Players in red are returning starters.** Underline players are newcomers or freshmen that redshirted last season.

INJURED - OUT FOR EXTENDED TIME

- 2 Preston King, 5-10, 170, So.*
 34 J.J. Whitaker, 5-10, 175, Fr.-HS (rt. knee)
 72 Tom Rische, 6-4, 305, Sr.-SQ (lt. knee)
 7 **Alston Umuolo**, 6-4, 255, Sr.*** (hip)
 5 **Dey Juan Hemmings**, 5-11, 210, Sr.*** (rt ankle)
 56 Jake Fely, 5-10, 205, Fr.-HS

CAPTAINS

- 17 Doug Deakin, 6-0, 185, Sr.*
 99 Ernie Lawson, 6-3, 275, Sr.***
 22 Andrew Preston, 6-1, 210, Sr.***

GAME 1

Sept. 4 • Qualcomm Stadium (25,290)

vs. Nicholls

SAN DIEGO – The San Diego State football team put on a dominating performance on both sides of the ball, blanking first-time opponent Nicholls State, 47-0, for its first win in a season-opener in six years. The Aztecs outgained the Colonels, 531-171, posted their first shutout since 2003, and logged their largest margin of victory in 14 years in front of 25,290 fans at Qualcomm Stadium.

Despite the rout, SDSU took awhile to get started with both teams attempting to shake off the first-game jitters. The Aztecs' first two drives of the evening resulted in a missed 42-yard field goal and then a fumble on their own 19-yard line. Luckily, the visitors were unable to capitalize on that mistake, as the SDSU defense stepped up with consecutive sacks followed by another tackle for loss that made Nicholls attempt a 40-yard field goal, which it also missed.

The Aztecs used the run game to find the end zone for the first time in 2010, as the team utilized five consecutive draw plays, capped by a six-yard TD rush by senior Davon Brown, to get on the scoreboard for the first time, 7-0.

After Nicholls turned the ball over on downs at the SDSU 29-yard line, the home team wasted little time in doubling its lead as quarterback Ryan Lindley found DeMarco Sampson down the sideline for a quick 71-yard touchdown.

The Aztecs took advantage of good field position for its final tally of the first half, as Lindley completed passes of 14, 20 and finally 18 yards to Sampson for the 21-0 lead.

Little changed for either side coming out of the locker room. After its only punt of the game, San Diego State scored on each its final five possessions, posting a pair of field goals and three touchdowns by three different running backs to ring up 47 points, its highest offensive output since a 52-point outburst in 2007.

Nicholls had just one legitimate scoring chance in the second half, getting to first and goal from the Aztec five-yard line on its first drive of the third quarter. The SDSU defense, however, again turned the Colonels away, dropping them for a two-yard loss on first down, holding them to no gain on second down and forcing an incomplete pass on third down. The visitors attempted a short 24-yard field goal, but that too was turned back when Aztec linebacker Logan Ketchum blocked the kick.

Defensively, SDSU held an opponent to under 200 yards of total offense for first time since 2004, and to less than 100 yards in both categories for the first time since 1998. Overall, the defense had 12 tackles for loss, including three sacks, and did not let Nicholls past its own 43-yard line on its final five possessions of the game.

Offensively, the Aztecs sported a very balanced attack with 218 rushing yards and 313 passing yards. Lindley was 17-for-26 for 303 yards, no interceptions and the two touchdowns, which both went to Sampson, who had seven receptions for 179 yards. SDSU's Walter Kazee (74 yards), Ronnie Hillman (65 yards) and Davon Brown (65 yards) all rushed for over 65 yards apiece and all scored at least one TD.

	1	2	3	4	Total
Nicholls	0	0	0	0	- 0
San Diego State	0	20	10	17	- 47

- SD – D. Brown 6-yd run (A. Perez kick) – 9 plays, 77 yards, 4:30 (11:31, 2nd)
- SD – Sampson 71-yd pass from Lindley (kick failed) – 1 plays, 71 yards, 0:09 (5:46, 2nd)
- SD – Sampson 18-yd pass from Lindley (A. Perez kick) – 6 plays, 54 yards, 2:19 (1:48, 2nd)
- SD – D. Brown 21-yd run (A. Perez kick) – 6 plays, 68 yards, 2:16 (7:00, 3rd)
- SD – A. Perez 44-yd FG – 7 plays, 48 yards, 2:44 (2:13, 3rd)
- SD – A. Perez 27-yd FG – 10 plays, 48 yards, 4:38 (10:00, 4th)
- SD – Kazee 46-yd run (A. Perez kick) – 2 plays, 47 yards, 0:51 (8:05, 4th)
- SD – Hillman 6-yd run (B. Shields kick) – 5 plays, 21 yards, 2:37 (2:29, 4th)

INDIVIDUAL STATS

Rushing (Atts.-Yards-TDs): NICH: Caston 17-49; Turner 10-45; Johnson 2-17; Moore 1-2; Warren 1-(-4); Madu 1-(-7); Klann 5-(-14). SDSU: Kazee 6-74-1; Hillman 15-65-1; D. Brown 11-65-2; Sullivan 2-14.

Passing (Att.-Comp.-Int., Yards, TDs): NICH: Caston 25-12-0, 83, 0; Klann 1-0-0, 0, 0; SDSU: Lindley 26-17-0, 303, 2; Bernardis 1-1-0, 10, 0.

Receiving (No.-Yards-TDs): NICH: Turner 3-28; Blair 3-20; Warren 2-13; Johnson 2-(-3); Allen 1-16; Nichols 1-9. SDSU: Sampson 7-179-2; V. Brown 5-39; Sandifer 2-40; Escobar 1-27; D. Brown 1-14; O'Brien 1-10; Umuolo 1-4.

TEAM STATS	NICH	SDSU
First Downs	12	23
Rushes-Yards	37-88	34-218
Passing Yards	83	313
C-A-I	12-26-0	18-27-0
Total Offense	171	531
Fumbles-Lost	3-1	1-1
Penalties-Yards	8-62	5-54
Possession Time	32:55	27:05
Turnovers	1	1
Average Field Pos.	NICH 29	SDSU 33

GAME 2

Sept. 11 • Aggie Memorial Stadium (16,891)

at New Mexico State

LAS CRUCES, N.M. – Behind freshman Ronnie Hillman's four, second-half touchdowns, the San Diego State football team started a season 2-0 for the first time in 16 years by defeating New Mexico State for the second consecutive campaign, 41-21, at Aggie Memorial Stadium.

The Aztecs once again used a balanced offensive attack, compiling 244 yards on the ground and 315 yards through the air to exceed the 500-yard mark in total offense in back-to-back outings for the first time since 2005. The SDSU defense, meanwhile, surrendered only 328 yards with 149 of those yards coming on five plays.

The Aggies, playing in their first contest of 2010, looked to gain momentum early, taking the opening kick off and putting together a 11-play, 61-yard drive, bolstered by a 27-yard reception and an Aztec pass interference penalty on third and 20. NMSU kicker Tyler Stampler, however, missed wide right on a 37-yard field-goal leaving the game still scoreless.

Taking over, San Diego State attempted five passes on its first six offensive plays, completing three of them to set up a 4th-and-1 at its own 40-yard line. The Aztecs gambled and went for it, but Davon Brown was stuffed at the line of scrimmage and NMSU took over on downs. Utilizing the short field, the Aggies scored just over two minutes later on an 18-yard rush by Kenny Turner to take a 7-0 lead.

After a three and out on its next drive, SDSU got on the board at the end of the first quarter, settling for a 25-yard Abel Perez field goal, despite having first and goal at the Aggie 10-yard line.

This proved to be a common theme for the Aztec offense in the second quarter, as it was unable to get into the end zone on each of its next two possessions, despite getting deep into NMSU territory. Place-kicker Perez made a 32-yard field goal, but missed on his next attempt from 37 yards out, meaning SDSU still trailed 7-6.

The Aztecs finally took the lead with 1:26 left until the half, as quarterback Ryan Lindley found Gavin Escobar for a 14-yard TD reception and the 13-7 advantage.

The second half turned into the Hillman show, as he started off the third quarter with a sensational 44-yard touchdown run and scored three more times, logging 15 carries for 120 yards in the final 30 minutes for the first 100-yard effort of his career.

NMSU, whose offense was limited to -3 yards in the second quarter, utilized quick strikes to keep the game close, scoring touchdowns on a one-play drive and later a three-play possession to only trail 27-21 with 11:45 left in the game.

SDSU would immediately answer, as a 57-yard screen pass from Lindley to Brandon Sullivan on a third and nine led to Hillman's third TD of the night. The freshman capped scoring following an NMSU turnover, rushing three consecutive times to put the final score at 41-21.

	1	2	3	4	Total
San Diego State	3	10	14	14	- 41
New Mexico State	7	0	7	7	- 21

- NMSU – Turner 18-yd run (Stampler kick) – 4 plays, 40 yards, 2:12 (5:49, 1st)
- SD – A. Perez 25-yd FG – 5 plays, 57 yards, 1:09 (1:13, 1st)
- SD – A. Perez 32-yd FG – 9 plays, 30 yards, 3:43 (10:28, 2nd)
- SD – Escobar 14-yd pass from Lindley (A. Perez kick) – 9 plays, 59 yards, 4:29 (1:26, 2nd)
- SD – Hillman 44-yd run (A. Perez kick) – 4 plays, 59 yards, 1:27 (13:25, 3rd)
- NMSU – Allen 58-yd pass from Christian (Stampler kick) – 1 plays, 58 yards, 0:11 (6:55, 3rd)
- SD – Hillman 4-yd run (A. Perez kick) – 5 plays, 74 yards, 2:05 (6:55, 3rd)
- NMSU – Lee 16-yd pass from Christian (Stampler kick) – 3 plays, 60 yards, 0:53 (11:45, 4th)
- SD – Hillman 2-yd run (A. Perez kick) – 6 plays, 81 yards, 2:47 (8:52, 4th)
- SD – Hillman 1-yd run (A. Perez kick) – 3 plays, 13 yards, 1:22 (4:28, 4th)

INDIVIDUAL STATS

Rushing (Atts.-Yards-TDs): SDSU: Hillman 22-150-4; Kazee 10-52; D. Brown 4-50; Sullivan 1-1; Sampson 1-(-3).

Passing (Att.-Comp.-Int., Yards, TDs): SDSU: Lindley 42-20-0, 319, 1; D. Brown 0-1-0, 0, 0; NMSU: Christian 34-17-0, 223, 2.

Receiving (No.-Yards-TDs): SDSU: V. Brown 5-99; Sampson 4-73; Sullivan 3-69; Escobar 2-33-1; Umuolo 2-15; Sandifer 2-9; Denso 1-11; Kazee 1-10. NMSU: Nelson 5-28; Allen 4-114-1; Lee 4-40-1; Preston 2-27; Smith 1-7; Frazier 1-7.

TEAM STATS	SDSU	NMSU
First Downs	24	17
Rushes-Yards	40-244	26-105
Passing Yards	319	223
C-A-I	20-43-0	17-34-0
Total Offense	563	328
Fumbles-Lost	0-0	2-1
Penalties-Yards	10-106	9-86
Possession Time	33:13	26:47
Turnovers	0	1
Average Field Pos.	SDSU 32	NMSU 27

GAME 3

Sept. 18 • Faurot Field (56,050)

at rv/No. 25 Missouri

COLUMBIA, Mo. – Heartbreak once again found the San Diego State football team, as host and 25th-ranked Missouri overcame a four-point deficit on a 68-yard touchdown pass with just 51 seconds left in the game to allow the Tigers to escape with a 27-24 victory in front of over 56,000 at Faurot Field in Columbia.

The Aztecs trailed for most of the game, but took their first lead with 10, fourth-quarter points on a miraculous 93-yard touchdown run by Ronnie Hillman and a 25-yard field goal from Abel Perez to go ahead 24-20 with just over two minutes left.

The SDSU defense, which forced three Missouri turnovers in the fourth quarter, wasn't able to stop Tiger wideout T.J. Moe, who caught a pass along the far sideline, evaded tacklers and rambled 68 yards for the game-winner.

The Tigers' scoring drive took just 31 seconds, leaving the Aztecs with 51 ticks to drive the length of the field. A 27-yard pass play was negated by a penalty and SDSU was able to move only 13 yards before time expired.

San Diego State had its chances in the fourth quarter to put more points on the board or at least run down more time on the game clock. Trailing 20-14, the Aztec defense recovered a fumble at the Tigers' seven-yard line, but after getting four yards on first down, SDSU quarterback Ryan Lindley overthrew tight end Gavin Escobar and Missouri's Kevin Rutland intercepted the pass in the end zone.

Leading 21-20 with under five minutes left, the Aztecs had first down at the Missouri 14-yard line, but two rushes for six yards and an incomplete pass on third down forced them to settle for a field goal.

SDSU got the ball right back two offensive plays later as cornerback Leon McFadden intercepted Blaine Gabbert's pass at the Missouri 37. With just 1:47 remaining, the Aztecs were unable to get a first down, advancing only two yards and running off only 25 seconds before being forced to punt and leaving the Tigers with 1:22 to notch the game-winning play.

Each team started the game off well offensively, as both scored a touchdown on its opening drives. Missouri broke the tie with a 34-yard field goal at the end of the first quarter and jumped ahead by 10 points with a 11-yard TD run with only a minute left until halftime. The Aztecs reclaimed the momentum heading into the locker room, however, when Hillman broke loose for a 75-yard touchdown with just nine seconds left in the half to put SDSU down only 17-14.

Missouri kicked another field goal in the third quarter, setting up the fateful final 15 minutes, which began with the Aztecs trailing 20-14.

Despite the loss, Hillman continued to dazzle, carrying 23 times for 228 yards and the touchdown runs of 75 and 93 yards, the latter of which was the second-longest rush in school history.

SDSU ran for over 200 yards for the third straight game and the two sides tied with exactly 440 yards of total offense apiece.

	1	2	3	4	Total
San Diego State	7	7	0	10	- 24
No. 25 Missouri	10	7	3	7	- 27

MU – Moore 17-yd run (Ressel kick) – 9 plays, 80 yards, 3:16 (11:44, 1st)
SD – Kazee 11-yd run (A. Perez kick) – 10 plays, 80 yards, 4:10 (7:34, 1st)
MU – Ressel 34-yd FG – 7 plays, 20 yards, 2:08 (0:26, 1st)
MU – Gabbert 11-yd run (Ressel kick) – 8 plays, 78 yards, 2:01 (1:00, 2nd)
SD – Hillman 75-yd run (A. Perez kick) – 3 plays, 79 yards, 0:35 (0:19, 2nd)
MU – Ressel 38-yd FG – 12 plays, 75 yards, 4:56 (6:52, 3rd)
SD – Hillman 93-yd run (A. Perez kick) – 2 plays, 94 yards, 0:56 (10:55, 4th)
SD – A. Perez 25-yd FG – 6 plays, 37 yards, 2:51 (2:03, 4th)
MU – Moe 68-yd pass from Gabbert (Ressel kick) – 2 plays, 88 yards, 0:31 (0:51, 4th)

INDIVIDUAL STATS

Rushing (Atts.-Yards-TDs): SDSU: Hillman 23-228-2; Kazee 7-26-1; Sullivan 1-2; D. Brown 1-0; Lindley 1-(-6). MU: Josey 10-36; Moore 6-34-1; Lawrence 3-29; Team 1-(-1); Gabbert 7-(-9)-1
Passing (Att.-Comp.-Int., Yards, TDs): SDSU: Lindley 44-20-1, 190, 0; MU: Gabbert 28-51-2, 351, 1.
Receiving (No.-Yards-TDs): SDSU: Sampson 6-81; V. Brown 5-17; Sullivan 2-41; Sandifer 2-9; Escobar 2-5; Kazee 1-28; D. Brown 1-7; Hillman 1-2. MU: Egnew 13-145; Moe 7-119-1; Jackson 4-47; Gerau 1-28; Josey 1-8; Woodland 1-5; McGaffie 1-(-1).

TEAM STATS	SDSU	MU
First Downs	17	25
Rushes-Yards	33-250	27-89
Passing Yards	190	351
C-A-I	20-44-1	28-51-2
Total Offense	440	440
Fumbles-Lost	0-0	4-1
Penalties-Yards	10-56	2-30
Possession Time	31:58	28:02
Turnovers	1	3
Average Field Pos.	SDSU 27	MU 26

GAME 4

Sept. 25 • Qualcomm Stadium (45,682)

vs. Utah State

SAN DIEGO – San Diego State scored touchdowns on each of its first four possessions of the game, running out to a 28-0 lead and never looking back, as the Aztecs finished their 2010 non-conference campaign with a 41-7 drubbing of Utah State at Qualcomm Stadium. Over 45,000 fans turned out to see the team improve to 3-1 on the season, matching the program's best start in 29 years.

SDSU continued to sport a well-balanced attack with 142 yards on the ground and 362 yards through the air for its third game this season with over 500 yards of total offense. The Aztec defense, meanwhile, put a near lid on anything the Utah State offense could muster, limiting the Aggies to only 245 yards and a single touchdown, which was set up by a turnover on special teams.

After Utah State punted on the initial drive of the game, the Aztecs took over and took six plays, highlighted by a 21-yard reception by Brandon Sullivan on third-and-4, to get to the Aggie 17-yard line. SDSU then gave the ball to freshman Ronnie Hillman on four consecutive running plays, plunging in from a yard out for the 7-0 lead.

The Aztecs doubled that advantage just over two and a half minutes later when quarterback Ryan Lindley connected with tight end Gavin Escobar on a 45-yard reception that set up another rushing score, this time by sophomore Walter Kazee.

San Diego State used a little trickery on its third touchdown of the first quarter as Lindley faked a handoff on fourth-and-1, kept the ball behind his back and then found freshman tight end Bryce Quigley wide open for a 28-yard touchdown, the first of his collegiate career.

With the Aztecs already leading 28-0, Utah State's lone scoring threat in the first half stalled at the SDSU 29, as quarterback Diondre Borel's pass fell incomplete on a fourth-and-6.

The Aggies finally got on the scoreboard at the 9:43 mark of the third quarter, taking advantage of a San Diego State fumble on a punt return at its own 17-yard line, to reach the end zone on a 7-yard rush by Derrvin Speight and make the score 28-7.

It didn't take long for the Aztecs to answer, as Lindley connected with Vincent Brown for the wideout's second long touchdown catch of the day - this one for 82 yards - less than a minute later. SDSU would tally six more points on two Abel Perez field goals to capture the 41-7 victory.

Lindley finished with a season-high 362 yards passing, completing over 70 percent of his throws, to go with his three TDs. Vincent Brown had five receptions for 177 yards and two scores, while Hillman had 23 carries for 89 yards and one touchdown. Defensively, cornerback Leon McFadden tallied a team-best seven stops and a career-high three tackles for a loss of 20 yards.

	1	2	3	4	Total
Utah State	0	0	7	0	- 7
San Diego State	21	7	10	3	- 41

SD – Hillman 1-yd run (A. Perez kick) – 10 plays, 58 yards, 4:58 (7:57, 1st)
SD – Kazee 5-yd run (A. Perez kick) – 4 plays, 59 yards, 1:21 (5:14, 1st)
SD – Quigley 28-yd pass from Lindley (A. Perez kick) – 7 plays, 70 yards, 2:38 (0:08, 1st)
SD – V. Brown 65-yd pass from Lindley (A. Perez kick) – 6 plays, 97 yards, 2:58 (8:43, 2nd)
USU – Speight 7-yd run (Loveless kick) – 5 plays, 17 yards, 1:08 (9:43, 3rd)
SD – V. Brown 82-yd pass from Lindley (A. Perez kick) – 2 plays, 80 yards, 1:01 (8:42, 3rd)
SD – A. Perez 20-yd FG – 10 plays, 45 yards, 4:42 (1:57, 3rd)
SD – A. Perez 37-yd FG – 8 plays, 26 yards, 4:54 (1:53, 4th)

INDIVIDUAL STATS

Rushing (Atts.-Yards-TDs): USU: Speight 11-51-1; DeMartino 6-35; Williams 4-14; Marshall 1-10; Borel 18-5. SDSU: Hillman 23-89-1; Kazee 9-27-1; Deakin 1-13; Sampson 2-12; Sullivan 1-3; Lindley 2-3.

Passing (Att.-Comp.-Int., Yards, TDs): USU: Borel 31-14-1, 130, 0; SDSU: Lindley 24-17-1, 362, 3.
Receiving (No.-Yards-TDs): USU: Watkins 5-51; Moats 4-31; Bartlett 2-21; Morgan 1-23; Van Leeuwen 1-6; Reynolds 1-(-2). SDSU: V. Brown 5-117-2; Sullivan 3-37; Escobar 2-57; Sampson 2-40; Quigley 2-33-1; Denso 1-8; Sandifer 1-6; Hillman 1-4.

TEAM STATS	USU	SDSU
First Downs	14	18
Rushes-Yards	40-115	38-142
Passing Yards	130	362
C-A-I	14-31-1	17-24-1
Total Offense	245	504
Fumbles-Lost	0-0	2-1
Penalties-Yards	8-80	7-70
Possession Time	28:43	31:17
Turnovers	1	2
Average Field Pos.	USU 31	SDSU 28

GAME 5 *Oct. 9 • LaVell Edwards Stadium (62,176)*

at Brigham Young

PROVO, Utah –The San Diego State football team spotted host Brigham Young a 14-point first-quarter lead and was never able to catch up, as the Cougars held on for the 24-21 victory in front of 62,176 fans at LaVell Edwards Stadium in Provo, Utah. The loss was the Aztecs' second of the 2010 campaign by only a three-point margin and denied them the chance to start a season with a 4-1 record for the first time since 1996.

BYU dominated the time of possession battle, holding the ball for 45 minutes, running 37 more plays and owning a 413-273 advantage in total offense, including 271 yards on the ground.

After SDSU was forced to punt on its first possession, the Cougars took 14 plays to get to the visitor's 32-yard line. The Aztec defense stopped them on a third-down play and were looking to get the ball back, but BYU faked a punt and Matt Marshall found Mike Muehlmann for a 16-yard gain and a first down. Five consecutive rushes later, the home team went up 7-0 on a three-yard run by J.J. Di Luigi to finish up a drive that covered 78 yards and spanned 8:34.

San Diego State's next offensive possession was very short lived, as quarterback Ryan Lindley's pass on first down was intercepted and returned to the Aztec 24-yard line. The Cougars promptly turned that into seven more points and a 14-0 lead on a two-yard touchdown rush by Bryan Kariya.

The SDSU offense which gained only eight yards in the first quarter, finally woke up with five minutes left in the second quarter as Lindley found wideout Vincent Brown for a 36-yard touchdown, making the score 14-7.

Both sides had chances to put more points on the board before half. Aztec defensive back Leon McFadden intercepted a pass in the end zone and linebacker Miles Burris forced a fumble to end two Cougar scoring threats, while BYU utilized a key last-second timeout to ice SDSU place-kicker Abel Perez on a 43-yard field goal try as time expired heading into the locker room.

Brigham Young increased its lead to 10 points on a 29-yard field goal in the third quarter, but the Aztecs immediately responded on their next drive by converting a fourth down and goal with a one-yard touchdown reception by tight end Gavin Escobar.

Each school logged a touchdown in the fourth quarter, with BYU notching one first on a 1-yard run by Kariya to move the score out to 24-14 with 13:43 remaining. SDSU answered with a six-play, 59-yard drive culminating in a four-yard TD catch by fullback Brandon Sullivan.

The Aztec offense got the ball back with 3:26 left in the game, but the possession stalled at the 20-yard line with three consecutive incompletions. SDSU then elected to punt, hoping for a defensive stop which it never ended up getting, as the Cougars converted a pair of third downs, including one via penalty, to run out the clock and secure the 24-21 victory.

	1	2	3	4	Total
San Diego State	0	7	7	7	- 21
BYU	14	0	3	7	- 24

- BYU –Di Luigi 3-yd run (Payne kick) – 19 plays, 78 yards, 8:28 (4:57, 1st)
- BYU – Kariya 2-yd run (Payne kick) – 5 plays, 24 yards, 2:40 (2:02, 1st)
- SD – V. Brown 36-yd pass from Lindley (A.Perez kick) – 2 plays, 52 yards, 0:31 (5:00, 2nd)
- BYU– Payne 29-yd FG – 8 plays, 38 yards, 4:13 (6:21, 3rd)
- SD – Escobar 1-yd pass from Lindley (A. Perez kick) – 8 plays, 83 yards, 2:29 (3:43, 3rd)
- BYU – Kariya 1-yd run (Payne kick) – 9 plays, 67 yards, 4:51 (13:43, 4th)
- SD – Sullivan 4-yd pass from Lindley (A.Perez kick) – 6 plays, 59 yards, 2:31 (6:27, 4th)

INDIVIDUAL STATS

Rushing (Atts.-Yards-TDs): SDSU: Hillman 11-62; Lindley 1(-9). BYU: Di Luigi 22-134-1; Kariya 22-85-2; Quezada 11-50; Heaps 6-4-0; Team 1(-2)-0.

Passing (Att.-Comp.-Int., Yards, TDs): SDSU: Lindley 34-20-1, 220, 3; BYU: Heaps 22-15-1, 126, 0; Marshall 1-1-0, 16, 0.

Receiving (No.-Yards-TDs): SDSU: V. Brown 6-101-1; Sampson 4-47; Sandifer 3-25; Sullivan 3-6-1; Quigley 1-19; Denso 1-12; D. Brown 1-9; Escobar 1-1-1. BYU: Jacobson 4-29; Mathews 3-43; Di Luigi 3-23; Kariya 2-13; Muehlmann 1-16; Hague 1-10; Mahina 1-5; Hoffman 1-3.

TEAM STATS	SDSU	BYU
First Downs	12	24
Rushes-Yards	12-53	62-271
Passing Yards	220	142
C-A-I	20-36-1	16-23-1
Total Offense	273	413
Fumbles-Lost	1-0	1-1
Penalties-Yards	4-37	5-25
Possession Time	14:59	45:01
Turnovers	1	2
Average Field Pos.	SDSU 26	BYU 34

2010 SAN DIEGO STATE STATISTICS

Date	Opponent	Score	Att.
Sep 04, 2010	NICHOLLS STATE	W 47-0	25290
Sep 11, 2010	at New Mexico State	W 41-21	16891
Sep 18, 2010	at #25 Missouri	L 24-27	56050
Sep 25, 2010	UTAH STATE	W 41-7	45682
* Oct 09, 2010	at BYU Cougars	L 21-24	62176

Record:	Overall	Home	Away	Neutral
All games	3-2	2-0	1-2	0-0
Conference	0-1	0-0	0-1	0-0
Non-Conference	3-1	2-0	1-1	0-0

Rushing	gp	att	gain	loss	net	avg	td	lg	avg/g
HILLMAN, Ronnie	5	94	628	34	594	6.3	8	93	118.8
KAZEE, Walter	4	32	180	6	174	5.4	3	46	43.5
BROWN, Davon	5	16	116	1	115	7.2	2	44	23.0
SULLIVAN, Brand	5	5	20	0	20	4.0	0	9	4.0
DEAKIN, Doug	5	1	13	0	13	13.0	0	13	2.6
SAMPSON, DeMarc	5	3	12	3	9	3.0	0	10	1.8
TEAM	4	2	0	6	-6	-3.0	0	0	-1.5
LINDLEY, Ryan	5	4	3	15	-12	-3.0	0	3	-2.4
Total	5	157	972	65	907	5.8	13	93	181.4
Opponents	5	192	846	178	668	3.5	7	46	133.6

Team Statistics	SDSU	OPP
FIRST DOWNS	94	92
Rushing	35	37
Passing	53	43
Penalty	6	12
RUSHING YARDAGE	907	668
Rushing Attempts	157	192
Average Per Rush	5.8	3.5
Average Per Game	181.4	133.6
TDs Rushing	13	7
PASSING YARDAGE	1404	929
Comp-Att-Int	95-174-3	87-165-4
Average Per Pass	8.1	5.6
Average Per Catch	14.8	10.7
Average Per Game	280.8	185.8
TDs Passing	9	3
TOTAL OFFENSE	2311	1597
Average Per Play	7.0	4.5
Average Per Game	462.2	319.4
KICK RETURNS: #-Yards	13-261	21-472
PUNT RETURNS: #-Yards	15-95	15-121
INT RETURNS: #-Yards	4-33	3-35
FUMBLES-LOST	4-2	10-4
PENALTIES-Yards	36-323	32-283
PUNTS-AVG	24-46.6	36-41.0
TIME OF POSSESSION/Game	27:42	32:18
3RD-DOWN Conversions	30/71	27/79
4TH-DOWN Conversions	3/6	1/5

Passing	gp	effic	comp-att-int	pct	yds	td	lg	avg/g
LINDLEY, Ryan	5	138.12	94-170-3	55.3	1394	9	82	278.8
TEAM	4	0.00	0-2-0	0.0	0	0	0	0.0
BERNARDS, Jake	1	184.00	1-1-0	100.0	10	0	10	10.0
BROWN, Davon	5	0.00	0-1-0	0.0	0	0	0	0.0
Total	5	136.00	95-174-3	54.6	1404	9	82	280.8
Opponents	5	101.17	87-165-4	52.7	929	3	68	185.8

Receiving	gp	no.	yds	avg	td	lg	avg/g
BROWN, Vincent	5	26	433	16.7	3	82	86.6
SAMPSON, DeMarc	5	23	420	18.3	2	71	84.0
SULLIVAN, Brand	5	11	153	13.9	1	57	30.6
SANDIFER, Domin	5	10	89	8.9	0	29	17.8
ESCOBAR, Gavin	5	8	123	15.4	2	45	24.6
QUIGLEY, Bryce	3	3	52	17.3	1	28	17.3
DENSO, Dylan	5	3	31	10.3	0	12	6.2
BROWN, Davon	5	3	30	10.0	0	14	6.0
UMUOLO, Alston	2	3	19	6.3	0	11	9.5
KAZEE, Walter	4	2	38	19.0	0	28	9.5
HILLMAN, Ronnie	5	2	6	3.0	0	4	1.2
O'BRIEN, Josh	5	1	10	10.0	0	10	2.0
Total	5	95	1404	14.8	9	82	280.8
Opponents	5	87	929	10.7	3	68	185.8

Interceptions	no.	yds	avg	td	lg
MCFADDEN, Leon	2	0	0.0	0	0
BERHE, Nat	1	10	10.0	0	10
LEWIS, Darryn	1	23	23.0	0	23

Field Goals	fg	pct.	01-19	20-29	30-39	40-49	50-99	lg	blk
PEREZ, Abel	7-11	63.6	0-0	4-4	2-3	1-4	0-0	44	0

Punting	no.	yds	avg	lg	tb	fc	i20	50+	blk
STAHOVICH, Bria	24	1119	46.6	67	1	5	6	10	0

Scoring	td	fg	PAT						pts
			kick	rush	rcv	pass	dxp	saf	
HILLMAN, Ronnie	8	-	-	-	-	-	-	-	48
PEREZ, Abel	-	7-11	20-21	-	-	-	-	-	41
BROWN, Vincent	3	-	-	-	-	-	-	-	18
KAZEE, Walter	3	-	-	-	-	-	-	-	18
BROWN, Davon	2	-	-	-	-	-	-	-	12
SAMPSON, DeMarc	2	-	-	-	-	-	-	-	12
ESCOBAR, Gavin	2	-	-	-	-	-	-	-	12
QUIGLEY, Bryce	1	-	-	-	-	-	-	-	6
SULLIVAN, Brand	1	-	-	-	-	-	-	-	6
SHIELDS, Bryan	-	-	1-1	-	-	-	-	-	1
Total	22	7-11	21-22	-	-	-	-	-	174
Opponents	10	3-6	10-10	-	-	-	-	-	79

Punt Returns	no.	yds	avg	td	lg
PARKER, Larry	7	43	6.1	0	14
MCFADDEN, Leon	5	46	9.2	0	23
SANDIFER, Domin	3	6	2.0	0	6
Total	15	95	6.3	0	23
Opponents	15	121	8.1	0	32

Kick Returns	no.	yds	avg	td	lg
BROWN, Davon	10	187	18.7	0	25
DAVIS, Brandon	3	74	24.7	0	36
Total	13	261	20.1	0	36
Opponents	21	472	22.5	0	33

Score by Quarters	1st	2nd	3rd	4th	OT	Total
San Diego State	31	51	41	51	0	174
Opponents	31	7	20	21	0	79

All Purpose	g	rush	rcv	pr	kr	ir	total	avg/g
HILLMAN, Ronni	5	594	6	0	0	0	600	120.0
BROWN, Vincent	5	0	433	0	0	0	433	86.6
SAMPSON, DeM	5	9	420	0	0	0	429	85.8
BROWN, Davon	5	115	30	0	187	0	332	66.4
KAZEE, Walter	4	174	38	0	0	0	212	53.0
Total	5	907	1404	95	261	33	2700	540.0
Opponents	5	668	929	121	472	35	2225	445.0

Total Offense	g	plays	rush	pass	total	avg/g
LINDLEY, Ryan	5	174	-12	1394	1382	276.4
HILLMAN, Ronnie	5	94	594	0	594	118.8
KAZEE, Walter	4	32	174	0	174	43.5
BROWN, Davon	5	17	115	0	115	23.0
SULLIVAN, Brand	5	5	20	0	20	4.0
Total	5	331	907	1404	2311	462.2
Opponents	5	357	668	929	1597	319.4

#	Defensive Leaders	gp	Tackles				tfl/yds	Sacks no-yds	Pass defense			Fumbles		blkd kick	saf
			ua	a	tot				int-yds	brup	qbh	rcv-yds	ff		
52	YARBROUGH, Marc	5	17	8	25	2.0-5	1.0-4	.	1	
9	BURRIS, Miles	5	13	11	24	6.0-29	3.0-18	2	.	.	
22	PRESTON, Andrew	5	16	8	24	.	.	.	1	
3	LEWIS, Darryn	5	15	9	24	1.0-2	.	1-23	1	

2010 TEAM STATISTICS

Team Statistics	SDSU	OPP
SCORING	174	79
Points Per Game	34.8	15.8
FIRST DOWNS	94	92
Rushing	35	37
Passing	53	43
Penalty	6	12
RUSHING YARDAGE	907	668
Yards gained rushing	972	846
Yards lost rushing	65	178
Rushing Attempts	157	192
Average Per Rush	5.8	3.5
Average Per Game	181.4	133.6
TDs Rushing	13	7
PASSING YARDAGE	1404	929
Comp-Att-Int	95-174-3	87-165-4
Average Per Pass	8.1	5.6
Average Per Catch	14.8	10.7
Average Per Game	280.8	185.8
TDs Passing	9	3
TOTAL OFFENSE	2311	1597
Total Plays	331	357
Average Per Play	7.0	4.5
Average Per Game	462.2	319.4
KICK RETURNS: #-Yards	13-261	21-472
PUNT RETURNS: #-Yards	15-95	15-121
INT RETURNS: #-Yards	4-33	3-35
KICK RETURN AVERAGE	20.1	22.5
PUNT RETURN AVERAGE	6.3	8.1
INT RETURN AVERAGE	8.2	11.7
FUMBLES-LOST	4-2	10-4
PENALTIES-Yards	36-323	32-283
Average Per Game	64.6	56.6
PUNTS-Yards	24-1119	36-1477
Average Per Punt	46.6	41.0
Net punt average	40.8	36.7
TIME OF POSSESSION/Game	27:42	32:18
3RD-DOWN Conversions	30/71	27/79
3rd-Down Pct	42%	34%
4TH-DOWN Conversions	3/6	1/5
4th-Down Pct	50%	20%
SACKS BY-Yards	11-69	2-15
MISC YARDS	25	0
TOUCHDOWNS SCORED	22	10
FIELD GOALS-ATTEMPTS	7-11	3-6
ON-SIDE KICKS	0-0	0-0
RED-ZONE SCORES	(18-21) 86%	(11-15) 73%
RED-ZONE TOUCHDOWNS	(12-21) 57%	(8-15) 53%
PAT-ATTEMPTS	(21-22) 95%	(10-10) 100%
ATTENDANCE	70972	135117
Games/Avg Per Game	2/35486	3/45039
Neutral Site Games		0/0

Score by Quarters	1st	2nd	3rd	4th	OT	Total
San Diego State	31	51	41	51	0	174
Opponents	31	7	20	21	0	79

2010 INDIVIDUAL STATISTICS

Rushing	gp	att	gain	loss	net	avg	td	lg	avg/g
HILLMAN, Ronnie	5	94	628	34	594	6.3	8	93	118.8
KAZEE, Walter	4	32	180	6	174	5.4	3	46	43.5
BROWN, Davon	5	16	116	1	115	7.2	2	44	23.0
SULLIVAN, Brand	5	5	20	0	20	4.0	0	9	4.0
DEAKIN, Doug	5	1	13	0	13	13.0	0	13	2.6
SAMPSON, DeMarc	5	3	12	3	9	3.0	0	10	1.8
TEAM	4	2	0	6	-6	-3.0	0	0	-1.5
LINDLEY, Ryan	5	4	3	15	-12	-3.0	0	3	-2.4
Total	5	157	972	65	907	5.8	13	93	181.4
Opponents	5	192	846	178	668	3.5	7	46	133.6

Passing	gp	effic	comp-att-int	pct	yds	td	lg	avg/g
LINDLEY, Ryan	5	138.12	94-170-3	55.3	1394	9	82	278.8
TEAM	4	0.00	0-2-0	0.0	0	0	0	0.0
BERNARDS, Jake	1	184.00	1-1-0	100.0	10	0	10	10.0
BROWN, Davon	5	0.00	0-1-0	0.0	0	0	0	0.0
Total	5	136.00	95-174-3	54.6	1404	9	82	280.8
Opponents	5	101.17	87-165-4	52.7	929	3	68	185.8

Receiving	gp	no.	yds	avg	td	lg	avg/g
BROWN, Vincent	5	26	433	16.7	3	82	86.6
SAMPSON, DeMarc	5	23	420	18.3	2	71	84.0
SULLIVAN, Brand	5	11	153	13.9	1	57	30.6
SANDIFER, Domin	5	10	89	8.9	0	29	17.8
ESCOBAR, Gavin	5	8	123	15.4	2	45	24.6
QUIGLEY, Bryce	3	3	52	17.3	1	28	17.3
DENSO, Dylan	5	3	31	10.3	0	12	6.2
BROWN, Davon	5	3	30	10.0	0	14	6.0
UMUOLO, Alston	2	3	19	6.3	0	11	9.5
KAZEE, Walter	4	2	38	19.0	0	28	9.5
HILLMAN, Ronnie	5	2	6	3.0	0	4	1.2
O'BRIEN, Josh	5	1	10	10.0	0	10	2.0
Total	5	95	1404	14.8	9	82	280.8
Opponents	5	87	929	10.7	3	68	185.8

Punt Returns	no.	yds	avg	td	lg
PARKER, Larry	7	43	6.1	0	14
MCFADDEN, Leon	5	46	9.2	0	23
SANDIFER, Domin	3	6	2.0	0	6
Total	15	95	6.3	0	23
Opponents	15	121	8.1	0	32

Interceptions	no.	yds	avg	td	lg
MCFADDEN, Leon	2	0	0.0	0	0
BERHE, Nat	1	10	10.0	0	10
LEWIS, Darryn	1	23	23.0	0	23
Total	4	33	8.2	0	23
Opponents	3	35	11.7	0	24

Kick Returns	no.	yds	avg	td	lg
BROWN, Davon	10	187	18.7	0	25
DAVIS, Brandon	3	74	24.7	0	36
Total	13	261	20.1	0	36
Opponents	21	472	22.5	0	33

Fumble Returns	no.	yds	avg	td	lg
Total	0	0	0.0	0	0
Opponents	0	0	0.0	0	0

2010 INDIVIDUAL STATISTICS

Scoring	td	fg	PAT				d xp	saf	pts
			kick	rush	rcv	pass			
HILLMAN, Ronnie	8	-	-	-	-	-	-	48	
PEREZ, Abel	-	7-11	20-21	-	-	-	-	41	
BROWN, Vincent	3	-	-	-	-	-	-	18	
KAZEE, Walter	3	-	-	-	-	-	-	18	
SAMPSON, DeMarc	2	-	-	-	-	-	-	12	
ESCOBAR, Gavin	2	-	-	-	-	-	-	12	
BROWN, Davon	2	-	-	-	-	-	-	12	
SULLIVAN, Brand	1	-	-	-	-	-	-	6	
QUIGLEY, Bryce	1	-	-	-	-	-	-	6	
SHIELDS, Bryan	-	-	1-1	-	-	-	-	1	
Total	22	7-11	21-22	-	-	-	-	174	
Opponents	10	3-6	10-10	-	-	-	-	79	

Total Offense	g	plays	rush	pass	total	avg/g
LINDLEY, Ryan	5	174	-12	1394	1382	276.4
HILLMAN, Ronnie	5	94	594	0	594	118.8
KAZEE, Walter	4	32	174	0	174	43.5
BROWN, Davon	5	17	115	0	115	23.0
SULLIVAN, Brand	5	5	20	0	20	4.0
DEAKIN, Doug	5	1	13	0	13	2.6
BERNARDS, Jake	1	1	0	10	10	10.0
SAMPSON, DeMarc	5	3	9	0	9	1.8
TEAM	4	4	-6	0	-6	-1.5
Total	5	331	907	1404	2311	462.2
Opponents	5	357	668	929	1597	319.4

Field Goals	fg	pct.	01-19	20-29	30-39	40-49	50-99	lg	blk
PEREZ, Abel	7-11	63.6	0-0	4-4	2-3	1-4	0-0	44	0

Punting	no.	yds	avg	lg	tb	fc	i20	50+	blk
STAHOVICH, Bria	24	1119	46.6	67	1	5	6	10	0
Total	24	1119	46.6	67	1	5	6	10	0
Opponents	36	1477	41.0	58	3	5	11	4	0

FG Sequence	San Diego State	Opponents
Nicholls State	42,(44),(27)	40,24
New Mexico State	(25),(32),37,45	37
Missouri	(25)	(34),(38)
Utah State	(20),(37)	-
BYU Cougars	43	(29)

Kickoffs	no.	yds	avg	tb	ob	retn	net	ydln
PEREZ, Abel	34	2325	68.4	13	0			
Total	34	2325	68.4	13	0	22.5	46.9	23
Opponents	18	1203	66.8	4	1	20.1	47.9	22

Numbers in (parentheses) indicate field goal was made.

2010 INDIVIDUAL STATISTICS

All Purpose	g	rush	rcv	pr	kr	ir	total	avg/g
HILLMAN, Ronni	5	594	6	0	0	0	600	120.0
BROWN, Vincen	5	0	433	0	0	0	433	86.6
SAMPSON, De	5	9	420	0	0	0	429	85.8
BROWN, Davon	5	115	30	0	187	0	332	66.4
KAZEE, Walter	4	174	38	0	0	0	212	53.0
SULLIVAN, Bran	5	20	153	0	0	0	173	34.6
ESCOBAR, Gavi	5	0	123	0	0	0	123	24.6
SANDIFER, Do	5	0	89	6	0	0	95	19.0
DAVIS, Brandon	5	0	0	0	74	0	74	14.8
QUIGLEY, Bryce	3	0	52	0	0	0	52	17.3
MCFADDEN, Le	5	0	0	46	0	0	46	9.2
PARKER, Larry	4	0	0	43	0	0	43	10.8
DENSO, Dylan	5	0	31	0	0	0	31	6.2
LEWIS, Darryn	5	0	0	0	0	23	23	4.6
UMUOLO, Alsto	2	0	19	0	0	0	19	9.5
DEAKIN, Doug	5	13	0	0	0	0	13	2.6
O'BRIEN, Josh	5	0	10	0	0	0	10	2.0
BERHE, Nat	5	0	0	0	0	10	10	2.0
TEAM	4	-6	0	0	0	0	-6	-1.5
LINDLEY, Ryan	5	-12	0	0	0	0	-12	-2.4
Total	5	907	1404	95	261	33	2700	540.0
Opponents	5	668	929	121	472	35	2225	445.0

2010 DEFENSIVE STATISTICS

#	Defensive Leaders	gp	Tackles			tfl/yds	Sacks no-yds	Pass defense			Fumbles		blkd	
			ua	a	tot			int-yds	brup	qbh	rcv-yds	ff	kick	saf
52	YARBROUGH, Marc	5	17	8	25	2.0-5	1.0-4	.	1	
9	BURRIS, Miles	5	13	11	24	6.0-29	3.0-18	.	.	.	2	.	.	
22	PRESTON, Andrew	5	16	8	24	.	.	.	1	
3	LEWIS, Darryn	5	15	9	24	1.0-2	.	1-23	1	
20	BERHE, Nat	5	14	9	23	1.0-2	.	1-10	1	.	1-0	.	.	
31	KETCHUM, Logan	5	14	6	20	2.0-3	0.5-1	.	2	.	.	1	.	
2	MCFADDEN, Leon	5	10	9	19	3.0-20	.	2-0	3	
11	DAVIS, Brandon	5	11	6	17	2.0-9	1.0-8	.	2	
94	LONG, Jerome	5	9	8	17	4.5-13	1.0-7	
26	ANDREWS, Marcus	5	8	7	15	.	.	.	3	
55	SPENCER, Neil	5	8	7	15	1.0-4	1-0	.	.	
36	TENHAEFF, Nick	5	11	3	14	2.5-10	1.0-4	
54	BARKSDALE, Deme	5	10	4	14	2.0-15	1.0-14	.	1	.	1-0	.	.	
15	PEREZ, Jose	5	9	3	12	2.0-5	.	.	2	
41	STEVENS, Khalid	5	7	5	12	1.5-2	.	.	1	
90	WILLIAMS, B.J.	5	8	4	12	1.0-4	1.0-4	
44	ANDREWS, Rob	5	6	4	10	0.5-2	
2A	WADE, Josh	5	3	5	8	
49	AUTELE, J.J.	5	4	4	8	2.5-3	0.5-0	
99	LAWSON, Ernie	5	1	6	7	0.5-1	.	.	1	1	.	.	.	
47	TAUANUU, Jacob	5	3	3	6	0.5-0	.	.	2	
39	SILUANO, Rene	5	3	3	6	
9A	PARKER, Larry	4	4	1	5	1.0-4	.	.	1	.	1-0	1	.	
4	HORN, Romeo	3	4	.	4	
58	BREWER, Aaron	5	1	2	3	
33	SHUMATE, Colin	4	3	.	3	
6	LEMON, Gabe	2	2	.	2	
56	FELY, Jake	3	1	1	2	1.5-10	1.0-9	
24	LOCKETT, Colin	3	2	.	2	
59	THOMAS, Jordan	5	2	.	2	
5	HEMMINGS, Dey J	2	1	.	1	
0B	GORDERT, Chris	1	1	.	1	
91	TRUJILLO, Frede	2	1	.	1	1.0-3	1	.	
84	DENSO, Dylan	5	1	.	1	
88	ESCOBAR, Gavin	5	1	.	1	
	TM TEAM	4	1	.	1	1.0-3	1	.	
13	HILLMAN, Ronnie	5	1	.	1	
	Total	5	226	136	362	40-149	11-69	4-33	22	1	4-0	5	1	
	Opponents	5	179	130	309	19-60	2-15	3-35	18	3	2-0	3	.	

RED ZONE STATISTICS

San Diego State Inside Opponent Red-Zone

Date	Opponent	Score	Times In RZ	Times Scored	Total Pts	TDs	Rush TDs	Pass TDs	FGs Made	Failed to score inside RZ						
										FGA	Down	Int	Fumb	Half	Game	
Sep 04, 2010	NICHOLLS STATE	W 47-0	4	4	24	3	2	1	1	0	0	0	0	0	0	0
Sep 11, 2010	at New Mexico State	W 41-21	8	6	34	4	3	1	2	2	0	0	0	0	0	0
Sep 18, 2010	at Missouri	L 24-27	3	2	10	1	1	0	1	0	0	1	0	0	0	0
Sep 25, 2010	UTAH STATE	W 41-7	4	4	20	2	2	0	2	0	0	0	0	0	0	0
Oct 09, 2010	at BYU Cougars	L 21-24	2	2	14	2	0	2	0	0	0	0	0	0	0	0
Totals			21	18	102	12	8	4	6	2	0	1	0	0	0	0
18 of 21 (85.7%)																

Opponents Inside San Diego State Red-Zone

Date	Opponent	Score	Times In RZ	Times Scored	Total Pts	TDs	Rush TDs	Pass TDs	FGs Made	Failed to score inside RZ						
										FGA	Down	Int	Fumb	Half	Game	
Sep 04, 2010	NICHOLLS STATE	W 47-0	2	0	0	0	0	0	0	2	0	0	0	0	0	0
Sep 11, 2010	at New Mexico State	W 41-21	3	2	14	2	1	1	0	1	0	0	0	0	0	0
Sep 18, 2010	at Missouri	L 24-27	4	4	20	2	2	0	2	0	0	0	0	0	0	0
Sep 25, 2010	UTAH STATE	W 41-7	1	1	7	1	1	0	0	0	0	0	0	0	0	0
Oct 09, 2010	at BYU Cougars	L 21-24	5	4	24	3	3	0	1	0	0	1	0	0	0	0
Totals			15	11	65	8	7	1	3	3	0	1	0	0	0	0
11 of 15 (73.3%)																

2010 SAN DIEGO STATE GAME-BY-GAME

Date	Opponent	Rushing				Receiving				Passing				Kick Returns				Punt Returns				tot off
		no.	yds	td	lg	no.	yds	td	lg	cmp-att-int	yds	td	lg	no.	yds	td	lg	no.	yds	td	lg	
Sep 04	NICHOLLS STATE	34	218	4	46	18	313	2	71	18-27-0	313	2	71	1	9	0	9	5	47	0	23	531
Sep 11	at New Mexico State	40	244	4	44	20	319	1	57	20-43-0	319	1	57	4	97	0	36	2	5	0	4	563
Sep 18	at Missouri	33	250	3	93	20	190	0	31	20-44-1	190	0	31	4	84	0	25	4	16	0	13	440
Sep 25	UTAH STATE	38	142	2	15	17	362	3	82	17-24-1	362	3	82	2	33	0	17	2	6	0	6	504
Oct 09	at BYU Cougars	12	53	0	38	20	220	3	36	20-36-1	220	3	36	2	38	0	21	2	21	0	13	273
		157	907	13	93	95	1404	9	82	95-174-3	1404	9	82	13	261	0	36	15	95	0	23	2311
Opponents		192	668	7	46	87	929	3	68	87-165-4	929	3	68	21	472	0	33	15	121	0	32	1597

Games played: 5
 Avg per rush: 5.8
 Avg per catch: 14.8
 Pass efficiency: 136.00
 Kick ret avg: 20.1
 Punt ret avg: 6.3
 All purpose avg/game: 540.0
 Total offense avg/gm: 462.2

Date	Opponent	Tackles				Sacks no-yds	Fumble		Pass Defense			Blkd kick	PAT Attempts				saf	pts
		ua	a	total	tfl-yds		ff	fr-yds	int-yds	qbh	brup		kick	rush	rcv			
Sep 04	NICHOLLS STATE	49	10	59	12.0-46	3.0-17	2	1-0	0-0	0	6	1	5-6	0	0	0	0	47
Sep 11	at New Mexico State	22	42	64	6.0-18	1.0-7	1	1-0	0-0	1	4	0	5-5	0	0	0	0	41
Sep 18	at Missouri	40	30	70	7.0-9	1.0-1	1	1-0	2-23	0	5	0	3-3	0	0	0	0	24
Sep 25	UTAH STATE	50	18	68	9.0-56	4.0-32	0	0-0	1-10	0	6	0	5-5	0	0	0	0	41
Oct 09	at BYU Cougars	65	36	101	6.0-20	2.0-12	1	1-0	1-0	0	1	0	3-3	0	0	0	0	21
		226	136	362	40.0-149	11.0-69	5	4-0	4-33	1	22	1	21-22	0	0	0	0	174
Opponents		179	130	309	19.0-60	2.0-15	3	2-0	3-35	3	18	0	10-10	0	0	0	0	79

Date	Opponent	Punting							Field Goals			Kickoffs						
		no.	yds	avg	long	blkd	tb	fc	50+	i20	md-att	long	blkd	no.	yds	avg	tb	ob
Sep 04	NICHOLLS STATE	1	56	56.0	56	0	0	0	1	0	2-3	44	0	9	617	68.6	1	0
Sep 11	at New Mexico State	4	203	50.8	59	0	0	0	3	2	2-4	32	0	8	554	69.2	6	0
Sep 18	at Missouri	10	456	45.6	67	0	1	2	3	3	1-1	25	0	5	337	67.4	4	0
Sep 25	UTAH STATE	3	138	46.0	57	0	0	1	1	1	2-2	37	0	8	543	67.9	0	0
Oct 09	at BYU Cougars	6	266	44.3	54	0	0	2	2	0	0-1	0	0	4	274	68.5	2	0
		24	1119	46.6	67	0	1	5	10	6	7-11	44	0	34	2325	68.4	13	0
Opponents		36	1477	41.0	58	0	3	5	4	11	3-6	38	1	18	1203	66.8	4	1

2010 OPPONENT GAME-BY-GAME

Date	Opponent	Rushing				Receiving				Passing				Kick Returns				Punt Returns				tot off
		no.	yds	td	lg	no.	yds	td	lg	cmp-att-int	yds	td	lg	no.	yds	td	lg	no.	yds	td	lg	
Sep 04	NICHOLLS STATE	37	88	0	26	12	83	0	16	12-26-0	83	0	16	8	160	0	26	1	32	0	32	171
Sep 11	at New Mexico State	26	105	1	22	17	223	2	58	17-34-0	223	2	58	2	38	0	20	3	11	0	5	328
Sep 18	at Missouri	27	89	2	19	28	351	1	68	28-51-2	351	1	68	1	17	0	17	5	47	0	31	440
Sep 25	UTAH STATE	40	115	1	16	14	130	0	25	14-31-1	130	0	25	8	195	0	29	2	9	0	9	245
Oct 09	at BYU Cougars	62	271	3	46	16	142	0	23	16-23-1	142	0	23	2	62	0	33	4	22	0	13	413
		192	668	7	46	87	929	3	68	87-165-4	929	3	68	21	472	0	33	15	121	0	32	1597
San Diego State		157	907	13	93	95	1404	9	82	95-174-3	1404	9	82	13	261	0	36	15	95	0	23	2311

Games played: 5
 Avg per rush: 3.5
 Avg per catch: 10.7
 Pass efficiency: 101.17
 Kick ret avg: 22.5
 Punt ret avg: 8.1
 All purpose avg/game: 445.0
 Total offense avg/gm: 319.4

Date	Opponent	Tackles				Sacks	Fumble		Pass Defense			Blkd kick	PAT Attempts				saf	pts	
		ua	a	total	tfl-yds		no-yds	ff	fr-yds	int-yds	qbh		brup	kick	rush	rcv			
Sep 04	NICHOLLS STATE	44	8	52	4.0-8	0.0-0	1	1-0	0-0	0	3	0	0-0	0	0	0	0	0	0
Sep 11	at New Mexico State	19	76	95	2.0-4	0.0-0	0	0-0	0-0	1	3	0	3-3	0	0	0	0	0	21
Sep 18	at Missouri	44	26	70	5.0-14	1.0-6	0	0-0	1-24	0	5	0	3-3	0	0	0	0	0	27
Sep 25	UTAH STATE	48	8	56	5.0-15	0.0-0	1	1-0	1-0	0	1	0	1-1	0	0	0	0	0	7
Oct 09	at BYU Cougars	24	12	36	3.0-19	1.0-9	1	0-0	1-11	2	6	0	3-3	0	0	0	0	0	24
		179	130	309	19.0-60	2.0-15	3	2-0	3-35	3	18	0	10-10	0	0	0	0	0	79
San Diego State		226	136	362	40.0-149	11.0-69	5	4-0	4-33	1	22	1	21-22	0	0	0	0	0	174

Date	Opponent	Punting										Field Goals			Kickoffs				
		no.	yds	avg	long	blkd	tb	fc	50+	i20	md-att	long	blkd	no.	yds	avg	tb	ob	
Sep 04	NICHOLLS STATE	7	295	42.1	50	0	0	0	1	1	0-2	0	1	1	64	64.0	0	0	
Sep 11	at New Mexico State	9	364	40.4	54	0	0	3	1	3	0-1	0	0	4	268	67.0	0	0	
Sep 18	at Missouri	8	363	45.4	58	0	1	1	1	3	2-2	38	0	6	413	68.8	2	0	
Sep 25	UTAH STATE	8	308	38.5	48	0	1	1	0	4	0-0	0	0	2	128	64.0	0	0	
Oct 09	at BYU Cougars	4	147	36.8	51	0	1	0	1	0	1-1	29	0	5	330	66.0	2	1	
		36	1477	41.0	58	0	3	5	4	11	3-6	38	1	18	1203	66.8	4	1	
San Diego State		24	1119	46.6	67	0	1	5	10	6	7-11	44	0	34	2325	68.4	13	0	

2010 SAN DIEGO STATE PARTICIPATION

#	PLAYER	GP-GS	NICH	NMSU	MU	USU	BYU
26	ANDREWS, Marcus	5/-	XXX	XXX	XXX	XXX	XXX
44	ANDREWS, Rob	5/-	XXX	XXX	XXX	XXX	XXX
49	AUTELE, J.J.	5/-	XXX	XXX	XXX	XXX	XXX
54	BARKSDALE, Deme	5/-	XXX	XXX	XXX	XXX	XXX
20	BERHE, Nat	5/-	XXX	XXX	XXX	XXX	XXX
12	BERNARDS, Jake	1/-	XXX
58	BREWER, Aaron	5/-	XXX	XXX	XXX	XXX	XXX
30	BROWN, Davon	5/2	START	START	XXX	XXX	XXX
80	BROWN, Vincent	5/4	START	START	START	START	XXX
9	BURRIS, Miles	5/5	START	START	START	START	START
11	DAVIS, Brandon	5/5	START	START	START	START	START
17	DEAKIN, Doug	5/-	XXX	XXX	XXX	XXX	XXX
84	DENSO, Dylan	5/-	XXX	XXX	XXX	XXX	XXX
60	DRAHEIM, Tommie	5/5	START	START	START	START	START
46	DRIVER, Jacob	2/-	XXX	XXX	...
68	EMBERNATE, Nik	5/5	START	START	START	START	START
88	ESCOBAR, Gavin	5/4	XXX	START	START	START	START
73	FARR, Kellen	5/-	XXX	XXX	XXX	XXX	XXX
56	FELY, Jake	3/-	XXX	XXX	XXX
93	GIBBS, Larry	2/-	XXX	XXX	...
0B	GORDERT, Chris	1/-	XXX	...
65	GORDON, Japheth	1/-	XXX
75	GRASSILLI, Leo	1/-	XXX
79	GUNTHER, Kurtis	5/5	START	START	START	START	START
5	HEMMINGS, Dey J	2/-	XXX	XXX
13	HILLMAN, Ronnie	5/2	XXX	XXX	XXX	START	START
4	HORN, Romeo	3/-	XXX	XXX	XXX
50	IOSEFA, Trask	5/5	START	START	START	START	START
71	JOHNSON, Alec	5/5	START	START	START	START	START
34	KAZEE, Walter	4/1	XXX	XXX	START	XXX	...
31	KETCHUM, Logan	5/5	START	START	START	START	START
99	LAWSON, Ernie	5/5	START	START	START	START	START
6	LEMON, Gabe	2/-	XXX	XXX	...
3	LEWIS, Darryn	5/5	START	START	START	START	START
14	LINDLEY, Ryan	5/5	START	START	START	START	START
24	LOCKETT, Colin	3/-	XXX	XXX	XXX
94	LONG, Jerome	5/3	START	START	START	XXX	XXX
74	MATAMUA, Mike	3/-	XXX	XXX	...	XXX	...
2	MCFADDEN, Leon	5/5	START	START	START	START	START
51	MILLER, Jimmy	1/-	XXX
10	O'BRIEN, Josh	5/-	XXX	XXX	XXX	XXX	XXX
9A	PARKER, Larry	4/-	XXX	XXX	XXX	...	XXX
38	PEREZ, Abel	5/-	XXX	XXX	XXX	XXX	XXX
15	PEREZ, Jose	5/5	START	START	START	START	START
22	PRESTON, Andrew	5/5	START	START	START	START	START
87	QUIGLEY, Bryce	3/1	XXX	XXX	START
70	ROMAN, Juan	1/-	XXX
1	SAMPSON, DeMarc	5/5	START	START	START	START	START
18	SANDIFER, Domin	5/2	START	START	XXX	XXX	XXX
29	SHIELDS, Bryan	2/-	XXX	XXX
85	SHIELDS, D.J.	5/3	XXX	XXX	START	START	START
33	SHUMATE, Colin	4/-	XXX	...	XXX	XXX	XXX
39	SILUANO, Rene	5/-	XXX	XXX	XXX	XXX	XXX
55	SPENCER, Neil	5/2	XXX	XXX	XXX	START	START
4A	STAHOVICH, Bria	5/-	XXX	XXX	XXX	XXX	XXX
41	STEVENS, Khalid	5/-	XXX	XXX	XXX	XXX	XXX
23	SULLIVAN, Brand	5/-	XXX	XXX	XXX	XXX	XXX
47	TAUANUU, Jacob	5/-	XXX	XXX	XXX	XXX	XXX
36	TENHAEFF, Nick	5/-	XXX	XXX	XXX	XXX	XXX
59	THOMAS, Jordan	5/-	XXX	XXX	XXX	XXX	XXX
91	TRUJILLO, Frede	2/-	XXX	XXX	...
7	UMUOLO, Alston	2/1	START	XXX
2A	WADE, Josh	5/-	XXX	XXX	XXX	XXX	XXX
90	WILLIAMS, B.J.	5/5	START	START	START	START	START
3B	WILLIAMS, Ross	1/-	XXX
52	YARBROUGH, Marc	5/5	START	START	START	START	START
40	YOUNG, Chad	5/-	XXX	XXX	XXX	XXX	XXX

2010 SAN DIEGO STATE SEASON/CAREER STATS

SEASON						CAREER					
Punt Returns	no.	yds	avg	td	lg	no.	yds	avg	td	lg	
PARKER, Larry	7	43	6.1	0	14	7	43	6.1	0	14	
MCFADDEN, Leon	5	46	9.2	0	23	5	46	9.2	0	23	
SANDIFER, Domin	3	6	2.0	0	6	3	6	2.0	0	6	
Total	15	95	6.3	0	23						
Opponents	15	121	8.1	0	32						

Kick Returns	no.	yds	avg	td	lg	no.	yds	avg	td	lg
BROWN, Davon	10	187	18.7	0	25	25	469	18.8	0	46
DAVIS, Brandon	3	74	24.7	0	36	6	127	21.2	0	36
Total	13	261	20.1	0	36					
Opponents	21	472	22.5	0	33					

Interceptions	no.	yds	avg	td	lg	no.	yds	avg	td	lg
MCFADDEN, Leon	2	0	0.0	0	0	3	39	13.0	0	39
BERHE, Nat	1	10	10.0	0	10	1	10	10.0	0	10
LEWIS, Darryn	1	23	23.0	0	23	1	23	23.0	0	23
Total	4	33	8.2	0	23					
Opponents	3	35	11.7	0	24					

Fumble Returns	no.	yds	avg	td	lg	no.	yds	avg	td	lg
Total	0	0	0.0	0	0					
Opponents	0	0	0.0	0	0					

All Purpose	g	rush	rcv	pr	kr	ir	total	avg/g	g	rush	rcv	pr	kr	ir	total	avg/g
HILLMAN, Ronni	5	594	6	0	0	0	600	120.0	5	594	6	0	0	0	600	120.0
BROWN, Vincent	5	0	433	0	0	0	433	86.6	36	47	2191	46	767	0	3051	84.8
SAMPSON, DeM	5	9	420	0	0	0	429	85.8	40	7	1442	2	110	0	1561	39.0
BROWN, Davon	5	115	30	0	187	0	332	66.4	31	167	78	0	469	0	714	23.0
KAZEE, Walter	4	174	38	0	0	0	212	53.0	15	545	102	0	85	0	732	48.8
SULLIVAN, Bran	5	20	153	0	0	0	173	34.6	34	983	594	0	66	0	1643	48.3
ESCOBAR, Gavi	5	0	123	0	0	0	123	24.6	5	0	123	0	0	0	123	24.6
SANDIFER, Dom	5	0	89	6	0	0	95	19.0	15	0	387	6	0	0	393	26.2
DAVIS, Brandon	5	0	0	0	74	0	74	14.8	27	5	0	0	127	0	132	4.9
QUIGLEY, Bryce	3	0	52	0	0	0	52	17.3	3	0	52	0	0	0	52	17.3
MCFADDEN, Le	5	0	0	46	0	0	46	9.2	17	0	0	46	0	39	85	5.0
PARKER, Larry	4	0	0	43	0	0	43	10.8	16	0	0	43	0	0	43	2.7
DENSO, Dylan	5	0	31	0	0	0	31	6.2	5	0	31	0	0	0	31	6.2
LEWIS, Darryn	5	0	0	0	0	23	23	4.6	25	0	0	0	0	23	23	0.9
UMUOLO, Alston	2	0	19	0	0	0	19	9.5	35	10	439	0	0	0	449	12.8
DEAKIN, Doug	5	13	0	0	0	0	13	2.6	16	13	0	0	0	0	13	0.8
O'BRIEN, Josh	5	0	10	0	0	0	10	2.0	7	0	10	0	0	0	10	1.4
BERHE, Nat	5	0	0	0	0	10	10	2.0	5	0	0	0	0	10	10	2.0
TEAM	4	-6	0	0	0	0	-6	-1.5								
LINDLEY, Ryan	5	-12	0	0	0	0	-12	-2.4	28	-205	0	0	0	0	-205	-7.3
Total	5	907	1404	95	261	33	2700	540.0								
Opponents	5	668	929	121	472	35	2225	445.0								

Field Goals	att	good	long	blkd	att	good	long	blkd
PEREZ, Abel	11	7	44	0	11	7	44	0
Total	11	7	44	0				
Opponents	6	3	38	1				

Punting	no.	yds	avg	lg	blk	no.	yds	avg	lg	blk
STAHOVICH, Bria	24	1119	46.6	67	0	156	6600	42.3	67	1
Total	24	1119	46.6	67	0					
Opponents	36	1477	41.0	58	0					

Kickoffs	no.	yds	avg	tb	ob	no.	yds	avg	tb	ob
PEREZ, Abel	34	2325	68.4	13	0	34	2325	68.4	13	0
Total	34	2325	68.4	13	0					
Opponents	18	1203	66.8	4	1					

2010 GAME-BY-GAME STARTERS

OFFENSIVE STARTERS - 15 PLAYERS

Position	Nicholls St.	NMSU	Mizzou	Utah State	BYU	Air Force	New Mexico	Wyoming	Colorado St.	TCU	Utah	UNLV
LT	Draheim	Draheim	Drahiem	Drahiem	Drahiem							
LG	Johnson	Johnson	Johnson	Johnson	Johnson							
C	Iosefa	Iosefa	Iosefa	Iosefa	Iosefa							
RG	Embermate	Embermate	Embermate	Embermate	Embermate							
RT	Gunther	Gunther	Gunther	Gunther	Gunther							
TE	Umuolo	Escobar	Escobar	Escobar	Escobar							
WR/TE	V. Brown	V. Brown	V. Brown	V. Brown	Quigley							
WR	Sampson	Sampson	Sampson	Sampson	Sampson							
WR/TE	Sandifer	Sandifer	D.J. Shields	D.J. Shields	D.J. Shields							
RB	D. Brown	D. Brown	Kazee	Hillman	Hillman							
QB	Lindley	Lindley	Lindley	Lindley	Lindley							

DEFENSIVE STARTERS - 12 PLAYERS

Position	Nicholls St.	NMSU	Mizzou	Utah State	BYU	Air Force	New Mexico	Wyoming	Colorado St.	TCU	Utah	UNLV
DE	Lawson	Lawson	Lawson	Lawson	Lawson							
DT	Long	Long	Long	Spencer	Spencer							
DE	B.J. Williams	B.J. Williams	B.J. Williams	B.J. Williams	B.J. Williams							
LB	Ketchum	Ketchum	Ketchum	Ketchum	Ketchum							
MLB	Yarbrough	Yarbrough	Yarbrough	Yarbrough	Yarbrough							
LB	Burris	Burris	Burris	Burris	Burris							
CB	McFadden	McFadden	McFadden	McFadden	McFadden							
WAR	Lewis	Lewis	Lewis	Lewis	Lewis							
AZTEC	Preston	Preston	Preston	Preston	Preston							
WAR	Davis	Davis	Davis	Davis	Davis							
CB	Perez	Perez	Perez	Perez	Perez							

SPECIALISTS STARTERS

Position	Nicholls St.	NMSU	Mizzou	Utah State	BYU	Air Force	New Mexico	Wyoming	Colorado St.	TCU	Utah	UNLV
KO	A. Perez	A. Perez	A. Perez	A. Perez	A. Perez							
PK	A. Perez	A. Perez	A. Perez	A. Perez	A. Perez							
Holder	Deakin	Deakin	Deakin	Deakin	Deakin							
Punter	Stahovich	Stahovich	Stahovich	Stahovich	Stahovich							
LS	Brewer	Brewer	Brewer	Brewer	Brewer							
KO Return	D. Brown	D. Brown	D. Brown	D. Brown	D. Brown							
	B. Davis	B. Davis	B. Davis	B. Davis	B. Davis							
PR	Parker	Parker	Parker	Sandifer	Parker							

MISCELLANEOUS

Game	Coin Toss	KO/Receive	1st Off. Play	1st Off. Poss.	1st Def. Poss.	Game Time	Game Length	Jersey	Pants	Result
Nicholls State	NSU won, rec.	Kickoff	Incomplete pass	Punt	Punt	5:06 PT	2:58	Black	Black	W, 47-0
at New Mexico State	NMSU won, rec	Kickoff	Incomplete pass	Downs	Missed FG	6:07 MT	3:25	White	Black	W, 41-21
at No. 25 Missouri	SDSU won, def.	Kickoff	Brown f/Lindley	Touchdown	Touchdown	6:07 CT	3:20	White	Black	L, 24-27
Utah State	SDSU won, def.	Kickoff	Hillman rush	Touchdown	Punt	5:06 PT	2:58	Black	Black	W, 41-7
at Brigham Young	BYU won, def.	Receive	Hillman rush	Punt	Touchdown	4:06 MT	3:04	White	Black	L, 21-24

RESULT OF SAN DIEGO STATE TURNOVERS

Opponent	Qtr.	Turnover (Player)	Defender	Led To	Pts.
Nicholls State	1	Fumble (Hillman)	Garrett (FF), James (FR)	Missed FG	0
at No. 25 Missouri	4	Interception (Lindley)	Rutland (Int.)	Punt	0
Utah State	3	Interception (Lindley)	Byrd (Int.)	Punt	0
Utah State	3	Fumble (Sandifer)	Vought (FR)	Touchdown	7
at Brigham Young	1	Interception (Lindley)	Ogletree (Int.)	Touchdown	7

RESULT OF OPPONENT TURNOVERS

Opponent	Qtr.	Turnover (Player)	Defender	Led To	Pts.
Nicholls State	1	Fumble (Klann)	Trujillo (FF), Barksdale (FR)	Touchdown	7
New Mexico State	4	Fumble (Coleman)	Berhe (FR)	Touchdown	7
at No. 25 Missouri	4	Fumble (Moore)	Burris (FF), (FR)	Interception	0
at No. 25 Missouri	4	Interception (Gabbert)	Lewis (Int.)	Field Goal	3
at No. 25 Missouri	4	Interception (Gabbert)	McFadden (Int.)	Punt	0
Utah State	4	Interception (Borel)	Berhe (Int.)	Field Goal	3
at Brigham Young	2	Interception (Heaps)	McFadden (Int.)	Missed FG	0
at Brigham Young	2	Fumble (Matthews)	Burris (FF), Parker (FR)	Punt	0

San Diego State's 5 turnovers resulted in 14 opponent points

Opponent's 8 turnover resulted in 20 San Diego State points

2010 MISCELLANEOUS STATISTICS

SAN DIEGO STATE SCORING DRIVES

Opponent	Qtr.	Score	Player	Play	Pl.	Yds.	TOP
Nicholls State	2	TD	Davon Brown	6-yard run	9	77	4:30
Nicholls State	2	TD	DeMarco Sampson	71-yard pass f/Lindley	1	71	0:09
Nicholls State	2	TD	DeMarco Sampson	18-yard pass f/Lindley	6	54	2:19
Nicholls State	3	TD	Davon Brown	21-yard run	6	68	2:16
Nicholls State	3	FG	Abel Perez	44-yard field goal	7	48	2:44
Nicholls State	4	FG	Abel Perez	27-yard field goal	10	48	4:38
Nicholls State	4	TD	Walter Kazee	46-yard run	2	47	0:51
Nicholls State	4	TD	Ronnie Hillman	6-yard run	5	21	2:37
New Mexico St.	1	FG	Abel Perez	25-yard field goal	5	57	1:09
New Mexico St.	2	FG	Abel Perez	32-yard field goal	9	30	3:43
New Mexico St.	2	TD	Gavin Escobar	14-yard pass f/Lindley	9	59	4:20
New Mexico St.	3	TD	Ronnie Hillman	44-yard run	4	59	1:27
New Mexico St.	3	TD	Ronnie Hillman	4-yard run	5	74	2:05
New Mexico St.	4	TD	Ronnie Hillman	2-yard run	6	81	2:47
New Mexico St.	4	TD	Ronnie Hillman	1-yard run	3	13	1:22
Missouri	1	TD	Walter Kazee	11-yard run	10	80	4:10
Missouri	2	TD	Ronnie Hillman	75-yard run	3	79	0:35
Missouri	4	TD	Ronnie Hillman	93-yard run	2	94	0:56
Missouri	4	FG	Abel Perez	25-yard field goal	6	37	2:51
Utah State	1	TD	Ronnie Hillman	1-yard run	10	58	4:58
Utah State	1	TD	Walter Kazee	5-yard run	4	59	1:21
Utah State	1	TD	Bryce Quigley	28-yard pass f/Lindley	7	70	2:38
Utah State	2	TD	Vincent Brown	65-yard pass f/Lindley	6	97	2:58
Utah State	3	TD	Vincent Brown	82-yard pass f/Lindley	2	80	1:01
Utah State	3	FG	Abel Perez	20-yard field goal	10	45	4:42
Utah State	4	FG	Abel Perez	37-yard field goal	8	26	4:54
Brigham Young	2	TD	Vincent Brown	36-yard pass f/Lindley	2	52	0:31
Brigham Young	3	TD	Gavin Escobar	1-yard pass f/Lindley	8	83	2:29
Brigham Young	4	TD	Brandon Sullivan	4-yard pass f/Lindley	6	59	2:31

OPPONENT SCORING DRIVES

Game	Qtr.	Score	Player	Play	Pl.	Yds.	TOP
New Mexico St.	1	TD	Kenny Turner	18-yard run	4	40	2:12
New Mexico St.	3	TD	Marcus Allen	58-yard pass f/Christian	1	58	0:11
New Mexico St.	4	TD	Todd Lee	16-yard pass f/Christian	3	60	0:53
Missouri	1	TD	De'Vion Moore	17-yard run	9	80	3:16
Missouri	1	FG	Grant Ressel	34-yard field goal	7	20	2:08
Missouri	2	TD	Blaine Gabbert	11-yard run	8	78	2:01
Missouri	3	FG	Grant Ressel	38-yard field goal	12	75	4:56
Missouri	4	TD	T.J. Moe	68-yard pass f/Gabbert	2	88	0:31
Utah State	3	TD	Derrvin Speight	7-yard run	5	17	1:08
Brigham Young	1	TD	JJ DiLuigi	3-yard run	19	78	8:28
Brigham Young	1	TD	Bryan Kariya	2-yard run	5	24	2:40
Brigham Young	3	FG	Mitch Payne	29-yard field goal	8	38	4:13
Brigham Young	4	TD	Bryan Kariya	1-yard run	9	67	4:51

SAN DIEGO STATE BIG PLAYS (20+ YARDS)

Game	Player	Type	Down & Dis.	Yards
Missouri	Ronnie Hillman	Run	2-9	*93
Utah State	Vincent Brown f/Lindley	Pass	2-12	*82
Missouri	Ronnie Hillman	Run	3-6	*75
Nicholls State	DeMarco Sampson f/Lindley	Pass	1-10	*71
Utah State	Vincent Brown f/Lindley	Pass	1-10	*65
New Mexico St.	Brandon Sullivan f/Lindley	Pass	3-8	57
New Mexico St.	Vincent Brown f/Lindley	Pass	1-10	55
Nicholls State	Walter Kazee	Run	2-9	*46
Utah State	Gavin Escobar f/Lindley	Pass	1-10	45
New Mexico St.	Davon Brown	Run	2-7	44
New Mexico St.	Ronnie Hillman	Run	1-10	*44
Brigham Young	Ronnie Hillman	Run	1-10	38
Brigham Young	Vincent Brown f/Lindley	Pass	1-10	36
New Mexico St.	DeMarco Sampson f/Lindley	Pass	1-10	35
Missouri	Brandon Sullivan f/Lindley	Pass	1-10	31
Nicholls State	DeMarco Sampson f/Lindley	Pass	1-10	31
Nicholls State	Dominique Sandifer f/Lindley	Pass	3-6	29
Utah State	Bryce Quigley f/Lindley	Pass	4-1	*28
Missouri	Walter Kazee f/Lindley	Pass	1-10	28
Nicholls State	Gavin Escobar f/Lindley	Pass	2-11	27
New Mexico St.	Ronnie Hillman	Run	1-10	22
Brigham Young	Vincent Brown f/Lindley	Pass	1-10	21
Utah State	Brandon Sullivan f/Lindley	Pass	3-4	21
Utah State	DeMarco Sampson f/Lindley	Pass	2-10	21
Utah State	Vincent Brown f/Lindley	Pass	1-10	21
Missouri	DeMarco Sampson f/Lindley	Pass	1-10	21
Nicholls State	Davon Brown	Run	1-10	*21
Missouri	DeMarco Sampson f/Lindley	Pass	1-10	20
New Mexico St.	Vincent Brown f/Lindley	Pass	3-11	20
Nicholls State	DeMarco Sampson f/Lindley	Pass	1-10	20

OPPONENT BIG PLAYS (20+ YARDS)

Game	Player	Type	Down & Dis.	Yards
Missouri	T.J. Moe f/Gabbert	Pass	1-10	*68
New Mexico St.	Marcus Allen f/Christian	Pass	1-10	*58
Brigham Young	JJ Di Luigi	Run	3-2	46
Brigham Young	JJ Di Luigi	Run	2-5	31
Missouri	Brandon Gerau f/Gabbert	Pass	2-10	28
New Mexico St.	Marcus Allen f/Christian	Pass	1-10	27
Missouri	Michael Engnew f/Gabbert	Pass	1-10	26
Nicholls State	LaQuint Caston	Run	2-17	26
Utah State	Dontel Watkins f/Borel	Pass	3-31	25
Brigham Young	Marcus Matthews f/Heaps	Pass	3-7	23
Utah State	Mikhail Morgan f/Borel	Pass	2-10	23
New Mexico St.	Preston f/Christian	Pass	2-12	22
New Mexico St.	Matt Christian	Run	1-10	22
New Mexico St.	Todd Lee	Run	1-10	22
Missouri	Michael Engnew f/Gabbert	Pass	1-10	21
Missouri	T.J. Moe f/Gabbert	Pass	2-10	20
Missouri	Jerrell Jackson f/Gabbert	Pass	1-10	20
New Mexico St.	Todd Lee f/Christian	Pass	3-11	20

SAN DIEGO STATE POSSESSIONS

Game	Poss.	TD	FG	MFG	Punt	TO	Clock	Downs	3&Out*	PPP
Nicholls State	12	6	2	1	1	1	1	0	1	3.92
New Mexico State	16	5	2	2	4	0	1	2	3	2.56
Missouri	17	3	1	0	10	1	1	1	6	1.41
Utah State	12	5	2	0	3	1	1	0	2	3.42
Brigham Young	11	3	0	1	6	1	0	0	6	1.91
Totals	68	22	7	4	24	4	4	3	18	

OPPONENT POSSESSIONS

Game	Poss.	TD	FG	MFG	Punt	TO	Clock	Downs	3&Out*	PPP
Nicholls State	12	0	0	2	7	1	1	1	2	0.00
New Mexico State	15	3	0	1	9	1	0	1	7	1.40
Missouri	17	3	2	0	8	3	1	0	6	1.59
Utah State	13	1	0	0	8	1	1	2	4	0.54
Brigham Young	11	3	1	0	4	2	1	0	0	2.18
Totals	68	10	3	3	36	8	4	4	19	

LAST TIME IT HAPPENED

TEAM

San Diego State

Opponent

Scored, 60 or More PointsNov. 3, 1990, vs. Utah (66)
 Scored, 50 or More PointsSept. 22, 2007 vs. Portland State (52)
 Scored, 40 or More PointsSept. 25, 2010, vs. Utah State (41)

Total Offense, 600 Yards or MoreSept. 27, 2008, vs. Idaho (603)
 Total Offense, 500 Yards or MoreSept. 25, 2010, vs. Utah State (504)
 Total Offense, 400 Yards or MoreSept. 25, 2010, vs. Utah State (504)
 Total Offense, 85 or More PlaysDec. 3, 2005, at Hawai'i (88)
 Total Offense, 75 or More PlaysSept. 18, 2010, at No. 25 Missouri (77)

30 or More First DownsDec. 3, 2005, at Hawai'i (31)
 25 or More First DownsOct. 24, 2009, at Colorado State (25)

Rushing, 400 Yards or MoreNov. 14, 1991, vs. Pacific (430)
 Rushing, 300 Yards or MoreOct. 6, 2001, vs. Eastern Illinois (356)
 Rushing, 70 or More AttemptsNov. 17, 1979, vs. Texas-El Paso (71)
 Rushing, 60 or More AttemptsNov. 15, 1980, at Texas-El Paso (67)
 Rushing, 50 or More AttemptsOct. 1, 2005, vs. Brigham Young (55)
 Rushing, 7 or More TouchdownsSept. 14, 1991, vs. Pacific (7)
 Rushing, 6 or More TouchdownsOct. 5, 1991, at Hawai'i (6)
 Rushing, 5 or More TouchdownsOct. 19, 1996, at New Mexico (5)
 Rushing, 4 or More TouchdownsSept. 11, 2010, at New Mexico State (4)

Passing, 500 Yards or MoreDec. 7, 2002, at Hawai'i (507)
 Passing, 400 Yards or MoreOct. 24, 2009, at Colorado State* (459)
 Passing, 300 Yards or MoreSept. 25, 2010, vs. Utah State (362)
 Passing, 50 or More AttemptsNov. 22, 2008, vs. UNLV* (50)
 Passing, 40 or More AttemptsSept. 18, 2010, at No. 25 Missouri (44)
 Passing, 30 or More AttemptsOct. 9, 2010, at BYU* (34)
 Passing, 30 or More CompletionsNov. 22, 2008, vs. UNLV* (35)
 Passing, 25 or More CompletionsNov. 28, 2009, at UNLV* (25)
 Passing, 20 or More CompletionsOct. 9, 2010, at BYU* (20)
 Passing, 6 or More TouchdownsOct. 24, 2009, at Colorado State* (6)
 Passing, 5 or More TouchdownsOct. 24, 2009, at Colorado State* (6)

Shut OutSept. 4, 2010, vs. Nicholls State (W, 47-0)
 Shut Out Through 3 QuartersSept. 4, 2010, vs. Nicholls State (W, 47-0)
 Shut Out Through HalftimeSept. 25, 2010, vs. Utah State (W, 41-7)
 Shut Out Through 1 QuarterSept. 25, 2010, vs. Utah State (W, 41-7)

Recorded a SafetyOct. 31, 2009, vs. New Mexico (W, 23-20)
 Allowed No Offensive TouchdownsSept. 4, 2010, vs. Nicholls State (W, 47-0)

Allowed 200 Yards or Less Total OffenseSept. 4, 2010, vs. Nicholls State (171)
 Allowed 100 Yards or Less Total OffenseSept. 19, 1970, at North Texas State (59)

Allowed 50 Yards or Less RushingNov. 22, 2008, vs. UNLV* (33)
 Allowed 100 Yards or Less RushingSept. 4, 2010, vs. Nicholls State (88)
 Allowed 100 Yards or Less PassingSept. 4, 2010, vs. Nicholls State (83)

Allowed 10 First Downs or FewerSept. 9, 2003, at No. 2/2 Ohio State (10)

Did Not Commit a TurnoverSept. 11, 2010, at New Mexico State (0)
 Recorded 6 or More TurnoversSept. 13, 2003, at Texas-El Paso (6)
 Recorded 5 or More TurnoversSept. 13, 2003, at Texas-El Paso (6)
 Intercepted 5 or More PassesNov. 17, 2001, vs. Wyoming (6)
 Intercepted 4 or More PassesAug. 31, 2006, vs. Texas-El Paso (4)
 Intercepted 3 or More PassesSept. 12, 2009, vs. Southern Utah (3)
 Recovered 4 FumblesSept. 27, 2003, at UCLA (4)
 Recovered 3 FumblesDec. 3, 2005, at Hawai'i (3)

Scored a Defensive TouchdownNov. 28, 2009, at UNLV
 Recorded 10 or More Tackles For LossSept. 4, 2010, vs. Nicholls State (12.0)
 Recorded 5 or More SacksOct. 16, 2004, vs. Colorado State (6)
 No PenaltiesNov. 3, 1973, at San Jose State (0)
 Time of Possession, 35 plus minutesOct. 24, 2009, at Colorado State (35:18)

Nov. 24, 2007, vs. TCU* (694)
 Nov. 7, 2009, at No. 6/6 TCU* (551)
 Oct. 9, 2010, at BYU* (413)
 Oct. 9, 2010, at BYU* (85)
 Oct. 9, 2010, at BYU* (85)

Nov. 15, 2008, vs. No.8/7 Utah* (30)
 Sept. 18, 2010, at No. 25 Missouri (25)

Oct. 11, 2008, vs. Air Force* (401)
 Nov. 7, 2009, No. 6/6 TCU* (312)

Oct. 9, 2010, at BYU* (62)
 Oct. 9, 2010, at BYU* (62)

Nov. 16, 1996, at UNLV* (503)
 Sept. 22, 2007, vs. Portland State (445)
 Sept. 18, 2010, at No. 25 Missouri (351)
 Sept. 18, 2010, at No. 25 Missouri (51)
 Sept. 18, 2010, at No. 25 Missouri (51)
 Sept. 25, 2010, vs. Utah State (31)

Sept. 18, 2010, at No. 25 Missouri (28)
 Sept. 18, 2010, at No. 25 Missouri (28)

Nov. 18, 2006, at TCU* (L, 0-52)
 Nov. 21, 2009, at No. 23/23 Utah* (L, 7-38)
 Nov. 21, 2009, at No. 23/23 Utah* (L, 7-38)
 Oct. 9, 2010, at BYU* (L, 21-24)

Aug. 30, 2008, vs. Cal Poly (L, 27-29)
 Sept. 13, 2008, at San Jose State (L, 10-35)

Oct. 11, 2008, vs. Air Force* (165)
 Oct. 4, 2008, at TCU*(85)

Oct. 9, 2010, at BYU* (53)
 Oct. 4, 2008, at TCU* (98)

Oct. 4, 2008, at TCU* (4)

INDIVIDUAL

Rushing, 300 Yards or More300, by Marshall Faulk vs. Hawai'i, W - 52-28, Nov. 14, 1992
 Rushing, 200 Yards or More228, by Ronnie Hillman at No. 25 Missouri, L - 24-27, Sept. 18, 2010
 Rushing, 150 Yards or More228, by Ronnie Hillman at No. 25 Missouri, L - 24-27, Sept. 18, 2010
 Rushing, 100 Yards or More228, by Ronnie Hillman at No. 25 Missouri, L - 24-27, Sept. 18, 2010
 Rushing, 40 Times or More40, by Lynell Hamilton vs. Wyoming, W - 25-20, Oct. 25, 2003
 Rushing, 35 Times or More40, by Lynell Hamilton vs. Wyoming, W - 25-20, Oct. 25, 2003
 Rushing, 30 Times or More30, by Lynell Hamilton vs. Brigham Young, W - 31-10, Oct. 1, 2005
 Rushing, 25 Times Or More25, by Atiyah Henderson vs. Colorado State, L - 34-38, Oct. 25, 2008
 Rushing, 4 Touchdowns or More4, Ronnie Hillman at New Mexico State, W - 41-21, Sept. 11, 2010
 Rushing, 3 Touchdowns or More4, Ronnie Hillman at New Mexico State, W - 41-21, Sept. 11, 2010

LAST TIME IT HAPPENED

Rushing, 2 Touchdowns or More2, by Ronnie Hillman at No. 25 Missouri, L - 24-27, Sept. 18, 2010
 Had a run of 80 yards or more93, by Ronnie Hillman at No. 25 Missouri, L - 24-27, Sept. 18, 2010
 Had a run of 70 yards or more93, by Ronnie Hillman at No. 25 Missouri, L - 24-27, Sept. 18, 2010
 Had a run of 60 yards or more93, by Ronnie Hillman at No. 25 Missouri, L - 24-27, Sept. 18, 2010
 Had a run of 50 yards or more93, by Ronnie Hillman at No. 25 Missouri, L - 24-27, Sept. 18, 2010

Passing, 500 Yards or More506, Adam Hall at Idaho, L, 38-48, Sept. 21, 2002
 Passing, 400 Yards or More459, Ryan Lindley at Colorado State, W - 42-28, Oct. 24, 2009
 Passing, 300 Yards or More362, Ryan Lindley vs. Utah State, W - 41-7, Sept. 25, 2010
 Attempted 50 or more passes50, Ryan Lindley vs. UNLV, W - 42-21, Nov. 22, 2008
 Attempted 40 or more passes42, Ryan Lindley at New Mexico State, W - 41-21, Sept. 11, 2010
 Attempted 30 or more passes34, Ryan Lindley at Brigham Young, L - 21-24, Oct. 9, 2010
 Completed 40 or more passes40, Todd Santos vs. Stanford, L 40-44, Oct. 17, 1987
 Completed 35 or more passes35, Ryan Lindley vs. UNLV, W - 42-21, Nov. 22, 2008
 Completed 30 or more passes35, Ryan Lindley vs. UNLV, W - 42-21, Nov. 22, 2008
 Threw six touchdown passes6, Ryan Lindley at Colorado State, W - 42-28, Oct. 24, 2009
 Threw five touchdown passes6, Ryan Lindley at Colorado State, W - 42-28, Oct. 24, 2009
 Threw four touchdown passes6, Ryan Lindley at Colorado State, W - 42-28, Oct. 24, 2009
 Threw three touchdown passes3, Ryan Lindley at Brigham Young, L - 21-24, Oct. 9, 2010
 Completed a pass of 80 yards or more82, Vincent Brown from Ryan Lindley vs. Utah State, W - 41-7, Sept. 25, 2010
 Completed a pass of 70 yards or more82, Vincent Brown from Ryan Lindley vs. Utah State, W - 41-7, Sept. 25, 2010
 Completed a pass of 60 yards or more82, Vincent Brown from Ryan Lindley vs. Utah State, W - 41-7, Sept. 25, 2010
 Completed a pass of 50 yards or more82, Vincent Brown from Ryan Lindley vs. Utah State, W - 41-7, Sept. 25, 2010

RECEIVING

Caught 15 or more passes15, DeMarco Sampson at Colorado State, W - 42-28, Oct. 24, 2009
 Caught 10 or more passes15, DeMarco Sampson at Colorado State, W - 42-28, Oct. 24, 2009
 Had 200 or more yards receiving257, DeMarco Sampson at Colorado State, W - 42-28, Oct. 24, 2009
 Had 150 or more yards receiving177, Vincent Brown vs. Utah State, W - 41-7, Sept. 25, 2010
 Had 100 or more yards receiving101, Vincent Brown at Brigham Young, L - 21-24, Oct. 9, 2010
 Had two 100-yard receivers183, Vincent Brown and 109, Mekell Wesley vs. Idaho, W - 45-17, Sept. 27, 2008
 Caught three or more TDs3, DeMarco Sampson at Colorado State, W - 42-28, Oct. 24, 2009
 Caught two or more TDs2, Vincent Brown vs. Utah State, W - 41-7, Sept. 25, 2010

TOTAL OFFENSE

Had 500 or more yards total offense506, Adam Hall, at Idaho, Sept. 21, 2002
 Had 400 or more yards total offense450, Ryan Lindley at Colorado State, W - 42-28, Oct. 24, 2009
 Had 100 yards both passing and rushing229 (passing), 101 (rushing), Kevin O'Connell at Brigham Young, L, 16-49, Nov. 6, 2004

SCORING

Accounted for four or more TDs4, Ronnie Hillman at New Mexico State, W - 41-21, Sept. 11, 2010
 Accounted for three or more TDs3, Ryan Lindley at Brigham Young, L - 21-24, Oct. 9, 2010

RETURNS

Returned a fumble for a touchdown1, Dey Juan Hemmings vs. New Mexico State, W - 34-17, Oct. 3, 2009
 Returned an interception for a touchdown1, Luke Laolagi at UNLV, L - 24-28, Nov. 28, 2009
 Returned a kickoff for a touchdown93, Davion Mauldin vs. Colorado State, L - 34-38, Oct. 25, 2008
 Returned a punt for a touchdown87, Kyle Conerly vs. UNLV, W - 31-21, Oct. 26, 2002
 Returned a two-point conversionLeon McFadden vs. Southern Utah, W - 35-19, Sept. 12, 2009
 Returned a blocked punt for a touchdownFreddy Keiaho vs. New Mexico, L - 24-47, Oct. 22, 2005
 Returned a blocked field goal for a touchdownHas not happened since start of 2003 season

DEFENSE

Intercepted two or more passes2, Donny Baker vs. UTEP, L - 27-34, Aug. 31, 2006
 Recovered three or more fumblesNever
 Recovered two or more fumbles2, Kirk Morrison at New Mexico, Nov. 9, 2002
 Recorded 15 or more tackles21, Corey Boudreaux and 18, Andrew Preston, vs. Air Force, L - 10-35, Oct. 11, 2008
 Recorded 10 or more tackles12, Darryn Lewis at Brigham Young, L - 21-24, Oct. 9, 2010
 Recorded two quarterback sacks in a game2, Miles Burris at Brigham Young, L - 21-24, Oct. 9, 2010
 Recorded three or more quarterback sacks in a game3, Heath Farwell vs. Nevada, W - 27-10, Sept. 25, 2004

SPECIAL TEAMS

Scored 15 or more points kicking16, Tommy Kirovski at Hawaii, L - 40-41, Dec. 7, 2002
 Scored 10 or more points kicking11, Abel Perez vs. Utah State, W - 41-7, Sept. 25, 2010
 Kicked five or more field goalsNever
 Kicked four or more field goals4, J.C. Mejia vs. Wyoming, W - 25-20, Oct. 25, 2003
 Kicked two field goals of 50 or more yards51 and 50, Chris O'Brien vs. New Mexico, Nov. 17, 1984
 Kicked a 50-yard field goal50, Garrett Palmer at Arizona State, L - 13-34, Sept. 15, 2007
 Kicked a punt 70 or more yards75, Michael Hughes vs. Wyoming, W - 27-24, Nov. 3, 2007
 Kicked a punt 60 or more yards67, Brian Stahovich at No. 25 Missouri, L - 24-27, Sept. 18, 2010
 Punted nine or more times10, Brian Stahovich at No. 25 Missouri, L - 24-27, Sept. 18, 2010
 Totaled 100 or more kick return yards108, Davion Mauldin at UNLV, L - 24-28, Nov. 28, 2009
 Totaled 100 or more punt return yards107, Kyle Conerly vs. UNLV, W, 31-21, Oct. 26, 2002
 Blocked a puntFreddy Dunkle vs. Colorado State, W - 17-6, Dec. 2, 2006
 Blocked a field goalLogan Ketchum vs. Nicholls State, W 47-0, Sept. 4, 2010
 Blocked a PATLeon McFadden vs. Southern Utah, W - 35-19, Sept. 12, 2009