

SJSU FOOTBALL

GAMEDAY INFORMATION

TV



TALENT RADIO Dave Ryan, Donte Whitner, Emily Proud



TALENT Kevin Richardson, David Fales

LIVE STATS SJSUstats.com

BE SOCIAL @SanJoseStateFB

MEDIA SCHEDULE

Monday: Practice 10 a.m. - 11:00 a.m.

Tuesday: Practice 10 a.m. - 11:30 a.m.

Brent Brennan Weekly Presser 1 p.m. (SAC Press Room)

Wednesday: Practice 10:00 a.m. - 11:30 a.m.

Thursday: Practice 10:00 a.m. - 11:30 a.m.

Friday: No Media

ALL practices are open to media and media availability will be following practice. ALL players and coaches are available upon request.

FOOTBALL CONTACT

Associate AD for Com. & Broadcasting.....*Sky Kerstein (W. Mich., NU)*

Cell 703-597-4950

E-mail sky.kerstein@sjsu.edu

GENERAL INFORMATION

San José State University Founded in 1857

Location..... San Jose, Calif.

Enrollment 32,157

Nickname Spartans

Colors Gold, White and Blue

Conference..... Mountain West (MW)

Stadium CEFCU Stadium (19,000)

President Dr. Cynthia Teniente-Matson (UAF, UAA, FS)

Director of Athletics..... Jeff Konya (Princeton, Iowa)

FB Sport Admin Scott MacDonald (St. Andrews, Oakland)

Dir. of Football Ops..... Tanner Schultheis (Ohio)

FOOTBALL HISTORY

First Year / Record..... 1898 / 511-531-38 (.491)

Bowl Record..... 7-5 (.583)

Conference Titles (last)..... 17 (Mountain West, '20)

2023 SCHEDULE

Date	Opponent	Time/Result/TV (PT)
8/26	at No. 6 USC	L, 56-28
9/3	No. 18 OREGON ST.	L, 42-17
9/9	CAL POLY	W, 59-3
9/16	at Toledo	L, 21-17
9/22	AIR FORCE*	L, 45-20
10/7	at Boise State*	L, 35-27
10/14	at New Mexico*	W, 52-24
10/21	UTAH STATE*	W, 42-21
10/28	at Hawai'i*	W, 35-0
11/11	No. 25 FRESNO STATE* W, 42-18	
11/18	SAN DIEGO STATE* 7:30 p.m.	
11/25	at UNLV* 12:00 p.m.	
12/2	MW Championship 12:00 p.m.	

Pacific Time listed for all games

* - Mountain West game



SAN JOSÉ STATE (5-5, 4-2 MW) vs. **SAN DIEGO STATE** (3-7, 1-5 MW)

Nov. 18, 2023 // 7:30 p.m. // CBS Sports Network // San Jose, Calif. (CEFCU Stadium)



OPENING DRIVE

• The Spartans host San Diego State looking for their fifth win in a row which is the most consecutive wins for SJSU since the 2020 Mountain West Championship season.

• SJSU comes off a 42-18 win over No. 25 Fresno State as the Spartans look to become bowl eligible for the third time in the last four seasons and it could be the first time the Spartans have ever gone to three bowl games in four seasons and Head Coach **Brent Brennan** would be the first head coach in SJSU history to lead the Spartans to three bowl games.

• It was the first Spartan win over a nationally-ranked opponent since November 29, 2013 when they defeated No. 16 Fresno State 62-52 and the win was the largest margin of victory over Fresno State since 1990 when the Spartans defeated the Bulldogs 42-7.

• Against Hawai'i (10/28) it was the first shutout win for the Spartans since Aug. 29, 2013 when they defeated Sacramento State 24-0 in their season opener. It was also the first FBS shutout and road shutout since the Spartans defeated Navy 12-0 on Sept. 29, 2012 and this was the first time Hawai'i had been shut out since 2017 and the first time they've been shut out at home since 1998.

• The Spartans have outscored their opponents 171-63 over the four game win streak.

• The Spartans have lost only seven turnovers this season which is good for sixth in the nation and tops in the Mountain West. Their +9 turnover margin is good for sixth in the country and second in the MW.

• The Spartans have two or more takeaways in each of their last three games and six games overall this season. Their 18 takeaways rank 18th nationally and third in the Mountain West.

• The Spartans special teams have two blocked punts including one for a touchdown, have a punt return touchdown and have recovered three onside kicks this season, plus have two fumble recoveries on kick offs this season. According to ESPN, the Spartans have the number three special teams unit in the country at 72.8 efficiency.

• The first four FBS teams the Spartans played this season are a combined 32-9 (USC 7-4, OSU 8-2, Toledo 9-1, Air Force 8-2).

• SJSU has rushed for 200 plus yards in four straight games for the first time since 2000. They now have five games this season with at least 200 yards rushing for the first time since 2000 as well.

SPARTANS	MATCHUP	AZTECS
Brent Brennan (7th/7th) COACH	Brady Hoke (6th/17th)	
32-47 (.405)	RECORD AT SCHOOL	39-31 (.557)
32-47 (.405)	OVERALL RECORD	104-91 (.533)
1-5 (.167)	VS. OPPONENT	3-1 (.750)

INSIDE THE SERIES

OVERALL: - 20-24-2 (Since 1935)

STREAK: - L2

IN SAN DIEGO/CARSON: - 2-11 (Since 1969)

IN SAN JOSE: - 4-9-1 (Since 1969)

NEUTRAL: - 0-0

LAST 5 MEETINGS: - 1-4

LAST FIVE MEETINGS

11/12/22	L	43-27	A	San Diego
10/15/21	L	19-13	H	San Jose
11/06/20	W	28-17	A	Carson
10/19/19	L	27-17	H	San Jose
10/20/18	L	16-13	A	San Diego

• SJSU ran for 313 yards against No. 25 Fresno St. (11/11) which were the most against an FBS opponent since Oct. 24, 2015 when they rushed for 317 yards against New Mexico.

• The Spartans rushed for 259 yards at UNM (10/14) and 251 yards against Utah State (10/21) and it's the first time since 2006 the Spartans have back-to-back 250 plus rushing yard games. The Spartans have only failed to hit 100 rushing yards in two games this season.

• Senior **Kairee Robinson** ran for a career-high 200 yards against No. 25 Fresno St. (11/11) plus added two touchdowns on the way to his second Mountain West Offensive Player of the Week award this season (10/16, 11/13).

• **Robinson** is averaging 7.07 yards per carry this season which is tops in the MW and sixth in the country. **Robinson** has a career 2,438 rushing yards which is fifth all-time in SJSU history and has four straight 100 plus yard games. The SJSU record is five straight 100 plus yard games set by Deoncé Whitaker in 2000. Whitaker also had eight 100 yard games overall that season which is also an SJSU record.

• **Robinson** has a rushing touchdown in every game he's played in this season (nine, second longest streak in country) and his 15 rushing touchdowns tied Whitaker (2000) and Johnny Johnson, Jr. (1988) for the SJSU single-season record. The SJSU record for most games with a rushing touchdown in a season is 10 by Kenny Jackson (1987).

• **Robinson** also has 33 career touchdowns which is only behind Deoncé Whitaker (1998-2001) who had 36 (33 rushing, two receiving, one kick return) for the SJSU record.

MORE NEWS AND NOTES

- **Robinson** has 17 total touchdowns this season which is a season high and he is two behind Johnny Johnson, Jr. (1988) who owns the SJSU single-season record.

- **Robinson** is ranked No. 1 for running backs with 100 carries with a 93.1 rushing grade according to Pro Football Focus.

- Senior **Chevan Cordeiro** has thrown 16 touchdowns this season and is fifth on the all-time Mountain West Conference list with 84 career touchdown passes. BYU's Max Hall owns the MW record after throwing for 94 touchdowns from 2007-09.

- **Cordeiro's** 16 touchdown passes is good for fifth in the Mountain West.

- **Cordeiro** is three touchdowns from tying Fresno's Derek Carr for fourth all-time in Mountain West history.

- **Cordeiro** is the all-time Mountain West leader for touchdowns responsible for with 109 and the all-time MW leader for most plays.

- **Cordeiro** has 13,102 career yards gained which is good for second in Mountain West history and is only behind Brett Rypien who had 13,494 career yards at Boise State.

- **Cordeiro** has 921 career completions which is good for third in Mountain West history and is behind Ryan Lindley for second who had 961 career completions.

- **Cordeiro** has only thrown three interceptions this season which is good for fourth in the nation and first in the Mountain West.

- **Cordeiro** went 117 passing attempts without throwing an interception this season and is currently on a streak of 102 passing attempts without throwing an interception. **Cordeiro** made 170 passing attempts last season before throwing his first pick.

- **Cordeiro** has thrown for 11,553 career yards which is good for third all-time in Mountain West history and is eighth in players currently playing. He is behind Ryan Lindley for second place who threw for 12,690 yards.

- The Spartans have the 18th best pass defense in the nation and second best pass defense in the MW averaging just 183.4 yards per game.

- This season is the first time the Spartans have ever hosted two ranked teams in the same season and the first since 2018 they have played three in the same season.

- **Robinson** and **Quali Conley** (133 yards) each had 100 plus yards rushing against UNM (10/14) and it was the first time two SJSU running backs each had 100 yards rushing in a game since **Robinson** and **Tyler Nevens** completed the feat against Hawaii on December 5, 2020.

- Junior **Bryun Parham** had a career-high two fumble recoveries and a forced fumble, plus added 12 tackles at BSU (10/7). Parham is 10th in the MW with 77 tackles. He is also fourth in the MW and 12th in the country in fumbles recovered (2).

- Sophomore **Jay'Vion Cole** has eight pass deflections this season. **Cole** has three interceptions this season to lead the Spartans which is good for 31st in the country and fourth in the conference.

- The Spartans had two players who played their 56th career game against Fresno State (11/11) in **Jaime Navarro** and **Tre Jenkins** which is a new SJSU games played record.

- The attendance for the Spartans' game against No. 18 Oregon State (9/3) was 20,337, the most since Nov. 30, 2013 against Fresno State. It is the 25th-highest attended game at San José State and was the first sellout since Aug. 23, 2003 against Grambling State.

- Redshirt freshman **Matthew Coleman** returned his first career punt for a 75-yard touchdown against Cal Poly (9/9). Coleman was named MW Freshman of the Week and it was the first punt return TD for the Spartans since Tre Jenkins took one back against Utah State on Nov. 10, 2018. The Spartans lead the nation in punt return touchdowns thanks to a blocked punt touchdown as well.

- **Nick Nash** had a career-high seven receptions against No. 18 Oregon State. He had career-highs with three touchdown receptions and 89 yards receiving against No. 6 USC (8/26). He is the second Spartan with three touchdown receptions in a game under Cordeiro at quarterback (Elijah Cooks, 11/19/22).

- **Nash** earned his first Mountain West Offensive Player of the Week honors following his three touchdown performance against No. 6 USC (8/26) and his second touchdown was the No. 2 play on SportsCenter.

- **Brennan** led the Spartans to his second bowl game as head coach and is the first head coach to lead the Spartans to two bowl games since Claude Gilbert in 1986 and 1987 last season. Brennan is the first SJSU head coach to lead the

Spartans to two above .500 seasons since Terry Shea in 1990 and 1991.

- **Brennan** is in his seventh season at SJSU and is tied for second all-time with Bob Bronzan (1950-56). Dudley S. DeGroot (1932-39) and Robert Titchenal (1957-64) both coached at SJSU for eight seasons.

- **Brennan** has 32 career wins at SJSU which is good for sixth all-time at SJSU.

- According to 24/7 sports, the Spartans have played the No. 2 high school quarterback in 2020 in DJ Uiagalelei (OSU), the No. 2 high school quarterback in 2021 Caleb Williams (USC) and the No. 3 high school quarterback in 2021 Sam Huard (Cal Poly).

- SJSU beat Cal Poly, 59-3 (9/9). The last Spartan 50-point win was on Sept. 3, 1988 when they took down New Mexico State 51-0. The 59 points were the most points scored for the Spartans since Sept. 9, 2016 when they scored 66 points against Portland State. The 56-point margin of victory is the largest in the modern era for the Spartans and was the most for the Spartans since 1949 when they beat the University of Mexico, 103-0. This was also the most points scored under **Brennan**.

- The Spartans were just 1-of-31 schools to make a football bowl game and a NCAA baseball regional in 2022-23.

- In 2022-23, it was the first time in school history that football and men's basketball qualified for NCAA postseason in the same academic year in 2022-23 and the first time since 1986-87 both men's basketball and football finished over .500.

SENIORS:

Jordan Cobbs
Chevan Cordeiro
Andrew Conneville
Elisha Guidry
Andrew Jenkins
Tre Jenkins
Jay Kakiva
Noah Lavulo
Jaylan Lawson
Jaime Navarro
Tyler Ostrom
Anthony Pardue
Kairee Robinson
Charles Rogers
Matthew Tago
Alex Weir
Chase Williams

NEW SPARTAN ATHLETICS CENTER



The Spartans opened the new Spartan Athletics Center on the east side of CEFCU Stadium prior to the 2023 season. The most transformative capital project in SJSU history approached 70 million dollars and will make its television debut Sept. 3 at 12:30 p.m. (PT) on CBS against Oregon State.

The two-story, 55,000-square foot building will be the new home for Spartan football and men's and women's soccer while providing amenities for all student-athletes on San José State's 22 athletics teams. It is critical to leveling the playing field in the areas of facilities and recruiting by providing access to first-class amenities including:

- Locker rooms, auditorium, dining facilities, player lounge
- Coaches offices, position meeting rooms, nutrition station
- Premium viewing and hospitality areas on game day



SJSU'S RECORD WHEN ...

home	3-2
away	2-3
neutral	0-0
overtime	0-0
games decided by 3 pts or less	0-0
games decided by 4-10 pts	0-2
games decided by 11-14 pts	0-0
games decided by 14-17 pts	0-0
games decided by 18+ pts	5-3
vs. Top 25	1-2
vs. Top 10	0-1
vs. MW opponents	4-2
vs. Power 5 opponents	0-2
scoring first	4-3
leading at the half	3-3
tied at the half	1-0
trailing at the half	1-2
leading at start of 4th quarter	5-1
tied at start of 4th quarter	0-0
trailing at start of 4th quarter	0-4
leading with 5 mins remaining	5-0
tied with 5 mins remaining	0-0
trailing with 5 mins remaining	0-5
is successful on fourth down	3-1
is successful with two point conversion	0-0
has three or more field goals	0-0
punts less than five times	4-3
SJSU completes 60% or better passes	3-2
SJSU completes less than 60% of passes	2-3
SJSU completes passes better than opponent	3-1
SJSU passes for 200 yards	3-4
SJSU passes more yards than opponent	3-3
SJSU runs for 100 yards	5-3
SJSU runs less than 100 yards	0-2
SJSU has less turnovers than opponent	5-2
SJSU has more turnovers than opponent	0-2
SJSU equals opponent in turnovers	0-1
SJSU has no turnovers	3-1
SJSU scores 17 pts or less	0-1
SJSU scores 17 - 20 pts	0-2
SJSU scores 21 - 23 pts	0-0
SJSU scores 24 -26 pts	0-0
SJSU scores 27 - 30 pts	0-2
SJSU scores 31 - 34 pts	0-0
SJSU scores 35 pts or more	5-0
Opponent scores 17 pts or less	2-0
Opponent scores 17-20 pts	1-0
Opponent scores 21-23 pts	1-1
Opponent scores 24-26 pts	1-0
Opponent scores 27-30 pts	0-0
Opponent scores 31-34 pts	0-0
Opponent scores 35 pts or more	0-4
On Friday	0-1
On Saturday	5-3
On Sunday	0-1
In August	0-1
In September	1-3
In October	3-1
In November	1-0
On National TV (CBS, ESPN+, CBS Sports Network, FS1)	2-4
On NBC Sports Bay Area/California	1-0
On Mountain West Network	1-0
Miscellaneous	
Current Streak	W4
Home Streak	W2
Road Streak	W2

BILL WALSH LEGACY GAME
VS. STANFORD

HOME AWAY

SAT. NOV 30TH 2024 SAT. SEPT 13TH 2025
SAT. NOV 23ST 2025 SAT. NOV 25TH 2025
SAT. SEPT 1ST 2025 SAT. SEPT 2ND 2024

MOUNTAIN WEST STANDINGS

Team (Coaches/AP)	MW	PF	PA	Hm	Rd	Pct
Air Force (RV/--)	5-1	210	118	3-0	2-1	.833
UNLV (RV/RV)	5-1	228	129	3-0	2-1	.833
Fresno State (RV/RV)	4-2	169	161	3-0	1-2	.667
Boise State	4-2	203	147	3-0	1-2	.667
San José State	4-2	218	143	2-1	2-1	.667
Wyoming	3-3	131	160	3-0	0-3	.500
Utah State	3-3	191	190	2-1	1-2	.500
Colorado State	2-4	128	172	2-1	0-3	.333
Hawai'i	2-4	129	189	1-2	1-2	.333
Nevada	2-4	114	164	1-2	1-2	.333
New Mexico	1-5	144	240	1-2	0-3	.167
San Diego State	1-5	125	177	0-3	1-2	.167

PRONUNCIATIONS

Jalen Apaliti-Williams - Jay-lin Uh-Pahl-it Will-yums	Noah Lavulo - No-Ah LAH-vu-LO
Dino Beslagic - Dee-no Bes-LAH-jick	Quincy Likio - Lik-ee-oh
Jay'Vion Cole - Jay-Vee-On	Sebastian Macaluso - Seb-ash-ten Maac-uh-loo-so
Quali Conley - KWAH-lee KON-lee	Akio Martinson - Ah-kee-oh Mar-tin-sun
Imari Conley - EE-mar-ee	Malikhi Miller - MAL-ih-Ki
Chevan Cordeiro - SHEH-ven COR-dehr-oh	Kaleb Peleki - Puh-leh-kee
Walker Eget - EE-get	Davis Salom - Suh-lahm
Gafa Faga - Nah-fuh Fahn-guh	Jairus Satale - Jie-ruhs Sah-tell-ee
Elisha Guidry - Ee-lie-shuh Gid-ree	Marist Talavou - Mare-ist Taal-ih-voh
Vaka Hansen - Vah-kuh	Uluakinofa Taliauli - Oo-loo-ah-kee-no-fo Tah-lee-ah-oo-lee
Cooper Hoch - Hohk	Soane Toia - So-ahn-eh Toe-eh-ah
Kamaehu Kopa-Kaawalaule - Kah-muh-ay-hoo Koh-pah-kuh-ah-vuh-lay-oh-lay	
Jay Kakiva - Kuh-kee-vuh	Tangata Tuitupou - ten-GAH-tuh too-EE
Taniela Latu - Tan-yell-ah Lah-Too	



2023 - 2024 NFL SEASON


SPARTANS IN THE NFL



ELIJAH COOKS
JACKSONVILLE JAGUARS



KEITH SMITH
atlanta falcons



JUNIOR FEHOKO JR.
DALLAS COWBOYS



ANDRE CHACHERE
ARIZONA CARDINALS



DAVID QUESENBERRY
MINNESOTA VIKINGS



JOSH OLIVER
MINNESOTA VIKINGS



WES SCHWEITZER
NEW YORK JETS



NEHEMIAH SHELTON
NEW YORK JETS

MEDIA INFORMATION

Credential Requests

Credentials are issued for news and editorial coverage on a case-by-case basis to those filing game stories, accredited members from established media outlets, and personnel assigned by the sports information office. Requests should be directed to Sky Kerstein, sky.kerstein@sjsu.edu. The credential recipient agrees to all conditions set forth by the University relating to conduct and print, video, audio, digital and photographic game coverage.

Football Press Box

The CEFCU Stadium press box is located on the 7th Street side of the stadium and is an open-air facility. Carry a jacket with you. The press box remains open three hours after each contest.

Football Game Day Parking

Media parking passes for home football games are issued by the athletics media relations office.

Football Telephone Lines & Wireless Internet

Nine telephone lines and wireless internet are available for the working media in the press box area.

Photographers

Credentials are issued to newspapers, wire services, video crews and team photographers. NCAA rules limit photographers to a wide area behind the restraining line around the playing field and outside the 25-yard lines.

Production Truck & Satellite Uplink Parking

Production truck and satellite uplink parking is on the 7th Street side of the stadium. Arrangements must be made to park a truck overnight inside CEFCU Stadium.

Radio Broadcasts

The radio broadcast booth for the designated official flagship station of the visiting team at CEFCU Stadium is Box A on the mezzanine level of the press box and has space for five working individuals. ISDN and regular telephone service are provided.

Scouts

Space limitations prohibit seating and standing in the press box for scouting purposes.

Statistics & Services

Game statistics, play-by-play accounts and post-game quotes are compiled and distributed. FAX service is available. A meal is available two hours before kickoff.

Team Practices

During the football season, the Spartans practice in the morning. In-person, post-practice interview opportunities with the student-athletes, generally, occur at approximately 11:30 a.m. on Monday, Tuesdays, Wednesdays and Thursdays. Please contact the media relations office in advance with an interview request. Brent Brennan will have his weekly media availability at 1 p.m. every Tuesday in the press conference room of the new SAC building.

SJSU COMMUNICATIONS

Primary Football Contact:

SKY KERSTEIN ASSOCIATE ATHLETICS DIRECTOR FOR COMMUNICATIONS AND BROADCASTING

sky.kerstein@sjsu.edu

Cell: (703) 597-4950

Secondary Football Contact:

TAYLOR HODGES MULTIMEDIA SPECIALIST

taylor.hodges@sjsu.edu

Cell: (731) 608-6272

Communications:

AMY VILLA DIRECTOR OF MEDIA RELATIONS

amy.villa@sjsu.edu

Cell: (408) 421-8604

MATT STRAPP ASSISTANT DIR. OF MEDIA RELATIONS

matthew.strapp@sjsu.edu

Cell: (562) 499-9633

Mailing Address:

Alan B. Simpkins Athletics Administration Building
1393 South 7th Street
San Jose, CA 95008



WEEKLY SCHEDULE

12

SUNDAY

No Media Availability Unless Requested

13

MONDAY

Practice - 10:00 a.m. - 11:00 a.m.

14

TUESDAY

Practice - 10:00 a.m. - 11:30 a.m.

Weekly Press Conference - Brent Brennan - 1 p.m. - SAC Press Conference Room

15

WEDNESDAY

Practice - 10:00 a.m. - 11:30 a.m.

16

THURSDAY

Practice - 10:00 a.m. - 11:30 a.m.

17

FRIDAY

No media availability

18

SATURDAY

7:30 p.m. against San Diego State on CBS Sports Network

HIGHLIGHTED PLAYERS-OFFENSE

QB



#2 Chevan Cordeiro
6-1, 196, Sr., Honolulu, Hawaii

- Mountain West Offensive Preseason Player of the Year (2023)/All-Mountain West Second Team (2022)
- Transferred from Hawai'i prior to 2022 season/2023 Watch List: Maxwell/Manning/Camp/O'Brien
- Went 9/18 with three touchdowns and 146 yards against No. 25 Fresno St. (11/11/23)
- Went 16/26 for 251 yards and two touchdowns at Hawai'i (10/28/23)

#9 Jay Butterfield
6-6, 225, So-R., Brentwood, Calif.

- Transferred from Oregon prior to 2023 season
- Threw first career touchdown vs. No. 18 Oregon State (9/3/23)
- Completed pass attempt for one yard against Eastern Washington (9/10/22)

RB




#32 Kairee Robinson
5-7, 195, Sr., Antioch, Calif.

- Mountain West Offensive Player of the Week (10/16/23, 11/11/23)
- Ran for career-high 200 yards and two touchdowns against No. 25 Fresno St. (11/11/23)
- Ran for 146 yards and two touchdowns with career-high 52 yard TD run at Hawai'i (10/28/23)
- Ran for 102 yards and 1 TD, caught four passes for 22 yards and a TD vs. Utah State (10/21/23)

#7 Quali Conley
5-10, 207, Jr., Fresno, Calif.

- Transferred from Utah Tech prior to 2023 season
- 15 carries for 98 yards against No. 25 Fresno St. (11/11/23)
- 19 carries for 75 yards and a touchdown at Hawai'i (10/28/23)
- Ran for 79 yards and tied season-high two touchdowns vs. Utah State (10/21/23)

TE



#81 Dominick Mazotti
6-4, 250, Jr-R., Pleasanton, Calif.

- One catch for 13 yards against No. 25 Fresno St. (11/11/23)
- Two catches for 26 yards at Hawai'i (10/28/23)
- Had two catches for 70 yards including a season-best 44 yards at UNM (10/14/23)
- Three catches for 25 yards at Boise State (10/07/23)

#88 Sam Olson
6-3, 242, Jr-R., Visalia, Calif.

- One catch for 29 yards at Hawai'i (10/28/23)
- Two catches for seven yards at Toledo (9/16/23)
- Caught a 27-yard touchdown vs. Cal Poly (9/9/23)
- Career-high six catches, plus recovered a fumble for a touchdown vs. No. 18 Oregon State (9/3/23)

WR



#0 Isaac Jernagin
5-10, 182, Jr., Bakersfield, Calif.

- Transferred from Bakersfield College (2021) and Nevada (2020) prior to 2022 season
- First career touchdown reception for seven yards against No. 25 Fresno St. (11/11/23)
- One run for five yards at Hawai'i (10/28/23)
- Two catches for 14 yards, had one rush for 26 yards vs. Utah State (10/21/23)

#15 Matthew Coleman
6-0, 170, Fr-R., Carson, Calif.

- Mountain West Freshman of the Week (9/11/23)
- Had two catches for 20 yards at Boise State (10/07/23)
- Returned first career punt for a 75 yard touchdown and caught career-high 3 passes against Cal Poly (9/9)

WR



#4 Charles Ross
6-1, 171, Jr-R., Culver City, Calif.

- Transferred from Nevada prior to 2021 season
- Two catches for season-high 35 yards at Hawai'i (10/28/23)
- Three catches for 28 yards at Boise State (10/07/23)
- Two catches for 47 yards vs. Air Force (9/22/23)

#13 Branden Alvarez
5-9, 188, So-R., Corona, Calif.

- Caught first career catch and touchdown vs. No. 18 Oregon State (9/3/23)
- Played at No. 6 USC (8/26/23)
- Played in 11 games for SJSU in 2022

WR




#3 Nick Nash
6-3, 198, Jr-R., Irvine, Calif.

- Two touchdowns with six catches and 86 yards at Hawai'i (10/28/23)
- Had a touchdown and 66 yards including a 41 yard reception against No. 25 Fresno St. (11/11/23)
- Career-high 54 yard touchdown reception at UNM (10/14/23)
- Had a 29-yard touchdown reception vs. Utah State (10/21/23)

#12 Malikh Miller
6-4, 209, Jr-R., Oakland, Calif.

- Two catches for 43 yards and a touchdown against No. 25 Fresno St. (11/11/23)
- Two catches for 14 yards vs. Utah State (10/21/23)
- One catch for 16 yards at UNM (10/14/23)

LT



#79 Fernando Carmona, Jr.
6-5, 325, So-R., Las Vegas, Nev.

- Started 10 games in 2023
- Started all 12 games in 2022
- Started his first game vs. Portland St. (9/1/22)
- Appeared in one game in 2021

#70 Malik Williams
6-5, 307, So-R., Hayward, Calif.

- Transferred from Wyoming prior to 2022 season
- Had first career start at SJSU vs. UNLV (10/7/22)
- Also Started at Utah State (11/19/22) vs. Hawai'i (11/26/22) & vs. EMU at Famous Idaho Potato Bowl (12/20)

LG




#71 Tyler Ostrom
6-2, 305, Gr., Ventura, Calif.

- Started at LG all 10 games in 2023
- Mountain West All-Academic Team Honoree (2020, 21, 22)
- Made eleven appearances in 2022

#78 Jake Steele
6-4, 306, Fr-R., Temecula, Calif.

- Made SJSU debut at No. 6 USC (8/26/23)
- Mountain West Scholar Athlete (2023)
- Did not make an appearance in 2022

C



#74 Anthony Pardue
6-4, 317, Gr., Murrieta, Calif.

- Started 10 games in 2023
- Started all 12 games in 2022
- Started vs. Portland St. (9/1/22)
- Started in 3-of-12 games played in 2021

#67 Kai Davison
6-1, 279, So-R., Novato, Calif.

- Played in first game vs. Portland St. (9/1/22)
- Lettered in football (Coach Mazi Moayed) and track and field at Marin Catholic High in Kentfield, Calif
- A two-time San Francisco Chronicle All-Metro team selection

RG



#61 Marist Talavou
6-3, 327, So-R., Norwalk, Calif.

- Transferred from Utah prior to 2022 season
- Started nine games in 2023
- Had first start vs. WMU (9/24/22) and started two games in 2022
- Played against vs. Portland St. (9/1/22)

#71 Tyler Ostrom
6-2, 305, Gr., Ventura, Calif.

- Started at LG all nine games in 2023
- Mountain West All-Academic Team Honoree (2020, 21, 22)
- Made eleven appearances in 2022

RT



#54 Jaime Navarro
6-3, 310, Gr., Temecula, Calif.

- Started 10 games in 2023
- Started 11 games in 2022
- Started vs. Portland St. (9/1/22)
- Started all 12 games in 2021

#70 Malik Williams
6-5, 307, So-R., Hayward, Calif.

- Transferred from Wyoming prior to 2022 season
- Had first career start vs. UNLV (10/7/22)
- Also Started at Utah State (11/19/22) vs. Hawai'i (11/26/22) & vs. EMU at Famous Idaho Potato Bowl (12/20)

Year	GP	Cmp.	Att.	Pct.	Yds.	TD/INT
2023	10	173	286	60.5	2,135	16/3
Career	58	921	1,548	59.5	11,553	84/31
Car. Highs:	33	49	---	410	4/2	

Year	GP	Cmp	Att.	Pct.	Yds	TD/INT
2023	4	7	11	63.6	80	1/0
Car. Highs:	7	9	---	80	1/0	

Year	GP	Rush	Yds.	Avg.	TD	Long
2023	9	130	919	7.1	15	52
Career	51	473	2,438	5.2	28	52
Car. Highs:	24	200	---	3	52	

Year	GP	Rush	Yds.	Avg.	TD	Long
2023	10	95	592	6.2	7	68
Car. Highs:	25	215	---	3	68	

Year	GP	Rec	Yds.	Avg.	TD	Long
2023	9	20	287	14.4	1	44
Career	31	54	712	13.2	4	46
Car. Highs:	7	100	---	1	46	

Year	GP	Rec	Yds.	Avg.	TD	Long
2023	7	12	133	11.1	1	29
Career	23	35	417	11.9	4	70
Car. Highs:	6	70	---	1	70	

Year	GP	Rec	Yds.	Avg.	TD	Long
2023	10	9	74	8.2	1	34
Career	29	16	126	7.9	1	34
Car. Highs:	3	34	---	1	34	

Year	GP	Rec	Yds.	Avg.	TD	Long
2023	9	8	95	11.9	0	29
Car. Highs:	3	29	---	0	29	

Year	GP	Rec	Yds.	Avg.	TD	Long
2023	9	19	260	13.7	1	35
Career	24	58	769	13.3	4	65
Car. Highs:	6	89	---	1	65	

Year	GP	Rec	Yds.	Avg.	TD	Long
2023	7	2	25	12.5	1	19
Car. Highs:	2	25	---	1	19	

Year	GP	Rec	Yds.	Avg.	TD	Long
2023	10	41	568	13.9	8	58
Career	40	52	670	12.9	9	58
Car. Highs:	7	99	---	3	58	

Year	GP	Rec	Yds.	Avg.	TD	Long
2023	10	18	224	12.4	1	25
Car. Highs:	4	78	---	1	48	

Year	GP
2023	10
Career	23

Year	GP
2023	10
Career:	20

Year	GP
2023	10
Career	40

Year	GP
2023	9
Career:	9

Year	GP
2023	10
Career	48

Year	GP
2023	9
Career:	21

Year	GP
2023	9
Career:	20

Year	GP
2023	10
Career:	40

Year	GP
2023	10
Career	56

Year	GP
2023	10
Career:	20

HIGHLIGHTED PLAYERS-DEFENSE

DE



#3 Tre Smith
6-5, 255, So-R., Mesa, Ariz.

- Four tackles, 1.0 sacks and 1.5 TFL's against No. 25 Fresno St. (11/11/23)
- Three tackles, 0.5 sacks, 0.5 TFL's and a QB hurry at Hawai'i (10/28/23)
- One sack, 2.5 TFL's and six tackles vs. Utah State (10/21/23)
- Two quarterback hits at UNM (10/14/23)

#23 Justin Stearns
6-2, 240, Fr-R., San Diego, Calif.

- Changed positions from LB to DE
- Had a touchdown off a blocked punt at UNM (10/14/23)
- Had 1.0 TFL's vs. Utah State (10/21/23)

NG



#96 Jay Kakiva
6-4, 307, Gr., Las Vegas, Nev.

- Five tackles, 1.0 sacks and career-high 1.5 TFL's against No. 25 Fresno St. (11/11/23)
- Four tackles vs. Utah State (10/21/23)
- Five tackles, 0.5 sacks and TFL's at UNM (10/14/23)
- Had a sack, 1.0 TFL's and three tackles at Boise State (10/07/23)



#42 Soane Toia
6-0, 280, Jr., Nuku'alofa, Tonga

- Four tackles, 1.0 sacks and 1.5 TFL's against No. 25 Fresno St. (11/11/23)
- Career-high 1.5 sacks, 1.5 TFL's, plus three tackles at Hawai'i (10/28/23)
- 1.5 TFL's and four tackles vs. Utah State (10/21/23)
- Two tackles at UNM (10/14/23)

DE



#4 Noah Lavulo
6-2, 260, Sr., Burlingame, Calif.

- Transferred from College of San Mateo prior to 2022 season
- Career-high 2.0 sacks, career-high 2.0 TFL's and four tackles against No. 25 Fresno St. (11/11/23)
- 1.0 TFL's and one QB hurry at Hawai'i (9/9/23)
- Two tackles, 1.0 TFL's vs. Utah State (10/21/23)

#94 Mata Hoha
6-2, 265, So-R., Sandy, Utah

- Transferred from Snow College prior to 2023 season
- Had a tackle vs. Cal Poly (9/9/23)
- Had a tackle vs. Oregon State (9/3/23)

LB



#9 Matthew Tago
6-2, 223, Sr-R., Palmdale, Calif.

- Transferred from Oregon State prior to 2020 season
- First career interception, two pass break ups and five tackles against No. 25 Fresno St. (11/11/23)
- 1.0 TFL's at Hawai'i (10/28/23)
- Had one pass deflection at Boise State (10/07/23)

#41 Taniela Latu
6-1, 237, Jr., San Mateo, Calif.

- Transferred from College of San Mateo prior to 2023 season
- Six tackles, 0.5 TFL's against No. 25 Fresno St. (11/11/23)
- Two QB hurries at Hawai'i (10/28/23)

LB



#6 Bryon Parham
5-11, 212, Jr., Long Beach, Calif.

- Six tackles, one PBU and 0.5 TFL's against No. 25 Fresno St. (11/11/23)
- Four tackles and one PBU at Hawai'i (10/28/23)
- Seven tackles and a QB hurry vs. Utah State (10/21/23)
- Eight tackles at UNM (10/14/23)

#44 Jordan Cobbs
6-1, 234, Jr-R., Oakland, Calif.

- One tackle and 0.5 TFL's against No. 25 Fresno St. (11/11/23)
- Two tackles at Hawai'i (10/28/23)
- Two tackles vs. Utah State (10/21/23)

LB



#10 Jordan Pollard
6-0, 200, So., Los Angeles, Calif.

- Seven tackles against No. 25 Fresno St. (11/11/23)
- Four tackles at Hawai'i (10/28/23)
- Led team with 10 tackles and had an interception vs. Utah State (10/21/23)
- Five tackles at UNM (10/14/23)

#35 Charles Rogers
6-1, 218, Sr., Loomis, Calif.

- Transferred from SDSU prior to 2021 season
- Two tackles against No. 25 Fresno St. (11/11/23)
- Caught a touchdown pass as a fullback vs. Utah State (10/21/23)

LB



#41 Taniela Latu
6-1, 237, Jr., San Mateo, Calif.

- Transferred from College of San Mateo prior to 2023 season
- Six tackles, 0.5 TFL's against No. 25 Fresno St. (11/11/23)
- Two QB hurries at Hawai'i (10/28/23)
- 1.5 TFL's and five tackles vs. Utah State (10/21/23)

#9 Matthew Tago
6-2, 223, Sr-R., Palmdale, Calif.

- Transferred from Oregon State prior to 2020 season
- First career interception, two pass break ups and five tackles against No. 25 Fresno St. (11/11/23)
- 1.0 TFL's at Hawai'i (10/28/23)

CB



#7 Kenyon Reed
5-10, 176, Jr., Sacramento, Calif.

- Transferred from Kansas State prior to 2020 season
- Four tackles, one PBU and 1.0 TFL's against No. 25 Fresno St. (11/11/23)
- Led team with six tackles, first career sack and career-high 2.0 TFL's at Hawai'i (10/28/23)
- Two tackles vs. Utah State (10/21/23)

#2 DJ Harvey
5-11, 190, So-R., Palmdale, Calif.

- Transferred from Virginia Tech prior to 2023 season
- Seven tackles, 1.0 TFL's and one PBU against No. 25 Fresno St. (11/11/23)
- Four tackles and two PBU's at Hawai'i (10/28/23)

S



#1 Chase Williams
6-1, 200, Sr-R., Eastvale, Calif.

- Transferred from USC prior to 2022 season/All-Mountain West Honorable Mention (2022)
- One tackle against No. 25 Fresno St. (11/11/23)
- Two tackles vs. Utah State (10/21/23)
- Four tackles and two PBU's at UNM (10/14/23)

#29 Jalen Apalit-Williams
6-1, 197, So-R., Martinez, Calif.

- One tackle against No. 25 Fresno St. (11/11/23)
- Had career-high three tackles vs. No. 18 Oregon State (9/3/23)
- Appeared in eight games for SJSU in 2022

S



#22 Tre Jenkins
5-11, 216, Gr., Stockton, Calif.

- All-Mountain West Honorable Mention (2022)
- Arthur Ashe, Jr. Sports Scholar Award recipient (2020, 21, 22), Campbell Trophy Semifinalist (2022)
- Five tackles against No. 25 Fresno St. (11/11/23)
- One PBU and five tackles vs. Utah State (10/21/23)

#27 Andrew Jenkins
5-9, 194, Gr., Stockton, Calif.

- Dr. Harry Edwards Award recipient (2022)
- Arthur Ashe Jr. Sports Scholar Award recipient (2021, 22)
- First career interception at Hawai'i (10/28/23)

CB



#25 Michael Dansby
5-11, 181, So., Oakland, Calif.

- Career-high 98 yard touchdown interception return against No. 25 Fresno St. (11/11/23)
- Four tackles at Boise State (10/07/23)
- Two tackles vs. Air Force (9/22/23)
- Five tackles, one TFL and one pass deflection at Toledo (9/16/23)

#8 Jay'Vion Cole
5-10, 175, So., Oakland, Calif.

- Transferred from Cal Poly prior to 2023 season
- Three tackles, 1.0 TFL's against No. 25 Fresno St. (11/11/23)
- One interception with a career-best 51 yard return at Hawai'i (10/28/23)

Year	GP	UT	AT	TT	Sack	TFL
2023	10	20	24	44	5.5	8.5
Career	21	31	35	66	8.5	14.0
Car. Highs:	---	---	13	1.5	2.5	

Year	GP	UT	AT	TT	Sack	TFL
2023	9	6	2	8	0.0	3.0
Car. Highs:	---	---	4	0.0	1.0	

Year	GP	UT	AT	TT	Sack	TFL
2023	10	12	20	32	2.5	5.0
Career	34	24	38	62	3.0	6.5
Car. Highs:	---	---	9	1.0	1.5	

Year	GP	UT	AT	TT	Sack	TFL
2023	10	13	15	28	3.0	5.0
Career	41	47	38	85	5.5	15.0
Car. Highs:	---	---	6	1.5	2.0	

Year	GP	UT	AT	TT	Sack	TFL
2023	10	15	20	35	3.5	7.0
Career	22	21	26	47	4.5	8.0
Car. Highs:	---	---	11	2.0	2.0	

Year	GP	UT	AT	TT	Sack	TFL
2023	5	1	1	2	0.0	0.0
Car. Highs:	---	---	1	0.0	1.0	

Year	GP	UT	AT	TT	Sack	TFL
2023	10	7	10	17	0.0	2.0
Career	43	35	33	68	2.0	7.5
Car. Highs:	---	---	5	1.0	2.0	

Year	GP	UT	AT	TT	Sack	TFL
2023	9	16	22	38	0.0	5.0
Car. Highs:	---	---	13	0.0	1.5	

Year	GP	UT	AT	TT	Sack	TFL
2023	10	43	34	77	0.5	1.5
Career	29	88	82	170	3.5	7.5
Car. Highs:	---	---	14	1.0	2.0	

Year	GP	UT	AT	TT	Sack	TFL
2023	9	11	6	17	0.0	0.5
Car. Highs:	---	---	8	1.0	2.0	

Year	GP	UT	AT	TT	Sack	TFL
2023	10	38	17	55	0.0	2.0
Career	21	65	41	106	0.0	5.5
Car. Highs:	---	---	11	0.0	2.0	

Year	GP	UT	AT	TT	Sack	TFL
2023	10	3	7	10	0.0	1.0
Car. Highs:	---	---	3	0	1.0	

Year	GP	UT	AT	TT	Sack	TFL
2023	9	16	22	38	0.0	5.0
Career	9	16	22	38	0.0	5.0
Car. Highs:	---	---	13	0.0	1.5	

Year	GP	UT	AT	TT	Sack	TFL
2023	10	7	10	17	0.0	2.0
Car. Highs:	---	---	5	1.0	2.0	

Year	GP	UT	AT	TT	TFL	INT/PD
2023	10	26	4	30	4.0	0/3
Career	34	78	24	102	6.5	2/10
Car. Highs:	---	---	9	2.0	1/3	

Year	GP	UT	AT	TT	TFL	INT/PD
2023	10	21	6	27	1.5	0/5
Car. Highs:	---	---	5	1.0	0/2	

Year	GP	UT	AT	TT	TFL	INT/PD
2023	10	19	16	35	0.5	1/2
Career	53	101	59	160	6.5	3/6
Car. Highs:	---	---	7	2.0	1/2	

Year	GP	UT	AT	TT	TFL	INT/PD
2023	10	3	3	6	0	0/0
Car. Highs:	---	---	3	0	0/0	

Year	GP	UT	AT	TT	TFL	INT/PD
2023	10	34	19	53	1.0	1/3
Career	56	161	72	233	10.0	5/13
Car. Highs:	---	---	13	1.5	1/2	

Year	GP	UT	AT	TT	TFL	INT/PD
2023	10	1	2	3	0.0	1/1
Car. Highs:	---	---	4	0.0	1/1	

Year	GP	UT	AT	TT	TFL	INT/PD
2023	5	7	4	11	1.0	1/2
Career	17	16	13	29	2.0	3/6
Car. Highs:	---	---	5	1.0	1/2	

Year	GP	UT	AT	TT	TFL	INT/PD
2023	10	15	6	21	3.0	2/8
Car. Highs:	---	---	4	1.0	2/3	

HIGHLIGHTED PLAYERS-SPECIAL TEAMS

K



#49 Taren Schive
5-10, 182, Jr., Riverside, Calif.

- Had seven kickoffs against No. 25 Fresno St. (11/11/23)
- Had five kickoffs at Hawai'i (10/28/23)
- Had seven kickoffs vs. Utah State (10/21/23)
- Had nine kickoffs at UNM (10/14/23)



#11 Kyler Halvorsen
5-10, 183, Jr., Honolulu, Hawai'i

- Transferred from Hawai'i prior to 2023 season
- Went 1-for-2 on field goals with a 39 yarder at UNM (10/14/23)
- Went 2-for-2 on field goals including a 33 yarder at Boise State (10/07/23)
- Went 1-for-2 on field goals including a 37 yarder at Toledo (9/16/23)

P



#99 Alex Weir
6-0, 195, Sr., Colfax, Calif.

- Transferred from Sacramento City College prior to 2022 season
- Had five punts for 210 yards including career-high three inside the 20 against No. 25 Fresno St. (11/11/23)
- Had two punts including one inside the 20 at Hawai'i (10/28/23)
- Three punts including two inside the 20 vs. Utah State (10/21/23)

LS



#51 Andrew Gonnevillle
6-1, 217, Sr., Mission Viejo, Calif.

- Long snapper in 53 collegiate games including all games in 2023
- Recovered fumble at Toledo (9/16/23)
- Mountain West Scholar-Athlete (2021)
- Academic All-Mountain West Team Honoree (2019, 20, 21, 22)

KR



#23 Jabari Bates
5-6, 170, Fr-R., Compton, Calif.

- Appeared in six games in 2023
- Two kickoff returns for 37 yards at UNM (10/14/23)
- Three kickoff returns for 46 yards vs. Air Force (9/22/23)



#0 Isaac Jernagin
5-10, 182, Jr., Bakersfield, Calif.

- Transferred from Bakersfield College prior to 2022 season
- Two kickoff returns for 35 yards vs. Air Force (9/22/23)
- Had one kickoff return at Toledo (9/16/23)

PR



#2 DJ Harvey
5-11, 190, So-R., Palmdale, Calif.

- Transferred from Virginia Tech prior to 2023 season
- One punt and one kick return at UNM (10/14/23)
- Had three punt returns at Toledo (9/16/23)

#15 Matthew Coleman
6-0, 170, Fr-R., Carson, Calif.

- Mountain West Freshman of the Week (9/11/23)
- One punt return for 44 yards at UNM (10/14/23)
- Took first punt return 75 yards to the house vs. Cal Poly (9/9/23)

Year	GP	FG	FGA	Lg.	PAT	Pts.
2023	10	0	0	0	0-0	0
Career	34	12	18	43	37-40	73
Car. Highs:	3	4	43	5-5	10	

Year	GP	FG	FGA	Lg.	PAT	Pts.
2023	10	6	10	49	45-46	63
Career	36	6	10	49	45-46	63
Car. Highs:	2	2	49	7-7	10	

Year	GP	Punt	Yds.	Avg.	I-20	LG
2023	10	35	1,503	42.9	12	56
Career	18	60	2,517	42.0	17	57
Car. Highs:	8	376	47.0	3	57	

Year	GP
2023	10
Career	53

Year	PR/Yds.	Lg.	KR/Yds.	Lg.	TD
2023	0/0	0	5/83	20	0
Career	0/0	0	5/83	20	0
Car. Highs:	0/0	0	N/A	20	0

Year	PR/Yds.	Lg.	KR/Yds.	Lg.	TD
2023	0/0	0	8/118	27	0
Career	0/0	0	19/330	28	0
Car. Highs:	0/0	0	N/A	28	0

Year	PR/Yds.	Lg.	KR/Yds.	Lg.	TD
2023	5/12	9	1/2	2	0
Career	14/26	9	1/2	2	0
Car. Highs:	N/A	9	1/2	2	0



Year	PR/Yds.	Lg.	KR/Yds.	Lg.	TD
2023	2/119	75	0/0	0	1
Career	2/119	75	0/0	0	1
Car. Highs:	N/A	75	0/0	0	1

PREVIOUS GAMES

US/THEM

OPPONENT/SCORE	RUSH ATT-YDS	COMP-ATT-INT	PASS YDS	PLAYS-YDS	RETURN YDS	PEN-TO'S
At No. 6 USC	27-198/34-160	21-39-0/24-35-0	198/341	66-396/69-501	53/162	3-0/8-0
No. 18 Oregon State	22-56/35-197	25-42-0/22-28-0	223/276	64-279/63-473	23/24	5-1/9-0
Cal Poly	43-267/33-95	15-23-0/13-24-1	205/74	66-472/57-169	75/32	6-0/5-3
At Toledo	29-40/36-229	24-41-1/13-23-1	228/92	70-268/59-321	22/6	4-1/8-3
Air Force*	17-115/73-400	24-35-1/2-2-0	239/28	52-354/75-428	82/0	6-1/4-0
At Boise State*	26-104/42-262	23-38-1/13-24-1	325/230	64-429/66-492	0/12	7-1/3-3
At New Mexico*	32-259/36-129	8-17-0/18-30-1	272/262	49-531/66-391	112/19	11-0/15-1
Utah State*	51-251/33-104	15-20-0/17-29-2	119/160	71-370/62-264	0/28	4-2/7-3
At Hawai'i*	45-217/20-52	16-26-0/20-37-2	251/146	71-468/57-198	0/1	5-1/5-3
No. 25 Fresno State*	43-313/31-83	9-18-0/23-41-2	146/225	61-459/72-308	0/31	8-0/1-2
San Diego State*	0-0/0-0	0-0-0/0-0-0	0/0	0-0/0-0	0/0	0-0/0-0
At UNLV*	0-0/0-0	0-0-0/0-0-0	0/0	0-0/0-0	0/0	0-0/0-0

TEAM COMPARISON

STATISTIC		CONF	FBS		CONF	FBS
Rushing Offense (YPG)	182.0	4th	34th	144.2	8th	83rd
Passing Offense (YPG)	221.5	8th	74th	175.5	9th	113th
Total Offense (YPG)	403.5	4th	51st	319.7	10th	109th
Scoring Offense (PPG)	33.9	3rd	24th	20.0	11th	113th
Rushing Defense (YPG)	171.0	8th	100th	165.7	6th	95th
Pass Defense (YPG)	183.4	2nd	18th	253.0	9th	112th
Total Defense (YPG)	354.4	2nd	46th	418.7	11th	110th
Scoring Defense (PPG)	26.5	5th	67th	27.9	7th	80th
Net Punting	37.9	8th	85th	43.1	2nd	9th
Punt Returns (AVG)	19.7	2nd	5th	9.1	5th	58th
Kickoff Returns (AVG)	14.5	12th	124th	20.8	4th	55th
Sacks	19	7th	81st (per game)	17	8th	104th (per game)
Turnover Margin	+11	1st	3rd	+1	5th	53rd
3rd Down Conv. Off %	45.0%	5th	24th	33.3%	11th	111th
3rd Down Conv. Def %	43.9%	9th	106th	43.0%	4th	104th
Red Zone Offense %	80.0%	9th	89th	73.3%	12th	121st
Red Zone Defense %	96.6%	12th	127th	90.9%	11th	115th



CATEGORY	PLAYER	STAT	CONF RANK	PLAYER	STAT	CONF RANK
RUSH YDS	Robinson	919	2nd	Mayden	411	17th
PASS YDS	Cordeiro	2,135	4th	Mayden	1,725	7th
RECEPTIONS	Nash	41	12th	Redman	32	N/A
REC YDS	Nash	568	12th	Redman	353	N/A
INTS	Cole	3	5th	Barfield	4	1st
SACKS	Smith	5.5	5th	Fiaseu	5.5	5th
TACKLES	Parham	77	10th	Fiaseu	30	22nd
TFL's	Smith	8.5	N/A	Fiaseu	10.5	N/A
FG's	Halvorsen	60% (6/10)	N/A	Browning	61.1% (11/18)	N/A

THE LAST TIME

A PLAYER RUSHED FOR 200 OR MORE YARDS IN A GAME: Kairee Robinson had 200 yards rushing and two touchdowns as the Spartans beat Fresno State 42-18, on November 11, 2023... **and by the opponent:** Hawaii running back Diocemy Saint Juste (39 for 202 and two TDs) as Hawai'i defeated San Jose State, 37-26, on October 14, 2017.

TWO OR MORE TEAMMATES RUSHED FOR 100 OR MORE YARDS IN A GAME: Running backs Kairee Robinson and Quali Conley combined for 258 yards rushing at New Mexico on October 14, 2023... **and by the opponent:** Running backs Emmanuel Michel (148 yards) and John Lee Eldridge (102 yards) for Air Force on September 22, 2023.

TWO SPARTANS RUSHED 70 OR MORE YARDS ON SEPARATE PLAYS IN A GAME FOR A TOUCHDOWN : Malike Roberson (87 yards) and Zamore Zigler (74 yards), both in the fourth quarter as the Spartans beat Portland State, 66-35, on September 10, 2016.

A PLAYER CAUGHT 10 OR MORE PASSES IN A GAME: Bailey Gaither (10 for 208 yards and one TD) in a 38-21 win over New Mexico on October 31, 2020... **and by the opponent:** Willie Fairman of Northern Colorado (10 for 53 yards) in the Spartans' 35-18 win on August 29, 2019.

A RECEIVER GAINED AT LEAST 200 YARDS IN A GAME: Bailey Gaither (10 for 208 yards and one TD) in a 38-21 win over New Mexico on October 31, 2020... **and by the opponent:** Davante Adams (13 for 264 yards and three TDs) in the Spartans' 62-52 win over Fresno State on November 29, 2013.

TWO OR MORE TEAMMATES GAINED AT LEAST 100 RECEIVING YARDS IN A GAME: Bailey Gaither (10 for 208 yards and 1 TD) and Tre Walker (9 for 107 yards and 2 TDs) in the Spartans' loss to UNLV, 38-35, on November 23, 2019... **and by the opponent:** Quinton Patton (10 for 125 yards and two TDs) and Myles White (7 for 126 and one TD) as San José State defeated Louisiana Tech, 52-43, on

November 24, 2012.

THREE TEAMMATES GAINED AT LEAST 100 RECEIVING YARDS IN A GAME: Chandler Jones (8 for 146 yards and three TDs), Tyler Winston (10 for 164 yards and one TD) and Kyle Nunn (10 for 160 yards and two TDs) as the Spartans beat #16-Fresno State, 62-52, on November 29, 2013... **and by the opponent:** Ryan Grice-Mullen (14 for 175 yards and one TD), Davone Bess (12 for 140 and one TD) and Jason Rivers (12 for 138 and one TD) in a 42-35 overtime loss to Hawai'i on October 12, 2007.

A PASSER COMPLETED 35 OR MORE PASSES IN A GAME: Josh Love completed 37-of-56 passes with four interceptions for 465 yards and three TDs in a 38-35 loss at UNLV on November 23, 2019...**and by the opponent:** Derek Carr (38-of-50 with one interception and six TDs) in San José State's 62-52 win on November 29, 2013.

A PASSER PASSED FOR 400 OR MORE YARDS IN A GAME: Nick Starkel threw for 453 yards on 32-of-52 passing with no interceptions and three TDs in a 34-20 win over Boise State on December 19, 2020 ... **and by the opponent:** Jordan Love (491 yards and five TDs) in Utah State's 62-24 win over San José State on November 10, 2018.

AN INTERCEPTION WAS RETURNED FOR A TOUCHDOWN: Michael Dansby returned an interception 98 yards for a touchdown against No. 25 Fresno State in a 42-18 win on November 11, 2023. **and by the opponent:** Toledo's Chris McDonald returned an interception 25 yards for a touchdown on September, 16, 2023.

MORE THAN ONE INTERCEPTION IN GAME WAS RETURNED FOR A TOUCHDOWN: Kyle Flynn (90 yards) and Duke Ihenacho (43 yards) in a 31-14 win at New Mexico State on October 18, 2008...**and by the opponent:** Dameon Baber (100 and 39 yards) as Nevada defeated San José State, 59-14, on November 11, 2017.

A PLAYER INTERCEPTED TWO OR MORE PASSES IN A GAME: Brandon Ezell intercepted two passes in the 32-21 New Mexico win on October 4, 2019...**and by the opponent:** Nevada's Dameon Baber intercepted two passes and scored on both of them in the Wolf Pack's 59-14 win on November 11, 2017.

A SPARTAN RETURNED AN INTERCEPTION FOR A TOUCHDOWN IN CONSECUTIVE GAMES: Duke Ihenacho on 43-yard returns against Utah State and New Mexico State in 2008.

A PUNT WAS RETURNED FOR A TOUCHDOWN: Matthew Coleman returned a 75 yard touchdown against Cal Poly on September 9, 2023...**and by the opponent:** Utah State's Jaden Smith returned a punt 56 yards for a touchdown on November 19, 2022.

A BLOCKED PUNT RESULTED IN A SPARTAN TOUCHDOWN: Keynan Higgins blocked a punt and Justin Stearns ran it back for a seven yard touchdown at New Mexico on October 14, 2023.

A BLOCKED PUNT RESULTED IN AN OPPONENT TOUCHDOWN: Utah State's Ike Larsen blocked a punt that was returned by Jaden Smith 56 yards for a touchdown on November 19, 2022.

A KICKOFF WAS RETURNED FOR A SPARTAN TOUCHDOWN: Shamar Garrett returned a kickoff 98 yards in the Spartans' 30-20 win over Nevada on December 11, 2020.

A KICKOFF WAS RETURNED BY AN OPPONENT FOR A TOUCHDOWN: Zachariah Branch returned a kickoff 96 yards for a No. 6 USC touchdown on August 26, 2023.

A FUMBLE RESULTED IN A SPARTAN TOUCHDOWN: Sam Olson picked up a fumble in the end zone for a touchdown against No. 17 Oregon State on September 3, 2023.

A FUMBLE RESULTED IN AN OPPONENT TOUCHDOWN: Army West Point's James Nachtigal picked up a San José State fumble and ran 52 yards for a touchdown in a 52-3 win over the Spartans on October 13, 2018.

A PLAYER SCORED THREE OR MORE TOUCHDOWNS IN A GAME: Kairee Robinson scored four touchdowns for the Spartans (197 total yards), three on the ground and one in the air, against New Mexico on October 14, 2023... **and by the opponent:** Utah State's Darwin Thompson rushed 15 times for 140 yards and one touchdown and caught four passes for 115 yards and two TDs in Utah State's 62-24 win over the Spartans on November 10, 2018.

A SPARTAN SAFETY WAS SCORED: San José State scored a safety when Noah Wright and Bryun Parham tackled Wyoming's Titus Swen in the end zone in a 33-16 win at Wyoming on October 1, 2022.

AN OPPONENT SAFETY WAS SCORED: Fresno State scored a safety when San José State quarterback Josh Love was tackled in the end zone by Justin Rice on November 30, 2019.

TWO BROTHERS SCORED IN THE SAME SAN JOSÉ STATE GAME: James Callier, Jr., caught a 2-point conversion pass and James T. Callier caught an 8-yard touchdown pass in the Spartans' 31-21 win at New Mexico State on November 4, 2006.

A PLAYER KICKED THREE OR MORE FIELD GOALS: Taren Schive kicked field goals of 33, 27 and 37 in a 24-16 loss at Auburn on September 10, 2022... **and by the opponent:** Northern Colorado's Colin Root kicked field goals of 52, 36, and 36 yards in a 35-18 loss to San Jose State on August 29, 2019.

A SPARTAN LED THE NATION IN A STATISTICAL CATEGORY AT THE END OF A SEASON: Frank Ginda was the national leader in total tackles in 2017. He was credited with 173 tackles and a 13.3 per game average.



A DEFENSIVE EXTRA-POINT WAS SCORED IN A SAN JOSÉ STATE GAME: Eastern Michigan scored a defensive extra point when EMU blocked an SJSU extra point and Tristen Hines returned it for two points on December 20, 2022.

MORE THAN 60 POINTS WERE SCORED BY ONE TEAM: The Spartans scored 66 points in a 66-35 win over Portland State on September 10, 2016... **and by the opponent:** Utah State defeated San José State, 62-24, on November 10, 2018.

MORE THAN 100 POINTS WERE SCORED IN A SAN JOSÉ STATE GAME: San José State and Portland State combined for 101 points in a 66-35 Spartan victory on September 10, 2016. There are 11 times in school history in which 100 or more points were scored in a football game.

SAN JOSÉ STATE SCORED 28 OR MORE POINTS IN A QUARTER: The Spartans scored 30 points in the third quarter of a 42-30 loss to Colorado State on October 6, 2018.

THE OPPONENT SCORED 28 OR MORE POINTS IN A QUARTER: Utah State scored 28 points in the second quarter of a 62-24 win over the Spartans on November 10, 2018.

SAN JOSÉ STATE OVERCAME A DEFICIT OF 14 OR MORE POINTS TO WIN: San José State erased a 21-7 3rd quarter lead to beat Nevada 35-28 on October 29, 2022.

THE OPPONENT OVERCAME A DEFICIT OF 14 OR MORE POINTS TO WIN: San José State led San Diego State State, 14-0, in the first quarter, but lost, 43-27, on November 12, 2022.

SAN JOSÉ STATE WON A GAME ON THE FINAL PLAY: Placekicker Nick Gilliam booted a 37-yard field goal as San José State defeated Illinois, 38-35, on September 21, 2002.

SAN JOSÉ STATE LOST A GAME ON THE FINAL PLAY: Nevada kicker Brandon Talton kicked a 40-yard field goal as the Wolf Pack defeated the Spartans, 41-38, on October 12, 2019.

A SHUTOUT WAS RECORDED: San José State shut out Hawai'i, 35-0, on October 28, 2023... **and by the opponent:** Washington State blanked the Spartans, 31-0, on September 8, 2018.

SAN JOSÉ STATE DEFEATED A NATIONALLY-RANKED OPPONENT: San José State defeated No. 25 Fresno State, 42-18 on November 11, 2023.

THE SPARTANS PLAYED AN OVERTIME GAME: The Spartans lost to Hawai'i, 44-41, in five overtimes on September 29, 2018.

THE SPARTANS HAD A WINNING SEASON: The Spartans had a 7-5 record in 2022.

THE SPARTANS WENT TO A BOWL GAME: The Spartans faced Eastern Michigan in the Famous Idaho Potato bowl, December 20, 2022.

2023 SJSU ROSTER

No.	Name	Pos.	Ht.	Wt.	Class	Hometown (High School/Prev. School)	Numerical Roster
28	Jordan Allen	LB	6-0	224	So-R.	San Diego, Calif. [Cathedral Catholic HS]	0 Isaac Jernagin WR
13	Branden Alvarez	WR	5-9	188	So-R.	Corona, Calif. [Centennial HS]	1 Chase Williams DB
29	Jalen Apalit-Williams	DB	6-1	197	So-R.	Martinez, Calif. [Las Lomas HS]	2 Chevan Cordeiro QB
43	Jalen Bainer	CB	5-10	181	So-R.	San Marcos, Calif. [San Marcos HS]	2 DJ Harvey CB
62	Nathan Balestrieri	OL	6-2	295	Fr.	Walnut Creek, Calif. [Las Lomas HS]	3 Tre Smith DL
23	Jabari Bates	RB	5-6	170	Fr-R.	Compton, Calif. [St. John Bosco HS]	3 Nick Nash WR
30	Assani Berkeley	WR	6-0	187	So-R.	San Luis Obispo, Calif. [Mission Prep HS]	4 Noah Lavulo DL
39	Dino Beslagic	K	6-3	200	Fr-R.	Santa Clara, Calif. [Santa Clara HS]	4 Charles Ross WR
14	Kejuan Bullard, Jr.	DB	6-1	192	Fr-R.	Watts, Calif. [San Pedro HS]	5 Walker Eget QB
9	Jay Butterfield	QB	6-6	225	So-R.	Brentwood, Calif. [Liberty HS/Oregon]	5 Jaylan Lawson DB
85	Jackson Canaan	TE	6-2	235	So-R.	Sacramento, Calif. [Jesuit HS]	6 Bryun Parham LB
79	Fernando Carmona, Jr.	OL	6-5	325	So-R.	Las Vegas, Nev. [Las Vegas HS]	7 Quali Conley RB
45	Alexander Cobbs	LB	6-3	218	Fr.	Long Beach, Calif. [St. Anthony HS]	7 Kenyon Reed CB
44	Jordan Cobbs	LB	6-1	234	Jr-R.	Oakland, Calif. [San Leandro HS]	8 Jay'Vion Cole LB
8	Jay'Vion Cole	CB	5-10	175	So.	Oakland, Calif. [McClymonds HS/Cal Poly]	9 Jay Butterfield QB
15	Matthew Coleman	WR	6-0	170	Fr-R.	Carson, Calif. [Junipero Serra HS]	9 Matthew Tago LB
21	Kayden Collins	RB	5-11	175	Fr-R.	Canoga Park, Calif. [Canoga Park HS]	10 Tyler Voss QB
16	Imari Conley	DB	5-8	166	Fr.	Fresno, Calif. [Central East HS]	10 Jordan Pollard LB
7	Quali Conley	RB	5-10	207	Jr.	Fresno, Calif. [Central East HS/Utah Tech]	11 Kyler Halvorsen K
2	Chevan Cordeiro	QB	6-1	196	Sr.	Honolulu, Hawai'i [Saint Louis HS/Hawai'i]	11 Justin Lockhart WR
25	Michael Dansby	DB	5-11	181	So.	Oakland, Calif. [McClymonds HS]	12 Malikh Miller WR
67	Kai Davison	OL	6-1	279	So-R.	Navato, Calif. [Marin Catholic HS]	13 Branden Alvarez WR
65	Denaris DeRosa, Jr.	OL	6-2	286	Fr-R.	Redwood City, Calif. [St. Francis HS]	14 Kejuan Bullard, Jr. DB
5	Walker Eget	QB	6-3	220	So-R.	Santa Clarita, Calif. [West Ranch HS]	15 Matthew Coleman WR
33	Justin Eklund	LB	6-3	224	Fr-R.	Rocklin, Calif. [Folsom HS]	16 Imari Conley DB
50	Gafa Faga	DL	6-2	282	So.	Alao, American Samoa [Fagaitua HS/New Mexico Military Institute]	16 Anthony Garcia QB
28	Jakob Galloway	RB	5-10	215	Fr-R.	Carson, Calif. [Banning HS]	17 Cooper Hoch WR
16	Anthony Garcia	QB	6-1	192	Fr.	Sacramento, Calif. [Capital Christian HS]	17 Zavion Reese CB
51	Andrew Gonnevill	LS	6-1	217	Sr.	Mission Viejo, Calif. [Trabuco Hills HS]	18 Keynan Higgins WR
77	Luke Griskey	OL	6-4	261	Fr.	Huntley, Ill. [Huntley HS]	19 Noah McNeal-Franklin LB
38	Elisha Guidry	DB	6-0	192	Sr-R.	Long Beach, Calif. [Vista Murrieta HS/UCLA]	20 Isiah Revis DB
72	Nate Hale	OL	6-5	291	Fr.	Orange, Calif. [Orange Lutheran HS]	21 Kayden Collins RB
11	Kyler Halvorsen	K	5-10	183	Jr.	Honolulu, Hawai'i [Kaiser HS/Hawai'i]	22 Tre Jenkins S
37	Dylan Hampsten	DL	6-3	218	Fr.	Santa Clarita, Calif. [Oaks Christian HS]	23 Jabari Bates RB
98	Vaka Hansen	DL	6-0	313	Fr.	Orange, Calif. [St. John Bosco HS]	23 Justin Stearns LB
75	Joseph Harbert	OL	6-3	299	Fr-R.	San Francisco, Calif. [Riordan HS]	24 Sebastian Macaluso WR
2	DJ Harvey	DB	5-11	190	So-R.	Palmdale, Calif. [Sierra Canyon HS/Virginia Tech]	25 Michael Dansby DB
87	Joseph Hernandez, Jr.	WR	6-2	185	Fr.	Santa Clara, Calif. [Santa Clara HS]	26 Ethan Powell LB
18	Keynan Higgins	WR	6-4	177	Fr.	Antioch, Calif. [Pittsburg HS]	27 Andrew Jenkins S
17	Cooper Hoch	WR	6-2	186	Fr.	Costa Mesa, Calif. [Corona del Mar HS]	28 Jordan Allen LB
94	Mata Hola	DL	6-2	265	So-R.	Sandy, Utah [Alta HS/Snow College]	28 Jakob Galloway RB
27	Andrew Jenkins	S	5-9	194	Gr.	Stockton, Calif. [St. Mary's HS]	29 Jalen Apalit-Williams DB
22	Tre Jenkins	S	5-11	216	Gr.	Stockton, Calif. [St. Mary's HS]	30 Assani Berkeley WR
0	Isaac Jernagin	WR	5-10	182	Jr.	Bakersfield, Calif. [Bakersfield HS/Bakersfield College]	31 Hunter Nowell DB
96	Jay Kakiva	DL	6-4	307	Gr.	Las Vegas, Nev. [Green Valley HS/Fresno City College]	32 Kairee Robinson RB
73	Laakea Kapoi	OL	6-2	319	Fr-R.	Honolulu, Hawai'i [Saint Louis HS/San Diego State]	33 Justin Eklund LB
83	Kamaehu Kopa-Kaawalaule	TE	6-4	212	Fr.	Ewa Beach, Hawai'i [James Campbell HS]	34 Dylan Lee LB
41	Taniela Latu	LB	6-1	237	Jr.	San Mateo, Calif. [Junipero Serra HS/College of San Mateo]	34 JuJu Teu RB
4	Noah Lavulo	DL	6-2	260	Sr.	Burlingame, Calif. [Burlingame HS/College of San Mateo]	35 Charles Rogers LB/FB
5	Jaylan Lawson	LB	6-1	199	Sr.	Monmouth Junction, N.J. [South Brunswick HS/Bakersfield College]	36 Jeremiah Zamora DB
34	Dylan Lee	LB	6-1	220	Fr.	French Camp, Calif. [East Union HS]	37 Dylan Hampsten DL
89	Nate Lewis	TE	6-5	245	Fr-R.	Carmichael, Calif. [Jesuit HS]	38 Elisha Guidry DB
91	Quincy Likio	DL	6-1	291	Jr.	Kapahulu, Hawai'i [Saint Louis HS/College of San Mateo]	39 Dino Beslagic K
11	Justin Lockhart	WR	6-3	197	Sr.	Los Angeles, Calif. [Junipero Serra HS/Nevada]	39 Caleb Womack CB
							40 Tavarius Pitts DL
							41 Taniela Latu LB
							42 Soane Toia DL
							44 Jordan Cobbs LB
							43 Jalen Bainer CB
							45 Alex Cobbs LB
							48 Dejon Roney DL
							49 Taren Schive PK
							50 Gafa Faga DL
							51 Andrew Gonnevill LS
							53 Brady Van Bennekum LB
							54 Jaime Navarro OT
							55 Anthony Madrigal LB
							55 James McNorton OL
							56 Jarius Satele DL
							59 Davis Salom LS
							60 Hudson Mesa OL
							61 Marist Talavou OL

2023 SJSU ROSTER

86	Skylar Loving-Black	TE	6-3	245	Sr.	San Jose, Calif. [Valley Christian HS/Iowa State]	62	Nathan Balestrieri	OL
24	Sebastian Macaluso	WR	6-0	193	Jr.	Oxnard, Calif. [Oaks Christian HS/Ventura College]	65	Denaris DeRosa, Jr.	OL
90	Akio Martinson	DL	6-1	292	Fr.	Loomis, Calif. [Del Oro HS]	67	Kai Davison	OL
81	Dominick Mazotti	TE	6-4	250	Jr-R.	Pleasanton, Calif. [Amador Valley HS]	68	Ryan Stewart	OL
19	Noah McNeal-Franklin	LB	5-11	221	Jr.	Vallejo, Calif. [St.Patrick-St. Vincent HS/Contra Costa College]	69	Uluakinofu Taliauli	OL
55	James McNorton	OL	6-5	269	So-R.	Brentwood, Calif. [Liberty HS/Washington State]	70	Malik Williams	OL
60	Hudson Mesa	OL	6-1	279	So-R.	Los Gatos, Calif. [St. Francis HS]	71	Tyler Ostrom	OL
12	Malikhi Miller	WR	6-4	209	Jr-R.	Oakland, Calif. [El Cerrito HS]	72	Nate Hale	OL
3	Nick Nash	WR	6-3	198	Jr-R.	Irvine, Calif. [Woodbridge HS]	73	Laakea Kapoi	OL
54	Jaime Navarro	OT	6-3	310	Gr.	Temecula, Calif. [Great Oak HS]	74	Anthony Pardue	OL
97	John Norwood	DL	6-3	218	Fr-R.	Milpitas, Calif. [Milpitas HS]	75	Joseph Harbert	OL
31	Hunter Nowell	DB	6-1	206	Fr.	Huntington Beach, Calif. [St. John Bosco HS]	77	Luke Griskey	OL
88	Sam Olson	TE	6-3	242	Jr-R.	Visalia, Calif. [Redwood HS]	78	Jake Steele	OL
71	Tyler Ostrom	OL	6-2	305	Gr.	Ventura, Calif. [Saint Bonaventure HS]	79	Fernando Carmona, Jr.	OL
74	Anthony Pardue	OL	6-4	317	Gr.	Murrieta, Calif. [Murrieta Valley HS]	80	Trevor Voss	WR
6	Bryun Parham	LB	5-11	212	Jr.	Long Beach, Calif. [Long Beach Poly HS]	81	Dominick Mazotti	TE
99	Kaleb Peleki	DL	6-1	242	Fr-R.	Vallejo, Calif. [Bethel HS/Missouri State]	82	Nicholas Williams	WR
40	Tavarius Pitts	DL	6-1	245	Jr.	Atlanta, Ga. [Mays HS/Contra Costa College]	83	Kama Kopa-Kaawalauole	TE
10	Jordan Pollard	LB	6-0	200	So.	Los Angeles, Calif. [Faith Lutheran HS]	84	Joshua Scott	TE
26	Ethan Powell	LB	6-2	216	So.	San Bernadino, Calif. [Cajon HS]	85	Jackson Canaan	TE
7	Kenyon Reed	CB	5-10	176	Jr-R.	Sacramento, Calif. [Long Beach Poly HS/Kansas State]	86	Skylar Loving-Black	TE
17	Zavion Reese	DB	6-0	193	Jr.	San Marcos, Calif. [San Marcos HS]	87	Joseph Hernandez, Jr.	WR
20	Isiah Revis	DB	5-10	195	So.	Las Vegas, Nev. [Liberty HS/SF City College]	88	Sam Olson	TE
32	Kairee Robinson	RB	5-7	195	Sr.	Antioch, Calif. [De La Salle HS]	89	Nate Lewis	TE
35	Charles Rogers	LB/FB	6-1	218	Sr.	Loomis, Calif. [Del Oro HS, San Diego State]	90	Akio Martinson	DL
48	Dejon Roney	DL	6-1	285	So.	Rancho Cucamonga, Calif. [Etiwanda HS]	91	Quincy Likio	DL
4	Charles Ross	WR	6-1	171	Jr-R.	Culver City, Calif. [Culver City HS/Nevada]	92	Natano Woods	DL
59	Davis Salom	LS	6-0	242	So-R.	San Jose, Calif. [Archbishop Mitty HS]	93	Charlie Leota	DL
56	Jairus Satele	DL	5-11	289	Fr-R.	Carson, Calif. [St. John Bosco HS]	94	Mata Hola	DL
49	Taren Schive	K	5-10	182	Jr.	Riverside, Calif. [J.W. North HS]	96	Jay Kakiva	DL
84	Joshua Scott	TE	6-4	225	Fr-R.	Long Beach, Calif. [Wilson HS]	97	John Norwood	DL
3	Tre Smith	DL	6-5	255	So-R.	Mesa, Ariz. [Red Mountain HS]	98	Vaka Hansen	DL
23	Justin Stearns	DE	6-2	240	Fr-R.	San Diego, Calif. [St. Augustine HS]	99	Kaleb Peleki	DL
78	Jake Steele	OL	6-4	306	Fr-R.	Temecula, Calif. [Murrieta Valley HS]	99	Alex Weir	P
68	Ryan Stewart	OL	6-4	295	So-R.	Mokena, Ill. [Lincoln Way-East HS]			
9	Matthew Tago	LB	6-2	223	Sr-R.	Palmdale, Calif. [Quartz Hill HS/Oregon State]			
61	Marist Talavou	OL	6-3	327	Jr-R.	Norwalk, Calif. [St. John Bosco HS/Utah]			
69	Uluakinofu Taliauli	OL	6-2	290	Fr-R.	Millbrae, Calif. [St. Francis HS]			
34	Viliami Teu	RB	5-10	203	Fr.	East Palo Alto, Calif. [St. Francis HS]			
42	Soane Toia	DL	6-0	280	Jr.	Nuku'alosa, Tonga [Grace Bretheren HS]			
95	Tangata Tuitupou	DL	6-5	231	Jr.	Los Banos, Calif. [Pacheco HS/Merced College]			
53	Brady Van Bennekum	LB	6-1	211	Fr.	Santa Clarita, Calif. [West Ranch HS]			
80	Trevor Voss	WR	6-2	173	Fr-R.	Simi Valley, Calif. [Valencia HS]			
10	Tyler Voss	QB	6-3	190	Fr-R.	Simi Valley, Calif. [Valencia HS]			
99	Alex Weir	P	6-0	195	Sr.	Colfax, Calif. [Colfax HS/Sacramento City College]			
1	Chase Williams	DB	6-1	200	Sr-R.	Eastvale, Calif. [Eleanor Roosevelt HS/USC]			
70	Malik Williams	OL	6-5	307	So-R.	Hayward, Calif. [Hayward HS/Wyoming]			
82	Nicholas Williams	WR	5-11	183	Fr-R.	Lancaster, Calif. [Quartz Hill HS]			
39	Caleb Womack	CB	5-10	180	Fr-R.	Santa Cruz, Calif. [Santa Cruz HS]			
92	Natano Woods	DL	6-6	250	So-R.	Kent, Wash. [Kentridge HS]			
36	Jeremiah Zamora	DB	5-10	180	Fr.	Tracy, Calif. [Tracy HS]			

GAMES PLAYED

Career:
 56, by Tre Jenkins (2019-23)
 56, by Jaime Navarro (2018-23)

RUSHING

MOST ATTEMPTS

Game:
 43 (286 yards), by Nathan DuPree at UNLV, (10-31-92),
 43 (253 yards), by Sheldon Canley at UNLV, (9-22-90).

Season:
 296 (1,248 yards), by Sheldon Canley (1990).

Career:
 602 (3,515 yards), by Deoncé Whitaker (1998-01).

AVERAGE ATTEMPTS PER GAME

Season:
 26.9 (296 in 11 games), by Sheldon Canley (1990).

Career:
 24.1 (530 in 22 games), by Gerald Willhite (1980-81).

MOST RUSHING YARDS GAINED

Game:
 300 (42 attempts), by Tyler Ervin vs. Fresno State, (9-26-15).

Game, Freshman:
 187 (28 attempts), by Jarrod Lawson at UNLV, (11-02-13).

Game, Opponent:
 300 (23 attempts), by LaDainian Tomlinson, TCU, (10-9-99).

Bowl Game:
 164 (23 attempts), by Sheldon Canley vs. Central Michigan (California Raisin Bowl - 12-8-90).

Season:
 1,601 (294 attempts), by Tyler Ervin (2015).

Season, Freshman:
 788 (164 attempts), by Jarrod Lawson (2013).

Career:
 3,515 (602 attempts), by Deoncé Whitaker (1998-99-00-01).

MOST RUSHING YARDS BY A QUARTERBACK

Game:
 117 (8 attempts), by Doug Allen at Fresno State, (10-12-85).

Season:
 415 (114 attempts), by Kenny Potter (2015).

Career:
 737 (250 attempts), by Kenny Potter, (2015-16).

MOST GAMES GAINING 100 YARDS RUSHING

Season:
 8, by Deoncé Whitaker (2000).

Career:
 15, by Deoncé Whitaker (1998-99-2000-01).

MOST CONSECUTIVE GAMES GAINING 100 YARDS RUSHING

Season:
 5, by Deoncé Whitaker (Oct. 14, Oct. 21, Oct. 28, Nov. 4, Nov. 18, 2000).

MOST GAMES GAINING 200 YARDS RUSHING

Season:
 3, by Deoncé Whitaker (2000).

Career:
 4, by Deoncé Whitaker (1998-99-2000-01).

MOST CONSECUTIVE GAMES GAINING 200 YARDS RUSHING

2, by Kevin Cole (Nov. 18, Dec. 2, 1978).

AVERAGE YARDS GAINED PER GAME

Season:
 157.7 (1,577 yards in 10 games), by Deoncé Whitaker (2000).

Career:
 107.5 (2,364 yards in 22 games), by Gerald Willhite (1980-81).

AVERAGE YARDS PER ATTEMPT

Game: (Minimum of 10 attempts)
 19.6 (196 yards on 10 attempts), by Lamar Ferguson vs. Tulsa, (10-27-01).

(Minimum of 20 attempts)
 12.1 (254 yards on 21 attempts), by Deoncé Whitaker at Stanford, (9-9-00).

(Minimum of 30 attempts)
 8.2 (278 yards on 34 attempts), by Deoncé Whitaker at Hawai'i, (10-28-00).

Season: (Minimum of 80 attempts),
 7.24 (688 yards on 89 attempts), by Harry Russell (1949).

(Minimum of 100 attempts)
 6.97 (830 yards on 119 attempts), by Harry Beck (1950).

(Minimum of 200 attempts)
 7.04 (1,577 yards on 224 attempts), by Deoncé Whitaker (2000).

Career: (Minimum of 300 attempts)
 5.83 (3,515 yards on 602 attempts), by Deoncé Whitaker (1998-99-00-01).

MOST TOUCHDOWNS SCORED BY RUSHING

Game:
 4, by Lamar Ferguson, at Illinois (9-21-02),
 4, by Jarmar Julien, vs. Tulsa, (10-27-01),
 at Nevada, (10-28-00),
 4, by Deoncé Whitaker, vs. UTEP, (10-14-00),
 vs. Saint Mary's, (9-18-99),
 4, by Nathan DuPree, at Pacific, (11-14-92),
 4, by Johnny Johnson, Jr.,
 at New Mexico State (9-3-88),
 4, by Joe Ulm, at Brigham Young, (9-25-53),
 4, by Dick Stults, vs. Brigham Young, (11-7-52).

Game, Opponent:
 7, by Keenan Reynolds, Navy (11-21-13).

Season:
 15, by Kairee Robinson (2023),
 15, by Deoncé Whitaker (2000),
 15, by Johnny Johnson, Jr. (1988).

Career:
 33, by Deoncé Whitaker (1998-99-00-01).

MOST GAMES RUSHING FOR A TOUCHDOWN

Season:
 10, by Kenny Jackson (1987).

Career:
 21, by Deoncé Whitaker (1998-99-2000-01).

MOST CONSECUTIVE GAMES RUSHING FOR A TOUCHDOWN

Season:
 9, by Kairee Robinson (2023).

MOST TOUCHDOWNS SCORED RUSHING BY A QUARTERBACK:

Game:
 3, by Kenny Potter, vs. Air Force (11-19-16),
 3, by Kyle Reed, vs. San Diego State (9-13-08),
 3, by Bob Frasco, vs. Southwestern Louisiana (11-26-83).

Game, Opponent:
 7, by Keenan Reynolds, Navy (11-21-13).

Season:
 9, Chevan Cordeiro (2022).

Career:
 15, by Jeff Garcia (1991-92-93).

RUSHING FOR 1,000 YARDS & 50 RECEPTIONS IN A SEASON

1,219 rushing & 62 receptions by Johnny Johnson, Jr. (1988),
 1,135 rushing & 52 receptions by Kenny Jackson (1986),
 1,193 rushing & 72 receptions by Gerald Willhite (1981),
 1,210 rushing & 55 receptions by Gerald Willhite (1980).

PASSING

MOST ATTEMPTS

Game:
 66 (28 completions), by Scott Rislov at Stanford (9-6-03).

Game, Opponent:
 75 (44 completions), by Colt Brennan, Hawai'i (10-12-07).

Bowl Game:
 62 (43 completions), by Steve Clarkson vs. Toledo, (California Bowl - 12-19-81).

Season:
 487 (312 completions), by David Fales (2013).

Career:
 1,118 (600 completions), by Ed Luther (1976-77-78-79).

HIGHEST PERCENTAGE OF PASS COMPLETIONS

Game: (Minimum of 15 attempts)
 87.5 (14 of 16), by Adam Tafralis vs. Stanford, (9-9-06).

(Minimum of 25 attempts)
 88.5 (23 of 26), by Kyle Reed vs. Stanford, (9-20-08).

(Minimum of 35 attempts)
 81.8 (36 of 44), by Scott Rislov at Ohio State (10-12-02).

(Minimum of 45 attempts)
 82.2 (37 of 45), by David Fales vs. Fresno State (11-29-13).

Game, Opponent:
 87.5 (21 of 24), by Riley Nelson, Utah State (10-14-06).

Bowl Game:
 76.7 (33 of 43), by David Fales vs. Bowling Green (Military Bowl - 12-27-12).

Season:
 72.5 (327 of 451), by David Fales (2012).

Career:

INDIVIDUAL RECORDS

COMPLETING 80 PERCENT OR MORE OF ONE'S PASSES IN A GAME

Season: 3, by Adam Tafralis (2006).
Career: 4 (3 in 2006, 1 in 2007),
by Adam Tafralis (2004-05-06-07).

COMPLETING 80 PERCENT OR MORE OF ONE'S PASSES IN A SEASON

Career: 2 (2012, 2013) by David Fales (2012-13),
2 (2006, 2007), by Adam Tafralis
(2004-05-06-07)

MOST PASSES COMPLETED

Game:
42 (56 attempts), by David Fales vs. Navy
(11-22-13).

Game, Opponent:
44 (75 attempts), by Colt Brennan,
Hawai'i (10-12-07).

Bowl Game:
43 (62 attempts), by Steve Clarkson
vs. Toledo (California Bowl - 12-19-81).

Season:
327 (451 attempts), by David Fales (2012).

Career:
639 (938 attempts), by David Fales (2012-13).

MOST PASSES COMPLETED CONSECUTIVELY

Game:
15 (first 15 attempts of the game), by Kyle Reed vs.
Stanford, (9-20-08).

MOST YARDS GAINED PASSING

Game:
547 (37 of 45), by David Fales vs. Fresno State
(11-29-13).

Game, Opponent:
560 (32 of 44), by Bryant Moniz, Hawai'i
(11-20-10).

Bowl Game:
467 (43 of 62), by Steve Clarkson
vs. Toledo (California Bowl, 12-19-81).

Season:
4,193 (327 of 451), by David Fales (2012).

Career:
8,382 (639 of 938) by David Fales (2012-13)

MOST GAMES PASSING FOR 300 or MORE YARDS

Season:
9, by David Fales (2013).

Career:
16, by David Fales (2012-13).

MOST GAMES PASSING FOR 400 or MORE YARDS

Season:
5, by Josh Love (2019),
5, by David Fales (2013).

Career:
6, by David Fales (2012-13).

MOST CONSECUTIVE GAMES PASSING FOR 400 or MORE YARDS

2, by Josh Love (Oct. 4 & Oct. 12, 2019),
2, by David Fales (Oct. 12 & Oct. 26, 2013),
2, by David Fales (Nov. 22 & Nov. 29, 2013).

MOST PASSING TOUCHDOWNS

Game:
7, by Scott Rislov at UTEP (11-8-03).

Game, Opponent:
5, by Jordan Love, Utah State, (11-10-18),
5, by Ryan Dinwiddie, Boise State (10-24-03),
5, by Luke McCown, Louisiana Tech (10-6-01).

Bowl Game:
3, by **Chevan Cordeiro vs. Eastern Michigan
(Famous Idaho Potato Bowl - 12-20-23)**,
3, by Adam Tafralis vs. New Mexico (New Mexico
Bowl - 12-23-06),
3, by Mike Perez vs. Miami (Ohio) (California Bowl
- 12-13-86),
3, by Steve Clarkson vs. Toledo (California Raisin
Bowl - 12-19-81).

Season:
33, by David Fales (2013),
33, by David Fales (2012).

Career:
66, by David Fales (2012-13).

LONGEST PASSING TOUCHDOWN

95 yards, by Matt Veatch to Byron Jackson at
Minnesota, (9-14-91).

LONGEST PASSING TOUCHDOWN BY A NON-QUARTERBACK

84 yards, by wide receiver Tim Kearsse to Tony
Smith at Stanford, (9-18-82).

MOST INTERCEPTIONS THROWN

Game:
6, by Ivan Lippi vs. Fresno State, (11-21-70),
6, by Pat Casey vs. New Mexico, (11-1-69),
6, by Ken Berry at Fresno State, (11-20-65).

Bowl Game:
5, by Steve Clarkson vs. Toledo,
(California Bowl - 12-19-81).

Season:
24, by Steve Clarkson (1981),
24, by Ed Luther (1978),
24, by Craig Kimball (1972).

Career:
57, by Craig Kimball (1972-73-74).

FEWEST INTERCEPTIONS THROWN

Season: (Minimum of 100 attempts)
1 (1 in 124 attempts), by Bob Frasco (1983).
(Minimum of 400 attempts)

5 (5 in 437 attempts), by Scott Rislov (2003).

Career: (Minimum of 500 attempts)
12 (12 in 511 attempts), by Bob Frasco (1983-84).
(Minimum of 750 attempts)

19 (19 in 886 attempts), by Scott Rislov (2002-03).

PASSING EFFICIENCY

Game: (Minimum of 15 attempts)
298.02, by Marcus Arroyo vs. Nevada (11-10-01).

Bowl Game: (Minimum of 15 attempts)
213.63, by Adam Tafralis vs. New Mexico (New
Mexico Bowl - 12-23-06).

Season: (Minimum of 15 attempts per
game played)
170.76, by David Fales (2012).

Career: (Minimum of 300 passing attempts)
161.7, by David Fales (2012-13).

TOTAL OFFENSE

MOST PLAYS

Game:
67 (1 rushing, 66 passing) by Scott Rislov at
Stanford, (9-6-03).

Bowl Game:
68 (6 rushing, 62 passing), by Steve Clarkson vs.
Toledo, (California Bowl - 12-19-81).

Season:
535 (48 rushing, 487 passing), by David Fales
(2013).

Career:
1,405 (518 rushing, 887 passing), by Jeff Garcia
(1991-92-93).

MOST YARDS GAINED

Game:
580 (33 rushing, 547 passing), by David Fales vs.
Fresno State, (11-29-13).

Game, Opponent:
546 (-14 rushing, 560 passing), by Bryant Moniz,
Hawai'i, (11-2-10).

Bowl Game:
464 (minus-3 rushing, 467 passing), by Steve
Clarkson vs. Toledo, (California Bowl - 12-19-81).

Season:
4,196 (7 rushing, 4,189 passing),
by David Fales (2013).

Career:
8,250 (minus-132 rushing, 8,382 passing),
by David Fales (2012-13).

AVERAGE YARDS PER GAME

Season:
349.7 (4,196 yards in 12 games), by David Fales
(2013).

Career:
330.0 (8,250 yards in 25 games), by David Fales
(2012-13).

AVERAGE YARDS GAINED PER PLAY

Game: (Minimum of 20 plays)
19.6 (333 yards on 21 plays), by Dale Rogers vs.
Rice, (10-2-04).

Season: (Minimum of 1,000 yards)
8.2 (4,054 on 493 plays), by David Fales (2012).

Career: (Minimum of 4,000 yards & 600 plays)
8.1 (8,250 yards on 1,018 plays), by David Fales
(2012-13).

MOST TOUCHDOWNS SCORED AND RESPONSIBLE FOR

Game:
7 (scored 1 and passed for 6), by David Fales, vs.
Fresno State, (11-29-13),
7 (passed for 7), by Scott Rislov at UTEP, (11-8-03).

Season:
35 (scored 2 and passed for 33), by David Fales
(2013).

Career:
68 (scored 12 and passed for 56), by
Steve Clarkson (1979-80-81-82),
68 (scored 2 and passed for 66), by David Fales
(2012-13).

INDIVIDUAL RECORDS

PASS RECEIVING

MOST RECEPTIONS

Game:

- 15 (179 yards), by Tuati Wooden, vs. Tulsa (11-22-03),
- 15 (255 yards), by Steven Pulley, at Stanford (10-2-99),
- 15 (203 yards), by Guy Liggins, vs. Fresno State, (10-4-86).

Game, Opponent:

- 16 (133 yards), by Paul Dombrowski, New Mexico State (11-19-05).

Bowl Game:

- 18 (124 yards), by Gerald Willhite vs. Toledo, (12-19-81).

Season:

- 89 (886 yards) by Noel Grigsby (2011).

Career:

- 248 (3,087 yards) by Chandler Jones (2010-13).

MOST RECEPTIONS BY A TIGHT END

Game:

- 11 (114 yards), by Brian Roche, at San Diego State, (10-21-95).

Season:

- 66 (729 yards), by Brian Roche (1995).

Career:

- 126 (1,760 yards) by Ryan Otten (2009-10-11-12).

MOST CONSECUTIVE GAMES WITH A RECEPTION

Career:

- 36 (40 games played), by Noel Grigsby (2010-13).

MOST CONSECUTIVE GAMES WITH 10 or MORE RECEPTIONS

Season:

- 2, Tyler Winston (2013),
- 2, Noel Grigsby (2011),
- 2, Kevin Jurovich (2007).

MOST GAMES WITH 10 or MORE RECEPTIONS

Season:

- 4, Kevin Jurovich (2007).

Career:

- 5, Kevin Jurovich (2006-07-08-09).

MOST SEASONS WITH 50 or MORE RECEPTIONS

- 4, Chandler Jones (54 in 2010, 61 in 2011, 54 in 2012, 79 in 2013).

MOST SEASONS WITH 60 or MORE RECEPTIONS

- 2, Chandler Jones (61 in 2011, 79 in 2013),
- 2, Noel Grigsby (89 in 2011, 82 in 2012),
- 2, Kevin Jurovich (85 in 2007, 60 in 2009),
- 2, Guy Liggins (72 in 1986, 77 in 1987).

MOST YARDS RECEIVING

Game:

- 269 (9 receptions), by Edell Shepherd vs. Nevada, (11-10-01).

Game, Freshman:

- 185 (7 receptions), by Noel Grigsby vs. Utah State, (11-13-10).

Game, Opponent:

- 326 (12 receptions), by Nate Burleson, Nevada, (11-10-01).

Bowl Game:

- 152 (9 receptions), by Mervyn Fernandez vs. Toledo, (California Raisin Bowl, 12-19-81).

Season:

- 1,500 (82 receptions), by Edell Shepherd (2001).

Career:

- 3,121 (237 receptions), by Noel Grigsby (2010-11-12-13).

MOST YARDS RECEIVING BY A TIGHT END

Game:

- 158 (8 receptions), by Josh Oliver vs. Hawai'i, (9-27-18).

Game, Freshman:

- 119 (6 receptions), by Billy Freeman at Colorado State, (10-12-13).

Season:

- 739 (52 receptions), by Ryan Otten (2011).

Career:

- 1,760 (126 receptions), by Ryan Otten (2009-10-11-12).

MOST 100-YARD RECEIVING GAMES

Season:

- 7, by Chandler Jones (2013),
- 7, by Edell Shepherd, (2001).

Career:

- 11, by Noel Grigsby (2010-11-12-13).

MOST CONSECUTIVE 100-YARD RECEIVING GAMES

Season:

- 4, by Tre Walker (2019).

MOST TOUCHDOWNS RECEIVING

Game:

- 3, by Nick Nash,**
at No. 6 USC, (8-26-23)

- 3, by Elijah Cooks,
at Utah State, (11-19-22)

- 3, by Chandler Jones,
vs. Fresno State, (11-29-13),
vs. Wyoming, (10-26-13),
vs. Minnesota, (9-21-13).

- 3, by Jalal Beauchman, vs. Louisiana Tech,
(11-27-10),

- 3, by James Jones, at Washington, (9-2-06),
- 3, by Courtney Anderson, at UTEP, (11-8-03),
- 3, by Edell Shepherd, vs. Nevada, (11-10-01),
- 3, by Oliver Newell,

- at UNLV, (11-22-97),
vs. Hawai'i (11-15-97),
vs. Colorado State (10-11-97),

- 3, by Tony Smith at California, (9-29-84),
- 3, by Ken Taylor vs. Santa Clara, (11-16-82),
- 3, by Tim Kearse at Stanford, (9-18-82),
- 3, by Stacey Bailey at Fresno State, (10-3-81),
- 3, by Mervyn Fernandez at Fresno State (10-3-81),
- 3, by Gerald Willhite at California, (9-26-81),
- 3, by Mark Nichols at CS Long Beach, (10-27-79),
- 3, by Rick Parma at Pacific, (11-11-78).

Game, Opponent:

- 3, by Jeb Putzier, Boise State (11-17-01),
- 3, by Ryan Dennard, Arizona State (9-29-01),
- 3, by Alex Van Dyke, Nevada (11-18-95).

Bowl Game:

- 3, by Mervyn Fernandez vs. Toledo, (12-19-81).

Season:

- 15, by Chandler Jones (2013).

Career:

- 29, by Chandler Jones (2010-13).

MOST CONSECUTIVE GAMES WITH A TOUCHDOWN RECEPTION

- 6, by Bailey Gaither (2019).

ALL-PURPOSE RUNNING

Game:

- 355 (80 rushing, 201 receiving, 10 punt returns, 64 kickoff returns), by Charles Pauley, vs. Nevada, (11-10-01).

Bowl Game:

- 243 (164 rushing, 44 receiving, 35 kickoff returns), by Sheldon Canley vs. Central Michigan, (California Raisin Bowl, 12-8-90).

Season:

- 2,637 (1,601 rushing, 334 receiving, 105 punt returns, 597 kickoff returns) by Tyler Ervin (2015).

Career:

- 6,015 (2,803 rushing, 783 receiving, 186 punt returns, 2,374 kickoff returns) by Tyler Ervin (2011-12-13-14-15).

SCORING

MOST POINTS SCORED

Quarter:

- 18, by Jarmar Julien, at Nevada (10-28-00, 4th quarter),
- 18, by Casey Le Blanc, vs. Hawai'i (11-6-99, 4th quarter),
- 18, by Deoncé Whitaker, vs. Saint Mary's (9-18-99, 1st quarter).

Quarter, Opponent:

- 18, by Keenan Reynolds, Navy (11-21-13, overtime)

Game:

- 30 (5 touchdowns), by Deoncé Whitaker, vs. Saint Mary's (9-18-99).

Game, Opponent:

- 42 (7 touchdowns), by Keenan Reynolds, Navy 11-21-13).

Bowl Game:

- 20 (3 touchdowns, 1 2-pt. PAT), by Mervyn Fernandez, vs. Toledo (California Bowl, 12-19-81).

Season:

- 116, by Johnny Johnson, Jr. (1988).

Career:

- 339, by Austin Lopez (105 in 2012, 105 in 2013, 63 in 2014, 66 in 2015).

MOST SEASONS SCORING 100 OR MORE POINTS

- 2, by Austin Lopez (105 in 2012, 205 in 2013).

MOST TOUCHDOWNS SCORED

Game:

- 5, by Deoncé Whitaker vs. Saint Mary's (9-18-99)

Season:

- 19, by Johnny Johnson, Jr. (1988).

Career:

- 36, by Deoncé Whitaker (1998-99-00-01).

MOST WAYS TO SCORE A TOUCHDOWN

INDIVIDUAL RECORDS

Career:

5 (rushing, receiving, kickoff return, interception return, punt return), by Trestin George (eight TD's in 2002-03-04-05),
5 (rushing, receiving, kickoff return, interception return, punt return), by Walt Roberts (13 TD's in 1961-62-63).

MOST FIELD GOALS MADE

Game:

4, by Matt Mercurio vs. Boise State (12-19-20),
4, by Matt Mercurio at Hawai'i (11-9-19),
4, by Matt Mercurio at Army West Point (10-26-19),
4, by Matt Mercurio vs. New Mexico (10-4-19),
4, by Austin Lopez vs. UNLV (10-4-14),
4, by Austin Lopez at Navy (9-22-12),
4, by Jens Alvernik (11-12-11).

Game, Opponent:

5, by Dene Garner, Utah State (9-21-85),
5, by Rafael Septien, Louisiana-Lafayette (11-22-74).

Season:

22 (22 of 27), by Austin Lopez (2013).

Career:

61 (61 of 85) by Austin Lopez (2012-13-14-15).

MOST CONSECUTIVE FIELD GOALS MADE

Game:

4, by Matt Mercurio vs. Boise State (12-19-20),
4, by Matt Mercurio at Hawai'i (11-9-19),
4, by Matt Mercurio at Army West Point (10-26-19),
4, by Matt Mercurio vs. New Mexico (10-4-19),
4, by Austin Lopez vs. UNLV (10-4-14),
4, by Austin Lopez at Navy (9-22-12),
4, by Jens Alvernik at Utah State (11-12-11).

Season:

17, by Austin Lopez (2012).

Career:

23, by Austin Lopez (17 in 2012, 6 in 2013).

MOST CONSECUTIVE FIELD GOALS MADE AT THE START OF A CAREER

23, by Austin Lopez (17 in 2012, 6 in 2013).

BEST FIELD GOAL PERCENTAGE

Game:

100.0% (4 of 4),
by Matt Mercurio vs. Boise State (12-19-20),
by Matt Mercurio at Hawai'i (11-9-19),
by Matt Mercurio at Army West Point (10-26-19),
by Austin Lopez at Navy (9-22-12).

Season:

100.0%, (17 of 17), by Austin Lopez (2012).

LONGEST FIELD GOAL MADE

Game:

60 yards by Joe Nedney at Wyoming, (10-3-92).

MOST FIELD GOALS MADE 50 OR MORE YARDS

Game:

1, by several, last by Bryce Crawford, 52 yards, vs. Wyoming (11-25-17).

Season:

5, by Bryce Crawford (2017).

Career:

6, by Bryce Crawford (2015-18).

MOST FIELD GOALS MADE 40 OR MORE YARDS

Game:

3, by Austin Lopez, 47 yards, 1st quarter, 44 yards, 2nd quarter & 50 yards, 2nd quarter, at Nevada (11-16-13).

Season:

10 (10-of-12), by Austin Lopez (2013).

Career:

18 (18 of 31), by Austin Lopez (2012-13-14-15).

MOST KICKING PAT'S

Game:

10 (10 of 10), Jeff Carr vs. Rice (10-2-04).

Game, Opponent:

10 (10 of 10), Tyler Jones, Boise State (10-24-03).

Season:

54 (54 of 57), by Austin Lopez (2012).

Career:

156 (156 of 162) by Austin Lopez (2012-13-14-15).

MOST CONSECUTIVE KICKING PAT'S

Game:

10 (10 of 10), Jeff Carr vs. Rice (10-2-04).

Game, Opponent:

10 (10 of 10), Tyler Jones, Boise State (10-24-03).

Season:

40 (40 of 40) by Jeff Carr (2004).

Career:

52 (12 in 2003, 40 in 2004), by Jeff Carr (2003-04).

BEST PAT PERCENTAGE

Game:

100.0 %, (10 of 10), by Jeff Carr vs. Rice (10-2-04).

Season:

100.0%, (40 of 40) by Jeff Carr (2004),
100.0%, (33 of 33) by David Silberstein (1998),
100.0%, (28 of 28) by David Bowen (1990),
100.0%, (27 of 27) by Austin Lopez (2014).

MOST KICK SCORING POINTS

Game:

16 (3 FG's, 7 PAT's), by Joe Nedney vs. Pacific, (10-19-91).

Season:

105, by Austin Lopez (2013),
105, by Austin Lopez (2012).

Career:

339, by Austin Lopez (2012-13-14-15).

MOST 2-POINT PAT'S

Game:

2, by Tim Crawley, vs. Wyoming (10-26-13),
2, by Walt Roberts, vs. Pacific (11-30-63),
2, by Ken Berry, at Fresno State (11-16-63),
2, by Bob Bonds, at Fresno State (11-16-63).

MOST 2-POINT DEFENSIVE PAT'S

Game:

1, by Duke Ihenacho, vs. Hawai'i (10-14-11).

PUNTING

MOST PUNTS

Game:

17 (630 yards), by Jim Vernes at Wyoming, (10-25-69).

Season:

82 (3,105 yards), by Joe Hicks (1972).

Career:

249 (9,669 yards), by Jeff Cunningham (1973-74-75-76).

MOST PUNTING YARDS

Game:

630 yards (17 punts), by Jim Vernes at Wyoming, (10-25-69).

Season:

3,329 yards (73 punts), by Michael Carrizosa (2017).

Career:

9,907 yards (225 punts), by Michael Carrizosa (2014-15-16-17).

AVERAGE YARDS PER PUNT

Game: (Minimum of 5)

58.6 (341 yards on 5 punts), by Harrison Waid at Colorado State, (10-1-11).

Season: (Minimum of 40)

47.5 (2,280 yards on 48 punts), by Michael Carrizosa (2015).

Career: (Minimum of 100)

44.0 (9,907 yards on 225 punts), by Michael Carrizosa (2014-15-16-17).

LONGEST PUNT

Game: 80 yards, by Leroy Zimmerman vs. UC Santa Barbara, (10-14-38).

Game, Opponent:

80 yards, by Jeff Carter, Long Beach State, (9-21-83).
80 yards, by Craig Holworthy, Fresno State, (11-16-63).

MOST PUNTS 60 OR MORE YARDS

Game:

3 (71, 74, 72), by Joe Furlow at Air Force, (8-31-96).

Season:

7, by Joe Furlow (1996).

PUNT RETURNS

MOST PUNT RETURNS

Game:

9 (45 yards), by Scott Wells vs. UNLV (10-15-88).

Season:

46 (265 yards), by Scott Wells (1988).

Career:

83 (493 yards), by K.C. Clark (1983-84-85-86).

MOST PUNT RETURN YARDAGE

Game:

150 (7 returns) by Omarr Smith at UTEP, (10-18-97).

Season:

366 yards (37 returns) by Heshimu Colar (1990).

Career:

575 (60 returns) by Jimmie Lassiter (1970-71-72).

MOST PUNTS RETURNED FOR A TOUCHDOWN

Bowl Game:

1, by Tyler Ervin, vs. Georgia State, (12-19-15).

Season:

3, Bill Hubbard (1928).

Career:

3, Bill Hubbard (1926-27-28).

LONGEST PUNT RETURN FOR A TOUCHDOWN

91 yards by Jerry Colletto at Oregon, (11-2-63).

INDIVIDUAL RECORDS

KICKOFF RETURNS

MOST KICKOFF RETURNS

Game:
9 (149 yards), by Sheldon Canley at Miami (Fla.), (10-14-89).

Season:
51 (1,214 yards), by Deoncé Whitaker (1998).

Career:
101, (2,374 yards), by Tyler Ervin (2011-12-13-14-15).

MOST KICKOFF RETURN YARDAGE

Game:
205 yards (5 returns), by James Reed vs. Wyoming (10-5-96).

Season:
1,214 yards (51 returns), by Deoncé Whitaker (1998).

Career:
2,374 yards (101 returns), by Tyler Ervin (2011-12-13-14-15).

MOST KICKOFF RETURNS FOR A TOUCHDOWN

Season:
2, by Tyler Ervin (2012),
2, by Charles Pauley (2002),
2, by Jimmie Lassiter (1970).

Career:
3, by Tyler Ervin (2011-12-13-14-15).

LONGEST KICKOFF RETURN FOR A TOUCHDOWN

102 yards by Jimmie Lassiter at California, (9-25-71),
100 yards by Tim Kearse vs. CS Long Beach, (10-16-82),
100 yards by Bob Triplett at California, (10-2-76).

INTERCEPTION RETURNS

MOST PASS INTERCEPTIONS

Game:
3, by Bené Benwikere vs. Louisiana Tech (11-24-12),
3, by Dwight Lowery vs. Cal Poly (9-23-06),
3, by Josh Powell vs. Idaho (11-26-05),
3, by Gerald Jones at Stanford (9-14-02),
3, by Omarr Smith vs. Hawai'i (11-15-97),
3, by Troy Jensen vs. Louisiana Tech, (10-23-93),
3, by Don Dambacher vs. Mexico (9-10-49).

Game, Opponent:
3, by Nate Kvamme, Colorado State (10-11-97).

Season:
9, by Dwight Lowery (2006).

Career:
14, by Bené Benwikere (2010-11-12-13),
14, by Gerald Jones (2002-03),
14, by Sherman Cocroft (1982-83),
14, by Ken Thomas (1979-80-81-82).

MOST CONSECUTIVE GAMES WITH AN INTERCEPTION

4, by Bené Benwikere (2013),
4, James Orth (2011),
4, Dwight Lowery (2006),
4, Gerald Jones (2002),
4, Sherman Cocroft (1983).

MOST INTERCEPTION YARDAGE

Game:
99, by Gerald Jones vs. Nevada, (9-18-03).

Game, Opponent:
178, by Tommy Williams, Cal State Fullerton (1988).

Season:
178, by Gerald Jones (6 interceptions) (2003).

Career:
391 (14 interceptions), by Ken Thomas (1979-80-81-82).

MOST INTERCEPTIONS RETURNED FOR A TOUCHDOWN

Game:
1, by many, last by Dakari Monroe, vs. UNLV, (10-27-18).

Game, Opponent:
2, by Dameron Babers, Nevada (11-11-17),
2, by Nate Kvamme, Colorado State (10-11-97),
2, by Tommy Williams, Cal State Fullerton (11-12-88).

Season:
3, by Ken Thomas (1979).

Career:
5, by Ken Thomas (1979-80-81-82).

MOST CONSECUTIVE GAMES RETURNING AN INTERCEPTION FOR A TOUCHDOWN

Game:
2, by Duke Ihenacho (2008),
2, by Jay Taylor (1987),
2, by Ken Thomas (1979).

DEFENSE

MOST TOTAL TACKLES

Game:
27 (15 primary & 12 assists) by Frank Manumaleuga at Colorado (9-23-78).

Game, Opponent:
23 (9 unassisted, 14 assisted) by Del Lyles, Utah State (9-28-91).

Bowl Game:
18 (11 primary & 7 assists) by Matt Castelo vs. New Mexico (New Mexico Bowl, 12-23-06),
18 (12 primary & 6 assists) by Yepi Pauu vs. Eastern Michigan (California Bowl, 12-12-87),
18 (14 primary & 4 assists) by Dave Chaney vs. Memphis State (Pasadena Bowl, 12-18-71).

Season:
232 (107 primary & 125 assists) by Randy Gill (1977).

Career:
527 (297 primary & 230 assists) by Dave Chaney (1969-70-71).

CONSECUTIVE GAMES WITH 20 OR MORE TACKLES (Since 2000)

2, by Keith Smith (21 at Minnesota, 9-21-13,
20 vs. Utah State, 9-27-13).

MOST PRIMARY TACKLES

Game:
21, by Dave Chaney vs. Fresno State, (11-21-70).

Game, Opponent:
15, by Donnell Porter, UNLV, (10-31-92).

Season:
125, by Dave Chaney (1970).

Career:
297, by Dave Chaney (1969-70-71).

MOST ASSISTED TACKLES

Game:
18, by Ezekiel Staples vs. Rice (10-2-04),
18, by Randy Gill at California (10-1-77).

Game, Opponent:
16, Chris Tsangaris, Long Beach State (9-21-91).

Season:
125, by Randy Gill (1977).

Career:
242, by Keith Smith (2010-11-12-13).

MOST TACKLES FOR LOSS

Game:
6.0, by Travis Johnson, vs. UC Davis (9-7-12),
6.0, by Carl Ihenacho, at New Mexico State (10-18-08),
6.0, by Bob Overly, vs. UNLV (9-5-81).

Game, Opponent:
5.0, by Dontay Moch, Nevada (10-9-10),
5.0, by Willie Howard, Stanford (10-2-99).

Season:
24.5, by Bob Overly (1981).

Career:
49.0, by Travis Johnson (2009-10-11-12).

MOST QUARTERBACK SACKS

Game:
4.0, by Cade Hall, vs. Nevada (10-29-22),
4.0, by Cade Hall, vs. UNLV (10-14-20),
4.0, by Travis Johnson, vs. UC Davis (9-7-12),
4.0, by Travis Johnson, vs. Idaho (11-5-11),
4.0, by Raymond Bowles, vs. UNLV (11-2-91),
4.0, by Lyneil Mayo, at Stanford (9-30-89),
4.0, by Bob Overly, at Stanford (9-19-81).

Season:
17.0, by Bob Overly (1981).

Career:
32.0, by Travis Johnson (2009-10-11-12).

MOST FORCED FUMBLES

Game:
2, by Carl Ihenacho, vs. UC Davis (8-30-08),
2, by Philip Perry, at Hawai'i (11-02-02),
2, by Philip Perry, at Washington (9-07-02).

Bowl Game:
2, by Matt Castelo (New Mexico Bowl, 12-23-06).

Season:
7, by Philip Perry (2002).

MOST FUMBLES RECOVERED

Season:
5, by Rayford Roberson (1976).

Career:
11, by Rayford Roberson (1975-78),
11, by Carl Ekern (1972-75).

LONGEST FUMBLE RETURN

95, by Troy Jensen, at Stanford (9-26-92)

MOST PASSES DEFENSED (Interceptions + Passes Broken Up)

Game:
5, by Dasheon Frierson, at Hawai'i (10-5-13).

Game, Opponent:
4, by Kevin Millhouse, Hawai'i (11-3-01),
4, by Lawson, Long Beach State (10-13-90).

Season:
23, by Omarr Smith (1997).

Career:
44, by Omarr Smith (1995-96-97-98).

TEAM RECORDS

WINS

MOST WINS

Season: 13 (1939).

MOST CONSECUTIVE WINS

Season: 13 (1939).
Two seasons: 13 (12-4-37 through 11-27-38),
13 (9-23-40 through 9-26-41).

MOST HOME WINS

Season: 10 (1939).

MOST ROAD WINS

Season: 7 (7 wins, 0 losses), (1940).

MOST CONSECUTIVE HOME WINS

Season: 10 (1939).
Two seasons: 16 (9-23-38 through 11-30-39).

MOST CONSECUTIVE ROAD WINS

Season: 7 (1940).
Multiple seasons: 11 (9-24-39 through 10-24-41).

RUSHING

MOST ATTEMPTS

Game: 71, vs. Santa Clara (10-7-50).
Opp., game: 81, by Rice (10-16-99).
Season: 509 (1971).
Opp., season: 686 (2017).

MOST YARDS GAINED RUSHING

Game: 487, vs. UC Santa Barbara
(10-21-49).
Opp., game: 570, by Rice (10-2-04).
Season: 2,478 (1952).
Opp., season: 3,710 (2017).

AVERAGE RUSHING YARDS GAINED PER GAME

Season: 275.4 (1952).
Opp., season: 285.4 (2017).

AVERAGE YARDS GAINED PER ATTEMPT

Game: 11.3 (464 yards on 41 attempts),
vs. Tulsa (10-27-01).
Opp., game: 9.0 (559 yards on 62 attempts),
by Washington (11-16-96).
Season: 5.6 (1952).
Opp., season: 6.1 (2009).

MOST RUSHING TOUCHDOWNS

Game: 13, vs. Mexico (9-10-49).
Opp., game: 8, by Nevada (11-8-09),
8, by Boise State (11-13-04),
8, by Rice (10-2-04).
Season: 41 (1952).
Opp., season: 45 (2005).

PASSING

MOST PASSES ATTEMPTED

Game: 67, at Stanford (9-6-03).
Opp., game: 75, by Hawai'i (10-12-07).
Bowl game: 63, vs. Toledo (12-19-81).
Season: 496 (2013).
Opp., season: 475 (2002).

MOST PASSES COMPLETED

Game: 42, vs. Navy (11-22-13).
Opp., game: 44, by Hawai'i (10-12-07).
Bowl game: 43, vs. Toledo (12-19-81).
Season: 336 (2012).

MOST PASSING YARDS

Game: 577, vs. Fresno State (11-29-13).
Opp., game: 565, by Nevada (11-10-01).
Season: 4,325 (2012).
Opp., season: 3,906 (2002).

AVERAGE PASSING YARDS GAINED PER GAME

Season: 355.9 (2013).
Opp., season: 300.5 (2002).

MOST PASSING TOUCHDOWNS

Game: 7, at UTEP (11-8-03),
7, at Fresno State (10-3-81).
Opp., game: 5, by Fresno State (11-20-99).
Season: 35, (2012, 2013).
Opp., season: 32, (2002).

HIGHEST PERCENTAGE OF PASSES

COMPLETED (Minimum of 20 pass attempts)
Game: 88.5 (23 of 26), at Stanford (9-20-08).
Opp., game: 83.3 (20 of 24), by California
(9-7-96).
Season: 71.8 (336 of 468), (2012).
Opp., season: 62.9 (256 of 407), (2005).

MOST PASSES HAD INTERCEPTED

Game: 6, vs. Fresno State (11-21-70),
6, vs. New Mexico (11-1-69),
6, at Fresno State (11-20-65).
Season: 30 (1969).
Opp., season: 33 (1949).

FEWEST PASSES HAD INTERCEPTED

Season: 6 (2003).
Opp., season: 6 (1999), (1962), (1956).

TOTAL OFFENSE

MOST PLAYS

Game: 106, at CS Long Beach (10-27-79).
Opp., game: 101, by Hawai'i (10-12-07),
101, by California (10-6-90).
Season: 974 (1978).
Opp., season: 1,045 (2017).

MOST YARDS GAINED

Game: 849, vs. Nevada (11-10-01).
Opp., game: 791, by Nevada (11-10-01).
Season: 5,919 (2013).
Opp., season: 6,491 (2017).

AVERAGE YARDS GAINED PER PLAY

Game: 10.7, at Pacific (11-13-76).
Opp., game: 9.3, by Nevada (11-10-01).
Season: 7.6 (1986).
Opp., season: 6.9 (1996, 2001).

AVERAGE YARDS GAINED PER GAME

Season: 493.2 (2013).
Opp., season: 500.8 (2001).

FIRST DOWNS

MOST FIRST DOWNS

Game: 36, vs. Fresno State (11-29-13).
Opp., game: 35, by Colorado (9-11-99).
Season: 295 (2013, 12 games).
Opp., season: 320 (2002, 13 games).

FEWEST FIRST DOWNS

Game: 4, at Arizona State (9-15-84).
Opp., game: 4, by UNLV (11-19-88).

SCORING

MOST POINTS SCORED

Quarter: 35 (second quarter), at UTEP
(11-8-03).
Opp., quarter: 35 (first quarter), by Baylor
(9-10-94).
Half: 48 (1st half, 13-35), at UTEP
(11-8-03).
Opp., half: 49 (1st half, 35-14), by Baylor
(9-10-94).
Overtime: 14, vs. Navy (11-22-13).
Overtime, Opponent:
20, by Navy (11-22-13).
Game: 70, vs. Rice (10-2-04),
103, vs. Mexico (9-10-49).
Opp., game: 79, by Stanford Frosh (1923),
77, by Boise State (10-24-03).
Two Consecutive Games:
114 - 62, vs. Fresno State (11-29-13)
& 52, vs. Navy (11-22-13).
175 - 71, vs. Mexico (12-4-48)
& 104 vs. Mexico (9-10-49).
Two Consecutive Games, Opponent:
115 - 54, by Utah (9-16-17)
& 61, by Utah State (9-23-17).
Season: 452 (2012, 13 games),
457* (1949, 12 games).
Opp., season: 542 (2017, 13 games).

MOST TOUCHDOWNS SCORED

Game: 10, vs. Rice (10-2-04),
10, at UTEP (11-8-03),
16, vs. Mexico (9-10-49).
Opp., game: 10, by Boise State (10-24-03),
10, by Stanford (9-21-68).
Season: 57 (17 rushing, 35 passing,
2 kickoff return, 2 fumble returns,
1 interception return) (2012),
71* (1949).
Opp., season: 65 (2005).
* - includes a 103-0 win over the University of Mexico

MOST TOUCHDOWNS SCORED BY RUSHING AND PASSING

Season: 52 (2012).
Opp., season: 62 (2005).

HIGHEST SCORING TIE

Game: 48-48, vs. Utah State (9-10-79).

LOWEST SCORING TIE

Game: 0-0, 10 times, last at Fresno State
(11-14-41).

ONE-SIDED WIN

Game: 59-0, vs. College of Idaho (9-20-37).

TEAM RECORDS

ONE-SIDED LOSS

Game: 79-0, by Stanford Frosh (1923).

COME-FROM-BEHIND WIN

Game: 70-63 (trailed 34-7 in the second quarter), vs. Rice (10-2-04).

MOST POINTS SCORED BY TWO TEAMS

Quarter: 61 (fourth quarter - San José State 34, Hawai'i 27), (11-5-99).

Half: 83 (first half - San José State 42, Fresno State 41), (11-29-13).

Game: 133 (San José State 70, Rice 63), (10-2-04).

FEWEST POINTS ALLOWED

Season: 29 (1939).

FEWEST TOUCHDOWNS ALLOWED

Season: 3 (1939).

MOST SHUTOUTS

Season: 8 (1939).

MOST CONSECUTIVE GAMES SCORING

135 (9-23-72 through 9-8-84).

KICK SCORING

MOST FIELD GOALS MADE

Game: 4, seven times, most recent, vs. Boise State (12-19-20).

Opp., game: 5, at Utah State (9-21-85).

Season: 22 (2013).

MOST KICKING PAT'S

Game: 10, vs. Rice (10-2-04).

Opp., game: 10, by Boise State (10-24-03).

Season: 54 (2012).

Opp., season: 58 (2005).

CONSECUTIVE KICKING PAT'S

Game: 10, vs. Rice (10-2-04).

Opp., game: 10, by Boise State (10-24-03).

Season: 40, (40 for 40), 2005.

All-Time: 58, (12 for 12, 40 for 40, 6 for 6), 2003-05,
58, (2 for 2, 33 for 33, 23 for 23), 1997-99.

MOST KICK SCORING POINTS

Game: 16, vs. Pacific (10-19-91).

Season: 108 (2012).

PUNTING

MOST PUNTS

Game: 17 (630 yards), at Wyoming (10-25-69).

Season: 86 (3,726 yards), (2017).

Opp., season: 92 (3,677 yards), (1981).

FEWEST PUNTS

Game: 0, at Hawai'i (11-09-19)

0, vs. Hawai'i (11-15-14),

0, at Hawai'i (11-18-06).

Opp., game: 0, last by Hawai'i (11--09-19).

Two teams, game: 0, San Jose State at Hawai'i (11-09-19)

Season: 34 (1,444 yards), (1960).

Opp., season: 33 (1,356 yards), (2001).

MOST PUNTING YARDS

Game: 630 yards (17 punts), at Wyoming (10-25-69).

Season: 3,726 (86 punts), (2017).

NET PUNTING AVERAGE

Season: 42.4 (2,280 yards on 48 punts), (2015).

KICKOFF RETURNS

MOST KICKOFF RETURNS

Game: 14 (200 yards) at BYU (11-25-67).

Season: 70 (1,479 yards), (2010).

MOST KICKOFF RETURN YARDAGE

Game: 253 (7 returns) at San Diego State (9-22-12).

Opp., game: 208 (5 returns) by UTEP (10-16-01).

Season: 1,479 (70 returns), (2010).

PUNT RETURNS

MOST PUNT RETURNS

Game: 8 (57 yards) vs. Utah State (10-11-86).

Season: 52 (293 yards), (1988).

MOST PUNT RETURN YARDAGE

Game: 150 (7 returns) at UTEP, (10-18-97).

Season: 445 (51 returns), (1990).

DEFENSE

FEWEST YARDS ALLOWED

Game: Minus-11 vs. Mexico (12-4-48),
5, vs. Texas A&I (9-18-39).

Opp., game: 39, by Wyoming (10-25-69).

Season: 927 (1939).

FEWEST YARDS ALLOWED PER GAME

Season: 71.3 (1939).

FEWEST RUSHING YARDS ALLOWED

Game: Minus-49, vs. San Diego State (11-6-71).

Opp., game: Minus-52, by Wyoming (11-4-67).

Season: 724 (1986).

FEWEST PASSING YARDS ALLOWED

Game: Minus-25, vs. Fresno State (11-24-39).

Opp., game: 3, by Oregon (9-20-75).

Season: 727 (1953).

FEWEST PASSING YARDS ALLOWED PER GAME

Season: 88 (1953).

INTERCEPTIONS

MOST INTERCEPTIONS

Game: 6, vs. Hawai'i (11-15-97),

6, vs. Louisiana Tech (10-23-83).

Season: 33 (481 yards), (1949).

MOST INTERCEPTION YARDAGE

Game: 153, at SMU (10-7-00).

Opp., game: 205, by CS Fullerton (11-12-88).

Season: 481 (33 interceptions), (1949).

INTERCEPTIONS RETURNED FOR A

TOUCHDOWN

Game: 2, last at New Mexico State (10-18-08).

Opp., Game: 2, last by Louisiana Tech (10-18-08).

Season: 6 (2000).

FEWEST INTERCEPTIONS

Season: 6 (1999), (1962), (1956).

CONSECUTIVE GAMES INTERCEPTING A PASS

Team: 13 (10-20-01 through 10-5-02).

QUARTERBACK SACKS

Game: 13, vs. Pacific (11-14-81).

Opp: 13, by Utah State (10-13-12)

Season: 58 (1986).

Season, fewest: 7 (1981).

FUMBLES

MOST FUMBLES

Game: 8, vs. CS Fullerton (10-3-85).

Opp., game: 11, by Arizona State (11-7-70).

Season: 46 (1954).

Opp., season: 44 (1950).

MOST FUMBLES LOST

Game: 5, vs. CS Fullerton (11-15-80),
5, at Stanford (9-16-78).

Opp., game: 8, by Arizona State (11-7-70).

Season: 27 (1954).

Opp., season: 27 (1969).

FEWEST FUMBLES LOST

Season: 3 (2007).

TURNOVERS

FEWEST LOST

Season: 9
(2022, 12 games, 7 int., 2 fum.)
(2020, 8 games, 9 int.)

MOST GAINED

Season: 44 (12 fumbles, 32 interceptions) (1939).

PENALTIES

MOST PENALTIES

Game: 24 (199 yards), vs. Fresno State (10-4-86).

Opp., game: 21 (202 yards), by California (9-7-96),

21 (163 yards), by San Diego State (11-14-98).

Season: 133 (999 yards), (1987).

FEWEST PENALTIES

Game: 0, last at Brigham Young (10-8-11).

Opp., game: 0, last by Navy (9-29-12).

Season: 40 (378 yards) (2011).

MOST PENALTY YARDAGE

Game: 199 yards (24 penalties), vs. Fresno State (10-4-86).

Opp., game: 202 yards (21 penalties), by California (9-7-96).

Season: 1,187 (131 penalties), (1986).

LEAST PENALTY YARDAGE

Game: 0 yards, last at Brigham Young (10-8-11).

HEAD COACH BRENT BRENNAN

BRENT BRENNAN

Head Football Coach



2020 Coaching Honors & Accolades

- Lombardi Foundation College Coach of the Year
- Mountain West Coach of the Year
- American Football Coaches Association Region V Coach of the Year
- Fifth in the Associated Press Coach of the Year balloting with three first-place votes
- Semifinalist for the Eddie Robinson (FWAA) and George Munger (Maxwell Club) Coach of the Year awards

Brent Brennan, a San Jose native and second-generation Spartan, enters his seventh season as the San José State University football head coach in 2023 and led the Spartans to a 7-5 record in 2022 including a trip to the Famous Idaho Potato Bowl. Brennan is the first head coach to lead the Spartans to two bowl games since Claude Gilbert in 1986 and 1987. This was also the first time since 1987 the Spartans have gone to two bowl games in three seasons.

In 2022, SJSU led the country with only six turnovers during the regular season and +12 overall in the regular season which led the Mountain West Conference. Viliami Fehoko was named Mountain West Defensive Player of the Year and is the second under Brennan to do so following Cade Hall in 2020. In the past three seasons, the Spartans have had 33 players with Mountain West honors and two defensive players of the year. Quarterback Chevan Cordeiro led the Mountain West with 3,251 yards passing and 23 throwing touchdowns. He also led the Mountain West with 31 total touchdowns. The 23 passing touchdowns were the most under Brennan in a season and the nine quarterback rushing touchdowns are a SJSU modern day record. Wide receiver Elijah Cooks ended the campaign with 10 touchdowns which is the most under Brennan and had 1,076 yards on the season. It was the second time under Brennan that a quarterback threw for over 3,000 yards and a wide receiver had over 1,000 yards receiving.

In 2020, Brennan led the Spartans to a 7-1 record with their first Mountain West Conference championship and first league title of any kind since sharing the 1991 Big West Conference championship and first outright crown since winning the Big West in 1990. The Spartans were back in the post-season bowl picture for the first time since 2015 and ranked in the final Associated Press poll since 2012 (24).

The Spartans ended the 2020 season at the Offerpad Arizona Bowl while playing the fifth toughest schedule of the season according to the NCAA.

San Jose State's .875 winning percentage from its 7-1 record was the third best in school history and best by a Spartan team since 1940. The Spartans were one of the last four undefeated teams in the Football Bowl Subdivision (FBS) in 2020. Brennan became the first San Jose State football coach to receive votes in the Associated Press' coach of the year balloting with three first place votes and a fifth-place finish. He was a semifinalist for the Football Writers Association of America (FWAA) Eddie Robinson Coach of the Year Award and the George Munger Coach of the Year Award conveyed by the Maxwell Football Club of Philadelphia.

Brent Brennan year-by-year in coaching

Year	Team	Assignment
2023	San José State	Head Coach (5-5)
2022	San José State	Head Coach (7-5)
2021	San José State	Head Coach (5-7)
2020	San José State	Head Coach (7-1) Mountain West Champions
2019	San José State	Head Coach (5-7)
2018	San José State	Head Coach (1-11)
2017	San José State	Head Coach (2-11)
2016	Oregon State	Outside Receivers Coach
2015	Oregon State	Wide Receivers Coach
2014	Oregon State	Wide Receivers Coach
2013	Oregon State	Wide Receivers Coach
2012	Oregon State	Wide Receivers Coach
2011	Oregon State	Wide Receivers Coach
2010	San José State	Wide Receivers Coach
2009	San José State	Offensive Tackles & Tight Ends Coach/ Special Teams Coordinator
2008	San Jose State	Tight Ends Coach/Special Teams Coordinator
2007	San José State	Tight Ends Coach/Special Teams Coordinator
2006	San José State	Wide Receivers Coach/Recruiting Coordinator
2005	San José State	Wide Receivers Coach/Recruiting Coordinator
2004	Cal Poly	Assistant Coach
2003	Cal Poly	Assistant Coach
2002	Cal Poly	Assistant Coach
2001	Cal Poly	Assistant Coach
2000	Arizona	Graduate Assistant
1999	Washington	Graduate Assistant
1998	Hawai'i	Graduate Assistant

Bowl Game Participation

- 2022 Famous Idaho Potato Bowl (coach)
- 2020 Arizona Bowl (coach)
- 2013 Hawai'i Bowl (coach)
- 2012 Alamo Bowl (coach)
- 2006 New Mexico Bowl (coach)
- 1998 Holiday Bowl (coach)
- 1993 Rose Bowl (player)
- 1991 John Hancock Sun Bowl (player)



collegepressbox
SINCE 2005 EVERYTHING BUT THE PREGAME MEAL

2024

NATIONAL CHAMPIONSHIP

JANUARY 8 | HOUSTON

133 Teams
10 Conferences
42 Bowls
25 Awards

collegepressbox is the official
media website for Division I football

Access and download game notes, quotes, statistics, media guides,
headshots, logos and more for all FBS schools, conferences,
postseason games, awards and the College Football Playoff

For access, please register for an account at:
collegepressbox.com/register

 [collegepressbox](https://twitter.com/collegepressbox)

 [collegepressboxvideo](https://www.youtube.com/collegepressboxvideo)

SJSU UNOFFICIAL DEPTH CHART

OFFENSE

QB	2 Chevan Cordeiro	6-1	196	Sr.
	9 Jay Butterfield	6-6	225	So-R.
Or	10 Tyler Voss	6-3	190	Fr-R.
RB	32 Kairee Robinson	5-7	195	Sr.
	23 Jabari Bates	5-6	170	Fr-R.
Or	7 Quali Conley	5-10	207	Jr.
TE	81 Dominick Mazotti	6-4	250	Jr-R.
Or	88 Sam Olson	6-3	242	Jr-R.
WR	0 Isaac Jernagin	5-10	182	Jr.
	15 Matthew Coleman	6-0	170	Fr-R.
WR	3 Nick Nash	6-3	198	Jr-R.
	12 Malikhi Miller	6-4	209	Jr-R.
WR	4 Charles Ross	6-1	171	Jr-R.
	13 Branden Alvarez	5-9	188	So-R.
LT	79 Fernando Carmona, Jr.	6-5	325	So-R.
	70 Malik Williams	6-5	307	So-R.
LG	71 Tyler Ostrom	6-2	305	Gr.
	78 Jake Steele	6-4	306	Fr-R.
C	74 Anthony Pardue	6-4	317	Gr.
	67 Kai Davison	6-1	279	So-R.
RG	61 Marist Talavou	6-3	327	Jr-R.
	71 Tyler Ostrom	6-2	305	Gr.
RT	54 Jaime Navarro	6-3	310	Gr.
	70 Malik Williams	6-5	307	So-R.

DEFENSE

DE	3 Tre Smith	6-5	255	So-R.
	23 Justin Stearns	6-2	240	Fr-R.
NT	96 Jay Kakiva	6-4	307	Gr.
Or	42 Soane Toia	6-0	280	Jr.
DE	4 Noah Lavulo	6-2	260	Sr.
	94 Mata Hola	6-2	265	So-R.
LB	9 Matthew Tago	6-2	223	Sr-R.
	41 Taniela Latu	6-1	237	Jr.
LB	6 Bryun Parham	5-11	212	Jr.
	44 Jordan Cobbs	6-1	234	Jr-R.
LB	10 Jordan Pollard	6-0	200	So.
	35 Charles Rogers	6-1	218	Sr.
LB	41 Taniela Latu	6-1	237	Jr.
	9 Matthew Tago	6-2	223	Sr-R.
CB	25 Michael Dansby	5-11	181	So.
	8 Jay'Vion Cole	5-10	175	So.
S	22 Tre Jenkins	5-11	216	Gr.
	27 Andrew Jenkins	5-9	194	Gr.
S	1 Chase Williams	6-1	200	Sr-R.
	29 Jalen Apalit-Williams	6-1	197	So-R.
CB	7 Kenyon Reed	5-10	176	Jr-R.
	2 DJ Harvey	5-11	190	So-R.

SPECIAL TEAMS

K	11 Kyler Halvorsen	5-10	183	Jr.
Or	49 Taren Schive	5-10	182	Jr.
P	99 Alex Weir	6-0	195	Sr.
KO	11 Kyler Halvorsen	5-10	183	Jr.
Or	49 Taren Schive	5-10	182	Jr.
LS	51 Andrew Gonnevill	6-1	217	Sr.
KR	23 Jabari Bates	5-6	170	Fr-R.
Or	0 Isaac Jernagin	5-10	182	Jr.
PR	2 DJ Harvey	5-11	190	So-R.
Or	15 Matthew Coleman	6-0	170	Fr-R.

SJSU unofficial depth chart compiled by communications staff as of 11/13/23

LAST BOWL GAME - 2022 FAMOUS IDAHO POTATO BOWL



Team Statistics report
Eastern Mich. vs San Jose St. (Dec 20, 2022)

Date: Dec 20, 2022
Site: Boise,
Stadium: Albertsons St
Attendance:

FULL GAME	EMU	SJSU
FIRST DOWNS	22	24
Rushing	10	6
Passing	11	17
Penalty	1	1
NET YARDS RUSHING	118	132
Rushing Attempts	41	25
Average Per Rush	2.9	5.3
Rushing Touchdowns	3	1
Yards Gained Rushing	158	145
Yards Lost Rushing	40	13
NET YARDS PASSING	298	366
Completions-Attempts-Int	18-30-1	26-46-3
Average Per Attempt	9.9	8.0
Average Per Completion	16.6	14.1
Passing Touchdowns	2	3
TOTAL OFFENSE YARDS	416	498
Total offense plays	71	71
Average Gain Per Play	5.9	7.0
Fumbles: Number-Lost	2-1	0-0
Penalties: Number-Yards	2-30	6-55
PUNTS-YARDS	4-165	2-64
Average Yards Per Punt	41.2	32.0
Net Yards Per Punt	41.2	32
Inside 20	0	0
50+ Yards	1	0
Touchbacks	0	0
Fair catch	1	2
KICKOFF-YARDS	7-453	5-291
Average Yards Per Kickoff	64.7	58.2
Net Yards Per Kickoff	39.9	40.6
Touchbacks	6	2
Fair Catch Yards	0	0
Punt returns: Number-Yards-TD	0-0-0	0-0-0
Average Per Return	0.0	0.0
Kickoff returns: Number-Yds-TD	3-38-0	1-24-0
Average Per Return	12.7	24.0
Interceptions: Number-Yds-TD	3-32-0	1-0-0
Fumble Returns: Number-Yds-TD	0-0-0	0-0-0
Miscellaneous Yards	87	0
Possession Time	33:03	26:57
1st Quarter	06:28	08:32
2nd Quarter	10:03	04:57
3rd Quarter	08:30	06:30
4th Quarter	08:02	06:58
Third-Down Conversions	6-14	5-13
Fourth-Down Conversions	2-2	1-3
Red-Zone Scores-Chances	3-4	3-4
Touchdowns	3-4	3-4
Field goals	0-4	0-4
Sacks By: Number-Yards	2-9	3-28
PAT Kicks	4-4	3-4
2Pts Conversions	1-1	0-0
Field Goals	1-1	0-1
Points off Turnover	14	0

BOISE, Idaho - Chevan Cordeiro threw for 366 yards and three touchdowns and ran for another, plus Isaiah Hamilton caught a season-best five passes for a career-high 137 yards and one touchdown to lead San José State (7-5, 5-3 MW) in a 41-27 loss against Eastern Michigan (9-4, 5-3 MAC) in the Famous Idaho Potatoes Bowl on Tuesday afternoon.

- Cordeiro became the first Spartans quarterback to throw for more than 3,000 yards in a season since Josh Love in 2019.
- Cordeiro became the first Spartans quarterback to rush for nine touchdowns in a season in the modern era.
- Cordeiro's 366 passing yards were a single-game season high for the Spartans quarterback.
- For Cordeiro, it was his third game of the season with three or more passing touchdowns and his sixth consecutive game of at least two touchdown passes.
- Elijah Cooks became the first Spartans receiver to garner more than 1,000 receiving yards in a season since Tre Walker in 2019.
- For Hamilton, the 137 receiving yards were a single-game career high.
- The Spartans generated 498 yards of total offense which were the most in a single game by the Spartans this season.
- Justin Lockhart had his first touchdown of the season.
- Bryun Parham amassed his third sack of the season.
- Rico Tolefree picked up his first sack of the season.
- Michael Dansby collected his second career interception.
- Nick Nash caught his first touchdown of his career.
- Kyle Harmon recorded his fourth sack of the season and his first forced fumble and first fumble recovery of the season.

Individual Statistics report
Eastern Mich. vs San Jose St. (Dec 20, 2022)

Date: Dec 20, 2022
Site: Boise, Idaho
Stadium: Albertsons Stadium
Attendance: 10122

FULL GAME												
EASTERN MICH.												
RUSHING												
	No.	Gain	Loss	Net	TD	Lg	Avg					
Samson Evans	25	85	3	82	2	13	3.3					
Jaylon Jackson	7	54	0	54	1	31	7.7					
TEAM	2	0	2	-2	0	0	-1.0					
Taylor Powell	7	19	35	-16	0	7	-2.3					
Totals:	41	158	40	118	3	31	2.9					
PASSING												
	C-A-I	Yds	TD	Long	Sack							
Taylor Powell	18-30-1	298	2	58	3							
Totals:	18-30-1	298	2	58	3							
RECEIVING												
	TAR	No.	Yards	YAC	TD	Long						
Darius Lassiter	8	6	108	43	2	45						
Dylan Drummond	5	3	85	47	0	58						
Tanner Krue	3	3	40	6	0	21						
Gunnar Oakes	4	2	27	19	0	19						
Hassan Beydoun	2	2	22	13	0	13						
Samson Evans	1	1	10	9	0	10						
Andreas Paaske	4	1	6	0	0	6						
Totals:	27	18	298	137	2	58						
PUNTING												
	No.	Yds	Avg	Long	In20	TB						
Mitchell Tomasek	4	165	41.2	53	0	0						
Totals:	4	165	41.2	53	0	0						
RETURNS												
	Punt	Kickoff	Intercept									
	No	Yds	Lg	No	Yds	Lg	No	Yds	Lg			
Jaylon Jackson	0	0	2	20	13	0	0	0	0			
Elijah Jackson-Anderson	0	0	0	18	18	0	0	0	0			
Luka Cameron	0	0	0	0	0	1	7	7				
Joshua Scott	0	0	0	0	0	1	0	0				
Russell Vaden	0	0	0	0	0	1	25	25				
Totals:	0	0	0	3	38	18	3	32	25			
FIELD GOALS												
	Qtr	Time	Dist	Result								
Jesus Gomez	3rd	08:23	51	GOOD								
KICKOFFS												
	No.	Yards	Avg	TB	OB							
Brady Poir	7	453	64.7	6	0							
ALL-PURPOSE												
	Rush	Rcv	KR	PR	IR	Total						
Darius Lassiter	0	108	0	0	0	108						
Samson Evans	82	10	0	0	0	92						
Dylan Drummond	0	85	0	0	0	85						
Jaylon Jackson	54	0	20	0	0	74						

FUMBLES
Eastern Mich. - Taylor Powell 2-1
San Jose St. - None

SAN JOSE ST.												
RUSHING												
	No.	Gain	Loss	Net	TD	Lg	Avg					
Kairee Robinson	14	59	3	56	0	14	4.0					
Chevan Cordeiro	9	60	10	50	1	27	5.6					
Nick Nash	2	26	0	26	0	20	13.0					
Totals:	25	145	13	132	1	27	5.3					
PASSING												
	C-A-I	Yds	TD	Long	Sack							
Chevan Cordeiro	26-44-2	366	3	37	2							
Elijah Cooks	0-1-1	0	0	0	0							
TEAM	0-1-0	0	0	0	0							
Totals:	26-46-3	366	3	37	2							
RECEIVING												
	TAR	No.	Yards	YAC	TD	Long						
Elijah Cooks	11	6	93	43	0	25						
Isaiah Hamilton	7	5	137	6	1	37						
Nick Nash	7	4	51	12	1	17						
Isaac Jernagin	4	3	19	29	0	8						
Kairee Robinson	3	3	17	20	0	7						
Justin Lockhart	3	2	12	2	1	8						
Malikhi Miller	3	2	11	3	0	8						
Jackson Canaan	4	1	26	11	0	26						
Charles Ploss	3	0	0	0	0	0						
Totals:	45	26	366	126	3	37						
PUNTING												
	No.	Yds	Avg	Long	In20	TB						
Travis Berham	1	27	27.0	27	0	0						
Alex Weir	1	37	37.0	37	0	0						
Totals:	2	64	32.0	37	0	0						
RETURNS												
	Punt	Kickoff	Intercept									
	No	Yds	Lg	No	Yds	Lg	No	Yds	Lg			
Isaac Jernagin	0	0	0	1	24	24	0	0	0			
Michael Dansby	0	0	0	0	0	1	0	0	0			
Totals:	0	0	0	1	24	24	1	0	0			
FIELD GOALS												
	Qtr	Time	Dist	Result								
Taren Schive	1st	10:27	46	MISSED								
KICKOFFS												
	No.	Yards	Avg	TB	OB							
Taren Schive	5	291	58.2	2	0							
ALL-PURPOSE												
	Rush	Rcv	KR	PR	IR	Total						
Isaiah Hamilton	0	137	0	0	0	137						
Elijah Cooks	0	93	0	0	0	93						
Nick Nash	26	51	0	0	0	77						
Kairee Robinson	56	17	0	0	0	73						



2023-24 San Jose St. Football
Game Results
All games

Team Results

	Date	Opponent		Score	Overall	Conf	Time	Attend
	08/26/2023	at Southern California	L	28-56	0-1	0-0	3:27	63411
	09/03/2023	Oregon St.	L	17-42	0-2	0-0	3:14	20337
	09/09/2023	Cal Poly	W	59-3	1-2	0-0	3:42	14224
	09/16/2023	at Toledo	L	17-21	1-3	0-0	3:19	20039
*	09/22/2023	Air Force	L	20-45	1-4	0-1	3:05	16124
*	10/07/2023	at Boise St.	L	27-35	1-5	0-2	3:37	37491
*	10/14/2023	at New Mexico	W	52-24	2-5	1-2	3:06	13027
*	10/21/2023	Utah St.	W	42-21	3-5	2-2	3:11	15028
*	10/28/2023	at Hawaii	W	35-0	4-5	3-2	3:02	11486
*	11/11/2023	Fresno St.	W	42-18	5-5	4-2	3:24	18886



**2023-24 San Jose St. Football
Team Game-by-Game
All games**

Date	Opponent	Rushing				Receiving				Passing				Kick Returns				Punt Returns				tot off
		no.	yds	td	lg	no.	yds	td	lg	cmp-att-int	yds	td	lg	no.	yds	td	lg	no.	yds	td	lg	
08/26/2023	at Southern California	27	198	1	57	21	198	3	32	21-39-0	198	3	32	3	53	0	27	0	0	0	0	396
09/03/2023	Oregon St.	22	56	1	21	25	232	1	29	25-42-0	232	1	29	2	16	0	16	0	0	0	0	288
09/09/2023	Cal Poly	43	267	5	45	15	205	2	38	15-23-0	205	2	38	0	0	0	0	1	75	1	75	472
09/16/2023	at Toledo	29	40	1	15	24	228	1	39	24-41-1	228	1	39	1	14	0	14	3	8	0	9	268
09/22/2023	Air Force	17	115	3	33	24	239	0	33	24-35-1	239	0	33	5	81	0	20	1	1	0	1	354
10/07/2023	at Boise St.	26	104	3	21	23	325	0	63	23-38-1	325	0	63	0	0	0	0	0	0	0	0	429
10/14/2023	at New Mexico	32	259	4	68	8	272	2	61	8-17-0	272	2	61	3	39	0	20	2	54	1	44	531
10/21/2023	Utah St.	51	251	3	22	15	119	3	29	15-20-0	119	3	29	0	0	0	0	0	0	0	0	370
10/28/2023	at Hawaii	45	217	3	52	16	251	2	35	16-26-0	251	2	35	0	0	0	0	0	0	0	0	468
11/11/2023	Fresno St.	43	313	2	47	9	146	3	41	9-18-0	146	3	41	0	0	0	0	0	0	0	0	459
San Jose St.		335	1820	26	68	180	2215	17	63	180-299-3	2215	17	63	14	203	0	27	7	138	2	75	4035
Opponents		373	1710	19	68	165	1834	15	83	165-273-10	1834	15	83	20	234	1	96	8	77	0	35	3544

San Jose St. Averages

Games	Avg/ rush	Avg/ catch	Pass effic	KR avg	PR avg	All purpose avg/game	Total offense avg/game
10	5.4	12.3	139.2	14.5	19.7	457.7	403.5

Date	Opponent	Tackles			Sacks	Fumble	Pass Defense			blkd	PAT attempts			off							
		ua	a	total			tfl-yds	no-yds	ff		fr-yds	int-yds	qbh	brup	kick	kick	rush	rcv	saf	t/o	pts
08/26/2023	at Southern California	46	2	48	4.0-26	2-23	0	0-0	0-0	1	2	0	4-4	0	0	0	0	0	0	0	28
09/03/2023	Oregon St.	40	18	58	3.0-9	1-7	0	0-0	0-0	1	2	1	2-2	0	0	0	0	0	0	0	17
09/09/2023	Cal Poly	35	24	59	9.0-20	2-9	2	2-0	1-0	5	2	0	8-8	0	0	0	10	59			59
09/16/2023	at Toledo	21	36	57	3.0-13	1-10	0	2-0	1-6	0	5	0	2-2	0	0	0	14	17			17
09/22/2023	Air Force	37	62	99	3.0-4	0-0	0	0-0	0-0	0	0	0	2-3	0	0	0	0	0	0	0	20
10/07/2023	at Boise St.	34	22	56	4.0-17	2-9	2	2-0	1-5	1	3	0	3-3	0	0	0	21	27			27
10/14/2023	at New Mexico	33	30	63	3.0-8	1-2	0	0-0	1-0	2	6	1	7-7	0	0	0	7	52			52
10/21/2023	Utah St.	37	22	59	8.0-32	1-16	0	1-0	2-26	2	3	0	6-6	0	0	0	7	42			42
10/28/2023	at Hawaii	29	8	37	7.0-41	4-32	0	1-0	2-51	5	4	0	5-5	0	0	0	0	35			35
11/11/2023	Fresno St.	29	42	71	11.0-44	5-32	0	0-0	2-113	1	6	0	6-6	0	0	0	14	42			42
San Jose St.		341	266	607	55.0-214	19-140	4	8-0	10-201	18	33	2	45-46	0	0	0	73	339			339
Opponents		319	252	571	54.0-204	19-124	9	4-0	3-76	11	38	0	35-35	0	1	0	14	265			265

Date	Opponent	Punting										Field Goals			Kickoffs			
		no.	yds	avg	long	blkd	tb	fc	50+	i20	md-att	long	blkd	no.	yds	avg	tb	ob
08/26/2023	at Southern California	7	320	45.7	56	0	2	0	1	1	0-0	0	0	4	240	60.0	2	0
09/03/2023	Oregon St.	3	91	30.3	36	0	0	1	0	2	1-1	41	0	3	119	39.7	0	0
09/09/2023	Cal Poly	2	78	39.0	40	0	0	1	0	0	1-1	27	0	9	467	51.9	3	0
09/16/2023	at Toledo	5	205	41.0	56	0	0	3	1	2	1-2	37	0	4	159	39.8	0	0
09/22/2023	Air Force	2	68	34.0	38	0	0	1	0	0	0-0	0	0	4	251	62.8	1	0
10/07/2023	at Boise St.	4	178	44.5	54	0	1	1	1	1	2-2	33	0	6	354	59.0	3	0
10/14/2023	at New Mexico	2	95	47.5	51	0	1	1	1	0	1-2	39	0	9	545	60.6	2	0
10/21/2023	Utah St.	3	148	49.3	54	0	0	2	2	2	0-1	0	0	7	417	59.6	2	0
10/28/2023	at Hawaii	2	110	55.0	60	0	1	0	2	1	0-1	0	0	6	350	58.3	0	1
11/11/2023	Fresno St.	5	210	42.0	55	0	0	3	1	3	0-0	0	0	7	292	41.7	0	0
San Jose St.		35	1503	42.9	60	0	5	13	9	12	6-10	41	0	59	3194	54.1	13	1
Opponents		44	1822	41.4	75	2	2	20	8	16	4-6	41	0	49	2868	58.5	16	3



**2023-24 San Jose St. Football
Opponents Game-by-Game
All games**

Date	Opponent	Rushing				Receiving				Passing				Kick Returns				Punt Returns				tot off
		no.	yds	td	lg	no.	yds	td	lg	cmp-att-int	yds	td	lg	no.	yds	td	lg	no.	yds	td	lg	
08/26/2023	at Southern California	34	160	3	37	24	341	4	76	24-35-0	341	4	76	1	96	1	96	3	66	0	35	501
09/03/2023	Oregon St.	35	197	3	28	22	276	3	31	22-28-0	276	3	31	2	16	0	9	1	8	0	8	473
09/09/2023	Cal Poly	33	94	0	11	13	74	0	12	13-24-1	74	0	12	3	33	0	14	1	-1	0	0	168
09/16/2023	at Toledo	36	229	1	37	13	92	1	17	13-23-1	92	1	17	4	1	0	1	2	1	0	4	321
09/22/2023	Air Force	73	400	6	34	2	28	0	22	2-2-0	28	0	22	0	0	0	0	0	0	0	0	428
10/07/2023	at Boise St.	42	262	3	68	13	230	2	83	13-24-1	230	2	83	1	12	0	12	0	0	0	0	492
10/14/2023	at New Mexico	36	129	2	16	18	262	1	41	18-30-1	262	1	41	2	19	0	19	0	0	0	0	391
10/21/2023	Utah St.	33	104	1	17	17	160	2	25	17-29-2	160	2	25	2	25	0	14	1	3	0	3	264
10/28/2023	at Hawaii	20	52	0	17	20	146	0	21	20-37-2	146	0	21	1	1	0	1	0	0	0	0	198
11/11/2023	Fresno St.	31	83	0	15	23	225	2	39	23-41-2	225	2	39	4	31	0	13	0	0	0	0	308
Opponents		373	1710	19	68	165	1834	15	83	165-273-10	1834	15	83	20	234	1	96	8	77	0	35	3544
San Jose St.		335	1820	26	68	180	2215	17	63	180-299-3	2215	17	63	14	203	0	27	7	138	2	75	4035

Opponents Averages

Games	Avg/ rush	Avg/ catch	Pass effic	KR avg	PR avg	All purpose avg/game	Total offense avg/game
10	4.6	11.1	127.7	11.7	9.6	393.1	354.4

Date	Opponent	Tackles			Sacks	Fumble	Pass Defense			blkd	PAT attempts			off							
		ua	a	total			tfl-yds	no-yds	ff		fr-yds	int-yds	qbh	brup	kick	kick	rush	rcv	saf	t/o	pts
08/26/2023	at Southern California	41	12	53	7.0-41	1-22	1	0-0	0-0	1	4	0	8-8	0	0	0	0	0	0	0	56
09/03/2023	Oregon St.	32	26	58	5.0-21	3-17	3	1-0	0-0	1	6	0	6-6	0	0	0	0	0	0	0	42
09/09/2023	Cal Poly	31	30	61	6.0-20	1-9	0	0-0	0-0	0	1	0	0-0	0	0	0	0	0	0	0	3
09/16/2023	at Toledo	28	36	64	7.0-37	5-35	0	0-0	1-25	3	8	0	3-3	0	0	0	0	0	7	21	
09/22/2023	Air Force	26	26	52	2.0-2	0-0	1	0-0	1-51	2	2	0	6-6	0	0	0	0	0	7	45	
10/07/2023	at Boise St.	32	18	50	5.0-19	3-16	0	0-0	1-0	2	6	0	5-5	0	0	0	0	0	0	35	
10/14/2023	at New Mexico	23	22	45	3.0-9	0-0	0	0-0	0-0	1	6	0	3-3	0	0	0	0	0	0	24	
10/21/2023	Utah St.	41	36	77	9.0-27	3-13	2	2-0	0-0	0	2	0	3-3	0	0	0	0	0	0	21	
10/28/2023	at Hawaii	39	20	59	7.0-22	2-9	1	1-0	0-0	0	2	0	0-0	0	0	0	0	0	0	0	
11/11/2023	Fresno St.	26	26	52	3.0-6	1-3	1	0-0	0-0	1	1	0	1-1	0	1	0	0	0	0	18	
Opponents		319	252	571	54.0-204	19-124	9	4-0	3-76	11	38	0	35-35	0	1	0	14	265			
San Jose St.		341	266	607	55.0-214	19-140	4	8-0	10-201	18	33	2	45-46	0	0	0	73	339			

Date	Opponent	Punting								Field Goals			Kickoffs					
		no.	yds	avg	long	blkd	tb	fc	50+	i20	md-att	long	blkd	no.	yds	avg	tb	ob
08/26/2023	at Southern California	2	83	41.5	42	0	0	2	0	0	0-0	0	0	9	554	61.6	0	1
09/03/2023	Oregon St.	2	40	20.0	40	1	0	1	0	0	0-0	0	0	7	426	60.9	3	0
09/09/2023	Cal Poly	6	271	45.2	66	0	0	3	2	4	1-1	24	0	1	60	60.0	0	1
09/16/2023	at Toledo	5	225	45.0	47	0	0	0	0	4	0-1	0	0	4	220	55.0	1	0
09/22/2023	Air Force	1	35	35.0	35	0	0	0	0	0	1-1	30	0	8	453	56.6	2	0
10/07/2023	at Boise St.	3	161	53.7	71	0	1	1	1	0	0-1	0	0	6	390	65.0	6	0
10/14/2023	at New Mexico	7	278	39.7	59	1	0	3	3	3	1-1	41	0	5	306	61.2	2	0
10/21/2023	Utah St.	5	245	49.0	75	0	0	3	2	1	0-0	0	0	4	150	37.5	1	1
10/28/2023	at Hawaii	7	250	35.7	44	0	0	3	0	3	0-0	0	0	1	64	64.0	0	0
11/11/2023	Fresno St.	6	234	39.0	46	0	1	4	0	1	1-1	31	0	4	245	61.3	1	0
Opponents		44	1822	41.4	75	2	2	20	8	16	4-6	41	0	49	2868	58.5	16	3
San Jose St.		35	1503	42.9	60	0	5	13	9	12	6-10	41	0	59	3194	54.1	13	1



2023-24 San Jose St. Football
Overall Team Statistics
All games

Team Statistics

	SJSU	OPP
Scoring	339	265
Points per game	33.9	26.5
Points Off Turnovers	73	14
First Downs	208	193
Rushing	94	97
Passing	95	91
Penalty	19	5
Rushing Yardage	1820	1710
Yards gained rushing	2042	1916
Yards lost rushing	222	206
Rushing attempts	335	373
Average per rush	5.4	4.6
Average per game	182.0	171.0
TDs Rushing	26	19
Passing Yardage	2215	1834
Comp-Att-Int	180-299-3	165-273-10
Average per pass	7.4	6.7
Average per catch	12.3	11.1
Average per game	221.5	183.4
TDs Passing	17	15
Total offense	4035	3544
Total plays	634	646
Average per play	6.4	5.5
Average per game	403.5	354.4
Kick returns: #-Yards	14-203	20-234
Punt returns: #-Yards	7-138	8-77
Int returns: #-Yards	10-201	3-76
Kick return average	14.5	11.7
Punt return average	19.7	9.6
Int return average	20.1	25.3
Fumbles-Lost	11-4	11-8
Penalties-Yards	59-470	65-559
Average per game	47.0	55.9
Punts-Yards	35-1503	44-1822
Average per punt	42.9	41.4
Net punt average	38.1	37.5
Kickoffs-Yards	59-3194	49-2868
Average per kick	54.1	58.5
Net kick average	38.6	39.7
Time of possession / game	31:14	28:46
3rd-down conversion	54/120	58/132
3rd-down pct	45%	44%
4rd-down conversion	5/16	16/22



2023-24 San Jose St. Football
Overall Team Statistics
All games

	SJSU	OPP
4rd-down pct	31%	73%
Sacks by-Yards	19-140	19-124
Misc Yards	0	0
Touchdowns scored	46	36
Field goals - attempts	6-10	4-6
On-Side kicks	2-3	0-1
Red-zone scores	(36-45) 80%	(28-29) 97%
Red-zone touchdowns	(30-45) 67%	(25-29) 86%
PAT-attempts	(45-46) 98%	(35-35) 100%
2-point conversion-attempts	(0-0) 0%	(1-1) 100%
Attendance	84599	145454
Games / Avg per game	5/16920	5/29091
Neutral site games	-	0/0

Score by Periods

Team	1st	2nd	3rd	4th	OT	TOT
San Jose St.	79	110	87	63	0	339
Opponents	23	101	56	85	0	265



2023-24 San Jose St. Football
Overall Defense Statistics
All games

Team Defense

#	Player	gp	Tackles				Sacks	Pass defense			Fumbles		blkd	
			ua	a	tot	tfl/yds		no-yds	int-yds	brup	qbh	fr-yds	ff	kick
6	Bryun Parham	10	43	34	77	1.5-7	0.5-5	.	3	3	2-0	1	.	.
10	Jordan Pollard	10	38	17	55	2-4	.	2-16	.	.	1-0	1	.	.
22	Tre Jenkins	10	34	19	53	1-1	.	1-6	3
3	Tre Smith	10	20	24	44	8.5-57	5.5-54	.	.	4	.	1	.	.
41	Taniela Latu	9	16	22	38	5-11	.	.	.	2
4	Noah Lavulo	10	15	20	35	7-20	3.5-14	.	.	3
1	Chase Williams	10	19	16	35	0.5-3	.	1-0	2
96	Jay Kakiva	10	12	20	32	5-14	2.5-12
7	Kenyon Reed	10	26	4	30	4-18	1-7	.	3
42	Soane Toia	10	13	15	28	5-26	3-23
2	DJ Harvey	10	21	6	27	1.5-2	.	.	5
8	Jay'Vion Cole	10	15	6	21	3-9	1-7	3-66	8
9	Matthew Tago	10	7	10	17	2-6	.	1-15	3	1
44	Jordan Cobbs	9	11	6	17	0.5-1	.	.	1
25	Michael Dansby	5	7	4	11	1-2	.	1-98	2
35	Charles Rogers	10	3	7	10	1-2
91	Quincy Likio	10	6	3	9	0.5-0	.	.	.	1
23	Justin Stearns	9	6	2	8	3-10
5	Jaylan Lawson	7	2	5	7	1-0	1	.	.
50	Gafa Faga	7	3	3	6
29	Jalen Apalit-Williams	10	3	3	6
48	Dejon Roney	10	3	3	6
97	John Norwood	8	3	2	5	1-11	1-11	1	.
38	Elisha Guidry	2	1	3	4
56	Jairus Satele	7	.	3	3	0.5-1
27	Andrew Jenkins	10	1	2	3	.	.	1-0	1	1	1-0	.	.	.
34	Dylan Lee	1	1	2	3	1
92	Natano Woods	2	2	1	3	1-7	1-7
99	Alex Weir	10	2	.	2
94	Mata Hola	5	1	1	2	1
26	Ethan Powell	5	2	.	2
98	Vaka Hansen	9	.	2	2	0.5-2
21	Kayden Collins	8	1	1	2	1-0	.	.	.
17	Zavion Reese	2	1	.	1
51	Andrew Gonnevillie	10	1	.	1	1-0	.	.	.
70	Malik Williams	10	1	.	1
20	Isiah Revis	6	1	.	1
18	Keynan Higgins	9	1	.
43	Jalen Bainer	6	2	.	1-0	.	.	.
28	Jordan Allen	3	1
Totals		10	341	266	607	55-214	19-140	10-201	33	18	8-0	4	2	0



2023-24 San Jose St. Football
Overall Defense Statistics
All games

##	Player	gp	Tackles				Sacks	Pass defense			Fumbles		blkd	
			ua	a	tot	tfl/yds	no-yds	int-yds	brup	qbh	fr-yds	ff	kick	saf
	Opponents	10	319	252	571	54-204	19-124	3-76	38	11	4-0	9	0	0



**2023-24 San Jose St. Football
Team Game Highs
All games**

San Jose St. - Game Highs

RUSHES	51	Utah St. (10/21/2023)
YARDS RUSHING	313	Fresno St. (11/11/2023)
YARDS PER RUSH	8.1	at New Mexico (10/14/2023)
TD RUSHES	5	Cal Poly (09/09/2023)
PASS ATTEMPTS	42	Oregon St. (09/03/2023)
PASS COMPLETIONS	25	Oregon St. (09/03/2023)
YARDS PASSING	325	at Boise St. (10/07/2023)
YARDS PER PASS	16.0	at New Mexico (10/14/2023)
TD PASSES	3 3 3	Fresno St. (11/11/2023) Utah St. (10/21/2023) at Southern California (08/26/2023)
TOTAL PLAYS	71 71	at Hawaii (10/28/2023) Utah St. (10/21/2023)
TOTAL OFFENSE	531	at New Mexico (10/14/2023)
YARDS PER PLAY	10.8	at New Mexico (10/14/2023)
POINTS	59	Cal Poly (09/09/2023)
SACKS BY	5	Fresno St. (11/11/2023)
FIRST DOWNS	25	Utah St. (10/21/2023)
PENALTIES	11	at New Mexico (10/14/2023)
PENALTY YARDS	86	at New Mexico (10/14/2023)
TURNOVERS	2	Utah St. (10/21/2023)
PUNTS	7	at Southern California (08/26/2023)
PUNTING AVG	55.0	at Hawaii (10/28/2023)
LONG PUNT	60	at Hawaii (10/28/2023)
PUNTS INSIDE 20	3	Fresno St. (11/11/2023)
LONG PUNT RETURN	75	Cal Poly (09/09/2023)



2023-24 San Jose St. Football
Opponent Match Highs
All games

Opponent - Game Highs

RUSHES	73	Air Force (09/22/2023)
YARDS RUSHING	400	Air Force (09/22/2023)
YARDS PER RUSH	6.4	at Toledo (09/16/2023)
TD RUSHES	6	Air Force (09/22/2023)
PASS ATTEMPTS	41	Fresno St. (11/11/2023)
PASS COMPLETIONS	24	at Southern California (08/26/2023)
YARDS PASSING	341	at Southern California (08/26/2023)
YARDS PER PASS	14.0	Air Force (09/22/2023)
TD PASSES	4	at Southern California (08/26/2023)
TOTAL PLAYS	75	Air Force (09/22/2023)
TOTAL OFFENSE	501	at Southern California (08/26/2023)
YARDS PER PLAY	7.5	Oregon St. (09/03/2023)
POINTS	56	at Southern California (08/26/2023)
SACKS BY	5	at Toledo (09/16/2023)
FIRST DOWNS	27	Oregon St. (09/03/2023)
PENALTIES	15	at New Mexico (10/14/2023)
PENALTY YARDS	120	at New Mexico (10/14/2023)
TURNOVERS	3	at Hawaii (10/28/2023)
	3	Utah St. (10/21/2023)
	3	at Boise St. (10/07/2023)
	3	at Toledo (09/16/2023)
	3	Cal Poly (09/09/2023)
PUNTS	7	at Hawaii (10/28/2023)
	7	at New Mexico (10/14/2023)
PUNTING AVG	53.7	at Boise St. (10/07/2023)
LONG PUNT	75	Utah St. (10/21/2023)
PUNTS INSIDE 20	4	at Toledo (09/16/2023)
	4	Cal Poly (09/09/2023)
LONG PUNT RETURN	35	at Southern California (08/26/2023)



2023-24 San Jose St. Football
Team Match Lows
All games

San Jose St. - Game Lows

RUSHES	17	Air Force (09/22/2023)
YARDS RUSHING	40	at Toledo (09/16/2023)
YARDS PER RUSH	1.4	at Toledo (09/16/2023)
TD RUSHES	1	at Toledo (09/16/2023)
	1	Oregon St. (09/03/2023)
	1	at Southern California (08/26/2023)
PASS ATTEMPTS	17	at New Mexico (10/14/2023)
PASS COMPLETIONS	8	at New Mexico (10/14/2023)
YARDS PASSING	119	Utah St. (10/21/2023)
YARDS PER PASS	5.1	at Southern California (08/26/2023)
TD PASSES	0	at Boise St. (10/07/2023)
	0	Air Force (09/22/2023)
TOTAL PLAYS	49	at New Mexico (10/14/2023)
TOTAL OFFENSE	268	at Toledo (09/16/2023)
YARDS PER PLAY	3.8	at Toledo (09/16/2023)
POINTS	17	at Toledo (09/16/2023)
	17	Oregon St. (09/03/2023)
SACKS BY	0	Air Force (09/22/2023)
FIRST DOWNS	18	at New Mexico (10/14/2023)
	18	Air Force (09/22/2023)
	18	at Toledo (09/16/2023)
PENALTIES	3	at Southern California (08/26/2023)
PENALTY YARDS	21	at Southern California (08/26/2023)
INTERCEPTIONS BY	0	Air Force (09/22/2023)
	0	Oregon St. (09/03/2023)
	0	at Southern California (08/26/2023)
PUNTS	2	at Hawaii (10/28/2023)
	2	at New Mexico (10/14/2023)
	2	Air Force (09/22/2023)
	2	Cal Poly (09/09/2023)
PUNTING AVG	30.3	Oregon St. (09/03/2023)
LONG PUNT	36	Oregon St. (09/03/2023)
PUNTS INSIDE 20	0	at New Mexico (10/14/2023)
	0	Air Force (09/22/2023)
	0	Cal Poly (09/09/2023)
LONG PUNT RETURN	0	Fresno St. (11/11/2023)
	0	at Hawaii (10/28/2023)
	0	Utah St. (10/21/2023)
	0	at Boise St. (10/07/2023)
	0	Oregon St. (09/03/2023)
	0	at Southern California (08/26/2023)



2023-24 San Jose St. Football
Opponent Match Lows
All games

Opponent - Game Lows

RUSHES	20	at Hawaii (10/28/2023)
YARDS RUSHING	52	at Hawaii (10/28/2023)
YARDS PER RUSH	2.6	at Hawaii (10/28/2023)
TD RUSHES	0	Fresno St. (11/11/2023)
	0	at Hawaii (10/28/2023)
	0	Cal Poly (09/09/2023)
PASS ATTEMPTS	2	Air Force (09/22/2023)
PASS COMPLETIONS	2	Air Force (09/22/2023)
YARDS PASSING	28	Air Force (09/22/2023)
YARDS PER PASS	3.1	Cal Poly (09/09/2023)
TD PASSES	0	at Hawaii (10/28/2023)
	0	Air Force (09/22/2023)
	0	Cal Poly (09/09/2023)
TOTAL PLAYS	57	at Hawaii (10/28/2023)
	57	Cal Poly (09/09/2023)
TOTAL OFFENSE	168	Cal Poly (09/09/2023)
YARDS PER PLAY	2.9	Cal Poly (09/09/2023)
POINTS	0	at Hawaii (10/28/2023)
SACKS BY	0	at New Mexico (10/14/2023)
	0	Air Force (09/22/2023)
FIRST DOWNS	11	Cal Poly (09/09/2023)
PENALTIES	1	Fresno St. (11/11/2023)
PENALTY YARDS	15	Fresno St. (11/11/2023)
INTERCEPTIONS BY	0	Fresno St. (11/11/2023)
	0	at Hawaii (10/28/2023)
	0	Utah St. (10/21/2023)
	0	at New Mexico (10/14/2023)
	0	Cal Poly (09/09/2023)
	0	Oregon St. (09/03/2023)
	0	at Southern California (08/26/2023)
PUNTS	1	Air Force (09/22/2023)
PUNTING AVG	20.0	Oregon St. (09/03/2023)
LONG PUNT	35	Air Force (09/22/2023)
PUNTS INSIDE 20	0	at Boise St. (10/07/2023)
	0	Air Force (09/22/2023)
	0	Oregon St. (09/03/2023)
	0	at Southern California (08/26/2023)
LONG PUNT RETURN	0	Fresno St. (11/11/2023)
	0	at Hawaii (10/28/2023)
	0	at New Mexico (10/14/2023)
	0	at Boise St. (10/07/2023)
	0	Air Force (09/22/2023)
	0	Cal Poly (09/09/2023)



**2023-24 San Jose St. Football
Individual Game Highs
All games**

San Jose St. - Individual Game Highs

RUSHES	21	Kairee Robinson vs Utah St. (10/21/2023)
YARDS RUSHING	200	Kairee Robinson vs Fresno St. (11/11/2023)
TD RUSHES	3	Kairee Robinson at New Mexico (10/14/2023)
LONG RUSH	68	Quali Conley at New Mexico (10/14/2023)
PASS ATTEMPTS	41	Chevan Cordeiro at Toledo (09/16/2023)
PASS COMPLETIONS	24	Chevan Cordeiro vs Air Force (09/22/2023)
	24	Chevan Cordeiro at Toledo (09/16/2023)
YARDS PASSING	325	Chevan Cordeiro at Boise St. (10/07/2023)
TD PASSES	3	Chevan Cordeiro vs Fresno St. (11/11/2023)
	3	Chevan Cordeiro vs Utah St. (10/21/2023)
	3	Chevan Cordeiro at Southern California (08/26/2023)
LONG PASS	63	Chevan Cordeiro at Boise St. (10/07/2023)
RECEPTIONS	7	Nick Nash vs Oregon St. (09/03/2023)
YARDS RECEIVING	99	Nick Nash at Boise St. (10/07/2023)
TD RECEPTIONS	3	Nick Nash at Southern California (08/26/2023)
LONG RECEPTION	63	Kairee Robinson at Boise St. (10/07/2023)
PUNTS	7	Alex Weir at Southern California (08/26/2023)
PUNTING AVG	55.0	Alex Weir at Hawaii (10/28/2023)
LONG PUNT	60	Alex Weir at Hawaii (10/28/2023)
PUNTS INSIDE 20	3	Alex Weir vs Fresno St. (11/11/2023)
LONG PUNT RETURN	75	Matthew Coleman vs Cal Poly (09/09/2023)
LONG KICKOFF RETURN	27	Isaac Jernagin at Southern California (08/26/2023)
TACKLES	13	Taniela Latu vs Air Force (09/22/2023)
	13	Tre Smith vs Air Force (09/22/2023)
	13	Tre Jenkins vs Air Force (09/22/2023)
SACKS	2	Noah Lavulo vs Fresno St. (11/11/2023)
TACKLES FOR LOSS	2.5	Tre Smith vs Utah St. (10/21/2023)
	2.5	Tre Smith at Southern California (08/26/2023)



2023-24 San Jose St. Football
Opponent Individual Match Highs
All games

Opponent - Individual Game Highs

RUSHES	33	Emmanuel Michel vs Air Force (09/22/2023)
YARDS RUSHING	167	Ashton Jeanty at Boise St. (10/07/2023)
TD RUSHES	3	Emmanuel Michel vs Air Force (09/22/2023)
LONG RUSH	68	Ashton Jeanty at Boise St. (10/07/2023)
PASS ATTEMPTS	29	Brayden Schager at Hawaii (10/28/2023)
	29	McCae Hillstead vs Utah St. (10/21/2023)
PASS COMPLETIONS	20	DJ Uiagalelei vs Oregon St. (09/03/2023)
YARDS PASSING	278	Caleb Williams at Southern California (08/26/2023)
TD PASSES	4	Caleb Williams at Southern California (08/26/2023)
LONG PASS	83	Maddux Madsen at Boise St. (10/07/2023)
RECEPTIONS	6	Mac Dalena vs Fresno St. (11/11/2023)
	6	Silas Bolden vs Oregon St. (09/03/2023)
YARDS RECEIVING	170	Eric McAlister at Boise St. (10/07/2023)
TD RECEPTIONS	1	Mac Dalena vs Fresno St. (11/11/2023)
	1	Jalen Moss vs Fresno St. (11/11/2023)
	1	Jalen Royals vs Utah St. (10/21/2023)
	1	Micah Davis vs Utah St. (10/21/2023)
	1	DJ Washington at New Mexico (10/14/2023)
	1	Eric McAlister at Boise St. (10/07/2023)
	1	Riley Smith at Boise St. (10/07/2023)
	1	Jerjuan Newton at Toledo (09/16/2023)
	1	Jack Velling vs Oregon St. (09/03/2023)
	1	Jeremiah Noga vs Oregon St. (09/03/2023)
	1	Anthony Gould vs Oregon St. (09/03/2023)
	1	Dorian Singer at Southern California (08/26/2023)
	1	Zachariah Branch at Southern California (08/26/2023)
	1	Brenden Rice at Southern California (08/26/2023)
	1	Tahj Washington at Southern California (08/26/2023)
LONG RECEPTION	83	Eric McAlister at Boise St. (10/07/2023)
FIELD GOALS	1	Dylan Lynch vs Fresno St. (11/11/2023)
	1	Luke Drzewiecki at New Mexico (10/14/2023)
	1	Reagan Tubbs vs Air Force (09/22/2023)
	1	Noah Serna vs Cal Poly (09/09/2023)
LONG FIELD GOALS	41	Luke Drzewiecki at New Mexico (10/14/2023)
PUNTS	7	Matthew Shipley at Hawaii (10/28/2023)
PUNTING AVG	53.7	James Ferguson-Reynolds at Boise St. (10/07/2023)
LONG PUNT	75	Ryan Marks vs Utah St. (10/21/2023)
PUNTS INSIDE 20	4	Emilio Duran at Toledo (09/16/2023)
LONG PUNT RETURN	35	Zachariah Branch at Southern California (08/26/2023)
LONG KICKOFF RETURN	96	Zachariah Branch at Southern California (08/26/2023)
TACKLES	14	MJ Tafisi vs Utah St. (10/21/2023)
SACKS	2	Judge Culpepper at Toledo (09/16/2023)
	2	John McCartan vs Oregon St. (09/03/2023)
TACKLES FOR LOSS	3	Jalen Smith at Hawaii (10/28/2023)
INTERCEPTIONS	1	A'Marion McCoy at Boise St. (10/07/2023)
	1	Trey Taylor vs Air Force (09/22/2023)
	1	Chris McDonald Jr. at Toledo (09/16/2023)



2023-24 San Jose St. Football
Individual Statistics
All games

Rushing

Player	gp	att	gain	loss	net	avg	td	lg	avg/g
Kairee Robinson	9	130	943	24	919	7.1	15	52	102.1
Quali Conley	10	95	611	19	592	6.2	7	68	59.2
Chevan Cordeiro	10	69	340	139	201	2.9	3	28	20.1
Isaac Jernagin	10	10	101	0	101	10.1	0	45	10.1
Jabari Bates	10	11	35	5	30	2.7	0	7	3.0
Kayden Collins	8	2	9	0	9	4.5	0	6	1.1
Dominick Mazotti	9	1	0	0	0	0.0	0	0	0.0
Nick Nash	10	1	0	0	0	0.0	0	0	0.0
Keynan Higgins	9	1	0	1	-1	-1.0	0	0	-0.1
Jay Butterfield	4	2	3	5	-2	-1.0	0	3	-0.5
Team	10	13	0	29	-29	-2.2	0	0	-2.9
Total	10	335	2042	222	1820	5.4	26	68	182.0
Opponents	10	373	1916	206	1710	4.6	19	68	171.0

Passing

Player	gp	effic	comp-att-int	pct	yds	td	lg	avg/g
Chevan Cordeiro	10	139.6	173-286-3	60.5	2135	16	63	213.5
Jay Butterfield	4	154.7	7-11-0	63.6	80	1	29	20.0
Nick Nash	10	0.0	0-1-0	0.0	0	0	0	0.0
Team	10	0.0	0-1-0	0.0	0	0	0	0.0
Total	10	139.2	180-299-3	60.2	2215	17	63	221.5
Opponents	10	127.7	165-273-10	60.4	1834	15	83	183.4

Receiving

Player	gp	no.	yds	avg	td	lg	avg/g
Nick Nash	10	41	568	13.9	8	58	56.8
Dominick Mazotti	9	20	287	14.4	1	44	31.9
Quali Conley	10	20	250	12.5	0	61	25.0
Charles Ross	9	19	260	13.7	1	35	28.9
Malikhi Miller	10	18	224	12.4	1	25	22.4
Kairee Robinson	9	16	197	12.3	2	63	21.9
Sam Olson	7	12	133	11.1	1	29	19.0
Isaac Jernagin	10	9	74	8.2	1	34	7.4
Matthew Coleman	9	9	92	10.2	0	29	10.2
Jabari Bates	10	8	30	3.8	0	12	3.0
Skylar Loving-Black	10	4	41	10.3	0	29	4.1
Branden Alvarez	7	2	25	12.5	1	19	3.6
Charles Rogers	10	1	10	10.0	1	10	1.0
Kejuan Bullard, Jr.	6	1	24	24.0	0	24	4.0
Total	10	180	2215	12.3	17	63	221.5
Opponents	10	165	1834	11.1	15	83	183.4

Punt Returns

Player	no.	yds	avg	td	lg
Matthew Coleman	2	119	59.5	1	75
DJ Harvey	5	12	2.4	0	9
Justin Stearns	0	7	0.0	1	7
Total	7	138	19.7	2	75
Opponents	8	77	9.6	0	35

Interceptions

Player	no.	yds	avg	td	lg
Jay'Vion Cole	3	66	22.0	0	51
Jordan Pollard	2	16	8.0	0	11
Andrew Jenkins	1	0	0.0	0	0
Tre Jenkins	1	6	6.0	0	6
Chase Williams	1	0	0.0	0	0
Matthew Tago	1	15	15.0	0	9
Michael Dansby	1	98	98.0	1	98
Total	10	201	20.1	1	98
Opponents	3	76	25.3	1	51

Kick Returns

Player	no.	yds	avg	td	lg
Isaac Jernagin	8	118	14.8	0	27
Jabari Bates	5	83	16.6	0	20
DJ Harvey	1	2	2.0	0	2
Total	14	203	14.5	0	27
Opponents	20	234	11.7	1	96

Fumble Returns

Player	no.	yds	avg	td	lg
Bryun Parham	2	0	0.0	0	0
Andrew Jenkins	1	0	0.0	0	0
Andrew Gonneville	1	0	0.0	0	0
Jalen Bainer	1	0	0.0	0	0
Kayden Collins	1	0	0.0	0	0
Jaylan Lawson	1	0	0.0	0	0
Jordan Pollard	1	0	0.0	0	0
Total	8	0	0.0	0	0
Opponents	4	0	0.0	0	0



2023-24 San Jose St. Football
Individual Statistics
All games

Scoring

Player	td	fg	PAT					dpx	saf	pts
			kick	rush	rcv	pass				
Kairee Robinson	17	-	-	-	-	-	-	-	102	
Kyler Halvorsen	-	6-10	45-46	-	-	-	-	-	63	
Nick Nash	8	-	-	-	-	-	-	-	48	
Quali Conley	7	-	-	-	-	-	-	-	42	
Chevan Cordeiro	3	-	-	-	-	-	-	-	18	
Sam Olson	2	-	-	-	-	-	-	-	12	
Malikhi Miller	1	-	-	-	-	-	-	-	6	
Dominick Mazotti	1	-	-	-	-	-	-	-	6	
Charles Rogers	1	-	-	-	-	-	-	-	6	
Isaac Jernagin	1	-	-	-	-	-	-	-	6	
Branden Alvarez	1	-	-	-	-	-	-	-	6	
Charles Ross	1	-	-	-	-	-	-	-	6	
Matthew Coleman	1	-	-	-	-	-	-	-	6	
Michael Dansby	1	-	-	-	-	-	-	-	6	
Justin Stearns	1	-	-	-	-	-	-	-	6	
Total	46	6-10	45-46	0	0	0	0	0	339	
Opponents	36	4-6	35-35	0	1	1	0	0	265	

Field Goals

Player	fg	pct.	01-19	20-29	30-39	40-49	50-99	lg	blk
Kyler Halvorsen	6-10	60.0	0-0	2-2	3-6	1-2	0-0	41	0
Opponents	4-6	66.7	0-0	1-1	2-2	1-2	0-1	41	0

FG Sequence

Team Name	San Jose St.	Opponents
Oregon St.	(41)	
Cal Poly	(27)	(24)
Toledo	35,(37)	43
Boise St.	(33),(27)	54
New Mexico	30,(39)	(41)
Utah St.	48	
Hawaii	31	
Air Force		(30)
Fresno St.		(31)

Numbers in (parentheses) indicate field goal was made

Total Offense

Player	g	plays	rush	pass	total	avg/g
Chevan Cordeiro	10	355	201	2135	2336	233.6
Kairee Robinson	9	130	919	0	919	102.1
Quali Conley	10	95	592	0	592	59.2
Isaac Jernagin	10	10	101	0	101	10.1
Jay Butterfield	4	13	-2	80	78	19.5
Jabari Bates	10	11	30	0	30	3.0
Kayden Collins	8	2	9	0	9	1.1
Keynan Higgins	9	1	-1	0	-1	-0.1
Team	10	0	-29	0	-29	-2.9
Total	10	634	1820	2215	4035	403.5
Opponents	10	646	1710	1834	3544	354.4

Punting

Player	no.	yds	avg	lg	tb	fc	i20	50+	blk
Alex Weir	35	1503	42.9	60	5	13	12	9	0
Total	35	1503	42.9	60	5	13	12	9	0
Opponents	44	1822	41.4	75	2	20	16	8	2

Kickoffs

Player	no.	yds	avg	tb	ob	retn	net	ydln
Taren Schive	58	3129	53.9	12	1			
Kyler Halvorsen	1	65	65.0	1	0			
Total	59	3194	54.1	13	1	20	38.6	26
Opponents	49	2868	58.5	16	3	14	39.7	25



2023-24 San Jose St. Football
Individual Statistics
All games

All Purpose

Player	g	rush	rcv	pr	kr	ir	total	avg/g
Kairee Robinson	9	919	197	0	0	0	1116	124.0
Quali Conley	10	592	250	0	0	0	842	84.2
Nick Nash	10	0	568	0	0	0	568	56.8
Isaac Jernagin	10	101	74	0	118	0	293	29.3
Dominick Mazotti	9	0	287	0	0	0	287	31.9
Charles Ross	9	0	260	0	0	0	260	28.9
Malikhi Miller	10	0	224	0	0	0	224	22.4
Matthew Coleman	9	0	92	119	0	0	211	23.4
Chevan Cordeiro	10	201	0	0	0	0	201	20.1
Jabari Bates	10	30	30	0	83	0	143	14.3
Sam Olson	7	0	133	0	0	0	133	19.0
Michael Dansby	5	0	0	0	0	98	98	19.6
Jay'Vion Cole	10	0	0	0	0	66	66	6.6
Skylar Loving-Black	10	0	41	0	0	0	41	4.1
Branden Alvarez	7	0	25	0	0	0	25	3.6
Kejuan Bullard, Jr.	6	0	24	0	0	0	24	4.0
Jordan Pollard	10	0	0	0	0	16	16	1.6
Matthew Tago	10	0	0	0	0	15	15	1.5
DJ Harvey	10	0	0	12	2	0	14	1.4
Charles Rogers	10	0	10	0	0	0	10	1.0
Kayden Collins	8	9	0	0	0	0	9	1.1
Justin Stearns	9	0	0	7	0	0	7	0.8
Tre Jenkins	10	0	0	0	0	6	6	0.6
Keynan Higgins	9	-1	0	0	0	0	-1	-0.1
Jay Butterfield	4	-2	0	0	0	0	-2	-0.5
Team	10	-29	0	0	0	0	-29	-2.9
Total	10	1820	2215	138	203	201	4577	457.7
Opponents	10	1710	1834	77	234	76	3931	393.1



**2023-24 San Jose St. Football
Combined Team Statistics
All games**

Team Results

Date	Opponent		Score	Att.
08/26/2023	at Southern California	L	28-56	63411
09/03/2023	Oregon St.	L	17-42	20337
09/09/2023	Cal Poly	W	59-3	14224
09/16/2023	at Toledo	L	17-21	20039
* 09/22/2023	Air Force	L	20-45	16124
* 10/07/2023	at Boise St.	L	27-35	37491
* 10/14/2023	at New Mexico	W	52-24	13027
* 10/21/2023	Utah St.	W	42-21	15028
* 10/28/2023	at Hawaii	W	35-0	11486
* 11/11/2023	Fresno St.	W	42-18	18886

Game Records

Record	Overall	Home	Away	Neutral
ALL GAMES	5-5	3-2	2-3	0-0
CONFERENCE	4-2	2-1	2-1	0-0
NON-CONFERENCE	1-3	1-1	0-2	0-0

Team Statistics

	SJSU	OPP
First Downs	208	193
Rushing	94	97
Passing	95	91
Penalty	19	5
Rushing Yardage	1820	1710
Rushing attempts	335	373
Average per rush	5.4	4.6
Average per game	182.0	171.0
TDs Rushing	26	19
Passing Yardage	2215	1834
Comp-Att-Int	180-299-3	165-273-10
Average per pass	7.4	6.7
Average per catch	12.3	11.1
Average per game	221.5	183.4
TDs Passing	17	15
Total offense	4035	3544
Average per play	6.4	5.5
Average per game	403.5	354.4
Kick returns: #-Yards	14-203	20-234
Punt returns: #-Yards	7-138	8-77
Int returns: #-Yards	10-201	3-76
Fumbles-Lost	11-4	11-8
Penalties-Yards	59-470	65-559
Punts-Avg	35-42.9	44-41.4
Time of possession / game	31:14	28:46
3rd-down conversion	54/120	58/132
4rd-down conversion	5/16	16/22
PAT-attempts	(45-46) 98%	(35-35) 100%
2-point conversion-attempts	(0-0) 0%	(1-1) 100%

Rushing

Player	gp	att	gain	loss	net	avg	td	lg	avg/g
Kairee Robinson	9	130	943	24	919	7.1	15	52	102.1
Quali Conley	10	95	611	19	592	6.2	7	68	59.2
Chevan Cordeiro	10	69	340	139	201	2.9	3	28	20.1
Isaac Jernagin	10	10	101	0	101	10.1	0	45	10.1
Jabari Bates	10	11	35	5	30	2.7	0	7	3.0
Kayden Collins	8	2	9	0	9	4.5	0	6	1.1
Keynan Higgins	9	1	0	1	-1	-1.0	0	0	-0.1
Jay Butterfield	4	2	3	5	-2	-1.0	0	3	-0.5
Team	10	13	0	29	-29	-2.2	0	0	-2.9
Total	10	335	2042	222	1820	5.4	26	68	182.0
Opponents	10	373	1916	206	1710	4.6	19	68	171.0

Passing

Player	gp	effic	comp-att-int	pct	yds	td	lg	avg/g
Chevan Cordeiro	10	139.6	173-286-3	60.5	2135	16	63	213.5
Jay Butterfield	4	154.7	7-11-0	63.6	80	1	29	20.0
Nick Nash	10	0.0	0-1-0	0.0	0	0	0	0.0
Team	10	0.0	0-1-0	0.0	0	0	0	0.0
Total	10	139.2	180-299-3	60.2	2215	17	63	221.5
Opponents	10	127.7	165-273-10	60.4	1834	15	83	183.4

Receiving

Player	gp	no.	yds	avg	td	lg	avg/g
Nick Nash	10	41	568	13.9	8	58	56.8
Dominick Mazotti	9	20	287	14.4	1	44	31.9
Quali Conley	10	20	250	12.5	0	61	25.0
Charles Ross	9	19	260	13.7	1	35	28.9
Malikhi Miller	10	18	224	12.4	1	25	22.4
Kairee Robinson	9	16	197	12.3	2	63	21.9
Sam Olson	7	12	133	11.1	1	29	19.0
Isaac Jernagin	10	9	74	8.2	1	34	7.4
Matthew Coleman	9	9	92	10.2	0	29	10.2
Jabari Bates	10	8	30	3.8	0	12	3.0
Skylar Loving-Black	10	4	41	10.3	0	29	4.1
Branden Alvarez	7	2	25	12.5	1	19	3.6
Charles Rogers	10	1	10	10.0	1	10	1.0
Kejuan Bullard, Jr.	6	1	24	24.0	0	24	4.0
Total	10	180	2215	12.3	17	63	221.5
Opponents	10	165	1834	11.1	15	83	183.4

Interceptions

Player	no.	yds	avg	td	lg
Jay'Vion Cole	3	66	22.0	0	51
Jordan Pollard	2	16	8.0	0	11
Andrew Jenkins	1	0	0.0	0	0
Tre Jenkins	1	6	6.0	0	6
Chase Williams	1	0	0.0	0	0
Matthew Tago	1	15	15.0	0	9
Michael Dansby	1	98	98.0	1	98
Total	10	201	20.1	1	98
Opponents	3	76	25.3	1	51



2023-24 San Jose St. Football Combined Team Statistics All games

Field Goals

Player	fg	pct.	01-19	20-29	30-39	40-49	50-99	lg	blk
Kyler Halvorsen	6-10	60.0	0-0	2-2	3-6	1-2	0-0	41	0
Opponents	4-6	66.7	0-0	1-1	2-2	1-2	0-1	41	0

Scoring

Player	td	fg	PAT						pts
			kick	rush	rcv	pass	dxp	saf	
Kairee Robinson	17	-	-	-	-	-	-	-	102
Kyler Halvorsen	-	6-10	45-46	-	-	-	-	-	63
Nick Nash	8	-	-	-	-	-	-	-	48
Quali Conley	7	-	-	-	-	-	-	-	42
Chevan Cordeiro	3	-	-	-	-	-	-	-	18
Sam Olson	2	-	-	-	-	-	-	-	12
Malikhi Miller	1	-	-	-	-	-	-	-	6
Dominick Mazotti	1	-	-	-	-	-	-	-	6
Charles Rogers	1	-	-	-	-	-	-	-	6
Isaac Jernagin	1	-	-	-	-	-	-	-	6
Branden Alvarez	1	-	-	-	-	-	-	-	6
Charles Ross	1	-	-	-	-	-	-	-	6
Matthew Coleman	1	-	-	-	-	-	-	-	6
Michael Dansby	1	-	-	-	-	-	-	-	6
Justin Stearns	1	-	-	-	-	-	-	-	6
Total	46	6-10	45-46	0	0	0	0	0	339
Opponents	36	4-6	35-35	0	1	1	0	0	265

Score by Periods

Team	1st	2nd	3rd	4th	OT	TOT
San Jose St.	79	110	87	63	0	339
Opponents	23	101	56	85	0	265

Punting

Player	no.	yds	avg	lg	tb	fc	i20	50+	blk
Alex Weir	35	1503	42.9	60	5	13	12	9	0
Total	35	1503	42.9	60	5	13	12	9	0
Opponents	44	1822	41.4	75	2	20	16	8	2

Punt Returns

Player	no.	yds	avg	td	lg
DJ Harvey	5	12	2.4	0	9
Matthew Coleman	2	119	59.5	1	75
Total	7	138	19.7	2	75
Opponents	8	77	9.6	0	35

Kick Returns

Player	no.	yds	avg	td	lg
Isaac Jernagin	8	118	14.8	0	27
Jabari Bates	5	83	16.6	0	20
DJ Harvey	1	2	2.0	0	2
Total	14	203	14.5	0	27
Opponents	20	234	11.7	1	96

All Purpose

Player	g	rush	rcv	pr	kr	ir	total	avg/g
Kairee Robinson	9	919	197	0	0	0	1116	124.0
Quali Conley	10	592	250	0	0	0	842	84.2
Nick Nash	10	0	568	0	0	0	568	56.8
Isaac Jernagin	10	101	74	0	118	0	293	29.3
Dominick Mazotti	9	0	287	0	0	0	287	31.9
Charles Ross	9	0	260	0	0	0	260	28.9
Malikhi Miller	10	0	224	0	0	0	224	22.4
Matthew Coleman	9	0	92	119	0	0	211	23.4
Chevan Cordeiro	10	201	0	0	0	0	201	20.1
Jabari Bates	10	30	30	0	83	0	143	14.3
Sam Olson	7	0	133	0	0	0	133	19.0
Michael Dansby	5	0	0	0	0	98	98	19.6
Jay'Vion Cole	10	0	0	0	0	66	66	6.6
Skylar Loving-Black	10	0	41	0	0	0	41	4.1
Branden Alvarez	7	0	25	0	0	0	25	3.6
Kejuan Bullard, Jr.	6	0	24	0	0	0	24	4.0
Jordan Pollard	10	0	0	0	0	16	16	1.6
Matthew Tago	10	0	0	0	0	15	15	1.5
DJ Harvey	10	0	0	12	2	0	14	1.4
Charles Rogers	10	0	10	0	0	0	10	1.0
Kayden Collins	8	9	0	0	0	0	9	1.1
Justin Stearns	9	0	0	7	0	0	7	0.8
Tre Jenkins	10	0	0	0	0	6	6	0.6
Keynan Higgins	9	-1	0	0	0	0	-1	-0.1
Jay Butterfield	4	-2	0	0	0	0	-2	-0.5
Total	10	1820	2215	138	203	201	4577	457.7
Opponents	10	1710	1834	77	234	76	3931	393.1

Total Offense

Player	g	plays	rush	pass	total	avg/g
Chevan Cordeiro	10	355	201	2135	2336	233.6
Kairee Robinson	9	130	919	0	919	102.1
Quali Conley	10	95	592	0	592	59.2
Isaac Jernagin	10	10	101	0	101	10.1
Jay Butterfield	4	13	-2	80	78	19.5
Jabari Bates	10	11	30	0	30	3.0
Kayden Collins	8	2	9	0	9	1.1
Keynan Higgins	9	1	-1	0	-1	-0.1
Total	10	634	1820	2215	4035	403.5
Opponents	10	646	1710	1834	3544	354.4



2023-24 San Jose St. Football
Combined Team Statistics
All games

Team Defense

##	Player	gp	Tackles				Sacks no-yds	Pass defense			Fumbles		blkd	
			ua	a	tot	tfl/yds		int-yds	brup	qbh	fr-yds	ff	kick	saf
6	Bryun Parham	10	43	34	77	1.5-7	0.5-5	.	3	3	2-0	1	.	.
10	Jordan Pollard	10	38	17	55	2-4	.	2-16	.	.	1-0	1	.	.
22	Tre Jenkins	10	34	19	53	1-1	.	1-6	3
3	Tre Smith	10	20	24	44	8.5-57	5.5-54	.	.	4	.	1	.	.
41	Taniela Latu	9	16	22	38	5-11	.	.	.	2
1	Chase Williams	10	19	16	35	0.5-3	.	1-0	2
4	Noah Lavulo	10	15	20	35	7-20	3.5-14	.	.	3
96	Jay Kakiva	10	12	20	32	5-14	2.5-12
7	Kenyon Reed	10	26	4	30	4-18	1-7	.	3
42	Soane Toia	10	13	15	28	5-26	3-23
2	DJ Harvey	10	21	6	27	1.5-2	.	.	5
8	Jay'Vion Cole	10	15	6	21	3-9	1-7	3-66	8
44	Jordan Cobbs	9	11	6	17	0.5-1	.	.	1
9	Matthew Tago	10	7	10	17	2-6	.	1-15	3	1
25	Michael Dansby	5	7	4	11	1-2	.	1-98	2
35	Charles Rogers	10	3	7	10	1-2
91	Quincy Likio	10	6	3	9	0.5-0	.	.	.	1
23	Justin Stearns	9	6	2	8	3-10
5	Jaylan Lawson	7	2	5	7	1-0	1	.	.
29	Jalen Apalit-Williams	10	3	3	6
48	Dejon Roney	10	3	3	6
50	Gafa Faga	7	3	3	6
97	John Norwood	8	3	2	5	1-11	1-11	1	.
38	Elisha Guidry	2	1	3	4
27	Andrew Jenkins	10	1	2	3	.	.	1-0	1	1	1-0	.	.	.
92	Natano Woods	2	2	1	3	1-7	1-7
56	Jairus Satele	7	.	3	3	0.5-1
34	Dylan Lee	1	1	2	3	1
21	Kayden Collins	8	1	1	2	1-0	.	.	.
26	Ethan Powell	5	2	.	2
99	Alex Weir	10	2	.	2
94	Mata Hola	5	1	1	2	1
98	Vaka Hansen	9	.	2	2	0.5-2
51	Andrew Gonnevill	10	1	.	1	1-0	.	.	.
17	Zavion Reese	2	1	.	1
70	Malik Williams	10	1	.	1
20	Isiah Revis	6	1	.	1
43	Jalen Bainer	6	2	.	1-0	.	.	.
28	Jordan Allen	3	1
Totals		10	341	266	607	55-214	19-140	10-201	33	18	8-0	4	2	0
Opponents		10	319	252	571	54-204	19-124	3-76	38	11	4-0	9	0	0



**2023-24 San Jose St. Football
Games Played
All games**

##	Player	GP-GS	USC	OSU	CPO	UT	USAFA	Boise	UNM	USU	Hawaii	Fresno
0	Isaac Jernagin	10/0	XXX	XXX	XXX	XXX	XXX	XXX	XXX	XXX	XXX	XXX
1	Chase Williams	10/10	START	START	START	START	START	START	START	START	START	START
2	Chevan Cordeiro	10/10	START	START	START	START	START	START	START	START	START	START
2	DJ Harvey	10/5	XXX	START	XXX	XXX	XXX	XXX	START	START	START	START
3	Nick Nash	10/10	START	START	START	START	START	START	START	START	START	START
3	Tre Smith	10/9	START	START	START	START	START	START	XXX	START	START	START
4	Charles Ross	9/7	START	START	START	START	START	XXX	...	XXX	START	START
4	Noah Lavulo	10/8	START	START	START	START	XXX	START	START	XXX	START	START
5	Walker Eget	0/0
5	Jaylan Lawson	7/0	...	XXX	XXX	XXX	XXX	...	XXX	...	XXX	XXX
6	Bryun Parham	10/10	START	START	START	START	START	START	START	START	START	START
7	Kenyon Reed	10/6	START	XXX	START	START	START	XXX	XXX	START	START	XXX
7	Quali Conley	10/2	XXX	START	XXX	XXX	START	XXX	XXX	XXX	XXX	XXX
8	Jay'Vion Cole	10/10	START	START	START	START	START	START	START	START	START	START
9	Matthew Tago	10/8	START	START	START	START	START	START	START	XXX	XXX	START
9	Jay Butterfield	4/0	...	XXX	XXX	XXX	...	XXX	...
10	Jordan Pollard	10/10	START	START	START	START	START	START	START	START	START	START
10	Tyler Voss	1/0	XXX
11	Justin Lockhart	0/0
11	Kyler Halvorsen	10/0	XXX	XXX	XXX	XXX	XXX	XXX	XXX	XXX	XXX	XXX
12	Malikhi Miller	10/8	XXX	START	START	START	XXX	START	START	START	START	START
13	Branden Alvarez	7/0	XXX	XXX	XXX	XXX	XXX	XXX	XXX
14	Elijah Wood	4/1	START	XXX	XXX	XXX
14	Kejuan Bullard, Jr.	6/0	...	XXX	XXX	XXX	XXX	XXX	XXX	...
15	Matthew Coleman	9/3	XXX	XXX	XXX	XXX	...	START	START	START	XXX	XXX
16	Imari Conley	1/0	XXX
16	Anthony Garcia	0/0
17	Zavion Reese	2/0	XXX	XXX
17	Cooper Hoch	2/0	XXX	XXX
18	Keynan Higgins	9/0	XXX	XXX	XXX	XXX	XXX	XXX	XXX	XXX	XXX	...
19	Noah McNeal-Franklin	2/0	...	XXX	XXX
20	Isiah Revis	6/0	XXX	XXX	...	XXX	XXX	XXX	XXX
21	Kayden Collins	8/0	XXX	XXX	XXX	XXX	...	XXX	...	XXX	XXX	XXX
22	Tre Jenkins	10/10	START	START	START	START	START	START	START	START	START	START
23	Jabari Bates	10/1	XXX	XXX	XXX	XXX	START	XXX	XXX	XXX	XXX	XXX
23	Justin Stearns	9/0	XXX	...	XXX	XXX	XXX	XXX	XXX	XXX	XXX	XXX
24	Sebastian Macaluso	2/0	XXX	XXX
25	Michael Dansby	5/3	START	START	XXX	START	XXX
26	Ethan Powell	5/0	XXX	XXX	XXX	...	XXX	XXX
27	Andrew Jenkins	10/0	XXX	XXX	XXX	XXX	XXX	XXX	XXX	XXX	XXX	XXX
28	Jordan Allen	3/0	XXX	...	XXX	XXX
28	Jakob Galloway	0/0
29	Jalen Apalit-Williams	10/0	XXX	XXX	XXX	XXX	XXX	XXX	XXX	XXX	XXX	XXX
30	Assani Berkeley	0/0
31	Hunter Nowell	1/0	XXX
32	Kairee Robinson	9/8	START	...	START	START	XXX	START	START	START	START	START
33	Justin Eklund	3/0	...	XXX	XXX	...	XXX
34	Dylan Lee	1/0	XXX
34	Viliani Teu	0/0
35	Charles Rogers	10/0	XXX	XXX	XXX	XXX	XXX	XXX	XXX	XXX	XXX	XXX
36	Jeremiah Zamora	0/0
37	Dylan Hampsten	0/0
38	Elisha Guidry	2/0	XXX	XXX
39	Dino Beslagic	0/0
39	Caleb Womack	0/0
40	Tavarius Pitts	1/0	XXX
41	Taniela Latu	9/4	XXX	XXX	XXX	...	START	XXX	START	START	XXX	START
42	Soane Toia	10/9	START	START	START	XXX	START	START	START	START	START	START
43	Jalen Bainer	6/0	XXX	...	XXX	...	XXX	XXX	XXX	XXX
44	Jordan Cobbs	9/0	...	XXX	XXX	XXX	XXX	XXX	XXX	XXX	XXX	XXX



**2023-24 San Jose St. Football
Games Played
All games**

##	Player	GP-GS	USC	OSU	CPO	UT	USAFA	Boise	UNM	USU	Hawaii	Fresno
45	Alexander Cobbs	0/0
48	Dejon Roney	10/0	XXX	XXX	XXX	XXX	XXX	XXX	XXX	XXX	XXX	XXX
49	Taren Schive	10/0	XXX	XXX	XXX	XXX	XXX	XXX	XXX	XXX	XXX	XXX
50	Gafa Faga	7/0	...	XXX	XXX	XXX	XXX	XXX	XXX	XXX
51	Andrew Gonnevillle	10/0	XXX	XXX	XXX	XXX	XXX	XXX	XXX	XXX	XXX	XXX
53	Brady Van Bennekum	0/0
54	Jaime Navarro	10/10	START	START	START	START	START	START	START	START	START	START
55	James McNorton	0/0
56	Jairus Satele	7/0	XXX	XXX	XXX	...	XXX	XXX	XXX	XXX
59	Davis Salom	1/0	...	XXX
60	Hudson Mesa	0/0
61	Marist Talavou	9/9	START	START	START	START	...	START	START	START	START	START
62	Nathan Balestrieri	0/0
65	Denaris DeRosa, Jr.	0/0
67	Kai Davison	9/0	XXX	XXX	XXX	XXX	XXX	...	XXX	XXX	XXX	XXX
68	Ryan Stewart	0/0
69	Uluakinofa Taliuli	2/0	XXX	XXX	...
70	Malik Williams	10/1	XXX	XXX	XXX	XXX	START	XXX	XXX	XXX	XXX	XXX
71	Tyler Ostrom	10/10	START	START	START	START	START	START	START	START	START	START
72	Nate Hale	0/0
73	Laakea Kapoi	0/0
74	Anthony Pardue	10/10	START	START	START	START	START	START	START	START	START	START
75	Joseph Harbert	6/0	XXX	...	XXX	...	XXX	XXX	XXX	XXX
77	Luke Griskey	0/0
78	Jake Steele	9/0	XXX	XXX	XXX	XXX	XXX	...	XXX	XXX	XXX	XXX
79	Fernando Carmona, Jr.	10/10	START	START	START	START	START	START	START	START	START	START
80	Trevor Voss	0/0
81	Dominick Mazotti	9/9	...	START	START	START	START	START	START	START	START	START
82	Nicholas Williams	0/0
83	Kamaehu Kopa-Kaawalaule	0/0
84	Joshua Scott	0/0
85	Jackson Canaan	0/0
86	Skylar Loving-Black	10/1	START	XXX	XXX	XXX	XXX	XXX	XXX	XXX	XXX	XXX
87	Joseph Hernandez, Jr.	0/0
88	Sam Olson	7/1	START	XXX	XXX	XXX	XXX	XXX	XXX
89	Nate Lewis	5/0	XXX	...	XXX	XXX	XXX	XXX
90	Akio Martinson	0/0
91	Quincy Likio	10/0	XXX	XXX	XXX	XXX	XXX	XXX	XXX	XXX	XXX	XXX
92	Natano Woods	2/0	XXX	...	XXX
94	Mata Hola	5/0	...	XXX	XXX	XXX	XXX	XXX	...
95	Tangata Tuitupou	0/0
96	Jay Kakiva	10/7	XXX	START	XXX	START	START	START	START	START	START	XXX
97	John Norwood	8/0	XXX	XXX	XXX	XXX	XXX	XXX	XXX	XXX
98	Vaka Hansen	9/0	XXX	XXX	XXX	XXX	XXX	XXX	XXX	XXX	...	XXX
99	Alex Weir	10/0	XXX	XXX	XXX	XXX	XXX	XXX	XXX	XXX	XXX	XXX
99	Kaleb Peleki	0/0



**2023-24 San Jose St. Football
Total Tackles Game-by-Game
All games**

Total Tackles

Player	S-A	Total	USC	OSU	CPO	UT	USAFA	Boise	UNM	USU	Hawaii	Fresno
Bryun Parham	43-34	77	8-1	3-2	3-1	3-8	2-9	8-4	6-2	4-3	3-1	3-3
Jordan Pollard	38-17	55	6-0	1-1	3-2	2-2	3-2	5-2	3-2	7-3	4-0	4-3
Tre Jenkins	34-19	53	5-0	6-1	3-1	3-2	6-7	1-2	2-2	3-2	2-0	3-2
Tre Smith	20-24	44	3-1	4-2	1-1	0-2	2-11	3-0	1-0	5-1	0-3	1-3
Taniela Latu	16-22	38	-	2-2	0-1	DNP	7-6	0-3	2-3	3-2	1-0	1-5
Chase Williams	19-16	35	4-0	3-2	3-1	2-5	3-0	2-2	1-3	1-1	0-1	0-1
Noah Lavulo	15-20	35	1-0	1-2	1-0	0-2	4-7	4-0	0-6	1-1	1-0	2-2
Jay Kakiva	12-20	32	1-0	0-1	1-1	0-2	2-7	2-1	2-3	2-2	-	2-3
Kenyon Reed	26-4	30	5-0	2-0	2-1	2-0	-	1-0	3-2	2-0	5-1	4-0
Soane Toia	13-15	28	1-0	-	2-1	1-2	2-3	2-1	2-0	1-3	1-2	1-3
DJ Harvey	21-6	27	3-0	3-1	1-0	-	-	-	2-1	3-2	4-0	5-2
Jay'Vion Cole	15-6	21	3-0	4-0	1-0	1-0	1-1	0-2	3-0	0-1	1-0	1-2
Jordan Cobbs	11-6	17	DNP	4-0	1-0	1-2	2-0	-	0-2	1-1	2-0	0-1
Matthew Tago	7-10	17	2-0	2-0	-	0-2	1-4	-	-	-	1-0	1-4
Michael Dansby	7-4	11	DNP	DNP	-	3-2	0-2	4-0	DNP	DNP	DNP	-
Charles Rogers	3-7	10	-	1-2	0-3	-	-	-	1-0	1-0	-	0-2
Quincy Likio	6-3	9	-	-	1-0	1-0	2-3	-	-	-	1-0	1-0
Justin Stearns	6-2	8	-	DNP	3-1	-	-	1-0	1-1	1-0	-	-
Jaylan Lawson	2-5	7	DNP	-	1-1	0-1	-	DNP	1-0	DNP	-	0-3
Jalen Apalit-Williams	3-3	6	-	2-1	-	0-1	-	-	1-0	-	-	0-1
Dejon Roney	3-3	6	-	-	-	2-2	-	0-1	1-0	-	-	-
Gafa Faga	3-3	6	DNP	1-0	0-1	DNP	DNP	0-1	0-1	-	2-0	-
John Norwood	3-2	5	-	-	-	0-1	-	DNP	DNP	2-0	1-0	0-1
Elisha Guidry	1-3	4	DNP	DNP	0-3	DNP	DNP	1-0	DNP	DNP	DNP	DNP
Natano Woods	2-1	3	-	DNP	2-1	DNP	DNP	DNP	DNP	DNP	DNP	DNP
Andrew Jenkins	1-2	3	-	-	1-0	-	-	0-1	-	-	-	0-1
Dylan Lee	1-2	3	DNP	DNP	1-2	DNP	DNP	DNP	DNP	DNP	DNP	DNP
Jairus Satele	0-3	3	-	-	0-1	DNP	-	0-1	0-1	-	DNP	DNP
Ethan Powell	2-0	2	1-0	-	1-0	DNP	-	-	DNP	DNP	DNP	DNP
Alex Weir	2-0	2	2-0	-	-	-	-	-	-	-	-	-
Kayden Collins	1-1	2	-	1-0	-	-	DNP	0-1	DNP	-	-	-
Mata Hola	1-1	2	DNP	0-1	1-0	DNP	DNP	DNP	-	-	-	DNP
Vaka Hansen	0-2	2	-	-	0-1	-	-	-	0-1	-	DNP	-
Zavion Reese	1-0	1	DNP	DNP	1-0	DNP	DNP	DNP	DNP	-	DNP	DNP
Isiah Revis	1-0	1	-	DNP	DNP	DNP	-	DNP	1-0	-	-	-
Andrew Gonneville	1-0	1	-	-	1-0	-	-	-	-	-	-	-
Malik Williams	1-0	1	1-0	-	-	-	-	-	-	-	-	-



2023-24 San Jose St. Football
Rushing/Receiving Game-by-Game
All games

Rushing

Player	No-Yds/TD	USC	OSU	CPO	UT	USAFA	Boise	UNM	USU	Hawaii	Fresno
Kairee Robinson	130-919/15	9-28/1	DNP	16-124/2	14-50/1	7-82/2	12-61/1	15-126/3	21-102/1	17-146/2	19-200/2
Quali Conley	95-592/7	6-108/0	11-34/0	12-60/2	3-11/0	1-7/0	3-9/1	10-123/1	15-74/2	19-73/1	15-93/0
Chevan Cordeiro	69-201/3	10-52/0	7-26/0	5-22/1	9--28/0	6-20/1	9-29/1	2-7/0	10-53/0	5--7/0	6-27/0
Jabari Bates	11-30/0	1-5/0	1-1/0	5-5/0	-	1-7/0	-	2-9/0	-	1-3/0	-
Isaac Jernagin	10-101/0	1-5/0	1-2/0	1-45/0	1-9/0	-	2-5/0	1-4/0	2-26/0	1-5/0	-
Kayden Collins	2-9/0	-	-	2-9/0	-	DNP	-	DNP	-	-	-
Jay Butterfield	2--2/0	DNP	1--5/0	1-3/0	DNP	DNP	DNP	-	DNP	-	DNP
Nick Nash	1-0/0	-	-	-	-	1-0/0	-	-	-	-	-
Dominick Mazotti	1-0/0	DNP	-	-	1-0/0	-	-	-	-	-	-
Keynan Higgins	1--1/0	-	-	-	-	-	-	-	1--1/0	-	DNP

Receiving

Player	No-Yds/TD	USC	OSU	CPO	UT	USAFA	Boise	UNM	USU	Hawaii	Fresno
Nick Nash	41-568/8	6-89/3	7-40/0	1--3/0	6-80/0	5-28/0	4-99/0	1-54/1	1-29/1	6-86/2	4-66/1
Dominick Mazotti	20-287/1	DNP	2-16/0	1-38/0	4-39/1	5-60/0	3-25/0	2-70/0	-	2-26/0	1-13/0
Quali Conley	20-250/0	2-17/0	2-18/0	-	1-0/0	5-44/0	2-25/0	1-61/0	2-20/0	4-48/0	1-17/0
Charles Ross	19-260/1	5-62/0	2-8/0	2-39/1	3-21/0	2-47/0	3-28/0	DNP	-	2-55/0	-
Malikhi Miller	18-224/1	1-18/0	2-24/0	3-39/0	4-50/0	2-14/0	1-6/0	1-16/0	2-14/0	-	2-43/1
Kairee Robinson	16-197/2	3-14/0	DNP	-	2-11/0	1-7/0	3-73/0	2-63/1	4-22/1	1-7/0	-
Sam Olson	12-133/1	1-4/0	6-60/0	1-27/1	2-7/0	DNP	DNP	DNP	1-6/0	1-29/0	-
Matthew Coleman	9-92/0	-	1-29/0	3-20/0	1-18/0	DNP	2-20/0	1-8/0	1--3/0	-	-
Isaac Jernagin	9-74/1	2-0/0	-	2-17/0	1-2/0	-	1-34/0	-	2-14/0	-	1-7/1
Jabari Bates	8-30/0	1--6/0	1-12/0	1-4/0	-	2-6/0	2-7/0	-	1-7/0	-	-
Skylar Loving-Black	4-41/0	-	-	-	-	2-33/0	2-8/0	-	-	-	-
Branden Alvarez	2-25/1	-	2-25/1	-	-	-	DNP	DNP	DNP	-	-
Kejuan Bullard, Jr.	1-24/0	DNP	-	1-24/0	-	-	DNP	DNP	-	-	DNP
Charles Rogers	1-10/1	-	-	-	-	-	-	-	1-10/1	-	-



**2023-24 San Jose St. Football
Returns Game-by-Game
All games**

Punt Returns

Player	No-Yds	USC	OSU	CPO	UT	USAFA	Boise	UNM	USU	Hawaii	Fresno
DJ Harvey	5-12	-	-	-	3-8	1-1	-	1-3	-	-	-
Matthew Coleman	2-119	-	-	1-75	-	DNP	-	1-44	-	-	-

Kick Returns

Player	No-Yds	USC	OSU	CPO	UT	USAFA	Boise	UNM	USU	Hawaii	Fresno
Isaac Jernagin	8-118	3-53	2-16	-	1-14	2-35	-	-	-	-	-
Jabari Bates	5-83	-	-	-	-	3-46	-	2-37	-	-	-
DJ Harvey	1-2	-	-	-	-	-	-	1-2	-	-	-

Interceptions Returns

Player	No-Yds	USC	OSU	CPO	UT	USAFA	Boise	UNM	USU	Hawaii	Fresno
Jay'Vion Cole	3-66	-	-	-	-	-	-	1-0	1-15	1-51	-
Jordan Pollard	2-16	-	-	-	-	-	1-5	-	1-11	-	-
Michael Dansby	1-98	DNP	DNP	-	-	-	-	DNP	DNP	DNP	1-98
Matthew Tago	1-15	-	-	-	-	-	-	-	-	-	1-15
Tre Jenkins	1-6	-	-	-	1-6	-	-	-	-	-	-
Chase Williams	1-0	-	-	1-0	-	-	-	-	-	-	-
Andrew Jenkins	1-0	-	-	-	-	-	-	-	-	1-0	-

Fumble Returns

Player	No-Yds	USC	OSU	CPO	UT	USAFA	Boise	UNM	USU	Hawaii	Fresno
Bryun Parham	2-0	-	-	-	-	-	2-0	-	-	-	-
Jaylan Lawson	1-0	DNP	-	-	-	-	DNP	-	DNP	1-0	-
Jordan Pollard	1-0	-	-	1-0	-	-	-	-	-	-	-
Kayden Collins	1-0	-	-	-	-	DNP	-	DNP	1-0	-	-
Andrew Jenkins	1-0	-	-	-	1-0	-	-	-	-	-	-
Jalen Bainer	1-0	DNP	DNP	1-0	DNP	-	DNP	-	-	-	-
Andrew Gonneville	1-0	-	-	-	1-0	-	-	-	-	-	-



2023-24 San Jose St. Football
Sacks Game-by-Game
All games

Player	UA-A	Total	USC	OSU	CPO	UT	USAFA	Boise	UNM	USU	Hawaii	Fresno
Tre Smith	4-3	5.5	1.5-18	-	1-2	0.5-5	-	-	-	1-16	0.5-5	1-8
Noah Lavulo	3-1	3.5	-	-	-	-	-	1-1	0.5-1	-	-	2-12
Soane Toia	2-2	3	-	-	-	0.5-5	-	-	-	-	1.5-9	1-9
Jay Kakiva	2-1	2.5	-	-	-	-	-	1-8	0.5-1	-	-	1-3
Kenyon Reed	1-0	1	-	-	-	-	-	-	-	-	1-7	-
Jay'Vion Cole	1-0	1	-	1-7	-	-	-	-	-	-	-	-
Natano Woods	1-0	1	-	DNP	1-7	DNP	DNP	DNP	DNP	DNP	DNP	DNP
John Norwood	1-0	1	-	-	-	-	-	DNP	DNP	-	1-11	-
Bryun Parham	0-1	0.5	0.5-5	-	-	-	-	-	-	-	-	-



**2023-24 San Jose St. Football
Tackles For Loss Game-by-Game
All games**

Player	UA-A	Total	USC	OSU	CPO	UT	USAFA	Boise	UNM	USU	Hawaii	Fresno
Tre Smith	6-5	8.5	2.5-19	-	1.0-2	0.5-5	-	-	-	2.5-18	0.5-5	1.5-8
Noah Lavulo	6-2	7.0	-	-	1.0-2	-	0.5-1	1.0-1	0.5-1	1.0-2	1.0-1	2.0-12
Taniela Latu	3-4	5.0	-	1.0-1	-	DNP	1.5-3	0.5-3	-	1.5-3	-	0.5-1
Soane Toia	3-4	5.0	-	-	-	0.5-5	-	-	-	1.5-2	1.5-9	1.5-10
Jay Kakiva	3-4	5.0	-	-	1.0-1	0.5-0	0.5-0	1.0-8	0.5-1	-	-	1.5-4
Kenyon Reed	4-0	4.0	-	-	-	-	-	-	1.0-4	-	2.0-10	1.0-4
Jay'Vion Cole	3-0	3.0	-	1.0-7	1.0-1	-	-	-	-	-	-	1.0-1
Justin Stearns	3-0	3.0	-	DNP	1.0-1	-	-	-	1.0-2	1.0-7	-	-
Matthew Tago	2-0	2.0	-	1.0-1	-	-	-	-	-	-	1.0-5	-
Jordan Pollard	2-0	2.0	1.0-2	-	-	-	-	1.0-2	-	-	-	-
DJ Harvey	1-1	1.5	-	-	-	-	-	-	-	0.5-0	-	1.0-2
Bryun Parham	0-3	1.5	0.5-5	-	-	0.5-1	-	-	-	-	-	0.5-1
Tre Jenkins	1-0	1.0	-	-	1.0-1	-	-	-	-	-	-	-
Michael Dansby	1-0	1.0	DNP	DNP	-	1.0-2	-	-	DNP	DNP	DNP	-
Natano Woods	1-0	1.0	-	DNP	1.0-7	DNP	DNP	DNP	DNP	DNP	DNP	DNP
John Norwood	1-0	1.0	-	-	-	-	-	DNP	DNP	-	1.0-11	-
Charles Rogers	0-2	1.0	-	-	1.0-2	-	-	-	-	-	-	-
Chase Williams	0-1	0.5	-	-	-	-	-	0.5-3	-	-	-	-
Jordan Cobbs	0-1	0.5	DNP	-	-	-	-	-	-	-	-	0.5-1
Jairus Satele	0-1	0.5	-	-	0.5-1	DNP	-	-	-	-	DNP	DNP
Quincy Likio	0-1	0.5	-	-	-	-	0.5-0	-	-	-	-	-
Vaka Hansen	0-1	0.5	-	-	0.5-2	-	-	-	-	-	DNP	-



2023-24 San Jose St. Football
 Fumbles Game-by-Game
 All games

Fumbles

Player	No-Lost	USC	OSU	CPO	UT	USAFA	Boise	UNM	USU	Hawaii	Fresno
Chevan Cordeiro	9-2	1-0	3-0	-	-	1-0	-	-	1-1	2-1	1-0
Matthew Tago	1-0	-	-	-	-	-	-	-	-	-	1-0
Kairee Robinson	1-1	-	DNP	-	-	-	-	-	1-1	-	-

Fumbles Forced

Player	Number	USC	OSU	CPO	UT	USAFA	Boise	UNM	USU	Hawaii	Fresno
Tre Smith	1	-	-	1	-	-	-	-	-	-	-
Jaylan Lawson	1	DNP	-	1	-	-	DNP	-	DNP	-	-
Bryun Parham	1	-	-	-	-	-	1	-	-	-	-
Jordan Pollard	1	-	-	-	-	-	1	-	-	-	-

Fumbles Recovered

Player	Number	USC	OSU	CPO	UT	USAFA	Boise	UNM	USU	Hawaii	Fresno
Bryun Parham	2	-	-	-	-	-	2	-	-	-	-
Jaylan Lawson	1	DNP	-	-	-	-	DNP	-	DNP	1	-
Jordan Pollard	1	-	-	1	-	-	-	-	-	-	-
Kayden Collins	1	-	-	-	-	DNP	-	DNP	1	-	-
Andrew Jenkins	1	-	-	-	1	-	-	-	-	-	-
Jalen Bainer	1	DNP	DNP	1	DNP	-	DNP	-	-	-	-
Andrew Gonneville	1	-	-	-	1	-	-	-	-	-	-



2023-24 San Jose St. Football
Passing Game-by-Game
All games

#2 Chevan Cordeiro	Comp	Att	Int	Pct	Yards	TD	Long	Sacked	Effic.
Southern California	21	38	0	55.3	198	3	32	1-22	125.1
Oregon St.	18	32	0	56.3	152	0	26	2-12	96.2
Cal Poly	15	21	0	71.4	205	2	38	1-9	184.9
Toledo	24	41	1	58.5	228	1	39	5-35	108.4
Air Force	24	35	1	68.6	239	0	33	0-0	120.2
Boise St.	23	38	1	60.5	325	0	63	3-16	127.1
New Mexico	8	17	0	47.1	272	2	61	0-0	220.3
Utah St.	15	20	0	75.0	119	3	29	3-13	174.5
Hawaii	16	26	0	61.5	251	2	35	2-9	168.0
Fresno St.	9	18	0	50.0	146	3	41	1-3	173.1
Totals	173	286	3	60.5	2135	16	63	18-119	139.6

#3 Nick Nash	Comp	Att	Int	Pct	Yards	TD	Long	Sacked	Effic.
Oregon St.	0	1	0	0.0	0	0	0	0-0	0.0
Totals	0	1	0	0.0	0	0	0	0-0	0.0

#9 Jay Butterfield	Comp	Att	Int	Pct	Yards	TD	Long	Sacked	Effic.
Oregon St.	7	9	0	77.8	80	1	29	1-5	189.1
Cal Poly	0	2	0	0.0	0	0	0	0-0	0.0
Totals	7	11	0	63.6	80	1	29	1-5	154.7



2023-24 San Jose St. Football
Red-Zone Results
All games

San Jose St. Inside Opponent Red-Zone

Date	Opponent	Score	Times	Times	Total	Rush Pass FGs			Failed to score inside RZ						
			In RZ	Scored	Pts	TDs	TDs	TDs	Made	FGA	Down	Int	Fumb	Half	Game
08/26/2023	at Southern California	L 28-56	2	2	14	2	1	1	0	0	0	0	0	0	0
09/03/2023	Oregon St.	L 17-42	3	3	17	2	1	1	1	1	0	0	0	0	0
09/09/2023	Cal Poly	W 59-3	5	5	31	4	4	0	1	1	0	0	0	0	0
09/16/2023	at Toledo	L 17-21	4	3	17	2	1	1	1	2	0	0	0	0	0
09/22/2023	Air Force	L 20-45	3	2	13	2	2	0	0	0	1	0	0	0	0
10/07/2023	at Boise St.	L 27-35	5	5	27	3	3	0	2	2	0	0	0	0	0
10/14/2023	at New Mexico	W 52-24	5	4	24	3	3	0	1	2	0	0	0	0	0
10/21/2023	Utah St.	W 42-21	8	5	35	5	3	2	0	1	0	0	2	0	0
10/28/2023	at Hawaii	W 35-0	5	3	21	3	2	1	0	1	1	0	0	0	0
11/11/2023	Fresno St.	W 42-18	5	4	28	4	2	2	0	0	1	0	0	0	0
Totals 36 of 45 (80.0%)			45	36	227	30	22	8	6	10	3	0	2	0	0

Opponents Inside San Jose St. Red-Zone

Date	Opponent	Score	Times	Times	Total	Rush Pass FGs			Failed to score inside RZ						
			In RZ	Scored	Pts	TDs	TDs	TDs	Made	FGA	Down	Int	Fumb	Half	Game
08/26/2023	Southern California	L 28-56	5	5	35	5	3	2	0	0	0	0	0	0	0
09/03/2023	Oregon St.	L 17-42	4	4	28	4	3	1	0	0	0	0	0	0	0
09/09/2023	Cal Poly	W 59-3	2	1	3	0	0	0	1	1	1	0	0	0	0
09/16/2023	Toledo	L 17-21	2	2	14	2	1	1	0	0	0	0	0	0	0
09/22/2023	Air Force	L 20-45	6	6	38	5	5	0	1	1	0	0	0	0	0
10/07/2023	Boise St.	L 27-35	4	4	28	4	3	1	0	0	0	0	0	0	0
10/14/2023	New Mexico	W 52-24	2	2	14	2	2	0	0	0	0	0	0	0	0
10/21/2023	Utah St.	W 42-21	2	2	14	2	1	1	0	0	0	0	0	0	0
10/28/2023	Hawaii	W 35-0	0	0	0	0	0	0	0	0	0	0	0	0	0
11/11/2023	Fresno St.	W 42-18	2	2	11	1	0	1	1	1	0	0	0	0	0
Totals 28 of 29 (96.6%)			29	28	185	25	18	7	3	3	1	0	0	0	0



**2023-24 San Jose St. Football
Tackles Breakdown
All games**

All Tackles

Player	Total	Rush	Pass	Sack	KO	Punt	Int	Fumb	FF	Other
Bryun Parham	77	0	0	1.5	0	0	0	0	0	75.5
Jordan Pollard	55	0	0	2	0	0	0	0	0	53
Tre Jenkins	53	0	0	1	0	0	0	0	0	52
Tre Smith	44	0	0	8.5	0	0	0	0	0	35.5
Taniela Latu	38	0	0	5	0	0	0	0	0	33
Chase Williams	35	0	0	0.5	0	0	0	0	0	34.5
Noah Lavulo	35	0	0	7	0	0	0	0	0	28
Jay Kakiva	32	0	0	5	0	0	0	0	0	27
Kenyon Reed	30	0	0	4	0	0	0	0	0	26
Soane Toia	28	0	0	5	0	0	0	0	0	23
DJ Harvey	27	0	0	1.5	0	0	0	0	0	25.5
Jay'Vion Cole	21	0	0	3	0	0	0	0	0	18
Jordan Cobbs	17	0	0	0.5	0	0	0	0	0	16.5
Matthew Tago	17	0	0	2	0	0	0	0	0	15
Michael Dansby	11	0	0	1	0	0	0	0	0	10
Charles Rogers	10	0	0	1	0	0	0	0	0	9
Quincy Likio	9	0	0	0.5	0	0	0	0	0	8.5
Justin Stearns	8	0	0	3	0	0	0	0	0	5
Jaylan Lawson	7	0	0	0	0	0	0	0	0	7
Jalen Apalit-Williams	6	0	0	0	0	0	0	0	0	6
Dejon Roney	6	0	0	0	0	0	0	0	0	6
Gafa Faga	6	0	0	0	0	0	0	0	0	6
John Norwood	5	0	0	1	0	0	0	0	0	4
Elisha Guidry	4	0	0	0	0	0	0	0	0	4
Andrew Jenkins	3	0	0	0	0	0	0	0	0	3
Natano Woods	3	0	0	1	0	0	0	0	0	2
Jairus Satele	3	0	0	0.5	0	0	0	0	0	2.5
Dylan Lee	3	0	0	0	0	0	0	0	0	3
Kayden Collins	2	0	0	0	0	0	0	0	0	2
Ethan Powell	2	0	0	0	0	0	0	0	0	2
Alex Weir	2	0	0	0	0	0	0	0	0	2
Mata Hola	2	0	0	0	0	0	0	0	0	2
Vaka Hansen	2	0	0	0.5	0	0	0	0	0	1.5
Andrew Gonneville	1	0	0	0	0	0	0	0	0	1
Zavion Reese	1	0	0	0	0	0	0	0	0	1
Malik Williams	1	0	0	0	0	0	0	0	0	1
Isiah Revis	1	0	0	0	0	0	0	0	0	1
Total	607	0	0	55	0	0	0	0	0	552

Rushing Tackles

Player	No.
Total	0

Passing Tackles

Player	No.
Total	0



2023-24 San Jose St. Football
Tackles Breakdown
All games

Special Teams Tackles

Player	Total	KO	Punt
Total	0	0	0

Kickoff return Tackles

Player	No.
Total	0

Punt Return Tackles

Player	No.
Total	0



2023-24 San Jose St. Football
By Quarter Statistics
All games

3rd-Down Conversions

Date	Opponent	Score	Overall	1st Qtr	2nd Qtr	3rd Qtr	4th Qtr	Overtime
08/26/2023	at Southern California	L 28-56	5-13 38.5	3-4 75.0	1-4 25.0	1-3 33.3	0-2 0.0	0-0 0.0
09/03/2023	Oregon St.	L 17-42	4-13 30.8	1-3 33.3	0-3 0.0	0-2 0.0	3-5 60.0	0-0 0.0
09/09/2023	Cal Poly	W 59-3	5-11 45.5	2-3 66.7	2-4 50.0	1-1 100.0	0-3 0.0	0-0 0.0
09/16/2023	at Toledo	L 17-21	8-17 47.1	3-5 60.0	3-4 75.0	1-3 33.3	1-5 20.0	0-0 0.0
09/22/2023	Air Force	L 20-45	3-8 37.5	0-1 0.0	1-1 100.0	0-1 0.0	2-5 40.0	0-0 0.0
10/07/2023	at Boise St.	L 27-35	4-12 33.3	3-5 60.0	0-1 0.0	0-3 0.0	1-3 33.3	0-0 0.0
10/14/2023	at New Mexico	W 52-24	3-8 37.5	1-3 33.3	1-1 100.0	1-3 33.3	0-1 0.0	0-0 0.0
10/21/2023	Utah St.	W 42-21	7-12 58.3	0-1 0.0	1-4 25.0	4-4 100.0	2-3 66.7	0-0 0.0
10/28/2023	at Hawaii	W 35-0	11-16 68.8	4-5 80.0	6-6 100.0	0-3 0.0	1-2 50.0	0-0 0.0
11/11/2023	Fresno St.	W 42-18	4-10 40.0	2-2 100.0	1-3 33.3	0-1 0.0	1-4 25.0	0-0 0.0
San Jose St.			54-120 45.0	19-32 59.4	16-31 51.6	8-24 33.3	11-33 33.3	0-0 0.0
Opponents			58-132 43.9	13-28 46.4	24-40 60.0	12-35 34.3	9-29 31.0	0-0 0.0

4th-Down Conversions

Date	Opponent	Score	Overall	1st Qtr	2nd Qtr	3rd Qtr	4th Qtr	Overtime
08/26/2023	at Southern California	L 28-56	0-1 0.0	0-0 0.0	0-0 0.0	0-0 0.0	0-1 0.0	0-0 0.0
09/03/2023	Oregon St.	L 17-42	2-3 66.7	0-0 0.0	1-1 100.0	0-1 0.0	1-1 100.0	0-0 0.0
09/09/2023	Cal Poly	W 59-3	1-2 50.0	0-0 0.0	1-1 100.0	0-0 0.0	0-1 0.0	0-0 0.0
09/16/2023	at Toledo	L 17-21	0-2 0.0	0-1 0.0	0-0 0.0	0-0 0.0	0-1 0.0	0-0 0.0
09/22/2023	Air Force	L 20-45	0-2 0.0	0-0 0.0	0-0 0.0	0-0 0.0	0-2 0.0	0-0 0.0
10/07/2023	at Boise St.	L 27-35	0-2 0.0	0-0 0.0	0-0 0.0	0-1 0.0	0-1 0.0	0-0 0.0
10/14/2023	at New Mexico	W 52-24	1-1 100.0	0-0 0.0	0-0 0.0	0-0 0.0	1-1 100.0	0-0 0.0
10/21/2023	Utah St.	W 42-21	0-0 0.0	0-0 0.0	0-0 0.0	0-0 0.0	0-0 0.0	0-0 0.0
10/28/2023	at Hawaii	W 35-0	1-2 50.0	0-0 0.0	0-0 0.0	1-2 50.0	0-0 0.0	0-0 0.0
11/11/2023	Fresno St.	W 42-18	0-1 0.0	0-0 0.0	0-0 0.0	0-0 0.0	0-1 0.0	0-0 0.0
San Jose St.			5-16 31.3	0-1 0.0	2-2 100.0	1-4 25.0	2-9 22.2	0-0 0.0
Opponents			16-22 72.7	0-0 0.0	6-6 100.0	4-6 66.7	6-10 60.0	0-0 0.0

Time of Possession

Date	Opponent	Score	Overall	1st Qtr	2nd Qtr	3rd Qtr	4th Qtr	Overtime
08/26/2023	at Southern California	L 28-56	30:42	04:55	12:21	08:54	04:32	00:00
09/03/2023	Oregon St.	L 17-42	28:05	06:22	08:05	05:05	08:33	00:00
09/09/2023	Cal Poly	W 59-3	35:23	06:38	12:53	09:22	06:30	00:00
09/16/2023	at Toledo	L 17-21	34:50	11:39	08:12	06:11	08:48	00:00
09/22/2023	Air Force	L 20-45	20:55	06:31	05:50	00:50	07:44	00:00
10/07/2023	at Boise St.	L 27-35	31:28	05:59	11:25	09:05	04:59	00:00
10/14/2023	at New Mexico	W 52-24	26:14	06:30	02:39	07:46	09:19	00:00
10/21/2023	Utah St.	W 42-21	37:10	10:23	07:41	09:24	09:42	00:00
10/28/2023	at Hawaii	W 35-0	35:11	09:47	10:35	05:19	09:30	00:00
11/11/2023	Fresno St.	W 42-18	32:20	06:55	08:18	05:38	11:29	00:00
San Jose St.			Total 312:18	75:39	87:59	67:34	81:06	00:00
			Avg. 31:14	07:34	08:48	06:45	08:07	00:00
Opponents			Total 287:42	50:36	85:46	65:32	85:48	00:00
			Avg. 28:46	05:04	08:35	06:33	08:35	00:00



**2023-24 San Jose St. Football
Team Game-by-Game Comparison
All games**

Opponent	Score	First Downs				Pen	Rushing Number-Yards	Passing		Total Offense Plays-Yards	Return Yards	Turn- Overs
		Total	Rush	Pass	Comp-Att.-Int			Yards				
Southern California	28-56	23 / 25	10 / 10	9 / 15	4 / 0	27-198 / 34-160	21-39-0 / 24-35-0	198 / 341	66-396 / 69-501	53 / 162	0 / 0	
Oregon St.	17-42	20 / 27	6 / 12	10 / 14	4 / 1	22-56 / 35-197	25-42-0 / 22-28-0	232 / 276	64-288 / 63-473	16 / 24	1 / 0	
Cal Poly	59-3	24 / 11	12 / 5	11 / 5	1 / 1	43-267 / 33-94	15-23-0 / 13-24-1	205 / 74	66-472 / 57-168	75 / 32	0 / 3	
Toledo	17-21	18 / 16	3 / 11	12 / 5	3 / 0	29-40 / 36-229	24-41-1 / 13-23-1	228 / 92	70-268 / 59-321	28 / 27	1 / 3	
Air Force	20-45	18 / 25	6 / 23	11 / 2	1 / 0	17-115 / 73-400	24-35-1 / 2-2-0	239 / 28	52-354 / 75-428	82 / 51	1 / 0	
Boise St.	27-35	19 / 22	9 / 11	10 / 10	0 / 1	26-104 / 42-262	23-38-1 / 13-24-1	325 / 230	64-429 / 66-492	5 / 12	1 / 3	
New Mexico	52-24	18 / 18	9 / 6	6 / 12	3 / 0	32-259 / 36-129	8-17-0 / 18-30-1	272 / 262	49-531 / 66-391	93 / 19	0 / 1	
Utah St.	42-21	25 / 16	17 / 6	6 / 9	2 / 1	51-251 / 33-104	15-20-0 / 17-29-2	119 / 160	71-370 / 62-264	26 / 28	2 / 3	
Hawaii	35-0	22 / 14	8 / 6	13 / 7	1 / 1	45-217 / 20-52	16-26-0 / 20-37-2	251 / 146	71-468 / 57-198	51 / 1	1 / 3	
Fresno St.	42-18	21 / 19	14 / 7	7 / 12	0 / 0	43-313 / 31-83	9-18-0 / 23-41-2	146 / 225	61-459 / 72-308	113 / 31	0 / 2	
Totals	339-265	208 / 193	94 / 97	95 / 91	19 / 5	335-1820 / 373-1710	180-299-3 / 165-273-10	2215 / 1834	634-4035 / 646-3544	542 / 387	7 / 18	

Opponents	3rd Down Conversion	4th Down Conversion	Time of Possession	TOP Margin	Avg Yds/Rush	Avg Yds/Pass	Avg Yds/Play	Punting Number-Avg	Penalties Number-Yards	Sacks
Southern California	5-13 / 9-13	0-1 / 1-2	30:42 / 29:18	01:24	7.3 / 4.7	5.1 / 9.7	6.0 / 7.3	7-45.7 / 2-41.5	3-21.0 / 8-57.0	2 / 1
Oregon St.	4-13 / 5-8	2-3 / 0-1	28:05 / 31:55	-03:50	2.5 / 5.6	5.5 / 9.9	4.5 / 7.5	3-30.3 / 2-20.0	5-40.0 / 9-76.0	1 / 3
Cal Poly	5-11 / 2-14	1-2 / 2-4	35:23 / 24:37	10:46	6.2 / 2.8	8.9 / 3.1	7.2 / 2.9	2-39.0 / 6-45.2	6-55.0 / 5-50.0	2 / 1
Toledo	8-17 / 6-14	0-2 / 1-1	34:50 / 25:10	09:40	1.4 / 6.4	5.6 / 4.0	3.8 / 5.4	5-41.0 / 5-45.0	4-31.0 / 8-73.0	1 / 5
Air Force	3-8 / 10-15	0-2 / 3-3	20:55 / 39:05	-18:10	6.8 / 5.5	6.8 / 14.0	6.8 / 5.7	2-34.0 / 1-35.0	6-48.0 / 4-43.0	0 / 0
Boise St.	4-12 / 5-11	0-2 / 2-2	31:28 / 28:32	02:56	4.0 / 6.2	8.6 / 9.6	6.7 / 7.5	4-44.5 / 3-53.7	7-55.0 / 3-25.0	2 / 3
New Mexico	3-8 / 5-15	1-1 / 2-2	26:14 / 33:46	-07:32	8.1 / 3.6	16.0 / 8.7	10.8 / 5.9	2-47.5 / 7-39.7	11-86.0 / 15-120.0	1 / 0
Utah St.	7-12 / 3-10	0-0 / 1-2	37:10 / 22:50	14:20	4.9 / 3.2	6.0 / 5.5	5.2 / 4.3	3-49.3 / 5-49.0	4-28.0 / 7-60.0	1 / 3
Hawaii	11-16 / 5-15	1-2 / 2-3	35:11 / 24:49	10:22	4.8 / 2.6	9.7 / 3.9	6.6 / 3.5	2-55.0 / 7-35.7	5-41.0 / 5-40.0	4 / 2
Fresno St.	4-10 / 8-17	0-1 / 2-2	32:20 / 27:40	04:40	7.3 / 2.7	8.1 / 5.5	7.5 / 4.3	5-42.0 / 6-39.0	8-65.0 / 1-15.0	5 / 1
Totals	54-120 / 58-132	5-16 / 16-22	312:18 / 287:42	24:36	5.4 / 4.6	7.4 / 6.7	6.4 / 5.5	35-42.9 / 44-41.4	59-470.0 / 65-559.0	19 / 19

Note: Game totals are displayed in the format TEAM/OPPONENT for each category



**2023-24 San Jose St. Football
Results and Comparison
All games**

	Date	Opponent		Score	Overall	Conf	Time	Attend
	08/26/2023	at Southern California	L	28-56	0-1	0-0	3:27	63411
	09/03/2023	Oregon St.	L	17-42	0-2	0-0	3:14	20337
	09/09/2023	Cal Poly	W	59-3	1-2	0-0	3:42	14224
	09/16/2023	at Toledo	L	17-21	1-3	0-0	3:19	20039
*	09/22/2023	Air Force	L	20-45	1-4	0-1	3:05	16124
*	10/07/2023	at Boise St.	L	27-35	1-5	0-2	3:37	37491
*	10/14/2023	at New Mexico	W	52-24	2-5	1-2	3:06	13027
*	10/21/2023	Utah St.	W	42-21	3-5	2-2	3:11	15028
*	10/28/2023	at Hawaii	W	35-0	4-5	3-2	3:02	11486
*	11/11/2023	Fresno St.	W	42-18	5-5	4-2	3:24	18886

Opponent	Score	First Downs				Pen	Rushing Number-Yards	Passing		Total Offense Plays-Yards	Return Yards	Turn- Overs
		Total	Rush	Pass	Yards			Comp-Att.-Int	Yards			
Southern California	28-56	23 / 25	10 / 10	9 / 15	4 / 0	27-198 / 34-160	21-39-0 / 24-35-0	198 / 341	66-396 / 69-501	53 / 162	0 / 0	
Oregon St.	17-42	20 / 27	6 / 12	10 / 14	4 / 1	22-56 / 35-197	25-42-0 / 22-28-0	232 / 276	64-288 / 63-473	16 / 24	1 / 0	
Cal Poly	59-3	24 / 11	12 / 5	11 / 5	1 / 1	43-267 / 33-94	15-23-0 / 13-24-1	205 / 74	66-472 / 57-168	75 / 32	0 / 3	
Toledo	17-21	18 / 16	3 / 11	12 / 5	3 / 0	29-40 / 36-229	24-41-1 / 13-23-1	228 / 92	70-268 / 59-321	28 / 27	1 / 3	
Air Force	20-45	18 / 25	6 / 23	11 / 2	1 / 0	17-115 / 73-400	24-35-1 / 2-2-0	239 / 28	52-354 / 75-428	82 / 51	1 / 0	
Boise St.	27-35	19 / 22	9 / 11	10 / 10	0 / 1	26-104 / 42-262	23-38-1 / 13-24-1	325 / 230	64-429 / 66-492	5 / 12	1 / 3	
New Mexico	52-24	18 / 18	9 / 6	6 / 12	3 / 0	32-259 / 36-129	8-17-0 / 18-30-1	272 / 262	49-531 / 66-391	93 / 19	0 / 1	
Utah St.	42-21	25 / 16	17 / 6	6 / 9	2 / 1	51-251 / 33-104	15-20-0 / 17-29-2	119 / 160	71-370 / 62-264	26 / 28	2 / 3	
Hawaii	35-0	22 / 14	8 / 6	13 / 7	1 / 1	45-217 / 20-52	16-26-0 / 20-37-2	251 / 146	71-468 / 57-198	51 / 1	1 / 3	
Fresno St.	42-18	21 / 19	14 / 7	7 / 12	0 / 0	43-313 / 31-83	9-18-0 / 23-41-2	146 / 225	61-459 / 72-308	113 / 31	0 / 2	
Totals	339-265	208 / 193	94 / 97	95 / 91	19 / 5	335-1820 / 373-1710	180-299-3 / 165-273-10	2215 / 1834	634-4035 / 646-3544	542 / 387	7 / 18	



**2023-24 San Jose St. Football
All-Purpose Yards Game-by-Game
All games**

Player	Total	USC	OSU	CPO	UT	USAFA	Boise	UNM	USU	Hawaii	Fresno
Kairee Robinson	1116	42	DNP	124	61	89	134	189	124	153	200
Quali Conley	842	125	52	60	11	51	34	184	94	121	110
Nick Nash	568	89	40	-3	80	28	99	54	29	86	66
Isaac Jernagin	293	58	18	62	25	35	39	4	40	5	7
Dominick Mazotti	287	DNP	16	38	39	60	25	70	-	26	13
Charles Ross	260	62	8	39	21	47	28	DNP	-	55	-
Malikhi Miller	224	18	24	39	50	14	6	16	14	-	43
Matthew Coleman	211	-	29	95	18	DNP	20	52	-3	-	-
Chevan Cordeiro	201	52	26	22	-28	20	29	7	53	-7	27
Jabari Bates	143	-1	13	9	-	59	7	46	7	3	-
Sam Olson	133	4	60	27	7	DNP	DNP	DNP	6	29	-
Michael Dansby	98	DNP	DNP	-	-	-	-	DNP	DNP	DNP	98
Jay'Vion Cole	66	-	-	-	-	-	-	-	15	51	-
Skylar Loving-Black	41	-	-	-	-	33	8	-	-	-	-
Branden Alvarez	25	-	25	-	-	-	DNP	DNP	DNP	-	-
Kejuan Bullard, Jr.	24	DNP	-	24	-	-	DNP	DNP	-	-	DNP
Jordan Pollard	16	-	-	-	-	-	5	-	11	-	-
Matthew Tago	15	-	-	-	-	-	-	-	-	-	15
DJ Harvey	14	-	-	-	8	1	-	5	-	-	-
Charles Rogers	10	-	-	-	-	-	-	-	10	-	-
Kayden Collins	9	-	-	9	-	DNP	-	DNP	-	-	-
Justin Stearns	7	-	DNP	-	-	-	-	7	-	-	-
Tre Jenkins	6	-	-	-	6	-	-	-	-	-	-
Keynan Higgins	-1	-	-	-	-	-	-	-	-1	-	DNP
Jay Butterfield	-2	DNP	-5	3	DNP	DNP	DNP	-	DNP	-	DNP