

# SAN DIEGO STATE FOOTBALL

Contacts: Jamie McConeghy, Senior Assoc. AD of Communications & Media Relations (jmcconeg@sdsu.edu); Collin Robinson, Asst. Communications Director (crobinson3@sdsu.edu)

## LIVE COVERAGE

TV: truTV / MAX

Ari Wolfe (play-by-play)  
Darius Walker (analyst)  
Jared Greenberg (sideline)  
Bert Bondi (producer)



**Aztecs Radio Network: San Diego Sports 760**

pregame starts two hours before kickoff,

postgame show is one hour

Jon Schaeffer (play-by-play)

Rich Ohrnberger (analyst)

Ben Fletcher (pre, half, post)

J.R. Tolver (pre)



Live Stats: GoAztecs.com

## THE SERIES (complete series info on pg. 8)

Series: First Meeting

Home: 0-0-0, Away: 0-0-0

Snapdragon Stadium: 0-0

Memorial Stadium: 0-0

Longest SDSU Win Streak: n/a

Longest Texas A&M-Commerce Win Streak: n/a

## 2024 SCHEDULE

	<b>Texas A&amp;M - Commerce</b> Sat., Aug. 31   5 p.m. PT   San Diego, Calif.   truTV/MAX
	<b>Oregon State</b> Sat., Sept. 7   7:30 p.m. PT   San Diego, Calif.   CBSSN
	<b>at California</b> Sat., Sept. 14   7:30 p.m. PT   Berkeley, Calif.   ESPN
	<b>at Central Michigan</b> Sat., Sept. 28   TBA   Mount Pleasant, Mich.   TBA
	<b>Hawaii*</b> Sat., Oct. 5   5 p.m. PT   San Diego, Calif.   CBSSN
	<b>at Wyoming*</b> Sat., Oct. 12   1:30 p.m. MT   Laramie, Wyo.   CBSSN
	<b>Washington State</b> Sat., Oct. 26   7:30 p.m. PT   San Diego, Calif.   CBSSN
	<b>at Boise State*</b> Fri., Nov. 1   6 p.m. MT   Boise, Idaho   FS1
	<b>New Mexico*</b> Fri., Nov. 8   7:30 p.m. PT   San Diego, Calif.   FS1
	<b>at UNLV*</b> Sat., Nov. 16   7:30 p.m. PT   Las Vegas, Nev.   CBSSN
	<b>at Utah State*</b> Sat., Nov. 23   1:30 p.m. MT   Logan, Utah   CBSSN
	<b>Air Force*</b> Sat., Nov. 30   TBA   San Diego, Calif.   FOXSN

TOC	Page No.	Roster	16-17
Media Availability	2	2-Deep	18
General Notes	3-12	Season-Opener Records	19
Series History	8	Statistics	20-45
MW / Opponent Info	13	Last Time it Happened	46-48
Coaching Staff	14-15	Snapdragon Records	49-53

## GAME 1

## SAN DIEGO STATE (0-0, 0-0 MW) vs. A&M-COMMERCE (0-0, 0-0 SL)

Saturday, Aug. 31, 2024 ■ 5 p.m. PT ■ San Diego, Calif. ■ Snapdragon Stadium (35,000)



### AZTECS

Head Coach: Sean Lewis  
Record at SDSU: 0-0 (first season)  
Career Record: 24-31 (sixth season)  
Lewis Record vs. TAMUC: 0-0

### LIONS

Head Coach: Clint Dolezel  
Record at TAMUC: 1-9 (second season)  
Career Record: Same  
Dolezel Record vs. SDSU: 0-0



## AZTECS BEGIN SEAN LEWIS ERA ON SATURDAY NIGHT AGAINST TEXAS A&M-COMMERCE

- San Diego State begins its 102nd season of football, 56th at the Division I level and first under the direction of Sean Lewis on Saturday night against Texas A&M-Commerce at Snapdragon Stadium.
- One of the most innovative minds in college football over the past decade, Lewis was named the 19th head coach in the history of the San Diego State football program, as announced on Nov. 29, 2023. Lewis, 38, brings an extensive résumé to The Mesa, serving as head coach at Kent State from 2018-22 before spending the 2023 campaign as offensive coordinator/quarterbacks coach at Colorado under head coach Deion Sanders. He has also witnessed great success as a coordinator/assistant coach in stops at Syracuse (2016-17), Bowling Green (2014-15) and Eastern Illinois (2012-13).
- Last season at Colorado, the Buffaloes were ranked sixth in the country in passing yards per game (330.0) and 39th in scoring (32.1) with Lewis calling the plays. When Lewis stopped calling plays, Colorado dropped to 59th in passing (224.0) and 100th in scoring (20.3).
- In 2021, Kent State set program records in plays (1,052), yards (6,907), first downs (364), rushing yards (3,482) and passing yards (3,425). Additionally, the Golden Flashes ranked third in the country that year in rushing (248.6) and first downs (364), fourth in total offense (495.2) and 30th in scoring (33.0).
- In the COVID-shortened 2020 season, Kent State led the country in scoring (49.8) and total offense (606.5), ranked second in pass efficiency rating (191.2) and third down conversion percentage (56.1), third in rushing (283.0) and fourth down conversion percentage (87.5), and 10th in passing (323.5).
- While at Syracuse, his 2016 offense set or tied 40 program records, including passing yards (3,855), while the 5,290 yards were the second most in school history.
- Lewis also had the fourth-ranked offense (546.8) at Bowling Green in 2015 and the sixth-ranked scoring offense (42.2).
- Last Monday (Aug. 19), true freshman Danny O'Neil was named the starting quarterback for the opener. O'Neil is the first Aztec quarterback in the program's Division I history (since 1969) to enter the season as the starting quarterback. Only two other SDSU true freshmen - Spencer Brinton in 1997 and Nick Bawden in 2014 - have started a game at quarterback in San Diego State's DI history. Six other San Diego State redshirt freshmen have earned a starting nod, including Todd Santos (1984), Kevin O'Connell (2004), Kevin Craft (2006), Ryan Lindley (2008), Christian Chapman (2015) and Carson Baker (2019).
- O'Neil, who joined the Aztecs this past spring, threw for 7,786 yards and 98 touchdowns at Cathedral High School in Indianapolis, while adding 1,326 yards and 27 touchdowns on the ground. Rivals ranked him as the 12th-best quarterback in the 2024 recruiting class.
- Lewis has brought along an impressive coaching staff to The Mesa, including six full-time coaches with previous coordinator experience. Three assistant coaches on the Aztec offensive staff have previous offensive coordinator experience, including pass game coordinator Laneer Sampson (2023 co-offensive coordinator/2022 pass game coordinator at Austin Peay), run game coordinator Mike Schmidt (2023 run game coordinator at Mississippi State, 2022 run game coordinator at Syracuse) and quarterbacks coach Matt Johnson (2023 offensive coordinator at Kent State). Additionally, senior offensive analyst Ryan Lindley was SDSU's offensive coordinator last season.
- Defensively, Eric Schmidt is in his first season as SDSU's defensive coordinator. Schmidt previously spent two seasons at Washington as its special teams coordinator and coach of the EDGE position on defense. Defensive edges coach Rob Aurich (2022-23 defensive coordinator at Idaho, 2018-21 special teams coordinator at South Dakota, 2015-17 defensive coordinator at Bemidji State) also

## COMBINED FB & MBB WINNING PCT. / SINCE 2010

Below is a list of the highest combined football and men's basketball winning pct. (entering 2024-25)

Rk.	School	Pct.
1.	San Diego State	.728
2.	Ohio State	.725
3.	Oregon	.712
4.	Duke	.705
5.	Alabama	.692
6.	Wisconsin	.690
7.	Arizona	.689
8.	Kentucky	.688
9.	Michigan State	.684
10.	Cincinnati	.682

## FBS BOWL APPEARANCES SINCE 2010

Rk.	School	Bowls
1.	Alabama/Boise State+	14
	Clemson/Georgia/Oklahoma	14
	Okahoma State/Wisconsin	14
7.	LSU/Mississippi State	13
	Notre Dame/Ohio State/Oregon	13
12.	San Diego State^	12
	Auburn/Brigham Young	12
	Kansas State/Louisville	12
	Michigan/North Carolina State	12
	Texas A&M/UCF	12
	Virginia Tech/Washington	12

+ - includes two bowl games that were canceled; ^ - SDSU has been bowl eligible in 13 of 14 seasons

## FEWEST PLAYERS IN FINAL YEAR OF ELIGIBILITY WHO BEGAN CAREER AT CURRENT SCHOOL / FBS

Rk.	School	No.
1.	Troy	0
2.	San Diego State^	1
	Colorado	1
4.	Arizona State	3
	Old Dominion	3
5.	Illinois	4
	Nevada	4
	San Jose State	4
	Southern Miss	4
	TCU	4
	Temple	4

^ - Only Aztec is sixth-year defensive lineman Wyatt Draeger

# SAN DIEGO STATE MEDIA AVAILABILITY: TEXAS A&M-COMMERCE

25 SUN	26 MON	27 TUE	28 WED	29 THU	30 FRI	31 SAT
<p><b>Closed Practice</b></p> <p>No media availability.</p>	<p><b>SDSU Media Luncheon</b> 11:15 a.m. - Food arrives 11:30 p.m. - Coach Lewis</p> <p><b>No practice</b></p> <p>No student-athlete availability.</p> <p><i>Game Notes</i> <i>News Conference Video</i> <i>News Conference Quotes</i></p>	<p><b>FINAL MEDIA DAY FOR STUDENT-ATHLETES</b></p> <p><b>8:45-9:15 a.m. - Open Practice</b></p> <p>Open to media who cover SDSU on a regular basis (must contact media relations office).</p> <p><b>11 a.m. - Post-practice availability (only student-athlete request availability for the week; requests due by 9 a.m.):</b></p> <ul style="list-style-type: none"> <li>- Assistant coaches</li> <li>- Selected players</li> </ul> <p><i>Media Scrum Video</i></p>	<p><b>FINAL MEDIA DAY FOR COACHES</b></p> <p><b>8:45-9:15 a.m. - Open Practice</b></p> <p>Open to media who cover SDSU on a regular basis (must contact media relations office).</p> <p><b>11 a.m. - Post-practice availability (requests due by 9 a.m.):</b></p> <ul style="list-style-type: none"> <li>- Head Coach Sean Lewis</li> <li>- Assistant coaches not interviewed on Tuesday</li> </ul> <p><i>Broadcast Flip Card</i></p>	<p><b>Closed Practice</b></p> <p>No media availability.</p> <p><b>6 p.m. - The Sean Lewis Show</b> live on San Diego Sports 760.</p>	<p><b>Closed Practice</b></p> <p>No media availability.</p>	<p>San Diego State vs. Texas A&amp;M - Commerce, 5 p.m. PT on TruTV/MAX</p> <p><b>Postgame News Conference</b> - San Diego State's locker room is closed. Coach Lewis and selected players will be available after a cooling off period. Contact the media relations office for details.</p> <p><i>Live: Game</i> <i>Live: Stats</i> <i>Game Stats</i> <i>Postgame Notes</i> <i>Postgame Quotes</i> <i>News Conference Archive</i> <i>Highlights</i></p>

Items in red are sent out to the media distribution list and/or are available on that day at GoAztecs.com.

## SDSU MEDIA RELATIONS

**Phone:** (619) 594-5547  
**Fax:** (619) 582-6541  
**Overnight Address:**  
 Aztec Athletics Center, Suite 3014  
 5302 55th Street  
 San Diego, CA 92182-4309  
**Website:** GoAztecs.com    **Public Twitter:** GoAztecs  
**Game Notes Twitter:** GoAztecsStats  
**Jamie McConeghy\*** | Senior Assoc. AD/Comm. & Media Relations  
**Office:** (619) 594-3023    **Cell:** (607) 435-5577  
**E-Mail:** jmcconeg@sdsu.edu  
**Collin Robinson\*** | Assistant Communication Director  
**Office:** (619) 594-5548  
**E-Mail:** c Robinson3@sdsu.edu  
**Richard Stern** | Assistant AD - Communications  
**Office:** (619) 594-5548  
**E-Mail:** rstern@sdsu.edu  
**Ben Pearson** | Assistant Communications Director  
**Office:** (619) 594-2576  
**E-Mail:** bpearson@sdsu.edu  
**Jim Solien** | Assistant Media Relations Director  
**Office:** (619) 594-2576  
**E-Mail:** jsolien@sdsu.edu  
**Sam Meyers** | Assistant Communications Director  
**Office:** (619) 594-5242  
**E-Mail:** scmeyers@sdsu.edu  
**Rachel Gonzales%** | Media Relations Coordinator  
**Office:** (619) 594-5547  
**E-Mail:** TBA  
**Andrew Burton** | Coordinator of Multimedia Productions  
**Office:** (619) 594-2428  
**E-Mail:** aburton2@sdsu.edu

## PRACTICE

All practices are closed to both the public and the media with the exception being the first 20 minutes of Tuesday and Wednesday's workouts (media only). Members of the media planning to attend Tuesday or Wednesday's practice will need to email the athletic communications office to be placed on a list to gain access to the practice fields.

Post-practice interview requests should be submitted to the San Diego State athletic communications office no later than 9 a.m. PT on the day of the potential interview. Other interview requests must be made at least 24 hours in advance.

## MONDAY NEWS CONFERENCE

SDSU will hold its news conference on Monday's at 11:30 p.m. PT with the exception of the first week.

Contact the SDSU athletic communications office for more details.

A brief transcript of the weekly media luncheon will be posted on GoAztecs.com. Contact the athletic communications office for additional details.

## THE SEAN LEWIS RADIO SHOW

This season, the Sean Lewis Show will air live weekly on Thursday evenings from 6-7 p.m. PT on San Diego Sports 760.

## VIDEO FOOTAGE OF GAMES

Video highlights and interview footage will once again be available to the media for San Diego State road games (time permitting). For more information contact Jamie McConeghy at (619) 594-3023.

## COLLEGE PRESS BOX.COM

CollegePressBox.com is the official media website for Mountain West football. Access and download weekly game notes, quotes, statistics, media guide headshots, logos and more for the conference and each of its 12 member schools throughout the season. Login information will be distributed by the conference office to accredited media or you can apply for a password by sending an email to password@collegepressbox.com.

\* primary football contacts; % credential requests

- has previous coordinator experience.
- Finally, associate head coach Zac Barton is in his first season as SDSU's special teams coordinator after spending last season at Kansas, where he served as the Jayhawks' special teams analyst. Prior to Kansas, Barton coached the special teams at Kent State from 2018-22 under Lewis.
- The Aztecs have posted a .500 or better overall record and a winning record in Mountain West action in 13 of the past 14 seasons, only failing to do so last year (4-8 overall, 2-6 in MW).
- San Diego State once again plays one of the toughest schedules in the country with seven of its 11 FBS games against teams that made a bowl game in 2023 and three against former Pac-12 teams (hosting Oregon State on Sept. 7, at California on Sept. 14 and hosting Washington State on Oct. 26).
- SDSU returns only two all-Mountain West players from a year ago in Mekhi Shaw (honorable mention at both wide receiver and punt returner) and Kenan Christon (honorable mention at kick returner).
- Gone from San Diego State are second-team honorees TE Mark Redman, OL Cade Bennett, CB Noah Tumblin and P Jack Browning, including the latter two which are vying for spots in NFL camps. Other all-conference performers gone from SDSU are QB Jalen Mayden, LB Zyus Fiaseu and CB Dez Malone. In all, 18 starters are gone from the 2023 squad.
- Joining first-year head coach Sean Lewis are 55 total newcomers (combining scholarships and walk-ons).
- The Aztecs have only player - DL Wyatt Draeger - in his final year of eligibility who began his career at San Diego State. Only Troy (zero) has fewer players in their final year of eligibility who began their career at their current school (see chart on right).
- Overall, the Aztecs have 15 players in their final year of eligibility, which is the fifth fewest in the country. Only Illinois (12), Troy (12), Iowa State (14) and San Jose State (14) have fewer (see chart on right).
- Additionally, SDSU returns only 54 players from a year ago, which ranks as the fourth fewest in the country.
- San Diego State has 44 scholarship newcomers, the sixth most in the nation. The 40 scholarship returnees are tied for the sixth fewest in the country.
- Saturday will be the first meeting between San Diego State and Texas A&M-Commerce.
- The Lions are entering their third year of FCS play this season and play in the Southland Conference.
- SDSU has only played one team from the current makeup of the Southland Conference, defeating Nicholls, 47-0, on Sept. 4, 2010 at Qualcomm Stadium.

**:: FEWEST PLAYERS IN FINAL YEAR OF ELIGIBILITY / FBS**

Rk.	Team	No.
1.	Illinois	12
	Troy	12
3.	Iowa State	14
	San Jose State	14
5.	<b>San Diego State</b>	<b>15</b>

**:: FEWEST RETURNING PLAYERS / FBS**

Rk.	Team	No.
1.	North Texas	46
2.	Colorado	51
3.	San Jose State	53
4.	<b>San Diego State</b>	<b>54</b>
5.	Arizona State	58
	Middle Tennessee	58
	Old Dominion	58
	Temple	58

**:: MOST SCHOLARSHIP NEWCOMERS / FBS**

Rk.	Team	No.
1.	North Texas	54
2.	Colorado	49
3.	Arizona State	49
	Indiana	49
	Troy	49
6.	<b>San Diego State</b>	<b>44</b>

**:: FEWEST SCHOLARSHIP PLAYERS RETURNING / FBS**

Rk.	Team	No.
1.	Colorado	31
	North Texas	31
3.	Arizona State	38
	Indiana	38
	Troy	38
5.	<b>San Diego State</b>	<b>40</b>
	Temple	40

**BEST FBS RECORD SINCE 2015**

Below is a list of the highest winning percentages in the nation for FBS schools since the beginning of the 2015 season. (note: minimum 80 games played as an FBS school; through 2023 season)













Rk.	Team	W	L	Pct.
1.	Alabama	115	12	.906
2.	Ohio State	101	14	.868
3.	Clemson	109	17	.865
4.	Georgia	104	19	.846
5.	Oklahoma	94	24	.797
6.	Michigan	89	25	.781
7.	Notre Dame	87	28	.757
8.	Appalachian State	88	30	.746
9.	Boise State	82	32	.719
10.	LSU	82	33	.713
11.	Washington	79	32	.712
12.	Penn State	81	33	.711
13.	Iowa	81	34	.704
14.	Oklahoma State	82	35	.701
15.	Wisconsin	79	35	.693
16.	Oregon	77	36	.681
	Utah	77	36	.681
18.	Memphis	78	38	.672
19.	<b>San Diego State</b>	<b>76</b>	<b>38</b>	<b>.667</b>
	Toledo	74	37	.667

**CALIFORNIA FBS RECORDS SINCE 2015**

Below is a look at the best records in the state of California since the beginning of the 2015 campaign (through Nov. 19, 2023). BG - indicates number of bowl games the team has participated in since 2015. AP Rk. - indicates current final team ranking in the Associated Press poll.

Rk.	Team	W	L	Pct.	BG	AP Rk.
1.	<b>San Diego State</b>	<b>76</b>	<b>38</b>	<b>.667</b>	<b>7</b>	-
2.	USC	70	41	.631	6	-
3.	Fresno State	62	48	.564	5	-
4.	Stanford	57	51	.528	4	-
5.	UCLA	53	54	.495	5	-
6.	California	49	55	.471	4	-
7.	San José State	44	63	.411	4	-

**2024 SCHEDULE / RESULTS**

Date	Opponent	Site	TV/Stream	Time/Result	Series	Notes
Aug. 31	 <b>Texas A&amp;M-Commerce</b> Lions	San Diego, Calif. Snapdragon Stadium	truTV/MAX	5 p.m. PT	First meeting	Kicks off third season of Snapdragon Stadium; First game of Sean Lewis era
Sept. 7	 <b>Oregon State</b> Beavers	San Diego, Calif. Snapdragon Stadium	CBS Sports Network	7:30 p.m. PT	OSU, 4-2	Aztecs fell, 26-9, at Oregon State in 2023; SDSU in OSU territory 9/11 drives, but 9 pts.
Sept. 14	 <b>at California</b> Bears	Berkeley, Calif. California Memorial Stadium	ESPN	7:30 p.m. PT	Series tied, 4-4	SDSU won last meeting, 45-40, in 2016 in SD; Home team has never lost in series
Sept. 28	 <b>at Central Michigan</b> Chippewas	Mt. Pleasant, Mich. Kelly/Shorts Stadium	TBA	TBA	SDSU, 1-0	Aztecs beat CMU, 48-11, in 2019 NM Bowl; SDSU 16-1-1 all-time vs. current MAC teams
Oct. 5	 <b>Hawai'i</b> Rainbow Warriors	San Diego, Calif. Snapdragon Stadium	CBS Sports Network	5 p.m. PT	SDSU, 25-11-2	SDSU has won 10 of the last 12 in the series; Five of last six have been decided by 1 score
Oct. 12	 <b>at Wyoming</b> Cowboys	Laramie, Wyo. War Memorial Stadium	CBS Sports Network	1:30 p.m. MT	Series tied, 19-19	First meeting since 26-22 SDSU win in 2019; 1st trip to Laramie since winning '16 MW Champ
Oct. 26	 <b>Washington State</b> Cougars	San Diego, Calif. Snapdragon Stadium	CBS Sports Network	7:30 p.m. PT	Series tied, 1-1	Teams last met in 2011 (at SDSU 42, WSU 24); Other meeting was 2007 (at WSU 45, SDSU 17)
Nov. 1	 <b>at Boise State</b> Broncos	Boise, Idaho Snapdragon Stadium	Albertsons Stadium	6 p.m. MT	Boise State, 5-4	SDSU outgained, 85, 439-403, in '23 but lost, 34-31; Longest winning streak in series is two
Nov. 8	 <b>New Mexico</b> Lobos	San Diego, Calif. Snapdragon Stadium	FS1	7:30 p.m. PT	SDSU, 29-15	Aztecs have won nine straight in series; Last loss was Oct. 18, 2008 in Albuquerque
Nov. 16	 <b>at UNLV</b> Rebels	Las Vegas, Nev. Allegiant Stadium	CBS Sports Network	7:30 p.m. PT	SDSU, 22-10	SDSU has won 4 straight in series & 8 of last 9; UNLV made MW championship for 1st time in '23
Nov. 23	 <b>at Utah State</b> Aggies	Logan, Utah Maverik Stadium	CBS Sports Network	1:30 p.m. MT	SDSU, 13-4	SDSU lost, 32-24, in double-overtime in 2023; Aztecs are 5-0 all-time at Utah State
Nov. 30	 <b>Air Force</b> Falcons	San Diego, Calif. Snapdragon Stadium	Fox Sports Networks	TBA	Air Force, 21-18	SDSU won 9 of last 11, but AFA has won last 2; Aztecs have won 5 of last 6 meetings at home

TEXAS A&M-COMMERCE (0-0, 0-0 SL)

<b>Aug. 31</b>	<b>at San Diego State</b>	<b>5 p.m. PT</b>
Sept. 7	at UC Davis	7 p.m. PT
Sept. 14	Grambling	6 p.m. CT
Sept. 21	Sacramento State	6 p.m. CT
Oct. 5	at Southeastern*	6 p.m. CT
Oct. 12	at Northwestern State*	2 p.m. CT
Oct. 19	Lamar*	3:30 p.m. CT
Oct. 26	at Prairie View A&M	2 p.m. CT
Nov. 2	at McNeese*	7 p.m. CT
Nov. 9	Stephen F. Austin	3:30 p.m. CT
Nov. 16	Houston Christian*	1 p.m. CT
Nov. 23	UIW*	1 p.m. CT

TEAM COMPARISON (2023)

(2023 national rankings (out of 130 in parentheses); Texas A&M-Commerce FCS rankings from 2023 are not included because of transition to Division I)

Category	San Diego State	TAMUC
Record	4-8	1-9
Conference	2-6	1-5
Scoring Offense	20.50 (111)	15.90
Scoring Defense	26.75 (69)	32.30
Scoring Differential <sup>^</sup>	-7.45 (99)	n/a
<sup>^</sup> ranking and numbers only include only vs. FBS schools		
Rushing Offense	154.25 (71)	104.40
Passing Offense	171.75 (113)	188.00
Total Offense	326.00 (106)	292.40
Passing Efficiency	121.67 (101)	174.26
Rushing Defense	165.75 (93)	162.00
Passing Defense	241.17 (93)	250.30
Total Defense	406.92 (97)	412.30
Passing Eff. Defense	125.99 (36)	102.48
Net Punting	42.57 (11)	35.98
Punt Returns	8.58 (68)	3.78
Kickoff Returns	20.31 (59)	19.25
Punt Return Def.	3.85 (18)	6.30
Kick Return Def.	21.85 (96)	22.67
Interceptions Thrown	10 (54)	17
Fumbles Lost	7 (56)	6
Passes Intercepted	12 (36)	15
Fumbles Recovered	6 (76)	7
Turnovers Lost	17 (47)	23
Turnovers Gained	18 (56)	22
Turnover Margin	+0.08 (54)	-0.10
Sacks	1.50 (114)	2.50
Tackles for Loss	4.00 (127)	8.10
Sacks Allowed	2.00 (60)	2.30
TFL Allowed	5.33 (55)	2.73
First Downs Off.	206 (113)	157
First Downs Def.	252 (62)	226
3rd Down Conv. %	35.26 (102)	33.56
4th Down Conv. %	56.52 (51)	38.89
3D Conv. % Def.	41.45 (92)	40.30
4D Conv. % Def.	52.94 (72)	45.83
Fewest Penalties	4.92 (25)	8.20
Fewest Penalty Yds.	44.00 (34)	75.70
Red Zone Offense	78.38 (100)	60.00
Red Zone Defense	89.74 (113)	77.78
Time of Possession	32:40 (10)	29:30

- San Diego State is 54-42-5 all-time in season openers, including a 46-17-4 record in home season opening games. San Diego State, which is 26-8 in season openers played at home in the Division I era, has won eight of its last nine home openers.
- SDSU has five double-digit win seasons since 2015.

PROGRAM-AT-A-GLANCE

- SDSU's 73.1 combined winning percentage in football and men's basketball since the fall of 2010 ranks second in the country behind Ohio State (73.4). The top 5 are Ohio State (73.4), San Diego State (73.1), Oregon (71.5), Duke (70.1) and Wisconsin (69.5).
- Since the start of the 2015 campaign, San Diego State ranks 20th in the country with a 66.7 winning percentage (76-38)
- SDSU had five double-digit victory seasons from 2015-21. Only eight schools in the nation can say that - San Diego State, Alabama, Appalachian State, Clemson, Georgia, Notre Dame, Ohio State and Oklahoma.
- San Diego State posted 13 consecutive seasons with at least a .500 record until this year. That was tied for the sixth-longest streak nationally and was the longest streak among Pacific Time Zone teams.
- The Aztecs have played in 12 bowl games since 2010, tied for the 13th most in the country. The only teams with more bowl appearances since 2010 other than SDSU are Alabama, Boise State, Clemson, Georgia, LSU, Mississippi State, Notre Dame, Ohio State, Oklahoma, Oklahoma State, Oregon and Wisconsin.
- Since the start of the 2019 campaign, San Diego State is 27-13 in games decided by seven or more points.
- The Aztecs are 26-14 in their last 40 games decided by one score.
- San Diego State is 49-23 (.681) in its last 72 regular-season games against Mountain West opponents.
- SDSU's defensive rankings since 2014: T-1st in interceptions (155), T-5th in turnovers forced (224), 7th in total defense (321.4) and 9th in scoring (19.6)
- Since the start of the 2015 season, San Diego State has 14 kickoff returns for touchdowns, the most in the country over that span.
- The Aztecs also have five 100-yard kickoff return touchdowns since 2015, tied for the second most in the nation over that span.

TRENDING

Searching for the formula to a San Diego State victory? Look no further.

OFFENSIVE KEYS

- San Diego State is 56-2 the last 58 times it has rushed for 200 yards. The Aztecs surpassed 200 yards twice last season.
- The Aztecs are 85-21 since 2011 when committing one turnover or less, something SDSU has done in 43 of its last 60 games.
- SDSU has an advantage in time of possession in 39 of the last 59 games. Since 2011, the Aztecs are 36-8 when possessing the football for at least 35 minutes.

DEFENSIVE KEYS

- The Aztecs are 71-5 since 2011 when holding the opposition to 17 points or less. SDSU has held 28 of its last 56 opponents to 17 points or less.
- San Diego State has won 23 of its last 27 games when forcing at least two turnovers (SDSU's 17-game winning streak came to an end on Sept. 3, 2022 vs. Arizona) and 33 straight games when forcing at least three turnovers (3-0 last season).
- San Diego State is 76-6 in its Division I history when owning at least a plus-3 turnover advantage, something it did once last year (at Hawai'i on Oct. 14).
- The Aztecs are 33-10 since 2011 when allowing less than 150 passing yards.
- San Diego State is 61-8 the last 69 times it has held the opposition to a 33.3 percent or less mark on third down.
- Since 2009, San Diego State's record broken down by opponent passing efficiency: less than 110: 69-11; between 110-150: 44-28; greater than 150: 8-31.
- Since the start of the 2015 campaign, SDSU is 47-5 when holding its opponent to a passing efficiency rating of below 110. SDSU did that in five of 13 games in 2022 and four of 12 games last year.

SPECIAL TEAMS / OVERALL TRENDS

- The Aztecs are 50-3 the last 53 times when owning a turnover advantage.
- San Diego State had won 17 straight games when committing fewer turnovers than its opponent before falling at No. 16/17 Oregon State on Sept. 16, 2023 with a plus-1 advantage (streak started on Nov. 30, 2019 vs. Brigham Young). The Aztecs have now won 25 of the last 28 games when winning the turnover battle.
- San Diego State is 34-8 the last 42 times it has an advantage in field position.
- Since the start of the 2015 season, San Diego State has 14 kickoff returns for touchdowns, the most in FBS play over that time. To put that stat into perspective, 10 other teams have played at least 60 games over that span and do not have a single kick return touchdown.
- Since the start of the 2020 season, San Diego State has 15 non-offensive touchdowns, tied with Baylor, Louisiana, Mississippi State and Utah for the 11th most in the country over that span, trailing only Alabama (18), Notre Dame (18), Houston (17), Iowa (17), Kentucky (17), Middle Tennessee State (17), Pittsburgh (17), Ohio State (16), TCU (16) and Western Kentucky (16).
- The Aztecs have 11 non-offensive touchdowns since the start of the 2021 season. Only 12 schools have more non-offensive touchdowns over that span, including Middle Tennessee State (15), Pittsburgh (15), Notre Dame (15), Iowa (14), Kentucky (14), Alabama (13), Arkansas State (13), Houston (13), Ohio State (13), Western Kentucky (13), Texas A&M (12) and Utah (12). Over that span, SDSU has four blocked punt returns for touchdowns, three interception returns for touchdowns, two kickoff returns for a touchdown, a fumble recovery for a touchdown and one punt return for a touchdown.
- SDSU has won 36 of its last 38 games leading after three quarters (30-game winning streak was snapped at Fresno State on Oct. 29, 2022).

**BULLET NOTES - OFFENSE**

- Sean Lewis is in his first season at San Diego State. One of the most innovative minds in college football over the past decade, Lewis was named the 19th head coach in the history of the San Diego State football program on Nov. 29, 2023. Lewis, 38, brings an extensive résumé to The Mesa, serving as head coach at Kent State from 2018-22 before spending the 2023 campaign as offensive coordinator/quarterbacks coach at Colorado under head coach Deion Sanders. He has also witnessed great success as a coordinator/assistant coach in stops at Syracuse (2016-17), Bowling Green (2014-15) and Eastern Illinois (2012-13). Colorado ranked sixth in the country in passing offense (330.0) last season when Lewis was calling plays and 39th in scoring (32.1). In 2021, Kent State set program records in plays (1,052), yards (6,907), first downs (364), rushing yards (3,482) and passing yards (3,425). In 2020, Kent State ranked first in scoring (49.8) and total offense (606.5), second in pass efficiency rating (191.2) and third down conversion percentage (56.1), third in rushing (283.0) and fourth down conversion percentage (87.5), and 10th in passing (323.5).
- Three other assistant coaches on the Aztec offensive staff have previous offensive coordinator experience, including pass game coordinator Laneer Sampson (2023 co-offensive coordinator/2022 pass game coordinator at Austin Peay), run game coordinator Mike Schmidt (2023 run game coordinator at Mississippi State, 2022 run game coordinator at Syracuse) and quarterbacks coach Matt Johnson (2023 offensive coordinator at Kent State). Additionally, senior offensive analyst Ryan Lindley was SDSU's offensive coordinator last season.
- San Diego State returns four starters on offense this season, including left guard Myles Murao, right guard Ross Ulugalu-Maseuli, running back Kenan Christon and wide receiver Mekhi Shaw.

**OFFENSIVE NUMBERS**

- San Diego State is 65-16 since 2015 when scoring just 20 or more points (4-2 in 2023).
- **The Aztecs are 50-5 the last 55 times they have scored at least 30 points.** SDSU won 13 straight games when scoring at least 30 points before falling, 34-31, to Boise State on Sept. 22, 2023 (3-1 in 2023).
- **SDSU has won 20 straight games when scoring 40 points.**
- SDSU is 29-6 since 2011 when having at least 36 minutes of time of possession.
- **San Diego State has won 10 straight games when not committing a turnover.**
- Since the beginning of 2014, SDSU is 69-19 when committing one turnover or less (13 straight win streak was snapped at Boise State on Sept. 30, 2022) and 14-25 when having two or more turnovers in the game.
- San Diego State has one turnover or less in 43 of its last 60 games and in 61 of its last 87 games.
- SDSU is 58-16 in its last 74 games when owning an edge in time of possession (3-5 last season).
- San Diego State had its 17-game winning streak at No. 16/17 Oregon State on Sept. 16, 2023 snapped when winning the turnover battle. **The Aztecs have won 19 of their last 21 games when committing fewer turnovers than their opponent.**
- San Diego State (57) had more than twice as many points off turnover as its opponents (24) in 2023 with one fewer turnovers (17 for SDSU, 19 for SDSU opponents).
- San Diego State scored 21 points in the fourth quarter in the Hawai'i game on Oct. 14, 2023, tied for its second-most points in a fourth quarter since at least 2000. Only a 22-point fourth quarter in a 34-30 victory at San Jose State on Nov. 9, 2013 were there more fourth-quarter points by San Diego State since at least 2000.
- The 75 points combined in the Hawai'i game (W, 41-34) were the most combined in a SDSU game since a 42-35 loss (77 total points) to Army West Point in the 2017 Armed Forces Bowl.
- The 75 points were the most combined in an Aztec win since a 45-40 victory (85 total points) vs. California on Sept. 10, 2016.
- SDSU was shut out against Nevada on Oct. 21, 2023 for the first time since a 27-0 loss to Ohio in the 2018 Frisco Bowl (Dec. 19).
- The Aztecs have been shut out just twice in the last 217 games (streak started on Nov. 25, 2006).
- The six combined points vs. Nevada on Oct. 21, 2023 (L, 6-0) are tied for the fewest in an Aztec game in their Division I history (since 1969) (also a 6-0 win over Weber State on Aug. 31, 2019) and are the fewest in any SDSU game featuring two FBS teams.
- The 446 combined yards for San Diego State and Nevada were the fewest in an Aztec game since SDSU and Colorado totaled 427 on Nov. 28, 2020 (Colorado won, 20-10).
- SDSU scored a touchdown on its opening drive at San Jose State on Nov. 18, 2023 for the first time since Nov. 18, 2022 at New Mexico. San Diego State had just two field goals in its first 10 opening drives of the season heading into the Spartan game.
- The Aztecs started six different offensive line combinations in 12 games last season.

**RUSHING OFFENSE**

- **San Diego State is 56-2 the last 58 times it has rushed for at least 200 yards (2-0 in 2023) and is 53-1 in its last 54 regular-season games when rushing for 200-plus yards.**
- **The Aztecs have won 15 straight games when rushing for at least 200 yards.**
- San Diego State has a 100-yard rusher in 51 of the last 114 games since 2015 (63, 100-yard rushers total).
- San Diego State had two 100-yard rushers at New Mexico State (Jordan Byrd - 118 and Chance Bell - 116) on Sept. 14, 2019 for the 30th time in program history. The Aztecs are 29-1 in those occasions, including a 19-game win streak.
- The Aztecs ran for 302 yards against Idaho State on Sept. 2, 2023, their most since running for 380 against the same Idaho State team on Sept. 10, 2022.
- SDSU is now 33-1 in its Division I era (since 1969) when rushing for at least 300 yards in a game.
- San Diego State outrushed Idaho State by 268 yards, its largest margin since outrushing the same Bengal team by 300 yards on Sept. 10, 2022.
- SDSU's rushing average last season by down - 1st: 4.4, 2nd: 3.9; 3rd: 3.6 and 4th: 3.8.
- San Diego State's rushing average this season by quarter - 1st: 4.0; 2nd: 3.9; 3rd: 4.0 and 4th: 4.3 - and by half - 1st: 4.0 and 2nd: 4.2.
- **RB Marquez Cooper enters 2024 as the active leader in FBS play in both rushing yards (3,856) and rushing touchdowns (33).**
- **Cooper's 3,856 rushing yards would rank third in SDSU program history, just ahead of Rashaad Penny (3,656**

**SDSU IN THE RANKINGS (2023)**

Category	Pct./No.	NCAA	MW
Rushing Offense	154.25	971	8
Passing Offense	171.75	113	10
Total Offense	326.00	106	11
Scoring Offense	20.50	111	11
Passing Efficiency	121.67	101	11
Rushing Defense	165.75	93	5
Passing Defense	241.17	93	8
Total Defense	406.92	97	7
Scoring Defense	26.75	69	6
Passing Efficiency Defense	125.99	36	3
<b>Net Punting</b>	<b>42.57</b>	<b>11</b>	<b>2</b>
Kickoff Returns	20.31	59	4
Punt Returns	8.58	68	7
Kickoff Return Yardage Def.	21.85	96	9
<b>Punt Return Yardage Def.</b>	<b>3.85</b>	<b>18</b>	<b>2</b>
Interceptions Thrown	10	54	4
Fumbles Lost	7	56	6
Passes Intercepted	12	36	3
Fumbles Recovered	6	76	8
Turnovers Lost	17	47	5
Turnovers Gained	18	56	8
Turnover Margin	+0.08	54	5
Sacks	1.50	114	10
Tackles for Loss	4.00	127	11
Sacks Allowed	2.00	60	7
Tackles for Loss Allowed	4.33	55	7
First Downs	206	113	11
Opponent First Downs	252	62	3
3rd Down Conversion Pct.	35.26	102	11
4th Down Conversion Pct.	56.52	51	6
3rd Down Defense	41.45	92	6
4th Down Defense	52.94	72	6
<b>Fewest Penalties</b>	<b>4.92</b>	<b>25</b>	<b>5</b>
Fewest Yards Penalized	44.00	34	5
Red Zone Offense	78.38	100	11
Red Zone Defense	89.74	113	10
<b>Time of Possession</b>	<b>32:40</b>	<b>10</b>	<b>2</b>
Field Goal Percentage	73.08	74	9
<b>PAT Percentage</b>	<b>100.00</b>	<b>1</b>	<b>1</b>
Winning Percentage	33.33	95	10

*Red indicates top 25 in FBS or Mountain West leader*

**MOST STARTS / CONSECUTIVE STARTS**

Most Starts	Starts
Tyler Pastula, P	45
Ryan Wintermeyer, LS	39
Marquez Cooper, RB	32
Nate Bennett, WR	31
Marlem Louis, EDGE	27
Nate Williams, OL	27

Consecutive Starts	Streak
Tyler Pastula, P	45
Marquez Cooper, RB	42
Ryan Wintermeyer, LS	39
Nate Williams, OL	24
Kyle Moretti, LB	22
Bryce Phillips, CB	22

## SDSU INDIVIDUAL RANKINGS (2023)

(Current players only; Top 75 NCAA; Top 10 MW)

Player	Category	Pct./No.	NCAA Rk.	MW Rk.
Jaylon Armstead	Rushing TDs	8	T-75	T-10
Eric Butler	Blk. Kicks PG	0.2	T-4	1
	Blocked Kicks	2	T-4	T-1
Kenan Christon	KR Avg.	22.1	34	2
	Total KR	15	T-56	6
	Total KR Yds.	331	63	5
	KR/PR Yds.	331	T-74	6
Marquez Cooper	Rush APG	18.9	12	n/a
	Total Rush Att.	227	16	n/a
	Total AP Plays	245	22	n/a
	Rushing YPG	86.9	36	n/a
	Total Rush Yds.	1,043	41	n/a
	AP YPG	100.5	T-69	n/a
	Total AP Yds.	1,206	70	n/a
Deshawn McCuin	INT Yds.	70	T-56	7
Mekhi Shaw	PR Avg.	7.2	33	3
	Total PR	14	T-48	4
	Total PR Yds.	101	T-61	7

*Red indicates top 25 in FBS or Mountain West leader*

from 2014-17) and only behind Donnel Pumphrey (6,405 from 2013-16) and Marshall Faulk (4,589 from 1991-93).

- **Cooper's 33 rushing touchdowns, meanwhile, would rank eighth all-time at SDSU.**
- **Cooper has three career 1,000-yard seasons, including 1,080 and 1,331 while at Kent State in 2021 and 2022, respectively, and 1,043 last year at Ball State.**
- **Cooper's rushing yards per game ranks in FBS over the last three seasons: 42nd in 2021 (86.1), 17th in 2022 (110.5) and 36th in 2023 (86.9).**
- **Cooper has 17 career 100-yard rushing games, including 13 at Kent State (five in 2022, seven in 2021 and one in 2020) and four at Ball State last year.**
- **The 17 career 100-yard rushing games would rank third all-time at San Diego State, only trailing Pumphrey's 33 from 2013-16 and Faulk's 23 from 1991-93.**
  - **Cooper's 33 overall touchdowns would rank ninth all-time at SDSU.**
- **RB Jaylon Armstead broke 100 yards rushing with 134 yards and a touchdown on 21 carries (6.4 avg.) at San Jose State on Nov. 18, 2023. He became the 83rd Aztec in program history with a 100-yard rushing game.**
- **Armstead tied for eighth in the Mountain West last year in rushing touchdowns (8, T-75th in FBS).**
- **Armstead ranked fifth in the Mountain West in rushing yards per attempt (6.02, T-48th in MW) in 2022.**
- **Armstead ran for 96 yards against Idaho State on Sept. 10, 2022 on just five carries. The 19.2 average was the second-highest by an Aztec since at least 1996 (min. 5 att.), trailing only Rashaad Penny's 20.8 average at Nevada on Nov. 12, 2006.**
- **Armstead's 19.2 average against Idaho State in the 2022 meeting was also the eighth-highest average in a FBS game in 2022 (min. 5 att.).**
- **RB Kenan Christon ran for 102 yards and a touchdown on just 10 carries (10.2 avg.) at New Mexico on Nov. 18, 2022. It was his second career 100-yard rushing game and first since rushing for 103 in his first college game at USC against Arizona on Oct. 19, 2019. He became the 81st Aztec with a 100-yard rushing game. He also became the first Aztec since Rashaad Penny against Army West Point on Dec. 23, 2017 and just the third Aztec overall since 2000 (has now happened eight times overall) to average at least 10 yards per carry on at least 10 attempts.**

## PASSING OFFENSE

- **Since the start of the 2015 season, San Diego State has thrown 60 interceptions, tied with Army West Point for the third-fewest picks in the nation over that span behind option teams Navy's 46 (min. 75 GP) and Air Force's 52. In contrast, Purdue has thrown 123 interceptions over that span, which is the most since 2015.**
- **SDSU has won five of its last six games when throwing for at least 300 yards.**
- **Against Utah State on Nov. 4, 2023, San Diego State had its most completions (26) since having 33 against Fresno State on Nov. 15, 2019.**
- **Jalen Mayden earned honorable mention from the Mountain West coaches and media in 2022 and 2023, becoming the first Aztec quarterback since Ryan Lindley in 2010 (second team) to earn all-MW honors.**
- **WR Mekhi Shaw became the 90th different Aztec in program history with a 100-yard receiving game with then career highs of six catches, 120 yards and two touchdowns at New Mexico on Nov. 18, 2022.**
- **Shaw had another 100-yard game at Hawai'i on Oct. 14, 2023 at Hawai'i with career highs of seven catches and 126 receiving yards, while adding a touchdown. Also had a career-long 69-yard catch.**
- **WR Baylin Brooks had a breakout game against Boise State on Sept. 22, setting career highs in receptions (5) and receiving yards (117), while logging his first career touchdown. He became the first Aztec true freshman with at least 100 receiving yards in nearly 29 years since Az Hakim had 143 at Wyoming on Oct. 22, 1994 and just the fourth in SDSU's Division I history (since 1969). Brooks became SDSU's first 100-yard receiver since Mekhi Shaw had 120 at New Mexico on Nov. 18, 2022 and the 92nd different Aztec with a 100-yard receiving game. The 117 yards were tied for the sixth most in the country last year among true freshmen.**
- **RB Kenan Christon caught eight passes for 76 yards and a touchdown against Utah State on Nov. 4. The eight catches were the most by an Aztec running back since Brandon Sullivan had nine against Cal Poly on Aug. 30, 2008. The eight receptions were also tied for the fourth most in a game this season among running backs.**
- **Against Ohio on Aug. 26, 2023, the Aztecs did not allow a sack in a season opener for the first time since Sept. 3, 2011 against Cal Poly, the final season of current offensive coordinator Ryan Lindley's college career at SDSU.**

## BULLET NOTES - DEFENSE

- **Eric Schmidt is in his first season as SDSU's defensive coordinator. Schmidt previously spent two seasons at Washington as its special teams coordinator and coach of the EDGE position on defense. In 2023, Schmidt helped take the Huskies into the College Football Playoff semifinal as the No. 2 seed following a perfect 12-0 regular season and a PAC-12 Championship victory over Oregon. Statistically, the Huskies led the Pac-12 in interceptions (5) and punt return defense (1.83), ranked third in team passing efficiency defense (122.64), and fifth in turnovers gained (18).**
- **Defensive edges coach Rob Aurich (2022-23 defensive coordinator at Idaho, 2018-21 special teams coordinator at South Dakota, 2015-17 defensive coordinator at Bemidji State) also has previous coordinator experience.**
- **San Diego State returns two starters on defense in defensive tackle Tupu Alualu and weakside linebacker Cody Moon.**

## DEFENSIVE NUMBERS

- **Since 2014, SDSU ranks in a tie for first in the country in interceptions (155), a tie for sixth in turnovers forced (224), seventh in total defense (321.5), and ninth in scoring defense (19.6).**
- **San Diego State has held its opponent to single digits 21 times time since 2015 (114 games) and to 10 or less points 31 times over that span.**
- **The Aztecs have allowed just 1,094 points over the last 218 quarters (5.02 points per quarter) (does not include overtime periods).**

- **SDSU has allowed just 1,168 points over the last 60 games (19.5 ppg).**
- San Diego State held its opponent scoreless on its opening drive eight times last year in 12 games with six three-and-outs, 16 times in 25 games since 2022, 28 times in 38 games since 2021 and 82 times since 2015 (114 games).
- The Aztecs played eight straight first quarters without allowing a touchdown until giving up one on Nov. 25, 2023 against Fresno State.
- **SDSU has gone 15 straight games without allowing more than seven points in the first quarter and have allowed seven or fewer points in 23 of the last 24 first quarters.**
- San Diego State held an opponent without a first-half touchdown in three games last season (Aug. 26 vs. Ohio, Oct. 21 vs. Nevada and Nov. 4 vs. Utah State). SDSU has held seven of its last 22 opponents without a touchdown in the first half.
- Last year opponents had 139 drives where they tried to score on SDSU and the Aztecs forced three-and-outs (or less) in 38 of those drives (27.3 pct.). San Diego State averaged 3.17 three-and-outs per game.
- San Diego State forced 18 turnovers (12 interceptions, six fumble recoveries) last season, tied for the 56th most in the country.
- **SDSU opponents were just 9-for-25 against the Aztecs last year on third down in the red zone.**
- **San Diego State's opponents started in SDSU's territory 10 times last season and had just 10 points (a touchdown by Boise State on Sept. 22 and a field goal at Colorado State on Nov. 11) (excluding overtime periods).**
- The Aztecs recovered three fumbles at Hawai'i on Oct. 14, 2023 for the first time since Oct. 23, 2015 vs. Utah State.
- SDSU logged season highs of five sacks and 12 tackles for loss against Utah State on Nov. 4, 2023. The five sacks were equal to San Diego State's total from the previous five games, while the 12 TFLs were equal to the Aztec total from the previous three games.
- SDSU played San Jose State in the midst of the Spartans' four-game winning streak on Nov. 25, 2023, where it was outscoring the opposition, 171-63, (42.8-15.8), while averaging 457.0 yards, including 260.0 rushing yards and 197.0 passing yards. Against SJSU on Nov. 18, SDSU held SJSU to 24 points, 355 yards, 181 rushing yards and 174 passing yards.
- LB **Cody Moon** was named the Mountain West Defensive Player of the Week on Aug. 28, 2023 for his play in the Aug. 26 opener against Ohio. Moon had a team-high 12 tackles (seven solo) in his first game as an Aztec after playing at New Mexico the past two seasons. The 12 tackles were two more than the next two Aztecs combined. It was his fifth career double-digit tackle game (now has six) and third over a four-game stretch.
- S **Josh Hunter** had 15 tackles at Colorado State on Nov. 11, 2023, the most by an Aztec since Kyahva Tezino had 15 at Fresno State on Nov. 17, 2018 and matched the most since Tezino recorded 17 in the 2017 Armed Forces Bowl. Hunter entered the game with 17 tackles this season and 18 for his career.
- LB **Kyle Moretti** led Central Michigan in tackles (65) and sacks (2.0) a year ago. In the Mid-American Conference, he ranked 10th in sacks and 12th in tackles.
- EDGE **Marlem Louis** ranked tied for fifth in FCS last year while at Richmond in forced fumbles (4) and 10th in forced fumbles per game (0.31).

#### RUSHING DEFENSE

- Opponents rushed 402 times last season with only 15 attempts longer than 20 yards (3.7 pct.). Four of those 14 20-yard runs came in the second half at San Jose State on Nov. 18.
- **Over the past three seasons since 2021, opponents have rushed 1,252 times with only 34 attempts longer than 20 yards (2.7 pct.).**
- Opponent rush average last year vs. SDSU by down: 1st - 4.9; 2nd - 5.0; 3rd - 5.5; 4th - 2.9.
- Opponent rush average last year vs. SDSU by quarter: 1st - 4.9; 2nd - 6.2; 3rd - 3.5; 4th - 4.9 - and by half: 1st - 5.7; 2nd - 4.2.

#### PASSING DEFENSE

- **SDSU's 155 interceptions since the 2014 season are tied for the most in the country over that span while its 15 interceptions returned for a touchdown rank in a tie for 18th.**
- San Diego State ranked in tie for 36th in the country last season with 12 interceptions.
- The 12 Aztec interceptions came from eight different players.
- SDSU held Nevada to just 98 passing yards on Oct. 21, 2023, the fewest allowed by the Aztecs against a non-option team since allowing 41 at New Mexico on Nov. 3, 2018.
- S **Deshawn McQuin** tied for 11th in FBS in interceptions returned for a touchdown (1, T-2nd in MW) last year and tied for 55th in interception yards (70, 7th in MW).
- CB **Bennett Walker** had three interceptions last year at Eastern Michigan, which led the team and tied for fifth in the MAC.
- Newcomer EDGE **Marlem Louis** tied for 20th in FBS last year in solo sacks (7) while at Richmond, as well as tied for 21st in sack yards (54), tied for 27th in sacks (7.5) and 47th in sacks per game (0.58).
- EDGE **Ezekiel Larry** ranked 25th in FCS in sack yards (52) a year ago at Yale, while also tying for 29th in sacks per game (0.67) and tying for 30th in solo sacks (6).
- S **Daleean Staley** (Northern Iowa) tied for 33rd in FCS in 2023 with three interceptions.
- Newcomer CB **Bryce Phillips** tied for 38th in FCS play last year in pass breakups (8) while at Tennessee State.

#### BULLET NOTES - SPECIAL TEAMS

- Associate head coach **Zac Barton** is in his first season as SDSU's special teams coordinator. Barton joined San Diego State after spending last season at Kansas, where he served as the Jayhawks' special teams analyst. In his lone season at KU, the Jayhawks ranked seventh in FBS in special teams grading according to Pro Football Focus, grading just behind CFP playoff teams Alabama, Texas, and Washington. Kansas would go on to earn a selection into the 2023 Guaranteed Rate Bowl to cap off an 8-4 regular season, their best regular season record since 2007. Prior to Kansas, Barton coached the special teams at Kent State from 2018-22 under head coach Sean Lewis and helped the Golden Flashes' special teams unit to new heights.
- Special teams have long been a key to San Diego State's success. The Aztecs have won five of the nine Mountain West Special Teams Player of the Year awards issued since 2015. Those five include three kick returners (Rashaad Penny from 2015-17), two punters

#### SDSU UNDER SEAN LEWIS

Category	SDSU			
	2023	Streak	Lewis Era	Streak
Overall Record	4-8	W1	0-0	n/a
Mountain West Record	2-6	W1	0-0	n/a
Home Record	3-4	W1	0-0	n/a
Road Record	1-4	L2	0-0	n/a
Neutral Record	0-0	L1	0-0	n/a
Overtime	0-1	L1	0-0	n/a
Gms Dec. by 3 Pts or Less	0-1	L2	0-0	n/a
Gms Dec. by 8 Pts or Less	3-4	L3	0-0	n/a

#### SCORING

Scoring - first to score	2-4	L2	0-0	n/a
Leading - after 1 qtr	2-2	L1	0-0	n/a
Leading - at halftime	4-1	W1	0-0	n/a
Leading - after 3 qtr	3-0	W3	0-0	n/a
Scoring - 20 or more points	4-2	W1	0-0	n/a
Scoring - 30 or more points	3-1	W2	0-0	n/a
Scoring - 40 or more points	1-0	W20	0-0	n/a

#### OFFENSE

Total Offense - 500+ yds	0-0	W5	0-0	n/a
Total Offense - 400+ yds	1-1	W1	0-0	n/a
Passing - 300+ yds	0-0	L1	0-0	n/a1
Rushing - 200+ yds	2-0	W14	0-0	n/a
First Downs - 20+	1-1	W1	0-0	n/a
3rd Down Conv. - 50 pct.+	0-1	L2	0-0	n/a
No Turnovers	1-0	W10	0-0	n/a
Turnovers - 1 or fewer	3-5	W1	0-0	n/a
Turnovers - 2 or fewer	3-7	W1	0-0	n/a
Field Position - 30 or better	4-3	W1	0-0	n/a
Field Position - 25 or better	4-7	W1	0-0	n/a
Play Call - 50 pct.+ rushing	4-7	W1	0-0	n/a

#### DEFENSE

Allowing 24 points or less	2-3	W1	0-0	n/a
Allowing 17 points or less	1-1	L1	0-0	n/a
Total Offense - <=300 yds.	0-1	L3	0-0	n/a
Passing - <= 150 yds.	0-1	L2	0-0	n/a
Rushing - <= 100 yds	2-0	W2	0-0	n/a
First Downs - <= 15	0-0	L2	0-0	n/a
3rd Down Conv. - <= 33 pct.	1-1	W1	0-0	n/a
Turnovers - forced 2 or more	3-3	L1	0-0	n/a
Turnovers - forced 3 or more	3-0	W33	0-0	n/a
Field Position - <=25	2-4	W1	0-0	n/a
Field Position - <=20	0-0	W3	0-0	n/a
Defense Scores Points	1-0	W4	0-0	n/a

#### COMPARISON

SDSU more rushing yards	4-2	W1	0-0	n/a
SDSU more return yards	3-5	L2	0-0	n/a
SDSU fewer turnovers	3-2	W1	0-0	n/a
SDSU same turnovers	1-0	W3	0-0	n/a
SDSU more turnovers	0-6	L10	0-0	n/a
SDSU more Time of Poss.	3-5	W1	0-0	n/a
SDSU more 1st D. and ToP	1-1	W1	0-0	n/a
SDSU better Avg. Field Pos	4-5	W1	0-0	n/a
SDSU adv. in TO and AFP	3-2	W1	0-0	n/a
SDSU ST (KR/PR) Score	0-0	W6	0-0	n/a

#### INDIVIDUAL

Rusher - 100+ Yards	1-1	L1	10-0	n/a
Multiple - 100+ Yards	0-0	W19	0-0	n/a
Passer - 300+ Yards	0-0	L1	0-0	n/a
Receiver - 100+ Yards	1-1	W1	0-0	n/a
100+ Rusher, 300+ Passer	0-0	W2	0-0	n/a



**Texas A&M - Commerce**  
Aug. 31  
5 p.m. PT



**Oregon State**  
Sept. 7  
7:30 p.m. PT



**at California**  
Sept. 14  
7:30 p.m. PT



**at Central Michigan**  
Sept. 28  
TBA




**Hawaii\***  
Oct. 5  
5 p.m. PT




**at Wyoming\***  
Oct. 12  
1:30 p.m. MT



**Washington State\***  
Oct. 26  
7:30 p.m. PT



**at Boise State\***  
Nov. 1  
6 p.m. MT



**New Mexico\***  
Nov. 8  
7:30 p.m. PT



**at UNLV\***  
Nov. 16  
7:30 p.m. PT



**at Utah St.\***  
Nov. 23  
1:30 p.m. MT



**Air Force\***  
Nov. 30  
TBA

**SAN DIEGO STATE-TEXAS A&M COMMERCE SERIES**

**Series:** First Meeting  
**Home:** 0-0-0, **Away:** 0-0-0  
**Snapdragon Stadium:** 0-0  
**Memorial Stadium:** 0-0  
**Longest SDSU Win Streak:** n/a  
**Longest TAMUC Win Streak:** n/a

**AGAINST THE SOUTHLAND CONFERENCE**

- San Diego State has played a current Southland Conference school just once in program history, winning 47-0 victory over Nicholls State on Sept. 4, 2010 at Qualcomm Stadium.
- The win was the first of a nine-win season and began a stretch of 13 consecutive seasons with a winning percentage of .500 or better for the Aztecs — 12 of which resulted in bowl game appearances.
- Current senior offensive analyst Ryan Lindley was the starting quarterback that game, completing 17-of-26 passes for 303 yards and two touchdowns. He would go on to earn a share of the league's offensive player of the year award and a second team all-MW selection that season.
- The Aztecs have only had one game with a larger margin of victory since defeating Nicholls State — their 55-0 win over Hawai'i on Nov. 5, 2016.

**RECENT MEETINGS AGAINST FCS PROGRAMS**

Below is a look at San Diego State recent games against FCS schools.

Date	Opponent	Location - Stadium	Result
S.2.23	Idaho State	H - Snapdragon	W 36-28
S.10.22	Idaho State	H - Snapdragon	W 38-7
S.25.21	Towson	H - Dignity Health	W 48-21
A.31.19	Weber State	H - SDCCU	W 6-0
S.8.18	Sacramento State	H - SDCCU	W 28-14
S.2.17	UC Davis	H - San Diego	W 38-17
S.3.16	New Hampshire	H - Qualcomm	W 31-0
S.5.15	San Diego	H - Qualcomm	W 37-3
A.30.14	Northern Arizona	H - Qualcomm	W 38-7
A.31.13	Eastern Illinois	H - Qualcomm	L 19-40
S.15.12	North Dakota	H - Qualcomm	W 49-41
S.3.11	Cal Poly	H - Qualcomm	W 49-21
S.4.10	Nicholls State	H - Qualcomm	W 47-0
S.12.09	Southern Utah	H - Qualcomm	W 35-19

**SERIES NOTES**

- Saturday will mark the first meeting on the gridiron between Texas A&M-Commerce and San Diego State.
- The two schools are 1,441 miles away from each other which would take nearly 21 hours to drive from one campus to the other without stopping. If you were to opt into taking the toll roads, you could save about an hour on your commute.
- Texas A&M Commerce is just the second team from the Southland Conference that SDSU has played.
- The Lions are playing just their third season as a Division I institution, moving up from the Division II level prior to the 2022 season. The transition came on the heels of the program's first NCAA Division II National Championship in 2017.
- San Diego State won their only other matchup against a Southland school, defeating Nicholls State 47-0 to begin the 2010 season.
- The Aztecs have won their last nine games against FCS schools, outscoring those opponents 300-100, averaging 33 points per game.
- SDSU is 13-1 in their last 14 meetings against FCS schools with the lone loss coming against Eastern Illinois in 2013. That EIU coaching staff featured current Aztec head coach Sean Lewis as the wide receivers coach. The Panthers, led by quarterback Jimmy Garoppolo, totaled 361 yards through the air on their way to scoring 40 points.
- Prior to its current 13-1 stretch, San Diego State was 4-2 against FCS schools since the turn of the century.

**SDSU-TEXAS A&M COMMERCE CONNECTIONS**

- San Diego State EDGE Charlie Stewart and Texas A&M Commerce wide receiver Nick Johnson both played at Glendale Community College in Glendale, Calif.
- SDSU linebacker Cody Moon and TAMC wide receiver Christian Jourdain spent time at the University of New Mexico in Albuquerque, N.M.

**PLAYER CONNECTIONS**

Texas A&M Commerce	Hometown/High School/Community College	San Diego State
WR Nick Johnson	Glendale Community College	EDGE Charlie Stewart
WR Christian Jourdain	New Mexico	LB Cody Moon
K/P Hunter Rioux (Lake Travis High)	Austin, Texas	WR Heath McRee (Westlake High)
LB Wesley Yourk Jr. (Bowie High)		
DB Marquez Beason (Duncanville High)	Dallas, Texas	RB Cam Davis (South Oak Cliff High)
DL James Clark III (Bishop Dunne High)		
OL Dominic Eldridge (Pinkston High)		
DL Samaron George (North Dallas High)		
RB Godswill Giadolor (Bishop Lynch High)		
OL Samuel Kennard (Carter High)		
RB Kaeden Landry (Carter High)		
DB Kendall Paul (Bishop Dunne High)		
DB O'Ryan Wallace (Carter High)		
OL James Ward (Lake Highlands High)		
WR PJ Washington (Bishop Lynch High)		
DL Leon Young (Cedar Hills High)		
DB Darion Henry (Ball High)	Galveston, Texas	WR Will Gianfrini
QB AJ Abbott (Stratford High)	Houston, Texas	TE Logan Tanner
DL Robert Graves (Klein Forest High)		
LB Koby King (Summer Creek High)		
DL Devante Keys (Cy Ranch High)		
K Aidan Martin (Klein Cain High)		
DB Paul Porter (North Shore High)		
DL Warren Robinson (Fort Bend Marshall High)		
WR Rodney Searles (Clear Lake High)		
OL Billy Thursland (Heights High)		



- (Matt Araiza in 2021 and Jack Browning in 2022) and one kicker (also Araiza in 2021).
- San Diego State returns a pair of all-conference honorable mention selections in the special teams unit in kick returner Kenan Christon and punt returner Mekhi Shaw.
- ESPN's special teams efficiency rating had San Diego State at 72.2 in 2022, which ranked second in FBS, trailing only South Carolina (79.8). The Aztecs were fifth in 2021 at 69.9. Last year, SDSU was ninth at 65.8.
- Since the start of the 2015 season, San Diego State has 14 kickoff returns for touchdowns, the most in FBS play over that time. To put that stat into perspective, 10 other teams have played at least 100 games over that span and do not have a single kick return touchdown.
- The Aztecs also have five 100-yard kickoff return touchdowns since 2015, one behind Western Michigan for the most in FBS play over that span.
- The Aztecs have 11 non-offensive touchdowns since the start of the 2021 season. Only 12 schools have more non-offensive touchdowns over that span, including Middle Tennessee State (15), Pittsburgh (15), Notre Dame (15), Iowa (14), Kentucky (14), Alabama (13), Arkansas State (13), Houston (13), Ohio State (13), Western Kentucky (13), Texas A&M (12) and Utah (12). Over that span, SDSU has four blocked punt returns for touchdowns, three interception returns for touchdowns, two kickoff returns for a touchdown, a fumble recovery for a touchdown and one punt return for a touchdown.
- Since the start of the 2020 season, San Diego State has 15 non-offensive touchdowns, tied with Baylor, Louisiana, Mississippi State and Utah for the 11th most in the country over that span, trailing only Alabama (18), Notre Dame (18), Houston (17), Iowa (17), Kentucky (17), Middle Tennessee State (17), Pittsburgh (17), Ohio State (16), TCU (16) and Western Kentucky (16).
- RB/KR Kenan Christon ranked second last year in the Mountain West in total kick returns (15, T-56th in FBS) and total kick return yards (331, 57th in FBS) and sixth in combined kick return/punt return yards (331, T-74th in FBS).
- Mekhi Shaw ranked third in the Mountain West last year in punt return average (7.21, 37th in FBS), fourth in punt returns (14, T-48th in FBS) and seventh in total punt return yards (101, T-61st in FBS).
- Eric Butler blocked two punts last year, tied for the second-most blocked kicks in SDSU single-season history. His two career blocked kicks are tied for the fifth most in school history.
- Butler's two blocked kicks were tied for the fourth most in the country last year, while his 0.18 blocked kicks per game were also fourth.
- Albany transfer Tyler Pastula ranked 11th in FCS last year in punt yards (2,602), and tied for 16th in total punts (61) and was 20th in punt average (42.7).

**SDSU FOOTBALL PICKED EIGHTH IN MOUNTAIN WEST PRESEASON POLL**

San Diego State was picked to finish in eighth place in the 2024 preseason Mountain West preseason poll, the league announced July 10. The preseason poll and all-conference team are voted on by media representatives who cover the conference.

The Aztecs, who are coming off a 4-8 season but are in the first year under new head coach Sean Lewis, garnered 251 points, easily ahead of Hawai'i (214), San José State (185), New Mexico (85) and Nevada (77) in the 12-team conference. Defending champion Boise State finished with 543 points and 38 of the 46 first-place votes, while UNLV (471) and Fresno State (460) logged four first-place votes apiece. Air Force is fourth with 384 points, and Colorado State (337), Wyoming (296) and Utah State (285) are also ahead of SDSU.

For just the third time in the 26-year history of the Mountain West, SDSU did not have a player earn preseason MW all-conference honors. Boise State's Ashton Jeanty was named the preseason offensive player of the year, while teammate Amed Hassanein and UNLV's Jackson Woodard shared co-defensive player of the year honors. UNLV's Jacob De Jesus, meanwhile, was chosen as the MW Special Teams Player of the Year.

**Mountain West Football Preseason Players of the Year**

- Offensive Player of the Year:** Ashton Jeanty, Jr., RB, Boise State
- Co-Defensive Player of the Year:** Ahmed Hassanein, Sr., DL, Boise State
- Co-Defensive Player of the Year:** Jackson Woodard, Sr., LB, UNLV
- Special Teams Player of the Year:** Jacob De Jesus, Sr., PR/KR, UNLV

**2024 Mountain West Football Preseason All-Conference Team**

<b>Offense</b>	<b>Defense</b>	<b>Special Teams</b>
QB Mikey Keene, Jr., Fresno State	DL Ahmed Hassanein, Sr., Boise State	P James Ferguson-Reynolds, Jr., Boise State
WR Tory Horton, Gr., Colorado State	DL Devo Bridges, Sr., Fresno State	PK Jonah Dalmas, Gr., Boise State
WR Ricky White III, Sr., UNLV	DL Soane Toia, Sr., San José State	PR Jacob De Jesus, Sr., UNLV
WR Jalen Royals, Sr., Utah State	DL Jordan Bertagnole, Gr., Wyoming	KR Jacob De Jesus*, Sr., UNLV
RB Ashton Jeanty, Jr., Boise State	LB Andrew Simpson, Jr., Boise State	
RB Malik Sherrod, Sr., Fresno State	LB Chase Wilson, Sr., Colorado State	
OL Kage Casey, So., Boise State	LB Jordan Pollard, Jr., San José State	
OL Jacob Gardner, Gr., Colorado State	LB Jackson Woodard, Sr., UNLV	
OL Mose Vavao, Sr., Fresno State	DB A'Marion McCoy, Sr., Boise State	
OL Tiger Shanks, Sr., UNLV	DB Jack Howell, Sr., Colorado State	
OL Jack Walsh, Jr., Wyoming	DB Cameron Oliver, Sr., UNLV	
TE John Gyllenborg, Jr., Wyoming	DB Ike Larsen, Jr., Utah State	

**Preseason All-Conference Notes:** Preseason All-Conference Notes: San Diego State did not have a player make the all-conference team for just the third time in league history (since 1999) ... An Aztec has not earned preseason all-league honors now in 2002, 2007 and 2024 ... The Aztecs did not have a preseason all-MW performer on defense for first time since 2017 ... SDSU did not have a pre-

**MOUNTAIN WEST STANDINGS / SINCE 2013**

Below is a look at the best Mountain West records in league games since the current 12-team conference began in 2013 (includes championship & bowl games; through 2023 season)

Rk.	Team	W	L	Pct.	GB
1.	Boise State	74	18	.804	--
2.	<b>San Diego State</b>	<b>60</b>	<b>29</b>	<b>.674</b>	<b>12.5</b>
3.	Utah State	53	35	.602	19.0
4.	Fresno State	53	38	.582	20.5
5.	Air Force	48	37	.565	22.5
6.	Colorado State	40	45	.471	30.5
7.	Wyoming	40	47	.460	31.5
8.	Nevada	40	48	.455	32.0
9.	San José State	38	48	.442	33.0
10.	UNLV	30	57	.345	41.5
11.	Hawai'i	30	59	.337	42.5
12.	New Mexico	21	66	.241	50.5

**ACTIVE CAREER START CHART(OFF./DEF.)**

Career Starts (Off/Def)	'19	'20	'21	'22	'23	Total
Marquez Cooper, RB	-	4	13	12	12	41
Nate Bennett, WR	-	0	11	11	9	31
Marlem Louis, EDGE	RS	0	4	10	13	27
Nate Williams, OL	-	-	4	12	11	27
Kyle Moretti, LB	-	-	1	12	9	22
Bryce Phillips, CB	-	-	-	11	11	22
Ja'Shaun Poke, WR	0	4	8	5	0	17
Ross Ulugalu-Maseuli, OL	-	-	RS	6	10	16
Cody Moon, LB	-	RS	0	9	5	14
Kenan Christon, RB	3	0	0	0	10	13
Mekhi Shaw, WR	-	RS	1	5	7	13
Tupu Alualu, DL	-	-	-	-	12	12
Dalesean Staley, S	-	-	-	RS	11	11
Bennett Walker, CB	-	-	-	-	11	11
Dean Abdullah, OL	-	-	-	3	7	10
Brayden Bryant, OL	-	-	-	10	0	10
Louis Brown IV, WR	-	-	-	2	7	9
Michael Harrison, TE	-	0	0	2	4	6
Christian Jones, OL	-	-	RS	0	6	6
Myles Muraq, OL	-	-	RS	0	6	6
Josh Hunter, S	-	-	-	RS	5	5
Jaylon Armstead, RB	-	RS	0	2	2	4
Baylin Brooks, WR	-	-	-	-	4	4
Joseph Borjon, OL	-	-	-	0	3	3
Ezekiel Larry, EDGE	-	-	-	RS	3	3
Deshawn McCuin, S	RS	0	1	0	2	3
Phillippe Wesley, WR	-	-	RS	0	3	3
Brady Anderson, LB	-	-	0	RS	1	1
JD Coffey II, S	-	-	0	0	1	1
Cam Davis, RB	-	-	RS	0	1	1
William Nimmo Jr., S	-	0	0	0	1	1
Trey White, EDGE	-	-	-	RS	1	1

Cooper's first 30 starts came at Kent State; his 12 starts in '23 were at Ball State. All 31 of Bennett's starts came at Portland St. Louis' 27 starts all came at Richmond. Williams' 27 starts came at Akron. All 22 of Moretti's starts came at Central Michigan. Phillips' 22 starts came at Tennessee State. Poke's 17 starts were at Kent State. Staley's 11 starts were at Northern Iowa. Walker's 11 starts were at Eastern Michigan. Bryant's 10 starts came at North Dakota. Brown's nine starts came at Colorado State. Nine of Moon's starts came at New Mexico. Harrison's six starts came at Colorado. All three of Borjon's starts were at Arizona. Larry's three starts were at Yale. Nimmo's start was at UCLA.

**MOST GAMES / CONSECUTIVE GAMES**

Most Games Played	Games
Tyler Pastula, P	45
Wyatt Draeger, DL	43
Marlem Louis, DL	43
Marquez Cooper, RB	42
Ryan Wintermeyer, LS	39
Consecutive Games Played	Streak
Tyler Pastula, P	45
Marquez Cooper, RB	42
Ryan Wintermeyer, LS	39
Michael Harrison, TE	36
Cody Moon, LB	36

## TOP SCORING DEFENSES SINCE 2014

Best scoring defenses since start of 2014 (min. 100 GP)

Rk.	School	Pts. Allowed Per Game
1.	Georgia	16.8
2.	Alabama	17.1
3.	Clemson	17.3
4.	Wisconsin	17.7
5.	Michigan	18.0
6.	Iowa	18.1
7.	Ohio State	18.9
8.	Penn State	19.3
9.	<b>San Diego State</b>	<b>19.6</b>
10.	Washington	20.9

## TOP TOTAL DEFENSES SINCE 2014

Best total defenses since start of 2014 (min. 100 GP)

Rk.	School	Total Yds. Allowed Per Game
1.	Michigan	292.9
2.	Wisconsin	293.8
3.	Clemson	299.0
4.	Georgia	301.8
5.	Alabama	305.2
6.	Iowa	319.3
7.	<b>San Diego State</b>	<b>321.5</b>
8.	Ohio State	324.8
9.	Penn State	325.4
10.	Air Force	333.4

## MOST INTERCEPTIONS SINCE 2014

Below is a list of the most interceptions forced in the FBS since the beginning of the 2014 campaign.

Rk.	Team	INT
1.	<b>San Diego State</b>	<b>155</b>
	Iowa	155
3.	Clemson	148
4.	Alabama	142
5.	Wisconsin	140
6.	Appalachian State	139
7.	Western Kentucky	138
8.	Oregon	137
9.	Ohio State	134
10.	Troy/Utah	132

## MOST TURNOVERS FORCED SINCE 2014

Below is a list of the most turnovers forced in the FBS since the beginning of the 2014 campaign.

Rk.	Team	TO Forced
1.	Clemson	242
2.	Memphis	230
3.	Troy	227
4.	Alabama	225
	Louisiana Tech	225
6.	<b>San Diego State</b>	<b>224</b>
	Utah	224
8.	UCF	223
9.	Iowa	222
	Western Kentucky	222

## FEWEST INT. THROWN SINCE 2015

Fewest INT by an FBS team since 2015 (min. 75 GP).

Rk.	School	Int.
1.	Navy	46
2.	Air Force	52
3.	<b>San Diego State</b>	<b>60</b>
	Army	60
5.	Alabama/LSU	61

season all-league offensive player for the first time since 2020 ... The Aztecs had at least three all-MW preseason picks in nine straight years prior to this year after doing so just four times over the previous 10 years (2005-14).

## 2024 Mountain West Preseason Poll

Team (First-Place Votes)	Points
1. Boise State (38)	543
2. UNLV (4)	471
3. Fresno State (4)	460
4. Air Force	384
5. Colorado State	337
6. Wyoming	296
7. Utah State	285
8. <b>San Diego State</b>	<b>251</b>
9. Hawai'i	214
10. San José State	185
11. New Mexico	85
12. Nevada	77

**Preseason All-Conference Team Notes:** This is the second Mountain West preseason poll without divisions since 2012 when the Aztecs were picked fifth and captured the league title along with Boise State and Fresno State ... SDSU's eighth-place prediction is its lowest since being picked eighth in 2009 (note that from 2013-22 the league was split in divisions and out of just six teams, although San Diego State never was picked worse than third) ... The Aztecs, who averaged a predicted finish of 6.5 from 2005-12, have ended up at or better than their predicted finish in 10 of the last 15 seasons and 13 times over the past 19 years ... SDSU has won two of the last nine MW titles (2015 and 2016) and three of the past 12 (also 2012).

## 2024 PRESEASON/SEASON ACCOLADES

**Tupu Alualu | Sr. | Honolulu, Hawaii | Defensive Line**

Polynesian Player of the Year Watch List (Polynesian ancestry that epitomizes great ability and integrity)

All-Mountain West second team - *Lindy's Sports Annuals*All-Mountain West fourth team - *Athlon Sports*All-Mountain West fourth team - *Phil Steele Magazine***Jaylon Armstead | Sr. | Los Angeles, Calif. | Running Back**Honorable Mention all-Mountain West - *College Football Network***Joseph Borjon | Sr. | La Puente, Calif. | Offensive Line**All-Mountain West third team - *Phil Steele Magazine***Louis Brown IV | Jr. | Los Angeles, Calif. | Wide Receiver**All-Mountain West third team - *Athlon Sports***Eric Butler | Jr. | Corona, Calif. | Safety**MW Special Teamer of the Year - *College Football Network*All-Mountain West first team (ST) - *College Football Network***Isaiah Buxton | Fr. | San Diego, Calif. | Cornerback**No. 9 Recruit in Mountain West - *Athlon Sports***Owen Chambliss | Fr. | Corona, Calif. | Linebacker**All-Mountain West fourth team - *Phil Steele Magazine***Kenan Christon | Sr. | San Diego, Calif. | Running Back**

Paul Hornung Award Watch List (most versatile performer)

All-Mountain West second team (KR) - *Athlon Sports***Marquez Cooper | Sr. | Gaithersburg, Md. | Running Back**

Maxwell Award Watch List (best all-around player)

Doak Walker Award Watch List (best running back)

Nation's active leader in rushing and all-purpose yards

Team captain

All-Mountain West second team - *Athlon Sports*All-Mountain West second team - *College Football Network*All-Mountain West second team - *Phil Steele Magazine***Chris Johnson | Jr. | Eastvale, Calif. | Cornerback**

All-Mountain West fourth team - *Phil Steele Magazine*

**Michael Harrison | Sr. | San Francisco, Calif. | Tight End**  
All-Mountain West second team - *College Football Network*

**Tano Letuli | So. | San Diego | Linebacker**  
Team captain

**Marlem Louis | Sr. | Venice, Fla. | Defensive Line**  
East-West Shrine Bowl 1000 Watch List  
All-Mountain West third team - *Athlon Sports*  
All-Mountain West third team - *College Football Network*

**Jason Mitchell | Fr. | Los Angeles, Calif. | Cornerback**  
No. 5 Recruit in MW - *Athlon Sports*

**Kyle Moretti | Sr. | Arvada, Colo. | Linebacker**  
All-Mountain West third team - *Athlon Sports*

**Myles Murao | Sr. | Torrance, Calif. | Offensive Line**  
Polynesian Player of the Year Watch List (Polynesian ancestry that epitomizes great ability and integrity)  
All-Mountain West third team - *Athlon Sports*

**Danny O'Neil | Fr. | Indianapolis, Ind. | Quarterback**  
No. 6 Recruit in Mountain West - *Athlon Sports*

**Bryce Phillips | Sr. | Long Beach, Calif. | Cornerback**  
East-West Shrine Bowl 1000 Watch List  
All-Mountain West First Team - *College Football Network*

**Ja'Shaun Poke | Sr. | Hampton, Ga. | Wide Receiver**  
All-Mountain West second team (KR) - *Phil Steele Magazine*

**Mekhi Shaw | Sr. | San Diego, Calif. | Wide Receiver**  
Wuerffel Trophy/Allstate AFCA Good Works Watch List  
No. 20 Draft Eligible Punt Returner - *Phil Steele Magazine*  
All-Mountain West fourth team - *Athlon Sports*  
All-Mountain West fourth team (WR) - *Phil Steele Magazine*  
All-Mountain West fourth team (PR) - *Phil Steele Magazine*

**Ross Ulugalu-Maseuli | Jr. | San Diego, Calif. | Off. Line**  
Polynesian Player of the Year Watch List (Polynesian ancestry that epitomizes great ability and integrity)  
All-Mountain West third team - *Athlon Sports*  
Honorable Mention all-Mountain West - *College Football Network*

**Bennett Walker | Sr. | San Diego, Calif. | Defensive Back**  
All-Mountain West third team - *College Football Network*  
All-Mountain West fourth team - *Athlon Sports*

**Trey White | So. | San Diego, Calif. | Edge**  
Team captain

**Ryan Wintermeyer | Sr. | Scottsdale, Ariz. | Long Snapper**  
Patrick Mannelly Award Watch List (best long snapper)  
All-Mountain West second team - *Phil Steele Magazine*

**AZTECS NAMED TEAM CAPTAINS**

The San Diego State football team has named senior Marquez Cooper (Gaithersburg, Md.), and sophomore San Diego natives Tano Letuli (Cathedral Catholic High) and Trey White (Eastlake High) as its captains for the 2024 campaign.

The trio was chosen in a team vote on Aug. 23, Cooper as the offensive representative, Letuli at defense and White earning the special teams nod.

Cooper, who earlier this month was named to both the Maxwell Award Watch List (college football player of the year) and the Doak Walker Award Watch List (best running back), enters his final campaign as the active leading FBS leader in rushing yards (3,856), all-purpose yards (4,466) and rushing touchdowns by a running back (33). Cooper has three consecutive 1,000-yard rushing seasons, including 1,080 and 1,331 while at Kent State in 2021 and 2022, respectively, and 1,043 last year at Ball State.

Letuli, meanwhile, comes to The Mesa after one season at Army West Point. Letuli logged 12 tackles in 11 games for the Black Knights as a true freshman in 2023, one of just a few freshmen defensive players to make Army's opening-day travel squad. A three-

**AZTECS IN THE NFL (AS OF AUG. 23, 2024)**

(According to NFL.com; \* - practice squad player; ^ - injured list)

CURRENT NFL TEAM	SDSU LETTERS
<b>ARIZONA CARDINALS</b>	
Aaron Brewer, LS	2008-09-10-11
Darren Hall, S	2018-19-20
Keith Ismael, OL	2017-18-19
Cameron Thomas, LB	2019-20-21
<b>ATLANTA FALCONS</b>	
Jesse Matthews, WR	2019-20-21-22
<b>BALTIMORE RAVENS</b>	
Jack Browning, P	2020-21-22-23
<b>BUFFALO BILLS</b>	
Tyrell Shavers, WR	2021-22
<b>GREEN BAY PACKERS</b>	
Keshawn Banks, DL	2018-19-20-21-22
<b>HOUSTON TEXANS</b>	
Nick Bawden, FB	2014, 16-17
<b>INDIANAPOLIS COLTS</b>	
Segun Olubi, LB	2020-21
<b>KANSAS CITY CHIEFS</b>	
Matt Araiza, P	2019-20-21
<b>LOS ANGELES RAMS</b>	
Zachary Thomas, OL	2017-19-20-21
<b>MIAMI DOLPHINS</b>	
Pat Morris, S	2020-21-22
<b>NEW YORK GIANTS</b>	
Daniel Bellinger, TE	2018-19-20-21
<b>PITTSBURGH STEELERS</b>	
Damontae Kazee, S	2013-14-15-16
Kyahva Tezino, LB	2016-17-18-19
<b>SAN FRANCISCO 49ERS</b>	
Alex Barrett, DL	2013-14-15-16
<b>TAMPA BAY BUCCANEERS</b>	
David Wells, TE	2014-15-16-17
<b>TENNESSEE TITANS</b>	
Daniel Brunskill, OL	2013-14-15-16

**2024 CAPTAINS**

Name	SDSU Letters
Marquez Cooper, RB	n/a
Tano Letuli, LB	n/a
Trey White, Edge	2023

**DEFENSIVE SCORING PLAYS (SINCE 2009)****2023**

Deshawn McCuin .....70-yd INT at Hawai'i (0.14) (TD)

**2022**

Jonah Tavai.....Sacked QB in end zone vs. SJSU (N.12) (Safety)

Patrick McMorris.....30-yd FR after Michael Shawcroft's FF

.....at Nevada (0.22) (TD)

**2021**

Andrew Aleki.....17-yd INT at UNLV (N.19) (TD)

Andrew Aleki.....25-yd INT vs. New Mexico State (S.4) (TD)

**2020**

Darren Hall .....57-yd INT at Colorado (N.28) (TD)

Segun Olubi .....71-yd INT vs. Hawai'i (N.14) (TD)

**2019**

Darren Hall .....20-yd FR after Tariq Thompson's FF

.....vs. Central Michigan (D.21) (TD)

**2017**

Tariq Thompson.....83-yd INT vs. Northern Illinois (S.30) (TD)

**2016**

Ron Smith .....54-yd INT vs. Houston (D.17) (TD)

Damontae Kazee.....54-yd INT vs. Hawai'i (N.5) (TD)

Ron Smith .....14-yd INT vs. Hawai'i (N.5) (TD)

Malik Smith .....28-yd INT at Utah State (O.28) (TD)

Ronley Lakalaka.....9-yd INT vs. California (S.10) (TD)

**2015**

Alex Barrett.....43-yd INT vs. Cincinnati (D.24) (TD)

Damontae Kazee.....55-yd INT at Colorado St. (O.31) (TD)

Calvin Munson .....67-yd INT vs. San Diego (S.6) (TD)

.....19-yd INT vs. San Diego (S.6) (TD)

**2014**

Calvin Munson.....56-yd INT vs. Air Force (N.21) (TD)

**2013**

J.J. Whittaker .....18-yd INT vs. Boise State (N.23) (TD)

**2012**

Everett Beed.....52-yd FR vs. Air Force (N.10) (TD)

Leon McFadden.....96-yd INT at Fresno State (S.29) (TD)

Eric Pinkins.....32-yd INT at Fresno State (S.29) (TD)

Leon McFadden.....28-yd INT vs. North Dakota (S.15) (TD)

**2010**

Jerome Long .....FR in end zone after Rob Andrews' FF

.....at TCU (N.13) (Safety)

**2009**

Luke Laologi.....55-yd INT at UNLV (N.28) (TD)

Dey Juan Hemmings .....14-yd FR after Ernie Lawson's FF

.....vs. New Mexico State (O.3) (TD)

Team .....QB fell in end zone vs. So. Utah (S.12) (Safety)

year letter winner at powerhouse Cathedral Catholic High School in San Diego, Letuli played running back and safety for the Dons from 2019-21 before moving onto Army Prep in 2022.

White enters his third season at San Diego State, having moved to defensive edge from linebacker. Last season, White had 15 tackles, two tackles for loss, a fumble recovery and an interception in 12 games, including one start. White, the team's 2022 special teams scout player of the year, played in three games as a true freshman that year before utilizing his redshirt campaign. White was a three-time first-team all-league selection at nearby Eastlake High School and was named the Mesa League Defensive Player of the Year for the spring 2021 season.

**SDSU FOOTBALL ANNOUNCES 2024 RADIO BROADCAST TEAM**

San Diego State, JMI Sports and iHeartMedia announced April 18 that it has filled its radio broadcast lineup for the 2024 football season. Jon Schaeffer will be the play-by-play announcer while Rich Ohrnberger will continue in the booth as color analyst.

Schaeffer has been with iHeartMedia since July 2017 and is currently the co-host of "Jon and Jim" weekdays from 3-6 p.m. PT on San Diego Sports 760, the flagship radio station of San Diego State athletics. Schaeffer has handled pregame duties for Aztec football as well as pregame, halftime and postgame duties for SDSU men's basketball.

Schaeffer also has experience working play-by-play with the Phillies Radio Network, FOX College Sports, ESPN GamePlay, ESPN3, Mountain West Network and Big East Digital Network, and numerous schools in the northeast.

Schaeffer takes over the football play-by-play duties from longtime voice of the Aztecs, Ted Leitner, who has called SDSU football games for nearly three decades, including the past 19 seasons. Leitner will finish up his storied career by calling SDSU's men's basketball for his 30th and final season during the 2024-25 campaign.

Ohrnberger has been the color analyst for San Diego State football games for the past seven seasons. Ohrnberger, who played five years in the NFL, currently co-hosts the "Big Rich, TD & Fletch" weekday radio show from 6-9 a.m. PT on San Diego Sports 760. Ohrnberger also hosts "FOX Sports Saturday" and "FOX Sports Sunday," and also is an on-air personality on NBC 7 San Diego's "Football Night in San Diego" and "Sports Wrap."

Ohrnberger played 39 games across five seasons in the NFL, starting eight times on the offensive line. Ohrnberger, who played two years with New England, a year with Arizona and his final two with the Chargers, was a two-time all-Big Ten selection at Penn State, earning first-team honors as a senior in 2008.

# MOUNTAIN WEST

## 2024 MW Standings

	MW	Pct.	Overall	Pct.
Hawai'i	0-0	.000	1-0	1.000
<b>San Diego State</b>	<b>0-0</b>	<b>.000</b>	<b>0-0</b>	<b>.000</b>
Air Force	0-0	.000	0-0	.000
Boise State	0-0	.000	0-0	.000
Colorado State	0-0	.000	0-0	.000
Fresno State	0-0	.000	0-0	.000
San Jose State	0-0	.000	0-0	.000
UNLV	0-0	.000	0-0	.000
Utah State	0-0	.000	0-0	.000
Wyoming	0-0	.000	0-0	.000
Nevada	0-0	.000	0-1	.000
New Mexico	0-0	.000	0-1	.000

## This Week in the Mountain West

### Thursday, Aug. 29

Sacramento State at San Jose State, 7 p.m. PT truTV

### Friday, Aug. 30

Robert Morris at Utah State, TBA TBA

### Saturday, Aug. 31

Colorado State at Texas, 12:30 p.m. PT ESPN

Merrimack at Air Force, 12:30 p.m. PT CBSSN

Boise State at Georgia Southern, 1 p.m. PT ESPNU

UNLV at Houston, 4 p.m. PT FS1

Nevada at Troy, 4 p.m. PT ESPN+

UCLA at Hawaii, 4:30 p.m. PT CBS

Fresno State at Michigan, 4:30 p.m. PT NBC

**Texas A&M-Comm. at San Diego St., 5 p.m. PT truTV**

Wyoming at Arizona State, 7:30 p.m. PT FS1

New Mexico at Arizona, 7:30 p.m. PT ESPN

## Last Week in the Mountain West

### Saturday, Aug. 24

Montana State 35, at New Mexico 31

SMU 29, at Nevada 24

at Hawaii 35, Delaware State 14

## Charting the Regular-Season Opponents

Texas A&M - Commerce (0-0, 0-0 SLC)		
A.31	at San Diego State	5 p.m. PT
S.7	at UC Davis	7 p.m. PT
S.14	Grambling	6 p.m. CT
S.21	Sacramento State	6 p.m. CT
0.5	at Southeastern*	6 p.m. CT
0.12	at Northwestern State*	2 p.m. CT
0.19	Lamar*	3:30 p.m. CT
0.26	at Prairie View A&M	2 p.m. CT
N.2	at McNeese*	7 p.m. CT
N.9	Stephen F. Austin	3:30 p.m. CT
N.16	Houston Christian*	1 p.m. CT
N.23	UIW*	1 p.m. CT

Central Michigan (0-0, 0-0 MAC)		
A.29	Central Connecticut State	7 p.m. ET
S.7	at Florida International	6 p.m. ET
S.14	at Illinois	Noon ET
S.21	Ball State*	TBA
<b>S.28</b>	<b>San Diego State</b>	<b>TBA</b>
0.12	Ohio*	TBA
0.19	at Eastern Michigan*	TBA
0.26	at Miami (Ohio)*	TBA
N.5	Bowling Green*	TBA
N.12	at Toledo*	7 p.m. ET
N.19	Western Michigan*	TBA
N.30	Northern Illinois*	TBA

Washington State (0-0, 0-0 Pac-12)		
A.31	Portland State	Noon PT
S.7	Texas Tech	7 p.m. PT
S.14	at Washington	12:30 p.m. PT
S.20	San Jose State	7 p.m. PT
S.28	at Boise State	TBA
0.12	at Fresno State	TBA
0.19	Hawaii	TBA
<b>0.26</b>	<b>at San Diego State</b>	<b>7:30 p.m. PT</b>
N.9	Utah State	TBA
N.16	at New Mexico	TBA
N.23	at Oregon State	3:30 p.m. PT
N.30	Wyoming	3:30 p.m. PT

UNLV (0-0, 0-0 MW)		
A.31	at Houston	6 p.m. CT
S.7	Utah Tech	Noon PT
S.13	at Kansas	6 p.m. CT
S.28	Fresno State*	12:30 p.m. PT
0.4	Syracuse	6 p.m. PT
0.11	at Utah State*	7 p.m. MT
0.19	at Oregon State	TBA
0.25	Boise State*	7:30 p.m. PT
N.9	at Hawaii*	4 p.m. HT
<b>N.16</b>	<b>at San Diego State*</b>	<b>7:30 p.m. PT</b>
N.22	at San Jose State*	TBA
N.30	Nevada*	5 p.m. PT

Oregon State (0-0, 0-0 Pac-12)		
A.31	Idaho State	3:30 p.m. PT
<b>S.7</b>	<b>at San Diego State</b>	<b>7:30 p.m. PT</b>
S.14	Oregon	12:30 p.m. PT
S.21	Purdue	5:30 p.m. PT
0.5	Colorado State	3:30 p.m. PT
0.12	at Nevada	4:30 p.m. PT
0.19	UNLV	TBA
0.26	at California	TBA
N.9	San Jose State	TBA
N.16	at Air Force	1:30 p.m. MT
N.23	Washington State	3:30 p.m. PT
N.29	at Boise State	10 a.m. MT

Hawai'i (1-0, 0-0 MW)		
A.24	Delaware State	W, 35-14
A.31	UCLA	1:30 p.m. HT
S.14	at Sam Houston State	6 p.m. CT
S.21	Northern Iowa	6 p.m. HT
<b>0.5</b>	<b>at San Diego State*</b>	<b>5 p.m. PT</b>
0.12	Boise State*	5 p.m. HT
0.19	at Washington State	TBA
0.26	Nevada*	6 p.m. HT
N.2	at Fresno State*	4 p.m. PT
N.9	UNLV*	4 p.m. HT
N.16	at Utah State*	TBA
N.30	New Mexico*	6 p.m. HT

Boise State (0-0, 0-0 MW)		
A.31	at Georgia Southern	4 p.m. ET
S.7	at Oregon	7 p.m. PT
S.21	Portland State	7:45 p.m. MT
S.28	Washington State	TBA
0.5	Utah State*	TBA
0.12	at Hawaii*	5 p.m. HT
0.25	at UNLV*	7:30 p.m. PT
<b>N.1</b>	<b>San Diego State*</b>	<b>6 p.m. MT</b>
N.9	Nevada*	TBA
N.16	at San Jose State*	4 p.m. PT
N.23	at Wyoming*	5 p.m. MT
N.29	Oregon State	10 a.m. MT

Utah State (0-0, 0-0 MW)		
A.31	Robert Morris	TBA
S.7	at USC	8 p.m. PT
S.14	at Utah	2:30 p.m. MT
S.21	at Temple	TBA
0.5	at Boise State*	TBA
0.11	UNLV*	7 p.m. MT
0.19	New Mexico*	2 p.m. MT
0.26	at Wyoming*	5 p.m. MT
N.9	at Washington State	TBA
N.16	Hawaii*	TBA
<b>N.23</b>	<b>San Diego State*</b>	<b>1:30 p.m. MT</b>
N.29	at Colorado State*	TBA

California (0-0, 0-0 ACC)		
A.31	UC Davis	2 p.m. PT
S.7	at Auburn	2:30 p.m. CT
<b>S.14</b>	<b>San Diego State</b>	<b>7:30 p.m. PT</b>
S.21	at Florida State*	TBA
0.5	Miami (Fla.)	TBA
0.12	at Pittsburgh*	TBA
0.19	NC State*	TBA
0.26	Oregon State	TBA
N.8	at Wake Forest*	5 p.m. PT
N.16	Syracuse*	TBA
N.23	Stanford*	TBA
N.30	at SMU*	TBA

Wyoming (0-0, 0-0 MW)		
A.31	at Arizona State	7:30 p.m. PT
S.7	Idaho	1:30 p.m. MT
S.14	BYU	7 p.m. MT
S.21	North Texas	TBA
S.28	Air Force*	6 p.m. MT
<b>0.12</b>	<b>San Diego State*</b>	<b>1:30 p.m. MT</b>
0.19	at San Jose State*	TBA
0.26	Utah State*	5 p.m. MT
N.2	at New Mexico*	2 p.m. MT
N.15	at Colorado State*	6 p.m. MT
N.23	Boise State*	5 p.m. MT
N.30	at Washington State	3:30 p.m. PT

New Mexico (0-1, 0-0 MW)		
A.24	Montana State	L, 31-35
A.31	at Arizona	7:30 p.m. MT
S.14	at Auburn	6:30 p.m. CT
S.21	Fresno State*	6:30 p.m. MT
S.28	at New Mexico State	6 p.m. MT
0.12	Air Force*	5 p.m. MT
0.19	at Utah State*	2 p.m. MT
0.26	at Colorado State*	3 p.m. MT
N.2	Wyoming*	2 p.m. MT
<b>N.8</b>	<b>at San Diego State*</b>	<b>7:30 p.m. PT</b>
N.16	Washington State	3:30 p.m. PT
N.30	at Hawaii*	6 p.m. HT

Air Force (0-0, 0-0 MW)		
A.31	Merrimack	1:30 p.m. MT
S.7	San Jose State*	5 p.m. MT
S.14	at Baylor	6:30 p.m. CT
S.28	at Wyoming*	6 p.m. MT
0.5	Navy	10 a.m. MT
0.12	at New Mexico*	5 p.m. MT
0.19	Colorado State*	6 p.m. MT
N.2	at Army	Noon ET
N.9	Fresno State*	TBA
N.16	Oregon State*	1:30 p.m. MT
N.23	at Nevada*	TBA
<b>N.30</b>	<b>at San Diego State*</b>	<b>TBA</b>

**LEWIS' SITUATIONAL RECORD**

<b>Overall</b>	<b>24-31</b>
at San Diego State	0-0
at Kent State	24-31
<b>Home</b>	<b>15-7</b>
San Diego, Calif.	0-0
Kent, Ohio	15-7
<b>Road</b>	<b>8-22</b>
at San Diego State	0-0
at Kent State	8-22
<b>Neutral</b>	<b>1-2</b>
Scoring 50+ Points	8-0
Scoring 40+ Points	12-1
Scoring 30+ Points	20-8
Scoring 20+ Points	24-18
Allowing 20- Points	19-31
<b>Conference Games</b>	<b>18-17</b>
MW Games	0-0
MAC Games	18-17
3-Points or Closer	5-4
7-Points or Closer	12-9

**BOWL GAMES AS A COACH**

- Kent State**
- 2021 Famous Idaho Potato Bowl
- 2019 Frisco Bowl

**NATIONAL OFFENSIVE RANKS**

**At Colorado (offensive coordinator)**

- 2023**
- When Lewis was offensive coordinator:
  - 6th in passing (330.0)
  - 39th in scoring (32.1)
  - After Lewis was offensive coordinator:
  - 59th in passing (224.0)
  - 100th in scoring (20.3)

**At Kent State (head coach/offensive coordinator)**

- 2021**
- 3rd in rushing (248.6)
  - 3rd in first downs (364)
  - 4th in total offense (495.2)
  - 30th in scoring (33.0)
- 2020**
- 1st in scoring (49.8)
  - 1st in total offense (606.5)
  - 2nd in pass efficiency rating (191.2)
  - 2nd in third down conversion percentage (56.1)
  - 3rd in rushing (283.0)
  - 3rd in fourth down conversion percentage (87.5)
  - 10th in passing (323.5)

**At Syracuse (co-offensive coordinator)**

- 2017**
- 18th in passing (294.8)
  - 23rd in total offense (456.3)
- 2016**
- 11th in passing (321.3)

**At Bowling Green (co-offensive coordinator)**

- 2015**
- 4th in total offense (546.8)
  - 6th in scoring (42.2)



**SEAN LEWIS**

**First Season As San Diego State Head Coach (0-0)**  
**6th Season Overall As Head Coach (24-31)**

**COACHING HIGHLIGHTS**

- Has amassed 13 years of coaching experience at the collegiate level with stops at Nebraska Omaha (2008), Akron (2011), Eastern Illinois (2012-13), Bowling Green (2014-15), Syracuse (2016-17), Kent State (2018-22) and Colorado (2023) prior to coming to The Mesa.
- One of the most innovative minds in college football over the past decade, he's seen his offenses consistently rank among the nation's leaders at each of his last four stops including the nation's highest scoring offense and best total offense at Kent State during the 2020 season - 49.8 points per game and 606.5 yards per game.
- Led Kent State to their first two bowl games in program history, appearing in the 2019 Tropical Smoothie Cafe Frisco Bowl and 2021 Famous Idaho Potato Bowl. The 2019 Frisco Bowl was also the program's first ever bowl victory, topping Utah State 51-41.
- Excluding Power 5 games, Lewis owns a 22-9 record as a head coach.

**OTHER COACHING EXPERIENCE**

- Served as the offensive coordinator/quarterbacks coach at Colorado under head coach Deion Sanders in 2023. While serving as the offensive coordinator, the Buffaloes ranked sixth in passing (330.0) and 39th in scoring (32.1).
- In five seasons at the Kent State helm, Lewis transformed a moribund program into an offensive juggernaut, with his 2021 team setting school records for plays (1,052), total yards (6,907), rushing yards (3,482), passing yards (3,425) and first downs (362). That season, the Golden Flashes boasted the third-best rushing attack in the nation while ranking fourth in total offense (495.2) ultimately clinching their second postseason berth under Lewis in the Famous Idaho Potato Bowl.
- During a shortened 2020 season, Lewis guided the Golden Flashes to a 3-1 mark, securing the program's first back-to-back winning records since 1976-77. The FlashFAST offense was on full display in those four games, leading the nation in total offense (606.5) and scoring offense (49.75) as well as ranking second in pass efficiency (191.2) and third down conversion (56.1), third in rushing (283.0) and fourth down conversion percentage (87.5), and 10th in passing (323.5).
- Lewis' 2019 season was tied for the eighth-best improvement in FBS with five additional wins from the previous year, finishing with a 7-6 overall record.
- Under Lewis' tutelage, 28 Golden Flash players earned all-conference honors and a MAC Player of the Year with quarterback Dustin Crum garnering the award in 2021.
- Prior to Kent State, Lewis spent two seasons at Syracuse where his Orange offense set or tied over 40 school records in 2017 including passing yards in a season (3,855), while its 5,290 total yards of total offense ranked second in program history.
- With Lewis on staff as the co-offensive coordinator and quarterbacks coach, Bowling Green ranked fourth nationally in total offense (546.8) during the 2015 campaign while also ranking sixth in scoring offense (42.2 ppg).
- On an individual in 2015, Falcon quarterback, and current SDSU quarterbacks coach, Matt Johnson collected MAC Offensive Player of the Year honors after finishing second nationally in both passing yards (4,946) and touchdown passes (46).

**PLAYING EXPERIENCE:**

- Lewis played at Wisconsin under legendary head coach Barry Alvarez, competing at quarterback and tight end.
- He received a pair of Big Ten all-academic honors before graduating in 2007 with a degree in agricultural sciences.

**PERSONAL:**

- Lewis and his wife, Sarah, have been together since high school and have two children. Their son, Rory, is eight years old and daughter, Kiera, is four.

**■ Sean Lewis Head Coaching Record**

Year	Record	League	Finish	Home	Away	Neutral	Bowl Game
2018	Kent State	2-10	1-7	6th (East)	1-4	1-6	0-0
2019	Kent State	7-6	5-3	4th (East)	4-1	2-5	1-0 Tropical Smoothie Cafe Frisco Bowl
2020	Kent State	3-1	2-1	2nd (East)	2-0	1-1	0-0
2021	Kent State	7-7	6-2	1st (East)	5-0	2-5	0-2 Famous Idaho Potato Bowl
2022	Kent State	5-7	4-4	5th (East)	3-2	2-5	0-0
<b>KSU TOTALS</b>	<b>24-31</b>	<b>18-17</b>		<b>15-7</b>	<b>8-22</b>	<b>1-2</b>	<b>2 Bowl Appearances</b>
<b>OVERALL TOTALS</b>	<b>24-31</b>	<b>18-17</b>		<b>15-7</b>	<b>8-22</b>	<b>1-2</b>	<b>2 Bowl Appearances</b>

# AZTEC COACHING STAFF



**Zac Barton**

FIELD

**Special Teams Coord./TEs, 1st Year (Bloomsburg '06)**

- In first season on The Mesa, joining Coach Lewis on Dec. 5, 2023.
- Spent last season at Kansas as a special team analyst, where the Jayhawks ranked seventh in FBS in special teams according to PFF.
- Worked alongside Coach Lewis at Kent State from 2018-22 as the special teams coordinator of the Golden Flashes.
- Also had coaching stops at Winona State (2007-09, 2012-17), Memphis (2011) and Nebraska Omaha (2010).



**Eric Schmidt**

BOX

**Def. Coordinator/LBs, 1st Year (North Dakota '02)**

- In first season at SDSU, joining the Aztecs on Dec. 15, 2023.
- Spent the last two seasons as the special teams coordinator and EDGE coach at the University of Washington, helping take the Huskies into the CFP Playoff as the No. 2 seed.
- A member of the Kalen DeBoer coaching tree, Schmidt coached the defensive line coach and special teams coordinator for two seasons at Fresno State.
- Has also coached at North Dakota (2006-07, 2014-19) and Southern Illinois (2010-13) with 2012 representing his first year as a coordinator.



**Lanear Sampson**

FIELD

**Pass Game Coordinator/WRs, 1st Year (Baylor '12)**

- Is in his first season at SDSU, coming to The Mesa on Dec. 11, 2023.
- Spent two seasons as a coordinator at Austin Peay. Helped lead the Governors to a perfect 6-0 mark in ASUN play in 2023.
- Has coaching stops at Syracuse (2021, 2016-17), Central Florida (2020), McNeese State (2019) and Missouri State (2018).
- Finished fifth on Baylor's all-time receptions list and 10th in receiving yards before going pro and playing with the Colts, Cowboys and Steelers.



**Mike Schmidt**

FIELD

**Run Game Coordinator/OL, 10th Year (SDSU '08)**

- Enters the first year of his second stint as a full-time staffer at SDSU, also coaching from 2012-20. Was also a grad assistant from 2009-11.
- Coached at Syracuse and Mississippi State between stints.
- From 2012-19, Schmidt's offensive line helped the Aztecs to 10-straight bowl games and established it as one of the top rushing programs in the country, ranking top 25 in yards per carry, yards per game and touchdowns.
- A former walk-on at San Diego State from 2005-08, served as team captain as a senior.



**Rob Aurich**

FIELD

**Defensive EDGEs, 1st Year (Minnesota Duluth '10)**

- In his first year at SDSU, joining the Aztec staff on Dec. 15, 2023.
- Spent two seasons at the University of Idaho, helping the Vandals to a No. 4 ranking and their first ever FCS postseason victory in 2023.
- Coached at South Dakota for four seasons (2018-21), mentoring 12 all-MVFC selections and two all-Americans.
- Started his coaching career at Bemidji State (2014-17). As the defensive coordinator for his final three seasons, the Beavers went 24-10 and featured a top-25 defense.




**Darian Hagan**

FIELD

**Running Backs, 1st Year (Colorado '91)**

- In his first season at San Diego State, coming over with Coach Lewis from Colorado on Dec. 6, 2023.
- Spent 20 seasons on the CU staff, including 13 non-consecutive seasons as the school's running backs coach.
- Played his collegiate career with the Buffaloes as well, winning the 1989 Sporting News Player of the Year Award and the 1990 National Championship.
- Starring at quarterback, became the sixth player in NCAA history to run and pass for over 1,000 yards in the same season.



**Matt Johnson**

BOX

**Quarterbacks, 1st Year (Bowling Green '16)**

- In his first season at SDSU, joining the staff on Dec. 5, 2023.
- Reunites with Coach Lewis after playing for him at Bowling Green and coaching alongside him at both Syracuse and Kent State.
- Helped guide the KSU offense to school records and the program's first ever bowl victory at the Tropical Smoothie Cafe Frisco Bowl in 2019.
- Started at quarterback for three years at Bowling Green before signing an undrafted free agent contract with the Cincinnati Bengals.




**David Lose**

FIELD

**Defensive Line, 1st Year (Oregon State '04)**

- Joined the Aztec coaching staff on Mar. 1, 2024.
- Coached two seasons (2022-23) at Idaho mentoring a defensive line that allowed just 306.8 yards of total offense, 14th best in all of FCS.
- Has also coached at Oregon State (2019-21), Portland State (2017-18), Washington State (2011-16) and Saint Paul College (2009-10).
- Played at Oregon State, starting 18 games and playing on the Beavers' co-PAC-12 title Fiesta Bowl championship team in 2001.




**C.J. McGorisk**

FIELD

**Safeties, 1st Year (Michigan '16)**

- In his first season at San Diego State (joined staff on Dec. 15, 2023).
- Served as a defensive quality control coach at Washington, helping UW earn a CFP berth as the No. 2 seed and PAC-12 Champions.
- Has also coached at Indiana, Wake Forest, Fresno State and his alma mater, Michigan.
- Has helped mentor eight all-conference recipients in his young coaching career, and coached in three bowl games and two conference championship games.



**Demetrius Sumler**

FIELD

**Cornerbacks, 8th Year (Colorado '11)**

- Was elevated to a full-time assistant coach in 2018 and will work with the Aztec cornerbacks for the seventh straight season after spending two years as a graduate assistant.
- Has mentored eight all-MW selections and had three of his defensive backs make NFL teams following their time on The Mesa.
- Earned all-conference honors at Central Washington in 2012 as a running back following three years at Colorado.

## SAN DIEGO STATE ROSTER

^ Utilizing extra year of eligibility offered by the NCAA due to COVID-19

Alphabetical			Numerical							
No.	Name	Pos.	No.	Name	Pos.	Ht.	Wt.	Yr.	Exp.	Hometown (High School/College)
76	Abdullah, Dean	OL	0	Bryce Phillips	CB	6-0	195	Sr.	TR	Long Beach, Calif. (La Habra High/Tennessee State)
71	Afalava, Tuimalu	OL	1	Chris Johnson	CB	6-0	185	Jr.	2L	Eastvale, Calif. (Eleanor Roosevelt High)
99	Alualu, Tupu	DL	2	Jaylon Armstead	RB	5-11	222	Sr.	3L	Los Angeles, Calif. (Serra High)
42	Anderson, Brady	LB	3	Ja'Shaun Poke^	WR	5-10	185	Sr.	TR	Hampton, Ga. (Dutchtown High/West Virginia)
2	Armstead, Jaylon	RB	4	Louis Brown IV	WR	6-2	195	Jr.	TR	South Los Angeles, Calif. (Inglewood High/Colorado State)
31	Badie, Jared	EDGE	5	Danny O'Neil	QB	6-0	195	Fr.	HS	Indianapolis, Ind. (Cathedral High)
90	• Ban, Arthur	TE	5	Owen Chambliss	LB	6-3	232	So.	TR	Corona, Calif. (Centennial High/Utah)
77	Barron, Briley	OL	6	Javance Tupou'ata-Johnson	QB	6-4	220	Fr.	RS	Oakland, Calif. (Chaminade High)
15	• Beasley, Tayvion	CB	6	Eric Butler	S	6-2	190	Jr.	2L	Corona, Calif. (Centennial High)
90	• Benjamin, Samuel	DL	7	William Nimmo Jr.^	S	6-1	205	Sr.	TR	Corona, Calif. (Mater Dei High/UCLA)
11	• Bennett, Nate	WR	7	Lucky Sutton	RB	6-1	212	So.	SQ	San Diego, Calif. (Cathedral Catholic High)
41	Berman, Jakson	CB	9	Kyle Crum	QB	6-3	195	So.	SQ	Norco, Calif. (Norco High)
13	• Beyer, Tayten	CB	9	Dalesean Staley	S	6-1	192	So.	TR	Kansas City, Mo. (Blue Springs High/Northern Iowa)
78	Barjon, Joe	OL	10	AJ Duffy	QB	6-2	220	So.	TR	Murrietta, Calif. (Rancho Verde High/Florida State)
80	Brooks, Baylin	WR	10	Bennett Walker	CB	6-0	190	Sr.	TR	San Diego, Calif. (Henry High/Eastern Michigan)
4	Brown IV, Louis	WR	11	JD Coffey III	S	6-0	195	Sr.	1L	Kennedale, Texas (Kennedale High/Texas)
55	Brayden, Bryant	OL	11	Nate Bennett	WR	6-3	200	Sr.	TR	Simi Valley, Calif. (Grace Brethren High/Portland State)
6	• Butler, Eric	S	12	Jatavious Magee	S	6-1	195	Jr.	2L	Federal Way, Wash. (Federal Way High)
23	• Buxton, Isaiah	CB	13	Tayten Beyer	CB	5-11	180	Fr.	HS	Corona, Calif. (Centennial High)
5	• Chambliss, Owen	LB	13	Tyler Pastula^	P	6-3	220	Sr.	TR	Easton, Pa. (Easton Area High/UAlbany)
64	Chavez, Tyson	LS	14	Nick Clegg	K	6-1	180	Fr.	HS	Gilbert, Ariz. (Williams Field High)
23	• Christon, Kenan	RB	14	Phillippe Wesley II	WR	6-0	190	Jr.	1L	Grandview, Mo. (St. Bernard High (Calif.))
61	Chow, Emanuel	DL	15	Tayvion Beasley	S	5-11	170	So.	RS	Inglewood, Calif. (St. John Bosco High/Jackson State)
81	• Cianfrini, Will	WR	15	Marquez Cooper	RB	5-8	200	Sr.	TR	Gaithersburg, Md. (Quince Orchard High/Ball State)
40	Clay, Krishna	DL	16	Parker Threatt	QB	6-2	190	Fr.	HS	San Jose, Calif. (Bellarmine College Prep)
14	• Clegg, Nick	K	16	Jelani Whitmore	CB	6-0	185	Jr.	1L	Rialto, Calif. (Carter High)
11	• Coffey III, JD	S	17	Deshawn McCuin^	S	6-0	200	Sr.	1L	Jacksonville, Texas (Jacksonville High/TCU)
15	• Cooper, Marquez	RB	18	Jude Wolfe	TE	6-6	247	Sr.	TR	Laguna Hills, Calif. (St. John Bosco High/USC)
51	Cornelius, Kodi	DL	19	Jordan Napier	WR	6-2	200	Fr.	RS	Fontana, Calif. (Jurupa Hills High)
9	• Crum, Kyle	QB	20	Nick Lopez^	K	6-1	195	Sr.	TR	Huntington Beach, Calif. (Mater Dei High/Louisville)
97	Dalton, Darrion	DL	20	Cincere Rhaney	RB	5-10	200	Fr.	HS	Gardena, Calif. (Junipero Serra High)
29	• Davis, Cam	RB	21	Tano Letuli	LB	6-2	240	So.	TR	San Diego, Calif. (Cathedral Catholic High/Army)
75	Dirksen, Ryan	OL	21	Heath McRee	WR	6-0	180	Fr.	HS	Austin, Texas (Westlake High)
45	Draeger, Wyatt	DL	22	Max Garrison	S	5-10	190	So.	1L	Pasadena, Calif. (St. Francis HS)
10	• Duffy, AJ	QB	23	Isaiah Buxton	CB	6-0	180	Fr.	HS	San Diego, Calif. (Mater Dei High)
69	Dutcher, Gage	EDGE	23	Kenan Christon^	RB	5-10	190	Sr.	2L	San Diego, Calif. (Madison High/USC)
29	• Escano, Arnold	OL	24	Josh Hunter	S	5-9	180	So.	1L	Temecula, Calif. (Mater Dei High)
57	Fuimaono, Saipale	OL	26	Nick Gardinera	RB	5-10	205	So.	SQ	San Diego, Calif. (Scripps Ranch High)
86	• Gaea, Ryan	DL	26	Joshua Goynes	S	5-11	185	Jr.	SQ	Las Vegas, Nev. (Faith Lutheran High)
26	• Gardinera, Nick	RB	27	Jelani McLaughlin	S	6-0	202	Fr.	RS	San Jacinto, Calif. (Citrus Valley High)
88	Garretson, Gabe	TE	29	Cam Davis	RB	5-8	175	Jr.	2L	Dallas, Texas (South Oak Cliff High)
22	Garrison, Max	S	29	Arnold Escano	CB	5-9	180	Sr.	1L	San Diego, Calif. (Olympian High/Southwestern College)
26	• Goynes, Joshua	CB	30	Dominic Oliver	EDGE	6-3	250	Jr.	2L	San Jose, Calif. (Valley Christian High)
92	Gucake, Malik	EDGE	31	Jared Badie	EDGE	6-3	230	So.	TR	Aurora, Ill. (Oswego East High/Illinois)
35	Hamlet, Xavier	CB	32	Marlem Louis^	EDGE	6-3	255	Sr.	TR	Venice, Fla. (Venice High/Richmond)
34	Harrington, Dean	LB	33	Ezekiel Larry	EDGE	6-2	255	So.	TR	Palmdale, Calif. (Sierra Canyon High/Yale)
87	Harrison, Mikey	TE	34	Dean Harrington	LB	6-2	225	Fr.	HS	Thousand Oaks, Calif. (Thousand Oaks High)
96	Henderson, Ryan	EDGE	35	Xavier Hamlet	CB	5-10	175	Sr.	RS	San Diego, Calif. (Lincoln High/Grossmont College)
56	Herman, DJ	LB	36	Prince Williams	CB	6-1	185	Fr.	HS	Westlake Village, Calif. (Oaks Christian High)
39	Herranen, Eemil	P	37	Jason Mitchell	CB	6-3	175	Fr.	HS	Los Angeles, Calif. (St. John Bosco High)
62	Holec, Kai	OL	38	Kurt Rossner	WR	6-4	195	Fr.	HS	Littleton, Colo. (Heritage High)
24	Hunter, Josh	S	39	Eemil Herranen	P	6-3	190	Jr.	TR	Helsinki, Finland (Del Norte High/Northern Arizona)
1	Johnson, Chris	CB	40	Krishna Clay	DL	6-2	280	So.	TR	Vacaville, Calif. (Wood High/College of San Mateo)
70	Jones, Christian	OL	41	Jakson Berman	S	5-11	190	So.	TR	San Jose, Calif. (Valley Christian High/Washington)
71	Kattoula, Nikolas	OL	42	Brady Anderson	LB	6-2	230	Jr.	2L	Bakersfield, Calif. (Liberty High)
52	Kendricks, Jayden	LB	43	Derek Smith	WR	6-0	170	Fr.	RS	Dana Point, Calif. (St. Margaret's Episcopal School)
33	Larry, Ezekiel	EDGE	44	Kyle Moretti	LB	6-2	240	Sr.	TR	Arvada, Colo. (Pomona High/Central Michigan)
21	• Letuli, Tano	LB	45	Wyatt Draeger^	DL	6-4	285	Sr.	4L	Reno, Nev. (Reno High)
20	• Lopez, Nick	K	46	Gabriel Plascencia	K	6-0	230	Jr.	RS	Oakland, Calif. (Bishop O'Dowd High/College of San Mateo)
32	Louis, Marlem	EDGE	47	Trey White	EDGE	6-2	245	So.	1L	San Diego, Calif. (Eastlake High)
12	Magee, Jatavious	S	48	Hudson Mitchell	DL	6-4	280	Fr.	RS	Tucson, Ariz. (Ironridge High)
85	McClure, Jerry	WR	49	Zechariah Ramirez	P	5-10	175	So.	1L	Upland, Calif. (Upland High)
17	McCuin, Deshawn	S	50	Ryan Wintermeyer	LS	6-1	220	Sr.	3L	Scottsdale, Ariz. (Cactus Shadows High)
27	McLaughlin, Jelani	S	51	Kodi Cornelius	DL	6-1	290	Fr.	HS	Petaluma, Calif. (Casa Grande High)
65	McMahan, Tyler	OL	52	Jayden Kendricks	LB	6-2	225	So.	SQ	Chula Vista, Calif. (Eastlake High)
21	• McRee, Heath	WR	53	Myles Murao	OL	6-3	305	Jr.	1L	Torrance, Calif. (Mater Dei High/Washington)
48	Mitchell, Hudson	DE	54	Jake Sinz	LB	6-1	220	Fr.	RS	Temecula, Calif. (Temecula Valley High)
37	Mitchell, Jason	CB	55	Brayden Bryant	OL	6-2	305	Sr.	TR	Ardmore, Okla. (Ardmore High/Norih Dakota)
91	Mitchell, Keion	DL	56	DJ Herman	LB	6-2	235	Jr.	2L	Las Vegas, Nev. (Bishop Gorman High)
58	Moon, Cody	LB	57	Saipale Fuimaono	OL	6-4	308	Jr.	TR	Auto, American Samoa (Fagaitua High/Allan Hancock College)



^ Utilizing extra year of eligibility offered by the NCAA due to COVID-19

**Numerical**

No.	Name	Pos.	Ht.	Wt.	Yr.	Exp.	Hometown (High School/College)
58	Cody Moon	LB	6-4	225	Sr.	1L	Albuquerque, N.M. (Volcano Vista High/New Mexico)
59	Danny Niu	LB	5-11	225	Fr.	HS	East Palo Alto, Calif. (Serra High)
60	Connor Poulson	LS	5-11	190	Fr.	HS	Danville, Calif. (San Ramon Valley High)
61	Emanuel Chow	DL	6-1	282	Fr.	HS	Los Angeles, Calif. (King/Drew Magnet High)
62	Kai Halec	OL	6-7	315	Fr.	HS	Seattle, Wash. (O'Dea High)
63	Ross Ulugalu-Maseuli	OL	6-4	320	Jr.	2L	San Diego, Calif. (Mater Dei High)
64	Tyson Chavez	LS	6-2	235	Jr.	SQ	San Marcos, Calif. (Mission Hills High)
65	Tyler McMahan	OL	6-5	300	Jr.	TR	Sutter Creek, Calif. (Amador High/Modesto Junior College)
66	Charlie Stewart	EDGE	6-1	225	Jr.	TR	Los Angeles, Calif. (St. Francis High/Glendale Community College)
67	Tiumalu Afalava	DL	6-2	280	Fr.	TR	Baldwin Park, Calif. (Bishop Amat High/California)
68	Ryan Silver	OL	6-4	295	Fr.	RS	San Francisco, Calif. (Junipero Serra High)
69	Gage Dutcher	OL	6-2	285	Fr.	RS	Westlake Village, Calif. (Oaks Christian High)
70	Christian Jones	OL	6-8	330	Jr.	2L	San Luis Obispo, Calif. (San Luis Obispo High)
71	Nikolas Kattoula	OL	6-5	280	Fr.	HS	San Diego, Calif. (Francis Parker High)
74	Nate Williams^	OL	6-6	308	Sr.	TR	Utica, Ohio (Newark Catholic High/Akron)
75	Ryan Dirksen	OL	6-6	300	Jr.	SQ	Vancouver, Wash. (Central Catholic High/Butte College)
76	Dean Abdullah	OL	6-4	295	Sr.	2L	Antelope, Calif. (Antelope High/American River College)
77	Briley Barron	OL	6-4	310	Fr.	RS	Texarkana, Texas (Texas High)
78	Joe Borjon	OL	6-8	330	Jr.	TR	La Puente, Calif. (Nogales High/Arizona)
80	Baylin Brooks	WR	6-2	200	So.	1L	Pasadena, Calif. (Pasadena High)
81	Will Cianfrini	WR	6-4	190	Fr.	HS	Galveston, Texas (Carlsbad High (Calif.))
81	Mikey Welsh	WR	5-9	170	So.	1L	Servite, Calif. (Servite High)
82	Bobby Shaw	WR	6-2	178	Fr.	HS	Pittsburg, Calif. (Pittsburg High)
83	Mekhi Shaw	WR	5-11	187	Sr.	3L	San Diego, Calif. (Scripps Ranch High)
84	Ben Scolari	WR	6-3	185	Fr.	HS	Reno, Nev. (Bishop Manogue High)
85	Jerry McClure	WR	6-1	200	Fr.	TR	Coronado, Calif. (Mater Dei High/UCLA)
86	Ryan Gaea	DL	6-4	260	Fr.	HS	Stockton, Calif. (St. Mary's High)
87	Michael Harrison	TE	6-3	230	Sr.	TR	San Francisco, Calif. (St. Ignatius College Prep/Colorado)
88	Gabe Garretson	TE	6-4	240	So.	TR	Chico, Calif. (Pleasant Valley High/Butte College)
89	Logan Tanner	TE	6-3	235	So.	1L	Houston, Texas (St. Pius X High)
90	Arthur Ban	TE	6-5	220	Fr.	HS	Vancouver, Wash. (Evergreen High)
90	Sam Benjamin	DL	6-5	285	So.	TR	Oro Valley, Ariz. (Ironwood Ridge High/Arizona State)
91	Keion Mitchell	DL	6-4	275	Jr.	1L	Framingham, Mass. (Framingham High)
92	Malik Gucake	EDGE	6-3	240	Jr.	TR	Sacramento, Calif. (Sheldon High/Sacramento City College)
93	Brady Nassar	EDGE	6-5	265	So.	1L	Pleasanton, Calif. (Amador Valley High)
94	Teivis Tuoti	DL	6-4	290	Jr.	TR	Laei, Hawai'i (Southeast High (Neb.)/Colorado State)
95	Ryan Wolfer	TE	6-5	235	Fr.	HS	Peoria, Ariz. (Liberty High)
96	Ryan Henderson	EDGE	6-3	255	So.	1L	Las Vegas, Nev. (Canyon Springs High)
97	Darrion Dalton	DL	6-3	275	Jr.	SQ	Apple Valley, Minn. (Saguaro High (Ariz.))
98	Zone Wierenga	EDGE	6-3	230	Jr.	TR	Chandler, Ariz. (Chandler High/City College of San Francisco)
99	Tupu Alualu^	DL	6-1	280	Sr.	1L	Honolulu, Hawaii (Moanalua High/Mt. SAC)

**Alphabetical**

No.	Name	Pos.
44	Moretti, Kyle	LB
53	Muraa, Myles	OL
19	Napier, Jordan	WR
93	Nassar, Brady	EDGE
7	Nimmo Jr., William	S
59	Niu, Danny	LB
5	O'Neil, Danny	QB
30	Oliver, Dominic	EDGE
13	Pastula, Tyler	P
0	Phillips, Bryce	CB
46	Plascencia, Gabriel	K
3	Poke, Ja'Shaun	WR
60	Poulson, Connor	LS
49	Ramirez, Zechariah	K/P
20	Rhaneay, Cincere	RB
38	Rossner, KJ	WR
84	Scolari, Ben	WR
82	Shaw, Bobby	WR
83	Shaw, Mekhi	WR
68	Silver, Ryan	OL
54	Sinz, Jake	LB
43	Smith, Derek	WR
9	Staley, Dalesean	S
66	Stewart, Charlie	EDGE
7	Sutton, Lucky	RB
89	Tanner, Logan	TE
16	Threatt, Parker	QB
94	Tuoti, Teivis	DL
6	Tupou'ata-Johnson, Javance	QB
63	Ulugalu-Maseuli, Ross	OL
10	Walker, Bennett	DB
98	Wierenga, Zone	EDGE
81	Welsh, Mikey	WR
14	Wesley, Phillippe	WR
47	White, Trey	EDGE
16	Whitmore, Jelani	CB
74	Williams, Nate	OL
36	Williams, Prince	S
50	Wintermeyer, Ryan	LS
18	Wolfe, Jude	TE
95	Wolfer, Ryan	TE

\* - Duplicate Number

**COACHING STAFF**

**Sean Lewis** (Wisconsin '07), Head Coach, 1st season; **Zac Barton** (Bloomsburg Univ. '06, Winona State '09), Associate Head Coach/Special Teams Coordinator; **Eric Schmidt** (North Dakota '02) Defensive Coordinator/Linebackers, 1st season; **Lanear Sampson** (Baylor '12, Syracuse '18) Pass Game Coordinator/Wide Receivers; **Mike Schmidt** (San Diego State '09), Run Game Coordinator/Offensive Line, 1st season in second stint/12th season overall at SDSU; **Rob Aurich** (Minnesota Duluth '10, Bemidji State '15) Defensive Edges, 1st season; **Darian Hagan** (Colorado '96) Running Backs, 1st season; **Matt Johnson** (Bowling Green '16) Quarterbacks, 1st season; **David Lose** (Oregon State '04, Washington State '14) Defensive Line, 1st season; **C.J. McGorisk** (Michigan '16) Safeties, 1st season; **Demetrius Sumler** (Colorado '11), Cornerbacks, 7th season/9th overall; **Ryan Lindley** (San Diego State '11) Senior Offensive Analyst, 1st season/3rd season overall at SDSU; **Steve Huber** (North Dakota, '98), Defensive Analyst, 1st season; **Tahj Capehart** (Arizona '20) Graduate Assistant, 1st season/2nd season overall at SDSU; **Jayden Dawson** (Idaho State '21) Graduate Assistant, 1st season; **Parker Houston** (San Diego State '19) Graduate Assistant, 2nd season; **Tyson Maeva** (FIU '20) Graduate Assistant, 1st season; **Ruben Pena** (Hawaii '15), Director of Operations, 6th season as director of operations/7th overall; **Jeff Sobol** (Eastern Illinois '08) Head of Football Performance, 1st season; **Chris Jurek** (Cincinnati, '09) Assistant Strength & Conditioning, 8th season

**PRONUNCIATION GUIDE**

No. 3 Ja'Shaun Poke	jay-shawn pohk	No. 31 Jared Badie	bay-dee	No. 92 Malik Gucake	muh-leek goo-caw-key
No. 4 Louis Brown IV	lew-is	No. 53 Myles Murao	murr-ow	No. 94 Teivis Tuoti	tay-viss too-ee-ah-tee
No. 6 Javance Tupou'ata-Johnson	Too-poo-aw-tah	No. 57 Saipale Fuimaono	psy-paul-eh fwee-maw-oh-know	No. 99 Tupu Alualu	ah-loo-ah-loo
No. 7 William Nimmo	knee-mo	No. 59 Danny Niu	knee-oo		---
No. 9 Dalesean Staley	dayl-shawn	No. 63 Ross Ulugalu-Maseuli	oo-loo-gaw-loo mah-say-oo-lee	Lanear Sampson	luh-near
No. 14 Phillippe Wesley II	fuh-leap	No. 67 Tiumala Afalava	tee-u-mah-loo off-ah-lava	Rob Aurich	OAR-itch
No. 17 Deshawn McCuin	mc-queue-en	No. 76 Dean Abdullah	ab-dull-ah	David Lose	low-say
No. 21 Tano Letuli	taw-no leh-tool-ee	No. 78 Joe Borjon	bore-zhon		
No. 29 Arnold Escano	es-cawn-yo	No. 83 Mekhi Shaw	mah-KYE		

# SDSU TWO-DEEP vs. TEXAS A&M-COMMERCE

^ Utilizing extra year of eligibility offered by the NCAA due to COVID-19; **Players in red** are returning starters from the 2024 season. Underlined players are newcomers or freshmen who redshirted last year.

## OFFENSE

LEFT TACKLE (LT)	GP	GS
78 Joseph Borjon, 6-8, 330, Jr.-TR	6	3
57 Saipale Fuimaono, 6-4, 310, Jr.-TR	0	0
LEFT GUARD (LG)	GP	GS
70 Christian Jones, 6-9, 315, Jr.**	25	6
53 <b>Myles Murao, 6-3, 305, Jr.*</b>	10	6
CENTER (C)	GP	GS
55 Brayden Bryant, 6-2, 305, Sr.-TR	14	10
68 Ryan Silver, 5-4, 290, Fr.-RS	0	0
RIGHT GUARD (RG)	GP	GS
63 <b>Ross Ulugalu-Maseuli, 6-4, 315, Jr.**</b>	19	16
76 Dean Abdullah, 6-4, 290, Sr.**	17	10
RIGHT TACKLE (RT)	GP	GS
74 Nate Williams, 6-6, 310, Sr.-TR^	34	27
65 Tyler McMahan, 6-5, 300, Jr.-TR	0	0
TIGHT END (Y)	GP	GS
18 Jude Wolfe, 6-6, 245, Sr.-TR^	33	0
87 Michael Harrison, 6-3, 220, Sr.-TR	36	6
TIGHT END (U)	GP	GS
89 Logan Tanner, 6-3, 235, So.*	8	1
88 Gabe Garretson, 6-4, 240, So.-TR	0	0
QUARTERBACK (QB)	GP	GS
5 Danny O'Neil, 6-0, 195, Fr.	0	0
6 Javance Tupou'ata-Johnson, 6-4, 220, Fr.-RS	0	0
or10 AJ Duffy, 6-2, 220, So.-TR	4	0
RUNNING BACK (RB)	GP	GS
15 Marquez Cooper, 5-8, 200, Sr.-TR^	42	41
2 Jaylon Armstead, 5-11, 220, Sr.**	31	4
7 Lucky Sutton, 6-1, 210, So.-SQ	6	0
or29 Cam Davis, 5-8, 175, Jr.**	26	0
WIDE RECEIVER (1)	GP	GS
83 <b>Mekhi Shaw, 5-11, 185, Sr.***</b>	34	13
or85 Jerry McClure, 6-1, 200, Fr.-RS	2	0
11 Nate Bennett, 6-3, 200, Sr.-TR	33	31
WIDE RECEIVER (2)	GP	GS
19 Jordan Napier, 6-2, 200, Fr.-RS	4	0
WIDE RECEIVER (3)	GP	GS
3 Ja'Shaun Poke, 5-10, 185, Sr.-TR^	37	17
81 Mikey Welsh, 5-9, 170, So.*	8	0
WIDE RECEIVER (4)	GP	GS
4 Louis Brown IV, 6-2, 195, Jr.-TR	22	9
80 Baylin Brooks, 6-2, 200, So.*	12	4

## SPECIAL TEAMS

PUNTER (P)	GP	GS
13 Tyler Pastula, 6-3, 220, Sr.-TR^	43	43
39 Emil Herranen, 6-4, 195, Jr.-TR	22	15
PLACEKICKER (PK)	GP	GS
46 Gabriel Plascencia, 6-0, 230, Jr.	4	2
20 Nick Lopez, 6-1, 195, Sr.-TR^	6	0
KICKOFFS (KO)	GP	GS
46 Gabriel Plascencia, 6-0, 230, Jr.	4	2
20 Nick Lopez, 6-1, 195, Sr.-TR^	6	0
HOLDER (H)	GP	GS
13 Tyler Pastula, 6-3, 220, Sr.-TR^	43	43

## DEFENSE

FIELD EDGE (EDGE)	GP	GS
32 Marlem Louis, 6-3, 255, Sr.-TR^	43	27
or96 Ryan Henderson, 6-3, 255, So.*	9	0
NOSE TACKLE (NT)	GP	GS
90 Sam Benjamin, 6-5, 285, So.-TR	9	0
or94 Teivis Tuioti, 6-4, 300, Jr.-TR	15	0
DEFENSIVE TACKLE (DT)	GP	GS
40 Krishna Clay, 6-2, 280, So.-TR	0	0
or99 <b>Tupu Alualu, 6-1, 280, Sr.*^</b>	12	12
RUSH EDGE (EDGE)	GP	GS
47 Trey White, 6-2, 245, So.*	15	1
or30 Dominic Oliver, 6-3, 250, Jr.**	22	0
STRONGSIDE LINEBACKER (SAM)	GP	GS
21 Tano Letuli, 6-2, 240, So.-TR	11	0
44 Kyle Moretti, 6-2, 240, Sr.-TR	34	22
or56 DJ Herman, 6-2, 235, Jr.**	24	0
WEAKSIDE LINEBACKER (WILL)	GP	GS
5 Owen Chambliss, 6-3, 230, So.-TR	4	0
58 <b>Cody Moon, 6-3, 210, Jr.*</b>	36	14
or42 Brady Anderson, 6-2, 230, Jr.**	24	0
"STUD" (NICKEL/FORMER AZTEC)	GP	GS
17 Deshawn McCuin, 6-0, 200, Sr.*^	33	3
or24 Josh Hunter, 5-9, 180, So.*	13	5
LEFT CORNERBACK (LCB)	GP	GS
1 Chris Johnson, 6-0, 185, Jr.**	24	0
or16 Jelani Whitmore, 6-1, 185, Jr.*	12	0
FREE SAFETY (FS)	GP	GS
6 Eric Butler, 6-2, 190, Jr.**	23	0
or7 William Nimmo Jr., 6-1, 205, Sr.-TR^	36	1
ROVER (SS)	GP	GS
9 Dalesean Staley, 6-1, 190, So.-TR	14	11
or11 JD Coffey III, 6-0, 195, Sr.*	22	1
RIGHT CORNERBACK (RCB)	GP	GS
0 Bryce Phillips, 6-0, 195, Sr.-TR	22	22
or10 Bennett Walker, 6-0, 190, Sr.-TR	13	11

## SPECIAL TEAMS

LONG SNAPPER (LS)	GP	GS
50 <b>Ryan Wintermeyer, 6-1, 220, Sr.***</b>	39	39
64 Tyson Chavez, 6-2, 235, Jr.	0	0
SHORT SNAPPER (SS)	GP	GS
50 <b>Ryan Wintermeyer, 6-1, 220, Sr.***</b>	39	25
64 Tyson Chavez, 6-2, 235, Jr.	0	0
KICKOFF RETURNS (KOR)	GP	GS
3 Ja'Shaun Poke, 5-10, 185, Sr.-TR	36	35
or7 Lucky Sutton, 6-1, 210, So.-SQ	6	0
or19 Jordan Napier, 6-2, 200, Fr.-RS	4	0
PUNT RETURNS (PR)	GP	GS
19 Jordan Napier, 6-2, 200, Fr.-RS	4	0
or83 <b>Mekhi Shaw, 5-10, 190, Jr.**</b>	35	10
or81 Mikey Welsh, 5-9, 170, So.*	8	0

## START CHART (OFF./DEF.)

Offense	2023	Streak	Career
Marquez Cooper, RB	12	32	41
Nate Bennett, WR	9	0	31
Nate Williams, OL	11	24	27
Ja'Shaun Poke, WR	0	0	17
Ross Ulugalu-Maseuli, OL	10	0	16
Kenan Christon, RB	10	0	13
Mekhi Shaw, WR	7	0	13
Dean Abdullah, OL	7	0	10
Brayden Bryant, OL	0	0	10
Louis Brown IV, WR	7	0	9
Michael Harrison, TE	4	1	6
Christian Jones, OL	6	0	6
Myles Murao, OL	6	0	6
Jaylon Armstead, RB	2	2	4
Baylin Brooks, WR	4	0	4
Joseph Borjon, OL	3	1	3
Phillippe Wesley, WR	3	0	3
Cam Davis, RB	1	0	1

Cooper's first 30 starts came at Kent State; his 12 starts in '23 were at Ball State. All 31 of Bennett's starts came at Portland State. Louis' 27 starts all came at Richmond. Williams' 27 starts came at Akron. Poke's 17 starts were at Kent State. All 10 of Bryant's starts came at North Dakota. All nine of Brown's starts came at Colorado State. Harrison's six starts came at Colorado. All three of Borjon's starts were at Arizona.

Defense	2023	Streak	Career
Marlem Louis, EDGE	13	14	27
Kyle Moretti, LB	9	22	22
Bryce Phillips, CB	11	22	22
Cody Moon, LB	5	0	14
Tupu Alualu, DL	12	12	12
Dalesean Staley, S	11	11	11
Bennett Walker, CB	11	11	11
Josh Hunter, S	5	5	5
Ezekiel Larry, EDGE	3	0	3
Deshawn McCuin, S	3	0	3
Brady Anderson, LB	1	0	1
JD Coffey III, S	1	0	1
William Nimmo Jr., S	1	0	1
Trey White, EDGE	1	1	1

Louis' 27 starts all came at Richmond. All 22 of Moretti's starts came at Central Michigan. Phillips' 22 starts came at Tennessee State. Poke's 17 starts were at Kent State. Staley's 11 starts were at Northern Iowa. Walker's 11 starts were at Eastern Michigan. Nine of Moon's starts came at New Mexico. Larry's three starts were at Yale. Nimmo's start was at UCLA.

Career Starts (Off/Def)	'19	'20	'21	'22	'23	Total
Marquez Cooper, RB	-	4	13	12	12	41
Nate Bennett, WR	-	0	11	11	9	31
Marlem Louis, EDGE	RS	0	4	10	13	27
Nate Williams, OL	-	-	4	12	11	27
Kyle Moretti, LB	-	-	1	12	9	22
Bryce Phillips, CB	-	-	-	11	11	22
Ja'Shaun Poke, WR	0	4	8	5	0	17
Ross Ulugalu-Maseuli, OL	-	-	RS	6	10	16
Cody Moon, LB	-	RS	0	9	5	14
Kenan Christon, RB	3	0	0	0	10	13
Mekhi Shaw, WR	-	RS	1	5	7	13
Tupu Alualu, DL	-	-	-	-	12	12
Dalesean Staley, S	-	-	-	RS	11	11
Bennett Walker, CB	-	-	-	-	11	11
Dean Abdullah, OL	-	-	-	3	7	10
Brayden Bryant, OL	-	-	-	10	0	10
Louis Brown IV, WR	-	-	-	2	7	9
Michael Harrison, TE	-	0	0	2	4	6
Christian Jones, OL	-	-	RS	0	6	6
Myles Murao, OL	-	-	RS	0	6	6
Josh Hunter, S	-	-	-	RS	5	5
Jaylon Armstead, RB	-	RS	0	2	2	4
Baylin Brooks, WR	-	-	-	-	4	4
Joseph Borjon, OL	-	-	-	0	3	3
Ezekiel Larry, EDGE	-	-	-	RS	3	3
Deshawn McCuin, S	RS	0	1	0	2	3
Phillippe Wesley, WR	-	-	RS	0	3	3
Brady Anderson, LB	-	-	0	RS	1	1
JD Coffey III, S	-	-	0	0	1	1
Cam Davis, RB	-	-	RS	0	1	1
William Nimmo Jr., S	-	0	0	0	1	1
Trey White, EDGE	-	-	-	RS	1	1

Cooper's first 29 starts came at Kent State; his 12 starts in '23 were at Ball State. All 31 of Bennett's starts came at Portland St. Louis' 27 starts all came at Richmond. Williams' 27 starts came at Akron. All 22 of Moretti's starts came at Central Michigan. Phillips' 22 starts came at Tennessee State. Poke's 17 starts were at Kent State. Staley's 11 starts were at Northern Iowa. Walker's 11 starts were at Eastern Michigan. Bryant's 10 starts came at North Dakota. Brown's nine starts came at Colorado State. Nine of Moon's starts came at New Mexico. Harrison's six starts came at Colorado. All three of Borjon's starts were at Arizona. Larry's three starts were at Yale. Nimmo's start was at UCLA.

## SDSU OPENING-GAME RECORDS (Div. I (1969))

## INDIVIDUAL

Rushing Yards (16, 100-yard games)

239, D. Turner (vs. Arkansas St., 9/12/76)  
 220, M. Faulk (vs. USC, 9/5/92)  
 197, R. Penny (vs. UC Davis, 9/2/17)  
 189, R. Hillman (vs. Cal Poly, 9/3/11)  
 181, M. Faulk (vs. CS Northridge, 9/4/93)  
 161, G. Bell (vs. New Mexico State, 9/4/21)  
 158, J. Washington (at Stanford, 8/31/18)  
 147, G. Jones (vs. California, 9/2/95)  
 145, L. Ned (vs. South Florida, 9/5/99)  
 137, R. Slack (vs. Air Force, 9/2/89)  
 123, E. Steward (at No. Illinois, 9/12/70)  
 121, J. Watson (vs. Idaho, 9/7/96)  
 115, T.C. Wright (vs. Long Beach St., 9/8/91)  
 113, L. Hamilton (vs. E. Washington, 8/30/03)  
 111, G. Bell (vs. UNLV, 10/24/20)  
 111, D. Pumpfrey (vs. Northern Arizona, 8/30/14)  
 106, M. Franklin (vs. Idaho St., 9/4/04)  
 103, T. Booker (at Oregon, 9/8/90)  
 100, F. Geary (at Arizona, 9/14/74)

Rushing Attempts

28, R. Hillman (vs. Cal Poly, 9/3/11)  
 27, M. Faulk (vs. CS Northridge, 9/4/93)  
 27, M. Faulk (vs. USC, 9/5/92)

Rushing Touchdowns

3, G. Jones (vs. California, 9/2/95)  
 3, M. Faulk (vs. CS Northridge, 9/4/93)  
 3, M. Faulk (vs. USC, 9/5/92)

Longest Run

74, R. Smith (vs. CS Fullerton, 9/10/77) (TD)

Passing Yards (8, 300-yard games)

371, K. McKechnie (vs. Navy, 9/5/97)  
 361, D. McGwire (vs. Air Force, 9/2/89)  
 359, M. Kofler (at Colorado St., 9/12/81)  
 352, R. Lindley (vs. Cal Poly, 8/30/08)  
 330, T. Santos (vs. Long Beach St., 9/6/86)  
 318, A. Dingwell (vs. Eastern Illinois, 8/31/13)  
 306, B. Blanton (vs. Idaho, 9/7/96)  
 303, R. Lindley (vs. Nicholls, 9/4/10)

Passing Attempts

63, A. Dingwell (vs. Eastern Illinois, 8/31/13)  
 57, J. Hawley (vs. Arizona St. 8/31/00)

Passing Completions

35, M. Kofler (at Air Force, 9/11/82)

Passing Touchdowns

4, R. Lindley (vs. Cal Poly, 9/3/11)  
 4, K. McKechnie (vs. Navy, 9/5/97)  
 4, T. Gutierrez (vs. Navy, 9/3/94)

Longest Pass Play

86, C. Chapman to M. Holder (vs. UNH, 9/3/16)  
 78, R. Lindley to V. Brown (at UCLA, 9/5/09)  
 78, K. McKechnie to T. Johnson (vs. Navy, 9/5/97)

Receiving Yards (15, 100-yard receiving games)

179, D. Sampson (vs. Nicholls, 9/4/10)  
 174, A. Hakim (vs. Idaho, 9/7/96)  
 173, I. Curtis (vs. Oregon St., 9/8/72)  
 172, A. Hakim (vs. Navy, 9/5/97)  
 163, T. Johnson (vs. Navy, 9/5/97)  
 160, M. Holder (vs. New Hampshire, 9/3/16)  
 158, J.R. Tolver (vs. Fresno State, 8/29/02)  
 139, V. Brown (at UCLA, 9/5/09)  
 127, K. Burrow (at No. Illinois, 9/12/70)  
 122, C. Penrose (at Arizona, 9/14/74)  
 114, W. Slaughter (vs. Long Beach St., 9/14/85)  
 113, S. Stapler (at Missouri, 9/8/79)  
 109, J. Beautrow (at Air Force, 9/11/82)  
 101, S. Fogel (at Air Force, 9/11/82)  
 101, D. Pearson (vs. CS Fullerton, 9/10/77)

Receptions

10, J. Webb (vs. Eastern Washington, 8/30/03)

10, J.R. Tolver (vs. Fresno State, 8/29/02)  
 10, M. Gilbreath (vs. Air Force, 9/2/89)

Receiving Touchdowns

2, M. Redman (vs. Ohio, 8/26/23)  
 2, M. Holder (vs. New Hampshire, 9/3/16)  
 2, D. Denso (vs. Cal Poly, 9/3/11)  
 2, D. Sampson (vs. Nicholls, 9/4/10)  
 2, R. Ortiz (vs. Idaho St., 9/4/04)  
 2, A. Hakim (vs. Navy, 9/5/97)  
 2, W. Blackwell (vs. Navy, 9/3/94)

Best Punt Avg. (Min. 4 punts)

56.8, M. Araiza (vs. New Mexico State, 9/4/21)  
 49.8, M. Araiza (vs. UNLV, 10/24/20)  
 49.0, B. Hecklen (vs. Weber St., 8/31/19)  
 46.5, G. Roeszler (at Iowa St., 9/16/78)

Longest Punt

77, M. Araiza (vs. New Mexico State, 9/4/21)  
 75, M. Araiza (vs. New Mexico State, 9/4/21)  
 64, J. Santos (vs. Air Force, 9/2/89)  
 63, M. Araiza (vs. New Mexico State, 9/4/21)  
 63, T. Blain (vs. San Diego, 9/5/15)  
 63, M. Araiza (vs. New Mexico State, 9/4/21)

Most Punt Return Yards

136, R. Peterson (vs. CS Northridge, 9/4/93)

Longest Punt Return

86, M. Jacobs (vs. UTEP, 9/6/75) (TD)

Most Kickoff Return Yards

146, V. Brown (at Washington State, 9/8/07)

Longest Kickoff Return

97, R. Penny (vs. San Diego, 9/5/15)  
 94, C. Lockett (vs. Cal Poly, 9/3/11) (TD)  
 85, A. Hakim (vs. Navy, 9/5/97) (TD)

Most Field Goals

4, W. Feer (vs. Eastern Illinois, 8/31/13)  
 4, P. Holt (vs. Idaho, 9/7/96)

Longest Field Goal

50, M. Morales (at Tulsa, 9/3/83)  
 50, S. Duncan (vs. CS Fullerton, 9/10/77)

Most Points Scored

18, A. Hakim (vs. Navy, 9/5/97)  
 18, G. Jones (vs. California, 9/2/95)  
 18, M. Faulk (vs. CS Northridge, 9/4/93)  
 18, M. Faulk (vs. USC, 9/5/92)

Most Tackles

17, E. Imo (vs. CS Fullerton, 9/10/77)  
 16, J. McChristian (vs. Navy, 9/5/97)  
 16, H. Brohn (at Tulsa, 9/3/83)  
 16, W. Walton (vs. CS Fullerton, 9/10/77)

Most Interceptions

2, D. Baker (vs. UTEP, 8/31/06)  
 2, E. Kertel (at Arizona, 9/14/74)  
 2, G. Ohnesorgen (at Utah St., 9/22/73)

Most Pass Breakups

4, N. Tumblin (vs. New Mexico State, 9/4/21)  
 4, A. Barrett (vs. San Diego, 9/3/16)  
 4, M. Mitchell (vs. Long Beach St., 9/14/85)

Most Sacks

3, K. Gbaja-Biamila (vs. South Florida, 9/5/99)

Most Fumble Recoveries

2, T. Nixon (at Air Force, 9/1/84)

## TEAM

Most Points

56, vs. Navy, 9/3/94  
 49, vs. Cal Poly, 9/3/11  
 49, vs. USC, 9/5/92

49, vs. CS Los Angeles, 9/27/69

Most Points in 1st Quarter

24, vs. Idaho St., 9/4/04

Most Points in 2nd Quarter

28, vs. Navy, 9/3/94

Most Points in 3rd Quarter

30, vs. Long Beach St., 9/8/91

Most Points in 4th Quarter

17, vs. Nicholls, 9/4/10  
 17, vs. UTEP, 8/31/06

Most Points in One Quarter

30, vs. Long Beach St., 9/8/91 (3rd)

Most Points in 1st Half

42, vs. Navy, 9/3/94  
 31, vs. Idaho St., 9/4/04

Most Points in 2nd Half

36, vs. Long Beach St., 9/8/91

Most Points in One Half

42, vs. Navy, 9/3/94

Largest Margin of Victory

49, vs. CS Los Angeles, 9/27/69

Most First Downs

30, at Iowa St., 9/16/78

Most Rushing Attempts

53, at Iowa St., 9/16/78  
 52, vs. UC Davis, 9/2/17  
 51, vs. Idaho St., 9/4/04

Most Rushing Yards

290, vs. Idaho St., 9/4/04  
 289, vs. Cal Poly, 9/3/11

Fewest Rushing Yards Allowed

-44, vs. CS Los Angeles, 9/27/69  
 11, vs. Long Beach St., 9/6/86  
 30, vs. UTEP, 8/31/06  
 31, vs. Idaho, 9/7/96  
 35, vs. Weber State, 8/31/19

Most Rushing Touchdowns

4, vs. Nicholls, 9/4/10  
 4, vs. Long Beach St., 9/8/91  
 4, vs. CS Los Angeles, 9/27/69

Most Passing Yards

371, vs. Navy, 9/5/97

Fewest Passing Yards Allowed

11, at Iowa St., 9/16/78  
 58, at No. Illinois, 9/12/70  
 59, vs. Air Force, 9/2/89  
 70, vs. New Hampshire, 9/3/16  
 73, vs. UTEP, 9/6/75

Most Passing Attempts

64, vs. Eastern Illinois, 8/31/13  
 57, vs. Arizona St., 8/31/00

Most Passing Completions

35, at Colorado St., 9/12/81

Fewest Interceptions Allowed

0, 15 times, last vs. Ohio, 8/26/23

Most Defensive Interceptions

5, vs. San Diego, 9/5/15  
 4, vs. UTEP, 8/31/06  
 4, vs. Idaho, 9/7/96

Most Total Yards

581, vs. Idaho St., 9/4/04  
 546, vs. Air Force, 9/2/89  
 531, vs. Nicholls, 9/4/10  
 518, vs. Long Beach St., 9/8/91  
 513, vs. UC Davis, 9/2/17

Fewest Total Yards Allowed

125, vs. CS Los Angeles, 9/27/69  
 141, vs. New Hampshire, 9/3/16  
 154, vs. Weber State, 8/31/19  
 171, vs. Nicholls, 9/4/10  
 184, vs. Oregon St., 9/8/72

Fewest Fumbles Lost

0, 17 times, most recently vs. New Hampshire, 9/3/16

Most Fumble Recoveries

5, vs. Oregon St., 9/8/72

Fewest Turnovers

0, vs. New Hampshire, 9/3/16  
 0, vs. Cal Poly, 9/3/11  
 0, vs. Navy, 9/3/94  
 0, at Oregon, 9/8/90

Fewest Penalties

2, vs. Weber State, 8/31/19  
 2, vs. Cal Poly, 8/30/08  
 2, at Air Force, 9/1/84

Fewest Penalty Yards

10, vs. Weber State, 8/31/19  
 10, vs. Cal Poly, 8/30/08  
 25, at Air Force, 9/1/84

Fewest Punts

1, vs. Nicholls, 9/4/10  
 2, vs. UTEP, 8/31/06  
 2, vs. Navy, 9/5/97  
 2, vs. UTEP, 9/6/75

Most Possession Time

39:06, vs. UC Davis, 9/2/17  
 37:50, vs. Eastern Illinois, 8/31/13

Most Sacks

6, vs. South Florida, 9/5/99  
 6, vs. California, 9/2/95

Fewest Sacks Allowed

0, vs. Ohio, 8/26/23  
 0, vs. Cal Poly, 9/3/11  
 0, vs. Nicholls, 9/4/10  
 0, at UCLA, 9/5/09  
 0, vs. Eastern Washington, 8/30/03  
 0, vs. South Florida, 9/5/99  
 0, vs. Air Force, 9/2/89

# 2023 FINAL STATISTICS

Overall: 4-8

MW: 2-6

Home: 3-4

Road: 1-4

Neutral: 0-0

**Team Statistics**

	SDSU	OPP
<b>Scoring</b>	<b>246</b>	<b>321</b>
Points per game	20.5	26.8
Points Off Turnovers	57	24
<b>First Downs</b>	<b>206</b>	<b>252</b>
Rushing	97	113
Passing	97	121
Penalty	12	18
<b>Rushing Yardage</b>	<b>1851</b>	<b>1989</b>
Yards gained rushing	2081	2223
Yards lost rushing	230	234
Rushing attempts	454	402
Average per rush	4.1	4.9
Average per game	154.3	165.8
TDs Rushing	16	21
<b>Passing Yardage</b>	<b>2061</b>	<b>2894</b>
Comp-Att-Int	202-319-10	222-392-12
Average per pass	6.5	7.4
Average per catch	10.2	13.0
Average per game	171.8	241.2
TDs Passing	10	16
<b>Total offense</b>	<b>3912</b>	<b>4883</b>
Total plays	773	794
Average per play	5.1	6.1
Average per game	326.0	406.9
<b>Kick returns: #-Yards</b>	<b>29-589</b>	<b>27-590</b>
<b>Punt returns: #-Yards</b>	<b>19-163</b>	<b>13-50</b>
<b>Int returns: #-Yards</b>	<b>12-206</b>	<b>10-129</b>
<b>Kick return average</b>	<b>20.3</b>	<b>21.9</b>
<b>Punt return average</b>	<b>8.6</b>	<b>3.8</b>
<b>Int return average</b>	<b>17.2</b>	<b>12.9</b>
<b>Fumbles-Lost</b>	<b>11-7</b>	<b>15-6</b>
<b>Penalties-Yards</b>	<b>59-528</b>	<b>59-525</b>
Average per game	44.0	43.8
<b>Punts-Yards</b>	<b>54-2449</b>	<b>50-1973</b>
Average per punt	45.4	39.5
Net punt average	43.0	35.6
<b>Kickoffs-Yards</b>	<b>55-3456</b>	<b>61-3579</b>
Average per kick	62.8	58.7
Net kick average	40.5	38.2
<b>Time of possession / game</b>	<b>32:40</b>	<b>27:13</b>
<b>3rd-down conversion</b>	<b>61/173</b>	<b>63/152</b>
3rd-down pct	35%	41%
<b>4rd-down conversion</b>	<b>13/23</b>	<b>9/17</b>
	<b>SDSU</b>	<b>OPP</b>
4rd-down pct	57%	53%
<b>Sacks by-Yards</b>	<b>18-112</b>	<b>24-144</b>
<b>Misc Yards</b>	<b>0</b>	<b>0</b>
<b>Touchdowns scored</b>	<b>27</b>	<b>38</b>
<b>Field goals - attempts</b>	<b>19-26</b>	<b>17-22</b>
<b>On-Side kicks</b>	<b>0-1</b>	<b>0-3</b>
<b>Red-zone scores</b>	<b>(29-37) 78%</b>	<b>(35-39) 90%</b>
<b>Red-zone touchdowns</b>	<b>(19-37) 51%</b>	<b>(25-39) 64%</b>
<b>PAT-attempts</b>	<b>(25-25) 100%</b>	<b>(34-34) 100%</b>
<b>2-point conversion-attempts</b>	<b>(0-2) 0%</b>	<b>(3-4) 75%</b>
<b>Attendance</b>	<b>173821</b>	<b>108757</b>
Games / Avg per game	7/24832	5/21751
Neutral site games	-	0/0

**Score by Periods**

Team	1st	2nd	3rd	4th	OT	TOT
San Diego St.	47	73	25	94	7	246
Opponents	31	124	76	75	15	321

# 2023 SAN DIEGO STATE STATISTICS

## Rushing

Player	gp	att	gain	loss	net	avg	td	lg	avg/g
Jalen Mayden	12	128	680	152	528	4.1	5	70	44.0
Jaylon Armstead	12	103	462	14	448	4.3	8	48	37.3
Kenan Christon	12	96	411	33	378	3.9	0	39	31.5
Cam Davis	12	52	236	11	225	4.3	0	25	18.8
Lucky Sutton	5	30	159	2	157	5.2	2	62	31.4
Martin Blake	12	28	105	2	103	3.7	1	12	8.6
Tobin O'Dell	3	4	21	8	13	3.3	0	14	4.3
Joshua Nicholson	12	2	7	0	7	3.5	0	5	0.6
Jack Browning	12	1	0	0	0	0.0	0	0	0.0
Nick Gardinera	7	1	0	0	0	0.0	0	0	0.0
Team	12	9	0	8	-8	-0.9	0	0	-0.7
<b>Total</b>	<b>12</b>	<b>454</b>	<b>2081</b>	<b>230</b>	<b>1851</b>	<b>4.1</b>	<b>16</b>	<b>70</b>	<b>154.3</b>
<b>Opponents</b>	<b>12</b>	<b>402</b>	<b>2223</b>	<b>234</b>	<b>1989</b>	<b>4.9</b>	<b>21</b>	<b>62</b>	<b>165.8</b>

## Passing

Player	gp	effic	comp-att-int	pct	yds	td	lg	avg/g
Jalen Mayden	12	122.5	199-314-9	63.4	2031	10	69	169.3
Tobin O'Dell	3	-50.0	1-2-1	50.0	0	0	0	0.0
Martin Blake	12	368.8	1-1-0	100.0	32	0	32	2.7
Zechariah Ramirez	12	83.2	1-1-0	100.0	-2	0	0	-0.2
Team	12	0.0	0-1-0	0.0	0	0	0	0.0
<b>Total</b>	<b>12</b>	<b>121.7</b>	<b>202-319-10</b>	<b>63.3</b>	<b>2061</b>	<b>10</b>	<b>69</b>	<b>171.8</b>
<b>Opponents</b>	<b>12</b>	<b>126.0</b>	<b>222-392-12</b>	<b>56.6</b>	<b>2894</b>	<b>16</b>	<b>81</b>	<b>241.2</b>

## Receiving

Player	gp	no.	yds	avg	td	lg	avg/g
Mark Redman	12	37	394	10.6	3	29	32.8
Kenan Christon	12	29	201	6.9	1	16	16.8
Mekhi Shaw	10	28	375	13.4	2	69	37.5
Brienne Penny	11	24	290	12.1	1	36	26.4
Cam Davis	12	16	53	3.3	0	16	4.4
Baylin Brooks	12	15	261	17.4	1	37	21.8
Joshua Nicholson	12	13	113	8.7	1	21	9.4
Phillippe Wesley	8	11	124	11.3	0	17	15.5
Martin Blake	12	10	115	11.5	0	33	9.6
Cameron Harpole	11	7	69	9.9	0	21	6.3
Jay Rudolph	4	4	27	6.8	0	14	6.8
Jaylon Armstead	12	3	16	5.3	0	7	1.3
Leo Kemp	11	2	13	6.5	1	8	1.2
Jack Browning	12	1	-2	-2.0	0	0	-0.2
Logan Tanner	8	1	14	14.0	0	14	1.8
Jordan Napier	4	1	-2	-2.0	0	0	-0.5
<b>Total</b>	<b>12</b>	<b>202</b>	<b>2061</b>	<b>10.2</b>	<b>10</b>	<b>69</b>	<b>171.8</b>
<b>Opponents</b>	<b>12</b>	<b>222</b>	<b>2894</b>	<b>13.0</b>	<b>16</b>	<b>81</b>	<b>241.2</b>

## Scoring

Player	td	fg	PAT							pts
			kick	rush	rcv	pass	dxp	saf		
Jack Browning	-	15-22	23-23	-	-	-	-	-	-	68
Jaylon Armstead	8	-	-	-	-	-	-	-	-	48
Jalen Mayden	5	-	-	-	-	-	-	-	-	30
Mark Redman	3	-	-	-	-	-	-	-	-	18
Gabriel Plascencia	-	4-4	2-2	-	-	-	-	-	-	14
Mekhi Shaw	2	-	-	-	-	-	-	-	-	12
Lucky Sutton	2	-	-	-	-	-	-	-	-	12
Kenan Christon	1	-	-	-	-	-	-	-	-	6
Deshawn McCuin	1	-	-	-	-	-	-	-	-	6
Brienne Penny	1	-	-	-	-	-	-	-	-	6
Joshua Nicholson	1	-	-	-	-	-	-	-	-	6
Martin Blake	1	-	-	-	-	-	-	-	-	6
Leo Kemp	1	-	-	-	-	-	-	-	-	6
Baylin Brooks	1	-	-	-	-	-	-	-	-	6
<b>Total</b>	<b>27</b>	<b>19-26</b>	<b>25-25</b>	<b>0</b>	<b>0</b>	<b>0</b>	<b>0</b>	<b>0</b>	<b>1</b>	<b>246</b>
<b>Opponents</b>	<b>38</b>	<b>17-22</b>	<b>34-34</b>	<b>0</b>	<b>3</b>	<b>3</b>	<b>0</b>	<b>1</b>	<b>1</b>	<b>321</b>

## Field Goals

Player	fg	pct.	01-19	20-29	30-39	40-49	50-99	lg	blk
Jack Browning	15-22	68.2	0-0	5-5	3-5	5-9	2-3	61	0
Gabriel Plascencia	4-4	100.0	0-0	2-2	1-1	1-1	0-0	46	0
<b>Opponents</b>	<b>17-22</b>	<b>77.3</b>	<b>1-1</b>	<b>3-3</b>	<b>7-9</b>	<b>6-9</b>	<b>0-0</b>	<b>48</b>	<b>0</b>

## FG Sequence

Team Name	San Diego St.	Opponents
Ohio	(49),(38),(21)	(19),(40),31
Idaho St.	(43),(41)	(32),(33)
UCLA	(44)	
Oregon St.	48,(52),49	(48),(44),48
Boise St.	(22),40	(29),(27)
Air Force	(61)	
Hawaii	(22),50,(24)	(46),(47)
Nevada	34	(39),(37),48,48
Utah St.	42,(23)	(24),38
Colorado St.	(22),(38)	(34),(30)
San Jose St.	(46),(21)	(35)
Fresno St.	(32),(39),(41),(33)	(43)

Numbers in parentheses indicate field goal was made

## Punt Returns

Player	no.	yds	avg	td	lg
Mekhi Shaw	14	101	7.2	0	15
Dez Malone	3	37	12.3	0	36
Cam Davis	2	25	12.5	0	21
<b>Total</b>	<b>19</b>	<b>163</b>	<b>8.6</b>	<b>0</b>	<b>36</b>
<b>Opponents</b>	<b>13</b>	<b>50</b>	<b>3.8</b>	<b>0</b>	<b>9</b>

## Interceptions

Player	no.	yds	avg	td	lg
Cedarious Barfield	4	23	5.8	0	16
Noah Tumblin	2	0	0.0	0	0
Deshawn McCuin	1	70	70.0	1	70
Dez Malone	1	0	0.0	0	0
New Zealand Williams	1	40	40.0	0	40
Chris Johnson	1	44	44.0	0	44
Trey White	1	0	0.0	0	0
Marcus Ratcliffe	1	29	29.0	0	29
<b>Total</b>	<b>12</b>	<b>206</b>	<b>17.2</b>	<b>1</b>	<b>70</b>
<b>Opponents</b>	<b>10</b>	<b>129</b>	<b>12.9</b>	<b>1</b>	<b>62</b>

## Kick Returns

Player	no.	yds	avg	td	lg
Kenan Christon	15	331	22.1	0	71
Sheldon Canley	6	102	17.0	0	24
Martin Blake	3	79	26.3	0	35
Cam Davis	2	32	16.0	0	21
Mark Redman	1	16	16.0	0	16
Mekhi Shaw	1	9	9.0	0	9
Jaylon Armstead	1	20	20.0	0	20
<b>Total</b>	<b>29</b>	<b>589</b>	<b>20.3</b>	<b>0</b>	<b>71</b>
<b>Opponents</b>	<b>27</b>	<b>590</b>	<b>21.9</b>	<b>0</b>	<b>49</b>

## Fumble Returns

Player	no.	yds	avg	td	lg
Zyrus Flaseu	3	0	0.0	0	0
Trey White	1	0	0.0	0	0
Ryan Henderson	1	0	0.0	0	0
Keion Mitchell	1	0	0.0	0	0
<b>Total</b>	<b>6</b>	<b>0</b>	<b>0.0</b>	<b>0</b>	<b>0</b>
<b>Opponents</b>	<b>7</b>	<b>0</b>	<b>0.0</b>	<b>0</b>	<b>0</b>

## All Purpose

Player	g	rush	rcv	pr	kr	ir	total	avg/g
Kenan Christon	12	378	201	0	331	0	910	75.8
Jalen Mayden	12	528	0	0	0	0	528	44.0
Mekhi Shaw	10	0	375	101	9	0	485	48.5
Jaylon Armstead	12	448	16	0	20	0	484	40.3
Mark Redman	12	0	394	0	16	0	410	34.2
Cam Davis	12	225	53	25	32	0	335	27.9
Martin Blake	12	103	115	0	79	0	297	24.8
Brienne Penny	11	0	290	0	0	0	290	26.4
Baylin Brooks	12	0	261	0	0	0	261	21.8
Lucky Sutton	5	157	0	0	0	0	157	31.4
Phillippe Wesley	8	0	124	0	0	0	124	15.5
Joshua Nicholson	12	7	113	0	0	0	120	10.0
Sheldon Canley	5	0	0	0	102	0	102	20.4
Deshawn McCuin	8	0	0	0	0	70	70	8.8
Cameron Harpole	11	0	69	0	0	0	69	6.3
Chris Johnson	12	0	0	0	0	44	44	3.7
New Zealand Williams	7	0	0	0	0	40	40	5.7
Dez Malone	12	0	0	37	0	0	37	3.1
Marcus Ratcliffe	12	0	0	0	0	29	29	2.4
Jay Rudolph	4	0	27	0	0	0	27	6.8
Cedarious Barfield	12	0	0	0	0	23	23	1.9
Logan Tanner	8	0	14	0	0	0	14	1.8
Tobin O'Dell	3	13	0	0	0	0	13	4.3
Leo Kemp	11	0	13	0	0	0	13	1.2
Jack Browning	12	0	-2	0	0	0	-2	-0.2
Jordan Napier	4	0	-2	0	0	0	-2	-0.5
Team	12	-8	0	0	0	0	-8	-0.7
<b>Total</b>	<b>12</b>	<b>1851</b>	<b>2061</b>	<b>163</b>	<b>589</b>	<b>206</b>	<b>4870</b>	<b>405.8</b>
<b>Opponents</b>	<b>12</b>	<b>1989</b>	<b>2894</b>	<b>50</b>	<b>590</b>	<b>129</b>	<b>5652</b>	<b>471.0</b>

## Total Offense

Player	g	plays	rush	pass	total	avg/g
Jalen Mayden	12	442	528	2031	2559	213.3
Jaylon Armstead	12	103	448	0	448	37.3
Kenan Christon	12	96	378	0	378	31.5
Cam Davis	12	52	225	0	225	18.8
Lucky Sutton	5	30	157	0	157	31.4
Martin Blake	12	29	103	32	135	11.3
Tobin O'Dell	3	6	13	0	13	4.3
Joshua Nicholson	12	2	7	0	7	0.6

# 2023 SAN DIEGO STATE STATISTICS

## Team Defense

##	Player	gp	Tackles				tfl/yds	Sacks no-yds	Pass defense			Fumbles		blkd	
			ua	a	tot				int-yds	brup	qbh	fr-yds	ff	kick	saf
6	Zyrus Fiaseu	12	31	33	64	11.5-57	5.5-48	.	5	5	3-0	3	.	.	
58	Cody Moon	12	30	32	62	0.5-2	.	.	2	9	.	.	.	.	
3	Cedarious Barfield	12	30	26	56	1.5-6	.	4-23	3	.	1	.	.	.	
32	Marcus Ratcliffe	12	31	20	51	1.5-5	.	1-29	1	1	.	.	.	.	
4	Dez Malone	12	33	14	47	2-15	1-10	1-0	7	1	1	.	.	.	
55	Cooper McDonald	12	20	22	42	4-9	1.5-5	.	3	10	.	.	.	.	
39	Garret Fountain	12	24	17	41	5-8	1-2	.	2	4	.	.	.	.	
24	Josh Hunter	10	26	12	38	1-1	.	.	2	.	.	.	.	.	
10	Noah Tumblyn	12	30	6	36	.	.	2-0	12	.	.	.	.	.	
21	Chris Johnson	12	15	15	30	.	.	1-44	1	.	1	.	.	.	
99	Tupu Alualu	12	14	14	28	4-11	3-10	.	.	5	.	.	.	.	
90	Daniel Okpoko	12	9	14	23	3.5-7	1-2	.	3	5	.	.	.	.	
44	Vai Kaho	11	11	12	23	1-6	0.5-5	.	.	6	.	.	.	.	
31	Davaughn Celestine	10	11	10	21	1-2	.	.	1	.	.	.	.	.	
34	Eric Butler	11	13	8	21	2.5-17	1-11	.	.	.	.	.	2	.	
47	Trey White	12	9	6	15	2-5	.	1-0	1	2	1-0	.	.	.	
45	Wyatt Draeger	12	4	10	14	1-3	.	.	1	1	.	.	.	.	
42	Brady Anderson	12	5	9	14	.	.	.	.	1	.	.	.	.	
17	Deshawn McCuin	8	9	4	13	1.5-6	0.5-1	1-70	2	.	.	.	.	.	
33	JD Coffey III	10	11	1	12	.	.	.	.	1	.	.	.	.	
36	New Zealand Williams	7	4	6	10	0.5-1	.	1-40	.	3	.	.	.	.	
97	Darrion Dalton	6	3	6	9	.	.	.	1	2	.	.	.	.	
91	Keion Mitchell	11	5	4	9	1-9	1-9	.	.	1	1-0	.	.	.	
96	Ryan Henderson	9	3	4	7	1-1	1-1	.	.	.	1-0	1	.	.	
12	Dallas Branch	4	6	1	7	.	.	.	1	.	.	.	.	.	
93	Brady Nassar	10	5	1	6	.	.	.	.	1	.	.	.	.	
94	Samuela Tuihalamaka	10	1	4	5	1-1	.	.	.	.	.	.	.	.	
50	Ryan Wintermeyer	12	2	1	3	.	.	.	.	.	.	.	.	.	
12	Jatavious Magee	12	3	.	3	.	.	.	.	.	.	.	.	.	
38	Arnold Escano	11	2	.	2	.	.	.	.	.	.	.	.	.	
22	Max Garrison	4	2	.	2	.	.	.	.	.	.	.	.	.	
30	Dominic Oliver	11	1	1	2	1-8	1-8	.	.	1	.	.	.	.	
37	DJ Bryant	11	1	1	2	.	.	.	.	.	.	.	.	.	
20	Sheldon Canley	5	1	.	1	.	.	.	.	.	.	.	.	.	
84	Darius De Los Reyes	2	1	.	1	.	.	.	.	.	.	.	.	.	
2	Jaylon Armstead	12	1	.	1	.	.	.	.	.	.	.	.	.	
40	Mikey Welsh	7	.	1	1	.	.	.	.	.	.	.	.	.	
81	Mark Redman	12	1	.	1	.	.	.	.	.	.	.	.	.	
56	DJ Herman	11	.	1	1	.	.	.	.	.	.	.	.	.	
18	Jalen Mayden	12	1	.	1	.	.	.	.	.	.	.	.	.	
46	Gabriel Plascencia	4	1	.	1	.	.	.	.	.	.	.	.	.	

##	Player	gp	Tackles				tfl/yds	Sacks no-yds	Pass defense			Fumbles		blkd	
			ua	a	tot				int-yds	brup	qbh	fr-yds	ff	kick	saf
13	Jack Browning	12	1	.	1	.	.	.	.	.	.	.	.	.	
<b>Totals</b>		<b>12</b>	<b>411</b>	<b>316</b>	<b>727</b>	<b>48-180</b>	<b>18-112</b>	<b>12-206</b>	<b>48</b>	<b>59</b>	<b>6-0</b>	<b>7</b>	<b>2</b>	<b>1</b>	
Opponents		12	467	316	783	64-242	24-144	10-129	27	37	7-0	6	0	1	

## GAME SUMMARIES

Game	Score	Score by Quarters					First Downs				Rushing			Passing			Total Off.		Return Yds	Punting No-Avg.	Fumbles No-Lost	Pen. No-Yds.	Third Downs	Avg. F. Pos.	ToP
		1	2	3	4	OT	Tot	Ru	Pa	Pn	Att	Yds	TD	C-A-I	Yds	TD	Att	Yds							
Ohio	13	3	3	0	7	-	26	7	17	2	32	102	0	26-52-3	278	1	84	380	74	3-101	0-0	6-54	7-17	UO 29	32:36
at SDSU	20	3	7	0	10	-	15	5	9	1	31	145	0	17-27-0	164	2	58	309	91	3-169	1-1	6-57	4-13	SD 30	27:23
Idaho State	28	3	10	0	15	-	24	6	12	6	17	22	1	31-63-3	322	2	78	344	91	3-30.3	0-0	6-50	7-15	IS 27	25:32
at SDSU	36	10	10	9	7	-	18	13	4	1	47	304	4	13-20-1	85	0	67	389	97	5-43.2	3-2	14-125	5-13	SD 41	34:28
UCLA	35	7	21	7	0	-	26	12	12	2	39	254	2	18-29-0	296	3	68	550	41	5-41.8	0-0	7-89	5-11	LA 27	25:05
at SDSU	10	7	3	0	0	-	17	4	11	2	33	63	0	20-38-3	196	1	71	259	56	7-43.0	0-0	4-40	5-17	SD 29	34:55
at Oregon State	26	3	9	7	7	-	20	10	10	0	32	191	2	14-30-2	284	1	62	475	10	3-42.0	0-0	4-40	5-15	OSU 21	26:39
SDSU	9	0	3	0	6	-	18	8	9	1	34	70	1	20-32-1	256	0	66	326	65	6-38.5	0-0	1-5	4-11	SD 32	33:21
Boise State	34	0	17	10	7	-	19	12	7	0	41	241	3	12-22-0	162	1	63	403	100	5-50.8	0-0	4-35	5-13	BSU 37	27:50
at SDSU	31	7	10	0	14	-	22	10	11	1	40	166	3	17-23-0	273	1	63	439	165	3-40.0	2-2	5-23	7-13	SD 28	32:10
at Air Force	49	0	21	21	7	-	24	17	6	1	52	287	4	6-7-0	189	2	59	476	30	1-45.0	0-0	1-5	4-8	AF 24	32:05
SDSU	10	0	10	0	0	-	14	8	6	0	30	105	0	13-25-1	122	1	55	227	26	5-46.4	0-0	5-34	4-13	SD 22	27:55
at Hawai'i	34	0	14	10	10	-	19	4	14	1	14	53	1	29-48-1	427	3	62	480	61	4-36.2	3-3	2-11	6-12	UH 23	23:52
SDSU	41	10	7	3	21	-	17	10	7	0	43	157	3	18-24-1	221	1	67	378	152	4-56.0	1-0	1-15	5-14	SD 42	36:08
Nevada	6	3	3	0	0	-	17	10	4	3	39	144	0	9-22-0	98	0	61	242	17	6-34.7	0-0	10-58	3-12	NV 22	30:14
at SDSU	0	0	0	0	0	-	11	8	2	1	39	157	0	6-14-0	47	0	53	204	20	6-43.0	2-1	7-80	0-10	SD 36	29:46
Utah State	32	0	3	7	7	15	20	10	9	1	44	171	2	23-32-0	229	2	76	400	123	7-35.9	1-0	6-48	8-19	USU 27	28:30
at SDSU	24	0	7	0	10	7	17	5	11	1	31	121	0	26-40-1	263	3	71	384	82	6-47.5	1-0	9-84	7-18	SD 31	31:10
at Colorado State	22	5	10	7	10	-	22	10	10	2	44	183	2	18-31-1	244	0	75	427	43	5-41.8	4-1	11-111	9-17	CS 23	30:18
SDSU	19	0	0	6	13	-	17	7	7	3	32	145	2	19-25-0	128	0	57	273	77	5-49.4	1-1	4-45	5-14	SD 28	28:13
at San Jose State	24	0	10	7	7	-	19	9	10	0	29	181	2	15-20-1	174	1	49	355	49	2-37.5	2-0	1-15	4-8	SJ 28	24:44
SDSU	13	7	3	0	3	-	18	9	8	1	41	183	1	15-24-2	117	0	65	300	78	1-48.0	0-0	1-10	7-16	SD 28	35:16
Fresno State	18	7	3	0	8	-	17	6	11	0	19	151	2	21-37-1	190	0	56	341	130	6-38.0	1-0	1-8	1-9	FS 23	19:09
at SDSU	33	3	13	7	10	-	21	9	12	0	53	226	2	17-26-0	189	1	79	415	71	3-39.3	0-0	2-10	8-19	SD 32	40:51

# 2023 RED ZONE STATISTICS

## San Diego St. Inside Opponent Red-Zone

Date	Opponent	Score	Times In RZ	Times Scored	Total		Rush	Pass	FGs	Failed to score inside RZ					
					Pts	TDs	TDs	TDs	Made	FGA	Down	Int	Fumb	Half	Game
08/26/2023	Ohio	W 20-13	3	3	17	2	0	2	1	1	0	0	0	0	0
09/02/2023	Idaho St.	W 36-28	3	2	14	2	2	0	0	0	0	0	1	0	0
09/09/2023	UCLA	L 10-35	2	0	0	0	0	0	0	0	1	1	0	0	0
09/16/2023	at Oregon St.	L 9-26	2	1	6	1	1	0	0	0	0	1	0	0	0
09/22/2023	Boise St.	L 31-34	5	4	24	3	3	0	1	1	0	0	1	0	0
09/30/2023	at Air Force	L 10-49	0	0	0	0	0	0	0	0	0	0	0	0	0
10/14/2023	at Hawaii	W 41-34	5	5	27	3	3	0	2	2	0	0	0	0	0
10/21/2023	Nevada	L 0-6	1	0	0	0	0	0	0	1	0	0	0	0	0
11/04/2023	Utah St.	L 24-32	6	4	24	3	0	3	1	1	1	1	0	0	0
11/11/2023	at Colorado St.	L 19-22	3	3	16	2	2	0	1	1	0	0	0	0	0
11/18/2023	at San Jose St.	L 13-24	3	3	13	1	1	0	2	2	0	0	0	0	0
11/25/2023	Fresno St.	W 33-18	4	4	20	2	1	1	2	2	0	0	0	0	0
<b>Totals 29 of 37 (78.4%)</b>			<b>37</b>	<b>29</b>	<b>161</b>	<b>19</b>	<b>13</b>	<b>6</b>	<b>10</b>	<b>11</b>	<b>2</b>	<b>3</b>	<b>2</b>	<b>0</b>	<b>0</b>

## Opponents Inside San Diego St. Red-Zone

Date	Opponent	Score	Times In RZ	Times Scored	Total		Rush	Pass	FGs	Failed to score inside RZ					
					Pts	TDs	TDs	TDs	Made	FGA	Down	Int	Fumb	Half	Game
08/26/2023	Ohio	W 20-13	4	2	10	1	0	1	1	2	0	1	0	0	0
09/02/2023	Idaho St.	W 36-28	4	4	21	2	1	1	2	2	0	0	0	0	0
09/09/2023	UCLA	L 10-35	3	2	14	2	1	1	0	0	0	0	1	0	0
09/16/2023	Oregon St.	L 9-26	2	2	13	2	2	0	0	0	0	0	0	0	0
09/22/2023	Boise St.	L 31-34	4	4	20	2	2	0	2	2	0	0	0	0	0
09/30/2023	Air Force	L 10-49	4	4	28	4	4	0	0	0	0	0	0	0	0
10/14/2023	Hawaii	W 41-34	3	3	21	3	1	2	0	0	0	0	0	0	0
10/21/2023	Nevada	L 0-6	1	1	3	0	0	0	1	1	0	0	0	0	0
11/04/2023	Utah St.	L 24-32	4	4	25	3	2	1	1	1	0	0	0	0	0
11/11/2023	Colorado St.	L 19-22	4	4	20	2	2	0	2	2	0	0	0	0	0
11/18/2023	San Jose St.	L 13-24	5	4	24	3	2	1	1	1	0	0	0	0	1
11/25/2023	Fresno St.	W 33-18	1	1	8	1	1	0	0	0	0	0	0	0	0
<b>Totals 35 of 39 (89.7%)</b>			<b>39</b>	<b>35</b>	<b>207</b>	<b>25</b>	<b>18</b>	<b>7</b>	<b>10</b>	<b>11</b>	<b>0</b>	<b>1</b>	<b>1</b>	<b>0</b>	<b>1</b>

# 2023 SAN DIEGO STATE GAME-BY-GAME STATISTICS

Date	Opponent	Rushing				Receiving				Passing				Kick Returns				Punt Returns				tot off		
		no.	yds	td	lg	no.	yds	td	lg	cmp	att	int	yds	td	lg	no.	yds	td	lg	no.	yds		td	lg
08/26/2023	Ohio	31	154	0	48	18	164	2	23	18	28	0	164	2	23	2	44	0	29	0	0	0	0	318
09/02/2023	Idaho St.	47	304	4	56	13	85	0	29	13	20	1	85	0	29	4	80	0	35	2	17	0	11	389
09/09/2023	UCLA	33	63	0	16	20	196	1	21	20	38	3	196	1	21	2	41	0	22	2	15	0	15	259
09/16/2023	at Oregon St.	34	70	1	24	20	256	0	29	20	32	1	256	0	29	3	64	0	33	2	1	0	1	326
09/22/2023	Boise St.	40	166	3	16	17	273	1	37	17	23	0	273	1	37	3	104	0	71	3	61	0	36	439
09/30/2023	at Air Force	30	105	0	22	13	122	1	21	13	25	1	122	1	21	2	26	0	14	0	0	0	0	227
10/14/2023	at Hawaii	43	157	3	25	18	221	1	69	18	24	1	221	1	69	3	51	0	24	1	14	0	14	378
10/21/2023	Nevada	39	157	0	14	6	47	0	19	6	14	0	47	0	19	1	15	0	15	2	5	0	4	204
11/04/2023	Utah St.	31	121	0	62	26	263	3	33	26	40	1	263	3	33	3	47	0	20	4	30	0	13	384
11/11/2023	at Colorado St.	32	145	2	39	19	128	0	25	19	25	0	128	0	25	2	49	0	26	2	12	0	9	273
11/18/2023	at San Jose St.	41	183	1	39	15	117	0	15	15	24	2	117	0	15	2	34	0	21	0	0	0	0	300
11/25/2023	Fresno St.	53	226	2	70	17	189	1	28	17	26	0	189	1	28	2	34	0	18	1	8	0	8	415
<b>San Diego St.</b>		<b>454</b>	<b>1851</b>	<b>16</b>	<b>70</b>	<b>202</b>	<b>2061</b>	<b>10</b>	<b>69</b>	<b>202</b>	<b>319</b>	<b>10</b>	<b>2061</b>	<b>10</b>	<b>69</b>	<b>29</b>	<b>589</b>	<b>0</b>	<b>71</b>	<b>19</b>	<b>163</b>	<b>0</b>	<b>36</b>	<b>3912</b>
<b>Opponents</b>		<b>402</b>	<b>1989</b>	<b>21</b>	<b>62</b>	<b>222</b>	<b>2894</b>	<b>16</b>	<b>81</b>	<b>222</b>	<b>392</b>	<b>12</b>	<b>2894</b>	<b>16</b>	<b>81</b>	<b>27</b>	<b>590</b>	<b>0</b>	<b>49</b>	<b>13</b>	<b>50</b>	<b>0</b>	<b>9</b>	<b>4883</b>

## San Diego St. Averages

Games	Avg/ rush	Avg/ catch	Pass effic	KR avg	PR avg	All purpose avg/game	Total offense avg/game
12	4.1	10.2	121.7	20.3	8.6	405.8	326.0

Date	Opponent	Tackles			Sacks	Fumble	Pass Defense			blkd	PAT attempts			off				
		ua	a	total			tfl-yds	no-yds	ff		fr-yds	int-yds	qbh	brup	kick	kick	rush	rcv
08/26/2023	Ohio	45	22	67	3.0-13	2-12	0	0-0	3-47	10	8	0	2-2	0	0	0	7	20
09/02/2023	Idaho St.	32	10	42	4.0-14	3-13	0	0-0	3-0	14	9	0	4-4	0	0	1	10	36
09/09/2023	UCLA	36	32	68	5.0-21	2-15	2	2-0	0-0	6	2	0	1-1	0	0	0	0	10
09/16/2023	at Oregon St.	25	32	57	3.0-8	0-0	0	0-0	2-0	6	4	0	0-0	0	0	0	6	9
09/22/2023	Boise St.	42	16	58	5.0-25	1-11	0	0-0	0-0	3	6	0	4-4	0	0	0	0	31
09/30/2023	at Air Force	24	50	74	3.0-8	0-0	0	0-0	0-0	0	0	0	1-1	0	0	0	0	10
10/14/2023	at Hawaii	33	10	43	4.0-10	1-1	2	3-0	1-70	7	5	1	5-5	0	0	0	21	41
10/21/2023	Nevada	39	16	55	5.0-29	3-26	0	0-0	0-0	4	1	0	0-0	0	0	0	0	0
11/04/2023	Utah St.	49	30	79	12.0-37	5-25	1	0-0	0-0	3	2	1	3-3	0	0	0	0	24
11/11/2023	at Colorado St.	28	56	84	0.0-0	0-0	2	1-0	1-16	0	2	0	1-1	0	0	0	7	19
11/18/2023	at San Jose St.	29	20	49	3.0-6	0-0	0	0-0	1-44	3	2	0	1-1	0	0	0	3	13
11/25/2023	Fresno St.	29	22	51	1.0-9	1-9	0	0-0	1-29	3	7	0	3-3	0	0	0	3	33
<b>San Diego St.</b>		<b>411</b>	<b>316</b>	<b>727</b>	<b>48.0-180</b>	<b>18-112</b>	<b>7</b>	<b>6-0</b>	<b>12-206</b>	<b>59</b>	<b>48</b>	<b>2</b>	<b>25-25</b>	<b>0</b>	<b>0</b>	<b>1</b>	<b>57</b>	<b>246</b>
<b>Opponents</b>		<b>467</b>	<b>316</b>	<b>783</b>	<b>64.0-242</b>	<b>24-144</b>	<b>6</b>	<b>7-0</b>	<b>10-129</b>	<b>37</b>	<b>27</b>	<b>0</b>	<b>34-34</b>	<b>0</b>	<b>3</b>	<b>1</b>	<b>24</b>	<b>321</b>

Date	Opponent	Punting										Field Goals			Kickoffs			
		no.	yds	avg	long	blkd	tb	fc	50+	i20	md-att	long	blkd	no.	yds	avg	tb	ob
08/26/2023	Ohio	3	169	56.3	60	0	0	0	3	0	2-3	49	0	4	221	55.3	0	1
09/02/2023	Idaho St.	5	216	43.2	48	0	1	2	0	1	2-2	43	0	7	451	64.4	3	0
09/09/2023	UCLA	7	301	43.0	50	0	0	3	1	2	1-1	44	0	3	195	65.0	2	0
09/16/2023	at Oregon St.	6	231	38.5	51	0	1	3	1	3	1-3	52	0	3	180	60.0	2	0
09/22/2023	Boise St.	3	120	40.0	45	0	0	1	0	0	1-2	22	0	5	310	62.0	0	1
09/30/2023	at Air Force	5	232	46.4	54	0	0	2	1	2	1-1	61	0	2	130	65.0	2	0
10/14/2023	at Hawaii	4	224	56.0	66	0	0	1	3	3	2-3	24	0	8	519	64.9	6	0
10/21/2023	Nevada	6	258	43.0	58	0	1	3	1	3	0-1	0	0	1	59	59.0	0	0
11/04/2023	Utah St.	6	285	47.5	65	0	1	4	2	3	1-2	23	0	4	244	61.0	2	0
11/11/2023	at Colorado St.	5	247	49.4	65	0	0	2	2	4	2-2	38	0	6	394	65.7	0	0
11/18/2023	at San Jose St.	1	48	48.0	48	0	1	0	0	0	2-2	46	0	4	243	60.8	0	0
11/25/2023	Fresno St.	3	118	39.3	41	0	0	2	0	1	4-4	41	0	8	510	63.8	1	0
<b>San Diego St.</b>		<b>54</b>	<b>2449</b>	<b>45.4</b>	<b>66</b>	<b>0</b>	<b>5</b>	<b>23</b>	<b>14</b>	<b>22</b>	<b>19-26</b>	<b>61</b>	<b>0</b>	<b>55</b>	<b>3456</b>	<b>62.8</b>	<b>18</b>	<b>2</b>

Date	Opponent	Punting										Field Goals			Kickoffs			
		no.	yds	avg	long	blkd	tb	fc	50+	i20	md-att	long	blkd	no.	yds	avg	tb	ob
<b>Opponents</b>		<b>50</b>	<b>1973</b>	<b>39.5</b>	<b>67</b>	<b>2</b>	<b>2</b>	<b>10</b>	<b>12</b>	<b>13</b>	<b>17-22</b>	<b>48</b>	<b>0</b>	<b>61</b>	<b>3579</b>	<b>58.7</b>	<b>27</b>	<b>4</b>



# 2023 OPPONENT GAME-BY-GAME STATISTICS

Date	Opponent	Rushing				Receiving				Passing				Kick Returns				Punt Returns				tot off
		no.	yds	td	lg	no.	yds	td	lg	cmp-att-int	yds	td	lg	no.	yds	td	lg	no.	yds	td	lg	
08/26/2023	Ohio	31	111	0	14	26	279	1	22	26-51-3	279	1	22	3	61	0	28	3	13	0	9	390
09/02/2023	Idaho St.	17	22	1	10	31	322	2	39	31-63-3	322	2	39	3	91	0	33	0	0	0	0	344
09/09/2023	UCLA	39	254	2	59	18	296	3	81	18-29-0	296	3	81	1	23	0	23	3	15	0	6	550
09/16/2023	at Oregon St.	32	191	2	43	14	284	1	75	14-30-2	284	1	75	1	10	0	10	0	0	0	0	475
09/22/2023	Boise St.	41	241	3	58	12	162	1	39	12-22-0	162	1	39	4	101	0	49	1	-1	0	0	403
09/30/2023	at Air Force	52	287	4	41	6	189	2	54	6-7-0	189	2	54	0	0	0	0	0	0	0	0	476
10/14/2023	at Hawaii	15	53	1	11	29	427	3	65	29-48-1	427	3	65	2	49	0	31	2	7	0	4	480
10/21/2023	Nevada	39	144	0	16	9	98	0	44	9-22-0	98	0	44	1	14	0	14	1	3	0	3	242
11/04/2023	Utah St.	44	171	2	20	23	229	2	50	23-32-0	229	2	50	2	55	0	43	1	6	0	6	400
11/11/2023	at Colorado St.	44	183	2	21	18	244	0	42	18-31-1	244	0	42	2	36	0	22	1	7	0	7	427
11/18/2023	at San Jose St.	29	181	2	57	15	174	1	42	15-20-1	174	1	42	2	20	0	20	0	0	0	0	355
11/25/2023	Fresno St.	19	151	2	62	21	190	0	17	21-37-1	190	0	17	6	130	0	37	1	0	0	0	341
<b>Opponents</b>		<b>402</b>	<b>1989</b>	<b>21</b>	<b>62</b>	<b>222</b>	<b>2894</b>	<b>16</b>	<b>81</b>	<b>222-392-12</b>	<b>2894</b>	<b>16</b>	<b>81</b>	<b>27</b>	<b>590</b>	<b>0</b>	<b>49</b>	<b>13</b>	<b>50</b>	<b>0</b>	<b>9</b>	<b>4883</b>
<b>San Diego St.</b>		<b>454</b>	<b>1851</b>	<b>16</b>	<b>70</b>	<b>202</b>	<b>2061</b>	<b>10</b>	<b>69</b>	<b>202-319-10</b>	<b>2061</b>	<b>10</b>	<b>69</b>	<b>29</b>	<b>589</b>	<b>0</b>	<b>71</b>	<b>19</b>	<b>163</b>	<b>0</b>	<b>36</b>	<b>3912</b>

## Opponents Averages

Games	Avg/ rush	Avg/ catch	Pass effc	KR avg	PR avg	All purpose avg/game	Total offense avg/game
12	4.9	13.0	126.0	21.9	3.8	471.0	406.9

Date	Opponent	Tackles			Sacks	Fumble	Pass Defense			blkd	PAT attempts			off					
		ua	a	total			tfl-yds	no-yds	ff		fr-yds	int-yds	qbh	brup	kick	kick	rush	rcv	saf
08/26/2023	Ohio	26	34	60	5.0-9	0-0	1	1-0	0-0	4	2	0	1-1	0	0	0	0	0	13
09/02/2023	Idaho St.	44	22	66	5.0-12	1-3	3	2-0	1-0	3	2	0	2-2	0	1	0	0	0	28
09/09/2023	UCLA	48	14	62	10.0-36	4-17	0	0-0	3-3	7	4	0	5-5	0	0	0	0	7	35
09/16/2023	at Oregon St.	35	40	75	9.0-57	6-50	0	0-0	1-0	3	1	0	2-2	0	0	0	0	0	26
09/22/2023	Boise St.	47	16	63	3.0-8	1-6	2	2-0	0-0	3	1	0	4-4	0	0	0	0	7	34
09/30/2023	at Air Force	31	20	51	4.0-12	1-7	0	0-0	1-30	3	2	0	7-7	0	0	0	0	7	49
10/14/2023	at Hawaii	49	14	63	2.0-5	1-2	0	0-0	1-5	4	3	0	4-4	0	0	0	0	0	34
10/21/2023	Nevada	32	26	58	1.0-6	1-6	0	1-0	0-0	1	3	0	0-0	0	0	0	0	0	6
11/04/2023	Utah St.	40	30	70	6.0-27	1-6	0	0-0	1-62	3	4	0	3-3	0	1	0	0	0	32
11/11/2023	at Colorado St.	34	34	68	7.0-29	3-21	0	1-0	0-0	0	2	0	2-2	0	0	1	3	22	
11/18/2023	at San Jose St.	34	36	70	6.0-16	3-11	0	0-0	2-29	3	1	0	3-3	0	0	0	0	0	24
11/25/2023	Fresno St.	47	30	77	6.0-25	2-15	0	0-0	0-0	3	2	0	1-1	0	1	0	0	0	18
<b>Opponents</b>		<b>467</b>	<b>316</b>	<b>783</b>	<b>64.0-242</b>	<b>24-144</b>	<b>6</b>	<b>7-0</b>	<b>10-129</b>	<b>37</b>	<b>27</b>	<b>0</b>	<b>34-34</b>	<b>0</b>	<b>3</b>	<b>1</b>	<b>24</b>	<b>321</b>	
<b>San Diego St.</b>		<b>411</b>	<b>316</b>	<b>727</b>	<b>48.0-180</b>	<b>18-112</b>	<b>7</b>	<b>6-0</b>	<b>12-206</b>	<b>59</b>	<b>48</b>	<b>2</b>	<b>25-25</b>	<b>0</b>	<b>0</b>	<b>1</b>	<b>57</b>	<b>246</b>	

Date	Opponent	Punting							Field Goals				Kickoffs					
		no.	yds	avg	long	blkd	tb	fc	50+	i20	md-att	long	blkd	no.	yds	avg	tb	ob
08/26/2023	Ohio	3	101	33.7	38	0	0	3	0	2	2-3	40	0	4	190	47.5	1	1
09/02/2023	Idaho St.	3	122	40.7	49	0	0	0	0	0	2-2	33	0	6	279	46.5	1	0
09/09/2023	UCLA	5	209	41.8	55	0	0	2	1	1	0-0	0	0	6	387	64.5	4	0
09/16/2023	at Oregon St.	3	126	42.0	51	0	0	0	1	0	2-3	48	0	6	277	46.2	2	1
09/22/2023	Boise St.	5	254	50.8	67	0	0	0	3	3	2-2	29	0	7	404	57.7	3	1
09/30/2023	at Air Force	1	45	45.0	45	0	1	0	0	0	0-0	0	0	8	518	64.8	6	0
10/14/2023	at Hawaii	4	145	36.3	55	1	1	0	2	0	2-2	47	0	6	390	65.0	3	0
10/21/2023	Nevada	6	208	34.7	52	0	0	1	1	1	2-4	39	0	2	128	64.0	1	0
11/04/2023	Utah St.	7	251	35.9	50	1	0	0	1	2	1-2	24	0	4	236	59.0	0	1
11/11/2023	at Colorado St.	5	209	41.8	58	0	0	0	2	2	2-2	34	0	5	338	67.6	3	0
11/18/2023	at San Jose St.	2	75	37.5	39	0	0	2	0	1	1-1	35	0	4	248	62.0	2	0
11/25/2023	Fresno St.	6	228	38.0	50	0	0	2	1	1	1-1	43	0	3	184	61.3	1	0
<b>Opponents</b>		<b>50</b>	<b>1973</b>	<b>39.5</b>	<b>67</b>	<b>2</b>	<b>2</b>	<b>10</b>	<b>12</b>	<b>13</b>	<b>17-22</b>	<b>48</b>	<b>0</b>	<b>61</b>	<b>3579</b>	<b>58.7</b>	<b>27</b>	<b>4</b>

Date	Opponent	Punting							Field Goals				Kickoffs					
		no.	yds	avg	long	blkd	tb	fc	50+	i20	md-att	long	blkd	no.	yds	avg	tb	ob
<b>San Diego St.</b>		<b>54</b>	<b>2449</b>	<b>45.4</b>	<b>66</b>	<b>0</b>	<b>5</b>	<b>23</b>	<b>14</b>	<b>22</b>	<b>19-26</b>	<b>61</b>	<b>0</b>	<b>55</b>	<b>3456</b>	<b>62.8</b>	<b>18</b>	<b>2</b>

# 2023 GAME-BY-GAME COMPARISON

Opponent	Score	First Downs			Pen	Rushing Number-Yards	Passing		Yards	Total Offense Plays-Yards	Return Yards	Turn- Overs
		Total	Rush	Pass			Comp-Att.-Int					
Ohio	20-13	16 / 25	6 / 7	9 / 16	1 / 2	31-154 / 31-111	18-28-0 / 26-51-3	164 / 279	59-318 / 82-390	91 / 74	1 / 3	
Idaho St.	36-28	18 / 24	13 / 6	4 / 12	1 / 6	47-304 / 17-22	13-20-1 / 31-63-3	85 / 322	67-389 / 80-344	97 / 91	3 / 3	
UCLA	10-35	17 / 26	4 / 12	11 / 12	2 / 2	33-63 / 39-254	20-38-3 / 18-29-0	196 / 296	71-259 / 68-550	56 / 41	3 / 2	
Oregon St.	9-26	18 / 20	8 / 10	9 / 10	1 / 0	34-70 / 32-191	20-32-1 / 14-30-2	256 / 284	66-326 / 62-475	65 / 10	1 / 2	
Boise St.	31-34	22 / 19	10 / 12	11 / 7	1 / 0	40-166 / 41-241	17-23-0 / 12-22-0	273 / 162	63-439 / 63-403	165 / 100	2 / 0	
Air Force	10-49	14 / 24	8 / 17	6 / 6	0 / 1	30-105 / 52-287	13-25-1 / 6-7-0	122 / 189	55-227 / 59-476	26 / 30	1 / 0	
Hawaii	41-34	17 / 19	10 / 4	7 / 14	0 / 1	43-157 / 15-53	18-24-1 / 29-48-1	221 / 427	67-378 / 63-480	135 / 61	1 / 4	
Nevada	0-6	11 / 17	8 / 10	2 / 4	1 / 3	39-157 / 39-144	6-14-0 / 9-22-0	47 / 98	53-204 / 61-242	20 / 17	1 / 0	
Utah St.	24-32	17 / 20	5 / 10	11 / 9	1 / 1	31-121 / 44-171	26-40-1 / 23-32-0	263 / 229	71-384 / 76-400	77 / 123	1 / 0	
Colorado St.	19-22	17 / 22	7 / 10	7 / 10	3 / 2	32-145 / 44-183	19-25-0 / 18-31-1	128 / 244	57-273 / 75-427	77 / 43	1 / 2	
San Jose St.	13-24	18 / 19	9 / 9	8 / 10	1 / 0	41-183 / 29-181	15-24-2 / 15-20-1	117 / 174	65-300 / 49-355	78 / 49	2 / 1	
Fresno St.	33-18	21 / 17	9 / 6	12 / 11	0 / 0	53-226 / 19-151	17-26-0 / 21-37-1	189 / 190	79-415 / 56-341	71 / 130	0 / 1	
<b>Totals</b>	<b>246-321</b>	<b>206 / 252</b>	<b>97 / 113</b>	<b>97 / 121</b>	<b>12 / 18</b>	<b>454-1851 / 402-1989</b>	<b>202-319-10 / 222-392-12</b>	<b>2061 / 2894</b>	<b>773-3912 / 794-4883</b>	<b>958 / 769</b>	<b>17 / 18</b>	

Opponents	3rd Down Conversion	4th Down Conversion	Time of Possession	TOP Margin	Avg Yds/Rush	Avg Yds/Pass	Avg Yds/Play	Punting Number-Avg	Penalties Number-Yards	Sacks
Ohio	3-12 / 7-17	1-2 / 2-2	27:24 / 32:36	-05:12	5.0 / 3.6	5.9 / 5.5	5.4 / 4.8	3-56.3 / 3-33.7	6-57.0 / 6-55.0	2 / 0
Idaho St.	5-13 / 7-15	0-0 / 0-3	34:28 / 25:32	08:56	6.5 / 1.3	4.3 / 5.1	5.8 / 4.3	5-43.2 / 3-40.7	14-125.0 / 6-50.0	3 / 1
UCLA	5-16 / 5-11	0-1 / 1-1	34:55 / 25:05	09:50	1.9 / 6.5	5.2 / 10.2	3.6 / 8.1	7-43.0 / 5-41.8	4-40.0 / 7-89.0	2 / 4
Oregon St.	5-15 / 4-11	1-1 / 0-0	33:21 / 26:39	06:42	2.1 / 6.0	8.0 / 9.5	4.9 / 7.7	6-38.5 / 3-42.0	1-5.0 / 4-40.0	0 / 6
Boise St.	7-13 / 5-13	0-0 / 1-1	32:10 / 27:50	04:20	4.2 / 5.9	11.9 / 7.4	7.0 / 6.4	3-40.0 / 5-50.8	5-23.0 / 4-35.0	1 / 1
Air Force	4-13 / 4-8	3-4 / 2-2	27:55 / 32:05	-04:10	3.5 / 5.5	4.9 / 27.0	4.1 / 8.1	5-46.4 / 1-45.0	5-34.0 / 1-5.0	0 / 1
Hawaii	5-14 / 6-12	0-1 / 0-2	36:08 / 23:52	12:16	3.7 / 3.5	9.2 / 8.9	5.6 / 7.6	4-56.0 / 4-36.3	1-15.0 / 2-11.0	1 / 1
Nevada	0-10 / 3-12	1-3 / 0-0	29:46 / 30:14	-00:28	4.0 / 3.7	3.4 / 4.5	3.8 / 4.0	6-43.0 / 6-34.7	7-80.0 / 10-58.0	3 / 1
Utah St.	7-18 / 8-19	0-3 / 1-2	31:30 / 28:30	03:00	3.9 / 3.9	6.6 / 7.2	5.4 / 5.3	6-47.5 / 7-35.9	9-84.0 / 6-48.0	5 / 1
Colorado St.	5-14 / 9-17	1-1 / 1-1	28:13 / 30:18	-02:05	4.5 / 4.2	5.1 / 7.9	4.8 / 5.7	5-49.4 / 5-41.8	4-45.0 / 11-111.0	0 / 3
San Jose St.	7-16 / 4-8	3-4 / 1-1	35:16 / 24:44	10:32	4.5 / 6.2	4.9 / 8.7	4.6 / 7.2	1-48.0 / 2-37.5	1-10.0 / 1-15.0	0 / 3
Fresno St.	8-19 / 1-9	3-3 / 0-2	40:51 / 19:09	21:42	4.3 / 7.9	7.3 / 5.1	5.3 / 6.1	3-39.3 / 6-38.0	2-10.0 / 1-8.0	1 / 2
<b>Totals</b>	<b>61-173 / 63-152</b>	<b>13-23 / 9-17</b>	<b>391:57 / 326:34</b>	<b>65:23</b>	<b>4.1 / 4.9</b>	<b>6.5 / 7.4</b>	<b>5.1 / 6.1</b>	<b>54-45.4 / 50-39.5</b>	<b>59-528.0 / 59-525.0</b>	<b>18 / 24</b>

Note: Game totals are displayed in the format TEAM/OPPONENT for each category

# 2024 GAME-BY-GAME RUSHING STATISTICS

## #2 - Jaylon Armstead - RB

Date	Opponent	No.	Yds.	Avg.	TD	Lg.
A.31	Texas A&M-Commerce					
S.7	Oregon State					
S.14	at California					
S.28	at Central Michigan					
O.5	Hawai'i*					
O.12	at Wyoming*					
O.26	Washington State					
N.1	at Boise State*					
N.8	New Mexico*					
N.16	at UNLV*					
N.23	at Utah State*					
N.30	Air Force*					
<b>2024 Totals</b>						
<b>2023</b>		<b>103</b>	<b>448</b>	<b>4.4</b>	<b>8</b>	<b>48</b>
<b>2022</b>		<b>52</b>	<b>313</b>	<b>6.0</b>	<b>2</b>	<b>61</b>
<b>2021</b>		<b>24</b>	<b>75</b>	<b>3.1</b>	<b>0</b>	<b>8</b>
<b>2020</b>		<b>1</b>	<b>5</b>	<b>5.0</b>	<b>0</b>	<b>5</b>
<b>CAREER (31-4 GP-GS)</b>		<b>180</b>	<b>841</b>	<b>4.7</b>	<b>10</b>	<b>61</b>

\* - Mountain West game.

## #23 - Kenan Christon - RB

Date	Opponent	No.	Yds.	Avg.	TD	Lg.
A.31	Texas A&M-Commerce					
S.7	Oregon State					
S.14	at California					
S.28	at Central Michigan					
O.5	Hawai'i*					
O.12	at Wyoming*					
O.26	Washington State					
N.1	at Boise State*					
N.8	New Mexico*					
N.16	at UNLV*					
N.23	at Utah State*					
N.30	Air Force*					
<b>2024 Totals</b>						
<b>2023</b>		<b>96</b>	<b>378</b>	<b>3.9</b>	<b>0</b>	<b>39</b>
<b>2022</b>		<b>71</b>	<b>261</b>	<b>3.7</b>	<b>1</b>	<b>49</b>
<b>2021<sup>^</sup></b>		<b>0</b>	<b>0</b>	<b>0.0</b>	<b>0</b>	<b>0</b>
<b>2020<sup>^</sup></b>		<b>10</b>	<b>70</b>	<b>7.0</b>	<b>0</b>	<b>47</b>
<b>2019<sup>^</sup></b>		<b>68</b>	<b>373</b>	<b>5.5</b>	<b>2</b>	<b>55</b>
<b>CAREER (38-13 GP-GS)</b>		<b>245</b>	<b>1,110</b>	<b>4.5</b>	<b>3</b>	<b>55</b>

\* - Mountain West game. <sup>^</sup> - at USC.

## #15 - Marquez Cooper - RB

Date	Opponent	No.	Yds.	Avg.	TD	Lg.
A.31	Texas A&M-Commerce					
S.7	Oregon State					
S.14	at California					
S.28	at Central Michigan					
O.5	Hawai'i*					
O.12	at Wyoming*					
O.26	Washington State					
N.1	at Boise State*					
N.8	New Mexico*					
N.16	at UNLV*					
N.23	at Utah State*					
N.30	Air Force*					
<b>2024 Totals</b>						
<b>2023<sup>%</sup></b>		<b>227</b>	<b>1,043</b>	<b>4.6</b>	<b>4</b>	<b>39</b>
<b>2022<sup>^</sup></b>		<b>285</b>	<b>1,331</b>	<b>4.7</b>	<b>13</b>	<b>46</b>
<b>2021<sup>^</sup></b>		<b>241</b>	<b>1,205</b>	<b>5.0</b>	<b>11</b>	<b>66</b>
<b>2020<sup>^</sup></b>		<b>56</b>	<b>282</b>	<b>5.0</b>	<b>5</b>	<b>19</b>
<b>CAREER (42-42 GP-GS)</b>		<b>809</b>	<b>3,861</b>	<b>4.8</b>	<b>33</b>	<b>66</b>

\* - Mountain West game. <sup>%</sup> - at Ball State. <sup>^</sup> - at Kent State

## #9 - Kyle Crum - QB

Date	Opponent	No.	Yds.	Avg.	TD	Lg.
A.31	Texas A&M-Commerce					
S.7	Oregon State					
S.14	at California					
S.28	at Central Michigan					
O.5	Hawai'i*					
O.12	at Wyoming*					
O.26	Washington State					
N.1	at Boise State*					
N.8	New Mexico*					
N.16	at UNLV*					
N.23	at Utah State*					
N.30	Air Force*					
<b>2024 Totals</b>						
<b>2023</b>		<b>0</b>	<b>0</b>	<b>0.0</b>	<b>0</b>	<b>0</b>
<b>2022</b>		<b>11</b>	<b>-11</b>	<b>-1.0</b>	<b>0</b>	<b>9</b>
<b>CAREER (4-0 GP-GS)</b>		<b>11</b>	<b>-11</b>	<b>-1.0</b>	<b>0</b>	<b>9</b>

\* - Mountain West game.

## #29 - Cam Davis - RB

Date	Opponent	No.	Yds.	Avg.	TD	Lg.
A.31	Texas A&M-Commerce					
S.7	Oregon State					
S.14	at California					
S.28	at Central Michigan					
O.5	Hawai'i*					
O.12	at Wyoming*					
O.26	Washington State					
N.1	at Boise State*					
N.8	New Mexico*					
N.16	at UNLV*					
N.23	at Utah State*					
N.30	Air Force*					
<b>2024 Totals</b>						
<b>2023</b>		<b>52</b>	<b>225</b>	<b>4.3</b>	<b>0</b>	<b>25</b>
<b>2022</b>		<b>46</b>	<b>151</b>	<b>3.3</b>	<b>1</b>	<b>17</b>
<b>2021</b>		<b>0</b>	<b>0</b>	<b>0.0</b>	<b>0</b>	<b>0</b>
<b>CAREER (27-1 GP-GS)</b>		<b>98</b>	<b>376</b>	<b>3.8</b>	<b>1</b>	<b>25</b>

\* - Mountain West game.

## #10 - AJ Duffy - QB

Date	Opponent	No.	Yds.	Avg.	TD	Lg.
A.31	Texas A&M-Commerce					
S.7	Oregon State					
S.14	at California					
S.28	at Central Michigan					
O.5	Hawai'i*					
O.12	at Wyoming*					
O.26	Washington State					
N.1	at Boise State*					
N.8	New Mexico*					
N.16	at UNLV*					
N.23	at Utah State*					
N.30	Air Force*					
<b>2024 Totals</b>						
<b>2023</b>		<b>1</b>	<b>5</b>	<b>5.0</b>	<b>0</b>	<b>5</b>
<b>2022</b>		<b>3</b>	<b>5</b>	<b>1.7</b>	<b>0</b>	<b>9</b>
<b>CAREER (4-0 GP-GS)</b>		<b>4</b>	<b>10</b>	<b>2.5</b>	<b>0</b>	<b>9</b>

\* - Mountain West game.

## #29 - Cam Davis - RB

Date	Opponent	No.	Yds.	Avg.	TD	Lg.
A.31	Texas A&M-Commerce					
S.7	Oregon State					
S.14	at California					
S.28	at Central Michigan					
O.5	Hawai'i*					
O.12	at Wyoming*					
O.26	Washington State					
N.1	at Boise State*					
N.8	New Mexico*					
N.16	at UNLV*					
N.23	at Utah State*					
N.30	Air Force*					
<b>2024 Totals</b>						
<b>2023</b>		<b>52</b>	<b>225</b>	<b>4.3</b>	<b>0</b>	<b>25</b>
<b>2022</b>		<b>46</b>	<b>151</b>	<b>3.3</b>	<b>1</b>	<b>17</b>
<b>2021</b>		<b>0</b>	<b>0</b>	<b>0.0</b>	<b>0</b>	<b>0</b>
<b>CAREER (27-1 GP-GS)</b>		<b>98</b>	<b>376</b>	<b>3.8</b>	<b>1</b>	<b>25</b>

\* - Mountain West game.

## #3 - Ja'Shaun Poke - WR

Date	Opponent	No.	Yds.	Avg.	TD	Lg.
A.31	Texas A&M-Commerce					
S.7	Oregon State					
S.14	at California					
S.28	at Central Michigan					
O.5	Hawai'i*					
O.12	at Wyoming*					
O.26	Washington State					
N.1	at Boise State*					
N.8	New Mexico*					
N.16	at UNLV*					
N.23	at Utah State*					
N.30	Air Force*					
<b>2024 Totals</b>						
<b>2023<sup>%</sup></b>		<b>0</b>	<b>0</b>	<b>0.0</b>	<b>0</b>	<b>0</b>
<b>2022<sup>^</sup></b>		<b>2</b>	<b>7</b>	<b>3.5</b>	<b>1</b>	<b>10</b>
<b>2021<sup>^</sup></b>		<b>7</b>	<b>40</b>	<b>5.7</b>	<b>0</b>	<b>25</b>
<b>2020<sup>^</sup></b>		<b>3</b>	<b>1</b>	<b>0.3</b>	<b>0</b>	<b>7</b>
<b>2019<sup>^</sup></b>		<b>1</b>	<b>18</b>	<b>18.0</b>	<b>0</b>	<b>18</b>
<b>CAREER (37-17 GP-GS)</b>		<b>83</b>	<b>1,044</b>	<b>12.6</b>	<b>5</b>	<b>55</b>

\* - Mountain West game. <sup>%</sup> - at West Virginia. <sup>^</sup> - at Kent State.

## #7 - Lucky Sutton - RB

Date	Opponent	No.	Yds.	Avg.	TD	Lg.
A.31	Texas A&M-Commerce					
S.7	Oregon State					
S.14	at California					
S.28	at Central Michigan					
O.5	Hawai'i*					
O.12	at Wyoming*					
O.26	Washington State					
N.1	at Boise State*					
N.8	New Mexico*					
N.16	at UNLV*					
N.23	at Utah State*					
N.30	Air Force*					
<b>2024 Totals</b>						
<b>2023</b>		<b>30</b>	<b>157</b>	<b>5.2</b>	<b>2</b>	<b>62</b>
<b>2022</b>		<b>2</b>	<b>8</b>	<b>4.0</b>	<b>0</b>	<b>4</b>
<b>CAREER (6-0 GP-GS)</b>		<b>32</b>	<b>165</b>	<b>5.1</b>	<b>2</b>	<b>62</b>

\* - Mountain West game.

# 2024 GAME-BY-GAME RECEIVING STATISTICS

## #2 - Jaylon Armstead - RB

Date	Opponent	Rec.	Yds.	Avg.	TD	Lng.
A.31	Texas A&M-Commerce					
S.7	Oregon State					
S.14	at California					
S.28	at Central Michigan					
O.5	Hawai'i*					
O.12	at Wyoming*					
O.26	Washington State					
N.1	at Boise State*					
N.8	New Mexico*					
N.16	at UNLV*					
N.23	at Utah State*					
N.30	Air Force*					
<b>2024 Totals</b>						
<b>2023</b>		<b>3</b>	<b>16</b>	<b>5.3</b>	<b>0</b>	<b>7</b>
<b>2022</b>		<b>0</b>	<b>0</b>	<b>0</b>	<b>0</b>	<b>0</b>
<b>2021</b>		<b>0</b>	<b>0</b>	<b>0</b>	<b>0</b>	<b>0</b>
<b>2020</b>		<b>0</b>	<b>0</b>	<b>0</b>	<b>0</b>	<b>0</b>
<b>CAREER (31-4 GP-GS)</b>		<b>3</b>	<b>16</b>	<b>5.3</b>	<b>0</b>	<b>7</b>

\*- Mountain West game.

## #11 - Nate Bennett - WR

Date	Opponent	Rec.	Yds.	Avg.	TD	Lng.
A.31	Texas A&M-Commerce					
S.7	Oregon State					
S.14	at California					
S.28	at Central Michigan					
O.5	Hawai'i*					
O.12	at Wyoming*					
O.26	Washington State					
N.1	at Boise State*					
N.8	New Mexico*					
N.16	at UNLV*					
N.23	at Utah State*					
N.30	Air Force*					
<b>2024 Totals</b>						
<b>2023^</b>		<b>14</b>	<b>169</b>	<b>12.1</b>	<b>0</b>	<b>31</b>
<b>2022^</b>		<b>47</b>	<b>517</b>	<b>11.0</b>	<b>0</b>	<b>48</b>
<b>2021^</b>		<b>49</b>	<b>605</b>	<b>12.3</b>	<b>4</b>	<b>44</b>
<b>CAREER (33-31 GP-GS)</b>		<b>110</b>	<b>1,291</b>	<b>11.7</b>	<b>4</b>	<b>48</b>

\*- Mountain West game. ^ - at Portland State.

## #80 - Baylin Brooks - WR

Date	Opponent	Rec.	Yds.	Avg.	TD	Lng.
A.31	Texas A&M-Commerce					
S.7	Oregon State					
S.14	at California					
S.28	at Central Michigan					
O.5	Hawai'i*					
O.12	at Wyoming*					
O.26	Washington State					
N.1	at Boise State*					
N.8	New Mexico*					
N.16	at UNLV*					
N.23	at Utah State*					
N.30	Air Force*					
<b>2024 Totals</b>						
<b>2023</b>		<b>15</b>	<b>261</b>	<b>17.4</b>	<b>1</b>	<b>37</b>
<b>CAREER</b>		<b>15</b>	<b>261</b>	<b>17.4</b>	<b>1</b>	<b>37</b>

\*- Mountain West game.

## #4 - Louis Brown IV - WR

Date	Opponent	Rec.	Yds.	Avg.	TD	Lng.
A.31	Texas A&M-Commerce					
S.7	Oregon State					
S.14	at California					
S.28	at Central Michigan					
O.5	Hawai'i*					
O.12	at Wyoming*					
O.26	Washington State					
N.1	at Boise State*					
N.8	New Mexico*					
N.16	at UNLV*					
N.23	at Utah State*					
N.30	Air Force*					
<b>2024 Totals</b>						
<b>2023^</b>		<b>47</b>	<b>481</b>	<b>10.2</b>	<b>5</b>	<b>46</b>
<b>2022^</b>		<b>12</b>	<b>98</b>	<b>8.2</b>	<b>0</b>	<b>24</b>
<b>CAREER (22-9 GP-GS)</b>		<b>59</b>	<b>579</b>	<b>9.8</b>	<b>5</b>	<b>46</b>

\*- Mountain West game. ^ - at Colorado State.

## #23 - Kenan Christon - RB

Date	Opponent	No.	Yds.	Avg.	TD	Lg.
A.31	Texas A&M-Commerce					
S.7	Oregon State					
S.14	at California					
S.28	at Central Michigan					
O.5	Hawai'i*					
O.12	at Wyoming*					
O.26	Washington State					
N.1	at Boise State*					
N.8	New Mexico*					
N.16	at UNLV*					
N.23	at Utah State*					
N.30	Air Force*					
<b>2024 Totals</b>						
<b>2023</b>		<b>29</b>	<b>201</b>	<b>6.9</b>	<b>1</b>	<b>16</b>
<b>2022</b>		<b>9</b>	<b>207</b>	<b>23.0</b>	<b>2</b>	<b>73</b>
<b>2021^</b>		<b>0</b>	<b>0</b>	<b>0.0</b>	<b>0</b>	<b>0</b>
<b>2020^</b>		<b>2</b>	<b>0</b>	<b>0.0</b>	<b>0</b>	<b>0</b>
<b>2019^</b>		<b>11</b>	<b>126</b>	<b>11.5</b>	<b>3</b>	<b>58</b>
<b>CAREER (38-13 GP-GS)</b>		<b>51</b>	<b>534</b>	<b>10.4</b>	<b>6</b>	<b>73</b>

\*- Mountain West game. ^ - at USC.

## #15 - Marquez Cooper - RB

Date	Opponent	No.	Yds.	Avg.	TD	Lg.
A.31	Texas A&M-Commerce					
S.7	Oregon State					
S.14	at California					
S.28	at Central Michigan					
O.5	Hawai'i*					
O.12	at Wyoming*					
O.26	Washington State					
N.1	at Boise State*					
N.8	New Mexico*					
N.16	at UNLV*					
N.23	at Utah State*					
N.30	Air Force*					
<b>2024 Totals</b>						
<b>2023%</b>		<b>19</b>	<b>164</b>	<b>8.6</b>	<b>0</b>	<b>26</b>
<b>2022^</b>		<b>8</b>	<b>94</b>	<b>11.8</b>	<b>0</b>	<b>27</b>
<b>2021^</b>		<b>10</b>	<b>95</b>	<b>9.5</b>	<b>0</b>	<b>20</b>
<b>2020^</b>		<b>1</b>	<b>14</b>	<b>14.0</b>	<b>0</b>	<b>14</b>
<b>CAREER (42-42 GP-GS)</b>		<b>38</b>	<b>367</b>	<b>9.6</b>	<b>0</b>	<b>27</b>

\*- Mountain West game. % - at Ball State. ^ - at Kent State

## #29 - Cam Davis - RB

Date	Opponent	No.	Yds.	Avg.	TD	Lg.
A.31	Texas A&M-Commerce					
S.7	Oregon State					
S.14	at California					
S.28	at Central Michigan					
O.5	Hawai'i*					
O.12	at Wyoming*					
O.26	Washington State					
N.1	at Boise State*					
N.8	New Mexico*					
N.16	at UNLV*					
N.23	at Utah State*					
N.30	Air Force*					
<b>2024 Totals</b>						
<b>2023</b>		<b>16</b>	<b>53</b>	<b>3.3</b>	<b>0</b>	<b>16</b>
<b>2022</b>		<b>4</b>	<b>10</b>	<b>2.5</b>	<b>0</b>	<b>6</b>
<b>2021</b>		<b>0</b>	<b>0</b>	<b>0.0</b>	<b>0</b>	<b>0</b>
<b>CAREER (27-1 GP-GS)</b>		<b>20</b>	<b>63</b>	<b>3.2</b>	<b>0</b>	<b>16</b>

\*- Mountain West game.

## #87 - Michael Harrison - TE

Date	Opponent	Rec.	Yds.	Avg.	TD	Lng.
A.31	Texas A&M-Commerce					
S.7	Oregon State					
S.14	at California					
S.28	at Central Michigan					
O.5	Hawai'i*					
O.12	at Wyoming*					
O.26	Washington State					
N.1	at Boise State*					
N.8	New Mexico*					
N.16	at UNLV*					
N.23	at Utah State*					
N.30	Air Force*					
<b>2024 Totals</b>						
<b>2023^</b>		<b>31</b>	<b>284</b>	<b>9.2</b>	<b>5</b>	<b>25</b>
<b>2022^</b>		<b>2</b>	<b>12</b>	<b>6.0</b>	<b>0</b>	<b>9</b>
<b>2021^</b>		<b>0</b>	<b>0</b>	<b>0.0</b>	<b>0</b>	<b>0</b>
<b>2020^</b>		<b>0</b>	<b>0</b>	<b>0.0</b>	<b>0</b>	<b>0</b>
<b>CAREER (36-6 GP-GS)</b>		<b>33</b>	<b>296</b>	<b>9.0</b>	<b>5</b>	<b>25</b>

\*- Mountain West game. ^ - at Colorado.

## #19 - Jordan Napier - WR

Date	Opponent	Rec.	Yds.	Avg.	TD	Lng.
A.31	Texas A&M-Commerce					
S.7	Oregon State					
S.14	at California					
S.28	at Central Michigan					
O.5	Hawai'i*					
O.12	at Wyoming*					
O.26	Washington State					
N.1	at Boise State*					
N.8	New Mexico*					
N.16	at UNLV*					
N.23	at Utah State*					
N.30	Air Force*					
<b>2024 Totals</b>						
<b>2023</b>		<b>1</b>	<b>-2</b>	<b>-2.0</b>	<b>0</b>	<b>-2</b>
<b>CAREER (4-0 GP-GS)</b>		<b>1</b>	<b>-2</b>	<b>-2.0</b>	<b>0</b>	<b>-2</b>

\*- Mountain West game.

# 2024 GAME-BY-GAME RECEIVING STATISTICS

## #3 - Ja'Shaun Poke - WR

Date	Opponent	Rec.	Yds.	Avg.	TD	Lng.
A.31	Texas A&M-Commerce					
S.7	Oregon State					
S.14	at California					
S.28	at Central Michigan					
O.5	Hawai'i*					
O.12	at Wyoming*					
O.26	Washington State					
N.1	at Boise State*					
N.8	New Mexico*					
N.16	at UNLV*					
N.23	at Utah State*					
N.30	Air Force*					
<b>2024 Totals</b>						
<b>2023%</b>		<b>2</b>	<b>11</b>	<b>5.5</b>	<b>0</b>	<b>11</b>
<b>2022^</b>		<b>31</b>	<b>362</b>	<b>11.7</b>	<b>1</b>	<b>46</b>
<b>2021^</b>		<b>26</b>	<b>315</b>	<b>12.1</b>	<b>1</b>	<b>42</b>
<b>2020^</b>		<b>21</b>	<b>326</b>	<b>15.5</b>	<b>3</b>	<b>55</b>
<b>2019^</b>		<b>3</b>	<b>30</b>	<b>10.0</b>	<b>0</b>	<b>12</b>
<b>CAREER (37-17 GP-GS)</b>		<b>83</b>	<b>1,044</b>	<b>12.6</b>	<b>5</b>	<b>55</b>

\*- Mountain West game. % - at West Virginia. ^ - at Kent State.

## #18 - Jude Wolfe - TE

Date	Opponent	Rec.	Yds.	Avg.	TD	Lng.
A.31	Texas A&M-Commerce					
S.7	Oregon State					
S.14	at California					
S.28	at Central Michigan					
O.5	Hawai'i*					
O.12	at Wyoming*					
O.26	Washington State					
N.1	at Boise State*					
N.8	New Mexico*					
N.16	at UNLV*					
N.23	at Utah State*					
N.30	Air Force*					
<b>2024 Totals</b>						
<b>2023^</b>		<b>2</b>	<b>5</b>	<b>2.5</b>	<b>1</b>	<b>3</b>
<b>2022^</b>		<b>0</b>	<b>0</b>	<b>0.0</b>	<b>0</b>	<b>0</b>
<b>2021^</b>		<b>8</b>	<b>56</b>	<b>7.0</b>	<b>0</b>	<b>18</b>
<b>2020^</b>		<b>2</b>	<b>5</b>	<b>2.5</b>	<b>0</b>	<b>4</b>
<b>2019^</b>		<b>0</b>	<b>0</b>	<b>0.0</b>	<b>0</b>	<b>0</b>
<b>CAREER</b>		<b>12</b>	<b>66</b>	<b>5.5</b>	<b>1</b>	<b>18</b>

\*- Mountain West game. ^ - at USC.

## #83 - Mekhi Shaw - WR

Date	Opponent	Rec.	Yds.	Avg.	TD	Lng.
A.31	Texas A&M-Commerce					
S.7	Oregon State					
S.14	at California					
S.28	at Central Michigan					
O.5	Hawai'i*					
O.12	at Wyoming*					
O.26	Washington State					
N.1	at Boise State*					
N.8	New Mexico*					
N.16	at UNLV*					
N.23	at Utah State*					
N.30	Air Force*					
<b>2024 Totals</b>						
<b>2023</b>		<b>28</b>	<b>375</b>	<b>13.4</b>	<b>2</b>	<b>69</b>
<b>2022</b>		<b>29</b>	<b>349</b>	<b>12.0</b>	<b>3</b>	<b>51</b>
<b>2021</b>		<b>4</b>	<b>42</b>	<b>10.5</b>	<b>0</b>	<b>15</b>
<b>CAREER (34-13 GP-GS)</b>		<b>61</b>	<b>766</b>	<b>12.5</b>	<b>5</b>	<b>69</b>

\*- Mountain West game.

## #14 - Phillippe Wesley - WR

Date	Opponent	Rec.	Yds.	Avg.	TD	Lng.
A.31	Texas A&M-Commerce					
S.7	Oregon State					
S.14	at California					
S.28	at Central Michigan					
O.5	Hawai'i*					
O.12	at Wyoming*					
O.26	Washington State					
N.1	at Boise State*					
N.8	New Mexico*					
N.16	at UNLV*					
N.23	at Utah State*					
N.30	Air Force*					
<b>2024 Totals</b>						
<b>2023</b>		<b>11</b>	<b>124</b>	<b>11.3</b>	<b>0</b>	<b>17</b>
<b>2022</b>		<b>1</b>	<b>9</b>	<b>9.0</b>	<b>0</b>	<b>9</b>
<b>CAREER (12-3 GP-GS)</b>		<b>4</b>	<b>133</b>	<b>11.1</b>	<b>0</b>	<b>17</b>

\*- Mountain West game.

# 2024 GAME-BY-GAME PASSING STATISTICS

## #9 - Kyle Crum - QB

Date	Opponent	Cmp.	Att.	Pct.	Int.	TD	Yds.	Rtg.
A.31	Texas A&M-Commerce							
S.7	Oregon State							
S.14	at California							
S.28	at Central Michigan							
O.5	Hawai'i*							
O.12	at Wyoming*							
O.26	Washington State							
N.1	at Boise State*							
N.8	New Mexico*							
N.16	at UNLV*							
N.23	at Utah State*							
N.30	Air Force*							
<b>2024 Totals</b>								
<b>2023</b>		<b>0</b>	<b>0</b>	<b>0.0</b>	<b>0</b>	<b>0</b>	<b>0</b>	<b>0.00</b>
<b>2022</b>		<b>5</b>	<b>17</b>	<b>29.4</b>	<b>1</b>	<b>1</b>	<b>53</b>	<b>63.25</b>
<b>CAREER (3-0 GP-GS)</b>		<b>5</b>	<b>17</b>	<b>29.4</b>	<b>1</b>	<b>1</b>	<b>53</b>	<b>63.25</b>

\*- Mountain West game.

## #5 - Danny O'Neil - QB

Date	Opponent	Cmp.	Att.	Pct.	Int.	TD	Yds.	Rtg.
A.31	Texas A&M-Commerce							
S.7	Oregon State							
S.14	at California							
S.28	at Central Michigan							
O.5	Hawai'i*							
O.12	at Wyoming*							
O.26	Washington State							
N.1	at Boise State*							
N.8	New Mexico*							
N.16	at UNLV*							
N.23	at Utah State*							
N.30	Air Force*							
<b>2024 Totals</b>								
<b>CAREER</b>		<b>0</b>	<b>0</b>	<b>0.0</b>	<b>0</b>	<b>0</b>	<b>0</b>	<b>0.00</b>

\*- Mountain West game.

## #10 - AJ Duffy - QB

Date	Opponent	Cmp.	Att.	Pct.	Int.	TD	Yds.	Rtg.
A.31	Texas A&M-Commerce							
S.7	Oregon State							
S.14	at California							
S.28	at Central Michigan							
O.5	Hawai'i*							
O.12	at Wyoming*							
O.26	Washington State							
N.1	at Boise State*							
N.8	New Mexico*							
N.16	at UNLV*							
N.23	at Utah State*							
N.30	Air Force*							
<b>2024 Totals</b>								
<b>2023</b>		<b>0</b>	<b>0</b>	<b>0.0</b>	<b>0</b>	<b>0</b>	<b>0</b>	<b>0.00</b>
<b>2022</b>		<b>2</b>	<b>7</b>	<b>28.6</b>	<b>0</b>	<b>1</b>	<b>26</b>	<b>106.91</b>
<b>CAREER (4-0 GP-GS)</b>		<b>2</b>	<b>7</b>	<b>28.6</b>	<b>0</b>	<b>1</b>	<b>26</b>	<b>106.91</b>

\*- Mountain West game.

## #6 - Javance Tupou'ata-Johnson - QB

Date	Opponent	Cmp.	Att.	Pct.	Int.	TD	Yds.	Rtg.
A.31	Texas A&M-Commerce							
S.7	Oregon State							
S.14	at California							
S.28	at Central Michigan							
O.5	Hawai'i*							
O.12	at Wyoming*							
O.26	Washington State							
N.1	at Boise State*							
N.8	New Mexico*							
N.16	at UNLV*							
N.23	at Utah State*							
N.30	Air Force*							
<b>2024 Totals</b>								
<b>2023</b>		<b>0</b>	<b>0</b>	<b>0.0</b>	<b>0</b>	<b>0</b>	<b>0</b>	<b>0.00</b>
<b>CAREER</b>		<b>0</b>	<b>0</b>	<b>0.0</b>	<b>0</b>	<b>0</b>	<b>0</b>	<b>0.00</b>

\*- Mountain West game.

# 2024 GAME-BY-GAME KICK/PUNT RETURN STATISTICS

## #4 - Louis Brown IV - WR/KR

Date	Opponent	Rec.	Yds.	Avg.	TD	Lng.
A.31	Texas A&M-Commerce					
S.7	Oregon State					
S.14	at California					
S.28	at Central Michigan					
O.5	Hawai'i*					
O.12	at Wyoming*					
O.26	Washington State					
N.1	at Boise State*					
N.8	New Mexico*					
N.16	at UNLV*					
N.23	at Utah State*					
N.30	Air Force*					

2024 Totals						
2023^	9	173	19.2	0	32	
2022^	0	0	0	0	0	
<b>CAREER</b>	<b>9</b>	<b>173</b>	<b>19.2</b>	<b>0</b>	<b>32</b>	

\* - Mountain West game. ^ - at Colorado State.

## #29 - Cam Davis - RB/KR

Date	Opponent	No.	Yds.	Avg.	TD	Lg.
A.31	Texas A&M-Commerce					
S.7	Oregon State					
S.14	at California					
S.28	at Central Michigan					
O.5	Hawai'i*					
O.12	at Wyoming*					
O.26	Washington State					
N.1	at Boise State*					
N.8	New Mexico*					
N.16	at UNLV*					
N.23	at Utah State*					
N.30	Air Force*					

2024 Totals						
2023	2	32	16.0	0	21	
2022	1	27	27.0	0	27	
2021	0	0	0.0	0	0	
<b>CAREER</b>	<b>3</b>	<b>59</b>	<b>19.7</b>	<b>0</b>	<b>27</b>	

\* - Mountain West game.

## #29 - Cam Davis - RB/PR

Date	Opponent	No.	Yds.	Avg.	TD	Lg.
A.31	Texas A&M-Commerce					
S.7	Oregon State					
S.14	at California					
S.28	at Central Michigan					
O.5	Hawai'i*					
O.12	at Wyoming*					
O.26	Washington State					
N.1	at Boise State*					
N.8	New Mexico*					
N.16	at UNLV*					
N.23	at Utah State*					
N.30	Air Force*					

2024 Totals						
2023	2	25	12.5	0	21	
2022	0	0	0.0	0	0	
2021	0	0	0.0	0	0	
<b>CAREER</b>	<b>2</b>	<b>25</b>	<b>12.5</b>	<b>0</b>	<b>21</b>	

\* - Mountain West game.

## #23 - Kenan Christon - RB/KR

Date	Opponent	No.	Yds.	Avg.	TD	Lg.
A.31	Texas A&M-Commerce					
S.7	Oregon State					
S.14	at California					
S.28	at Central Michigan					
O.5	Hawai'i*					
O.12	at Wyoming*					
O.26	Washington State					
N.1	at Boise State*					
N.8	New Mexico*					
N.16	at UNLV*					
N.23	at Utah State*					
N.30	Air Force*					

2024 Totals						
2023	15	331	22.1	0	71	
2022	3	36	12.0	0	21	
2021^	1	17	17.0	0	17	
2020^	0	0	0.0	0	0	
2019^	1	20	20.0	0	20	
<b>CAREER</b>	<b>20</b>	<b>404</b>	<b>20.2</b>	<b>0</b>	<b>71</b>	

\* - Mountain West game. ^ - at USC.

## #3 - Ja'Shaun Poke - WR/KR

Date	Opponent	No.	Yds.	Avg.	TD	Lng.
A.31	Texas A&M-Commerce					
S.7	Oregon State					
S.14	at California					
S.28	at Central Michigan					
O.5	Hawai'i*					
O.12	at Wyoming*					
O.26	Washington State					
N.1	at Boise State*					
N.8	New Mexico*					
N.16	at UNLV*					
N.23	at Utah State*					
N.30	Air Force*					

2024 Totals						
2023%	0	0	0.0	0	0	
2022^	15	411	27.4	0	46	
2021^	24	565	23.5	0	50	
2020^	4	101	25.3	0	39	
2019^	1	33	33.0	0	33	
<b>CAREER</b>	<b>44</b>	<b>1,110</b>	<b>25.2</b>	<b>0</b>	<b>50</b>	

\* - Mountain West game. % - at West Virginia. ^ - at Kent State.

## #83 - Mekhi Shaw - WR/PR

Date	Opponent	Rec.	Yds.	Avg.	TD	Lng.
A.31	Texas A&M-Commerce					
S.7	Oregon State					
S.14	at California					
S.28	at Central Michigan					
O.5	Hawai'i*					
O.12	at Wyoming*					
O.26	Washington State					
N.1	at Boise State*					
N.8	New Mexico*					
N.16	at UNLV*					
N.23	at Utah State*					
N.30	Air Force*					

2024 Totals						
2023	14	101	7.2	0	15	
2022	2	-3	-1.5	0	0	
2021	0	0	0.0	0	0	
<b>CAREER</b>	<b>16</b>	<b>98</b>	<b>6.1</b>	<b>0</b>	<b>15</b>	

\* - Mountain West game.

## #15 - Marquez Cooper - RB/KR

Date	Opponent	No.	Yds.	Avg.	TD	Lg.
A.31	Texas A&M-Commerce					
S.7	Oregon State					
S.14	at California					
S.28	at Central Michigan					
O.5	Hawai'i*					
O.12	at Wyoming*					
O.26	Washington State					
N.1	at Boise State*					
N.8	New Mexico*					
N.16	at UNLV*					
N.23	at Utah State*					
N.30	Air Force*					

2024 Totals						
2023%	0	0	0.0	0	0	
2022^	9	196	21.9	0	39	
2021^	2	48	24.0	0	24	
2020^	0	0	0.0	0	0	
<b>CAREER</b>	<b>11</b>	<b>244</b>	<b>22.2</b>	<b>0</b>	<b>39</b>	

\* - Mountain West game. % - at Ball State. ^ - at Kent State

# 2024 GAME-BY-GAME PUNTING STATISTICS

## #13 - Tyler Pastula - P

Date	Opponent	No.	Yards	Avg.	Long	TB	FC	In.20	50+	Blk.	Net Yds.	Net Avg.
A.31	Texas A&M-Commerce											
S.7	Oregon State											
S.14	at California											
S.28	at Central Michigan											
O.5	Hawai'i*											
O.12	at Wyoming*											
O.26	Washington State											
N.1	at Boise State*											
N.8	New Mexico*											
N.16	at UNLV*											
N.23	at Utah State*											
N.30	Air Force*											
<b>2024 Totals</b>												
<b>2023%</b>		<b>61</b>	<b>2,602</b>	<b>42.7</b>	<b>68</b>	<b>6</b>	<b>15</b>	<b>16</b>	<b>13</b>	<b>1</b>	<b>2,263</b>	<b>37.1</b>
<b>2022%</b>		<b>42</b>	<b>1,798</b>	<b>42.8</b>	<b>73</b>	<b>3</b>	<b>14</b>	<b>15</b>	<b>7</b>	<b>1</b>	<b>1,566</b>	<b>37.3</b>
<b>2021^</b>		<b>62</b>	<b>2,637</b>	<b>42.5</b>	<b>56</b>	<b>3</b>	<b>19</b>	<b>24</b>	<b>13</b>	<b>1</b>	<b>2,238</b>	<b>36.1</b>
<b>2020^</b>		<b>37</b>	<b>1,424</b>	<b>39.6</b>	<b>69</b>	<b>2</b>	<b>9</b>	<b>10</b>	<b>4</b>	<b>3</b>	<b>1,243</b>	<b>33.6</b>
<b>CAREER</b>		<b>202</b>	<b>8,461</b>	<b>41.9</b>	<b>73</b>	<b>14</b>	<b>57</b>	<b>65</b>	<b>37</b>	<b>6</b>	<b>7,310</b>	<b>36.2</b>

\* - Mountain West game. % - at UAlbany. ^ - at Delaware.

## #39 - Emil Herranen - P

Date	Opponent	No.	Yards	Avg.	Long	TB	FC	In.20	50+	Blk.	Net Yds.	Net Avg.
A.31	Texas A&M-Commerce											
S.7	Oregon State											
S.14	at California											
S.28	at Central Michigan											
O.5	Hawai'i*											
O.12	at Wyoming*											
O.26	Washington State											
N.1	at Boise State*											
N.8	New Mexico*											
N.16	at UNLV*											
N.23	at Utah State*											
N.30	Air Force*											
<b>2024 Totals</b>												
<b>2023^</b>		<b>22</b>	<b>856</b>	<b>38.9</b>	<b>52</b>	<b>0</b>	<b>5</b>	<b>3</b>	<b>2</b>	<b>0</b>	<b>845</b>	<b>38.4</b>
<b>2022^</b>		<b>50</b>	<b>2,089</b>	<b>41.8</b>	<b>63</b>	<b>2</b>	<b>11</b>	<b>7</b>	<b>8</b>	<b>0</b>	<b>1,633</b>	<b>32.7</b>
<b>CAREER</b>		<b>72</b>	<b>2,945</b>	<b>40.9</b>	<b>63</b>	<b>2</b>	<b>16</b>	<b>10</b>	<b>10</b>	<b>0</b>	<b>2,478</b>	<b>34.4</b>

\* - Mountain West game. % - at UAlbany. ^ - at Delaware.



# 2024 GAME-BY-GAME KICKING STATISTICS

## #46 - Gabriel Plascencia - K

Date	Opponent	Extra Points			Field Goals				Total Pts.	Kickoffs				
		Made	Att.	Pct.	Made	Att.	Pct.	Long		No.	Yards	Avg.	TB	OB
A.31	Texas A&M-Commerce													
S.7	Oregon State													
S.14	at California													
S.28	at Central Michigan													
0.5	Hawai'i*													
0.12	at Wyoming*													
0.26	Washington State													
N.1	at Boise State*													
N.8	New Mexico*													
N.16	at UNLV*													
N.23	at Utah State*													
N.30	Air Force*													
<b>2024 Totals</b>														
<b>2023</b>		2	2	100.0	4	4	100.0	46	14	16	992	62.0	2	1
<b>CAREER</b>		2	2	100.0	4	4	100.0	46	14	16	992	62.0	2	1

\* - Mountain West game.

## #20 - Nick Lopez - K

Date	Opponent	Extra Points			Field Goals				Total Pts.	Kickoffs				
		Made	Att.	Pct.	Made	Att.	Pct.	Long		No.	Yards	Avg.	TB	OB
A.31	Texas A&M-Commerce													
S.7	Oregon State													
S.14	at California													
S.28	at Central Michigan													
0.5	Hawai'i*													
0.12	at Wyoming*													
0.26	Washington State													
N.1	at Boise State*													
N.8	New Mexico*													
N.16	at UNLV*													
N.23	at Utah State*													
N.30	Air Force*													
<b>2024 Totals</b>														
<b>2023%</b>		11	11	100.0	1	1	100.0	40	3	0	0	0.0	0	0
<b>2022^</b>		0	0	0.0	0	0	0.0	0	0	0	0	0.0	0	0
<b>2021^</b>		0	0	0.0	1	1	100.0	34	3	3	183	61.0	2	0
<b>2020^</b>		0	0	0.0	0	0	0.0	0	0	0	0	0.0	0	0
<b>CAREER</b>		11	11	100.0	2	2	100.0	40	6	3	183	61.0	2	0

\* - Mountain West game. % - at Louisville. ^ at California.

# 2024 GAME-BY-GAME DEFENSIVE STATISTICS

## #99 - Tupu Alualu - DL

Date	Opponent	U	A	T	TFL	SK	INT	PBU	FF	FR
A.31	Texas A&M-Comm.									
S.7	Oregon State									
S.14	at California									
S.28	at Central Mich.									
O.5	Hawai'i*									
O.12	at Wyoming*									
O.26	Washington St.									
N.1	at Boise State*									
N.8	New Mexico*									
N.16	at UNLV*									
N.23	at Utah State*									
N.30	Air Force*									
<b>2024 Totals</b>										
<b>2023</b>		12	16	28	4.0	3.0	0	0	0	0
<b>CAREER (12-12 GP-GS)</b>		12	16	28	4.0	3.0	0	0	0	0

\* - Mountain West game.

## #42 - Brady Anderson - LB

Date	Opponent	U	A	T	TFL	SK	INT	PBU	FF	FR
A.31	Texas A&M-Comm.									
S.7	Oregon State									
S.14	at California									
S.28	at Central Mich.									
O.5	Hawai'i*									
O.12	at Wyoming*									
O.26	Washington St.									
N.1	at Boise State*									
N.8	New Mexico*									
N.16	at UNLV*									
N.23	at Utah State*									
N.30	Air Force*									
<b>2024 Totals</b>										
<b>2023</b>		5	9	14	0.0	0.0	0	0	0	0
<b>2022</b>		1	0	1	0.0	0.0	0	0	0	0
<b>2021</b>		0	1	1	0.0	0.0	0	0	0	0
<b>CAREER (26-1 GP-GS)</b>		6	10	16	0.0	0.0	0	0	0	0

\* - Mountain West game.

## #31 - Jared Badie - EDGE

Date	Opponent	U	A	T	TFL	SK	INT	PBU	FF	FR
A.31	Texas A&M-Comm.									
S.7	Oregon State									
S.14	at California									
S.28	at Central Mich.									
O.5	Hawai'i*									
O.12	at Wyoming*									
O.26	Washington St.									
N.1	at Boise State*									
N.8	New Mexico*									
N.16	at UNLV*									
N.23	at Utah State*									
N.30	Air Force*									
<b>2024 Totals</b>										
<b>2023<sup>^</sup></b>		0	0	0	0.0	0.0	0	0	0	0
<b>2022<sup>^</sup></b>		1	0	1	0.0	0.0	0	0	0	0
<b>CAREER (7-0)</b>		1	0	1	0.0	0.0	0	0	0	0

\* - Mountain West game. <sup>^</sup> - at Illinois.

## #90 - Sam Benjamin - DL

Date	Opponent	U	A	T	TFL	SK	INT	PBU	FF	FR
A.31	Texas A&M-Comm.									
S.7	Oregon State									
S.14	at California									
S.28	at Central Mich.									
O.5	Hawai'i*									
O.12	at Wyoming*									
O.26	Washington St.									
N.1	at Boise State*									
N.8	New Mexico*									
N.16	at UNLV*									
N.23	at Utah State*									
N.30	Air Force*									
<b>2024 Totals</b>										
<b>2023%</b>		0	2	2	0.5	0.0	0	0	0	0
<b>2022<sup>^</sup></b>		6	8	14	2.0	0.5	0	3	0	0
<b>CAREER (9-0 GP-GS)</b>		6	10	16	2.5	0.5	0	3	0	0

\* - Mountain West game. % - at Idaho State. <sup>^</sup> - at Arizona State.

## #6 - Eric Butler - S

Date	Opponent	U	A	T	TFL	SK	INT	PBU	FF	FR
A.31	Texas A&M-Comm.									
S.7	Oregon State									
S.14	at California									
S.28	at Central Mich.									
O.5	Hawai'i*									
O.12	at Wyoming*									
O.26	Washington St.									
N.1	at Boise State*									
N.8	New Mexico*									
N.16	at UNLV*									
N.23	at Utah State*									
N.30	Air Force*									
<b>2024 Totals</b>										
<b>2023</b>		13	8	21	2.5	1.0	0	0	0	1
<b>2022</b>		3	4	7	0.0	0.0	0	0	0	0
<b>CAREER (23-0 GP-GS)</b>		16	12	28	2.5	1.0	0	0	0	1

\* - Mountain West game.

## #5 - Owen Chambliss - LB

Date	Opponent	U	A	T	TFL	SK	INT	PBU	FF	FR
A.31	Texas A&M-Comm.									
S.7	Oregon State									
S.14	at California									
S.28	at Central Mich.									
O.5	Hawai'i*									
O.12	at Wyoming*									
O.26	Washington St.									
N.1	at Boise State*									
N.8	New Mexico*									
N.16	at UNLV*									
N.23	at Utah State*									
N.30	Air Force*									
<b>2024 Totals</b>										
<b>2023</b>		1	0	1	0.0	0.0	0	0	0	0
<b>CAREER (4-0 GP-GS)</b>		1	0	1	0.0	0.0	0	0	0	0

\* - Mountain West game.

## #11 - JD Coffey III - S

Date	Opponent	U	A	T	TFL	SK	INT	PBU	FF	FR
A.31	Texas A&M-Comm.									
S.7	Oregon State									
S.14	at California									
S.28	at Central Mich.									
O.5	Hawai'i*									
O.12	at Wyoming*									
O.26	Washington St.									
N.1	at Boise State*									
N.8	New Mexico*									
N.16	at UNLV*									
N.23	at Utah State*									
N.30	Air Force*									
<b>2024 Totals</b>										
<b>2023</b>		10	2	12	0.0	0.0	0	1	0	0
<b>2022<sup>^</sup></b>		3	3	6	0.0	0.0	0	0	0	0
<b>2021<sup>^</sup></b>		2	3	5	0.0	0.0	0	0	0	0
<b>CAREER (22-1 GP-GS)</b>		15	8	23	0.0	0.0	0	1	0	0

\* - Mountain West game. <sup>^</sup> - at Texas.

## #97 - Darrion Dalton - DL

Date	Opponent	U	A	T	TFL	SK	INT	PBU	FF	FR
A.31	Texas A&M-Comm.									
S.7	Oregon State									
S.14	at California									
S.28	at Central Mich.									
O.5	Hawai'i*									
O.12	at Wyoming*									
O.26	Washington St.									
N.1	at Boise State*									
N.8	New Mexico*									
N.16	at UNLV*									
N.23	at Utah State*									
N.30	Air Force*									
<b>2024 Totals</b>										
<b>2023</b>		6	3	9	0.0	0.0	0	1	0	0
<b>2022</b>		0	0	0	0.0	0.0	0	0	0	0
<b>CAREER (12-0 GP-GS)</b>		6	3	9	0.0	0.0	0	1	0	0

\* - Mountain West game.

# 2024 GAME-BY-GAME DEFENSIVE STATISTICS

## #45 - Wyatt Draeger - DL

Date	Opponent	U	A	T	TFL	SK	INT	PBU	FF	FR
A.31	Texas A&M-Comm.									
S.7	Oregon State									
S.14	at California									
S.28	at Central Mich.									
0.5	Hawai'i*									
0.12	at Wyoming*									
0.26	Washington St.									
N.1	at Boise State*									
N.8	New Mexico*									
N.16	at UNLV*									
N.23	at Utah State*									
N.30	Air Force*									
<b>2024 Totals</b>										
2023		4	10	14	1.0	0.0	0	1	0	0
2022		1	3	4	0.0	0.0	0	0	0	0
2021		1	2	3	0.0	0.0	0	0	0	0
2020		0	0	0	0.0	0.0	0	0	0	0
<b>CAREER (43-0 GP-GS)</b>		<b>6</b>	<b>15</b>	<b>21</b>	<b>1.0</b>	<b>0.0</b>	<b>0</b>	<b>1</b>	<b>0</b>	<b>0</b>

\*. Mountain West game.

## #22 - Max Garrison - S

Date	Opponent	U	A	T	TFL	SK	INT	PBU	FF	FR
A.31	Texas A&M-Comm.									
S.7	Oregon State									
S.14	at California									
S.28	at Central Mich.									
0.5	Hawai'i*									
0.12	at Wyoming*									
0.26	Washington St.									
N.1	at Boise State*									
N.8	New Mexico*									
N.16	at UNLV*									
N.23	at Utah State*									
N.30	Air Force*									
<b>2024 Totals</b>										
2023		2	0	2	0.0	0.0	0	0	0	0
2022		1	1	2	0.0	0.0	0	0	0	0
<b>CAREER (17-0 GP-GS)</b>		<b>3</b>	<b>1</b>	<b>4</b>	<b>0.0</b>	<b>0.0</b>	<b>0</b>	<b>0</b>	<b>0</b>	<b>0</b>

\*. Mountain West game.

## #96 - Ryan Henderson - EDGE

Date	Opponent	U	A	T	TFL	SK	INT	PBU	FF	FR
A.31	Texas A&M-Comm.									
S.7	Oregon State									
S.14	at California									
S.28	at Central Mich.									
0.5	Hawai'i*									
0.12	at Wyoming*									
0.26	Washington St.									
N.1	at Boise State*									
N.8	New Mexico*									
N.16	at UNLV*									
N.23	at Utah State*									
N.30	Air Force*									
<b>2024 Totals</b>										
2023		3	5	8	1.0	1.0	0	0	1	1
<b>CAREER (9-0 GP-GS)</b>		<b>3</b>	<b>5</b>	<b>8</b>	<b>1.0</b>	<b>1.0</b>	<b>0</b>	<b>0</b>	<b>1</b>	<b>1</b>

\*. Mountain West game.

## #56 - DJ Herman - LB

Date	Opponent	U	A	T	TFL	SK	INT	PBU	FF	FR
A.31	Texas A&M-Comm.									
S.7	Oregon State									
S.14	at California									
S.28	at Central Mich.									
0.5	Hawai'i*									
0.12	at Wyoming*									
0.26	Washington St.									
N.1	at Boise State*									
N.8	New Mexico*									
N.16	at UNLV*									
N.23	at Utah State*									
N.30	Air Force*									
<b>2024 Totals</b>										
2023		0	1	1	0.0	0.0	0	0	0	0
2022		2	1	3	0.0	0.0	0	0	0	0
<b>CAREER (24-0 GP-GS)</b>		<b>2</b>	<b>2</b>	<b>4</b>	<b>0.0</b>	<b>0.0</b>	<b>0</b>	<b>0</b>	<b>0</b>	<b>0</b>

\*. Mountain West game.

## #24 - Josh Hunter - S

Date	Opponent	U	A	T	TFL	SK	INT	PBU	FF	FR
A.31	Texas A&M-Comm.									
S.7	Oregon State									
S.14	at California									
S.28	at Central Mich.									
0.5	Hawai'i*									
0.12	at Wyoming*									
0.26	Washington St.									
N.1	at Boise State*									
N.8	New Mexico*									
N.16	at UNLV*									
N.23	at Utah State*									
N.30	Air Force*									
<b>2024 Totals</b>										
2023		26	12	38	1.0	0.0	0	2	0	0
2022		1	0	1	0.0	0.0	0	0	0	0
<b>CAREER (13-5 GP-GS)</b>		<b>27</b>	<b>12</b>	<b>39</b>	<b>1.0</b>	<b>0.0</b>	<b>0</b>	<b>2</b>	<b>0</b>	<b>0</b>

\*. Mountain West game.

## #1 - Chris Johnson - CB

Date	Opponent	U	A	T	TFL	SK	INT	PBU	FF	FR
A.31	Texas A&M-Comm.									
S.7	Oregon State									
S.14	at California									
S.28	at Central Mich.									
0.5	Hawai'i*									
0.12	at Wyoming*									
0.26	Washington St.									
N.1	at Boise State*									
N.8	New Mexico*									
N.16	at UNLV*									
N.23	at Utah State*									
N.30	Air Force*									
<b>2024 Totals</b>										
2023		15	15	30	0.0	0.0	1	2	1	0
2022		5	1	6	0.0	0.0	0	0	0	0
<b>CAREER (24-0 GP-GS)</b>		<b>20</b>	<b>16</b>	<b>36</b>	<b>0.0</b>	<b>0.0</b>	<b>1</b>	<b>2</b>	<b>1</b>	<b>0</b>

\*. Mountain West game.

## #33 - Ezekiel Larry - EDGE

Date	Opponent	U	A	T	TFL	SK	INT	PBU	FF	FR
A.31	Texas A&M-Comm.									
S.7	Oregon State									
S.14	at California									
S.28	at Central Mich.									
0.5	Hawai'i*									
0.12	at Wyoming*									
0.26	Washington St.									
N.1	at Boise State*									
N.8	New Mexico*									
N.16	at UNLV*									
N.23	at Utah State*									
N.30	Air Force*									
<b>2024 Totals</b>										
2023 <sup>^</sup>		10	3	13	7.0	6.0	0	1	0	0
<b>CAREER (9-3 GP-GS)</b>		<b>10</b>	<b>3</b>	<b>13</b>	<b>7.0</b>	<b>6.0</b>	<b>0</b>	<b>1</b>	<b>0</b>	<b>0</b>

\*. Mountain West game. ^ - at Yale.

## #21 - Tano Letuli - LB

Date	Opponent	U	A	T	TFL	SK	INT	PBU	FF	FR
A.31	Texas A&M-Comm.									
S.7	Oregon State									
S.14	at California									
S.28	at Central Mich.									
0.5	Hawai'i*									
0.12	at Wyoming*									
0.26	Washington St.									
N.1	at Boise State*									
N.8	New Mexico*									
N.16	at UNLV*									
N.23	at Utah State*									
N.30	Air Force*									
<b>2024 Totals</b>										
2023 <sup>^</sup>		7	5	12	0.0	0.0	0	0	0	0
<b>CAREER (11-0 GP-GS)</b>		<b>7</b>	<b>5</b>	<b>12</b>	<b>0.0</b>	<b>0.0</b>	<b>0</b>	<b>0</b>	<b>0</b>	<b>0</b>

\*. Mountain West game. ^ - at Army.

# 2024 GAME-BY-GAME DEFENSIVE STATISTICS

## #32 - Marlem Louis - EDGE

Date	Opponent	U	A	T	TFL	SK	INT	PBU	FF	FR
A.31	Texas A&M-Comm.									
S.7	Oregon State									
S.14	at California									
S.28	at Central Mich.									
0.5	Hawai'i*									
0.12	at Wyoming*									
0.26	Washington St.									
N.1	at Boise State*									
N.8	New Mexico*									
N.16	at UNLV*									
N.23	at Utah State*									
N.30	Air Force*									
<b>2024 Totals</b>										
2023 <sup>^</sup>		26	18	44	12.0	7.5	0	2	4	1
2022 <sup>^</sup>		26	9	35	14.0	8.5	0	1	4	1
2021 <sup>^</sup>		9	17	26	4.0	0.0	0	0	1	2
2020 <sup>^</sup>		1	4	5	0.0	0.0	0	0	0	0
2019 <sup>^</sup>		0	0	0	0.0	0.0	0	0	0	0
<b>CAREER (43-27 GP-GS)</b>		<b>62</b>	<b>48</b>	<b>110</b>	<b>30.0</b>	<b>16.0</b>	<b>0</b>	<b>3</b>	<b>7</b>	<b>3</b>

\* - Mountain West game. ^ - at Richmond.

## #17 - Deshawn McCuin - S

Date	Opponent	U	A	T	TFL	SK	INT	PBU	FF	FR
A.31	Texas A&M-Comm.									
S.7	Oregon State									
S.14	at California									
S.28	at Central Mich.									
0.5	Hawai'i*									
0.12	at Wyoming*									
0.26	Washington St.									
N.1	at Boise State*									
N.8	New Mexico*									
N.16	at UNLV*									
N.23	at Utah State*									
N.30	Air Force*									
<b>2024 Totals</b>										
2023		9	4	13	1.5	0.5	1	2	0	0
2022 <sup>^</sup>		8	2	10	0.0	0.0	0	1	0	0
2021 <sup>^</sup>		0	1	1	0.0	0.0	1	0	0	0
2020 <sup>^</sup>		5	1	6	0.0	0.0	0	0	0	0
2019 <sup>^</sup>		1	0	1	0.0	0.0	0	0	0	0
<b>CAREER (33-3 GP-GS)</b>		<b>23</b>	<b>8</b>	<b>31</b>	<b>1.5</b>	<b>0.5</b>	<b>2</b>	<b>3</b>	<b>0</b>	<b>0</b>

\* - Mountain West game. ^ - at TCU.

## #91 - Keion Mitchell - DL

Date	Opponent	U	A	T	TFL	SK	INT	PBU	FF	FR
A.31	Texas A&M-Comm.									
S.7	Oregon State									
S.14	at California									
S.28	at Central Mich.									
0.5	Hawai'i*									
0.12	at Wyoming*									
0.26	Washington St.									
N.1	at Boise State*									
N.8	New Mexico*									
N.16	at UNLV*									
N.23	at Utah State*									
N.30	Air Force*									
<b>2024 Totals</b>										
2023		5	4	9	1.0	1.0	0	0	0	0
2022		0	0	0	0.0	0.0	0	0	0	0
<b>CAREER (43-27 GP-GS)</b>		<b>62</b>	<b>48</b>	<b>110</b>	<b>30.0</b>	<b>16.0</b>	<b>0</b>	<b>3</b>	<b>7</b>	<b>3</b>

\* - Mountain West game. ^ - at Richmond.

## #58 - Cody Moon - LB

Date	Opponent	U	A	T	TFL	SK	INT	PBU	FF	FR
A.31	Texas A&M-Comm.									
S.7	Oregon State									
S.14	at California									
S.28	at Central Mich.									
0.5	Hawai'i*									
0.12	at Wyoming*									
0.26	Washington St.									
N.1	at Boise State*									
N.8	New Mexico*									
N.16	at UNLV*									
N.23	at Utah State*									
N.30	Air Force*									
<b>2024 Totals</b>										
2023		29	37	66	1.0	0.0	0	2	0	0
2022 <sup>^</sup>		42	63	105	9.5	4.5	0	4	1	1
2021 <sup>^</sup>		27	17	44	1.5	0.5	1	1	0	1
<b>CAREER (36-14 GP-GS)</b>		<b>98</b>	<b>117</b>	<b>215</b>	<b>12.0</b>	<b>5.0</b>	<b>1</b>	<b>7</b>	<b>1</b>	<b>2</b>

\* - Mountain West game. ^ - at New Mexico.

## #44 - Kyle Moretti - LB

Date	Opponent	U	A	T	TFL	SK	INT	PBU	FF	FR
A.31	Texas A&M-Comm.									
S.7	Oregon State									
S.14	at California									
S.28	at Central Mich.									
0.5	Hawai'i*									
0.12	at Wyoming*									
0.26	Washington St.									
N.1	at Boise State*									
N.8	New Mexico*									
N.16	at UNLV*									
N.23	at Utah State*									
N.30	Air Force*									
<b>2024 Totals</b>										
2023 <sup>^</sup>		32	33	65	5.0	2.0	0	4	0	0
2022 <sup>^</sup>		60	35	95	7.5	3.0	0	2	0	1
2021 <sup>^</sup>		24	23	47	4.0	1.0	0	1	1	0
<b>CAREER (34-22 GP-GS)</b>		<b>116</b>	<b>91</b>	<b>207</b>	<b>16.5</b>	<b>6.0</b>	<b>0</b>	<b>7</b>	<b>1</b>	<b>1</b>

\* - Mountain West game. ^ - at Central Michigan.

## #93 - Brady Nassar - EDGE

Date	Opponent	U	A	T	TFL	SK	INT	PBU	FF	FR
A.31	Texas A&M-Comm.									
S.7	Oregon State									
S.14	at California									
S.28	at Central Mich.									
0.5	Hawai'i*									
0.12	at Wyoming*									
0.26	Washington St.									
N.1	at Boise State*									
N.8	New Mexico*									
N.16	at UNLV*									
N.23	at Utah State*									
N.30	Air Force*									
<b>2024 Totals</b>										
2023		5	1	6	0.0	0.0	0	0	0	0
<b>CAREER (10-0 GP-GS)</b>		<b>5</b>	<b>1</b>	<b>6</b>	<b>0.0</b>	<b>0.0</b>	<b>0</b>	<b>0</b>	<b>0</b>	<b>0</b>

\* - Mountain West game.

## #7 - William Nimmo Jr. - S

Date	Opponent	U	A	T	TFL	SK	INT	PBU	FF	FR
A.31	Texas A&M-Comm.									
S.7	Oregon State									
S.14	at California									
S.28	at Central Mich.									
0.5	Hawai'i*									
0.12	at Wyoming*									
0.26	Washington St.									
N.1	at Boise State*									
N.8	New Mexico*									
N.16	at UNLV*									
N.23	at Utah State*									
N.30	Air Force*									
<b>2024 Totals</b>										
2023 <sup>^</sup>		11	10	21	2.0	0.0	0	0	0	0
2022 <sup>^</sup>		7	3	10	0.0	0.0	0	1	0	0
2021 <sup>^</sup>		1	0	1	0.0	0.0	0	0	0	0
2020 <sup>^</sup>		3	2	5	0.0	0.0	0	0	0	0
<b>CAREER (36-1 GP-GS)</b>		<b>22</b>	<b>15</b>	<b>37</b>	<b>2.0</b>	<b>0.0</b>	<b>0</b>	<b>1</b>	<b>0</b>	<b>0</b>

\* - Mountain West game. ^ - at UCLA.

# 2024 GAME-BY-GAME DEFENSIVE STATISTICS

## #30 - Dominic Oliver - EDGE

Date	Opponent	U	A	T	TFL	SK	INT	PBU	FF	FR
A.31	Texas A&M-Comm.									
S.7	Oregon State									
S.14	at California									
S.28	at Central Mich.									
0.5	Hawai'i*									
0.12	at Wyoming*									
0.26	Washington St.									
N.1	at Boise State*									
N.8	New Mexico*									
N.16	at UNLV*									
N.23	at Utah State*									
N.30	Air Force*									
<b>2024 Totals</b>										
2023		1	1	2	1.0	1.0	0	0	0	0
2022		1	0	1	0.0	0.0	0	0	0	0
CAREER (22-0 GP-GS)		2	1	3	1.0	1.0	0	0	0	0

\* - Mountain West game. ^ - at Richmond.

## #0 - Bryce Phillips - CB

Date	Opponent	U	A	T	TFL	SK	INT	PBU	FF	FR
A.31	Texas A&M-Comm.									
S.7	Oregon State									
S.14	at California									
S.28	at Central Mich.									
0.5	Hawai'i*									
0.12	at Wyoming*									
0.26	Washington St.									
N.1	at Boise State*									
N.8	New Mexico*									
N.16	at UNLV*									
N.23	at Utah State*									
N.30	Air Force*									
<b>2024 Totals</b>										
2023^		20	13	33	5.0	0.0	1	9	0	0
2022^		27	7	35	1.0	0.0	0	10	0	0
CAREER (22-22 GP-GS)		47	20	68	6.0	0.0	1	19	0	0

\* - Mountain West game. ^ - at Tennessee State.

## #9 - Dalesean Staley - S

Date	Opponent	U	A	T	TFL	SK	INT	PBU	FF	FR
A.31	Texas A&M-Comm.									
S.7	Oregon State									
S.14	at California									
S.28	at Central Mich.									
0.5	Hawai'i*									
0.12	at Wyoming*									
0.26	Washington St.									
N.1	at Boise State*									
N.8	New Mexico*									
N.16	at UNLV*									
N.23	at Utah State*									
N.30	Air Force*									
<b>2024 Totals</b>										
2023^		3	0	3	0.0	0.0	0	0	0	0
2022^		33	37	70	3.0	0.0	3	8	0	0
CAREER (14-11 GP-GS)		36	37	70	3.0	0.0	3	8	0	0

\* - Mountain West game. ^ - at Northern Iowa.

## #94 - Teivis Tuioti - DL

Date	Opponent	U	A	T	TFL	SK	INT	PBU	FF	FR
A.31	Texas A&M-Comm.									
S.7	Oregon State									
S.14	at California									
S.28	at Central Mich.									
0.5	Hawai'i*									
0.12	at Wyoming*									
0.26	Washington St.									
N.1	at Boise State*									
N.8	New Mexico*									
N.16	at UNLV*									
N.23	at Utah State*									
N.30	Air Force*									
<b>2024 Totals</b>										
2023%	played on the offensive line									
2022%		6	9	15	0.0	0.0	0	0	0	0
2021^		0	2	2	0.0	0.0	0	0	0	0
2020^		0	0	0	0.0	0.0	0	0	0	0
CAREER (15-0 GP-GS)		6	11	17	0.0	0.0	0	0	0	0

\* - Mountain West game. % - at Colorado State. ^ - at Nevada.

## #10 - Bennett Walker - CB

Date	Opponent	U	A	T	TFL	SK	INT	PBU	FF	FR
A.31	Texas A&M-Comm.									
S.7	Oregon State									
S.14	at California									
S.28	at Central Mich.									
0.5	Hawai'i*									
0.12	at Wyoming*									
0.26	Washington St.									
N.1	at Boise State*									
N.8	New Mexico*									
N.16	at UNLV*									
N.23	at Utah State*									
N.30	Air Force*									
<b>2024 Totals</b>										
2023^		10	13	23	0.0	0.0	3	5	0	0
CAREER (13-11 GP-GS)		10	13	23	0.0	0.0	3	5	0	0

\* - Mountain West game. ^ - at Eastern Michigan

## #47 - Trey White - EDGE

Date	Opponent	U	A	T	TFL	SK	INT	PBU	FF	FR
A.31	Texas A&M-Comm.									
S.7	Oregon State									
S.14	at California									
S.28	at Central Mich.									
0.5	Hawai'i*									
0.12	at Wyoming*									
0.26	Washington St.									
N.1	at Boise State*									
N.8	New Mexico*									
N.16	at UNLV*									
N.23	at Utah State*									
N.30	Air Force*									
<b>2024 Totals</b>										
2023		9	6	15	2.0	0.0	1	1	0	1
2022		1	0	1	0.0	0.0	0	0	0	0
CAREER (15-1 GP-GS)		10	6	15	2.0	0.0	1	1	0	1

\* - Mountain West game.

# 2023 SAN DIEGO STATE PARTICIPATION

## PARTICIPATION CHART

No.	Name	OU	ISU	UCLA	OSU	BSU	AFA	UH	NEV	USU	CSU	SJSU	FS
76	<b>ABDULLAH, Dean</b>	GS (RG)	GS (RG)	X	X	X	GS (RG)	GS (RG)	GS (RG)	GS (RG)	GS (LG)	X	X
99	<b>ALUALU, Tupu §</b>	GS (DT)	GS (DT)	GS (DT)	GS (DT)	GS (DT)	GS (DT)	GS (DT)	GS (DT)	GS (DT)	GS (DT)	GS (DT)	GS (DT)
42	<b>ANDERSON, Brady §</b>	X	X	X	X	X	X	X	X	X	X	GS (WILL)	X
2	<b>ARMSTEAD, Jaylen</b>	X	X	X	X	X	X	X	X	X	X	GS (RB)	GS (RB)
74	<b>AZZOPARDI, Drew §</b>	X	X	X	X	X	X	GS (RT)	GS (RT)	GS (RT)	GS (RT)	GS (RT)	GS (RT)
3	<b>BARFIELD, Cedarius</b>	GS (WAR)	GS (WAR)	GS (WAR)	GS (WAR)	GS (WAR)	GS (WAR)	GS (WAR)	GS (WAR)	GS (WAR)	GS (WAR)	GS (WAR)	GS (WAR)
60	<b>BENNETT, Cade</b>	GS (LG)	GS (LG)	GS (LG)	GS (LG)	GS (LG)	GS (LG)	GS (LG)	GS (LG)	GS (LG)	GS (LG)	GS (LG)	GS (LG)
13	<b>BLAKE, Martin</b>	X	X	X	X	X	X	X	X	X	X	X	X
12	<b>BRANCH, Dallas</b>	GS (CB)	X	X	--	X	--	--	--	--	--	--	--
80	<b>BROOKS, Baylin §</b>	GS (WR)	X	X	GS (WR)	GS (WR)	GS (WR)	X	X	X	X	X	X
13	<b>BROWNING, Jack</b>	X	X	X	X	X	X	X	X	X	X	X	X
37	<b>BRYANT, DJ</b>	X	X	X	X	X	X	X	X	X	X	X	--
34	<b>BUTLER, Eric</b>	X	X	X	X	X	X	X	X	X	X	X	X
20	<b>CANLEY II, Sheldon</b>	--	--	--	--	--	X	X	X	X	X	--	--
31	<b>CELESTINE, Davaghn</b>	GS (WAR)	GS (WAR)	X	GS (WAR)	GS (WAR)	GS (WAR)	X	--	X	X	X	X
23	<b>CHRISTON, Kenan §</b>	GS (RB)	GS (RB)	GS (RB)	GS (RB)	GS (RB)	GS (RB)	GS (RB)	GS (RB)	GS (RB)	GS (RB)	X	X
33	<b>COFFEY III, JD §</b>	X	X	X	--	X	X	X	X	GS (AZT)	X	X	--
61	<b>CRENSHAW-DICKSON, Brandon</b>	--	--	GS (RT)	GS (RT)	GS (RT)	GS (RT)	GS (LT)	GS (LT)	GS (LT)	GS (LT)	GS (LT)	GS (LT)
97	<b>DALTON, Darrion</b>	X	X	X	X	X	X	--	--	--	--	--	X
29	<b>DAVIS, Cam §</b>	X	X	X	X	X	X	X	X	X	GS (RB)	X	X
84	<b>DE LOS REYES, Darius</b>	--	--	X	X	--	--	--	--	--	--	--	--
45	<b>DRAEGER, Wyatt</b>	X	X	X	X	X	X	X	X	X	X	X	X
38	<b>ESCANO, Arnold</b>	X	X	X	X	X	X	X	X	X	X	X	X
6	<b>FIASEU, Zyrrus</b>	GS (MIKE)	GS (MIKE)	GS (MIKE)	GS (MIKE)	GS (MIKE)	GS (MIKE)	GS (MIKE)	GS (MIKE)	GS (MIKE)	GS (MIKE)	GS (MIKE)	X
39	<b>FOUNTAIN, Garret §</b>	GS (DE)	GS (DE)	GS (DE)	GS (DE)	GS (DE)	GS (DE)	GS (DE)	GS (DE)	GS (DE)	GS (DE)	GS (DE)	GS (DE)
26	<b>GARDINERA, Nicholas §</b>	--	--	--	--	X	X	X	X	X	X	GS (FB)	GS (FB)
22	<b>GARRISON, Max</b>	--	X	--	--	--	--	--	--	X	X	--	X
26	<b>GOYNES, Joshua</b>	--	--	--	--	--	--	X	--	X	X	--	X
86	<b>HARPOLE, Cameron</b>	X	X	--	X	GS (TE)	GS (TE)	GS (TE)	X	GS (TE)	X	GS (TE)	GS (TE)
96	<b>HENDERSON, Ryan</b>	--	X	X	--	--	X	X	X	X	X	X	X
56	<b>HERMAN, DJ</b>	X	X	X	X	X	X	X	X	X	X	X	X
21	<b>JOHNSON, Chris</b>	X	X	X	X	X	X	X	X	X	X	X	X
70	<b>JONES, Christian §</b>	GS (LT)	GS (LT)	GS (LT)	GS (LT)	GS (LT)	GS (LT)	X	X	X	X	X	X
44	<b>KAHO, Vai</b>	X	X	X	X	GS (WILL)	GS (WILL)	GS (WILL)	GS (WILL)	--	X	X	GS (WILL)
49	<b>KEMP, Leo §</b>	X	X	X	X	X	X	X	X	X	X	GS (FB)	GS (FB)
12	<b>MAGEE, Jatavious</b>	X	X	X	X	X	X	X	X	X	X	X	X
4	<b>MALONE, Dez</b>	GS (CB)	GS (CB)	GS (CB)	GS (CB)	GS (CB)	GS (CB)	GS (CB)	GS (CB)	GS (CB)	GS (CB)	GS (CB)	GS (CB)
57	<b>MASANIAI, Darrell</b>	X	X	X	X	X	X	--	--	--	--	X	--
18	<b>MAYDEN, Jalen</b>	GS (QB)	GS (QB)	GS (QB)	GS (QB)	GS (QB)	GS (QB)	GS (QB)	GS (QB)	GS (QB)	GS (QB)	GS (QB)	GS (QB)
17	<b>McCUIN, Deshawn §</b>	X	X	GS (WAR)	X	--	--	GS (WAR)	--	X	X	X	X
55	<b>McDONALD, Cooper</b>	GS (SAM)	GS (SAM)	GS (SAM)	GS (SAM)	GS (SAM)	GS (SAM)	GS (SAM)	GS (SAM)	GS (SAM)	GS (SAM)	GS (SAM)	GS (SAM)
24	<b>McLAUGHLIN, Jelani</b>	--	--	--	--	--	--	--	--	--	--	X	X
68	<b>MIRABELLA, Thomas</b>	X	X	X	X	X	X	X	X	X	GS (C)	GS (RG)	GS (C)
91	<b>MITCHELL, Keion</b>	X	X	X	X	X	X	X	X	X	X	X	X
58	<b>MOON, Cody §</b>	GS (WILL)	GS (WILL)	X	GS (WILL)	X	X	X	X	GS (WILL)	GS (WILL)	X	X
53	<b>MURAO, Myles §</b>	GS (RT)	GS (RT)	GS (RG)	GS (RG)	GS (RG)	--	--	--	--	GS (RG)	X	GS (RG)
19	<b>NAPIER, Jordan</b>	--	X	--	--	--	--	--	--	--	X	X	X
93	<b>NASSAR, Brady</b>	X	X	X	--	X	X	X	X	X	X	X	X
85	<b>NICHOLSON, Joshua §</b>	X	GS (WR)	X	GS (WR)	X	X	X	GS (WR)	X	X	X	X
10	<b>O'DELL, Tobin</b>	--	X	X	--	--	--	--	--	--	--	--	X
30	<b>OLIVER, Dominic</b>	X	X	X	X	X	X	X	X	X	X	X	--
90	<b>OKPOKO, Daniel §</b>	GS (DE)	GS (DE)	GS (DE)	GS (DE)	GS (DE)	GS (DE)	GS (DE)	GS (DE)	GS (DE)	GS (DE)	GS (DE)	GS (DE)
18	<b>OTLEWSKI, Caleb</b>	--	--	--	--	--	--	--	--	--	--	--	X
11	<b>PENNY, Brionne §</b>	GS (WR)	X	X	X	X	GS (WR)	GS (WR)	GS (WR)	GS (WR)	X	--	X
46	<b>PLASCENCIA, Gabriel</b>	--	--	--	X	X	--	--	--	--	X	X	--
49	<b>RAMIREZ, Zechariah</b>	X	X	X	X	X	X	X	X	X	X	X	X
32	<b>RATCLIFFE, Marcus §</b>	GS (AZT)	GS (AZT)	GS (AZT)	GS (AZT)	GS (AZT)	GS (AZT)	GS (AZT)	GS (AZT)	X	GS (AZT)	GS (AZT)	GS (AZT)
81	<b>REDMAN, Mark</b>	GS (TE)	GS (TE)	GS (TE)	GS (TE)	GS (TE)	GS (TE)	GS (TE)	GS (TE)	GS (TE)	GS (TE)	GS (TE)	GS (TE)
82	<b>RUDOLPH, Jay</b>	X	GS (TE)	GS (TE)	X	--	--	--	--	--	--	--	--
95	<b>SALAHUDDIN, Talib</b>	--	--	--	--	--	X	--	X	--	--	X	--
83	<b>SHAW, Mekhi</b>	GS (WR)	GS (WR)	GS (WR)	--	--	X	GS (WR)	GS (WR)	GS (WR)	GS (WR)	X	X
7	<b>SUTTON, Lucky</b>	--	--	--	--	X	X	X	X	X	--	--	--
89	<b>TANNER, Logan</b>	--	X	X	--	GS (TE)	X	X	X	--	X	--	X
94	<b>TUIHALAMAKA, Samuela</b>	X	X	X	X	X	X	X	X	X	X	X	X
10	<b>TUMBLIN, Noah</b>	X	GS (CB)	GS (CB)	GS (CB)	GS (CB)	GS (CB)	GS (CB)	GS (CB)	GS (CB)	GS (CB)	GS (CB)	GS (CB)
63	<b>ULUGALU-MASEULLI, Ross</b>	GS (C)	GS (C)	GS (C)	GS (C)	GS (C)	GS (C)	GS (C)	GS (C)	GS (C)	--	GS (C)	--
40	<b>WELSH, Mikey</b>	--	X	--	--	X	X	X	--	X	X	X	X
14	<b>WESLEY II, Phillippe §</b>	--	--	GS (WR)	GS (WR)	X	X	--	X	X	GS (WR)	X	X
47	<b>WHITE, Trey §</b>	X	X	X	X	X	X	X	X	X	X	X	GS (MIKE)
35	<b>WHITMORE, Jelani</b>	X	X	X	X	X	X	X	X	X	X	X	X
36	<b>WILLIAMS, New Zealand §</b>	X	X	GS (WILL)	--	--	--	X	X	X	X	--	--
50	<b>WINTERMEYER, Ryan</b>	X	X	X	X	X	X	X	X	X	X	X	X
79	<b>WRIGHT, Joey</b>	--	X	X	X	X	--	--	--	--	--	--	--
15	<b>WRIGHT, Ma'jon</b>	--	--	X	X	X	X	--	--	--	--	--	--
56	<b>YU, Tiger</b>	--	--	--	--	--	--	--	--	--	X	--	--

§ - made first career San Diego State start this season. • - made first San Diego State appearance this season. Bold RED indicates a player who has started every game this season. Bold BLACK indicates a player has played in every game this season.

# 2023 SAN DIEGO STATE STARTERS/PARTICIPATION

## OFFENSIVE STARTERS

Position	OU	ISU	UCLA	OSU	BSU	AFA	UH	NEV	USU	CSU	SJSU	FS
LT	Jones	Jones	Jones	Jones	Jones	Jones	Jones	Grenshaw-Dickson	Grenshaw-Dickson	Grenshaw-Dickson	Grenshaw-Dickson	Grenshaw-Dickson
LG	Bennett	Bennett	Bennett	Bennett	Bennett	Bennett	Bennett	Bennett	Bennett	Abdullah	Bennett	Bennett
C	Ulugalu-Maseuli	Ulugalu-Maseuli	Ulugalu-Maseuli	Ulugalu-Maseuli	Ulugalu-Maseuli	Ulugalu-Maseuli	Ulugalu-Maseuli	Ulugalu-Maseuli	Ulugalu-Maseuli	Ulugalu-Maseuli	Mirabella	Ulugalu-Maseuli
RG	Abdullah	Abdullah	Murao	Murao	Murao	Murao	Abdullah	Abdullah	Abdullah	Abdullah	Murao	Mirabella
RT	Murao	Murao	Grenshaw-Dickson	Grenshaw-Dickson	Grenshaw-Dickson	Grenshaw-Dickson	Azzopardi	Azzopardi	Azzopardi	Azzopardi	Azzopardi	Azzopardi
TE	Redman	Redman	Redman	Redman	Redman	Redman	Redman	Redman	Redman	Redman	Redman	Redman
TE		Rudolph	Rudolph		Harpole	Harpole	Harpole		Harpole		Harpole	Harpole
TE					Tanner							
QB	Mayden	Mayden	Mayden	Mayden	Mayden	Mayden	Mayden	Mayden	Mayden	Mayden	Mayden	Mayden
RB	Christon	Christon	Christon	Christon	Christon	Christon	Christon	Christon	Christon	Christon	Armstead	Armstead
RB										Davis		
FB											Kemp	Kemp
FB											Gardinera	Gardinera
WR	Shaw	Shaw	Shaw	Brooks	Brooks	Brooks	Shaw	Shaw	Shaw	Shaw		
WR	Brooks	Nicholson	Wesley II	Wesley II		Penny	Penny	Penny	Penny	Wesley II		
WR	Penny			Nicholson				Nicholson				

## DEFENSIVE STARTERS

Position	OU	ISU	UCLA	OSU	BSU	AFA	UH	NEV	USU	CSU	SJSU	FS
DE	Fountain	Fountain	Fountain	Fountain	Fountain	Fountain	Fountain	Fountain	Fountain	Fountain	Fountain	Fountain
DT	Alualu	Alualu	Alualu	Alualu	Alualu	Alualu	Alualu	Alualu	Alualu	Alualu	Alualu	Alualu
DE	Okpoko	Okpoko	Okpoko	Okpoko	Okpoko	Okpoko	Okpoko	Okpoko	Okpoko	Okpoko	Okpoko	Okpoko
SAM	McDonald	McDonald	McDonald	McDonald	McDonald	McDonald	McDonald	McDonald	McDonald	McDonald	McDonald	McDonald
MIKE	Fiasue	Fiasue	Fiasue	Fiasue	Fiasue	Fiasue	Fiasue	Fiasue	Fiasue	Fiasue	Fiasue	White
WILL	Moon	Moon	Williams	Moon	Kaho	Kaho	Kaho	Kaho	Moon	Moon	Anderson	Kaho
CB	Branch	Tumblin	Tumblin	Tumblin	Tumblin	Tumblin	Tumblin	Tumblin	Tumblin	Tumblin	Tumblin	Tumblin
WAR	Barfield	Barfield	Barfield	Barfield	Barfield	Barfield	Barfield	Barfield	Barfield	Barfield	Barfield	Barfield
AZT	Ratcliffe	Ratcliffe	Ratcliffe	Ratcliffe	Ratcliffe	Ratcliffe	Ratcliffe	Ratcliffe	Coffey III	Ratcliffe	Ratcliffe	Ratcliffe
WAR	Celestine	Celestine	McCuin	Celestine	Celestine	Celestine	McCuin	Hunter	Hunter	Hunter	Hunter	Hunter
CB	Malone	Malone	Malone	Malone	Malone	Malone	Malone	Malone	Malone	Malone	Malone	Malone

## SPECIALIST STARTERS

Position	OU	ISU	UCLA	OSU	BSU	AFA	UH	NEV	USU	CSU	SJSU	FS
KO	Browning	Browning	Browning	Plascencia	Plascencia	Browning	Browning	Browning	Browning	Browning	Plascencia	Browning
PK	Browning	Browning	Browning	Browning	Browning	Browning	Browning	Browning	Browning	Plascencia	Plascencia	Browning
Holder	Ramirez	Ramirez	Ramirez	Ramirez	Ramirez	Ramirez	Ramirez	Ramirez	Ramirez	Ramirez	Ramirez	Ramirez
Punter	Browning	Browning	Browning	Browning	Browning	Browning	Browning	Browning	Browning	Browning	Browning	Browning
LS	Wintermeyer	Wintermeyer	Wintermeyer	Wintermeyer	Wintermeyer	Wintermeyer	Wintermeyer	Wintermeyer	Wintermeyer	Wintermeyer	Wintermeyer	Wintermeyer
SS	Wintermeyer	Wintermeyer	Wintermeyer	Wintermeyer	Wintermeyer	Wintermeyer	Wintermeyer	Wintermeyer	Wintermeyer	Wintermeyer	Wintermeyer	Wintermeyer
KOR	Christon	Christon	Christon	Christon	Christon	Christon	Canley II	Canley II	Canley II	Christon	Christon	Christon
PR	Shaw	Shaw	Shaw	Malone	Malone	Shaw	Shaw	Shaw	Shaw	Shaw	Shaw	Shaw

## PARTICIPATION CHART

	OU	ISU	UCLA	OSU	BSU	AFA	UH	NEV	USU	CSU	SJSU	FS
<b>Dressed</b>	<b>75</b>	<b>78</b>	<b>78</b>	<b>72</b>	<b>75</b>	<b>71</b>	<b>72</b>	<b>68</b>	<b>68</b>	<b>73</b>	<b>72</b>	
<b>Played</b>	<b>57</b>	<b>62</b>	<b>62</b>	<b>56</b>	<b>61</b>	<b>60</b>	<b>59</b>	<b>56</b>	<b>59</b>	<b>62</b>	<b>60</b>	
Seniors	17	17	18	16	15	15	16	14	15	16	15	
Juniors	14	14	16	15	12	14	11	12	11	12	15	
Sophomores	18	19	18	18	14	17	18	18	20	19	17	
Freshman (RS/True)	8 (4/4)	12 (7/5)	10 (6/4)	7 (4/3)	12 (8/4)	14 (10/4)	14 (10/4)	12 (8/4)	12 (8/4)	15 (10/4)	13 (7/6)	
<b>Started</b>	<b>22</b>	<b>22</b>	<b>22</b>	<b>22</b>	<b>22</b>	<b>22</b>	<b>22</b>	<b>22</b>	<b>22</b>	<b>22</b>	<b>22</b>	<b>22</b>
Seniors	10	10	11	10	11	12	12	11	10	9	8	
Juniors	7	7	5	5	4	4	5	5	7	7	5	
Sophomores	3	4	5	5	4	4	3	3	3	3	4	
Freshman (RS/True)	2 (0/2)	1 (0/1)	1 (0/1)	2 (0/2)	3 (1/2)	2 (0/2)	2 (1/1)	3 (2/1)	2 (2/0)	3 (2/1)	5 (3/2)	
<b>Making SDSU Debut</b>	<b>14</b>	<b>4</b>	<b>0</b>	<b>1</b>	<b>1</b>	<b>1</b>	<b>0</b>	<b>0</b>	<b>0</b>	<b>1</b>	<b>1</b>	<b>1</b>
<b>Making 1st SDSU Start</b>	<b>10</b>	<b>1</b>	<b>3</b>	<b>0</b>	<b>2</b>	<b>0</b>	<b>1</b>	<b>1</b>	<b>1</b>	<b>1</b>	<b>3</b>	<b>1</b>

## CAREER START CHART (Offense/Defense)

Player, Pos.	Yr.	Career Starts	Consecutive Starts	Yearly Total					2021	2019	2018
				2023	2022	2021	2020	2019			
Brandon Grenshaw-Dickson, RT/LT	Sr.	36	10	10	12	14	0	RS	-	-	
Cedarius Barfield, S/CB	Sr.*	32	18	12	7	9	4	0	RS	-	
Cooper McDonald, LB	Sr.	28	12	12	6	10	0	-	-	-	
Mark Redman, TE	Sr.	25	13	12	12	1	0	-	-	-	
Noah Tumblin, CB	Sr.	24	11	11	5	8	0	RS	-	-	
Cade Bennett, LG	Jr.	23	2	11	12	0	RS	0	-	-	
Dez Malone, CB	Jr.	23	23	12	11	0	RS	-	-	-	
Jalen Mayden, QB	Sr.*	20	20	12	8	0	-	0	0	0	
Zyrus Fiasue, LB	So.	17	0	11	6	RS	-	-	-	-	
Davoughn Celestine, S	Sr.	16	0	5	11	0	0	RS	-	-	
Ross Ulugalu-Maseuli, RG/C	So.	16	0	10	6	RS	-	-	-	-	
Cody Moon, LB	Jr.	14	0	5	9	0	RS	-	-	-	
Kenan Christon, RB	Sr.	13	0	10	0	0	0	3	-	-	
Tupu Alualu, DT	Jr.	12	12	12	-	-	-	-	-	-	
Garret Fountain, DE	Sr.	12	12	12	0	0	0	RS	-	-	
Daniel Okpoko, DE	Sr.*	12	12	12	0	0	0	0	RS	-	
Jay Rudolph, TE	Jr.	12	0	2	5	5	0	-	-	-	
Mekhi Shaw, WR	Jr.	12	0	6	5	1	RS	-	-	-	
Marcus Ratcliffe, AZT	Fr.	11	3	11	-	-	-	-	-	-	
Dean Abdullah, RG	Jr.	10	0	7	3	-	-	-	-	-	
Dallas Branch, CB	Sr.*	10	0	1	5	4	0	-	-	-	
Noah Avinger, CB	Jr.	8	0	0	5	3	-	-	-	-	
Thomas Mirabella, RG	Jr.	8	3	3	5	0	RS	-	-	-	
Myles Murao, RT	So.	7	1	7	0	0	RS	-	-	-	
Drew Azzopardi, RT	R-Fr.	6	6	6	RS	-	-	-	-	-	
Cameron Harpole, TE	So.	6	2	6	0	RS	-	-	-	-	
Christian Jones, LT	So.	6	0	6	0	RS	-	-	-	-	
Vai Kaha, LB	Sr.	6	1	5	0	1	0	-	-	-	
Josh Hunter, S	R-Fr.	5	5	5	RS	-	-	-	-	-	
Brionne Penny, WR	Sr.	5	0	5	0	0	0	RS	-	-	
Jaylon Armstead, RB	Jr.	4	2	2	2	0	RS	-	-	-	
Baylin Brooks, WR	Fr.	4	0	4	-	-	-	-	-	-	
Deshawn McCuin, S	Sr.	3	0	2	0	1	0	RS	-	-	
Joshua Nicholson, WR	So.	3	0	3	0	RS	-	-	-	-	
Samuela Tuihalamaka, DL	Sr.	3	0	0	0	0	0	3	RS	-	
Phillippe Wesley II, WR	So.	3	0	3	0	-	-	-	-	-	
Martin Blake, RB	So.	2	0	0	2	RS	-	-	-	-	
Nick Gardinera, FB	R-Fr.	2	2	2	RS	-	-	-	-	-	
Leo Kemp, FB	Fr.	2	2	2	-	-	-	-	-	-	
Brady Anderson, LB	So.	1	0	1	RS	0	-	-	-	-	
JD Coffey III, S	Jr.	1	0	1	0	0	-	-	-	-	
Cam Davis, RB	So.	1	0	1	0	RS	-	-	-	-	
Logan Tanner, TE	R-Fr.	1	0	1	RS	-	-	-	-	-	
Trey White, LB	So.	1	1	1	RS	-	-	-	-	-	
New Zealand Williams, LB	So.	1	0	1	0	-	-	-	-	-	
Joey Wright, LT	Jr.	1	0	0	1	0	RS	-	-	-	

\* - Utilizing extra year of eligibility offered by the NCAA due to COVID-19 pandemic

# 2023 MISCELLANEOUS STATISTICS

## MISCELLANEOUS

Game	Coin Toss	KO/Receive	1st Off. Play	1st Off. Poss	1st Def. Poss.	Game Time	Game Length	Jersey	Pants	Result
Ohio	Ohio won, def.	Receive	Mayden rush	Field Goal	Field Goal	4:00 p.m. PT	3:26	Black	Black	W, 20-13
Idaho State	SDSU won, def.	Kickoff	Mayden pass	Punt	Punt	7:30 p.m. PT	3:38	Black	Black	W, 36-28
UCLA	SDSU won, def.	Kickoff	Christon rush	Punt	Punt	4:39 p.m. PT	3:20	Black	Black	L, 10-35
Oregon State	OSU won, def.	Receive	Mayden pass	Punt	Field Goal	12:35 p.m. PT	3:05	White	Black	L, 9-26
Boise State	BSU won, def.	Receive	Christon run	Fumble	Punt	7:32 p.m. PT	3:12	Black	Black	L, 31-34
Air Force	AFA won, def.	Receive	Mayden pass	Punt	Punt	6:02 p.m. MT	2:52	White	Black	L, 10-49
Hawai'i	SDSU won, def.	Kickoff	Mayden rush	Field Goal	Punt	5:02 p.m. HT	3:24	White	Black	W, 41-34
Nevada	NEV won, def.	Receive	Christon rush	Punt	Field Goal	6:05 p.m. PT	2:58	Black	Black	L, 0-6
Utah State	SDSU won, def.	Kickoff	Mayden pass	Punt	Punt	4:05 p.m. PT	3:28	Black	Black	L, 24-32
Colorado State	CSU won, def.	Receive	Mayden pass	Punt	Punt	4:03 p.m. MT	3:28	White	Black	L, 19-22
San Jose State	SDSU won, def.	Kickoff	Armstead rush	Touchdown	Punt	6:38 p.m. PT	2:51	White	Black	L, 13-24
Fresno State	FS won, def.	Receive	Mayden pass	Punt	Touchdown	7:41 p.m. PT	3:03	Black	Black	W, 33-18

## AVERAGE STARTING FIELD POSITION

Category	San Diego State	Opponents
Drives Started	135	139
Cumulative Starting Yard Line	4,332	3,610
Average Field Position	Own 32.09	Own 25.97
Drives Started in Opponent Territory/Att. to Score	23/11	10/2
Scores/Touchdowns, Field Goals	11/6,5	2/1,1
Points	51	9
Drives Started (Inside/At Own 25)	72 (41/31)	96 (64/32)
Points Scored (TDs/FGs)	99 (12/9)	162 (21/12)

\* - kick/punt returns for a touchdown not included. & - overtime possessions not included

## SDSU OFFENSIVE POSSESSIONS (DEF/ST SCORES NOT INCLUDED)

Game	Poss.	TD	FG	MFG	Punt	TO	Clock	Downs	3&Out*	PPP^
Ohio	10	2	2	1	3	1	0	1	2	2.00
Idaho State	15	4	2	0	5	3	1	0	3	2.00
UCLA	13	1	1	0	7	3	0	1	5	0.69
Oregon State	11	1	1	2	6	1	0	0	2	0.82
Boise State	12	4	1	1	3	2	1	0	3	2.25
Air Force	9	1	1	0	5	1	0	1	4	1.00
Hawai'i	14	4	2	1	4	1	1	1	4	2.14
Nevada	10	0	0	1	6	1	0	2	4	0.00
Utah State&	15	3	1	1	6	1	1	2	4	1.40
Colorado State@	10	2	2	0	5	0	0	0	4	1.80
San Jose State	7	1	2	0	1	2	0	1	0	1.71
Fresno State	11	3	4	0	3	0	1	0	3	2.73

\* - less if there is a turnover or end of half; must not have earned a first down or scored points. + - indicates team scored a non-offensive touchdown. & - overtime possession included. # - possession/turnover not included when offense never had ball (turnover on special teams). ^ - PATs/2-pt. not included. • - also includes free kick after a safety. @ - safety included

## OPPONENT OFFENSIVE POSSESSIONS (DEF/ST SCORES NOT INCLUDED)

Game	Poss.	TD	FG	MFG	Punt	TO	Clock	Downs	3&Out*	PPP^
Ohio	10	1	2	1	3	3	0	0	3	1.30
Idaho State	14	3	2	0	3	3	0	3	4	1.71
UCLA	14	5	0	0	5	2	2	0	2	2.14
Oregon State	12	3	2	1	3	2	1	0	2	2.00
Boise State	12	4	2	0	5	0	1	0	4	2.50
Air Force	8	6	0	0	1	0	1	0	1	4.50
Hawai'i	14	4	2	0	4	3	0	1	5	2.14
Nevada	11	0	2	2	6	0	1	0	4	0.55
Utah State&	15	4	1	1	7	0	1	1	5	1.80
Colorado State	12	2	2	0	5	2	1	0	3	1.50
San Jose State	8	3	1	0	2	1	1	0	1	2.63
Fresno State	11	2	1	0	6	1	0	1	4	1.36

\* - less if there is a turnover or end of half; must not have earned a first down or scored points. + - indicates team scored a non-offensive touchdown. & - overtime possession included. # - possession/turnover not included when offense never had ball (turnover on special teams). ^ - PATs/2-pt. not included. • - also includes free kick after a safety.

## DRIVE ANALYSIS

Game	SDSU		OPPONENT	
	TD	FG	TD	FG
Ohio	2	2	1	2
Idaho State	4	2	3	2
UCLA	1	1	5	0
Oregon State	1	1	3	2
Boise State	4	1	4	2
Air Force	1	1	6^	0
Hawai'i	4^	2	4	2
Nevada	0	0	0	2
Utah State	3	1	4	1
Colorado State	2	2	2	2
San Jose State	1	2	3	1
Fresno State	3	4	2	1
<b>TOTALS</b>	<b>26</b>	<b>19</b>	<b>38</b>	<b>17</b>

^ - indicates team scored a non-offensive touchdown. & - overtime drives included

## GAME-OPENING DRIVE

Game	SDSU			OPPONENT		
	Pts.	FD	Yds.	Pts.	FD	Yds.
Ohio	3	2	44	3	5	81
Idaho State	0	1	4	0	0	4^
UCLA	0	0	3^	0	0	7^
Oregon State	0	1	34	3	3	60
Boise State	0	1	29	0	1	19
Air Force	0	1	17	0	2	43
Hawai'i	3	0	8	0	0	5^
Nevada	0	0	7^	3	4	51
Utah State	0	2	28	0	0	5^
Colorado State	0	0	-4^	0	0	5^
San Jose State	7	4	77	0	1	16
Fresno State	0	2	24	7	2	86
<b>TOTALS</b>	<b>13</b>	<b>14</b>	<b>271</b>	<b>16</b>	<b>18</b>	<b>377</b>
<b>AVERAGES</b>	<b>1.08</b>	<b>1.17</b>	<b>22.58</b>	<b>1.33</b>	<b>1.50</b>	<b>31.42</b>

^ - indicates possession ended in a 3-and-out

## OPENING SECOND-HALF DRIVE

Game	SDSU			OPPONENT		
	Pts.	FD	Yds.	Pts.	FD	Yds.
Ohio	0	0	0^	0	5	62
Idaho State	0	3	46	0	0	-10^
UCLA	0	1	23	0	1	26
Oregon State	0	1	30	0	0	7^
Boise State	0	2	44	0	0	-14^
Air Force	0	0	8^	7	3	75
Hawai'i	0	1	12	3	3	64
Nevada	0	1	18	0	0	5^
Utah State	0	0	8^	7	3	73
Colorado State	3	2	71	0	1	10
San Jose State	0	3	49	7	3	74
Fresno State	7	2	51	0	0	9^
<b>TOTALS</b>	<b>10</b>	<b>16</b>	<b>360</b>	<b>24</b>	<b>19</b>	<b>381</b>
<b>AVERAGES</b>	<b>0.83</b>	<b>1.33</b>	<b>30.00</b>	<b>2.00</b>	<b>1.58</b>	<b>31.75</b>

^ - indicates possession ended in a 3-and-out



# 2023 MISCELLANEOUS STATISTICS

## SDSU SCORING DRIVES

Opponent	Plays	Drive Yds.	TOP	Type Of Score	Qtr/Time	Drive Start	Drive	Scoring Play
Ohio	10	44	4:07	FG	1st/10:53	SD 25	Browning	49-yd field goal
	7	71	0:44	TD	2nd/0:00	SD 29	Redman	13-yd pass f/ Mayden
	10	77	6:09	FG	4th/13:32	SD 19	Browning	21-yd field goal
	11	79	6:29	TD	4th/5:39	SD 21	Redman	4-yd pass f/ Mayden
Idaho State	6	33	1:48	FG	1st/8:49	SD 26	Browning	43-yd field goal
	2	32	0:44	TD	1st/2:54	ISU 32	Mayden	24-yd rush
	12	68	7:12	TD	2nd/6:35	SD 32	Armstead	4-yd rush
	7	25	3:22	FG	2nd/1:10	ISU 49	Browning	41-yd field goal
	5	27	2:32	TD	3rd/6:09	ISU 27	Blake	3-yd rush
UCLA	3	70	1:22	TD	4th/6:50	SD 30	Mayden	56-yd rush
	9	75	4:53	TD	1st/2:33	SD 25	Shaw	21-yd pass f/ Mayden
	10	48	5:18	FG	2nd/5:03	SD 25	Browning	44-yd field goal
Oregon State	8	31	1:21	FG	2nd/0:44	SD 35	Browning	52-yd field goal
	9	57	5:08	TD	4th/9:01	SD 43	Armstead	6-yd rush
Boise State	6	52	3:23	TD	1st/7:37	SD 48	Brooks	35-yd pass f/ Mayden
	6	50	2:45	FG	2nd/9:13	SD 45	Browning	22-yd field goal
	7	75	4:25	TD	2nd/2:48	SD 25	Armstead	2-yd rush
	10	92	3:43	TD	4th/14:17	SD 8	Armstead	10-yd rush
Air Force	7	72	1:15	TD	4th/0:42	SD 28	Mayden	10-yd rush
	17	80	9:32	TD	2nd/13:34	SD 20	Nicholson	21-yd pass f/ Mayden
Hawai'i	8	31	0:43	FG	2nd/0:00	SD 25	Browning	61-yd field goal
	4	8	1:58	FG	1st/12:12	UH 13	Browning	22-yd field goal
Utah State	6	43	3:16	TD	1st/4:16	UH 43	Sutton	1-yd rush
	-	-	-	TD	2nd/12:25	-	McCuin	70-yd interception return
	13	68	7:38	FG	3rd/0:56	SD 25	Browning	24-yd field goal
	3	76	1:18	TD	4th/13:33	SD 24	Shaw	69-yd pass f/ Mayden
	3	24	0:49	TD	4th/12:27	UH 24	Sutton	2-yd rush
Colorado State	5	23	2:56	TD	4th/2:11	UH 23	Armstead	1-yd rush
	6	88	3:18	TD	2nd/14:10	SD 12	Redman	9-yd pass f/ Mayden
	9	79	4:08	TD	4th/7:10	SD 21	Christon	10-yd pass f/ Mayden
San Jose State	9	49	1:54	FG	4th/0:33	SD 45	Browning	23-yd field goal
	2	25	0:00	TD	0T/0:00	US 23	Penny	27-yd pass f/ Mayden
	6	71	2:57	FG	3rd/10:10	SD 24	Plascencia	22-yd field goal
	9	45	4:18	FG	3rd/3:06	SD 34	Plascencia	38-yd field goal
Fresno State	9	46	4:26	TD	4th/11:37	CS 46	Mayden	8-yd rush
	14	80	6:30	TD	4th/2:04	SD 20	Armstead	1-yd rush
	13	77	7:30	TD	1st/5:01	SD 23	Armstead	1-yd rush
Fresno State	7	4	3:37	FG	2nd/3:03	SJ 33	Plascencia	46-yd field goal
	16	85	7:50	FG	4th/8:54	SD 11	Plascencia	21-yd field goal
	10	62	4:03	FG	1st/5:12	SD 23	Browning	32-yd field goal
	8	12	4:06	FG	2nd/14:56	FS 34	Browning	39-yd field goal
	5	91	2:03	TD	2nd/8:03	SD 9	Mayden	70-yd rush
Fresno State	6	24	2:59	FG	2nd/2:58	FS 48	Browning	41-yd field goal
	9	51	4:35	TD	3rd/8:55	SD 49	Armstead	1-yd rush
	14	59	7:23	FG	4th/14:14	SD 25	Browning	33-yd field goal
	14	78	7:06	TD	4th/2:54	SD 22	Kemp	5-yd pass f/ Mayden

## OPPONENT SCORING DRIVES

Opponent	Plays	Drive Yds.	TOP	Type Of Score	Qtr/Time	Drive Start	Drive	Scoring Play
Ohio	14	81	6:26	FG	1st/4:22	OU 17	Spetic	19-yd field goal
	7	40	2:59	TD	1st/3:19	OU 21	Spetic	40-yd field goal
	11	75	5:34	TD	4th/13:02	OU 35	Cross	3-yd pass f/ Harris
Idaho State	11	61	3:10	FG	1st/8:49	ISU 25	Kopcho	32-yd field goal
	8	59	3:04	FG	2nd/14:50	ISU 25	Kopcho	33-yd field goal
	6	65	0:50	TD	2nd/0:14	ISU 35	Fredericksen	24-yd pass f/ Cooke
	14	80	4:59	TD	4th/13:34	ISU 20	James	8-yd pass f/ Hays
	11	68	3:01	TD	4th/0:39	ISU 32	Hays	2-yd rush
UCLA	1	81	0:11	TD	1st/7:26	UCLA 19	Norwood	81-yd pass f/ Moore
	7	75	2:37	TD	2nd/14:56	UCLA 25	Steele	13-yd rush
	3	69	1:01	TD	2nd/10:21	UCLA 32	Harden	59-yd rush
	7	85	0:56	TD	2nd/1:20	UCLA 15	Loya	24-yd pass f/ Moore
	12	80	4:20	TD	3rd/2:05	UCLA 20	Ryan	6-yd pass f/ Moore
Oregon State	10	60	4:48	FG	1st/7:57	OSU 10	Sappington	48-yd field goal
	11	43	3:42	FG	2nd/13:36	OSU 31	Sappington	44-yd field goal
	6	80	2:48	TD	2nd/8:32	OSU 20	Gray	3-yd rush
	7	84	3:36	TD	3rd/7:40	OSU 16	Uiagalelei	1-yd rush
	1	75	0:13	TD	4th/8:48	OSU 25	Gould	75-yd pass f/ Uiagalelei
Boise State	5	76	2:21	TD	2nd/11:58	BS 24	McAlister	25-yd pass f/ Green
	4	79	1:55	TD	2nd/7:13	BS 21	Jeanty	58-yd rush
	11	72	2:22	FG	2nd/0:22	BS 16	Dalmas	29-yd field goal
	9	68	4:19	FG	3rd/4:52	BS 23	Dalmas	27-yd field goal
	4	26	1:37	TD	3rd/3:05	SD 26	Green	10-yd rush
Air Force	11	50	4:52	TD	4th/2:02	50	Jeanty	6-yd rush
	7	75	3:03	TD	2nd/10:31	AF 25	Harris	7-yd rush
	9	53	5:04	TD	2nd/4:21	AF 47	Michel	2-yd rush
	6	80	2:09	TD	2nd/0:43	AF 20	Michel	3-yd rush
	6	75	2:56	TD	3rd/12:04	AF 25	Harris	54-yd pass f/ Larrier
Hawai'i	6	79	3:00	TD	3rd/7:18	AF 21	Roznos	53-yd pass f/ Larrier
	-	-	-	TD	3rd/7:09	-	Taylor	30-yd interception return
	16	85	10:20	TD	4th/9:45	AF 15	Jones	4-yd rush
	10	91	4:30	TD	2nd/7:49	UH 9	Ashlock	17-yd pass f/ Schager
	3	67	1:29	TD	2nd/1:30	UH 33	Perry	8-yd pass f/ Schager
Nevada	10	64	4:47	FG	3rd/8:34	UH 7	Shipley	46-yd field goal
	3	75	0:56	TD	3rd/0:00	UH 25	Cenacle	52-yd pass f/ Schager
	3	75	2:05	TD	4th/10:22	UH 25	Sims	1-yd rush
	6	45	1:12	FG	4th/2:11	UH 25	Shipley	47-yd field goal
	13	51	6:30	FG	1st/7:03	NV 28	Talton	39-yd field goal
Utah State	6	46	0:50	FG	2nd/0:00	NV 35	Talton	37-yd field goal
	14	68	3:56	FG	2nd/10:14	US 25	Testa	24-yd field goal
	9	73	3:43	TD	3rd/8:43	US 27	Royals	50-yd pass f/ Legas
	7	92	2:25	TD	4th/13:40	US 8	Booth	19-yd rush
	3	25	0:00	TD	0T/0:00	SD 25	Vaughn	18-yd pass f/ Legas
Colorado State	2	25	0:00	TD	0T2/0:00	SD 25	Briggs	20-yd rush
	4	1	1:27	FG	1st/2:42	SD 18	Noyes	34-yd field goal
	14	75	5:17	FG	2nd/10:22	CS 12	Noyes	30-yd field goal
	8	90	4:08	TD	2nd/4:19	CS 10	Halker	1-yd rush
	7	75	2:39	TD	3rd/7:31	CS 25	Marshall	5-yd rush
San Jose State	10	71	5:37	TD	2nd/14:19	SJ 29	Mazotti	10-yd pass f/ Cordeiro
	10	57	3:03	FG	2nd/0:00	SJ 25	Halvorsen	35-yd field goal
	5	74	2:41	TD	3rd/6:16	SJ 26	Conley	20-yd rush
	6	94	3:41	TD	4th/5:13	SJ 6	Robinson	5-yd rush
Fresno State	5	86	1:32	TD	1st/9:19	FS 14	Sherrad	62-yd rush
	8	48	0:45	FG	2nd/0:00	FS 27	Lynch	43-yd field goal
	10	75	4:06	TD	4th/10:08	FS 25	Sherrad	1-yd rush

# 2023 MISCELLANEOUS STATISTICS

	San Diego State	Opponents
TOTAL SCORE	213	273
Time Spent in the Lead ( <i>Tied 162:10</i> )	180:52	316:58
Total Plays - Yards	693-3,488	739-4,532
Plus Territory: Plays-Yards	322-1,279	310-1,408
Drives with Plays in Plus Territory ( <i>OT not included</i> )	72-of-126	73-of-130
First Down Plays/Yards	287/1,563	331/2,220
Average on First Down	5.45	6.71
Rushes-Yards (Avg.)	190-883 (4.65)	179-897 (5.01)
Passes-Yards (Avg.)	93-740 (7.96)	149-1,323 (8.88)
First Down Sacked-Yards (recorded as a rush)	4-(-25)	3-(-6)
First Down Penalties by Opponent-Yards	11-120	9-108
First Down Penalties by Offense-Yards	15-125	14-119
First Downs Made	53	69
First Down Turnovers	3	5
First Down Touchdowns	9	17
Third Down Efficiency (Pct.)	54-156 (34.63)	62-143 (43.36)
Rushing (Pct.)	28-65 (43.08)	25-48 (52.08)
Passing (Pct.)	25-82 (30.49)	37-91 (40.66)
Third Down Sacked-Yards (recorded as a rush)	9-(-69)	5-(-39)
Conversion Penalties	1	4
Third Down Penalties by Opponent-Yards	4-40	6-57
Third Down Penalties by Offense-Yards	2-10	2-30
Yards Gained	782	855
Average Yards Gained/Att.	5.01	5.98
3rd & Long (9 or more yards)	7-41 (17.07)	6-32 (18.75)
3rd & Short (4 or fewer yards)	32-60 (53.33)	32-56 (57.14)
Third Down Turnovers	7	2
Third Down Touchdowns	6	8
Fourth Down Efficiency (yards)	10-17 (66)	9-12 (71)
Three and Outs or Less (Must Have Earned 1st Down or Scored)	41	36
Opponent Turnovers-Points (per Turnover)	17-54 (3.18)	17-24 (1.41)
* - indicates an additional turnover gained in overtime		
Scores-Times in the Red Zone (Points)	25-35 (141)	34-38 (198)
Plays-Yards	109-273	95-309
Third Down Efficiency	8-24	9-25
Scores-Times in Goal to Go (Points)	22-33 (113)	21-23 (130)
Plays-Yards	54-125	39-98
Explosive Plays (20-Plus Yards)	39	53
Rushing	14	14
Passing	25	39
Yards by Quarter:		
First	815	792
Second	733	1,613
Third	782	1,080
Fourth	1,120	997
Overtime	38	50

## FIRST DOWNS EARNED

Name	Pass	Receive	Rush	Total
Armstead	0	0	27	27
Blake	1	5	9	15
Brooks	0	10	0	10
Christon	0	11	15	26
Davis	0	4	9	13
Harpole	0	4	0	4
Mayden	95	0	29	124
Nicholson	0	7	0	7
O'Dell	0	0	1	1
Penny	0	12	0	12
Redman	0	19	0	19
Rudolph	0	2	0	2
Shaw	0	15	0	15
Sutton	0	0	6	6
Wesley II	0	7	0	7
<b>TOTALS</b>	<b>96</b>	<b>96</b>	<b>96</b>	<b>288</b>

# 2023 MISCELLANEOUS STATISTICS

## RESULT OF SAN DIEGO STATE TURNOVERS

Opponent	Qtr.	Turnover (Player)	Defender	Led To	Pts.*
Ohio	1	Fumble (Armstead)	Henderson (FF), Brawley (FR)	Punt	0
Idaho State	2	Fumble (Mayden)	George (FF), Brooks (FR)	Downs	0
	2	Interception (O'Dell)	Young (INT)	End of Half	0
	3	Fumble (Armstead)	Young (FF), Tuioti (FR)	Punt	0
UCLA	3	Interception (Mayden)	Johnson (INT)	Fumble	0
	3	Interception (Mayden)	Muasau (INT)	Touchdown	7
	4	Interception (Mayden)	Johnson (INT)	Punt	0
Oregon State	4	Interception (Mayden)	Arnold (INT)	Interception	0
Boise State	1	Fumble (Mayden)	Robinson (FF), Simpson (FR)	Punt	0
	3	Fumble (Mayden)	Hassanein (FF), Virgin (FR)	Touchdown	7
Air Force	3	Interception (Mayden)	Taylor (INT)	Touchdown	7
Hawai'i	2	Interception (Mayden)	Manuma (INT)	Interception	0
Nevada	4	Fumble (Mayden)	Maldonado (FR)	End of Half	0
Utah State	OT2	Interception (Mayden)+	Larsen (INT)	End of Game	0
Colorado State	1	Fumble (Shaw)	Blackburn (FR)	Field Goal	3
San Jose State	3	Interception (Mayden)	Parham (INT)	Punt	0
	4	Interception (Mayden)	Jenkins (INT)	End of Half	0

## RESULT OF OPPONENT TURNOVERS

Opponent	Qtr.	Turnover (Player)	Defender	Led To	Pts.*
Ohio	2	Interception (Harris)	White (INT)	Missed FG	0
	2	Interception (Harris)	Barfield (INT)	Touchdown	7
	4	Interception (Harris)	Williams (INT)	End of Game	0
Idaho State	1	Interception (Cooke)	Barfield (INT)	Touchdown	7
	2	Interception (Hays)	Malone (INT)	Field Goal	3
	4	Interception (Cooke)	Tumblin (INT)	Punt	0
UCLA	3	Fumble (Moore)	Fiaseu (FF), White (FR)	Interception	0
	4	Fumble (Yankoff)	Fiaseu (FF, FR)	Interception	0
Oregon State	4	Interception (Uiagalelei)	Barfield (INT)	Touchdown	6
	4	Interception (Uiagalelei)	Tumblin (INT)	Missed FG	0
Hawai'i	2	Interception (Schager)	McCuin (INT)	Touchdown	7
	2	Fumble (McBride)	Fiaseu (FR)	Missed FG	0
	4	Fumble (Ashlock)	Fiaseu (FF), Mitchell (FR)	Touchdown	7
	4	Fumble (Sims)	Henderson (FF, FR)	Touchdown	7
Colorado State	2	Interception (Fowler-Nicolosi)	Barfield (INT)	End of Half	0
	4	Fumble (Schield)	Malone (FF), Fiaseu (FR)	Touchdown	7
San Jose State	2	Interception (Cardeiro)	Johnson (INT)	Field Goal	3
Fresno State	1	Interception (Keene)	Ratcliffe (INT)	Field Goal	3

Opponent's 18 turnovers resulted in 57 points for San Diego State  
 San Diego State's 17 turnovers resulted in 24 opponent points  
 + - indicates turnover was gained in overtime

## TURNOVER ANALYSIS

	TO	Opp. Pts.	TD/FG	Pts./TO*
San Diego State	17+	24	3/1	1.41
Opponent	18	57	7/3	3.17

+ - indicates an additional turnover was lost in overtime

## TURNOVERS LOST

Name	TO's Lost	Fum.	Int.	Points	^PPT
Armstead	2	2	0	0	0.00
Mayden	13	4	9	21	1.62
O'Dell	1	0	1	0	0.00
Shaw	1	1	0	3	3.00
<b>TOTALS</b>	<b>18</b>	<b>7</b>	<b>10</b>	<b>24</b>	<b>1.41</b>

TO'S Lost - turnovers lost. Fum. - fumbles lost. Int. - Interceptions thrown. Points - points scored by the opponent after a turnover. ^PPT - points per turnover scored by the opponent (does not include turnovers gained in overtime). NOTE: Total turnovers equals FUM and INT.

## TURNOVERS GAINED

Name	#TAPO	FF	FR	Int.	Points	^PPT
Barfield	3	0	0	3	20	6.67
Fiaseu	6	3	3	0	7	2.33
Henderson	2	1	1	0	7	7.00
Johnson	1	0	0	1	3	3.00
Malone	2	1	0	1	6.5	6.50
McCuin	1	0	0	1	7	7.00
Mitchell	1	0	1	0	3.5	3.50
Ratcliffe	1	0	0	1	3	3.00
Tumblin	2	0	0	2	0	0.00
White	2	0	1	1	0	0.00
Williams	1	0	0	1	0	0.00
<b>TOTALS</b>	<b>22</b>	<b>5</b>	<b>6</b>	<b>11</b>	<b>57</b>	<b>3.17</b>

#TAPO - turnovers a part of (FF, FR, Int.). FF - forced fumbles, FR - fumbles recovered. Int. - Interceptions. Points - points scored off an opponent's turnover (NOTE: fumbles forced and fumbles recovered are each awarded half the points for SDSU's score ex.: a touchdown and PAT after a fumble gives each player 3.50 points). ^PPT - points per turnover scored by SDSU (+ - indicates an additional turnover was gained in overtime. \* - total turnovers equals FR and Int.)

# 2023 MISCELLANEOUS STATISTICS

## SAN DIEGO STATE BIG OFFENSIVE PLAYS (20+ YARDS) (43 overall)

Game	Player	Type	Down & Dist.	Yards
Ohio (4)	Christon	Rush	1st & 10	20
	Mayden/Shaw	Pass	1st & 10	22
	Armstead	Rush	1st & 10	48
	Mayden/Redman	Pass	2nd & 6	23
Idaho State (4)	Mayden/Blake	Pass	2nd & 6	29
	Mayden	Rush	2nd & 2	24
	Mayden	Rush	1st & 20	21
	Mayden	Rush	1st & 10	56
UCLA (2)	Mayden/Blake	Pass	2nd & 2	20
	Mayden/Shaw	Pass	2nd & 7	21
Oregon State (6)	Mayden	Rush	2nd & 5	24
	Mayden/Redman	Pass	3rd & 5	24
	Mayden/Penny	Pass	1st & 10	24
	Mayden/Brooks	Pass	2nd & 9	24
	Mayden/Penny	Pass	2nd & 1	22
	Mayden/Redman	Pass	1st & 10	29
Boise State (5)	Mayden/Brooks	Pass	3rd & 3	34
	Mayden/Brooks	Pass	2nd & 2	37
	Mayden/Penny	Pass	1st & 10	32
	Mayden/Brooks	Pass	2nd & 8	22
	Mayden/Penny	Pass	3rd & 10	36
Air Force (3)	Mayden/Redman	Pass	1st & 10	21
	Mayden/Nicholson	Pass	2nd & 9	21
	Christon	Rush	2nd & 10	22
Hawai'i (5)	Mayden/Shaw	Pass	1st & 10	30
	Mayden/Brooks	Pass	2nd & 5	21
	Mayden/Shaw	Pass	3rd & 3	69
	Mayden/Penny	Pass	2nd & 10	20
	Davis	Rush	1st & 10	25
Utah State (5)	Sutton	Rush	1st & 10	62
	Mayden/Blake	Pass	1st & 10	33
	Mayden/Shaw	Pass	1st & 10	24
	Christon	Rush	3rd & 2	25
Colorado State (2)	Mayden/Penny	Pass	2nd & 25	27
	Christon	Rush	1st & 10	39
San Jose State (3)	Mayden/Redman	Pass	1st & 10	25
	Armstead	Rush	2nd & 6	39
	Armstead	Rush	4th & 1	21
Fresno State (4)	Armstead	Rush	4th & 1	22
	Mayden/Harpole	Pass	2nd & 8	20
	Mayden	Rush	3rd & 2	70
	Mayden/Harpole	Pass	3rd & 2	21
	Mayden/Brooks	Pass	3rd & 8	28

RED indicates touchdown scored on the play

## OPPONENT BIG OFFENSIVE PLAYS (20+ YARDS) (55 overall)

Game	Player	Type	Down & Dist.	Yards
Ohio (3)	Harris/Cross	Pass	3rd & 2	22
	Harris/Kacmarek	Pass	2nd & 11	20
	Harris/Walton	Pass	3rd & 19	20
Idaho State (5)	Hays/James	Pass	2nd & 10	39
	Cooke/Jordan Jr.	Pass	2nd & 7	27
	Cooke/Fredericksen	Pass	1st & 10	24
	Hays/Wallace	Pass	3rd & 10	23
	Hays/Kauhi	Pass	1st & 10	23
UCLA (7)	Moore/Norwood	Pass	1st & 10	81
	Harden	Rush	3rd & 1	59
	Moore/Matavoo	Pass	2nd & 10	35
	Moore/Loya	Pass	1st & 10	24
	Moore/Loya	Pass	1st & 10	22
	Moore/Loya	Pass	1st & 10	23
	Schlee	Rush	2nd & 5	23
Oregon State (7)	Martinez	Rush	2nd & 10	43
	Uiagalelei/Velling	Pass	1st & 10	31
	Uiagalelei/Munyagi	Pass	2nd & 12	35
	Uiagalelei/Walker	Pass	1st & 10	24
	Uiagalelei/Velling	Pass	2nd & 10	20
	Uiagalelei/Bolden	Pass	1st & 10	31
	Uiagalelei/Gould	Pass	1st & 10	75
Boise State (6)	Green/Jeanty	Pass	1st & 10	37
	Green/McAlister	Pass	2nd & 6	25
	Jeanty	Rush	2nd & 8	58
	Jeanty	Rush	1st & 10	36
	Jeanty	Rush	2nd & 10	25
	Green/McAlister	Pass	3rd & 3	39
Air Force (6)	Larrier	Rush	1st & 10	41
	Larrier	Rush	2nd & 5	34
	Larrier/Harris	Pass	4th & 4	28
	Larrier/Roznos	Pass	1st & 10	26
	Larrier/Harris	Pass	1st & 10	54
	Larrier/Roznos	Pass	2nd & 10	53
Hawai'i (6)	Schager/Cenacle	Pass	1st & 10	27
	Schager/McBride	Pass	1st & 10	62
	Schager/Ashlock	Pass	1st & 10	28
	Schager/Cenacle	Pass	1st & 10	52
	Schager/McBride	Pass	1st & 10	65
	Schager/Cenacle	Pass	1st & 10	21
Nevada (1)	Lewis/Campbell	Pass	3rd & 21	44
	Utah State (3)	Legas/Royals	Pass	2nd & 10
Utah State (3)	Legas/Vaughn	Pass	3rd & 1	38
	Briggs	Rush	2nd & 5	20
	Colorado State (3)	Marshall	Rush	1st & 10
San Jose State (6)	Horton/Goffney	Pass	2nd & 7	42
	Fowler-Nicolosi/Ross-Simmons	Pass	3rd & 2	41
	Cordeira/Nash	Pass	1st & 10	20
	Cordeira/Jernagin	Pass	2nd & 12	42
San Jose State (6)	Conley	Rush	1st & 10	20
	Conley	Rush	2nd & 8	21
	Conley	Rush	1st & 10	57
	Conley	Rush	1st & 10	32
	Fresno State (2)	Sherrrod	Rush	3rd & 1
	Gilliam	Rush	2nd & 7	20

RED indicates touchdown scored on the play

## SAN DIEGO STATE BIG OFFENSIVE PLAYS (20+ YARDS)

Name	Total	Rushing	Receiving	20-29	30-39	40-49	50-59	60-69	70-79	80-89	90-99
Armstead	4	4		2	1	1					
Blake	3		3	2	1						
Brooks	6		6	4	2						
Christon	4	4		3	1						
Davis	1	1		1							
Harpole	2		2	2							
Mayden	5	5		3			1		1		
Nicholson	1		1	1							
Penny	6		6	4	2						
Redman	5		5	5							
Shaw	5		5	3	1			1			
Sutton	1	1						1			
<b>SDSU TOTALS</b>	<b>43</b>	<b>15</b>	<b>28</b>	<b>30</b>	<b>8</b>	<b>1</b>	<b>1</b>	<b>2</b>	<b>1</b>	<b>0</b>	<b>0</b>
<b>OPPONENT</b>	<b>55</b>	<b>16</b>	<b>39</b>	<b>26</b>	<b>11</b>	<b>6</b>	<b>7</b>	<b>3</b>	<b>1</b>	<b>1</b>	<b>0</b>

# 2023 MISCELLANEOUS STATISTICS

## SEASON HIGHS

### POINTS SCORED

15, Jack Browning vs. Fresno State (Nov. 25)  
 12, Lucky Sutton at Hawai'i\* (Oct. 14)  
 12, Jaylon Armstead vs. Boise State\* (Sept. 22)  
 12, Mark Redman vs. Ohio (Aug. 26)  
 12, Jalen Mayden vs. Idaho State (Sept. 2)

### TOUCHDOWNS SCORED

2, 4x, last Lucky Sutton at Hawai'i\* (Oct. 14)

### MOST RUSHING ATTEMPTS

21, Jaylon Armstead at San Jose State\* (Nov. 18)  
 16, Jalen Mayden vs. Boise State\* (Sept. 22)  
 15, Jaylon Armstead vs. Fresno State (Nov. 25)  
 14, 4x, last Jalen Mayden vs. Fresno State (Nov. 25)

### MOST RUSHING YARDS

134, Jaylon Armstead at San Jose State\* (Nov. 18)  
 132, Jalen Mayden vs. Idaho State (Sept. 2)  
 96, Jalen Mayden vs. Fresno State (Nov. 25)  
 86, Lucky Sutton vs. Utah State\* (Nov. 4)  
 85, Jalen Mayden vs. Boise State\* (Sept. 22)

### MOST RUSHING TOUCHDOWNS

2, Lucky Sutton at Hawai'i\* (Oct. 14)  
 2, Jaylon Armstead vs. Boise State\* (Sept. 22)  
 2, Jalen Mayden vs. Idaho State (Sept. 2)

### LONGEST RUSH

70, Jalen Mayden vs. Fresno State (Nov. 25)  
 62, Lucky Sutton vs. Utah State\* (Nov. 4)  
 56, Jalen Mayden vs. Idaho State (Sept. 2)  
 48, Jaylon Armstead vs. Ohio (Aug. 26)  
 39, 2x, last Jaylon Armstead at San Jose State\* (Nov. 18)

### MOST PASSING ATTEMPTS

39, Jalen Mayden vs. Utah State\* (Nov. 4)  
 37, Jalen Mayden vs. UCLA (Sept. 9)  
 32, Jalen Mayden at Oregon State (Sept. 16)  
 27, Jalen Mayden vs. Ohio (Aug. 26)  
 26, Jalen Mayden vs. Fresno State (Nov. 25)

### MOST PASSING COMPLETIONS

25, Jalen Mayden vs. Utah State\* (Nov. 4)  
 20, Jalen Mayden at Oregon State (Sept. 16)

19, Jalen Mayden at Colorado State\* (Nov. 11)  
 19, Jalen Mayden vs. UCLA (Sept. 9)  
 18, Jalen Mayden at Hawai'i\* (Oct. 14)

### MOST PASSING YARDS

265, Jalen Mayden vs. Utah State\* (Nov. 4)  
 256, Jalen Mayden at Oregon State (Sept. 16)  
 241, Jalen Mayden vs. Boise State\* (Sept. 22)  
 221, Jalen Mayden at Hawai'i\* (Oct. 14)  
 196, Jalen Mayden vs. UCLA (Sept. 9)

### MOST PASSING TOUCHDOWNS

3, Jalen Mayden vs. Utah State\* (Nov. 4)  
 2, Jalen Mayden vs. Ohio (Aug. 26)

### LONGEST PASS

69, Jalen Mayden at Hawai'i\* (Oct. 14)  
 37, Jalen Mayden vs. Boise State\* (Sept. 22)  
 36, Jalen Mayden vs. Boise State\* (Sept. 22)  
 34, Jalen Mayden vs. Boise State\* (Sept. 22)  
 33, Jalen Mayden vs. Utah State\* (Nov. 4)

### MOST RECEPTIONS

8, Kenan Christon vs. Utah State\* (Nov. 4)  
 6, Mekhi Shaw at Hawai'i\* (Oct. 14)  
 6, Brionne Penny at Oregon State (Sept. 16)  
 5, 6x, last Mark Redman vs. Utah State\* (Nov. 4)

### MOST RECEIVING YARDS

126, Mekhi Shaw at Hawai'i\* (Oct. 14)  
 117, Baylin Brooks vs. Boise State\* (Sept. 22)  
 97, Brionne Penny vs. Boise State\* (Sept. 22)  
 77, 2x, last Brionne Penny at Oregon State (Sept. 16)

### MOST RECEIVING TOUCHDOWNS

2, Mark Redman vs. Ohio (Aug. 26)

### LONGEST RECEPTION

69, Mekhi Shaw at Hawai'i\* (Oct. 14)  
 37, Baylin Brooks vs. Boise State\* (Sept. 22)  
 36, Brionne Penny vs. Boise State\* (Sept. 22)  
 34, Baylin Brooks vs. Boise State\* (Sept. 22)  
 33, Martin Blake vs. Utah State\* (Nov. 4)

### MOST FIELD GOALS

4, Jack Browning vs. Fresno State (Nov. 25)  
 2, 5x, last Gabriel Plascencia at San Jose State\* (Nov. 18)

### LONGEST FIELD GOAL

61, Jack Browning at Air Force\* (Sept. 30)  
 52, Jack Browning at Oregon State (Sept. 16)  
 49, Jack Browning vs. Ohio (Aug. 26)  
 46, Gabriel Plascencia, at San Jose State\* (Nov. 18)  
 44, Jack Browning vs. UCLA (Sept. 9)

### MOST PUNTS

7, Jack Browning vs. UCLA (Sept. 9)  
 6, 3x, last Jack Browning vs. Utah State\* (Nov. 4)

### HIGHEST PUNTING AVERAGE

56.3, Jack Browning vs. Ohio (Aug. 26)  
 56.0, Jack Browning at Hawai'i\* (Oct. 14)  
 49.4, Jack Browning at Colorado State\* (Nov. 11)  
 48.0, Jack Browning at San Jose State\* (Nov. 18)  
 47.5, Jack Browning vs. Utah State\* (Nov. 4)

### LONGEST PUNT

66, Jack Browning at Hawai'i\* (Oct. 14)  
 65, Jack Browning at Colorado State\* (Nov. 11)  
 65, Jack Browning vs. Utah State\* (Nov. 4)  
 63, Jack Browning at Hawai'i\* (Oct. 14)  
 60, 2x, last Jack Browning at Colorado State\* (Nov. 11)

### LONGEST PUNT RETURN

36, Dez Malone vs. Boise State\* (Sept. 22)  
 21, Cam Davis vs. Boise State\* (Sept. 22)  
 17, Eric Butler at Hawai'i\* (Oct. 14)  
 15, Mekhi Shaw vs. UCLA (Sept. 9)  
 13, Mekhi Shaw vs. Utah State\* (Nov. 4)

### MOST PUNT RETURN YARDS

36, Dez Malone vs. Boise State\* (Sept. 22)  
 30, Mekhi Shaw vs. Utah State\* (Nov. 4)  
 25, Cam Davis vs. Boise State\* (Sept. 22)

### LONGEST KICKOFF RETURN

71, Kenan Christon vs. Boise State\* (Sept. 22)  
 35, Martin Blake vs. Idaho State (Sept. 2)  
 33, Kenan Christon at Oregon State (Sept. 16)

29, Martin Blake vs. Ohio (Aug. 26)

### MOST KICKOFF RETURN YARDS

104, Kenan Christon vs. Boise State\* (Sept. 22)  
 64, Kenan Christon at Oregon State (Sept. 16)  
 51, Sheldon Canley II at Hawai'i\* (Oct. 14)  
 49, Kenan Christon at Colorado State\* (Nov. 11)  
 44, Martin Blake vs. Ohio (Aug. 26)

### MOST ALL-PURPOSE YARDS

152, Kenan Christon vs. Boise State\* (Sept. 22)  
 140, Mekhi Shaw at Hawai'i\* (Oct. 14)  
 134, Jaylon Armstead at San Jose State\* (Nov. 18)  
 133, Martin Blake vs. Idaho State (Sept. 2)  
 132, Jalen Mayden vs. Idaho State (Sept. 2)

### MOST TACKLES

15, Josh Hunter at Colorado State\* (Nov. 11)  
 13, Cody Moon vs. Utah State\* (Nov. 4)  
 12, Zyrus Fiaseu vs. UCLA (Sept. 9)  
 12, Cody Moon vs. Ohio (Aug. 26)  
 9, Zyrus Fiaseu at Air Force\* (Sept. 30)

### MOST SACKS

3.0, Zyrus Fiaseu vs. Utah State\* (Nov. 4)  
 1.5, Tupu Alualu vs. Idaho State (Sept. 2)  
 1, 8x, last Zyrus Fiaseu vs. Nevada\* (Oct. 21)

### MOST TACKLES FOR LOSS

3.0, Zyrus Fiaseu vs. vs. Utah State\* (Nov. 4)  
 2.5, Eric Butler vs. Boise State\* (Sept. 22)  
 2, 4x, last Tupu Alualu vs. Utah State\* (Nov. 4)

### MOST INTERCEPTIONS

1, 10x, last Marcus Ratcliffe vs. Fresno State (Nov. 25)

### LONGEST INTERCEPTION RETURN

70, Deshawn McCuin at Hawai'i\* (Oct. 14)  
 44, Chris Johnson at San Jose State\* (Nov. 18)  
 40, New Zealand Williams vs. Ohio (Aug. 26)  
 29, Marcus Ratcliffe vs. Fresno State (Nov. 25)  
 16, Cedarius Barfield at Colorado State\* (Nov. 11)

RED indicates touchdown scored on play

## THIRD DOWN EFFICIENCY ANALYSIS

	Total	Pct.	1	2	3	4	5	6	7	8	9	10	11+	Longest Converted
SAN DIEGO STATE	62-174	35.63	12-20	12-20	7-18	5-10	4-19	3-9	3-10	3-11	3-8	4-15	5-33	3rd & 15 (2x) - last vs. Fresno State
OPPONENTS	62-150	41.33	13-20	7-16	9-15	6-9	8-17	5-15	4-5	4-9	2-10	3-16	4-19	3rd & 21 - vs. Nevada

## GOAL TO GO

	No.	Score	TD	FG	MFG	Downs	TOs	Half	Game	Points^	PPP
SAN DIEGO STATE	18	16	13	3	0	0	2	0	0	87	4.83
OPPONENTS	16	16	14	2	0	0	0	0	0	90	5.63

^ - does not include PAT. PPP - points per possession

## PUNT ANALYSIS

	Punts	Yards	Avg.	TB	Returns	Yards	Avg.	Net		In 20	In 10	In 5	Opp. Territory		Adj. 50 & Out	
								Avg.	Pct. Not Returned				No.	Yds.	No.	Avg.
Jack Browning	54	2,449	45.35	5	13	50	3.85	41.50	75.93	23	8	3	9	341	45	46.84
<b>TOTAL</b>	<b>54</b>	<b>2,449</b>	<b>45.35</b>	<b>5</b>	<b>13</b>	<b>50</b>	<b>3.85</b>	<b>41.50</b>	<b>75.93</b>	<b>23</b>	<b>8</b>	<b>3</b>	<b>9</b>	<b>341</b>	<b>45</b>	<b>46.84</b>
<b>OPPONENTS</b>	<b>50</b>	<b>1,973</b>	<b>39.46</b>	<b>2</b>	<b>20</b>	<b>196</b>	<b>9.80</b>	<b>29.66</b>	<b>60.00</b>	<b>13</b>	<b>6</b>	<b>2</b>	<b>8</b>	<b>254</b>	<b>42</b>	<b>40.93</b>

Returns - times the opponent returned a punt. Yards - yards for the returned punts. Avg. - yards per returned punt. Pct. Not Returned - percent of punts that were not returned. In 20 - inside the 20. In 10 - inside the 10. In 5 - inside the 5. Opp. Territory - number and yards of punts inside opponents territory. Adj. 50 & Out - punt average excluding punts inside opponents territory.

## KICKOFF ANALYSIS

	Total	RET	FC	MUF	NA	TB	In 20	In 25	OB	OnS	Squib	Total YL	Return YL	AFP	AFP w/R
Jack Browning	39	20	2	0	19	16	5	10	1	0	0	960	475	24.62	23.75
Gabriel Plascencia	17	7	6	0	10	7	3	4	1	1	0	395	160	24.69	22.86
<b>TOTAL</b>	<b>56</b>	<b>27</b>	<b>8</b>	<b>0</b>	<b>29</b>	<b>23</b>	<b>8</b>	<b>14</b>	<b>2</b>	<b>1</b>	<b>0</b>	<b>1,355</b>	<b>635</b>	<b>24.64</b>	<b>23.52</b>
<b>OPPONENTS</b>	<b>61</b>	<b>29</b>	<b>1</b>	<b>0</b>	<b>32</b>	<b>28</b>	<b>7</b>	<b>14</b>	<b>4</b>	<b>2</b>	<b>0</b>	<b>1,602</b>	<b>840</b>	<b>27.15</b>	<b>28.97</b>

Does not include penalties. RET - no. of returns. FC - fair catch. MUF - muffed. NA - no attempt at a return. TB - touchback. In 20 - inside 20. In 25 - inside 25. OB - out of bounds. OnS - onsides (does not count for AFP or AFP w/R). Squib - squibs. Total YL - opponent total yard line. Return YL - opponent total yard line on returns. AFP - average field position on kickoffs. AFP w/R - average position on returned kickoffs

# 2023 LAST TIME IT HAPPENED

TEAM	San Diego State	Opponent
Scored, 60 or More Points	Nov. 3, 1990 vs. Utah (66)	Nov. 26, 2016 vs. Colorado State* (63)
Scored, 50 or More Points	Nov. 4, 2017 at San José State* (52)	Nov. 26, 2016 vs. Colorado State* (63)
Scored, 40 or More Points	Oct. 14, 2023 at Hawai'i* (41)	Sept. 30, 2023 at Air Force* (49)
Scored, 30 or More Points	Nov. 25, 2023 vs. Fresno State* (33)	Nov. 4, 2023 vs. Utah State* (32)
Total Offense, 600 Yards or More	Nov. 4, 2017 at San José State* (648)	Sept. 10, 2016 vs. California (604)
Total Offense, 500 Yards or More	Oct. 31, 2020 at Utah State* (570)	Sept. 9, 2023 vs. UCLA (550)
Total Offense, 400 Yards or More	Nov. 25, 2023 vs. Fresno State* (415)	Nov. 11, 2023 at Colorado State* (427)
Total Offense, 85 or More Plays	Oct. 26, 2013 vs. No. 15 Fresno State* (87)	Dec. 23, 2017 vs. Army West Point (91)
Total Offense, 75 or More Plays	Nov. 25, 2023 vs. Fresno State* (79)	Nov. 11, 2023 at Colorado State* (75)
30 or More First Downs	Dec. 21, 2021 vs. No. 24/25 UTSA (31)	Dec. 23, 2017 vs. Army West Point (31)
25 or More First Downs	Dec. 21, 2021 vs. No. 24/25 UTSA (31)	Sept. 3, 2022 vs. Arizona (25)
Two-Point Conversion	Sept. 18, 2021 vs. Utah	Nov. 25, 2023 vs. Fresno State*
Rushing, 500 Yards or More	Nov. 4, 2017 at San José State* (554)	Has not occurred
Rushing, 400 Yards or More	Oct. 31, 2020 at Utah State* (407)	Dec. 23, 2017 vs. Army West Point (440)
Rushing, 300 Yards or More	Sept. 2, 2023 vs. Idaho State (302)	Sept. 30, 2022 at Boise State (316)
Rushing, 80 or More Attempts	Has not occurred	Dec. 23, 2017 vs. Army West Point (87)
Rushing, 70 or More Attempts	Nov. 4, 2017 at San José State* (71)	Dec. 23, 2017 vs. Army West Point (87)
Rushing, 60 or More Attempts	Nov. 4, 2017 at San José State* (71)	Nov. 26, 2022 vs. Air Force* (66)
Rushing, 50 or More Attempts	Nov. 25, 2023 vs. Fresno State (53)	Sept. 30, 2023 at Air Force* (52)
Rushing, 7 or More Touchdowns	Sept. 14, 1991 vs. Pacific (7)	Oct. 18, 2008 at New Mexico* (8)
Rushing, 6 or More Touchdowns	Nov. 4, 2017 at San José State* (6)	Oct. 18, 2008 at New Mexico* (8)
Rushing, 5 or More Touchdowns	Nov. 4, 2017 at San José State* (6)	Sept. 30, 2022 at Boise State* (5)
Rushing, 4 or More Touchdowns	Sept. 2, 2023 vs. Idaho State (4)	Sept. 30, 2023 at Air Force* (4)
Passing, 500 Yards or More	Nov. 20, 2010 vs. No. 25 Utah* (528)	Sept. 10, 2016 vs. California (522)
Passing, 400 Yards or More	Dec. 17, 2011 vs. La.-Lafayette (413)	Oct. 14, 2023 at Hawai'i* (427)
Passing, 300 Yards or More	Dec. 24, 2022 vs. Middle Tennessee (309)	Oct. 14, 2023 at Hawai'i* (427)
Passing, 50 or More Attempts	Aug. 31, 2013 vs. Eastern Illinois (64)	Sept. 2, 2023 vs. Idaho State (63)
Passing, 40 or More Attempts	Nov. 4, 2023 vs. Utah State* (40)	Oct. 14, 2023 at Hawai'i* (48)
Passing, 30 or More Attempts	Nov. 4, 2023 vs. Utah State* (40)	Nov. 25, 2023 vs. Fresno State* (37)
Passing, 30 or More Completions	Nov. 6, 2020 vs. San José State* (30)	Sept. 2, 2023 vs. Idaho State (31)
Passing, 25 or More Completions	Nov. 4, 2023 vs. Utah State* (26)	Oct. 14, 2023 at Hawai'i* (29)
Passing, 20 or More Completions	Nov. 4, 2023 vs. Utah State* (26)	Nov. 25, 2023 vs. Fresno State* (21)
Passing, 6 or More Touchdowns	Oct. 24, 2009 at Colorado State* (6)	Has not occurred
Passing, 5 or More Touchdowns	Oct. 24, 2009 at Colorado State* (6)	Nov. 26, 2016 vs. Colorado State* (5)
Shut Out	Aug. 31, 2019 vs. Weber State (W, 6-0)	Oct. 21, 2023 vs. Nevada* (L, 0-6)
Shut Out Through 3 Quarters	Sept. 24, 2022 vs. Toledo (W, 17-14)	Oct. 21, 2023 vs. Nevada* (L, 0-6)
Shut Out Through Halftime	Nov. 26, 2022 vs. Air Force* (L, 3-13)	Nov. 11, 2023 at Colorado State* (L, 19-22)
Shut Out Through 1 Quarter	Nov. 18, 2023 at San Jose State* (L, 13-24)	Nov. 11, 2023 at Colorado State* (L, 19-22)
Recorded a Safety	Sept. 2, 2023 vs. Idaho State (W, 36-28)	Nov. 11, 2023 at Colorado State* (L, 19-22)
Allowed No Offensive Touchdowns	Oct. 21, 2023 vs. Nevada* (L, 0-6)	Oct. 21, 2023 vs. Nevada* (L, 0-6)
Allowed 200 Yards or Less Total Offense	Sept. 30, 2022 at Boise State (114)	Sept. 30, 2022 at Boise State* (114)
Allowed 100 Yards or Less Total Offense	Oct. 3, 2015 vs. Fresno State* (89)	Oct. 4, 2008 at TCU* (85)
Allowed 50 Yards or Less Rushing	Sept. 2, 2023 vs. Idaho State (22)	Nov. 26, 2022 vs. Air Force (0)
Allowed 100 Yards or Less Rushing	Oct. 14, 2023 at Hawai'i* (53)	Sept. 16, 2023 at Oregon State (70)
Allowed 100 Yards or Less Passing	Oct. 21, 2023 vs. Nevada* (98)	Oct. 21, 2023 vs. Nevada* (47)
Allowed 10 First Downs or Fewer	Nov. 18, 2022 at New Mexico (9)	Nov. 26, 2022 vs. Air Force* (8)
Did Not Commit a Turnover	Nov. 25, 2023 vs. Fresno State* (0)	Nov. 4, 2023 vs. Utah State* (0)
Recorded 6 or More Turnovers	Sept. 5, 2015 vs. San Diego (6)	Has not occurred
Recorded 5 or More Turnovers	Dec. 24, 2022 vs. Middle Tennessee (5)	Has not occurred
Intercepted 5 or More Passes	Sept. 5, 2015 vs. San Diego (5)	Sept. 23, 2016 vs. Utah* (5)
Intercepted 4 or More Passes	Dec. 17, 2016 vs. Houston (4)	Aug. 31, 2013 vs. Eastern Illinois (4)
Intercepted 3 or More Passes	Sept. 2, 2023 vs. Idaho State (3)	Sept. 9, 2023 vs. UCLA (3)
Recovered 4 Fumbles	Dec. 23, 2014 vs. Navy (4)	Nov. 16, 2013 at Hawai'i* (4)
Recovered 3 Fumbles	Oct. 14, 2023 at Hawai'i* (3)	Sept. 26, 2015 at Penn State (3)

# LAST TIME IT HAPPENED

TEAM	San Diego State	Opponent
Scored a Defensive Touchdown	Oct. 14, 2023 at Hawai'i*	Sept. 30, 2023 at Air Force*
Recorded 10 or More Tackles For Loss	Nov. 4, 2023 vs. Utah State* (12)	Sept. 9, 2023 vs. UCLA
Recorded 5 or More Sacks	Nov. 4, 2023 vs. Utah State* (5)	Aug. 31, 2018 at No. 13/13 Stanford (5)
No Penalties	Sept. 23, 2017 at Air Force*	Dec. 19, 2018 vs. Ohio
Time of Possession, 35 plus minutes	Nov. 25, 2023 vs. Fresno State* (40:51)	Nov. 28, 2020 at Colorado (37:28)

## INDIVIDUAL

### RUSHING

Rushing, 300 Yards or More  
 Rushing, 250 Yards or More  
 Rushing, 200 Yards or More  
 Rushing, 150 Yards or More  
 Rushing, 100 Yards or More  
 Had two 100-yard Rushers  
 Rushing, 40 Times or More  
 Rushing, 35 Times or More  
 Rushing, 30 Times or More  
 Rushing, 25 Times or More  
 Rushing, 4 Touchdowns or More  
 Rushing, 3 Touchdowns or More  
 Rushing, 2 Touchdowns or More  
 Had a run of 90 yards or More  
 Had a run of 80 yards or More  
 Had a run of 70 yards or More  
 Had a run of 60 yards or More  
 Had a run of 50 yards or More

300, by Marshall Faulk vs. Hawai'i\*, W - 52-28, Nov. 14, 1992  
 253, by Rashaad Penny at Hawai'i\*, W - 28-7, Oct. 28, 2017  
 221, by Rashaad Penny vs. Army West Point, L - 35-42, Dec. 23, 2017  
 161, by Greg Bell vs. New Mexico State, W - 28-10, Sept. 4, 2021  
 134, by Jaylon Armstead at San Jose State\*, L - 13-24, Nov. 18, 2023  
 118, by Jordan Byrd and 116, by Chance Bell at New Mexico State, W - 31-10, Sept. 14, 2019  
 40, by Lynell Hamilton vs. Wyoming\*, W - 25-20, Oct. 25, 2003  
 36, by Juwan Washington vs. Sacramento State, W - 28-14, Sept. 8, 2018  
 33, by Greg Bell vs. Utah, W - 33-31 (3ot), Sept. 18, 2021  
 26, by Greg Bell vs. No. 24/25 UTSA, W - 38-24, Dec. 21, 2021  
 4, by Rashaad Penny vs. Army West Point, L - 35-42, Dec. 23, 2017  
 3, by Juwan Washington vs. Sacramento State, W - 28-14, Sept. 8, 2018  
 2, by Lucky Sutton at Hawai'i\*, W - 41-34, Oct. 22, 2023  
 95, by Rashaad Penny at Arizona State, W - 30-20, Sept. 9, 2017  
 81, by Rashaad Penny vs. Army West Point, L - 35-42, Dec. 23, 2017  
 70, by Jalen Mayden vs. Fresno State\*, W - 33-18, Nov. 25, 2023  
 70, by Jalen Mayden vs. Fresno State\*, W - 33-18, Nov. 25, 2023  
 70, by Jalen Mayden vs. Fresno State\*, W - 33-18, Nov. 25, 2023

### PASSING

Passing, 500 Yards or More  
 Passing, 400 Yards or More  
 Passing, 300 Yards or More  
 Attempted 50 or More Passes  
 Attempted 40 or More Passes  
 Attempted 30 or More Passes  
 Completed 40 or More Passes  
 Completed 35 or More Passes  
 Completed 30 or More Passes  
 Threw Six Touchdown Passes  
 Threw Five Touchdown Passes  
 Threw Four Touchdown Passes  
 Threw Three Touchdown Passes  
 Completed a Pass of 80 Yards or More  
 Completed a Pass of 70 Yards or More  
 Completed a Pass of 60 Yards or More  
 Completed a Pass of 50 Yards or More

528, by Ryan Lindley vs. No. 25 Utah\*, L - 34-38, Nov. 20, 2010  
 413, by Ryan Lindley vs. Louisiana-Lafayette, L - 30-32, Dec. 17, 2011  
 309, by Jalen Mayden vs. Middle Tennessee, L - 23-25, Dec. 24, 2022  
 63, by Adam Dingwell vs. Eastern Illinois, L - 19-40, Aug. 31, 2013  
 43, by Jalen Mayden vs. Middle Tennessee, L - 23-25, Dec. 24, 2022  
 39, by Jalen Mayden vs. Utah State\* L - 24-32, Nov. 4, 2023  
 40, by Todd Santos vs. Stanford, L - 40-44, Oct. 17, 1987  
 36, by Ryan Lindley vs. No. 25 Utah\*, L - 34-38, Nov. 20, 2010  
 33, by Ryan Agnew vs. Fresno State\*, W - 17-7, Nov. 15, 2019  
 6, by Ryan Lindley at Colorado State\*, W - 42-28, Oct. 24, 2009  
 6, by Ryan Lindley at Colorado State\*, W - 42-28, Oct. 24, 2009  
 4, by Ryan Lindley vs. Cal Poly, W - 49-21, Sept. 3, 2011  
 3, by Jalen Mayden vs. Utah State\*, L - 24-32, Nov. 4, 2023  
 89, by Christian Chapman to Fred Trevillion vs. Boise State\*, L - 14-31, Oct. 14, 2017  
 73, by Jalen Mayden to Kenan Christon vs. Middle Tennessee, L - 23-25, Dec. 24, 2022  
 69, by Jalen Mayden to Mekhi Shaw at Hawai'i\*, W - 41-34, Oct. 14, 2023  
 69, by Jalen Mayden to Mekhi Shaw at Hawai'i\*, W - 41-34, Oct. 14, 2023

### RECEIVING

Caught 15 or More Passes  
 Caught 10 or More Passes  
 Had 200 or More Yards Receiving  
 Had 150 or More Yards Receiving  
 Had 100 or More Yards Receiving  
 Had two 100-yard Receivers  
 Caught Three or More TDs  
 Caught Two or More TDs

15, by DeMarco Sampson at Colorado State\*, W - 42-28, Oct. 24, 2009  
 11, by Jesse Matthews vs. No. 24/25 UTSA, W - 38-24, Dec. 21, 2021  
 257, by DeMarco Sampson at Colorado State\*, W - 42-28, Oct. 24, 2009  
 175, by Jesse Matthews vs. No. 24/25 UTSA, W - 38-24, Dec. 21, 2021  
 126, by Mekhi Shaw, at Hawai'i\*, W - 41-34, Oct. 14, 2023  
 125, by Gavin Escobar and 102, by Colin Lockett vs. Fresno State, W - 35-28, Dec. 3, 2011  
 3, by Jesse Matthews at UNLV\*, W - 28-20, Nov. 19, 2021  
 2, by Mark Redman vs. Ohio, W - 20-13, Aug. 26, 2023

### TOTAL OFFENSE

Had 500 or More Yards Total Offense  
 Had 400 or More Yards Total Offense  
 Had 100 Yards Both Passing and Rushing

518, by Ryan Lindley vs. No. 25 Utah, L - 34-38, Nov. 20, 2010  
 419, by Ryan Lindley vs. Louisiana-Lafayette, L - 30-32, Dec. 17, 2011  
 229 (passing), 101 (rushing), by Kevin O'Connell at Brigham Young\*, L - 16-49, Nov. 6, 2004

### SCORING

Accounted for Five or More TDs  
 Accounted for Four or More TDs  
 Accounted for Three or More TDs

5, by Ryan Katz vs. Hawai'i\*, W - 52-14, Oct. 6, 2012  
 4, by Jalen Mayden, L - 28-32, Oct. 22, 2022  
 4, by Jalen Mayden, L - 28-32, Oct. 22, 2022

# LAST TIME IT HAPPENED

## RETURNS

Returned a Fumble for a Touchdown  
 Returned an Interception for a Touchdown  
 Returned a Kickoff for a Touchdown  
 Returned a Punt for a Touchdown  
 Returned a Two-Point Conversion  
 Returned a Blocked Punt for a Touchdown  
 Returned a Blocked Field Goal for a Touchdown

32, by Patrick McMorris at Nevada, W - 23-7, Oct. 22, 2022  
 70, by Deshawn McCuin at Hawai'i\*, W - 41-34, Oct. 14, 2023  
 95, by Jordan Byrd vs. San Jose State\*, W - 43-27, Nov. 12, 2022  
 66, by Jordan Byrd vs. Idaho State, W - 38-7, Sept. 10, 2022  
 David Lamar at New Mexico State, W - 26-16, Sept. 28, 2013  
 Tyrell Shavers at Boise State\*, L - 13-35, Sept. 30, 2022  
 Has not happened since start of 2003 season

## DEFENSE

Intercepted Three or More Passes  
 Intercepted Two or More Passes  
 Recovered Three or More Fumbles  
 Recovered Two or More Fumbles  
 Recorded 15 or More Tackles  
 Recorded 10 or More Tackles  
 Recorded Three or More Quarterback Sacks  
 Recorded Two Quarterback Sacks  
 Recorded Four Tackles for Loss  
 Recorded Three Tackles for Loss

3, by Luq Barcoo at Colorado State\*, W - 24-10, Oct. 5, 2019  
 2, by Patrick McMorris vs. Boise State\*, W - 27-16, Nov. 26, 2021  
 Has not occurred  
 2, by Kirk Morrison at New Mexico\*, L - 8-15, Nov. 9, 2002  
 15, by Josh Hunter at Colorado State\*, L - 19-22, Nov. 11, 2023  
 15, by Josh Hunter at Colorado State\*, L - 19-22, Nov. 11, 2023  
 3.0, by Zyrus Fiaseu vs. Utah State\*, L - 24-32, Nov. 4, 2023  
 3.0, by Zyrus Fiaseu vs. Utah State\*, L - 24-32, Nov. 4, 2023  
 4.0, by Jay Henderson vs. Northern Illinois, W - 34-28, Sept. 30, 2017  
 3.0, by Zyrus Fiaseu vs. Utah State\*, L - 24-32, Nov. 4, 2023

## SPECIAL TEAMS

Scored 15 or More Points Kicking  
 Scored 10 or More Points Kicking  
 Kicked Five or More Field Goals  
 Kicked Four or More Field Goals  
 Kicked Three or More Field Goals  
 Kicked Two Field Goals of 50 or More Yards  
 Kicked a 50-yard Field Goal  
 Kicked a Punt 70 or More Yards  
 Kicked a Punt 60 or More Yards  
 Punted Nine or More Times  
 Totaled 100 or More Kick Return Yards  
 Totaled 100 or More Punt Return Yards  
 Blocked a Punt  
 Blocked a Field Goal  
 Blocked a PAT

15, by Jack Browning vs. Fresno State\*, W - 33-18, Nov. 25, 2023  
 15, by Jack Browning vs. Fresno State\*, W - 33-18, Nov. 25, 2023  
 Has not occurred  
 4, by Jack Browning vs. Fresno State\*, - W, 33-18, Nov. 25, 2023  
 4, by Jack Browning vs. Fresno State\*, - W, 33-18, Nov. 25, 2023  
 51 and 50, by Chris O'Brien vs. New Mexico, W - 37-31, Nov. 17, 1984  
 61, by Jack Browning at Air Force, L - 10-49, Sept. 30, 2023  
 79, by Matt Araiza at Hawai'i\*, W - 17-10, Nov. 6, 2021  
 60, by Jack Browning at Colorado State\*, L - 19-22, Nov. 11, 2023  
 10, by Jack Browning at Boise State\*, L - 13-35, Sept. 30, 2022  
 104, by Kenan Christon vs. Boise State\*, L - 31-34, Sept. 22, 2023  
 106, by Lloyd Mills vs. South Alabama, L - 27-34 (ot), Sept. 19, 2015  
 Eric Butler vs. Utah State\*, L - 24-32, Nov. 4, 2023  
 Cedarius Barfield at Fresno State, L - 28-32, Oct. 29, 2022  
 Caden McDonald vs. Utah State, L, 13-46, Dec. 4, 2021



# SNAPDRAGON STADIUM RECORDS

## TEAM SINGLE-GAME

### Points

#### Most Points

- 43 vs. San Jose State\* (W, 43-27), Nov. 12, 2022
- 38 vs. Idaho State (W, 38-7), Sept. 10, 2022
- 36 vs. Idaho State (W, 36-28), Sept. 2, 2023
- 33 vs. Fresno State\* (W, 33-18), Nov. 25, 2023
- 31 vs. Boise State\* (L, 31-34), Sept. 22, 2023

Opp: 38 by Arizona (L, 20-38), Sept. 3, 2022

#### Fewest Points Allowed

- 6 vs. Nevada\* (L, 0-6), Oct. 21, 2023
- 7 vs. Idaho (W, 38-7), Sept. 10, 2022
- 10 vs. UNLV\* (W, 14-10), Nov. 5, 2022
- 13 vs. Ohio (W, 20-13), Aug. 26, 2023
- 13 vs. Air Force\* (L, 3-13), Nov. 26, 2022

#### Most Points / Both Teams

- 70 vs. San Jose State\* (W, 43-27), Nov. 12, 2022
- 65 vs. Boise State\* (L, 31-34), Sept. 22, 2023
- 64 vs. Idaho State (W, 36-28), Sept. 2, 2023
- 58 vs. Arizona (L, 20-38), Sept. 3, 2022
- 56 vs. Utah State\* (L, 24-32 (20T)), Nov. 4, 2023

#### Fewest Points / Both Teams

- 6 vs. Nevada\* (L, 0-6), Oct. 21, 2023
- 16 vs. Air Force\* (L, 3-13), Nov. 26, 2022
- 24 vs. UNLV\* (W, 14-10), Nov. 5, 2022
- 30 vs. Hawaii\* (W, 16-14), Oct. 8, 2022
- 31 vs. Toledo (W, 17-10), Sept. 24, 2022

#### Largest Margin of Victory

- 31 vs. Idaho (W, 38-7), Sept. 10, 2022
- 16 vs. San Jose State (W, 43-27), Nov. 12, 2022
- 15 vs. Fresno State\* (W, 33-18), Nov. 25, 2023
- 8 vs. Idaho State (W, 36-28), Sept. 2, 2023
- 7 vs. Ohio (W, 20-13), Aug. 26, 2023

#### Largest Margin of Defeat

- 25 vs. UCLA (L, 10-35), Sept. 9, 2023
- 18 vs. Arizona (L, 20-38), Sept. 3, 2022
- 10 vs. Air Force\* (L, 3-13), Nov. 26, 2022
- 8 vs. Utah State\* (L, 24-32 (20T)), Nov. 4, 2023
- 6 vs. Nevada\* (L, 0-6), Oct. 21, 2023

#### First Quarter Points

- 14 vs. Idaho (W, 38-7), Sept. 10, 2022
- 10 vs. Idaho State (W, 36-28), Sept. 2, 2023
- 7 vs. Boise State\* (L, 31-34), Sept. 22, 2023
- 7 vs. UCLA (L, 20-38), Sept. 9, 2023
- 7 vs. San Jose State\* (W, 43-27), Nov. 12, 2022

Opp: 14 vs. San Jose State\* (W, 43-27), Nov. 12, 2022

#### Second Quarter Points

- 17 vs. San Jose State\* (W, 43-27), Nov. 12, 2022
- 13 vs. Fresno State\* (W, 33-18), Nov. 25, 2023
- 10 vs. Boise State\* (L, 31-34), Sept. 22, 2023
- 10 vs. Idaho State (W, 36-28), Sept. 2, 2023
- 10 vs. Arizona (L, 20-38), Sept. 3, 2022

Opp: 21 by UCLA (L, 10-34), Sept. 9, 2023

#### Third Quarter Points

- 14 vs. San Jose State\* (W, 43-27), Nov. 12, 2022
- 10 vs. Arizona (L, 20-38), Sept. 3, 2022
- 9 vs. Idaho State (W, 36-28), Sept. 2, 2023
- 7 vs. Fresno State\* (W, 33-18), Nov. 25, 2023
- 7 vs. UNLV\* (W, 14-10), Nov. 5, 2022
- 7 vs. Hawaii\* (W, 16-14), Oct. 8, 2022

Opp: 10 by Boise State\* (L, 31-34), Sept. 22, 2023

#### Fourth Quarter Points

- 14 vs. Boise State\* (L, 31-34), Sept. 22, 2023
- 14 vs. Arizona (L, 20-38), Sept. 3, 2022
- 10 vs. Fresno State\* (W, 33-18), Nov. 25, 2023
- 10 vs. Utah State\* (L, 24-32 (20T)), Nov. 4, 2023
- 10 vs. Ohio (W, 20-13), Aug. 26, 2023

Opp: 15 by Idaho State (W, 36-28), Sept. 2, 2023

#### Most Touchdowns

- 5 vs. San Jose State\* (W, 43-27), Nov. 12, 2022
- 5 vs. Idaho State (W, 38-7), Sept. 10, 2022
- 4 vs. Boise State\* (L, 31-34), Sept. 22, 2023
- 4 vs. Idaho State (W, 36-28), Sept. 2, 2023
- 3 vs. Fresno State\* (W, 33-18), Nov. 25, 2023
- 3 vs. Utah State\* (L, 24-32 (20T)), Nov. 4, 2023

Opp: 5, two times, last vs. UCLA (L, 10-35), Sept. 9, 2023

#### Fewest Touchdowns Allowed

- 0 vs. Nevada\* (L, 0-6), Oct. 21, 2023
- 1 vs. Ohio (W, 20-13), Aug. 26, 2023
- 1 vs. Air Force\* (L, 3-13), Nov. 26, 2022
- 1 vs. UNLV\* (W, 14-10), Nov. 5, 2022
- 1 vs. Idaho (W, 38-7), Sept. 10, 2022

#### Most Touchdowns / Both Teams

- 9 vs. Idaho State (W, 36-28), Sept. 2, 2023
- 9 vs. San Jose State\* (W, 43-27), Nov. 12, 2022
- 8 vs. Boise State\* (L, 31-34), Sept. 22, 2023
- 7 vs. Utah State\* (L, 24-32 (20T)), Nov. 4, 2023
- 7 vs. Arizona (L, 20-38), Sept. 3, 2022

#### Fewest Touchdowns / Both Teams

- 0 vs. Nevada\* (L, 0-6), Oct. 21, 2023
- 1 vs. Air Force\* (L, 3-13), Nov. 26, 2022
- 3 vs. Ohio (W, 20-13), Aug. 26, 2023
- 3 vs. UNLV\* (W, 14-10), Nov. 5, 2022
- 3 vs. Hawaii\* (W, 16-14), Oct. 8, 2022

### Total Offense

#### Most Total Yards

- 488 vs. Idaho State (W, 38-7), Sept. 10, 2022
- 439 vs. Boise State\* (L, 31-34), Sept. 22, 2023
- 425 vs. San Jose State\* (W, 43-27), Nov. 12, 2022
- 417 vs. Hawaii\* (W, 16-14), Oct. 8, 2022
- 415 vs. Fresno State\* (W, 33-18), Nov. 25, 2023

Opp: 550 by UCLA (L, 10-35), Sept. 9, 2023

#### Fewest Total Yards Allowed

- 223 vs. San Jose State\* (W, 43-27), Nov. 12, 2022
- 242 vs. Nevada\* (L, 0-6), Oct. 21, 2023
- 285 vs. Air Force\* (L, 3-13), Nov. 26, 2022
- 325 vs. UNLV\* (W, 14-10), Nov. 5, 2022
- 338 vs. Idaho State (W, 38-7), Sept. 10, 2022

#### Most Total Yards / Both Teams

- 842 vs. Boise State\* (L, 31-34), Sept. 22, 2023
- 826 vs. Idaho State (W, 38-7), Sept. 10, 2022
- 809 vs. UCLA (L, 10-35), Sept. 9, 2023
- 784 vs. Utah State\* (L, 24-32 (20T)), Nov. 4, 2023
- 759 vs. Hawaii\* (W, 16-14), Oct. 8, 2022

#### Fewest Total Yards / Both Teams

- 446 vs. Nevada\* (L, 0-6), Oct. 21, 2023
- 472 vs. Air Force\* (L, 3-13), Nov. 26, 2022
- 640 vs. UNLV\* (W, 14-10), Nov. 5, 2022
- 648 vs. San Jose State\* (W, 43-27), Nov. 12, 2022
- 658 vs. Toledo (W, 17-10), Sept. 24, 2022

#### Largest Margin of Total Yards

- 202 vs. San Jose State\* (W, 43-27), Nov. 12, 2022
- 150 vs. Idaho State (W, 38-7), Sept. 10, 2022
- 75 vs. Hawaii\* (W, 16-14), Oct. 8, 2022
- 74 vs. Fresno State\* (W, 33-18), Nov. 25, 2023
- 46 vs. Idaho State (W, 36-28), Sept. 2, 2023

#### Most Total Plays

- 79 vs. Fresno State\* (W, 33-18), Nov. 25, 2023
- 72 vs. UNLV\* (W, 14-10), Nov. 5, 2022
- 71 vs. UCLA (L, 10-35), Sept. 9, 2023
- 71 vs. Utah State\* (L, 24-32 (20T)), Nov. 4, 2023
- 71 vs. Hawaii\* (W, 16-14), Oct. 8, 2022

Opp: 84, twice, by vs. Ohio (W, 20-13), Aug. 26, 2023

#### Most Total Plays / Both Teams

- 147 vs. Utah State\* (L, 24-32 (20T)), Nov. 4, 2023
- 145 vs. Idaho State (W, 36-28), Sept. 2, 2023
- 142 vs. Ohio (W, 20-13), Aug. 26, 2023
- 142 vs. Idaho State (W, 38-7), Sept. 10, 2022
- 139 vs. UCLA (L, 10-35), Sept. 9, 2023

#### Highest Yards Per Play

- 7.07 vs. Idaho State (W, 38-7), Sept. 10, 2022
- 6.97 vs. Boise State\* (L, 31-34), Sept. 22, 2023
- 6.25 vs. San Jose State\* (W, 43-27), Nov. 12, 2022
- 5.87 vs. Hawaii\* (W, 16-14), Oct. 8, 2022
- 5.81 vs. Idaho State (W, 36-28), Sept. 2, 2023

Opp: 8.09 by UCLA (L, 10-35), Sept. 9, 2023

#### Fewest Yards Allowed Per Play

- 3.85 vs. Nevada\* (L, 0-6), Oct. 21, 2023
- 4.07 vs. Air Force\* (L, 3-13), Nov. 26, 2022
- 4.13 vs. San Jose State\* (W, 43-27), Nov. 12, 2022
- 4.40 vs. Idaho State (W, 36-28), Sept. 2, 2023
- 4.52 vs. Ohio (W, 20-13), Aug. 26, 2023

### Rushing Offense

#### Most Rushing Yards

- 380 vs. Idaho State (W, 38-7), Sept. 10, 2022
- 302 vs. Idaho State (W, 36-28), Sept. 2, 2023
- 268 vs. San Jose State\* (W, 43-27), Nov. 12, 2022
- 226 vs. Fresno State\* (W, 33-18), Nov. 25, 2023
- 217 vs. Toledo (W, 17-10), Sept. 24, 2022

Opp: 271 by Air Force\* (L, 3-13), Nov. 26, 2022

**Fewest Rushing Yards Allowed**

28 vs. San Jose State\* (W, 43-27), Nov. 12, 2022  
 34 vs. Idaho State (W, 36-28), Sept. 2, 2023  
 80 vs. Idaho State (W, 38-7), Sept. 10, 2022  
 102 vs. Ohio (W, 20-13), Aug. 26, 2023  
 118 vs. UNLV\* (W, 14-10), Nov. 5, 2022

**Most Rushing Yards / Both Teams**

460 vs. Idaho State (W, 38-7), Sept. 10, 2022  
 407 vs. Boise State\* (L, 31-34), Sept. 22, 2023  
 377 vs. Fresno State\* (W, 33-18), Nov. 25, 2023  
 339 vs. Toledo (W, 17-10), Sept. 24, 2022  
 336 vs. Idaho State (W, 36-28), Sept. 2, 2023

**Fewest Rushing Yards / Both Teams**

185 vs. San Jose State\* (W, 43-27), Nov. 12, 2022  
 217 vs. UNLV\* (W, 14-10), Nov. 5, 2022  
 241 vs. Hawai'i\* (W, 16-14), Oct. 8, 2022  
 247 vs. Ohio (W, 20-13), Aug. 26, 2023  
 270 vs. Air Force\* (L, 3-13), Nov. 26, 2022

**Largest Margin of Rushing Yards**

300 vs. Idaho State (W, 38-7), Sept. 10, 2022  
 268 vs. Idaho State (W, 36-28), Sept. 2, 2023  
 217 vs. Toledo (W, 17-10), Sept. 24, 2022  
 129 vs. San Jose State\* (W, 43-27), Nov. 12, 2022  
 75 vs. Fresno State\* (W, 33-18), Nov. 25, 2023

**Most Rushing Attempts**

53 vs. Fresno State\* (W, 33-18), Nov. 25, 2023  
 47 vs. Idaho State (W, 36-28), Sept. 2, 2023  
 45 vs. San Jose State\* (W, 43-27), Nov. 12, 2022  
 43 vs. Idaho State (W, 38-7), Sept. 10, 2022  
 42 vs. Arizona (L, 20-38), Sept. 3, 2022  
 Opp: 66 by Air Force\* (L, 3-13), Nov. 26, 2022

**Most Rushing Attempts / Both Teams**

81 vs. Boise State\* (L, 31-34), Sept. 22, 2023  
 81 vs. Air Force\* (L, 3-13), Nov. 26, 2022  
 81 vs. Arizona (L, 20-38), Sept. 3, 2022  
 76 vs. Idaho State (W, 38-7), Sept. 10, 2022  
 75 vs. Utah State\* (L, 24-32 (20T)), Nov. 4, 2023  
 75 vs. Nevada\* (L, 0-6), Oct. 21, 2023  
 75 vs. UNLV\* (W, 14-10), Nov. 5, 2022

**Highest Rushing Yards Per Carry**

8.84 vs. Idaho State (W, 38-7), Sept. 10, 2022  
 6.58 vs. Toledo (W, 17-10), Sept. 24, 2022  
 6.43 vs. Idaho State (W, 36-28), Sept. 2, 2023  
 4.68 vs. Ohio (W, 20-13), Aug. 26, 2023  
 4.26 vs. Fresno State\* (W, 33-18), Nov. 25, 2023  
 Opp: 6.51 vs. UCLA (L, 10-35), Sept. 9, 2023

**Most Rushing Touchdowns**

4 vs. Idaho State (W, 36-28), Sept. 2, 2023  
 3 vs. Boise State\* (L, 31-34), Sept. 22, 2023  
 3 vs. Idaho State (W, 38-7), Sept. 10, 2022  
 2 vs. Fresno State\* (W, 33-18), Nov. 25, 2023  
 2 vs. Toledo (W, 17-10), Sept. 24, 2022  
 Opp: 3 by Boise State\* (L, 31-34), Sept. 22, 2023

**Passing Offense****Most Passing Yards**

322 vs. Hawai'i\* (W, 16-14), Oct. 8, 2022  
 273 vs. Boise State\* (L, 31-34), Sept. 22, 2023  
 268 vs. San Jose State\* (W, 43-27), Nov. 12, 2022  
 263 vs. Utah State\* (L, 24-32 (20T)), Nov. 4, 2023  
 216 vs. UNLV\* (W, 14-10), Nov. 5, 2022  
 Opp: 299 by Arizona (L, 20-38), Sept. 3, 2022

**Fewest Passing Yards Allowed**

14 vs. Air Force\* (L, 3-13), Nov. 26, 2022  
 98 vs. Nevada\* (L, 0-6), Oct. 21, 2023  
 190 vs. Fresno State\* (W, 33-18), Nov. 25, 2023  
 195 vs. San Jose State\* (W, 43-27), Nov. 12, 2022  
 196 vs. Hawai'i\* (W, 16-14), Oct. 8, 2022

**Most Passing Yards / Both Teams**

518 vs. Hawai'i\* (W, 16-14), Oct. 8, 2022  
 492 vs. Utah State\* (L, 24-32 (20T)), Nov. 4, 2023  
 492 vs. UCLA (L, 10-35), Sept. 9, 2023  
 463 vs. San Jose State\* (W, 43-27), Nov. 12, 2022  
 442 vs. Ohio (W, 20-13), Aug. 26, 2023

**Fewest Passing Yards / Both Teams**

145 vs. Nevada\* (L, 0-6), Oct. 21, 2023  
 202 vs. Air Force\* (L, 3-13), Nov. 26, 2022  
 319 vs. Toledo (W, 17-10), Sept. 24, 2022  
 361 vs. Arizona (L, 20-38), Sept. 3, 2022  
 366 vs. Idaho State (W, 38-7), Sept. 10, 2022

**Largest Margin of Passing Yards**

174 vs. Air Force\* (L, 3-13), Nov. 26, 2022  
 126 vs. Hawai'i\* (W, 16-14), Oct. 8, 2022  
 111 vs. Boise State\* (L, 31-34), Sept. 22, 2023  
 73 vs. San Jose State\* (W, 43-27), Nov. 12, 2022  
 34 vs. Utah State\* (L, 24-32 (20T)), Nov. 4, 2023

**Most Passing Attempts**

40 vs. Utah State\* (L, 24-32 (20T)), Nov. 4, 2023  
 38 vs. UCLA (L, 10-35), Sept. 9, 2023  
 36 vs. Hawai'i\* (W, 16-14), Oct. 8, 2022  
 31 vs. Air Force\* (L, 3-13), Nov. 26, 2022  
 31 vs. UNLV\* (W, 14-10), Nov. 5, 2022  
 Opp: 63 vs. Idaho State (W, 36-28), Sept. 2, 2023

**Most Passing Attempts / Both Teams**

83 vs. Idaho State (W, 36-28), Sept. 2, 2023  
 79 vs. Ohio (W, 20-13), Aug. 26, 2023  
 72 vs. Utah State\* (L, 24-32 (20T)), Nov. 4, 2023  
 70 vs. Hawai'i\* (W, 16-14), Oct. 8, 2022  
 67 vs. UCLA (L, 10-35), Sept. 9, 2023

**Most Passing Completions**

26 vs. Utah State\* (L, 24-32 (20T)), Nov. 4, 2023  
 24 vs. Hawai'i\* (W, 16-14), Oct. 8, 2022  
 20 vs. UCLA (L, 10-35), Sept. 9, 2023  
 19 vs. UNLV\* (W, 14-10), Nov. 5, 2022  
 17 vs. Fresno State\* (W, 33-18), Nov. 25, 2023  
 17 vs. Boise State\* (L, 31-34), Sept. 22, 2023  
 17 vs. Ohio (W, 20-13), Aug. 26, 2023  
 17 vs. San Jose State\* (W, 43-27), Nov. 12, 2022  
 Opp: 30 by Idaho State (W, 36-28), Sept. 2, 2023

**Most Passing Completions / Both Teams**

49 vs. Utah State\* (L, 24-32 (20T)), Nov. 4, 2023  
 44 vs. Hawai'i\* (W, 16-14), Oct. 8, 2022  
 43 vs. Idaho State (W, 36-28), Sept. 2, 2023  
 43 vs. Ohio (W, 20-13), Aug. 26, 2023  
 39 vs. Idaho State (W, 38-7), Sept. 10, 2022

**Highest Pass Efficiency Rating**

206.14 vs. San Jose State\* (W, 43-27), Nov. 12, 2022  
 187.07 vs. Boise State\* (L, 31-34), Sept. 22, 2023  
 150.97 vs. Hawai'i\* (W, 16-14), Oct. 8, 2022  
 139.98 vs. Utah State\* (L, 24-32 (20T)), Nov. 4, 2023  
 139.14 vs. Fresno State\* (W, 33-18), Nov. 25, 2023  
 Opp: 181.94 vs. UCLA (L, 10-35), Sept. 9, 2023

**Most Passing Touchdowns**

3 vs. Utah State\* (L, 24-32 (20T)), Nov. 4, 2023  
 3 vs. San Jose State\* (W, 43-27), Nov. 12, 2022  
 2 vs. Ohio (W, 20-13), Aug. 26, 2023  
 2 vs. UNLV\* (W, 14-10), Nov. 5, 2022  
 1, six times, last vs. Fresno State\* (W, 33-18), Nov. 25, 2023  
 Opp: 4 by Arizona (L, 20-38), Sept. 3, 2022

**Turnovers****Most Turnovers Gained**

4 vs. UNLV\* (W, 14-10), Nov. 5, 2022  
 4 vs. Toledo (W, 17-10), Sept. 24, 2022  
 3 vs. Idaho State (W, 36-28), Sept. 2, 2023  
 3 vs. Ohio (W, 20-13), Aug. 26, 2023  
 2 vs. Boise State\* (L, 31-34), Sept. 22, 2023  
 2 vs. UCLA (L, 10-35), Sept. 9, 2023  
 2 vs. Arizona (L, 20-38), Sept. 3, 2022  
 Opp: 3, three times, last by UCLA (L, 10-35), Sept. 9, 2023

**Most Interceptions**

3 vs. Idaho State (W, 36-28), Sept. 2, 2023  
 3 vs. Ohio (W, 20-13), Aug. 26, 2023  
 3 vs. Toledo (W, 17-10), Sept. 24, 2022  
 2 vs. UNLV\* (W, 14-10), Nov. 5, 2022  
 1 vs. Fresno State\* (W, 33-18), Nov. 25, 2023  
 1 vs. San Jose State\* (W, 43-27), Nov. 12, 2022  
 1 vs. Arizona (L, 20-38), Sept. 3, 2022  
 Opp: 3 by UCLA (L, 10-35), Sept. 9, 2023

**Most Fumbles Forced**

2 vs. UCLA (L, 10-35), Sept. 9, 2023  
 2 vs. UNLV\* (W, 14-10), Nov. 5, 2022  
 1 vs. Utah State\* (L, 24-32 (20T)), Nov. 4, 2023  
 1 vs. Toledo (W, 17-10), Sept. 24, 2022  
 1 vs. Arizona (L, 20-38), Sept. 3, 2022  
 Opp: 3 by Idaho State (W, 36-28), Sept. 2, 2023

**Most Fumbles Recovered**

2 vs. UCLA (L, 10-35), Sept. 9, 2023  
 2 vs. UNLV\* (W, 14-10), Nov. 5, 2022  
 1 vs. Hawai'i\* (W, 16-14), Oct. 8, 2022  
 1 vs. Toledo (W, 17-10), Sept. 24, 2022  
 1 vs. Arizona (L, 20-38), Sept. 3, 2022  
 Opp: 2, three times, last vs. Boise State\* (L, 31-34), Sept. 22, 2023

**Most Turnovers / Both Teams**

6 vs. Idaho State (W, 36-28), Sept. 2, 2023  
 5 vs. UCLA (L, 10-35), Sept. 9, 2023  
 5 vs. UNLV\* (W, 14-10), Nov. 5, 2022  
 5 vs. Toledo (W, 17-10), Sept. 24, 2022  
 4 vs. Ohio (W, 20-13), Aug. 26, 2023  
 4 vs. Arizona (L, 20-38), Sept. 3, 2022

**Special Teams****Most Field Goals**

4 vs. Fresno State\* (W, 33-18), Nov. 25, 2023  
 3 vs. Hawai'i\* (W, 16-14), Oct. 8, 2022  
 2 vs. Idaho State (W, 36-28), Sept. 2, 2023  
 2 vs. Ohio (W, 20-13), Aug. 26, 2023  
 2 vs. San Jose State\* (W, 43-27), Nov. 12, 2022  
 2 vs. Arizona (L, 20-38), Sept. 3, 2022  
Opp: 2, four times, last 7 by Nevada\* (L, 0-6), Oct. 21, 2023

**Most Punts**

9 vs. Toledo (W, 17-10), Sept. 24, 2022  
 7 vs. UCLA (L, 10-35), Sept. 9, 2023  
 6 vs. Utah State\* (L, 24-32 (20T)), Nov. 4, 2023  
 6 vs. Nevada\* (L, 0-6), Oct. 21, 2023  
 6 vs. Air Force\* (L, 3-13), Nov. 26, 2022  
 6 vs. UNLV\* (W, 14-10), Nov. 5, 2022  
 6 vs. Idaho State (W, 38-7), Sept. 10, 2022  
Opp: 11 by Idaho State (W, 38-7), Sept. 10, 2022

**Fewest Punts**

2 vs. San Jose State\* (W, 43-27), Nov. 12, 2022  
 3 vs. Fresno State\* (W, 33-18), Nov. 25, 2023  
 3 vs. Boise State\* (L, 31-34), Sept. 22, 2023  
 3 vs. Ohio (W, 20-13), Aug. 26, 2023  
 5 vs. Idaho State (W, 36-28), Sept. 2, 2023  
 5 vs. Air Force\* (L, 3-13), Nov. 26, 2022  
 5 vs. Hawai'i\* (W, 16-14), Oct. 8, 2022  
 5 vs. Arizona (L, 20-38), Sept. 3, 2022  
Opp: 6 by Fresno State\* (W, 33-18), Nov. 25, 2023

**Highest Punt Average (min. 3 punts)**

56.3 vs. Ohio (W, 20-13), Aug. 26, 2023  
 50.2 vs. UNLV\* (W, 14-10), Nov. 5, 2022  
 47.5 vs. Utah State\* (L, 24-32 (20T)), Nov. 4, 2023  
 47.5 vs. Idaho State (W, 38-7), Sept. 10, 2022  
 46.0 vs. Air Force\* (L, 3-13), Nov. 26, 2022  
Opp: 50.8, by Boise State\* (L, 31-34), Sept. 22, 2023

**Most Kick Returns**

4 vs. Idaho State (W, 36-28), Sept. 2, 2023  
 4 vs. Air Force\* (L, 3-13), Nov. 26, 2022  
 4 vs. San Jose State\* (W, 43-27), Nov. 12, 2022  
 3 vs. Utah State\* (L, 24-32 (20T)), Nov. 4, 2023  
 3 vs. Boise State\* (L, 31-34), Sept. 22, 2023  
 3 vs. Toledo (W, 17-10), Sept. 24, 2022  
 3 vs. Arizona (L, 20-38), Sept. 3, 2022  
Opp: 6 by Fresno State\* (W, 33-18), Nov. 25, 2023

**Most Kick Return Yards**

125 vs. San Jose State\* (W, 43-27), Nov. 12, 2022  
 104 vs. Boise State\* (L, 31-34), Sept. 22, 2023  
 83 vs. Air Force\* (L, 3-13), Nov. 26, 2022  
 80 vs. Idaho State (W, 36-28), Sept. 2, 2023  
 76 vs. Toledo (W, 17-10), Sept. 24, 2022  
Opp: 130 by Fresno State\* (W, 33-18), Nov. 25, 2023

**Highest Kick Return Average (min. 2 KR)**

34.7 vs. Boise State\* (L, 31-34), Sept. 22, 2023  
 31.2 vs. San Jose State\* (W, 43-27), Nov. 12, 2022  
 28.5 vs. Idaho State (W, 38-7), Sept. 10, 2022  
 25.3 vs. Toledo (W, 17-10), Sept. 24, 2022  
 22.0 vs. Ohio (W, 20-13), Aug. 26, 2023  
Opp: 30.3 vs. Idaho State (W, 36-28), Sept. 2, 2023

**Most Punt Returns**

7 vs. Idaho State (W, 38-7), Sept. 10, 2022  
 5 vs. Utah State\* (L, 24-32 (20T)), Nov. 4, 2023  
 3 vs. Boise State\* (L, 31-34), Sept. 22, 2023  
 3 vs. UNLV\* (W, 14-10), Nov. 5, 2022  
 2, six times, last vs. Nevada\* (L, 0-6), Oct. 21, 2023  
Opp: 3, three times, last by UCLA (L, 10-35), Sept. 9, 2023

**Most Punt Return Yards**

73 vs. Idaho State (W, 38-7), Sept. 10, 2022  
 61 vs. Boise State\* (L, 31-34), Sept. 22, 2023  
 35 vs. Utah State\* (L, 24-32 (20T)), Nov. 4, 2023  
 23 vs. Arizona (L, 20-38), Sept. 3, 2022  
 17 vs. Idaho State (W, 36-28), Sept. 2, 2023  
Opp: 24 by Toledo (W, 17-10), Sept. 24, 2022

**Highest Punt Return Average (min. 2 PR)**

20.3 vs. Boise State\* (L, 31-34), Sept. 22, 2023  
 11.5 vs. Arizona (L, 20-38), Sept. 3, 2022  
 10.4 vs. Idaho State (W, 38-7), Sept. 10, 2022  
 8.5 vs. Idaho State (W, 36-28), Sept. 2, 2023  
 7.5 vs. UCLA (L, 10-35), Sept. 9, 2023  
Opp: 12.0 by Toledo (W, 17-10), Sept. 24, 2022

**Miscellaneous****Most Time of Possession**

40:51 vs. Fresno State\* (W, 33-18), Nov. 25, 2023  
 39:30 vs. San Jose State\* (W, 43-27), Nov. 12, 2022  
 36:10 vs. Hawai'i\* (W, 16-14), Oct. 8, 2022  
 34:55 vs. UCLA (L, 10-35), Sept. 9, 2023  
 34:28 vs. Idaho State (W, 36-28), Sept. 2, 2023  
Opp: 39:13 by Air Force\* (L, 3-13), Nov. 26, 2022

**Most Penalties**

14 vs. Idaho State (W, 36-28), Sept. 2, 2023  
 11 vs. Toledo (W, 17-10), Sept. 24, 2022  
 9 vs. Utah State\* (L, 24-32 (20T)), Nov. 4, 2023  
 8 vs. Air Force\* (L, 3-13), Nov. 26, 2022  
 8 vs. Idaho State (W, 38-7), Sept. 10, 2022  
Opp: 10, by Nevada\* (L, 0-6), Oct. 21, 2023

**Fewest Penalties**

2 vs. Fresno State\* (W, 33-18), Nov. 25, 2023  
 2 vs. UNLV\* (W, 14-10), Nov. 5, 2022  
 4 vs. UCLA (L, 10-35), Sept. 9, 2023  
 4 vs. Hawai'i\* (W, 16-14), Oct. 8, 2022  
 5 vs. Boise State\* (L, 31-34), Sept. 22, 2023  
Opp: 1, twice, last: by Fresno State\* (W, 33-18), Nov. 25, 2023

**Most Penalties / Both Teams**

20 vs. Idaho State (W, 36-28), Sept. 2, 2023  
 17 vs. Nevada\* (L, 0-6), Oct. 21, 2023  
 17 vs. Toledo (W, 17-10), Sept. 24, 2022  
 15 vs. Utah State\* (L, 24-32 (20T)), Nov. 4, 2023  
 15 vs. Idaho State (W, 38-7), Sept. 10, 2022

**Fewest Penalties / Both Teams**

3 vs. Fresno State\* (W, 33-18), Nov. 25, 2023  
 6 vs. UNLV\* (W, 14-10), Nov. 5, 2022  
 6 vs. Hawai'i\* (W, 16-14), Oct. 8, 2022  
 8 vs. San Jose State\* (W, 43-27), Nov. 12, 2022  
 9 vs. Boise State\* (L, 31-34), Sept. 22, 2023

**Most Penalty Yards**

125 vs. Idaho State (W, 36-28), Sept. 2, 2023  
 103 vs. Toledo (W, 17-10), Sept. 24, 2022  
 84 vs. Utah State\* (L, 24-32 (20T)), Nov. 4, 2023  
 80 vs. Nevada\* (L, 0-6), Oct. 21, 2023  
 65 vs. San Jose State\* (W, 43-27), Nov. 12, 2022  
 65 vs. Idaho State (W, 38-7), Sept. 10, 2022  
Opp: 89 by UCLA (L, 10-35), Sept. 9, 2023

**Fewest Penalty Yards**

10 vs. Fresno State\* (W, 33-18), Nov. 25, 2023  
 15 vs. UNLV\* (W, 14-10), Nov. 5, 2022  
 23 vs. Boise State\* (L, 31-34), Sept. 22, 2023  
 33 vs. Hawai'i\* (W, 16-14), Oct. 8, 2022  
 37 vs. Arizona (L, 20-38), Sept. 3, 2022  
Opp: 5 by San Jose State\* (W, 43-27), Nov. 12, 2022

**Most Penalty Yards / Both Teams**

188 vs. Idaho State (W, 36-28), Sept. 2, 2023  
 156 vs. Toledo (W, 17-10), Sept. 24, 2022  
 138 vs. Nevada\* (L, 0-6), Oct. 21, 2023  
 132 vs. Utah State\* (L, 24-32 (20T)), Nov. 4, 2023  
 129 vs. UCLA (L, 10-35), Sept. 9, 2023

**Fewest Penalty Yards / Both Teams**

18 vs. Fresno State\* (W, 33-18), Nov. 25, 2023  
 44 vs. Hawai'i\* (W, 16-14), Oct. 8, 2022  
 51 vs. UNLV\* (W, 14-10), Nov. 5, 2022  
 58 vs. Boise State\* (L, 31-34), Sept. 22, 2023  
 70 vs. San Jose State\* (W, 43-27), Nov. 12, 2022

**Most First Downs**

23 vs. San Jose State\* (W, 43-27), Nov. 12, 2022  
 22 vs. Boise State\* (L, 31-34), Sept. 22, 2023  
 22 vs. Hawai'i\* (W, 16-14), Oct. 8, 2022  
 21 vs. Fresno State\* (W, 33-18), Nov. 25, 2023  
 20 vs. UNLV\* (W, 14-10), Nov. 5, 2022  
Opp: 26 by UCLA (L, 10-35), Sept. 9, 2023

**Fewest First Downs Allowed**

14 vs. Air Force\* (L, 3-13), Nov. 26, 2022  
 14 vs. San Jose State\* (W, 43-27), Nov. 12, 2022  
 14 vs. UNLV\* (W, 14-10), Nov. 5, 2022  
 14 vs. Idaho State (W, 38-7), Sept. 10, 2022  
 17 vs. Fresno State\* (W, 33-18), Nov. 25, 2023  
 17 vs. Nevada\* (L, 0-6), Oct. 21, 2023  
 17 vs. Hawai'i\* (W, 16-14), Oct. 8, 2022

**Most First Downs / Both Teams**

43 vs. UCLA (L, 10-35), Sept. 9, 2023  
 41 vs. Boise State\* (L, 31-34), Sept. 22, 2023  
 41 vs. Idaho State (W, 36-28), Sept. 2, 2023  
 41 vs. Ohio (W, 20-13), Aug. 26, 2023  
 39 vs. Hawai'i\* (W, 16-14), Oct. 8, 2022  
 39 vs. Arizona (L, 20-38), Sept. 3, 2022

**Fewest First Downs / Both Teams**

22 vs. Air Force\* (L, 3-13), Nov. 26, 2022  
 28 vs. Nevada\* (L, 0-6), Oct. 21, 2023  
 33 vs. Idaho State (W, 38-7), Sept. 10, 2022  
 34 vs. UNLV\* (W, 14-10), Nov. 5, 2022  
 37 vs. Utah State\* (L, 24-32 (20T)), Nov. 4, 2023  
 37 vs. San Jose State\* (W, 43-27), Nov. 12, 2022

**Most Third Down Conversions**

8 vs. Fresno State\* (W, 33-18), Nov. 25, 2023  
 7 vs. Utah State\* (L, 24-32 (20T)), Nov. 4, 2023  
 7 vs. Boise State\* (L, 31-34), Sept. 22, 2023  
 7 vs. Hawai'i\* (W, 16-14), Oct. 8, 2022  
 6 vs. San Jose State\* (W, 43-27), Nov. 12, 2022  
 Opp: 8 by Utah State\* (L, 24-32 (20T)), Nov. 4, 2023

**Fewest Third Down Conversions Allowed**

1 vs. Fresno State\* (W, 33-18), Nov. 25, 2023  
 3 vs. Nevada\* (L, 0-6), Oct. 21, 2023  
 3 vs. Hawai'i\* (W, 16-14), Oct. 8, 2022  
 4 vs. Air Force\* (L, 3-13), Nov. 26, 2022  
 5 vs. Boise State\* (L, 31-34), Sept. 22, 2023  
 5 vs. UCLA (L, 10-35), Sept. 9, 2023  
 5 vs. UNLV\* (W, 14-10), Nov. 5, 2022

**Highest Third-Down Conversion Percentage**

53.8 vs. Boise State\* (L, 31-34), Sept. 22, 2023  
 46.2 vs. San Jose State\* (W, 43-27), Nov. 12, 2022  
 43.8 vs. Hawai'i\* (W, 16-14), Oct. 8, 2022  
 42.1 vs. Fresno State\* (W, 33-18), Nov. 25, 2023  
 41.6 vs. Idaho State (W, 36-28), Sept. 2, 2023  
 Opp: 50.0 by San Jose State\* (W, 43-27), Nov. 12, 2022

**Lowest Third-Down Conversion Percentage Allowed**

11.1 vs. Fresno State\* (W, 33-18), Nov. 25, 2023  
 23.5 vs. Air Force\* (L, 3-13), Nov. 26, 2022  
 25.0 vs. Nevada\* (L, 0-6), Oct. 21, 2023  
 30.0 vs. Hawai'i\* (W, 16-14), Oct. 8, 2022  
 31.6 vs. Idaho State (W, 38-7), Sept. 10, 2022

**Highest Attendance**

34,046 vs. Arizona (L, 20-38), Sept. 3, 2022  
 33,073 vs. Hawai'i\* (W, 16-14), Oct. 8, 2022  
 32,017 vs. UCLA (L, 10-35), Sept. 9, 2023  
 28,854 vs. UNLV\* (W, 14-10), Nov. 5, 2022  
 28,406 vs. San Jose State\* (W, 43-27), Nov. 12, 2022

**Warmest Temperature (at Kickoff)**

100 vs. Arizona (L, 20-38), Sept. 3, 2022  
 86 vs. Toledo (W, 17-10), Sept. 24, 2022  
 85 vs. UCLA (L, 10-35), Sept. 9, 2023  
 83 vs. Ohio (W, 20-13), Aug. 26, 2023  
 83 vs. Idaho State (W, 38-7), Sept. 10, 2022

**Coldest Temperature (at Kickoff)**

55 vs. Fresno State\* (W, 33-18), Nov. 25, 2023  
 55 vs. San Jose State\* (W, 43-27), Nov. 12, 2022  
 59 vs. Air Force\* (L, 3-13), Nov. 26, 2022  
 65 vs. Boise State\* (L, 31-34), Sept. 22, 2023  
 67 vs. UNLV\* (W, 14-10), Nov. 5, 2022

**INDIVIDUAL SINGLE-GAME****Most Rushing Yards**

132, Jalen Mayden vs. Idaho State, Sept. 2, 2023  
 115, Jordan Byrd vs. Toledo, Sept. 24, 2022  
 96, Jalen Mayden vs. Fresno State\*, Nov. 25, 2023  
 96, Jaylon Armstead vs. Idaho State, Sept. 10, 2022  
 86, Lucky Sutton vs. Utah State\*, Nov. 4, 2023  
 Opp: 205, Ashton Jeanty, Boise State\*, Sept. 22, 2023

**Most Rushing Attempts**

16, Jalen Mayden vs. Boise State\*, Sept. 22, 2023  
 16, Jordan Byrd vs. Toledo, Sept. 24, 2022  
 15, Jaylon Armstead vs. Fresno State\*, Nov. 25, 2023  
 15, Jaylon Armstead vs. San Jose State\*, Nov. 12, 2022  
 14, Jalen Mayden vs. Fresno State\*, Nov. 25, 2023  
 14, Jalen Mayden vs. Nevada\*, Oct. 21, 2023  
 14, Jaylon Armstead vs. UNLV\*, Nov. 5, 2022  
 Opp: 35, Brad Roberts, Air Force\*, Nov. 26, 2022

**Most Rushing Touchdowns**

2, Jaylon Armstead vs. Boise State\*, Sept. 22, 2023  
 2, Jalen Mayden vs. Idaho State, Sept. 2, 2023  
 2, Jordan Byrd vs. Toledo, Sept. 24, 2022  
 1, 9 times, last Jaylon Armstead vs. Fresno State\*, Nov. 25, 2023  
 Opp: 2, Ashton Jeanty, Boise State\*, Sept. 22, 2023

**Longest Rush**

70t, Jalen Mayden vs. Fresno State\*, Nov. 25, 2023  
 62, Lucky Sutton vs. Utah State\*, Nov. 4, 2023  
 61, Jaylon Armstead vs. Idaho State, Sept. 10, 2022  
 56t, Jalen Mayden vs. Idaho State, Sept. 2, 2023  
 53t, Jordan Byrd vs. Idaho State, Sept. 10, 2022  
 Opp: 63t, Brad Roberts, Air Force\*, Nov. 26, 2022

**Most Passing Yards**

322, Jalen Mayden vs. Hawai'i\*, Oct. 8, 2022  
 268, Jalen Mayden vs. San Jose State\*, Nov. 12, 2022  
 265, Jalen Mayden vs. Utah State\*, Nov. 4, 2023  
 241, Jalen Mayden vs. Boise State\*, Sept. 22, 2023  
 216, Jalen Mayden vs. UNLV\*, Nov. 5, 2022  
 Opp: 299, Jayden de Laura, Arizona, Sept. 3, 2022

**Most Passing Attempts**

39, Jalen Mayden vs. Utah State\*, Nov. 4, 2023  
 37, Jalen Mayden vs. UCLA, Sept. 9, 2023  
 36, Jalen Mayden vs. Hawai'i\*, Oct. 8, 2022  
 31, Jalen Mayden vs. Air Force\*, Nov. 26, 2022  
 31, Jalen Mayden vs. UNLV\*, Nov. 5, 2022  
 Opp: 42, CJ Harris, Ohio, Aug. 26, 2023

**Most Passing Completions**

25, Jalen Mayden vs. Utah State\*, Nov. 4, 2023  
 24, Jalen Mayden vs. Hawai'i\*, Oct. 8, 2022  
 19, Jalen Mayden vs. UCLA, Sept. 9, 2023  
 19, Jalen Mayden vs. UNLV\*, Nov. 5, 2022  
 17, Jalen Mayden vs. Fresno State\*, Nov. 25, 2023  
 17, Jalen Mayden vs. Ohio, Aug. 26, 2023  
 17, Jalen Mayden vs. San Jose State\*, Nov. 12, 2022  
 Opp: 22, Jayden de Laura, Arizona, Sept. 3, 2022

**Highest Pass Efficiency Rating (min. 12 att.)**

215.51, Jalen Mayden vs. San Jose State\*, Nov. 12, 2022  
 179.75, Jalen Mayden vs. Boise State\*, Sept. 22, 2023  
 150.97, Jalen Mayden vs. Hawai'i\*, Oct. 8, 2022  
 141.44, Jalen Mayden vs. Utah State\*, Nov. 4, 2023  
 139.14, Jalen Mayden vs. Fresno State\*, Nov. 25, 2023  
 Opp: 210.85, Cooper Legas, Utah State\*, Nov. 4, 2023

**Most Passing Touchdowns**

3, Jalen Mayden vs. Utah State\*, Nov. 4, 2023  
 3, Jalen Mayden vs. San Jose State\*, Nov. 12, 2022  
 2, Jalen Mayden vs. Ohio, Aug. 26, 2023  
 2, Jalen Mayden vs. UNLV\*, Nov. 5, 2022  
 1, six times, last Jalen Mayden vs. Fresno State\*, Nov. 25, 2023  
 Opp: 4, Jayden de Laura, Arizona, Sept. 3, 2022

**Longest Pass**

66t, Jalen Mayden vs. San Jose State\*, Nov. 12, 2022  
 42, Jalen Mayden vs. Hawai'i\*, Oct. 8, 2022  
 41, Jalen Mayden vs. Hawai'i\*, Oct. 8, 2022  
 40, Jalen Mayden vs. Air Force\*, Nov. 26, 2022  
 37, Jalen Mayden vs. Boise State\*, Sept. 22, 2023  
 Opp: 81t, Dante Moore, UCLA, Sept. 9, 2023

**Most Receptions**

8, Kenan Christon vs. Utah State\*, Nov. 4, 2023  
 8, Tyrell Shavers vs. Hawai'i\*, Oct. 8, 2022  
 6, Jesse Matthews vs. Hawai'i\*, Oct. 8, 2022  
 5, eight times, last Mark Redman vs. Utah State\*, Nov. 4, 2023  
 Opp: 10, Sam Wiglusz, Ohio, Aug. 26, 2023

**Most Receiving Yards**

149, Tyrell Shavers vs. Hawai'i\*, Oct. 8, 2022  
 117, Baylin Brooks vs. Boise State\*, Sept. 22, 2023  
 111, Tyrell Shavers vs. San Jose State\*, Nov. 12, 2022  
 97, Brionne Penny vs. Boise State\*, Sept. 22, 2023  
 84, Jesse Matthews vs. UNLV\*, Nov. 5, 2022  
 Opp: 152, Jacob Cowing, Arizona, Sept. 3, 2022

**Most Receiving Touchdowns**

2, Mark Redman vs. Ohio, Aug. 26, 2023  
 1, 14 times, last Leo Kemp vs. Fresno State\*, Nov. 25, 2023  
 Opp: 3, Jacob Cowing, Arizona, Sept. 3, 2022

**Longest Reception**

66t, Tyrell Shavers vs. San Jose State\*, Nov. 12, 2022  
 42, Tyrell Shavers vs. Hawai'i\*, Oct. 8, 2022  
 41, Tyrell Shavers vs. Hawai'i\*, Oct. 8, 2022  
 40, Brionne Penny vs. Air Force\*, Nov. 26, 2022  
 37, Baylin Brooks vs. Boise State\*, Sept. 22, 2023  
 Opp: 81t, Josiah Norwood, UCLA, Sept. 9, 2023

**Most Total Offense Yards**

331, Jalen Mayden vs. Hawai'i\*, Oct. 8, 2022  
 329, Jalen Mayden vs. San Jose State\*, Nov. 12, 2022  
 326, Jalen Mayden vs. Boise State\*, Sept. 22, 2023  
 285, Jalen Mayden vs. Fresno State\*, Nov. 25, 2023  
 260, Jalen Mayden vs. Utah State\*, Nov. 4, 2023  
 Opp: 299, Jayden de Laura, Arizona, Sept. 3, 2022

**Most All-Purpose Yards**

169, Jordan Byrd vs. Idaho State, Sept. 10, 2022  
 163, Jordan Byrd vs. Toledo, Sept. 24, 2022  
 152, Kenan Christon vs. Boise State\*, Sept. 22, 2023  
 149, Tyrell Shavers vs. Hawai'i\*, Oct. 8, 2022  
 135, Jordan Byrd vs. San Jose State\*, Nov. 12, 2022  
 Opp: 254, Ashton Jeanty, Boise State\*, Sept. 22, 2023

**Most Points**

12, Jaylon Armstead vs. Boise State\*, Sept. 22, 2023  
 12, Jalen Mayden vs. Idaho State, Sept. 2, 2023  
 12, Mark Redman vs. Ohio, Aug. 26, 2023  
 12, Jordan Byrd vs. Toledo, Sept. 24, 2022  
 12, Jordan Byrd vs. Arizona, Sept. 3, 2022  
 Opp: 18, Jacob Cowing, Arizona, Sept. 3, 2022

**Most Touchdowns**

2, Jaylon Armstead vs. Boise State\*, Sept. 22, 2023  
 2, Jalen Mayden vs. Idaho State, Sept. 2, 2023  
 2, Mark Redman vs. Ohio, Aug. 26, 2023  
 2, Jordan Byrd vs. Toledo, Sept. 24, 2022  
 2, Jordan Byrd vs. Arizona, Sept. 3, 2022  
 Opp: 3, Jacob Cowing, Arizona, Sept. 3, 2022

**Most Tackles**

- 13, Cody Moon vs. Utah State\*, Nov. 4, 2023
- 12, Zyrus Fiaseu vs. UCLA, Sept. 9, 2023
- 12, Cody Moon vs. Ohio, Aug. 26, 2023
- 12, Michael Shawcroft vs. Air Force\*, Nov. 26, 2022
- 12, Jonah Tavai vs. Air Force\*, Nov. 26, 2022

Opp: 13, three times, last Malachi Langley, Fresno State\*, Nov. 25, 2023

**Most Tackles For Loss**

- 3.0, Zyrus Fiaseu vs. Utah State\*, Nov. 4, 2023
- 3.0, Jonah Tavai vs. San Jose State\*, Nov. 12, 2022
- 2.5, Eric Butler vs. Boise State\*, Sept. 22, 2023
- 2.5, Caden McDonald vs. Idaho State, Sept. 10, 2022
- 2.0, 10 times, last Tupu Alualu vs. Utah State\*, Nov. 4, 2023

Opp: 4.5, Jalen Dixon, UNLV\*, Nov. 5, 2022

**Most Sacks**

- 3.0, Zyrus Fiaseu vs. Utah State\*, Nov. 4, 2023
- 3.0, Jonah Tavai vs. San Jose State\*, Nov. 12, 2022
- 1.5, Tupu Alualu vs. Idaho State, Sept. 2, 2023
- 1.0, 21 times

Opp: Two tied at 2.0

**Most Interceptions**

- 1, 14 times, last Marcus Ratcliffe vs. Fresno State\*, Nov. 25, 2023

Opp: 2, Alex Johnson, UCLA, Sept. 9, 2023

**Most Field Goals**

- 4, Jack Browning vs. Fresno State\*, Nov. 25, 2023
- 3, Jack Browning vs. Hawai'i\*, Oct. 8, 2022
- 2, Jack Browning vs. Ohio, Aug. 26, 2023
- 2, Jack Browning vs. Idaho State, Sept. 2, 2023
- 2, Jack Browning vs. San Jose State\*, Nov. 12, 2022
- 2, Jack Browning vs. Arizona, Sept. 3, 2022

Opp: 2, five times, last Brandon Talton, Nevada\*, Oct. 21, 2023

**Longest Field Goal**

- 50, Jack Browning vs. Toledo, Sept. 24, 2022
- 49, Jack Browning vs. Ohio, Aug. 26, 2023
- 45, Jack Browning vs. Hawai'i\*, Oct. 8, 2022
- 44, Jack Browning vs. UCLA, Sept. 9, 2023
- 44, Jack Browning vs. Arizona, Sept. 3, 2022

Opp: 43, Dylan Lynch, Fresno State\*, Nov. 25, 2023

**Most Punts**

- 9, Jack Browning vs. Toledo, Sept. 24, 2022
- 7, Jack Browning vs. UCLA, Sept. 9, 2023
- 6, Jack Browning vs. Utah State\*, Nov. 4, 2023
- 6, Jack Browning vs. Nevada\*, Oct. 21, 2023
- 6, Jack Browning vs. Air Force\*, Nov. 26, 2022
- 6, Jack Browning vs. UNLV\*, Nov. 5, 2022
- 6, Jack Browning vs. Idaho State, Sept. 10, 2022

Opp: 11, Ian Hershey, Idaho State, Sept. 10, 2022

**Highest Punt Average (min. 3 punts)**

- 56.3, Jack Browning vs. Ohio, Aug. 26, 2023
- 50.2, Jack Browning vs. UNLV\*, Nov. 5, 2022
- 47.5, Jack Browning vs. Utah State\*, Nov. 4, 2023
- 47.5, Jack Browning vs. Idaho State, Sept. 10, 2022
- 46.0, Jack Browning vs. Air Force\*, Nov. 26, 2022

Opp: 50.8, James Ferguson-Reynolds, Boise State\*, Sept. 22, 2023

**Longest Punt**

- 65, Jack Browning vs. Utah State\*, Nov. 4, 2023
- 61, Jack Browning vs. UNLV\*, Nov. 5, 2022
- 60, Jack Browning vs. Ohio, Aug. 26, 2023
- 59, Jack Browning vs. Idaho State, Sept. 10, 2022
- 58, Jack Browning, four times, last vs. Utah State\*, Nov. 4, 2023

Opp: 67, James Ferguson-Reynolds, Boise State\*, Sept. 22, 2023

**Most Kick Returns**

- 3, Kenan Christon vs. Boise State\*, Sept. 22, 2023
- 3, Jordan Byrd vs. Air Force\*, Nov. 26, 2022
- 3, Jordan Byrd vs. Arizona, Sept. 3, 2022
- 2, Kenan Christon vs. Fresno State\*, Nov. 25, 2023
- 2, Sheldon Canley vs. Utah State\*, Nov. 4, 2023
- 2, Kenan Christon vs. UCLA, Sept. 9, 2023
- 2, Martin Blake vs. Ohio, Aug. 26, 2023
- 2, Jordan Byrd vs. San Jose State\*, Nov. 12, 2022
- 2, Jordan Byrd vs. Toledo, Sept. 24, 2022

Opp: 6, Malik Sherrod, Fresno State\*, Nov. 25, 2023

**Most Kick Return Yards**

- 112, Jordan Byrd vs. San Jose State\*, Nov. 12, 2022
- 104, Kenan Christon vs. Boise State\*, Sept. 22, 2023
- 64, Jordan Byrd vs. Arizona, Sept. 3, 2022
- 61, Jordan Byrd vs. Air Force\*, Nov. 26, 2022
- 45, Jordan Byrd vs. Toledo, Sept. 24, 2022

Opp: 130, Malik Sherrod, Fresno State\*, Nov. 25, 2023

**Highest Kick Return Average (min. 2 KR)**

- 56.0, Jordan Byrd vs. San Jose State\*, Nov. 12, 2022
- 34.7, Kenan Christon vs. Boise State\*, Sept. 22, 2023
- 22.5, Jordan Byrd vs. Toledo, Sept. 24, 2022
- 22.0, Martin Blake vs. Ohio, Aug. 26, 2023
- 21.3, Jordan Byrd vs. Arizona, Sept. 3, 2022

Opp: 30.3, Chedon James, Idaho State, Sept. 2, 2023

**Longest Kick Return**

- 95, Jordan Byrd vs. San Jose State\*, Nov. 12, 2022
- 71, Kenan Christon vs. Boise State\*, Sept. 22, 2023
- 37, Jack Browning vs. Air Force\*, Nov. 26, 2022
- 36, Jordan Byrd vs. Idaho State, Sept. 10, 2022
- 35, Martin Blake vs. Idaho State, Sept. 2, 2023

Opp: 49, Kaden Dudley, Boise State\*, Sept. 22, 2023

**Most Punt Returns**

- 4, Mekhi Shaw vs. Utah State\*, Nov. 4, 2023
- 3, Jordan Byrd vs. UNLV\*, Nov. 5, 2022
- 3, Jordan Byrd vs. Idaho State, Sept. 10, 2022
- 2, Mekhi Shaw vs. Nevada\*, Oct. 21, 2023
- 2, Cam Davis vs. Boise State\*, Sept. 22, 2023
- 2, Mekhi Shaw vs. UCLA, Sept. 9, 2023
- 2, Mekhi Shaw vs. Idaho State, Sept. 2, 2023
- 2, Jordan Byrd vs. Air Force\*, Nov. 26, 2022
- 2, Mekhi Shaw vs. Idaho State, Sept. 10, 2022

Opp: 3, three times, last Logan Loya, UCLA, Sept. 9, 2023

**Most Punt Return Yards**

- 75, Jordan Byrd vs. Idaho State, Sept. 10, 2022
- 36, Dez Malone vs. Boise State\*, Sept. 22, 2023
- 30, Mekhi Shaw vs. Utah State\*, Nov. 4, 2023
- 25, Cam Davis vs. Boise State\*, Sept. 22, 2023
- 22, Jordan Byrd vs. Arizona, Sept. 3, 2022

Opp: 23, Dorian Singer, Arizona, Sept. 3, 2022

**Highest Punt Return Average (min. 2 PR)**

- 25.0, Jordan Byrd vs. Idaho State, Sept. 10, 2022
- 12.5, Cam Davis vs. Boise State\*, Sept. 22, 2023
- 8.5, Mekhi Shaw vs. Idaho State, Sept. 2, 2023
- 7.5, Mekhi Shaw vs. Utah State\*, Nov. 4, 2023
- 7.5, Mekhi Shaw vs. UCLA, Sept. 9, 2023

Opp: 12.0, Adam Beale, Toledo, Sept. 24, 2022

**Longest Punt Return**

- 66, Jordan Byrd vs. Idaho State, Sept. 10, 2022
- 36, Dez Malone vs. Boise State\*, Sept. 22, 2023
- 22, Jordan Byrd vs. Arizona, Sept. 3, 2022
- 21, Cam Davis vs. Boise State\*, Sept. 22, 2023
- 15, Mekhi Shaw vs. UCLA, Sept. 9, 2023

Opp: 16, Dorian Singer, Arizona, Sept. 3, 2022