

# SAN DIEGO STATE BASKETBALL

15 NCAA Tournament Appearances (8 times in last 12 years) • Record 14-Time Mountain West Conference Champion

Contacts: Mike May, Senior Associate AD of Communications and Media Relations (e-mail: mmay@sdsu.edu) • Richard Stern, Assistant Media Relations Director (e-mail: rstern@sdsu.edu)

## LIVE COVERAGE

**TV/Stream:** CBS Sports Network

Dave Ryan (play-by-play)  
Bob Wenzel (analyst)  
Deb Boucay (producer)



**Aztec Radio Network:** 101.5 KGB | XTRA 1360

(pregame starts at 12:30 p.m. PT)

Ted Letiner (play-by-play)  
Jon Schaeffer (pre-half-post)



**Live Stats:** GoAztecs.com



## SCHEDULE / RESULTS

**Record:** 12-6 | **Home:** 9-1, **Away:** 1-4, **Neutral:** 2-1

**MW Record:** 4-3 | **Home:** 3-1, **Away:** 1-2

Date	SDSU Opp.	Opponent (TV/Stream)	Time/Results
N.9	rv/--	UC RIVERSIDE (YurView)	W, 66-53
N.12	rv/-- rv/--	at Brigham Young (BYUtv)	L, 60-66
N.18		ARIZONA STATE (CBSSN)	W, 65-63
N.20		UT ARLINGTON (YurView)	W, 68-62
N.25		^vs. Georgetown (ESPN2)	W, 73-56
N.26	24/25	^vs. Southern California (ESPN2)	L, 43-58
N.30		LONG BEACH STATE (Stadium)	W, 72-47
D.4	24/24	at Michigan (CBS)	L, 58-72
D.8		CAL STATE FULLERTON (YurView)	W, 66-56
D.17	--/rv	#vs. Saint Mary's (FloSports)	W, 63-53
D.22		UC SAN DIEGO (Stadium)	W, 78-57
D.28		SAN DIEGO CHRISTIAN (YurView)	Canceled
J.1		*at UNLV (CBS)	W, 66-55
J.8	20/19	*COLORADO STATE (CBS)	W, 79-49
J.15	rv/--	*at New Mexico (CBSSN)	Postponed
J.22	rv/rv --/rv	*BOISE STATE (CBSSN)	L, 37-42
J.24		*UNLV (CBSSN)	W, 80-55
J.26		*at Utah State (FS1)	L, 57-75
J.31		*NEW MEXICO (FS1)	W, 72-47
F.4	rv/rv	*at Colorado State (FS1)	L, 57-58
F.6		*Nevada (CBSSN)	1 p.m. PT
F.9		*at San Jose State (CBSSN)	8 p.m. PT
F.12		*AIR FORCE (CBSSN)	5 p.m. PT
F.15		*UTAH STATE (CBSSN)	7 p.m. PT
F.19		*at Fresno State (CBSSN)	7 p.m. PT
F.22		*at Boise State (CBSSN)	8 p.m. MT
F.25		*SAN JOSE STATE (FS1)	8 p.m. PT
F.28		*at Wyoming (CBSSN)	7 p.m. MT
M.3		*FRESNO STATE (CBSSN)	8 p.m. PT
M.5		*at Nevada (CBSSN)	7:30 p.m. PT
M.9		+MWT First Round (MWN)	TBA
M.10		+MWT Quarterfinal (CBSSN)	TBA
M.11		+MWT Semifinal (CBSSN)	TBA
M.12		+MWT Championship (CBS)	TBA

^ - Paycom Wooden Legacy (Anaheim, Calif.)

# - Jerry Colangelo Classic (Phoenix, Ariz.)

\* - Mountain West Game. + - MW Tournament (Thomas & Mack Center, Las Vegas Nev.)

## GAME 19

**SAN DIEGO STATE AZTECS** (12-6, 4-3 MW) vs. **NEVADA WOLF PACK** (9-11, 3-6 MW)

Sun., Feb. 6 • 1:05 p.m. PT / possible 5 minute slide • Steve Fisher Court at Viejas Arena • San Diego, Calif.



**SAN DIEGO STATE**

Head Coach: Brian Dutcher  
Career Record: 108-37 (5th season)  
Record at San Diego State: Same  
Record vs. Nevada: 9-2



**NEVADA**

Head Coach: Steve Alford  
Career Record: 553-302 (27th season)  
Record at Nevada: 44-33 (3rd season)  
Record vs. SDSU: 7-13

## OFF THE TOP (through games of Friday, Feb. 4)

- The two teams that have claimed at least a share of the Mountain West Conference regular season title in each of the last eight seasons meet for the first time Sunday in Viejas Arena when Nevada (regular-season champions in 2016-17, 2017-18 and 2018-19) play San Diego State (regular-season champions in 2013-14, 2014-15 (co), 2015-16, 2019-20 and 2020-21).
- SDSU has won six straight games against Nevada and leads the overall series, 22-6. The Aztecs have won nine straight at Viejas Arena against the Wolf Pack, with Nevada's lone victory in the building coming on Nov. 14, 1998 (76-71 in overtime), when Nevada was a member of the WAC and prior to Brian Dutcher and Steve Fisher's arrival on campus.
- Last season, the Aztecs won all three meetings with the Wolf Pack by a combined total of 14 points. SDSU defeated Nevada twice in San Diego, 65-60 on Jan. 7 and 69-67 on Jan. 9, and 77-70 in the semifinal round of the MWC tournament in Las Vegas (Mar. 12).
- The Aztecs are 13-1 in their last 14 games immediately following a loss, and in situations where a loss is followed immediately by a home game, San Diego State has won 20 consecutive contests.
- Since Jan. 1, 2019, the Aztecs are 45-5 at home (90.0 percent), tied for the nation's 11th-best record and tops in the Mountain West Conference during that span.
- At tipoff Sunday, San Diego State will be 41 hours removed from a heartbreaking, 58-57, setback at Colorado State. The Aztecs trailed by 20 points with 10:15 remaining but used a 13-0 run capped by a **Lamont Butler** three-point field goal to give SDSU a 58-57 advantage with 14 seconds remaining. That was SDSU's only lead of the game. David Roddy's jumper with :09 left put CSU on top and Matt Bradley was unable to convert on his subsequent drive (that drew a lot of contact) as time expired.
- On a night when offense was at a premium, senior guard **Matt Bradley** was nothing short of sensational. He tied a season-high with a game-high 27 points, including 18 points after intermission. He was 4-for-7 from three-point range, had four rebounds and drew six fouls on CSU in the contest.
- Although SDSU struggled from the floor, the defense was again put on a clinic. The Aztecs held Colorado State to 58 points, its lowest in a home game since Dec. 13, 2019. In addition, SDSU held the Rams to 40.8 percent field goal shooting, 5-of-19 from three-point range (26.3 percent), outrebounded CSU by a margin of 12 (43-31) and forced 15 turnovers.
- In two of San Diego State's three conference losses, the Aztecs have held a lead inside the final 64 seconds of the game (vs. Boise and at Colorado State). By contrast, three of San Diego State's four conference victories have come by at least 25 points (Colorado State, UNLV and New Mexico).
- That is one reason that in conference play, the two-time defending outright Mountain West Conference champions own the league's best scoring margin in conference play (see chart at bottom of page 1).
- In all, beginning last Friday, San Diego State is scheduled to play 11 times (five at home, six away) in the next 30 days (Feb. 4 - Mar. 5).
- Since Dec. 8, San Diego State is 7-2 and is 1st nationally in fewest points allowed (54.7), opponent field goal percentage (35.6), opponent two-point field goal percentage (39.7). The Aztecs are 2nd in opponent effective field goal percentage (41.8).

## SERIES INFORMATION

Series: San Diego State leads, 22-6 / SDSU won 6 strl.  
Home (Viejas Arena).....11-1 (9-1)  
Away (Lawlor Events Center).....6-5 (5-4)  
Neutral (Thomas & Mack Center).....5-0 (4-0)  
SDSU as Top 25 Team.....3-0 (H: 1-0, A: 1-0, N: 1-0)  
vs. Top 25 Nevada Team..4-2 (H: 2-0, A: 0-2, N: 2-0)  
MWC Era (SDSU).....San Diego State leads, 15-3  
Dutcher vs. Nevada.....9-2 (H: 5-0, A: 1-2, N: 3-0)

## CHAMPIONS

Below is a look at the Mountain West Conference regular season champion from the past eight seasons.

Season	Champion (Record)
2020-21	San Diego State (14-3)
2019-20	San Diego State (17-1)
2018-19	Nevada (15-3)
2017-18	Nevada (15-3)
2016-17	Nevada (14-4)
2015-16	San Diego State (16-2)
2014-15	San Diego State / Boise State (14-4)
2013-14	San Diego State (16-2)

## WHO IS THE BEST?

Below is a look at the 2021-22 Mountain West Conference leaders in league scoring margin.

Rk.	Team	W	L	Mar.
1.	San Diego State	4	3	+9.0
2.	Utah State	5	5	+7.4
3.	Fresno State	6	3	+7.2
4.	Boise State	8	1	+5.3
5.	Wyoming	7	1	+5.1
6.	UNLV	5	4	+4.8
7.	Colorado State	7	3	+3.7
8.	Air Force	3	6	-5.7
9.	New Mexico	1	8	-7.9
10.	Nevada	3	6	-8.1
11.	San Jose State	0	9	-19.6

## BEST OF THE BEST

Below is a look at the best record since the start of the 2019-20 campaign.

Rk.	Team	W	L	Pct.
1.	Gonzaga	80	5	.941
2.	Baylor	73	9	.890
3.	San Diego State	65	13	.833
	Houston	70	14	.833
5.	Kansas	67	15	.817
6.	Belmont	70	16	.814
7.	Liberty	69	17	.802
8.	Stephen F. Austin	58	16	.784
9.	Vermont	53	16	.768
10.	Southern California	66	20	.767

# San Diego State Aztecs

2021-22 Record: 12-6 (H: 9-1; A: 1-4; N: 2-1); 4-3 MW  
14-Time MW Champions, 13 Postseason Berths in Last 15 Years

- SDSU has won at least 19 games in 16 straight seasons.
- SDSU has advanced to the postseason in 13 of the last 15 seasons in which a champions was crowned (2006 NCAA, 2007-09 NIT, 2010-15 NCAA, 2016 NIT, 2018 NCAA, 2021 NCAA).
- SDSU is 29-1 last 30x when outrebounding its opp.
- SDSU is 25-1 last 26x when leading at the half.
- SDSU is 64-2 last 66x it has had a higher FG pct.
- SDSU is T-3rd nationally in win percentage (83.3) since start of '19-20 season and 9th in win percentage (75.2) since start of the '09-10 season.
- Since its founding in 1999, no men's basketball program has won more Mountain West championships (regular-season and tournament) than San Diego State's 14.
- SDSU's 17 MW wins in 2019-20 are the most in MW history.

	PPG	RPG	APG	FG	3FG	FT	
<b>0</b> <b>Keshad Johnson</b> (KEY-shawd) Forward, 6-7, 210, Jr.-1L Oakland, Calif. (San Leandro HS)	2021-22 6.7 MW 7.1	5.0 6.3	1.1 0.7	.500 .439	1-18 0-8	.600 .14-21	MW Player of the Week (Jan. 3)... Scored in double figures in four of his last eight games (did it three times in his first 52 games)... 2nd career double-double w/ SH 14 pts., and 10 rebs. vs. UNM on Mon... CH 3 steals at CSU (Fri)... Last 8 gms.: 7.9 ppg, 6.4 rpg, 1.1 apg, 24-49 FGs (49.0)... 1 of 3 players to start all 18 gms. this season (previous 42 games this season were all of the bench)... Rebound average per season: 1.7 fr.; 3.6 soph.; 6.4 jr.
<b>2</b> <b>Adam Seiko</b> (SAY-coe) Guard, 6-3, 210 Sr.-3L Boston, Mass. (Sierra Canyon HS (Calif.))	2021-22 5.3 MW 4.2	2.2 2.3	0.9 1.2	.415 .8-21	.400 5-16	6-8 6-8	Last 9 gms.: 6.6 ppg, 15-30 3FGs (50.0 pct.), 11 asts... 21 career gms. w/multiple treys (17-4), including 2 of last 3... Made 10 straight 3s from CSUF (12-8) to UCSD (12-22) ... Only 59 70s in 1,659 career mins. (1 TO every 28.1 minutes)... 76.4 pct of career FGs are threes (81-of-106)... Has a career 1.47:1 A/TO ratio... Competed for the Ugandan NT in AfroBasket 2021 this summer & avg 13.0 pts, 3.4 rebs, 2.5 asts.
<b>3</b> <b>Matt Bradley</b> Guard, 6-4, 220, Sr.-TR San Bernardino, Calif. (Wasatch Academy/Cal)	2021-22 16.6 MW 19.6	5.1 5.9	2.3 2.0	.447 .480	.360 .457	.811 .852	On Wooden, Naismith & Jerry West Award Watch Lists... MW Player of the Week (Jan. 10)... Last 4 gms.: 21.8 ppg, 5.3 rpg, 3.0 apg, 0.8 spg, 31-54 FG (57.4 pct.), 9-16 3FG (56.3 pct.)... Has a trey in seven of last eight games (19 total)... 41 rebounds in the last seven games (5.9 rpg)... 1,588 pts. in 100 career gms (1-of-12 players nationally to score at least 1,290 pts in the previous 3 yrs)... Career: 10+ point games: 86; 20+ point games: 29.
<b>4</b> <b>Trey Pulliam</b> (pull-EE-yum) Guard, 6-3, 180, Sr.-2L Bryan, Texas (Consolidated HS /Navarro College)	2021-22 8.3 MW 4.0	2.9 2.5	3.5 3.7	.387 .313	.343 2-9	.657 2-4	2020-21 HM All-MW... Has 14 double-digit scoring efforts in last 28 games after posting two in his first 49 games... 9 asts. in his last two games... Last 28 gms.: 9.1 ppg, 2.9 rpg, 3.8 apg, 1.5 spg... 4 rebs in each of his last two gms... Hit GW runner as time expired to lift SDSU past Nevada (1-9-21)... First SDSU GW shot at the buzzer since Jamaal Franklin (3-8-12)... Career 2.03 assist-to-turnover ratio.
<b>5</b> <b>Lamont Butler</b> Guard, 6-2, 200, So.-1L Moreno Valley, Calif. (Riverside Poly HS)	2021-22 9.2 MW 8.5	2.7 3.3	2.4 2.8	.417 .382	.429 7-18	18-24 2-2	Scored 8 or more points six of his last seven games... Last 9 gms.: 9.7 ppg, 2.9 rpg, 2.7 apg, 2.2 spg, 12-26 3FG (46.2 pct.)... Has multiple steals in six of last seven games (16 total)... 10 assists in his last three games (highest three-game total of the season)... 1st Aztec in the last 26 yrs w/ a perfect shooting night (6-of-6 FG & 3-of-3 3FG vs. Georgetown, 11-25-21) w/ those minimums.
<b>10</b> <b>Keith Dinwiddie Jr.</b> Guard, 6-0, 185, So.-SQ Los Angeles, Calif. (Fairfax Senior HS)	2021-22 2.8 2020-21 1.4	0.9 1.0	0.4 0.6	.286 2-14	.270 2-10	3-4 1-2	Has a trey in 11-of-23 appearances and multiple 3s in three of the last 10 games... No 10s in his last 5 gms. (43 mins.)... Has already played 180 mins. this season (played 44 of all of last season)... A class of 2020's top-50 shooting guards nationally (No. 47) by Rivals.com... As a senior earned co-POY for both the All-City Open Division & All-CIF LA City Section... As a junior, led team to LA City Section Open Div. title... No. 5 state & No. 22 nat'l ranking.
<b>11</b> <b>Demarshay Johnson Jr.</b> Forward, 6-9, 210, Fr.-HL Richmond, Calif. (Salesian College Prep)	2021-22 -	-	-	-	-	-	A three-star recruit according to Rivals and 247Sports, who also had him rated as the No. 27 center in the nation... Went 101-12 in high school, including a 37-0 mark in Tri-County Athletic League (TCAL) play... Won three TCAL championships and back-to-back (2017-18 & 2018-19) CIF North Coast Section Division III titles... As a sophomore earned honorable mention All-TCAL distinction as Salesian went 31-1, including 10-0 in league play.
<b>14</b> <b>Cade Alger</b> (AL-jer like Alger Hiss) Forward, 6-9, 190, So-SQ Ripon, Calif. (Ripon Christian HS/Seattle U)	2021-22 0.3 MW 0.7	0.2 0.3	0.0 0.0	1-6 1-3	0-3 0-1	- -	Has 15 career points in 14 career gms... Scored his first career points on a dunk and subsequent free throw at Air Force (1-22-21)... Non-scholarship forward who spent 2019-20 as a redshirt at Seattle U... As a HS sr. avgd. 18.0 pts, 13.2 rebs & 3.0 assists & finished with more than 1,000-career points... Named a first-team Front Row Preps All-Region and CalHSports.com All-State performer as well as D5 Scholar AoY following sr. campaign.
<b>20</b> <b>Chad Baker-Mazara</b> Guard, 6-7, 190, So.-TR Santo Domingo, D.R. (SPIRE Academy/Duquesne)	2021-22 5.4 MW 8.3	1.8 2.2	0.5 0.5	.397 .500	.355 7-16	19-23 7-10	Has 3 double-digit scoring gms. in his last 6 outings (no double-digit scoring gms. in his first 11 gms. w/SDSU)... Last 6 gms.: 8.3 ppg, 2.2 rpg, 1.7 spg, 1.0 bpg, 18-36 FG (50.0 pct.), 7-16 3FG (43.8 pct.)... Multiple steals in 3 of last 4 gms. (8 total)... Last season was 1-of-15 players nationally to avg. 15.6 pts, 4.7 rebs, 1.9 assists, 1.6 steals and 1.4 blocks per 40 minutes played, 1-of-4 to return this season and the only underclassman.
<b>22</b> <b>Tahirou Diabate</b> (tuh-HERO dee-ah-BOT-aye) Forward, 6-9, 225, Sr.-TR Bamako, Mali (Teikyo Nagaoka HS/Portland)	2021-22 2.1 MW 2.1	2.5 3.0	0.1 0.1	.364 6-17	0-1 -	6-10 3-4	Scored in five strt. gms. (longest strk. in SDSU career)... Has a blocked shot in six of the last nine games... Has a rebound in 11 strt. gms... Season averages per 40 minutes: 10.4 points, 12.2 rebounds and 2.4 blocked shots... Career totals: 701 points, 419 rebounds and 54.1 percent field goal shooter... Played in each of the last six games... Did not compete in 2020-21 after opting out of the season.
<b>23</b> <b>Joshua Tomaić</b> (toe-MY-itch) Forward, 6-9, 230, Sr.-1L Lanzarote, Spain (Canarias Academy/Maryland)	2021-22 2.4 MW 2.0	1.6 1.2	0.4 0.3	.333 3-12	6-20 2-6	10-15 4-4	Has 40 points this season (2.4), 12 have come in his last four gms. (3.0)... 27 rebounds this season (11 on the offensive glass)... Career totals: 251 points, 191 rebounds, 32 assists, 31 blocked shots, 20 steals, 1,032 minutes, 50.5 percent field goal shooting (93-of-184)... Last season, had more points (128) and rebs. (93) than the three previous combined 83 and 71, respectively... Had 17 assists last season (zero in 71 mins. in 2019-20).
<b>31</b> <b>Nathan Mensah</b> (MEN-suh) Forward, 6-10, 230, Sr.-3L Labadi, Accra, Ghana (Findlay Prep (Nev.))	2021-22 7.3 MW 5.9	7.2 5.4	0.7 0.7	.445 .347	1-3 -	.510 7-13	Had a block in CH 24 strt. gms (50 total blocks), snapped Sat. at CSU... No. 3 on SDSU career blocks list (141)... Had a 4-block, 5-steal gm. vs. UNM (Mon)... 1st Aztec to do that in the Dutcher/Fisher era... When he shoots at least 50.0 pct., SDSU is 44-12 (.800)... Recorded 5th double-double with CH 18 pts., 13 rebs. & CH 6 blks. vs. SMC (12-22-20)... Only SDSU player in last 25 seasons to have a game with 18-13-6 in those categories.
<b>33</b> <b>Aguek Arop</b> (ah-GWUK ah-ROPE) Forward, 6-6, 220, Sr.-3L Omaha, Neb. (Omaha South HS)	2021-22 3.7 MW 4.3	3.5 4.8	0.6 1.0	.463 10-21	2-7 0-3	8-19 6-13	Last 12 gms. played: 48 pts. (4.0 ppg), 19-42 (45.2 pct.) FGs, 48 rebs (23 off.) in 184 mins... This season, is averaging 10.2 pts. and 10.4 rebs. per 40 minutes played... 82-of-149 rebs since 2019-20 are on off. glass... Multiple offensive rebounds in 16 of the last 31 games he has played... Avg. 4.3 off. rebounds per 40 mins. last season... Has a 7-foot wingspan... Good mid-range game.

**HC** **Brian Dutcher**  
5th year Head Coach / 108-37  
23rd season at SDSU / 33rd seasons overall

- At least 21 victories in each of his first 4 seasons as HC.
- A member of all of SDSU's record 14 MW championships.
- Helped Michigan to 3 NCAA national championship game app. including the program's first national title in 1989.
- Only first year coach in the country to guide his team to the NCAA Tournament in 2017-18 season.
- His teams are 92-6 when owning a higher FG pct.
- His teams are 74-6 when the opponent shoots 40 pct. or less from the floor.
- His teams are 62-9 at home & 36-4 in its last 40 hm games

RED indicates probable starter, BLACK indicates reserve, GOLD indicates player is injured and is not expected to play. Shooting percentages are calculated once 25 attempts are made in a category.

## SCHEDULE/RESULTS

Date	Opponent (Television/Stream)	Note
N.3	ST. KATHERINE (exhibition)	W, 65-44 » SDSU is 3-0 vs. the Firebirds and have won 28 consecutive exhibition contest
N.9	UC RIVERSIDE (YurView)	W, 66-53 » San Diego State is 12-0 all-time; 8-0 in four matchups in Viejas and have an average margin of victory of 21.3 points in those games
N.12	at Brigham Young (BYUtv)	L, 60-66 » The Aztecs defeated the Cougars 76-71 in its previous game in Provo (11/9/19), but after this loss are just 4-30 all time at BYU
N.18	ARIZONA STATE (CBSSN)	W, 65-63 » ASU leads the series 18-12, incl. 2-1 in the last three in Viejas; the Aztecs won at ASU last season (80-68) when the Sun Devils were ranked No. 23
N.20	UT ARLINGTON (YurView)	W, 68-62 » This was the first meeting between these programs; SDSU is 3-3 at home against Sun Belt Conference teams
N.25	^vs. Georgetown (ESPN2)	W, 73-56 » San Diego State has evened the series, 1-1, and has won six straight vs. Big East opponents
N.26	^vs. (24/25) Southern Calif. (ESPN2)	L, 43-58 » USC leads the series 11-3, and snapped SDSU's two game winning streak against the Trojans
N.30	LONG BEACH STATE (Stadium)	W, 72-47 » The Aztecs have won 15 of the last 16 matchups, including the last seven straight; Overall SDSU has a 39-22 advantage in the all-time series
D.4	at (24/24) Michigan (CBS)	L, 58-72 » The Aztecs are 0-1 against Michigan; Coach Dutcher recruited Coach Howard to Michigan & was on the bench for the team's 1989 national title
D.8	CAL STATE FULLERTON (YurView)	W, 66-56 » San Diego State is 22-10 all-time against Cal State Fullerton; On its home floor, SDSU is 13-4 against the Titans
D.17	#vs. Saint Mary's (FloSports)	W, 63-53 » The Aztecs have won 7 of the 13 all-time meetings & improve to 2-2 on a neutral court following back-to-back win in the last two seasons
D.22	UC SAN DIEGO (Stadium)	W, 78-57 » SDSU improves 12-0 in the all-time series (all games played on the Aztecs home court); SDSU leads the series 1-0 as Division I opponents
D.28	SAN DIEGO CHRISTIAN (YurView)	Canceled » Aztecs are 9-0 vs. San Diego Christian; SDSU has outscored SDC 762-to-448 in the series, an average of 84.6-to-54.2 points per game.
J.1	*at UNLV (CBS)	W, 62-55 » Aztecs are 18-2 in last 20 vs. UNLV (any location); SDSU 12-1 in its last 13 games vs. UNLV at Thomas & Mack Center
J.8	*(20/19) COLORADO STATE (CBS)	W, 79-49 » SDSU's 30-pt win is its largest margin of victory against a top-25 opponent in program history. 19-4 vs. Colorado State all-time in Viejas Arena
J.15	*at New Mexico (CBSSN)	Postponed » The 28-point win (85-57 on 1-29-20) in its last game at New Mexico is SDSU's largest in The Pit in 42 all-time games (12-30 record at UNM)
J.22	*BOISE STATE (CBSSN)	L, 37-42 » San Diego State is 7-3 all-time at home against the Broncos & has won the last five of the last six at Viejas Arena
J.24	*UNLV (CBSSN)	W, 80-55 » SDSU had gone 342 days without a loss & had a 26-game win streak snapped the last time UNLV was in Viejas (2-22-20). SDSU is 7-1 in the last 8 in VA
J.26	*at Utah State (FS1)	L, 57-75 » SDSU is 4-4 at USU in the MW era & last season handed SDSU back-to-back losses for the first time in 48 games (March 6 & 9, 2019)
J.31	*NEW MEXICO (FS1)	W, 72-47 » The Aztecs are the only team in the last 42 yrs to defeat New Mexico by 20 or more points in three consecutive games; 7-1 in last 8 vs. UNM at home
F.4	*at Colorado State (FS1)	L, 57-58 » SDSU is 11-5 in its last 16 at CSU. The 2 of the last 4 times CSU lost by double digits in Moby Arena, it has been at the hands of the Aztecs
F.6	*NEVADA (CBSSN)	1 p.m. PT » SDSU is 9-0 vs. Nevada at home in the MW era, including last year's series sweep, and is 11-1 all-time at home vs. the Wolf Pack
F.9	*at San Jose State (CBSSN)	8 p.m. PT » San Diego State's first game in San Jose since 2-2-19; Aztecs are 12-1 in the last 13 vs. SJSU including 5-1 on the Spartans court
F.12	*AIR FORCE (CBSSN)	5 p.m. PT » SDSU is 33-6 vs. Air Force in games played in San Diego; Aztecs are 14-0 in Viejas against the Falcons since the 2005 season
F.15	*UTAH STATE (CBSSN)	7 p.m. PT » Aztecs overcame 10-pt. 2nd half deficit on 2-1-20; SDSU is 7-0 vs. Utah State at home since Aggies joined the league in '13-14
F.19	*at Fresno State (CBSSN)	7 p.m. PT » Dating back to 1941, SDSU is 24-33 in Fresno, but in the 12 games since the Save Mart Center opened the Aztecs are 8-4
F.22	*at Boise State (CBSSN)	8 p.m. MT » SDSU broke a three-game winless streak in Boise on 2-16-20, its last trip to at ExtraMile Arena, and is 4-5 all-time in Boise
F.25	*SAN JOSE STATE (FS1)	8 p.m. PT » The Aztecs are 30-8 all-time vs. SJSU at home and 12-1 in their last 13, including nine in a row
F.28	*at Wyoming (CBSSN)	7 p.m. MT » Will be the Aztecs' second game in Laramie since Dec. 27, 2017; 9-1 in last ten games vs. Cowboys regardless of location; Rescheduled from J.12
M.3	*FRESNO STATE (CBSSN)	8 p.m. PT » SDSU snapped a three game slide at home to Fresno State in 2019-20, but is 7-3 in last 10 contests vs. the Bulldogs at Viejas; Rescheduled from J.5
M.5	*at Nevada (CBSSN)	7:30 p.m. PT » In its last appearance in Reno (W, 83-76 on 2-29-20), SDSU snapped UNR's 20-game home MW winning streak; Aztecs are 6-5 all-time in Reno

### Mountain West Championship (Thomas & Mack Center; Las Vegas, Nev.)

M.9	First Round (MWN)	» The Aztecs will be in search of their seventh Mountain West tournament championship.
M.10	Quarterfinal (CBSSN)	» San Diego State has won tourney titles in 2002, 2006, 2010, 2011, 2018, and 2021.
M.11	Semifinal (CBSSN)	» SDSU is 37-16 all-time at the MW Championship, representing the best overall record in league history.
M.12	Championship (CBS)	» San Diego State has won a Mountain West-high 14 conference crowns (regular season, tournament).

^ - Payom Wooden Legacy, Anaheim Arena, Anaheim, Calif.; # - Jerry Colangelo Classic, Footprint Center, Phoenix, Ariz.; \* - Mountain West game. All times are local to the site. Games and times are subject to change.

- Once again this season San Diego State ranks among the nation's best in defense. The Aztecs are 3rd in field goal percentage defense (37.1), 4th in scoring defense (56.9), 5th in effective field goal percentage (42.4), 7th in two-point field goal percentage (42.0) and 17th in three-point field goal percentage defense (28.8). In addition, the Aztecs are 2nd in Kenpom adjusted defensive efficiency (84.4).
- SDSU head coach **Brian Dutcher** is in his fifth season as San Diego State's head coach and his 23rd season on the Aztec sidelines. In his four plus seasons as head coach, he has led the Aztecs to four conference titles, a 108-37 overall record and has already been named the national coach of the year and twice named Mountain West Conference Coach of the Year. Among first time head coaches who started in the 2017-18 season, Dutcher's 107 wins are the most and he is the only head coach in the group to reach triple-digit victories.

### IT STARTS WITH DEFENSE

The Aztecs' calling card is defense. Entering the Nevada game...

- San Diego State is No. 4 in effective field goal percentage defense according to KenPom.
- San Diego State is No. 2 in adjusted defensive efficiency according to KenPom.
- San Diego State is No. 7 in 2-point percentage defense according to KenPom.
- San Diego State is No. 18 in 3-point percentage defense according to KenPom.
- San Diego State's .371 field goal percentage defense is 3rd in the nation, leads the Mountain West and the Aztecs have held five of its last seven opponents to under .320 shooting from the floor and only four times this season, has allowed a better than .400 field goal percentage.
- San Diego State is ranked 4th nationally in scoring defense (56.9 ppg), leads the Mountain West and has held its opponents to 60 or fewer points 13 times in 18 times and has allowed more than 66 points just twice this season.
- San Diego State ranks 17th in the nation and No. 3 the Mountain West in 3-point field goal defense (.288) and held Long Beach State (11/30) without a three on 11 attempts.
- San Diego State ranks 24th nationally & 1st in the Mountain West in blocked shots per game (5.2).

## MEDIA RELATIONS

### MEDIA RELATIONS OFFICE

Fowler Athletics Center  
5302 55th Street, Suite 3014  
San Diego, CA 92182  
Office: 619.594.5547  
Fax: 619.582.6541

### MIKE MAY

#### Senior Associate A.D. of Communications and Media Relations

Coaching Staff Interviews  
E-Mail: [mmay@sdsu.edu](mailto:mmay@sdsu.edu)  
Office: 619.594.5547  
Cell: 619.957.8372

### RICHARD STERN

#### Assistant Media Relations Director

Student-Athlete Interviews  
E-Mail: [rstern@sdsu.edu](mailto:rstern@sdsu.edu)  
Office: 619.594.5548  
Cell: 408.318.8111

## SERIES VS. NEVADA

**Series:** San Diego State leads, 22-6 / SDSU won 6 str.

**Home** (Viejas Arena) ..... 11-1 (9-1)

**Away** (Lawlor Events Center) ..... 6-5 (5-4)

**Neutral** (Thomas & Mack Center) ..... 5-0 (4-0)

**SDSU as Top 25 Team**..... 3-0 (H: 1-0, A: 1-0, N: 1-0)

**vs. Top 25 Nevada Team**.. 4-2 (H: 2-0, A: 0-2, N: 2-0)

**MWC Era** ..... San Diego State leads, 15-3

**Dutcher vs. Nevada** ..... 9-2 (H: 5-0, A: 1-2, N: 3-0)

Date	SD	NV	Location	Score
D.14.56			Reno	W 80-72
D.15.56			Reno	W 74-64
D.29.61			San Diego (KI)	W 83-62
D.12.75			N-Salt Lake City (UT)	W 86-65
D.27.75			Reno	L 89-90
D.3.77			San Diego (SA)	W 113-88
N.14.98			San Diego (CA) (so)	ot-L 71-76
D.9.98			Reno	L 75-94
J.23.13			*Reno	W 78-57
F.23.13			*San Diego (VA) (d)	W 88-75
F.8.14			*San Diego (VA)	W 73-58
F.4.15			*Reno	W 65-63
M.7.15			*San Diego (VA)	W 67-43
J.26.16			*Reno	W 57-54
M.11.16			^N-Las Vegas (SF)	W 67-55
J.4.17			*Reno	L 69-72
F.12.17			*San Diego (VA) (d)	W 70-56
F.10.18	23		*Reno	L 58-83
M.3.18	21		*San Diego (VA)	W 79-74
M.9.18	22		^N-Las Vegas (SF)	W 90-73
F.20.19	6		*San Diego (VA) (d)	W 65-57
M.3.19	17		*Reno	L 53-81
M.9.19	14		^N-Las Vegas (SF)	W 65-56
J.18.20	7		*San Diego	W 68-55
F.29.20	5		*Reno	W 83-76
J.7.21			*San Diego (VA)	W 65-60
J.9.21			*San Diego (VA) (:00)	W 69-67
M.12.21	19		^N-Las Vegas (SF)	W 77-70

d - day; SA - Sports Arena; CA - Cox Arena, VA - Viejas Arena; KI - San Diego Kiwanis Christmas Tournament; UT - Utah Classic; SF - Semifinal; \* - conference game; ^ - conference tournament; 0:00 - Time remaining when winning shot was made in the final 10 seconds; The number under the team's initials is its AP ranking at game time.

## 500, 500, 100 CLUB

Among players who have competed for the Aztecs in the Dutcher/Fisher era, seven have scored at least 500 points, grabbed at least 500 rebounds and rejected at least 100 shots. (Listed by total blocks)

	Pts.	Rebs.	Blks.
Skylar Spencer (2013-16)	548	652	303
<b>Nathan Mensah (2019-Present)</b>	<b>639</b>	<b>575</b>	<b>141</b>
Malcolm Thomas (2010-11)	792	561	127
Malik Pope (2015-18)	1,111	636	113
Aerick Sanders (2001-04)	806	686	105
Billy White (2008-11)	1,294	614	102
Marcelo Correa (1997-01)	762	522	100

- San Diego State ranks 47th nationally and No. 1 in the Mountain West in steals per game (8.3).
- San Diego State's 93 total blocked shots are 55th in the nation & the second most in the Mountain West.

## KEYS TO VICTORY

- San Diego State is 11-1 this season when leading at the half. (SDSU is 157-20 (.887) in the last 177)
- San Diego State is 11-0 this season when leading with five minutes to play. (SDSU is 353-12 (.967) in the last 365)
- San Diego State 10-3 this season when scoring first. (SDSU is 193-51 (.791) in the last 244)
- San Diego State is 11-1 this season when it has outrebounded its opponent. (SDSU is 218-36 (.858) in the last 254)
- San Diego State is 11-1 this season when it shoots a higher field goal percentage. (SDSU is 254-16 (.941) in the last 270)
- San Diego State is 12-2 this season when it limits its opponent to a 40% or lower shooting percentage. (SDSU is 283-36 (.887) in the last 319)
- San Diego State is 9-3 this season when it holds its opponent to under 60 points. (SDSU is 70-5 (.933) in the last 75)
- San Diego State is 7-2 this season when it commits fewer turnovers than its opponent. (SDSU is 121-21 (.852) in the last 142)

## WHAT TO EXPECT ON SUNDAY

Following San Diego State's 57-58 loss at Colorado Stat (2/4), the Aztecs look to get back into the win column and the percentages certainly favor SDSU.

- The Aztecs are 13-1 in their last 14 games immediately following a loss.
- In situations where a loss is followed immediately by a home game, San Diego State has won 20 consecutive games.
- Since the start of the 2005-06 season, San Diego State has a 413-149 record (.735).
- Among those 149 defeats, San Diego State has suffered back-to-back losses on only 26 occasions.
- San Diego State, since the start of the 2005-06 season, has won 82.9 percent (122-of-148 games) of the time in games following a lo

## TIMES & BROADCAST PARTNERS REVEALED FOR WYOMING & FRESNO STATE GAMES

San Diego State's home game against Fresno State, scheduled for Thursday, March 3, will tip at 8 p.m. PT and the contest will be shown on CBS Sports Network, the Mountain West Conference announced Wednesday. In addition, the team's game at Wyoming on Feb. 28 will also be broadcast on CBS Sports Network and will tip at 7 p.m. MT.

The games were announced on Jan. 31, but start time and television plans for the contests were not available prior to today. The Fresno State game was originally scheduled for Jan. 5, and the Wyoming game on Jan. 12, but were postponed due to COVID-19-related concerns within each program.

The Aztecs improved to 12-5 and 4-2 in Mountain West Conference play with a 72-47 victory over New Mexico Monday night at Viejas Arena. Junior forward Keshad Johnson had a 14-point, 10 rebound double double for the Aztecs, who became the first team in the last 42 seasons to defeat the Lobos by 20 or more points in three consecutive games.

## AZTECS DON'T MISS A BEAT WITH DUTCHER

Brian Dutcher has been on The Mesa for 23 seasons, 18 of them as the top man on San Diego State Hall of Fame Head Coach Steve Fisher's bench. In that time, he experienced 384 victories, 10 Mountain West titles and helped the Aztecs to 13 postseason tournaments, including 10 NCAA appearances and a pair of Sweet 16 berths (2011, 2014).

- Since his ascension to the top job prior to the 2017-18 season, he has captured four Mountain West crowns and guided his team to the championship game in the league tournament each year.
- In his inaugural campaign, in 2017-18, he was the only first-year Division I head coach to guide his team to the NCAA Tournament.
- He is the only head coach in program history to win at least 20 games in each of his first four seasons.
- His 96 wins in his first four seasons are a program record for victories in a coach's first four campaigns.
- His 108 wins to date are the most of any first-time head coach who started at his current institution at the start of the 2017-18 season, and he is one of two in that group who has reached triple digit wins (also: Bob Richey, Furman).

## SWEET HOME CALIFORNIA

In the first 18 games of the campaign, from UC Riverside (11/9) to New Mexico (1/31), the Aztecs played 12 contests in the state of California. Here is how important that is:

- Since the start of the 2010-11 season, San Diego State is 194-35 (.847) in games played in the state of California.
- Since the start of the 2010-11 season, San Diego State is 165-23 (.878) in games played in Viejas Arena.

## HOME COURT ADVANTAGE

San Diego State has advanced to the NCAA tournament eight of the last 12 seasons in which a national championship has been crowned, and has an NIT national semifinalist appearance during that span as well. One reason for the success is that Viejas Arena is a very tough place for opponents. Since the start of the 2009-10 campaign, San Diego State has the seventh-highest winning percentage in the country, amassing a 179-24 home record, winning 88.2 percent of its home games during that span.

With the 2021-22 season underway, here are a few of the categories to keep an eye on:

- In its last 207 home games, San Diego State has compiled a 183-24 (.884) mark, including a 123-24 (.837) record against conference competition at Viejas Arena.
- Since the start of the 2012-13 campaign, the Aztecs are 135-20 (.871) at home, including a 74-11 (.871) record in conference home contests during that stretch.
- The Aztecs are 61-9 (.871) in their last 70 non-conference home games.

## MORE HOME COOKING

- San Diego State is 36-4 (.900) at home in its last 40 games, with an average scoring margin of +15.3 points. Of the 40 home games, 28 were decided in the Aztecs' favor by at least nine points.
- The Aztecs are 34-4 (.895) in their 38 Mountain West Conference home games since Jan. 24, 2018.
- San Diego State is 43-5 (.896) in its last 48 home games dating back to Jan. 1, 2019.
- The Aztecs 11-game non-conference home court win streak, snapped on Dec. 18, 2020, by Brigham Young, is the seventh-longest in school history and longest since a 13-game win streak from Dec. 16, 2000 to Nov. 23, 2002.

## STREAKS ON THE LINE FOR THE AZTECS ON SUNDAY

When the Aztecs play Nevada on Sunday here are the streaks that are on the line for SDSU:

- 20-game win streak in home games immediately following a loss.
- 9-game win streak against Nevada in Viejas Arena.
- 6-game win streak against Nevada, regardless of location.

## LAST TIME OUT

Colorado State 58, San Diego State 57

Feb. 4, 2022 | Moby Arena | Fort Collins, Colo. | Attn: 8,083

**FORT COLLINS, Colo.** - Lamont Butler hit a go-ahead 3-pointer with 14 seconds to play to give the San Diego State men's basketball team a 57-56 lead, but Colorado State answered five seconds later and defeated the Aztecs 58-57 on Friday night in Moby Arena.

The Aztecs (12-6, 4-3 MW) trailed by 20 points, 47-27 with 10:15 to play. But a 17-to-9 run over the next 10 minutes, led by 15 of Matt Bradley's game-high 27 points, trimmed the Colorado State advantage to just a bucket, 56-54 with 1:05 to play.

Butler, who finished 2-of-4 from the bonus distance and had eight points, then drained a three from the wing to give SDSU its first lead of the game, 57-65, with 14 seconds to go. Colorado State (17-3, 7-3 MW) came right back down the floor and got a David Roddy jumper in the lane with nine ticks left on the clock to regain the lead for the Rams.

On the ensuing possession, Bradley then got the ball on the right wing, drove to the bucket and appeared to get fouled on his shot attempt, but there was no whistle and Colorado State escaped losing its third game in a row with the one-point victory.

"Lamont hit a big three to take the lead," Aztec head coach Brian Dutcher said "Their last play, they fumbled the ball, and it went right to (David) Roddy. He had a little runner in the front (of the basket) and then I couldn't see the play at the end. Matt (Bradley) thought he was fouled. I don't know if he was or not. I'll look at the tape. I tried to take a timeout but that's probably what I would try to draw up anyway; a guard downhill to the basket through contact to try to win the game. We had Matt with the ball downhill in contact and we didn't get the call. So that's basketball."

The Aztecs dominated the boards 43-to-31 and had won 29 straight games in which it outrebounded its opponent before tonight. Aguek Arop led San Diego State and equaled his career high with eight rebounds. Nathan Mensah had seven, Keshad Johnson six, Butler finished with five and Bradley, Trey Pulliam and Tahirou Diabate grabbed four each.

Offensively the Aztecs suffered their second toughest shooting night of the season hitting 19-of-63 shots (30.2 percent) including just 6-of-28 in the first half (21.4 percent).

San Diego State has little time to dwell on this outcome. The Aztecs host the Nevada Wolf Pack on Sunday afternoon in a 1 p.m. PT tip at Steve Fisher Court at Viejas Arena.

## SERIES HISTORY VS. NEVADA

- This is the 29th meeting between the schools with San Diego State winning 22 of the previous 28 (22-6).
- San Diego State has won 9 of its last 10 games against Nevada.
- In games played in San Diego, the Aztecs are 11-1 vs. Nevada and have won nine straight.
- After Nevada joined the league in time for the 2012-13 campaign, the Aztecs won the first seven games by an average of 12.9 points.
- The Wolf Pack defeated SDSU for the first time as a member of the Mountain West on Jan. 4, 2017.
- In the history of the series, San Diego State won five of the first six meetings, dropped two of the next three get-togethers, won seven straight and then split the season series in 2016-17. SDSU has won seven of the eight encounters between the teams over the past three seasons.
- In games played in Reno, the Aztecs lead the Wolf Pack 6-5, but the Aztecs have been victorious just twice in its last five in the "Biggest Little City In America."
- The Aztecs are 4-0 against the Wolf Pack in the Mountain West Tournament, each time in the semifinal game. Most recently they faced off in 2018, 2019 & 2021 and SDSU beat Nevada by scores of 90-73, 65-56 and 77-70, respectively. The Wolf Pack were the No. 1 seed in both 2018 & 2019 and ranked No. 22 in 2018 and No. 14 in the country in 2019. The third meeting came in 2016 and ended in a 67-55 victory for the Aztecs.
- All-time series meetings against Nevada can be found in the column on page four.
- Career stats of current San Diego State student-athletes against the Wolf Pack are located below.

Player	Record	GP	GS	Min.	Avg.	FG-A	Pct.	3FG-A	Pct.	FTA	Pct.	OR	DR	TR	RPG	Ast.	TO	Blk.	Stl.	Pts.	PPG
Trey Pulliam	5-0	5	3	116	23.2	16-33	.485	1-6	.167	5-7	.714	1	13	14	2.8	10	5	0	4	38	7.6
Nathan Mensah	5-1	6	6	112	18.6	14-30	.467	0-0	.000	11-16	.688	10	14	24	4.0	5	7	5	3	39	6.5
Lamont Butler	3-0	3	0	28	9.3	3-6	.500	2-3	.336	5-7	.714	0	3	3	1.0	2	2	0	0	13	4.3
Aguek Arop	7-1	8	0	117	14.6	11-22	.500	1-3	.333	2-5	.400	8	12	20	2.5	4	3	4	3	25	3.1
Adam Seiko	7-1	8	2	126	15.8	5-15	.333	4-14	.286	4-4	1.000	1	7	8	1.0	3	9	0	2	18	2.3
Joshua Tomaic	3-0	3	0	39	13.0	1-7	.143	0-0	.000	0-2	.000	4	3	7	2.3	1	3	0	2	2	0.7
Keshad Johnson	2-0	2	0	10	5.0	0-1	.000	0-0	.000	1-2	.500	0	2	2	1.0	0	1	1	0	1	0.5
Jared Barnett	1-0	1	0	1	1.0	0-0	.000	0-0	.000	0-0	.000	0	0	0	0.0	0	1	0	0	0	0.0

## LAST TIME VS. NEVADA

San Diego State 77, Nevada 70

March 12, 2021 | Mountain West Tournament Semifinal Game | Thomas & Mack Center | Las Vegas, Nev. | Attn: 0

**LAS VEGAS** - Matt Mitchell had 24 points and eight rebounds to lead No. 19 San Diego State to a 77-70 victory over Nevada on Friday in the Mountain West Tournament semifinals.

The Aztecs (22-4) advanced to their fourth straight conference championship, and seventh in eight years. San Diego State will make its 14th appearance in the Mountain West title game, where it will play the winner of Friday's late game between Utah State and Colorado State.

"We found a way to make enough timely plays to get a win and get back into the championship game in the Mountain West," San Diego State coach Brian Dutcher said.

The Aztecs' 13-game winning streak is the third-longest current one, behind Gonzaga (26) and Prairie View (14).

Jordan Schakel scored 15 points, Trey Pulliam added 13 and Lamont Butler chipped in with 10 for the Aztecs.

Grant Sherfield scored 25 points for Nevada (16-10). Warren Washington finished with 19 points, while Desmond Cambridge, Jr. added 17 for the Wolf Pack.

## BEST HOME RECORDS

Below is a look at the best home records in the nation since the start of the 2009-10 campaign.

Rk.	Team	W	L	Pct.
1.	Kansas	201	12	.944
2.	Gonzaga	189	13	.936
3.	Kentucky	202	17	.922
4.	Belmont	155	15	.912
5.	Duke	191	19	.910
6.	South Dakota State	157	17	.902
7.	<b>San Diego State</b>	<b>179</b>	<b>24</b>	<b>.882</b>
8.	Stephen F. Austin	170	23	.881
9.	Murray State	168	24	.875
10.	New Mexico State	168	24	.875

## BEST OF THE BEST...OF THE BEST

Below is a look at the best records since the start of the 2009-10 campaign.

Rk.	Team	W	L	Pct.
1.	Gonzaga	384	61	.863
2.	Kansas	371	81	.821
3.	Duke	355	90	.798
4.	Kentucky	357	97	.786
5.	Wichita State	330	98	.771
6.	Saint Mary's	320	101	.760
7.	Villanova	328	104	.759
8.	Belmont	314	103	.753
9.	<b>San Diego State</b>	<b>321</b>	<b>106</b>	<b>.752</b>
10.	Arizona	320	111	.742

## BEST COMBINED FB & BB WINNING %

Below is a list of the top-10 combined Division I football & basketball winning percentages since the Fall of 2010 through Jan. 30, 2022.

	W	L	Pct.
Ohio State	416	138	.751
<b>San Diego State</b>	<b>401</b>	<b>144</b>	<b>.736</b>
Oregon	408	155	.725
Michigan State	398	158	.716
Wisconsin	397	162	.710
Cincinnati	382	157	.709
Duke	387	167	.699
Kentucky	393	171	.697
Michigan	382	171	.691
Louisville	377	171	.688

## ELITE LEADERS

Now in his fifth season, head coach Brian Dutcher has led the Aztecs to 107 wins, the most by any SDSU coach in his first four-plus campaigns in the 101 seasons of men's basketball on The Mesa.

Since the start of the 2017-18 season only two first time head coach who were hired that year, have amassed at least 100 victories:

1. Brian Dutcher, San Diego State (108)
2. Bob Richey, Furman (106)

## 2021-22 MW STANDINGS (through Feb. 4, 2022)

	Conference			Overall		
	W	L	Pct.	W	L	Pct
Boise State (rv/rv)	8	1	.889	17	5	.773
Wyoming (-/rv)	7	1	.875	18	3	.857
Colorado State (rv/rv)	7	3	.700	17	3	.850
Fresno State	6	3	.667	16	6	.727
<b>San Diego State</b>	<b>4</b>	<b>3</b>	<b>.571</b>	<b>12</b>	<b>6</b>	<b>.667</b>
UNLV	5	4	.556	13	9	.591
Utah State	5	5	.500	14	9	.609
Air Force	3	6	.333	10	10	.500
Nevada	3	6	.333	9	11	.450
New Mexico	1	8	.111	8	14	.364
San Jose State	0	9	.000	7	14	.333

## SERIES HISTORY VS. MOUNTAIN WEST

### vs. CURRENT MEMBERSHIP

vs. MW: 400-307 (H: 235-90, A: 131-197, N: 34-20)

Streak: L1 (last: F.4.22 at Colorado State)

School	All-Time	MWC	Streak
	W-L	W-L	
Air Force	61-24	31-14	Won 5
Boise State	17-8	16-8	Lost 1
Colorado State	47-43	35-16	Lost 1
Fresno State	66-56	12-8	Won 4
<b>Nevada</b>	<b>22-6</b>	<b>17-3</b>	<b>Won 6</b>
New Mexico	43-48	26-22	Won 3
San Jose State	43-35	13-1	Won 7
UNLV	40-37	36-20	Won 3
Utah State	14-9	14-6	Lost 1
Wyoming	47-41	29-17	Won 7
<b>TOTALS</b>	<b>400-307</b>	<b>229-115</b>	<b>Lost 1</b>

## 2021-22 MW PLAYERS OF THE WEEK

### Player of the Week

Nov. 15	Justin Bean, Sr., F, Utah State
Nov. 22	Justin Bean, Sr., F, Utah State
Nov. 29	A.J. Walker, Sr., G, Air Force
Dec. 6	Graham Ike, So., F, Wyoming
Dec. 13	David Roddy, Jr., F, Colorado State
Dec. 20	Grant Sherfield, Jr., G, Nevada
Dec. 27	Hunter Maldonado, Sr., G, Wyoming
Jan. 3	Keshad Johnson, Jr., F, San Diego State
Jan. 10	Matt Bradley, Sr., G, San Diego State
Jan. 17	Orlando Robinson, Jr., F, Fresno State
Jan. 24	Hunter Maldonado, Sr., G, Wyoming
Jan. 31	Bryce Hamilton, Sr., G, UNLV

### Freshman of the Week

Nov. 15	Alvaro Cardenas, G, San Jose State
Nov. 22	Ethan Taylor, G, Air Force
Nov. 29	Ethan Taylor, G, Air Force
Dec. 6	Ethan Taylor, G, Air Force
Dec. 13	Tyson Degenhart, F, Boise State
Dec. 20	Tyson Degenhart, F, Boise State
Dec. 27	Tyson Degenhart, F, Boise State
Jan. 3	Jake Heidbreder, G, Air Force
Jan. 10	MJ Amey Jr., G, San Jose State
Jan. 17	Ethan Taylor, G, Air Force
Jan. 24	Tyson Degenhart, F, Boise State
Jan. 31	Tyson Degenhart, F, Boise State

## STAY CONNECTED

- ▶ Athletics Website: [goaztecs.com](http://goaztecs.com)
- ▶ Twitter: @GoAztecs / @Aztec\_MBB
- ▶ Facebook: [facebook.com/goaztecs](https://www.facebook.com/goaztecs)
- ▶ Instagram: @goaztecs
- ▶ YouTube: [youtube.com/goaztecscom](https://www.youtube.com/goaztecscom)

San Diego State has won its last six against Nevada and improved to 4-0 against the Wolf Pack in the tournament.

"This is a really good team that we played obviously," Nevada coach Steve Alford said. "They're playing at a high level, and they're really, really good. I think they've been the best in our league all season long."

One night after Nevada's "Big Three" of Sherfield, Cambridge and Washington combined for 75 points and shot 59% in a seven-point upset of Boise State, the trio combined to shoot 41% from the floor.

"We got off to a really slow start offensively," Alford added. "Twelve turnovers in the first half led to a lot of transition stuff that we didn't defend very well. The second half we settled down a little bit. They just guard and commit defensively so well."

Clinging to a five-point edge out of intermission, the Aztecs opened the second half on an 11-5 run, extending their lead to 11, the largest against Nevada in the three games between the teams this season.

"The message at halftime was just stick to the genes and stay together," said Mitchell, the Mountain West player of the year. "I don't think we were doing anything wrong with the game plan, anything wrong on the court. I felt like we could've tightened up a little bit in the first half, so in the second half we came out and tightened up."

Mitchell hit his first five shots of the second half and scored 15 straight points for San Diego State in a little more than five minutes to bolster the team's second-half run.

"I just felt like I did my job on the team as being the aggressor," Mitchell said. "I tried to be the aggressor and it paid off and took attention off some of the other guys on the team."

The Aztecs hit eight of their first 11 attempts in the second half to distance themselves from the team they had close run-ins with during two regular-season wins.

The Aztecs, who came in ranked sixth nationally in scoring defense (60.3 ppg.) and eighth in field goal percentage defense (38.9%), limited Nevada to 37.5% shooting in the second half.

The Aztecs used an 11-0 run to open a 14-6 lead while the Wolf Pack went without a field goal during a stretch of 7 minutes, 25 seconds. Cambridge stopped the drought with a 3-pointer and Nevada rallied to pull within 28-27.

But turnovers hurt the Wolf Pack, whose 12 first-half turnovers transitioned into 10 points for the Aztecs.

San Diego State got good balance from Terrell Gomez, Butler, Schakel, and Pulliam in the first half, as the quartet combined to score 26 points on 47.6% shooting.

### BIG PICTURE

**San Diego State:** It was a night of milestones for three Aztecs. Schakel became the 35th player in school history to reach the 1,000-point plateau, Mitchell now owns a 9-2 mark against Nevada, and Gomez improved to 14-0 as a starter for the Aztecs -- the best record for a starting player in school history. As a team, the Aztecs improved to 6-0 while wearing their "Kawhi Leonard-era throwback" shorts.

**Nevada:** Sherfield, normally a key component to the Wolf Pack offense, was 0 for 6 from the floor during the first half, which included three misses from 3-point range.

## SAN DIEGO STATE VS. THE MOUNTAIN WEST CONFERENCE

- San Diego State is 400-307 vs. current members of the Mountain West Conference and had won 16-straight matchups against its conference opponents, prior to its loss to Boise State (Jan. 22).
- The Aztecs are 94-94 away from home against members of the Mountain West since the start of the 1999-00 season. Of those 94 victories, 48 have come by 10 or more points.
- On its home floor, the SDSU has a 235-90 (72.3 percent) record against the Mountain West, has won 12 of its last 13 league games and has outscored its opponents by 14.6 points per game in those contests.
- Overall San Diego State has won 56.6 percent (400-307) of its games against the current Mountain West teams (H: 235-90, A: 131-197, N: 34-20).

### PLAYER TIDBITS

Senior Guard **Matt Bradley**

Overall: 16.6 points, 5.1 rebounds, 2.3 assists, 44.7 FG%

**Preseason Mountain West Newcomer of the Year**

**Mountain West Player of the Week (Jan. 10)**

**Two-time second-team All-Pac-12 (2019-20 & 2020-21)**

- Against UNLV (1/24) & at Utah State (1/26), he was 18-of-23 from the field (.783), it is the highest two-game shooting percentage (min. 20 field goal attempts) for an Aztec since Aerick Sanders went 20-of-21 (.952) in back-to-back games against Cal Poly (12/18/03) and Eastern Washington (12/20/03).
- In 2020-21, was 1-of-5 players in Division I to average 18.0 points per game, while shooting at least .455 from the field, .364 from the bonus distance, a minimum of .821 from the line, and grabbing 4.6 rebounds per game.
- 1,292 pts. in 85 career games entering 2021-22 (1-of-12 players nationally to score at least 1,290 points in the last three seasons) & left Cal as the No. 21 career scorer.
- Among active Division I players, ranks No. 40 in points per game (15.4), No. 50 in free throws made (355) & No. 65 in total points (1,588). Included on the Preseason Wooden, Naismith & Jerry West Shooting Guard Award watch lists.
- Led the Aztecs w/23 points vs. UC Riverside (11/9) - the most in an Aztec debut since Jerome Habel scored 23 points vs. California on Nov. 18, 2006.
- In his last 4 games, is shooting 31-of-54 (.574) from the field, 9-of-16 (.563) from distance & 16-of-19 (.842) from the line compared to .410 (75-of-183) from the floor, (.305)(18-of-59) from beyond the arc & .800 (44-of-55) from the charity stripe in his first 14 games as an Aztec.
- In 12 career games (8-4) against Mountain West opponents, five of which came while at Cal, has averaged 18.1 points, 4.9 rebounds, 1.9 assists & 0.9 steals.
- In the last 67 games has reached double figures 62 times, including 15 times (12-3) in 18 games as an Aztec.
- The only active guard in Division I, whose first collegiate season was in 2018-19, to have at least 1,585 points, 460 rebounds and shot .438 from the floor and at least .395 from 3-point distance for his career.

Senior Guard **Trey Pulliam**

Overall: 8.3 points, 2.9 rebounds, 3.5 assists, 1.3 steals, 38.7 FG%

**2020-21 Honorable Mention All-Mountain West (media)**

- In his last 27 games, has averaged 9.1 points, 3.8 assists, 2.9 rebounds compared to 4.0 points, 2.3 assists and 2.3 rebounds in his first 49 games as an Aztec.

- Can play both point and shooting guard & scores from all three levels.
- In 41 regular season career games vs. Mountain West competition (34-7) is averaging 5.0 points with 2.5 rebounds, 2.6 assists and 0.9 steals.
- His combined 30 points vs. Cal State Fullerton (12/8) & Saint Mary's (12/17) is the highest two-game output of his major college career.
- At the start of this season, among players who began their DI career in 2019-20 and are still competing, his 53 victories and .883 winning percentage (53-7) in his first two seasons rank 2nd in the NCAA and his 159 assists are tops among the group.
- Equaled a major college career-bests with 8 assists vs. Georgetown (11/25) and 7 rebounds vs. Cal State Fullerton (12/8).
- In his SDSU career, when he totals at least four assists in a game, the Aztecs are 20-4.
- Missed the first game of his Aztecs career at UNLV (1/1), snapping a 71-game streak, which included 39 straight starts.
- For his career (77 games) has a 1.98:1 assist-to-turnover ratio.
- 14 of his 16 career double figure scoring games have come in the last 27 contests.
- In 2019-20 scored a career-high 18 points on 6-of-6 shooting from the floor at UNLV (1/26), becoming the fifth player in the Dutcher/Fisher era, and first since Zylan Cheatham (vs. Savannah State, 11-28-16), to score at least 18 points without missing a shot from the field (previous four players: Cheatham, Aerick Sanders, Kyle Spain and Billy White).

#### Sophomore Guard **Lamont Butler**

Overall: 9.2 points, 2.7 rebounds, 2.4 assists, 2.0 steals, 41.7 FG%

#### Paycom Wooden Legacy All-Tournament Team

- Scored in double figures (10.7 ppg) vs. Long Beach State, Colorado State & Boise State, the longest streak of consecutive double digit games in his career.
- Appeared in the first 35 games of his college career, including two starts in 2020-21 and five games this year before an injury vs. Long Beach State shelved him for 40 days/5 games.
- In his last 6 games against Mountain West opponents is averaging 8.5 points, 3.3 rebounds, 2.8 assists, 2.2 steals and has three blocked shots.
- Dished out a career-high 6 assists vs. Wyoming (1/28/21).
- Scored a career-best 16 points (6-of-6 FG & 3-of-3 3FG) vs. Georgetown (11/25) in the semifinal of the Paycom Wooden Legacy (the first SDSU player in 26 seasons to post a perfect night shooting from the field with at least six field goal attempts and at least three 3-point field goal attempts).
- Was the only freshman to appear in all 28 games last year & earned his first two starts at Air Force (1/22/21 & 1/24/21), and this season has played in all seven games, including earning a starting assignment in each of the last five contests.
- His 13 points at Utah State (1/16/21) are the most by a San Diego State true freshman since Matt Mitchell scored 17 points at Air Force on Feb. 21, 2018.
- Combine his 13 pts & 5 steals at Utah State (1/16/21) and he is just the third San Diego State true freshman to have at least that many points and steals in a game since the start of the 1996-97 season (Kyle Spain & Richie Williams in 2005-06).
- Is the first Aztec true freshman to start back-to-back games (1/22/21 & 1/24/21 vs. Air Force) since Nathan Mensah on Match 15 & 16 in the 2018-19 season and is just the third freshman in the last four-plus seasons to start a game for SDSU (Matt Mitchell & Nathan Mensah).
- Is the only player to compile at least 13 points & 5 five rebounds off the bench (at Utah State on 1/16/21) for SDSU, regardless of class, in the last 25 years.
- Passed NBA Hall of Famer Reggie Miller as Riverside Poly High School's all-time leading scorer with more than 1,800-career points, shooting .432 (642-of-1,485) from the floor, with 559 assists and 271 steals.
- The team is 31-10 in games in which he has played, and is 9-4 in his starts, where he is averaging 9.2 points, 3.1 rebounds & 2.8 assists.
- In 23 regular season Mountain West contests (17-6) is shooting 40.7 percent (50-of-123) from the field, and averages 2.4 rebounds and 2.1 assists and 5.9 points.
- In his last 6 games against Mountain West opponents is averaging 8.5 points, 3.3 rebounds, 2.8 assists, 2.2 steals and has three blocked shots.
- In games in which he has a minimum of 3 assists, SDSU is 11-2, and he averages 9.5 points, 3.7 assists, 2.9 rebounds and 2.0 steals.
- In three career games against Nevada (3-0) is averaging 4.3 points on .500 shooting, .667 from the bonus distance and .714 from the line.

#### Senior Forward **Nathan Mensah**

Overall: 7.3 points, 7.2 rebounds, 2.3 blocks, 44.5 FG%

#### 2020-21 Honorable Mention All-Mountain West (coaches & media)

#### 2020-21 Mountain West All-Defensive Team

- One of three players in the nation to record a game with five steals and four blocks (vs. New Mexico - 1/31/22) this season.
- Enters the Nevada game is No. 3 on the program's career blocks list with 141. Is No. 41 and No. 49 among active D1 players in total blocks and blocks per game (1.52), respectively.
- Only player in the nation, who in 18 games or less has blocked at least 41 shots and has at least one made 3-pointer.
- Against Long Beach State grabbed 11 rebounds without scoring a point. He is the only Aztec, since the start of the 1996-97 season, to grab double digit rebounds in a game but not appear in the scoring column.
- His 1.52 blocks per game for his career is the fourth highest among Aztecs who have at least 100 rejections in their career and is higher than San Diego State Hall of Fame inductee Michael Cage (1.05).
- Had at least one block (50 total) in 24 straight games, snapped at Colorado State (2/4), & has at least one block in 27 of his last 29 contests.
- Has recorded multiple blocks in 12 of the last 15 games for a total of 37 swats in that time (25 blocks per contest).
- With 11 rebounds vs. Long Beach State (11/30) became the seventh player in the Dutcher/Fisher era (since the start of the 1999-00 season) to score 500 points, grab 500 rebounds and block 100 shots as an Aztec.
- Established a career-best w/ 19 points (9-of-12 FGs) vs. UC San Diego (12/22).
- In 2020-21, was one of three players in Division I to record at least 18 points, 13 rebounds and 6 blocks in a game and among them had the best shooting .889 (8-of-9 FGs) & free throw percentage 1.000 (2-of-2).
- In his career when he grabs double digit boards, the Aztecs are 12-0.
- In the last eight games, is averaging 7.5 points, 5.9 rebounds, 2.0 blocks and 1.1 steals.
- Has at least one block in 38-of-50 MW games & has multiple blocks in 19 of those 38, including matching his career-high 4 in a MW game: at UNLV (1/1) & vs. New Mexico (1/31).

## AZTEC COACHING STAFF

### HEAD COACH

#### BRIAN DUTCHER

- 5th season as head coach (108-37 record, 57-21 MW)
- 23rd year at SDSU
- 1989 NCAA champion
- 3 NCAA title game appearances
- 18 NCAA tournament appearances
- 14-time Mountain West champion
- 2020 *USA Today* National Coach of the Year
- 2020 & 2021 MW Coach of the Year (coaches & media)
- 2020 & 2021 NABC District 17 Coach of the Year
- 2020 USBWA District IX Coach of the Year

### ASSISTANT COACH

#### DAVE VELASQUEZ

- 9th season as assistant coach (213-75 record, 112-40 MW)
- 20th season at San Diego State, 9th as AC
- Started as a student manager in 2002-03, then head manager, walk-on, scholarship athlete, director of player development and now AC

### ASSISTANT COACH

#### CHRIS ACKER

- 3rd season as assistant coach (65-13 record, 35-7 MW)
- 7th year as a Division I AC
- Was 92-9 in six years as HC at Citrus College in Los Angeles
- Won a state title w/ Citrus College in 2008
- Played professionally in both internationally and domestically

### ASSISTANT COACH

#### JAYDEE LUSTER

- 1st season as assistant coach (12-6 record, 4-3 MW)
- 6th season as a Division I AC

### AP APPEARANCES (since 2010-11)

California schools ranked by total number of appearances.

Rk.	Team	No.
1.	San Diego State	88
2.	UCLA	61
3.	Saint Mary's	39
4.	USC	29
5.	California	11

### 30-WIN SEASONS IN CALIFORNIA (since 2010-11)

California schools that have compiled 30 win seasons since the start of the 2010-11 campaign.

**San Diego State (3)**  
34-3 (2010-11)  
31-5 (2013-14)  
30-2 (2019-20)

Saint Mary's (1)  
30-6 (2017-18)

UCLA (1)  
31-5 (2016-17)

## AZTECS IN THE MOUNTAIN WEST (through games of Feb. 4)

### TEAM RANKINGS

Scoring Offense (No. 10).....	64.2/g
Scoring Defense (No. 1).....	56.9/g
Scoring Margin (No. 6).....	+7.3/g
Field Goal Percentage (No. 11).....	.417
Field Goal Percentage Defense (No. 1).....	.371
Three-Point Field Goal Percentage (No. 9).....	.333
Three-Point Field Goal Percentage Defense (No. 3).....	.288
Free Throw Percentage (No. 9).....	.670
Rebounding Offense (No. 2).....	36.4/g
Rebounding Defense (No. 7).....	34.3/g
Rebounding Margin (No. 5).....	+2.2/g
Offensive Rebounds per Game (No. 2).....	10.1/g
Defensive Rebounds per Game (No. 5).....	26.3/g
Assists (No. 8).....	11.9/g
Assist-to-Turnover Ratio (No. 10).....	0.91:1
Turnover Margin (No. 3).....	+1.6/g
Steals (No. 1).....	8.3/g
Blocked Shots (No. 1).....	5.2/g

### PLAYER RANKINGS

#### Ageuk Arop (Forward)

Steals (No. 7).....	1.21/g
Offensive Rebounds (No. 9).....	1.86/g

#### Keshad Johnson (Forward)

Offensive Rebounds (No. 13).....	1.50/g
Rebounding (No. 19).....	5.00/g

#### Matt Bradley (Guard)

Free Throw Percentage (No. 5).....	.811
Field Goal Percentage (No. 9).....	.447
Scoring (No. 9).....	16.6/g
Rebounding (No. 17).....	5.06/g

#### Nathan Mensah (Forward)

Blocked Shots (No. 1).....	2.28/g
Rebounding (No. 7).....	7.17/g
Offensive Rebounds (No. 7).....	2.17/g
Defensive Rebounds (No. 9).....	5.00/g

#### Trey Pulliam (Guard)

Assist-to-Turnover Ratio (No. 8).....	1.48:1
Assists (No. 9).....	3.47/g
Steals (No. 13).....	1.18/g

## 2020-21 MW PRESEASON AWARDS

### Preseason All-Conference Team

David Roddy, Jr., F, Colorado State  
 Isaiah Stevens, Jr., G, Colorado State  
 Orlando Robinson, Jr., F, Fresno State  
 Grant Sherfield, Jr., G, Nevada  
 Bryce Hamilton, Sr., G, UNLV

### Preseason Player of the Year

Grant Sherfield, Jr., g, Nevada

### Preseason Newcomer of the Year

**Matt Bradley, Sr., G, San Diego State**

### Preseason Freshman of the Year

Keshon Gilbert, G, UNLV

## 2021-22 MW PREDICTED ORDER OF FINISH

Place	Team	Points (1st place votes)
1.	Colorado State	207 (11)
2.	<b>San Diego State</b>	<b>201 (7)</b>
3.	Nevada	189 (2)
4.	Boise State	147
5.	Utah State	127
6.	Fresno State	119
7.	UNLV	109
8.	New Mexico	79
	Wyoming	79
10.	San Jose State	40
11.	Air Force	23

### Junior Forward **Keshad Johnson**

Overall: 6.7 points, 5.0 rebounds, 1.1 assists, 50.0 FG%

#### Mountain West Player of the Week (Jan. 3)

- In his last 8 games, is averaging 7.9 pts on 24-of-49 FG (.490), & 14-of-23 FT (.609), with 6.4 rebounds, 1.1 assists, 0.6 blocks & 0.9 steals.
- In 18 games as a freshman, played double digit minutes three times. In the last two seasons (42 games), has done it 37 times, including in 33 of the last 34 games.
- In his career, when he has at least 4 rebounds in a game the Aztecs are 19-5, and he averages 6.3 points, 6.3 rebounds and 1.0 assists in those games.
- When he grabs multiple offensive boards in a game, including the Aztecs 79-49 win over No. 20 Colorado State (1/8), he averages 5.8 points, 5.9 rebounds, and SDSU is 14-5 in those games.
- In five true road games in 2021-22, he averages 6.0 pts, 6.4 rebs. & 0.4 blocks.
- Leads the team in dunks (18), including a single-game team high 4 vs. Long Beach State (11/30).
- Has broken into the starting lineup this year with an opening tip nod in each of the team's first 18 contests.
- Has played in 35 consecutive games, the longest streak of his collegiate career.

### Senior Guard **Adam Seiko**

Overall: 5.5 points, 2.4 rebounds, 0.9 assists, 0.6 steals, 42.4 FG%

- Made 10 consecutive 3-pointers from the Cal State Fullerton game to the UC San Diego contest. In available information he is the only player to reach double digits consecutive made 3-pointers this year and the first to do so since Kyle Guy (Virginia) made 11 in a row in the 2018-19 season.
- 81-of-106 career buckets (76.4 percent) have been from distance and 219-of-268 shots (81.7 percent) have come from beyond the three-point line.
- Entering 2021-22 has averaged 1.5:1 assist-to-turnover ratio and 1.4 turnovers per 40 minutes played.
- In 5 games competing for the Ugandan National Team in AfroBasket 2021, averaged 13.0 points (.488 FG%, .469 3FG% & 1.000 FT%), 3.4 rebounds, 2.5 assists & 1.2 steals.
- His 4-of-4 shooting from beyond the arc vs. Saint Mary's (12/17) marks the ninth time in the Dutcher/Fisher era that an SDSU player has been perfect from three-point range, minimum four attempts, in a game.
- Has 21 career games with multiple 3-pointers & the Aztecs are 17-4 in those games and have won 7 of the last 8.
- Has committed one or fewer turnovers in 90-of-103 (87.4 percent) career games and he has two or fewer turnovers in 101-of-103 career games.
- For his career, he averages 1.4 turnovers per 40 minutes played & has a better than 1.45:1 assist to turnover ratio.
- San Diego State is 37-12 (.755) in games in which Seiko has at least one 3-pointer and is 36-7 (.837) when he shoots at least 50.0 percent from the field.
- Missed two games (vs. Southern California & Long Beach State) due to a leg injury. It was the first time in his 97-game career that he has missed consecutive games.

## MATT BRADLEY NAMED MOUNTAIN WEST PLAYER OF THE WEEK

**SAN DIEGO** – San Diego State guard Matt Bradley has been named the Mountain West Player of the Week for the week ending on Jan. 9. The announcement was made from the league office in Colorado Springs, Colo., on Monday morning.

In dismantling the previously unbeaten and 20th-ranked Colorado State Rams, 79-49, Bradley scored a game and season-high 26 points, pulled down seven rebounds and had a pair of steals in 31:47 of court action.

The San Bernardino, Calif., native was 10-of-17 (.588) from the field, including 4-of-6 (.667) from the bonus distance, and 2-of-2 from the line. His 10 field goals and four 3-pointers are season-bests, and his two steals matched his season best. His 26 points were just three off his career high. Bradley scored in double figures for the seventh straight game and the 11th time this season.

The senior guard's first two points came on a pair of free throws just over two minutes into the game, but he then missed three of his first four field goal attempts, including a 3-pointer. He made his second bucket, a layup with 6:34 to play before intermission to give SDSU a 24-22 lead, and over his succeeding 22:10 went 8-of-12 (.667) from the floor, including 4-of-5 (.800) from distance.

With less than two minutes to play in the first half, his jumper in the lane put San Diego State up 32-30, a lead that the Aztecs would never relinquish.

He missed his first field goal attempt of the second half, but on the ensuing two possessions, banged home a pair of 3-pointers to extend SDSU's lead to nine, 43-34. He scored twice more, on a pair of jumpers as the route was on.

The 30-point victory is the largest against an opponent ranked in the AP Top 25 in program history. SDSU improved to 7-3 against ranked Mountain West teams and in its last two games held its opponents, both Mountain West teams, to less than 30.0 percent shooting.

This is Bradley's first Mountain West Player of the Week honor, the third conference player of the week distinction of his collegiate career, having won two Pac-12 Player of the Week awards while he was at California, and the second for an Aztec in as many weeks.

## KESHAD JOHNSON NAMED MOUNTAIN WEST PLAYER OF THE WEEK

**SAN DIEGO** – San Diego State's Keshad Johnson has been named the Mountain West Conference's Player of the Week for the week ending on Jan. 2. The announcement was made from the league office in Colorado Springs, Colo., on Monday morning.

In winning its conference opener on Saturday, 62-55 over UNLV at Thomas & Mack Center in Las Vegas, he scored 10 points, grabbed 11 rebounds and had a block to help improve the Aztecs record to 9-3 on the year and 1-0 in league games.

Johnson's 11 boards led the team and are a season high, and his three offensive rebounds matches his season best. The three offensive boards, all pulled down in the first half, were turned into seven of the Aztecs 16 second chance points in the game.

Four of those 16 points were scored by the Oakland, Calif., native himself. His first two offensive rebounds led to both the Aztecs first bucket of the game, a Matt Bradley 3-pointer, and a Johnson putback with 1:01 to play in the first half to push SDSU's advantage to six points, 35-29.

The first of Johnson's 10 points came on a pair of free throws w/ 5:14 left in the first half and tied the game at 25-25. From there San Diego State trailed just once more in the game. In the contest, he shot .500 from the floor (4-of-8), knocked down 2-of-3 from the line, and committed just one turnover in 30 minutes of game action.

Johnson predominantly covered UNLV's Bryce Hamilton when he was on the floor and held the 44.0 percent shooter to just 31.5 percent and more than three points below his season average of 18.6 points per outing. For the game, the Aztecs limited the Runnin' Rebels to just 29.7 percent shooting, a season-low for UNLV which came into the game hitting 42.6 percent from the floor.



This is the first Mountain West weekly award of the season for an Aztec this season, and the first of Johnson's career.

## BRADLEY INCLUDED ON WOODEN, NAISMITH & JERRY WEST AWARD WATCH LISTS

Senior Matt Bradley has been included on three of the most prestigious watch lists in college basketball.

On Monday it was revealed that he is one of 50 players to be included on the Naismith National Player of the Year watch list.

On Tuesday he was named one of the early favorites to earn the 2022 John R. Wooden Award Men's Player of the Year and is the first Aztec to garner the honors recognition since Malachi Flynn appeared on the national ballot in 2020.

In 2020-21, his third and final season competing for California, Bradley was 1-of-5 players in Division I to average 18.0 point per game, while shooting at least 45.5 percent from the floor, 36.4 percent from distance, a minimum of 82.1 percent from the line, and grab 4.6 rebounds per game. Except for his rebounding average, those other statistics would have all ranked the top-5 in the Mountain West last year. In addition, the San Bernardino, Calif., native, was one of 23 players in a Power-5 conference to shoot at least 45.5 percent overall and 36.4 percent from the bonus distance in 2020-21 and would have been the only player in the Mountain West to compile those stats last season.

A 2020-21 second-team All-Pac12 performer, he scored in double figures in 21 of the 22 games in which he appeared, finishing with 15+ points 15 times, and 20+ points 11 times, including a career-high 29 points vs. Colorado (2/13). His 11 20+ point games ranked No. 2 in the Pac-12 in 2020-21.

Over a three-year, 85 game career with the Bears, he scored 1,292 points and left California as the program's No. 21 career scorer. The 2021-22 Mountain West Preseason Newcomer of the Year is one of 12 players nationally to score at least 1,290 points in the last three seasons.

Bradley is the only player in the Mountain West conference to be included on the watch list.

Just under two weeks ago, Bradley was included on the Naismith Memorial Basketball Hall of Fame's initial watch list for the Jerry West Shooting Guard of the Year Award, the most prestigious individual honor a collegiate shooting guard can earn.

## AZTECS INK TWO 4-STAR PROSPECTS

**SAN DIEGO**— One of the most exciting days of the year is National Signing Day and fans of San Diego State men's basketball have a lot to be excited about. The Aztecs have inked a pair of 4-star recruits in **Elijah Saunders** and **Miles Byrd**. Head men's basketball coach Brian Dutcher made the announcement on Wednesday afternoon.

Saunders is a 6-8, 220-pound forward who will graduate from Sunnyslope High School in Phoenix, Ariz., this year. He is a 4-star recruit, nationally ranked No. 115 at his position and No. 23 at power forward and No. 8 in Arizona according to 247Sports, who has a big body and is equally comfortable down on the block as well as beyond the 3-point line. Saunders can run the floor, has a quick release, and scores with his back to the basket as well as off the bounce. He has shown the ability to attack closeouts, handle the ball, & finish thru contact.

As a junior, the No. 145 ranked recruit in the nation, according to Rivals, averaged 15.7 points, 6.5 rebounds, and 2.0 assists in 22 games according to Maxpreps. Sunnyslope finished the season on an 11-game winning streak and were 21-1 overall on its way to the 2021 Arizona Interscholastic Association (AIA) Conference 6A Boys Basketball State Championship and were ranked No. 4 in the state. Saunders was named to The Arizona Republic All-Arizona team.

In 2019-20, Saunders sophomore season, Sunnyslope was 23-6, including 9-3 in 5A League action. The team finished the year ranked No. 11 in the state. In his freshman year, Saunders played at Rancho Solano Prep in Scottsdale, Ariz., and averaged 5.8 points and 3.6 rebounds.

Saunders chose San Diego State over 24 other offers, including Miami, Notre Dame, South Carolina, St. John's and Virginia, as well as Mountain West programs UNLV, New Mexico, Nevada, Fresno State and San Jose State.

Byrd is a 6-7, 185-pound shooting guard who will graduate this year from Lincoln High School in Stockton, Calif. A four-star prospect, according to 247 Sports, Byrd is nationally rated as the No. 162 recruit, the No. 20 shooting guard and No. 15 in California. The lefty is the prototypical Aztec shooting guard.

He averaged a team-leading 19.0 points, 3.5 steals and 2.2 blocks in an eight-game COVID-19 shortened 2020-21 season. His 5.7 rebounds and 3.5 assists ranked second on the squad.

In a 28-game sophomore campaign his numbers were 12.3 points, 6.4 rebounds, 2.8 assists, 2.4 steals per game. Per 32 minutes played, he averaged 17.8 points, 9.3 rebounds, 4.0 assists, and 3.2 steals. Lincoln posted a 25-4 overall record, including 10-2 in Tri-City Athletic League play and competed in the CIF-Sac Joaquin Section 2020 Division 1 Boys Basketball Championship. Combined he shot better than 40 percent from the floor over the last two seasons.

His father, Calvin Byrd, is a former college basketball player and coach, most recently working at The University of the Pacific in Stockton.

Byrd chose the Aztecs over ten other programs, including Washington, California, Stanford, Villanova, Saint Mary's, and Minnesota, as well as Mountain West programs Colorado State, New Mexico, and San Jose State.

## AZTECS PREDICTED TO FINISH SECOND IN PRESEASON MEDIA POLL

- San Diego State has won a Mountain West-record 14 titles in men's basketball (eight regular season & six tournament), six more than any other Mountain West program, and despite that winning both the regular season and tournament crowns last season, has been predicted to finish in second by a poll of the media that regularly cover the conference.
- SDSU has been predicted to finish either first or second in the Mountain West media's preseason poll in each of the last eight years. It is also the 13th time in the last 17 years that San Diego State has been picked first or second in the Mountain West's preseason poll. The Aztecs have garnered at least one first-place vote in the preseason poll in seven of the last eight years.
- Complete Mountain West media preseason predicted order of finish is located in the column on page 6.

## MOUNTAIN WEST OPENERS

Facing its 2021-22 Mountain West Conference opener in Las Vegas two Saturdays ago, here is some San Diego State Mountain West opener info:

- In its 23 openers to Mountain West play, the Aztecs have a 15-8 record.
- San Diego State is 8-3 when its league opener is on the road.
- San Diego State head coach Brian Dutcher is 2-3 in league openers, with four of those five games being played on the road.
- San Diego State and UNLV have played twice in a league opener, in 2011-12 in Viejas Arena and this season at the Thomas & Mack Center with both games resulting in an Aztecs victory.

## MOUNTAIN WEST HOME OPENERS

With its 2021-22 Mountain West Conference home opening win on Saturday, here is some San Diego State Mountain West home opener info:

- In its 23 home openers to Mountain West play, the Aztecs have a 17-6 record.
- San Diego State is 12-1 in its first Mountain West home game when that game is not its first league game in a season.
- San Diego State head coach Brian Dutcher is 4-1 in league home openers, with his only loss being a 67-70 defeat to Colorado State on

## AZTECS IN THE ASSOCIATION IN 2021-22

### Kawhi Leonard - Los Angeles Clippers

2011 NBA Draft - San Antonio Spurs (Round 1, Pick 15)

Games	Pts	Reb.	Ast.	FG%	3FG%	FT%	eFG%
576	19.2	6.4	2.9	49.3	38.4	85.8	54.7

NBA Champion - 2014, '19

NBA Finals MVP - 2014, '19

All-NBA First Team - 2016, '17, '21

All-NBA Second Team - 2019, '20

NBA Defensive Player of the Year - 2015, '16

NBA All-Defensive First Team - 2015, '16, '17

NBA All-Defensive Second Team - 2014, '19, '20, '21

NBA All-Star - 2016, '17, '19, '20, '21

NBA All-Star MVP - 2020

NBA Finalist - 2013, '14, '19

NBA All-Rookie First Team - 2012

### Jalen McDaniels - Charlotte Hornets

2019 NBA Draft - Charlotte Hornets (Round 2, Pick 52)

Games	Pts	Reb.	Ast.	FG%	3FG%	FT%	eFG%
102	6.8	3.6	1.1	47.7	35.3	70.9	54.6

### Malachi Flynn - Toronto Raptors

2020 NBA Draft - Toronto Raptors (Round 1, Pick 29)

Games	Pts	Reb.	Ast.	FG%	3FG%	FT%	eFG%
74	5.8	1.9	2.2	36.9	31.1	77.8	44.6

### Jordan Schakel - Washington Wizards

2021 NBA Draft - Washington Wizards (Free Agent Signing)

Games	Pts	Reb.	Ast.	FG%	3FG%	FT%	eFG%
2	0.0	1.5	0.0	00.0	00.0	-	00.0

## 300 WINS IN VIEJAS

With its win against UNLV on Monday, San Diego State won its 300th game in Viejas Arena. Since Viejas Arena opened on Nov. 17, 1997, San Diego State is 300-88 (.773) on its home floor.

**First Game** Nov. 17, 1997 vs. Brigham Young  
Brigham Young 73, San Diego State 59

**First Win** Nov. 26, 1997 vs. Southwest Texas  
San Diego State 79, Southwest Texas 57

**100th Victory** Dec. 17, 2007 vs. Navy  
San Diego State 86, Navy 76

**200th Victory** Dec. 14, 2014 vs. San Diego  
San Diego State 57, San Diego 48

**300th Victory** Jan. 24, 2022 vs. UNLV  
San Diego State 80, UNLV 55

## AZTECS NATIONALLY IN 2021-22 (through games of Feb. 1)

### TEAM RANKINGS

Field Goal Percentage Defense (No. 3)	371
Scoring Defense (No. 4)	56.9/g
3-Point Field Goals Percentage Defense (No. 17)	288
Blocked Shots per Game (No. 24)	5.2
Steals per Game (No. 47)	8.3
Fewest Fouls (No. 48)	306
Fewest Turnovers (No. 54)	234
Blocks (No. 55)	93
Turnovers Forced (No. 82)	14.6/g
W/L Percentage (No. 88)	667
Scoring Margin (No. 89)	+7.3/g
Turnover Margin (No. 98)	+1.6

### PLAYER RANKINGS

#### Aguek Arop (Forward)

Offensive Rebounds per Game (No. 346)	1.9
---------------------------------------	-----

#### Matt Bradley (Guard)

Points per Game (No. 116)	16.6
Free Throw Percentage (No. 135)	.811
Field Goal Percentage (No. 203)	.447
Free Throws Made (No. 249)	60
Points (No. 264)	299
Field Goal Attempts (No. 265)	237
Field Goals Made (No. 268)	106
Free Throw Attempts (No. 326)	74

#### Keshad Johnson (Forward)

Double Doubles (No. 272)	2
--------------------------	---

#### Nathan Mensah (Forward)

Blocked Shots per Game (No. 36)	2.3
Blocked Shots (No. 41)	41
Rebounds per Game (No. 149)	7.2
Defensive Rebounds per Game (No. 178)	5.0
Offensive Rebounds per Game (No. 239)	2.2
Rebounds (No. 286)	129

#### Trey Pulliam (Guard)

Assists per Game (No. 221)	3.5
Assist-to-Turnover Ratio (No. 252)	1.48:1

## 2021-22 PLAYER HONORS

### **Matt Bradley**

Preseason Mountain West Newcomer of the Year

Mountain West Player of the Week (Jan. 10)

Jerry West Shooting Guard Award Preseason Watch List

John R. Wooden Award Preseason Watch List

Naismith Trophy Preseason Watch List

No. 24 among returning players in 2021-22

-Andy Katz (360 Podcast)

Preseason First-team All-Mountain West

No. 10 Impact Transfer (nationally)

-Jon Rothstein

### **Chad Baker-Mazara**

No. 10 Under the Radar Transfer (nationally)

-Jon Rothstein

### **Lamont Butler**

All-Tournament Team - Paycom Wooden Legacy

### **Keshad Johnson**

Mountain West Player of the Week (Jan. 3)

### **Nathan Mensah**

No. 5 Breakout Player (nationally)

-Jon Rothstein

Purple - denotes Mountain West honors (pre & in-season)

Black - denotes preseason honors

Red - denotes other in-season honors

Jan. 2, 2021.

- San Diego State and Colorado State have played five times in the Aztecs league home opener and SDSU is 4-1 in those games, 81-69 on Jan. 19, 2002, 83-75 on Jan. 4, 2006, 79-72 in overtime on Jan. 12, 2013, 67-70 on Jan. 2, 2021 and Saturday's 79-49 destruction of No. 20 Colorado State.

### CALIFORNIA DREAMIN' FOR SDSU...CALIFORNIA NIGHTMARE FOR IN-STATE OPPONENTS

- San Diego State opened the 2021-22 season defeating in-state foe in UC Riverside and played six of its 11 non-conference games against California opponents, going 5-1 in those contests.
- Since the start of the Coach Dutcher/Fisher era (1999-2000), the Aztecs are 120-34 (.779) against 24 of the other 25 current Division I schools in California (SDSU has not played Cal Baptist), and have a winning record against all but four of those 24 opponents.
- In the last 92 home games against those same 24 opponents, and starting in 1999-2000, San Diego State is 81-11 (.880).
- In program history against the 24 schools, the Aztecs are 454-324 (.584) overall.

### WHAT HAPPENS IN LAS VEGAS...IS USUALLY GOOD FOR SAN DIEGO STATE

- With its 62-55 win at UNLV (1/1), San Diego State has a 39-37 lead in the all-time series with the Runnin' Rebels. At one time, the Aztecs trailed 26-6 in the series, but is 33-11 in the last 44 meetings between the teams.
- Since the start of the 2008-09 campaign, San Diego State has 36 victories at Thomas & Mack Center. That is the most victories by any school in the nation in any venue in which they have not played a home game during that span. In second place is Villanova in Madison Square Garden with 31 victories.
- San Diego State is 12-1 in its last 13 games at UNLV (games played at Thomas & Mack Center).
- San Diego State is 18-2 in the last 20 games played between the Aztecs and Rebels.
- Brian Dutcher has been on the sidelines for 35 of San Diego State's 39 victories in the series. While Dutcher has been on the Aztec sidelines for the 35 series wins, the victories have come against 10 different UNLV head coaches (Bill Bayno, Max Good, Charlie Spoonhour, Jay Spoonhour, Lon Kruger, Dave Rice, Todd Simon, Marvin Menzies, T.J. Otzelberger and Kevin Kruger)

### UTAH FRIENDLY

Since the start of the 2013-14 season, San Diego State 20-9 against the four schools it has played from the state of Utah, and 17-7 in regular season meetings with those four schools. In that time frame:

- SDSU is 14-6 against Utah State
- SDSU is 3-2 against BYU
- SDSU is 2-1 against Utah
- SDSU is 1-0 against Southern Utah

### ROAD (AND NEUTRAL) WARRIORS

With San Diego State playing its eighth road/neutral contest of the season, at Colorado State on Friday, here are some road and neutral site facts about SDSU:

- Since the start of the 2009-10 season, San Diego State's 89-56 (.614) record in road games is the [ninth best in the nation](#).
- Since the start of the 2009-10 season, San Diego State's 142-82 (.634) record in road/neutral games is the [ninth best in the nation](#).
- Since the start of the 2009-10 season, San Diego State's 62-42 (.618) in road games against the Mountain West, [which leads the conference](#).
- In 2019-20, the Aztecs' 16 road/neutral road wins were the most in the nation.

## 2021-22 SAN DIEGO STATE ALPHABETICAL ROSTER

### Most Recent Division I Season

No.	Name	Pos.	Ht.	Wt.	Yr.	Exp.	PPG	RPG	APG	Hometown (High School/Previous School)
14	Cade Alger	F	6-9	190	So.	SQ	1.6	0.3	0.0	Ripon, Calif. (Ripon Christian High/Seattle University)
33	Aguek Arop	F	6-6	220	Sr.	3L	4.2	2.3	0.7	Omaha, Neb. (Omaha South High)
20	Chad Baker-Mazara <sup>^</sup>	G	6-7	190	So.	TR	9.5	2.9	1.1	Santo Domingo, Dominican Republic (SPIRE Academy (Ohio)/Duquesne)
21	Jared Barnett	G	6-1	145	Jr.	SQ	0.5	0.3	0.5	Los Angeles, Calif. (Westchester High)
3	Matt Bradley <sup>^</sup>	G	6-4	220	Sr.	TR	18.0	4.6	1.7	San Bernardino, Calif. (Wasatch (Utah) Academy/California)
42	Triston Broughton	G	6-4	190	So.	SQ	0.0	0.0	0.0	Ladera Ranch, Calif. (Tesoro High)
24	Tyler Broughton	G	6-4	190	So.	SQ	0.0	0.0	0.3	Ladera Ranch, Calif. (Tesoro High)
5	Lamont Butler	G	6-0	200	So.	1L	4.3	1.7	1.5	Moreno Valley, Calif. (Riverside Poly High)
22	Tahirou Diabate <sup>^</sup>	F	6-9	225	*Sr.	TR	9.6	5.1	0.4	Bamako, Mali (Teikyo Nagaoka High (Niigate, Japan)/Portland)
10	Keith Dinwiddie Jr.	G	6-0	185	So.	SQ	5.1	0.3	0.4	Los Angeles, Calif. (Fairfax Senior High)
11	Demarshay Johnson Jr.	G	6-10	210	Fr.	HS	--	--	--	Richmond, Calif. (Salesian College Prep)
0	Keshad Johnson	F	6-7	210	Jr.	2L	4.0	2.8	0.5	Oakland, Calif. (San Leandro High)
13	Jaedon LeDee <sup>^+</sup>	F	6-9	240	Sr.	TR	5.8	3.9	0.3	Houston, Texas (The Kindaid School/TCU)
31	Nathan Mensah	F	6-10	230	Sr.	3L	8.1	5.9	0.5	Labadi, Accra, Ghana (Findlay Prep (Nev.))
4	Trey Pulliam	G	6-3	180	*Sr.	2L	7.3	2.4	2.7	Bryan, Texas (Consolidated High/Navarro College)
2	Adam Seiko	G	6-3	210	Sr.	3L	4.2	1.3	0.8	Boston, Mass. (Sierra Canyon High (Calif.))
23	Joshua Tomaić	F	6-9	230	*Sr.	1L	4.6	3.3	0.6	Lanzarote, Spain (Canarias Academy/University of Maryland)
25	Max Wilson	G	6-5	190	Fr.	HS	--	--	--	Vienna, Va. (Oakton High)

<sup>^</sup> - Stats from the final full season at his previous Division I institution. \* - utilizing the extra year of eligibility offered by the NCAA due to COVID-19. + - Will sit out the 2021-22 season due to NCAA transfer rules

## 2021-22 SAN DIEGO STATE NUMERICAL ROSTER

### Most Recent Division I Season

No.	Name	Pos.	Ht.	Wt.	Yr.	Exp.	PPG	RPG	APG	Hometown (High School/Previous School)
0	Keshad Johnson	F	6-7	210	Jr.	2L	4.0	2.8	0.5	Oakland, Calif. (San Leandro High)
2	Adam Seiko	G	6-3	210	Sr.	3L	4.2	1.3	0.8	Boston, Mass. (Sierra Canyon High (Calif.))
3	Matt Bradley <sup>^</sup>	G	6-4	220	Sr.	TR	18.0	4.6	1.7	San Bernardino, Calif. (Wasatch (Utah) Academy/California)
4	Trey Pulliam	G	6-3	180	*Sr.	2L	7.3	2.4	2.7	Byron, Texas (Consolidated High/Navarro College)
5	Lamont Butler	G	6-0	200	So.	1L	4.3	1.7	1.5	Moreno Valley, Calif. (Riverside Poly High)
10	Keith Dinwiddie	G	6-0	185	So.	SQ	5.1	0.3	0.4	Los Angeles, Calif. (Fairfax Senior High)
11	Demarshay Johnson Jr.	G	6-10	210	Fr.	HS	--	--	--	Richmond, Calif. (Salesian College Prep)
13	Jaedon LeDee <sup>^+</sup>	F	6-9	240	Sr.	TR	5.8	3.9	0.3	Houston, Texas (The Kindaid School/TCU)
14	Cade Alger	F	6-9	190	So.	SQ	1.6	0.3	0.0	Ripon, Calif. (Ripon Christian High/Seattle University)
20	Chad Baker-Mazara <sup>^</sup>	G	6-7	190	So.	TR	9.5	2.9	1.1	Santo Domingo, Dominican Republic (SPIRE Academy (Ohio)/Duquesne)
21	Jared Barnett	G	6-1	145	Jr.	SQ	0.5	0.3	0.5	Los Angeles, Calif. (Westchester High)
22	Tahirou Diabate <sup>^</sup>	F	6-9	225	*Sr.	TR	9.6	5.1	0.4	Bamako, Mali (Teikyo Nagaoka High (Niigate, Japan)/Portland)
23	Joshua Tomaić	F	6-9	230	*Sr.	1L	4.6	3.3	0.6	Lanzarote, Spain (Canarias Academy/University of Maryland)
24	Tyler Broughton	G	6-4	190	So.	SQ	0.0	0.0	0.3	Ladera Ranch, Calif. (Tesoro High)
25	Max Wilson	G	6-5	190	Fr.	HS	--	--	--	Vienna, Va. (Oakton High)
31	Nathan Mensah	F	6-10	230	Sr.	3L	8.1	5.9	0.5	Labadi, Accra, Ghana (Findlay Prep (Nev.))
33	Aguek Arop	F	6-6	220	Sr.	3L	4.2	2.3	0.7	Omaha, Neb. (Omaha South High)
42	Triston Broughton	G	6-4	190	So.	SQ	0.0	0.0	0.0	Ladera Ranch, Calif. (Tesoro High)

<sup>^</sup> - Stats from the final full season at his previous Division I institution. \* - utilizing the extra year of eligibility offered by the NCAA due to COVID-19. + - Will sit out the 2021-22 season due to NCAA transfer rules

### Head Coach:

Brian Dutcher (Minnesota, 1982), Fifth Season (23rd Season Overall at SDSU)

### Assistant Coaches:

David Velasquez (San Diego State, 2007), Ninth Season (20th Season Overall at SDSU)

Chris Acker (Chaminade, 2004), Third Season (Third Season Overall at SDSU)

JayDee Luster (Wyoming, 2011) First Season (First Season Overall at SDSU)

Mark Fisher (Michigan, 2001), Ninth Season (20th Season Overall at SDSU)

### Assistant to the Head Coach:

### Assistant A.D. - Director of Operations:

Matt Soria (San Diego State, 2002), 15th Season (22nd Season Overall at SDSU)

### Director of Player Development:

JD Pollock (Kennesaw State, 2009), Fifth Season (Fifth Season Overall at SDSU)

### Graduate Assistant:

Michael Sohikish (San Diego State, 2019) Second Season (Sixth Season Overall at SDSU)

## PRONUNCIATIONS

Cade Alger  
AL-jer (like Alger Hiss)

Triston & Tyler Broughton  
BROUGHT-in

Keshad Johnson  
KEY-shawd

Nathan Mensah  
MENSE-ah

Adam Seiko  
SAY-coe

Aguek Arop  
uh-GWUK uh-ROPE

Tahirou Diabate  
Tah-HERO DEE-uh-BOT-aye


Jaedon LeDee  
JAY-den

Trey Pulliam  
tray pull-EE-um

Joshua Tomaić  
toe-MY-itch

# SDSU BROADCAST ROSTER

Nevada vs. San Diego State | Steve Fisher Court at Viejas Arena | San Diego, Calif. | Feb. 6, 2022



**# 0**

**Keshad Johnson**

Forward  
6-7, 210, Junior - 2L  
Oakland, Calif.  
San Leandro High

PPG: 6.7 RPG: 5.0 APG: 1.1  
FG%: 50.0 3FG%: 5.6 FT%: 60.0



**# 2**

**Adam Seiko**

Guard  
6-3, 210, Senior - 3L  
Boston, Mass.  
Sierra Canyon High (Calif.)

PPG: 5.3 RPG: 2.2 APG: 0.9  
FG%: 41.5 3FG%: 40.0 FT%: 75.0




**# 3**

**Matt Bradley**

Guard  
6-4, 220, Senior - TR  
San Bernardino, Calif.  
Wasatch Academy/California

PPG: 16.6 RPG: 5.1 APG: 2.3  
FG%: 44.7 3FG%: 36.0 FT%: 81.1



**# 4**

**Trey Pulliam**

Guard  
6-3, 180, Senior - 2L  
Bryan, Texas  
Consolidated High/Navarro College

PPG: 8.3 RPG: 2.9 APG: 3.5  
FG%: 38.7 3FG%: 34.3 FT%: 65.7



**# 5**

**Lamont Butler**

Guard  
6-2, 200, Sophomore - 1L  
Moreno Valley, Calif.  
Riverside Poly High

PPG: 9.2 RPG: 2.7 APG: 2.4  
FG%: 41.7 3FG%: 42.9 FT%: 75.0



**# 10**

**Keith Dinwiddie Jr.**

Guard  
6-0, 185, Sophomore - SQ  
Los Angeles, Calif.  
Fairfax Senior High

PPG: 2.8 RPG: 0.9 APG: 0.4  
FG%: 28.6 3FG%: 27.0 FT%: 75.0



**# 11**

**Demarshay Johnson Jr.**

Forward  
6-9, 210, Freshman - HS  
Richmond, Calif.  
Salesian College Prep

PPG: - RPG: - APG: -  
FG%: - 3FG%: - FT%: -



**# 14**

**Cade Alger**

Forward  
6-9, 190, Sophomore - SQ  
Ripon, Calif.  
Ripon Christian High/Seattle U

PPG: 0.3 RPG: 0.2 APG: 0.0  
FG%: 16.7 3FG%: 00.0 FT%: -



**# 20**

**Chad Baker-Mazara**

Forward  
6-7, 190, Sophomore - TR  
Santo Domingo, Dominican Republic  
SPIRE Academy/Duquesne

PPG: 5.4 RPG: 1.8 APG: 0.5  
FG%: 39.7 3FG%: 35.5 FT%: 82.6



**# 21**

**Jared Barnett**

Guard  
6-1, 165, Junior - SQ  
Los Angeles, Calif.  
Westchester High

PPG: 0.6 RPG: 0.3 APG: 0.1  
FG%: 50.0 3FG%: - FT%: -



**# 22**

**Tahirou Diabate**

Forward  
6-9, 225, Senior - TR  
Bamako, Mali  
Teikyō Nagaoka High/Portland

PPG: 2.1 RPG: 2.5 APG: 0.1  
FG%: 36.4 3FG%: 0.0 FT%: 60.0



**# 23**

**Joshua Tomaic**

Forward  
6-9, 230, Senior - 1L  
Lanzarote, Canary Islands, Spain  
Canarias Academy/Maryland

PPG: 2.4 RPG: 1.6 APG: 0.4  
FG%: 33.3 3FG%: 30.0 FT%: 66.7



**# 31**

**Nathan Mensah**

Forward  
6-10, 230, Senior - 3L  
Labadi, Accra, Ghana  
Findley Prep (Nev.)

PPG: 7.3 RPG: 7.2 APG: 0.7  
FG%: 44.5 3FG%: 33.3 FT%: 51.0



**# 33**

**Ageuk Arop**

Forward  
6-6, 220, Senior - 3L  
Omaha, Neb.  
Omaha South High

PPG: 3.7 RPG: 3.8 APG: 0.6  
FG%: 46.7 3FG%: 28.6 FT%: 42.1



Head Coach

**Brian Dutcher**

5th season (108-37, 57-21 MW)  
Honors  
USA Today National Coach of the Year  
2x NABC Division I District 17 Coach of the Year  
USBWA District IX Coach of the Year  
2x MW Coach of the Year  
Naismith Coach of the Year Finalist



Assistant Coach

**Dave Velasquez**

9th season (213-76, 111-38 MW)  
**Defensive emphasis**  
20th season overall at SDSU  
In 2002-03 was a student manager, then head manager, walk-on, scholarship athlete, director of player development and now AC



Assistant Coach

**Chris Acker**

3rd season (65-13, 35-7 MW)  
**Offensive emphasis**  
7th season as a Division 1 AC  
In 6 seasons as HC at Citrus College (92-9), and led Citrus to a California state title in 2008



Assistant Coach

**JayDee Luster**

1st season (12-6, 4-3 MW)  
**Recruiting emphasis**  
6th season as a Division 1 AC



# BRIAN DUTCHER

Head Coach

Fifth Season • 23rd Season Overall at SDSU • Minnesota, 1982

Brian Dutcher enters his fifth season as San Diego State head coach after four years in which he led the Aztecs to four Mountain West title games, its conference-record 11th, 12th, 13th and 14th Mountain West crowns and two NCAA tournament bids. He is the only coach in the 100-year history of San Diego State men's basketball to win at least 20 games in each of his first four seasons at the helm of the program.

In the COVID-affected season of 2020-21, the Aztecs were once again the cream of the Mountain West crop posting a 23-5 record, including a 14-3 mark in league play. San Diego State won the league's regular season and tournament crowns to earn an automatic bid to the NCAA tournament, where it was a 6-seed. For the second straight year, Dutcher was named Coach of the Year of both the Mountain West and NABC Division I District 17.

The Aztecs opened the season with a win over No. 22 UCLA and just over two weeks later won at No. 23 Arizona State. The team reached the Mountain West title game for the fourth straight season and earned a measure of revenge in the championship game, defeating Utah State, 68-57, the team that had knocked them off in the previous two league title games.

In 2019-20 his squad ripped off a program-record 26 straight wins to open the season and peaked, for eight weeks, at a No. 4 ranking in both the Associated Press and USA Today Coaches top-25 polls, before finishing the regular season at No. 6. The Aztecs went 30-2 on the year, including 17-1 in Mountain West play and Dutcher earned *USA Today* National Coach of the Year, Mountain West Coach of the Year (in both the coaches and media polls), National Association of Basketball Coaches (NABC) Division I District 17 Coach of the Year and United States Basketball Writers Association (USBWA) District IX Coach of the Year. In addition, he was one of five finalists for the 2020 Werner Ladder Naismith Men's College Coach of the Year Award.

In program history, his team's 30 wins in 2019-20 are the third most in a season and its two defeats are the fewest. SDSU's 17 wins in conference play are the most in program history, and its one loss is the fewest in the Aztecs' Division I era and equals the fewest since 1926-27, when it moved from junior college competition to the National Association of Intercollegiate Athletics (NAIA). San Diego State opened the 2019-20 league slate with a 15-game winning streak which set a new Mountain West record.

Led by junior guard and consensus All-American Malachi Flynn, the team won the Continental Tires Las Vegas Invitational with a blow out victory over Creighton and a 16-point comeback win against Iowa in the championship game. A month later, the Aztecs handed Utah a 28-point drubbing in the Basketball Hall of Fame Classic three days after the Utes defeated then No. 6 Kentucky.

In addition to Flynn, forwards Matt Mitchell and Yanni Wetzell and guard KJ Feagin, were recognized by the MW in its postseason awards as well as numerous national outlets.

With the expected return for the postseason of forward Nathan Mensah, who had been sidelined for the final 19 games of the year, San Diego State was poised for a deep run in the NCAA Tournament. The Aztecs were projected to be either a No. 1 or No. 2 seed and some felt were a Final Four team, but the coronavirus pandemic put an end to the postseason and fans were left to wonder what could have been.

In 2017-18, his inaugural season as Aztecs head coach, Dutcher was the only Division I head coach to guide his team to the NCAA Tournament after going 22-10 in the regular season, including winning the 2018 Mountain West Tournament championship.

Dutcher, who took the helm of the program following Steve Fisher's retirement announcement on April 11, 2017, was on The Mesa for all 18 of Fisher's seasons. He held the title of associate head coach/head coach in waiting for the six years prior to his ascension to the top job and is the 15th head coach in the program's history.

Over the course of his 21 years at San Diego State, Dutcher has helped the Aztecs reach the postseason 14 times, including nine trips to the NCAA tournament, win a conference-best 12 Mountain West titles and record 15 seasons of at least 20 victories.

Since 2008-09, Dutcher and SDSU twice advanced to the NCAA Sweet 16 (2011, 2014) and NIT semifinal round (2009, 2016), won at least 25 games eight times and captured nine MW championships (six regular season, three tournament).

Dutcher arrived at San Diego State shortly after Fisher was hired on March 26, 1999. In his first year in "America's Finest City," the Aztecs won only five games, but improved upon their win total from the season before. After that, San Diego State posted a 14-14 record in 2000-01, before winning the 2002 MW Championship, earning an NCAA tournament bid, and finishing with a 21-12 record. The 2002-03 campaign saw SDSU receive an NIT invitation, which culminated in the program's first Division I postseason victory.

After helping attract the program's first McDonald's All-American to the 2002-03 squad, Dutcher assisted in securing the signatures of future starters and all-league performers Brandon Heath and Marcus Slaughter. The duo started their first two seasons on The Mesa, leading to the 2005-06 campaign that produced the school's first MW regular-season and tournament title sweep.

The Aztecs advanced to the NCAA tournament and ultimately won a then-school-record 24 games. That appearance led to a string of 10 consecutive postseason berths.

From the 2006-07 campaign through 2008-09, San Diego State registered 20 or more wins and went to three straight NITs. In 2009, the Aztecs advanced to the NIT semifinals and broke the previous school record with 26 victories. That run to the 2009 NIT semifinals was a springboard to the most successful run in SDSU basketball history. Led by future NBA first-round draft pick and two-time NBA champion Kawhi Leonard, the 2009-10 Aztecs won the MW Championship, advanced to the NCAA tournament and fell four points shy of moving on to the second round before finishing with a 25-9 record.

The NCAA experience from the 2009-10 squad proved fruitful in 2010-11, when it returned all five starters, including Leonard, and freshman Jamaal Franklin, who would turn out to be a future MW Player of the Year and NBA draft selection. With Dutcher on staff, SDSU won its first 20 games of the year, shared the MW regular-season title,

and captured the MW tournament crown. The Aztecs moved on to the NCAA tournament as a No. 2 seed and won the program's first Division I NCAA tournament game. San Diego State, which was ranked as high as No. 4 and received first-place votes at one point in the season, advanced to the Sweet 16 and fell to the eventual national champion, finishing with a school-record 34 wins, a mark that still stands today. The Aztecs' also found themselves in the final top-25 polls, ranking sixth in the AP and 11th in the USA Today Coaches Poll. Five months after SDSU's record-setting 2010-11 campaign, the University elevated Dutcher to associate head coach/head coach in waiting.

In his first season with his new title, Dutcher and the Aztecs advanced to the 2012 NCAA tournament as an at-large team and recorded 26 wins. The next season, San Diego State was again an at-large selection to the NCAA tournament, moved on to the round of 32 for the second time in three years and finished with 23 victories.

Another NCAA Sweet 16 run was in the cards in Dutcher's third season as the head coach in waiting. The Aztecs opened the campaign by winning 21 of their first 22 games, including 20 in a row at one point, and were led by seniors Xavier Thames, who would become an NBA draft pick, and Josh Davis. SDSU won the program's second outright Mountain West regular-season title and later swept through two games in Spokane, Washington, to secure its second Sweet 16 appearance in four seasons. San Diego State compiled 31 wins and finished the season ranked 13th in the AP and 12th in the Coaches after rising to as high as fifth nationally in both polls.

The 2014-15 campaign saw the Aztecs spend their fifth straight season in the top 25. In the process of winning 27 games, San Diego State grabbed its second straight MW regular-season crown and earned an at-large invitation to the NCAA tournament where they defeated St. John's in the round of 64. One season later, the Aztecs found themselves in the NIT after winning the MW by three games with a 16-2 record. Nevertheless, San Diego State won three games and qualified for the NIT national semifinals, eventually logging 28 victories.

SDSU completed the 2016-17 slate with a 19-14 record despite experiencing a rash of injuries. The 2016 Hawaiian Airlines Diamond Head Classic champions entered 2017-18 as one of 12 teams to have won at least 19 games in 12 consecutive seasons, which was a sign of things to come in Dutcher's first year.

Dutcher's first roster as head coach featured a pair of seniors that had won multiple Mountain West titles and owned NCAA tournament experience in Trey Kell and Malik Pope.

Prior to coming to SDSU, Dutcher spent 10 seasons on Steve Fisher's bench at Michigan, where the program reached the postseason each year and participated in the NCAA Tournament eight times, including three trips to the Final Four and the championship game including a national championship in 1989.

## Brian Dutcher Year-By-Year (Division I Only)

Year	School (Position)	Overall		Conference		Postseason/Championships
		W-L	Pct.	W-L	Pct.	
10 Seasons at Michigan (AC)		233-98	.704	111-67	.624	8 NAAs, 10 Postseason Appearances, NCAA Champion (1989), NCAA Runner Up (1992, 93)
Year	School (Position)	W-L	Pct.	W-L	Pct.	Postseason/Championships
1999-00	SDSU (Asst. HC)	5-23	.179	0-14	.000	
2000-01	SDSU (Asst. HC)	14-14	.500	4-10	.286	
2001-02	SDSU (Asst. HC)	21-12	.636	7-7	.500	NCAA 1st round; MW Tournament
2002-03	SDSU (Asst. HC)	16-14	.533	6-8	.429	NIT second round
2003-04	SDSU (Asst. HC)	14-16	.467	5-9	.357	
2004-05	SDSU (Asst. HC)	11-18	.379	4-10	.286	
2005-06	SDSU (Asst. HC)	24-9	.727	13-3	.813	NCAA 1st Round; MW RS, Tournament
2006-07	SDSU (Asst. HC)	22-11	.667	10-6	.625	NIT 2nd Round
2007-08	SDSU (Asst. HC)	20-13	.606	9-7	.563	NIT 1st Round
2008-09	SDSU (Asst. HC)	26-10	.722	11-5	.688	NIT Semifinals
2009-10	SDSU (Asst. HC)	25-9	.735	11-5	.688	NCAA 1st Round; MW Tournament
2010-11	SDSU (Asst. HC)	34-3	.919	14-2	.875	NCAA Sweet 16; MW RS, Tournament
2011-12	SDSU (HCIW)	26-8	.765	10-4	.714	NCAA 2nd Round; MW RS
2012-13	SDSU (HCIW)	23-11	.676	9-7	.563	NCAA 3rd Round
2013-14	SDSU (HCIW)	31-5	.861	16-2	.889	NCAA Sweet 16; MW RS
2014-15	SDSU (HCIW)	27-9	.750	14-4	.778	NCAA 3rd Round; MW Co-RS
2015-16	SDSU (HCIW)	28-10	.737	16-2	.889	NIT Semifinals; MW RS
2016-17	SDSU (HCIW)	19-14	.576	9-9	.500	
2017-18	SDSU (HC)	22-11	.667	11-7	.611	NCAA 1st Round; MW Tournament
2018-19	SDSU (HC)	21-13	.617	11-7	.611	
2019-20	SDSU (HC)	30-2	.966	17-1	.944	MW Regular Season (postseason canceled)
2020-21	SDSU (HC)	23-5	.821	14-3	.824	NCAA 1st Round, MW RS & Tournament
2021-22	SDSU (HC)	12-6	.667	4-3	.571	
4+ Seasons as HC		108-37	.745	57-21	.731	
22 Season at SDSU		495-246	.668	225-135	.625	10 NAAs, 15 Postseason Appearances
		Overall		Conference		Postseason
		W-L	Pct.	W-L	Pct.	
32-Season Career Totals		727-344	.679	336-202	.625	18 NAAs, 25 Postseason Appearances

## SEASON/CAREER HIGHS

### Points

Season	14 vs. New Mexico (1/31/22)
Career	15 vs. Wyoming (1/30/21)

### Rebounds

Season	11 at UNLV (1/1/22)
Career	13 vs. San Jose State (2/8/21)

### Assists

Season	4 vs. UC San Diego (12/22/21)
Career	4 vs. UC San Diego (12/22/21)

### Field Goals

Season	6 vs. New Mexico (1/31/22)
	6 vs. UC San Diego (12/22/21)
Career	6 vs. New Mexico (1/31/22)
	6 vs. UC San Diego (12/22/21)
	6 vs. Wyoming (1/30/21)

### Field Goals Attempted

Season	10 vs. New Mexico (1/31/22)
Career	12 vs. Texas Southern (11/5/19)

### Three-Point Field Goals

Season	1 vs. UC San Diego (12/22/21)
Career	3 vs. UC Irvine (11/27/20)

### Three-Point FG Attempted

Season	3 at Colorado State (2/4/22)
Career	7 vs. Texas Southern (11/5/19)

### Free Throws

Season	4 vs. Colorado State (1/8/22)
	4 vs. UT Arlington (11/20/21)
Career	4 vs. Colorado State (1/8/22)
	4 vs. UT Arlington (11/20/21)

### Free Throws Attempted

Season	6 vs. Colorado State (1/8/22)
Career	6 vs. Colorado State (1/8/22)

### Steals


Season	3 at Colorado State (2/4/22)
Career	3 at Colorado State (2/4/22)
	3 vs. Texas Southern (11/5/19)

### Blocked Shots

Season	3 vs. UC San Diego (12/22/21)
Career	3 vs. UC San Diego (12/22/21)

### Minutes Played

Season	30:24 vs. Saint Mary's (12/17/21)
Career	30:24 vs. Saint Mary's (12/17/21)



# 0 ● KESHAD JOHNSON

FORWARD • 6-7 • 210 • JUNIOR - 2L  
OAKLAND, CALIF. (SAN LEANDRO HIGH)

(KEY-shawd)

2021-22 - Mountain West Player of the Week (Jan. 3)

### Rankings (through the games of Feb. 1)

- **NCAA** - No. 272 - Double Doubles (2)
- **MW** - No. 13 - Offensive Rebounds (1.50/g), No. 19 - Rebounding (5.00/g)

### Quick Hits

- In 2020-21, averaged 11.8 pts., 10.7 rebs., 2.0 assists, 1.6 blocks per 40 minutes played.
- Has earned a starting role in his junior campaign.
- **A tremendous leaper whose game is played above the rim.**
- A four-star prospect (ESPN) and one of the top-25 high school players in the state of California in his senior season.

### Season Highlights

- Made the first start of his career vs. UC Riverside (11/9), his 43rd game as an Aztec.
- Grabbed a season-best 6 rebounds at Brigham Young (11/12).
- Enjoyed his best college game with 10 pts (4-of-6 FG), 2 ast, 1 steal & 1 block vs. Arizona State (11/18).
- Led the team w/ 7 rebs & recorded career-highs in minutes (25:10), assists (4) and free throws (4) vs. UT Arlington (11/20)
- Against Georgetown (11/25) scored 8 pts & combined w/ his 18 points in the previous two games, it marked the second highest three game scoring stretch of his career. (He scored 29 points in the three games between Jan. 28-to-Feb. 8 in the 2020-21 season).
- Produced season bests w/ two steals and four field goals vs. Long Beach State (11/30).
- Equaled a season-best w/7 boards at Michigan (12/4).
- Played a career-high 30:24 vs. Saint Mary's (12/17).
- Set career-bests in FGs (6), assists (4), FTs (4) & blocks (3) vs. UC San Diego (12/22) as well as scoring a season-high 13 pts.
- **Named Mountain West Player of the Week for his 10-point & 11-rebound double double at UNLV (1/1)...it is the first double double of his collegiate career.**
- Reached double digit points for the third straight game, 10 pts vs. Colorado St. (1/8).
- Has his second double double in six games with 14 points & 10 rebs vs. New Mexico (1/31) where he set or equaled SHs w/ 14 pts, 6 FG & 10 FGA.

### Trending

- In his last 8 games, is averaging 7.9 pts on 24-of-49 FG (.490), & 14-of-23 FT (.609), with 6.4 rebounds, 1.1 assists, 0.6 blocks & 0.9 steals.
- In home conference games this season (3-1), averages 7.0 points, 6.3 rebounds & 1.0 assists.
- In five true road games in 2021-22, he averages 6.0 pts, 6.4 rebs. & 0.4 blocks.
- Leads the team with 18 dunks including a single-game high 4 vs. Long Beach State (11/30).
- Has played in 35 consecutive games, the longest streak of his collegiate career.
- When he grabs multiple offensive boards in a game, including the Aztecs 79-49 win over No. 20 Colorado State (1/8), he averages 5.8 points, 5.9 rebounds, and SDSU is 14-5 in those games.
- 18 starts this year are his first 18 as a collegiate player.
- In his career, when he has at least 4 rebounds in a game the Aztecs are 19-5, and he averages 6.3 points, 6.3 rebounds and 1.0 assists in those games.
- Has scored in 17 of 18 appearances, including reaching double figures five times overall and in four of the last eight games.
- Recorded the second double double of the season & his career with 14 pts & 10 rebs. vs. New Mexico (1/31).

## 2021-22 GAME-BY-GAME STATISTICS

Opponent	GS	MP	FG	3FG	FT	O-D-R	PF	TP	A	TO	S	B
UC RIVERSIDE	*	18	2-4	0-1	0-3	2-0-2	2	4	0	2	1	0
at Brigham Young	*	19	1-4	0-1	1-2	2-4-6	1	3	0	3	0	0
ARIZONA STATE	*	23	4-6	0-2	2-2	1-2-3	3	10	2	1	1	1
UT ARLINGTON	*	25	2-4	0-0	4-4	2-5-7	2	8	3	0	0	1
vs. Georgetown	*	20	3-4	0-0	2-3	0-4-4	2	8	0	1	0	0
vs. Southern California	*	22	1-3	0-1	1-3	1-2-3	1	3	1	0	0	0
LONG BEACH STATE	*	18	4-6	0-0	0-0	0-3-3	4	8	1	1	2	0
at Michigan	*	22	2-6	0-2	1-2	3-4-7	0	5	0	1	0	1
CAL STATE FULLERTON	*	16	1-3	0-1	0-0	0-2-2	4	2	3	2	1	1
vs. Saint Mary's	*	30	2-3	0-0	2-3	0-2-2	0	6	0	1	2	0
UC SAN DIEGO	*	27	6-8	1-2	0-2	1-6-7	0	13	4	1	0	3
SAN DIEGO CHRISTIAN	Canceled											
at UNLV	*	30	4-8	0-1	2-3	3-8-11	3	10	0	1	0	1
COLORADO STATE	*	27	3-4	0-0	4-6	2-1-3	2	10	1	2	1	1
at New Mexico	Postponed											
BOISE STATE	*	16	0-6	0-1	0-0	2-3-5	1	0	0	2	0	0
UNLV	*	21	1-2	0-0	2-2	1-6-7	0	4	1	0	2	0
at Utah State	*	21	3-5	0-1	1-2	0-2-2	0	7	0	0	0	0
NEW MEXICO	*	26	6-10	0-1	2-3	4-6-10	1	14	2	1	1	0
at Colorado State	*	20	1-6	0-3	3-5	3-3-6	1	5	1	3	3	0
NEVADA												
at San Jose State												
AIR FORCE												
UTAH STATE												
at Fresno State												
at Boise State												
SAN JOSE STATE												
at Wyoming												
FRESNO STATE												
at Nevada												

## MISCELLANEOUS STATS/SAN DIEGO STATE RECORD

Category	2021-22 Season		Career	
	Games	SDSU W/L	Games	SDSU W/L
Double-Figure Scoring	5	5-0	7	7-0
15-Point Games	0	0-0	1	1-0
Double-Figure Rebounding	2	2-0	4	4-0
Led SDSU in Scoring	1	1-0	1	1-0
Led SDSU in Rebounding	5	4-1	9	7-2
Led SDSU in Assists	1	1-0	1	1-0
Multiple Steals	4	3-1	7	6-1
One Turnover or Less	12	9-3	51	43-8
Consecutive Games	Current	Long		
Consecutive Games Played	35	35*		
Scoring A Point	4	21		
Scoring in Double Digits	-	3		
One Turnover or Less	-	27		

\* - Denotes an active streak

## JOHNSON CAREER STATISTICS

Year	G-GS	Min.-Avg.	FG-FGA	Pct.	3P-3PA	Pct.	FT-FTA	Pct.	OR	DR	Reb	Avg.	PF-D	AT	TO	BS	ST	Pts	Avg.
19-20	18-0	107-5.9	12-34	.353	4-18	.222	6-16	.375	12	18	30	1.7	12-0	4	8	1	5	34	1.9
20-21	24-0	321-13.4	33-73	.452	7-21	.333	22-40	.550	25	61	86	3.6	26-1	16	12	13	6	95	4.0
21-22	18-18	399-22.2	46-92	.500	1-18	.056	27-45	.600	27	63	90	5.0	27-0	19	22	9	14	120	6.7
<b>TOTAL</b>	<b>60-18</b>	<b>827-13.8</b>	<b>91-199</b>	<b>.457</b>	<b>12-57</b>	<b>.211</b>	<b>55-101</b>	<b>.545</b>	<b>64</b>	<b>142</b>	<b>206</b>	<b>3.4</b>	<b>65-1</b>	<b>39</b>	<b>42</b>	<b>23</b>	<b>25</b>	<b>249</b>	<b>4.2</b>

## SEASON/CAREER HIGHS

### Points

Season	12 vs. Saint Mary's (12/17/21)
Career	14 at Air Force (1/22/21)

### Rebounds

Season	7 at UNLV (1/1/22)
Career	7 at UNLV (1/1/22)

### Assists

Season	3 at UNLV (1/1/22)
Career	5 vs. San Jose State (2/8/21) 5 at Air Force (1/22/21)

### Field Goals

Season	4 vs. UC San Diego (12/22/21) 4 vs. Saint Mary's (12/17/21) 4 vs. Cal State Fullerton (12/8/21)
Career	5 at Air Force (1/22/21)

### Field Goals Attempted

Season	10 vs. UC San Diego (12/22/21)
Career	10 vs. UC San Diego (12/22/21)

### Three-Point Field Goals

Season	4 vs. Saint Mary's (12/17/21)
Career	4 vs. Saint Mary's (12/17/21) 4 at Air Force (1/22/21) 4 vs. Colorado State (1/2/21)

### Three-Point FG Attempted

Season	6 vs. UC San Diego (12/22/21)
Career	6 vs. UC San Diego (12/22/21) 6 at Air Force (1/22/21) 6 vs. Colorado State (1/2/21)

### Free Throws

Season	2 at UNLV (1/1/22) 2 vs. UT Arlington (11/20/21)
Career	6 vs. Pepperdine (12/6/20)

### Free Throws Attempted

Season	2 at Colorado State (2/4/22) 2 at UNLV (1/1/22) 2 vs. UT Arlington (11/20/21)
Career	8 vs. Pepperdine (12/6/20)

### Steals

Season	2 vs. Cal State Fullerton (12/8/21)
Career	3 vs. Jackson State (11/27/18)

### Blocked Shots

Season	
Career	1 at New Mexico (2/5/19) 1 at San Jose State (2/2/19)

### Minutes Played

Season	38:06 at UNLV (1/1/22)
Career	38:06 at UNLV (1/1/22)

## IN THE SDSU RECORD BOOK

### SINGLE SEASON

#### Victories

No. 29 - 27 (2019-20)



# 2 • ADAM SEIKO

GUARD • 6-3 • 210 • SENIOR - 3L  
BOSTON, MASS. (SIERRA CANYON HIGH (CALIF.))

(SAY-coe)

### Quick Hits

- One of the team's top on-ball defenders.
- Can play both point and shooting guard.
- After redshirting in 2017-18, has appeared in 101-of-107 games.
- **81-of-106 career buckets (76.4 percent) have been from distance and 219-of-268 shots (81.7 percent) have come from beyond the three-point line.**
- Entering 2021-22 has averaged 1.5:1 assist-to-turnover ratio and 1.48 turnovers per 40 minutes played.
- **In 5 games, averaged 13.0 points (.488 FG%, .469 3FG% & 1.000 FT%), 3.4 rebounds, 2.5 assists & 1.2 steals while competing for the Ugandan National Team in AfroBasket 2021.**
- His 4-of-4 shooting from beyond the arc vs. Saint Mary's (12/17) marks the ninth time in the Dutcher/Fisher era that an SDSU player has been perfect from three-point range, minimum four attempts, in a game.

### Season Highlights

- Grabbed four rebounds in the season opener vs. UC Riverside (11/9).
- Scored his first points (5) of the season at Brigham Young (11/12).
- Made a pair of threes and totaled a season-best 6 points vs. Arizona State (11/18).
- Logged a season-high 32:20 at Michigan (12/4).
- Scored a season-best 11 pts vs. Cal State Fullerton (12/8) & added season-highs in buckets (4), 3-pointers (3), steals (2) and assists (1).
- Scored a season-high 12 points on 4-of-4 shooting from the bonus distance vs. Saint Mary's (12/17).
- Hit his first three 3-pointers against UC San Diego (12/22) and went on to score in double figures for the third straight game, the longest such streak in his career.
- Played a career-high 38:06 at UNLV (1/1) as the team's point guard, not his normal position.
- Hit multiple 3-pointers at Utah State (1/26), it was the 5th time this season and 20th of his career.
- Scored 7 straight points in under 30 seconds vs. New Mexico (1/31)

### As a Junior in 2020-21

- Appeared in 27 games and earned the first start of his career vs. Colorado State (1/2).
- Averaged career-bests of 4.2 points and 2.0 rebounds in 20.1 minutes per game.
- Set career-highs with 14 pts and five assists at Air Force (1/22).
- Hit a career-high 26 3-pointers & had seven games in which he hit multiple threes.

### As a Sophomore in 2019-20

- Appeared in 29 games off the bench, including a career-high 23 straight from Nov. 22-to-Feb. 22.
- A team high 71.4 percent of his field goals were from the bonus distance (20-of-28).
- Opened the season with 22 straight games with one turnover or less.

### As a Redshirt Freshman in 2018-19

- Made his collegiate debut vs. Arkansas-Pine Bluff on Nov. 6, 2018, scoring two points in 11 minutes.
- Played at least 10 minutes in 22-of-32 games in which he appeared.
- Scored 13 points off the bench, a 4.3 point average, in the three games (most points off the bench for SDSU) at the Maui Jim Maui Invitational (MJMI), including going 3-for-5 (.600) from three-point range.

### As a Freshman (2017-18)

- Utilized his redshirt season.

### Trending

- **Made 10 consecutive 3-pointers over the course of three games (from the Cal State Fullerton game to the UC San Diego contests). In available information, is the only player to reach double digits consecutive made 3-pointers this year and the first to do so since Kyle Guy (Virginia) made 11 in a row in the 2018-19 season.**
- Has 21 career games with multiple 3-pointers & the Aztecs are 17-4 in those games and have won 7 of the last 8.
- **For his career, he averages 1.4 turnovers per 40 minutes played & has a better than 1.45:1 assist to turnover ratio.**
- His 4-of-4 shooting from beyond the arc vs. Saint Mary's (12/17) marks the ninth time in the Dutcher/Fisher era that an SDSU player has been perfect from three-point range, minimum four attempts, in a game.
- **San Diego State is 37-12 (.755) in games in which Seiko has at least one 3-pointer and is 36-7 (.837) when he shoots at least 50.0 percent from the field.**

## 2021-22 GAME-BY-GAME STATISTICS

Opponent	GS	MP	FG	3FG	FT	O-D-R	PF	TP	A	TO	S	B
UC RIVERSIDE	*	29	0-2	0-2	0-0	0-4-4	1	0	1	1	0	0
at Brigham Young	*	30	2-7	1-5	0-0	0-3-3	1	5	1	0	1	0
ARIZONA STATE		22	2-4	2-4	0-0	0-1-1	1	6	0	0	1	0
UT ARLINGTON		16	0-4	0-3	2-2	0-1-1	0	2	0	0	0	0
vs. Georgetown		10	2-2	1-1	0-0	0-2-2	1	5	0	0	1	0
vs. Southern California												
LONG BEACH STATE												
at Michigan	*	32	1-5	1-5	0-0	1-1-2	0	3	1	1	1	0
CAL STATE FULLERTON	*	35	4-6	3-4	0-0	1-2-3	0	11	1	0	2	0
vs. Saint Mary's	*	32	4-4	4-4	0-1	0-2-2	2	12	1	1	0	0
UC SAN DIEGO	*	30	4-10	3-6	0-0	1-0-1	1	11	2	0	1	0
SAN DIEGO CHRISTIAN												
at UNLV	*	38	1-2	0-1	2-2	0-7-7	2	4	3	2	0	0
COLORADO STATE												
at New Mexico												
BOISE STATE		27	1-4	1-4	0-0	0-2-2	2	3	1	1	0	0
UNLV		21	2-4	0-2	0-0	0-2-2	1	4	1	2	0	0
at Utah State		26	2-5	2-5	0-0	0-1-1	1	6	0	0	1	0
NEW MEXICO		16	2-5	2-4	1-1	0-0-0	0	7	1	1	0	0
at Colorado State		14	0-1	0-0	1-2	0-2-2	0	1	1	2	1	0
NEVADA												
at San Jose State												
AIR FORCE												
UTAH STATE												
at Fresno State												
at Boise State												
SAN JOSE STATE												
at Wyoming												
FRESNO STATE												
at Nevada												

## MISCELLANEOUS STATS/SAN DIEGO STATE RECORD

	2021-22 Season		Career	
	Games	SDSU W/L	Games	SDSU W/L
Double-Figure Scoring	3	3-0	6	5-1
15-Point Games	0	0-0	0	0-0
Lead SDSU in Scoring	0	0-0	0	0-0
Lead SDSU in Rebounding	0	0-0	0	0-0
Lead SDSU in Assists	1	1-0	3	2-1
Multiple Steals	1	1-0	8	7-1
One Turnover or Less	12	8-4	89	68-21

Consecutive Games	Current	Long
Consecutive Games Played	5	36
Scoring A Point	14	14*
One Turnover or Less	-	22
At least One Three-Pointer	-	5

\* - Denotes an active streak

## SEIKO CAREER STATISTICS

Year	G-GS	Min.-Avg.	FG-FGA	Pct.	3P-3PA	Pct.	FT-FTA	Pct.	OR	DR	Reb	Avg.	PF-D	AT	TO	BS	ST	Pts	Avg.
18-19	32-0	389-12.2	17-40	.425	14-33	.424	21-28	.750	3	28	31	1.0	27-0	20	19	1	9	69	2.2
19-20	29-0	359-12.4	28-65	.431	20-54	.370	7-9	.778	4	26	30	1.0	27-0	16	10	0	10	83	2.9
20-21	27-7	542-20.1	34-98	.347	27-82	.329	18-23	.783	6	48	54	2.0	39-0	37	19	0	15	113	4.2
21-22	15-7	378-25.2	27-65	.415	20-50	.400	6-8	.750	3	30	33	2.2	13-0	14	11	0	9	80	5.3
<b>TOTAL</b>	<b>103-14</b>	<b>1,668-16.2</b>	<b>106-268</b>	<b>.396</b>	<b>81-219</b>	<b>.370</b>	<b>52-68</b>	<b>.765</b>	<b>16</b>	<b>132</b>	<b>148</b>	<b>1.4</b>	<b>106-0</b>	<b>87</b>	<b>59</b>	<b>1</b>	<b>43</b>	<b>345</b>	<b>3.3</b>

## SEASON/CAREER HIGHS

Points
Season 27 at Colorado State (2/4/22) 27 vs. UNLV (1/24/22)
Career 29 vs. Colorado (2/13/21)*

Rebounds
Season 8 vs. Arizona State (11/18/21)
Career 10 at Arizona State (1/28/21)* 10 vs. Washington State (1/9/20)* 10 at Arizona State (2/24/19)*

Assists
Season 6 at Utah State (1/26/22) 6 vs. UC San Diego (12/22/21)
Career 6 at Utah State (1/26/22) 6 vs. UC San Diego (12/22/21) 6 vs. Stanford (3/10/21)* 6 vs. Washington State (3/2/19)* 6 vs. Stanford (2/3/19)*

Field Goals
Season 10 vs. UNLV (1/24/22) 10 vs. Colorado State (1/8/22)
Career 10 vs. UNLV (1/24/22) 10 vs. Colorado State (1/8/22) 10 vs. Washington State (1/9/20)*

Field Goals Attempted
Season 18 at Colorado State (2/4/22) 18 at UNLV (1/1/22) 18 vs. Cal State Fullerton (12/8/21)
Career 21 vs. Arizona State (12/3/20)*

Three-Point Field Goals
Season 4 at Colorado State (2/4/22) 4 vs. Colorado State (1/8/22)
Career 5 vs. Stanford (2/4/21)* 5 at Arizona (1/30/21)* 5 vs. Colorado (2/27/20)* 5 vs. Pepperdine (11/5/19)* 5 at Arizona State (2/24/19)*

Three-Point FG Attempted
Season 7 at Colorado State (2/4/22) 7 at UNLV (1/1/22)
Career 9 vs. Arizona State (12/3/20)* 9 at UCLA (1/19/20)*

Free Throws
Season 9 at Colorado State (2/4/22)
Career 11 vs. Texas (11/22/19)*

Free Throws Attempted
Season 10 at Colorado State (2/4/22) 10 vs. Arizona State (11/18/21)
Career 11 - 5x: last at Washington (2/20/21)*

Steals
Season 2 - 7x; last at Utah State (1/26/22)
Career 4 vs. Colorado (3/13/19)*

Blocked Shots
Season 1 at Colorado State (2/4/22) 1 at Utah State (1/26/22) 1 vs. UNLV (1/24/22) 1 vs. Georgetown (11/25/21) 1 vs. UC Riverside (11/9/21)
Career 2 vs. San Francisco (12/5/18)* 2 at Saint Mary's (12/1/18)*

Minutes Played
Season 36:11 vs. Saint Mary's (12/17/21)
Career 42 vs. Washington (2/27/20)*

\* at California



# 3 • MATT BRADLEY

GUARD • 6-4 • 220 • SENIOR - TR  
SAN BERNARDINO, CALIF. (WASATCH ACADEMY (UTAH)/CALIFORNIA)

2021-22 - Mountain West Player of the Week (Jan. 10)  
2020-21 - Second-Team All-Pac-12  
2019-20 - Second-Team All-Pac-12, two-time Pac-12 Player of the Week

### Rankings (through the games of Feb. 1)

- **NCAA** - No. 116 - Points per game (16.6), No. 135 - Free Throw Percentage (.811), No. 203 - Field Goal Percentage (.447), No. 249 - Free Throws Made (60), No. 264 - Total Points (299), No. 265 - Field Goal Attempts (237), No. 268 - Field Goals Made (106), No. 326 - Free Throw Attempts (75)
- **MW** - No. 5 - Free Throw Percentage (.811), No. 9 - Field Goal Percentage (.447), No. 9 - Scoring (16.6/g), No. 17 - Rebounding (5.06/g)

### Quick Hits

- In 2020-21, was 1-of-5 players in Division I to average 18.0 points per game, while shooting at least .455 from the field, .364 from the bonus distance, a minimum of .821 from the line, and grabbing 4.6 rebounds per game.
- 1,292 pts. in 85 career games entering 2021-22 (1-of 12 players nationally to score at least 1,290 points in the last three seasons) & left Cal as the No. 21 career scorer.
- Included on the Preseason Wooden, Naismith & Jerry West Shooting Guard Award watch lists.
- A physical nightmare to guard...too strong for most guards and fast for most forwards.
- Among active Division I players, ranks No. 40 in points per game (15.4), No. 50 in free throws made (355) & No. 65 in total points (1,588).
- Vs. UNLV (1/24) became the first Aztec since at least 1996-97 to record the following in a game: 25+ points, 5+ rebounds, 4+ assists, 3+ 3PGF, 70.0+ FG Pct.

### Season Highlights

- Led the Aztecs w/23 points vs. UC Riverside (11/9) - the most in an Aztec debut since Jerome Habel scored 23 points vs. California on Nov. 18, 2006.
- vs. UC Riverside, did not attempt a 3-pointer in a game for just the 10th time in his college career and just the second time since his freshman year (2018-19).
- Grabbed a season high 8 rebounds vs. Arizona State (11/18).
- Matched season bests w/ 3 assists & 1 block vs. Georgetown (11/25).
- Had 10 of the Aztecs first 12 points vs. Long Beach State (11/30).
- Matched his career-best w/ 6 assists vs. UC San Diego (12/22).
- Led SDSU w/ a then season-best 26 points vs. No. 20 Colorado State.
- Surpassed 1,500-career points vs. Boise State (1/22).
- Scored a season-high 27 points on 10-11 FGs, 3-3 3FGs & 4-5 FTs vs. UNLV.
- Led Aztecs in points (19), rebounds (6) & assists (6) at Utah State (1/26).
- Equaled his season-high with 27 points at Colorado State (2/4).

### As a Junior at California (2020-21 Season)

Pac-12 Rankings: No. 3 in scoring, No. 8 in free throw percentage, No. 9 in 3-point field goals, No. 24 in 3-point field goal percentage

NCAA Rankings (top-200): No. 66 in points per game, No. 78 in free throws, No. 114 in free throw percentage, No. 115 in free throw attempts, No. 145 in points, No. 198 in field goal percentage

### As a Sophomore at California (2019-20 Season)

Pac-12 Rankings: No. 2 in free throw percentage, No. 5 in scoring, No. 7 in 3-point field goals, No. 8 in minutes, No. 10 in 3-point field goal percentage

NCAA Rankings (top-200): No. 81 in points, No. 84 in free throws, No. 98 in points per game, No. 115 in field goal attempts, No. 144 in field goals, No. 161 in free throw attempts, No. 162 in minutes, No. 169 in 3-point field goals, No. 195 in field goal percentage

### As a Freshman at California (2018-19 Season)

Pac-12 Rankings: No. 1 in 3-point field goal percentage, No. 10 in free throw percentage

### Trending

- In 12 career games (8-4) against Mountain West opponents, five of which came while at Cal, has averaged 18.1 points, 4.9 rebounds, 1.9 assists & 0.9 steals.
- In the last 67 games has reached double figures 62 times, including 15 times (12-3) in 18 games as an Aztec.
- The only active guard in Division I, whose first collegiate season was in 2018-19, to have at least 1,585 points, 460 rebounds and shot .438 from the floor and at least .395 from 3-point distance for his career.
- In his last 4 games, is shooting 31-of-54 (.574) from the field, 9-of-16 (.563) from distance & 16-of-19 (.842) from the line compared to .410 (75-of-183) from the floor, (.305) (18-of-59) from beyond the arc & .800 (44-of-55) from the charity stripe in his first 14 games as an Aztec.

## 2021-22 GAME-BY-GAME STATISTICS

Opponent	GS	MP	FG	3FG	FT	O-D-R	PF	TP	A	TO	S	B
UC RIVERSIDE	*	33	8-13	0-0	7-9	1-1-2	1	23	1	3	1	1
at Brigham Young	*	23	4-11	0-2	0-0	2-1-3	3	8	2	2	0	0
ARIZONA STATE	*	30	3-11	0-4	6-10	1-7-8	3	12	1	1	2	0
UT ARLINGTON	*	33	3-9	2-5	7-7	1-5-6	3	15	3	2	0	0
vs. Georgetown	*	31	7-16	1-5	3-5	0-7-7	2	18	3	4	0	1
vs. Southern California	*	24	1-7	0-4	1-1	0-4-4	4	3	2	1	0	0
LONG BEACH STATE	*	25	4-8	1-2	3-4	0-7-7	4	12	2	3	1	0
at Michigan	*	33	9-16	2-5	2-3	0-4-4	3	22	2	5	2	0
CAL STATE FULLERTON	*	35	8-18	2-4	4-4	1-1-2	1	22	3	2	1	0
vs. Saint Mary's	*	36	5-14	0-3	4-4	1-1-2	1	14	2	3	2	0
UC SAN DIEGO	*	31	5-12	3-6	0-0	1-4-5	1	13	6	3	2	0
SAN DIEGO CHRISTIAN	Cancelled											
at UNLV	*	34	5-18	2-7	5-6	4-3-7	3	17	0	1	2	0
COLORADO STATE	*	32	10-17	4-6	2-2	1-6-7	2	26	0	3	2	0
at New Mexico	Postponed											
BOISE STATE	*	35	3-13	1-6	0-0	2-4-6	2	7	2	3	0	0
UNLV	*	28	10-11	3-3	4-5	0-6-6	2	27	4	4	0	1
at Utah State	*	31	8-12	0-1	3-4	0-6-6	1	19	6	1	2	1
NEW MEXICO	*	26	6-13	2-5	0-0	0-5-5	1	14	3	3	1	0
at Colorado State	*	31	7-18	4-7	9-10	1-3-4	3	27	0	2	1	1
NEVADA												
at San Jose State												
AIR FORCE												
UTAH STATE												
at Fresno State												
at Boise State												
SAN JOSE STATE												
at Wyoming												
FRESNO STATE												
at Nevada												

## MISCELLANEOUS STATS/CAL & SAN DIEGO STATE RECORD

Category	2021-22 Season Games	SDSU W/L	Career Games	SDSU/Cal W/L
Double-Figure Scoring	15	12-3	86	37-49
15-Point Games	9	7-2	52	25-27
Lead SDSU in Scoring	11	8-3	56	23-33
Lead SDSU in Rebounding	2	1-1	15	6-9
Lead SDSU in Assists	6	3-3	21	10-11
Multiple Three-Pointers	9	7-2	57	25-32
One Turnover or Less	4	2-2	34	10-24
Consecutive Games	Current	Long		
Consecutive Games Played	31	70		
Without Fouling Out	18	24		
Scoring A Point	4	84*		
At Least One Three-Pointer	2	20		

\* - Denotes an active streak

## BRADLEY CAREER STATISTICS

Year	G-GS	Min.-Avg.	FG-FGA	Pct.	3P-3PA	Pct.	FT-FTA	Pct.	OR	DR	Reb	Avg.	PF-D	AT	TO	BS	ST	Pts	Avg.
18-19*	31-19	880-28.0	108-263	.412	50-106	.472	68-86	.763	28	84	112	3.4	84-3	63	58	11	27	334	10.8
19-20*	32-30	1065-33.2	181-414	.437	66-172	.384	131-151	.868	22	136	158	4.9	89-3	49	75	7	15	559	17.5
20-21*	22-19	666-30.2	130-286	.455	40-110	.364	96-117	.821	23	79	102	4.6	59-2	37	61	4	8	396	18.0
21-22	18-18	554-30.8	106-237	.447	27-75	.360	60-74	.811	16	75	91	5.1	40-0	42	46	5	19	299	16.6
<b>TOTAL</b>	<b>103-86</b>	<b>3,163-30.7</b>	<b>525-1,200</b>	<b>.438</b>	<b>183-463</b>	<b>.395</b>	<b>355-428</b>	<b>.829</b>	<b>89</b>	<b>374</b>	<b>463</b>	<b>4.5</b>	<b>272-8</b>	<b>190</b>	<b>240</b>	<b>27</b>	<b>69</b>	<b>1,588</b>	<b>15.4</b>

\* - at California



## SEASON/CAREER HIGHS

Points	
Season	16 vs. Long Beach State (11/30/21)
Career	18 vs. Boise State (2/25/21) 18 at Fresno State (2/18/21) 18 at UNLV (1/26/20)

Rebounds	
Season	7 vs. Cal State Fullerton (12/8/21)
Career	7 vs. Cal State Fullerton (12/8/21)

Assists	
Season	8 vs. Georgetown (11/25/21)
Career	8 vs. Georgetown (11/25/21) 8 at UNLV (3/3/21)

Field Goals	
Season	7 vs. Long Beach State (11/30/21) 7 vs. UC Riverside (11/9/21)
Career	8 at Fresno State (2/18/21)

Field Goals Attempted	
Season	16 vs. UC Riverside (11/9/21)
Career	16 vs. UC Riverside (11/9/21)

Three-Point Field Goals	
Season	2 vs. UT Arlington (11/20/21)
Career	2 vs. UT Arlington (11/20/21) 2 vs. Boise State (2/25/21) 2 at Fresno State (2/18/21) 2 at UNLV (1/26/20)

Three-Point FG Attempted	
Season	6 at Brigham Young (11/12/21)
Career	6 at Brigham Young (11/12/21)

Free Throws	
Season	5 vs. UT Arlington (11/20/21)
Career	5 vs. UT Arlington (11/20/21)

Free Throws Attempted	
Season	5 vs. UT Arlington (11/20/21)
Career	6 at UNLV (1/26/20)

Steals	
Season	4 vs. Cal State Fullerton (12/8/21)
Career	4 vs. Cal State Fullerton (12/8/21) 4 vs. St. Katherine (12/2/20)

Blocked Shots	
Season	1 vs. New Mexico (1/31/22) 1 vs. Cal State Fullerton (12/8/21) 1 vs. Georgetown (11/25/21)
Career	1 vs. New Mexico (1/31/22) 1 vs. Cal State Fullerton (12/8/21) 1 vs. Georgetown (11/25/21) 1 vs. Boise State (1/11/20) 1 vs. San Diego Christian (12/18/19)

Minutes Played	
Season	37:29 at Michigan (12/4/21)
Career	37:29 at Michigan (12/4/21)

## IN THE SDSU RECORD BOOK

### SINGLE SEASON

**Victories**  
No. 11 - 30 (2019-20)

## PULLIAM CAREER STATISTICS

Year	G-GS	Min.-Avg.	FG-FGA	Pct.	3P-3PA	Pct.	FT-FTA	Pct.	OR	DR	Reb	Avg.	PF-D	AT	TO	BS	ST	Pts	Avg.
19-20	32-0	561-17.5	43-98	.439	7-21	.333	14-22	.636	12	48	60	1.9	42-1	60	28	2	19	107	3.3
20-21	28-28	730-26.1	85-207	.411	13-48	.271	20-30	.667	15	70	85	3.0	55-0	99	42	0	39	203	7.3
21-22	17-17	522-30.7	53-137	.387	12-35	.343	23-35	.657	2	47	49	2.9	43-0	59	40	3	20	141	8.3
<b>TOTAL</b>	<b>77-45</b>	<b>1,813-23.5</b>	<b>181-442</b>	<b>.410</b>	<b>32-104</b>	<b>.308</b>	<b>57-87</b>	<b>.655</b>	<b>29</b>	<b>165</b>	<b>194</b>	<b>2.5</b>	<b>140-1</b>	<b>218</b>	<b>110</b>	<b>5</b>	<b>78</b>	<b>451</b>	<b>5.9</b>



# 4 • TREY PULLIAM

GUARD • 6-3 • 180 • SENIOR - 2L  
BRYAN, TEXAS (CONSOLIDATED HIGH/NAVARRO COLLEGE)

(tray pull-EE-yum)

2020-21 - Honorable Mention All-Mountain West

### Rankings (through the games of Feb. 4)

- **NCAA** - No. 221 - Assists per Game (3.5), No. 252 - Assists-to-Turnover Ratio (1.48:1)
- **MW** - No. 8 - Assist-to-Turnover Ratio (1.49:1), No. 9 - Assists (3.47/g), No. 13 - Steals (1.18/g)

### Quick Hits

- Can play both point and shooting guard & scores from all three levels.
- At the start of the 2021-22 season, among players who began their DI career in 2019-20 and are still competing, his 53 victories and .883 winning percentage (53-7) in his first two seasons rank 2nd in the NCAA and his 159 assists are tops among the group.
- Competed at Navarro College (Corsicana, Texas) for two seasons where he averaged 11.6 points, 4.9 assists and 3.6 rebounds in 58 games.
- Reached the NJCAA Division I Region XIV championship game in 2018-19.
- Finished his Navarro career ranked second in assists (283), fifth in steals (101) and 11th in scoring (671).

### Season Highlights

- Scored 15 pts in the season opener vs. UC Riverside (11/9).
- In a career-high 35:55, he scored 12 points at Brigham Young (11/2) and it was the first time in his major college career the team lost when he reached double digits (8-1).
- Snatched a career-best six rebs. vs. Arizona State (11/18).
- Against UT Arlington (11/20) was 5-of-5 from the line, the first time in his major college career he had been perfect from the line w/ more than two attempts in a game & the 5 makes are a career-high.
- Recorded a season-high 16 points on 7-of-9 from the field, including 1-of-1 from the bonus distance and 1-of-2 from the line.
- Played a career-high 37:29 at Michigan (12/4).
- Grabbed a career-best 7 boards vs. Cal State Fullerton (12/8).
- Totaled 15 points each in the two games against vs. Cal State Fullerton (12/8) & Saint Mary's (12/17).
- Led the team with 7 assists vs. UC San Diego (12/22).
- Reached double-digit scoring for the 8th time this season, with 11 points vs. UNLV (1/24).

### As a Senior (2020-21)

*MW Rankings: 1st in assist-to-turnover ratio, 5th in steals, 6th in assists*

*NCAA Rankings: 43rd assist-to-turnover ratio, 102nd in steals, 117th in assists, 220th in assists per game, 225th in steals per game*

### As a Junior (2019-20)

- Made his major college debut vs. Texas Southern (11/5).
- Appeared in all 32 games as a reserve; one of six players who appeared in every contest.
- Scored a season-high 18 points on 6-of-6 shooting from the floor at UNLV (1/26), becoming the fifth player in the Dutcher/Fisher era, and first since Zylan Cheatham (vs. Savannah State, 11-28-16), to score at least 18 points without missed a shot from the field (previous four players: Cheatham, Aerick Sanders, Kyle Spain and Billy White).

### Trending

- For his career (77 games) has a 1.98:1 assist-to-turnover ratio.
- His 30 points in the two games vs. Cal State Fullerton & Saint Mary's, is the highest two-game output of his major college career.
- In his last 27 games, has averaged 9.1 points, 3.8 assists, 2.9 rebounds compared to 4.0 points, 2.3 assists and 2.3 rebounds in his first 49 games as an Aztec.
- 14 of his 16 career double figure scoring games have come in the last 27 contests.
- In 41 career games vs. Mountain West competition (34-7) is averaging 5.0 points with 2.5 rebounds, 2.6 assists and 0.9 steals.
- When he reaches double figure scoring, SDSU is 14-2 in his Aztec career.
- In his SDSU career, when he totals at least four assists in a game, the Aztecs are 20-4.
- Has played 30+ minutes in 11-of-17 games this year, including six in a row to start the season.
- Missed the first game of his Aztecs career at UNLV (1/1), snapping a 71-game streak, which included 39 straight starts.

## 2021-22 GAME-BY-GAME STATISTICS

Opponent	GS	MP	FG	3FG	FT	O-D-R	PF	TP	A	TO	S	B
UC RIVERSIDE	*	31	7-16	1-3	0-0	1-3-4	3	15	1	2	0	0
at Brigham Young	*	36	5-14	1-6	1-2	0-3-3	3	12	4	0	0	0
ARIZONA STATE	*	31	1-5	0-1	2-4	0-6-6	3	4	4	1	1	0
UT ARLINGTON	*	31	2-6	2-2	5-5	0-1-1	4	11	2	1	1	0
vs. Georgetown	*	35	3-9	1-3	0-2	0-1-1	2	7	8	1	3	1
vs. Southern California	*	34	4-10	1-2	2-4	0-3-3	4	11	1	3	1	0
LONG BEACH STATE	*	24	7-9	1-1	1-2	0-1-1	2	16	5	2	2	0
at Michigan	*	37	2-9	0-2	3-4	1-4-5	4	7	2	2	2	0
CAL STATE FULLERTON	*	37	5-10	1-3	4-4	0-7-7	2	15	3	5	4	1
vs. Saint Mary's	*	36	6-11	1-1	2-2	0-1-1	3	15	6	4	1	0
UC SAN DIEGO	*	33	1-6	1-2	1-2	0-2-2	2	4	7	2	1	0
SAN DIEGO CHRISTIAN	Canceled											
at UNLV	INJ											
COLORADO STATE	*	23	1-4	0-0	0-0	0-2-2	4	2	4	3	0	0
at New Mexico	Postponed											
BOISE STATE	*	20	2-6	0-1	0-0	0-0-0	1	4	1	2	1	0
UNLV	*	25	4-8	1-3	2-4	0-2-2	3	11	2	3	0	0
at Utah State	*	27	0-4	0-1	0-0	0-3-3	2	0	0	4	2	0
NEW MEXICO	*	28	1-3	1-2	0-0	0-4-4	0	3	6	1	0	1
at Colorado State	*	36	2-7	0-2	0-0	0-4-4	1	4	3	4	1	0
NEVADA												
at San Jose State												
AIR FORCE												
UTAH STATE												
at Fresno State												
at Boise State												
SAN JOSE STATE												
at Wyoming												
FRESNO STATE												
at Nevada												

## MISCELLANEOUS STATS/SAN DIEGO STATE RECORD

Category	2021-22 Season Games	SDSU W/L	Career Games	SDSU W/L
Double-Figure Scoring	8	6-2	16	14-2
15-Point Games	4	4-0	8	8-0
Led SDSU in Scoring	3	2-1	3	3-1
Led SDSU in Rebounding	0	0-1	1	0-1
Led SDSU in Assists	11	8-3	31	23-8
Multiple Steals	5	3-2	19	15-4
One Turnover or Less	5	4-1	48	41-7

Consecutive Games	Current	Long
Consecutive Games Played	6	71
Scoring A Point	2	28
One Turnover or Less	-	8

\* - Denotes an active streak

## SEASON/CAREER HIGHS

Points	
Season	16 vs. Georgetown (11/25/21)
Career	16 vs. Georgetown (11/25/21)

Rebounds	
Season	6 vs. New Mexico (1/31/22)
	6 vs. Colorado State (1/8/22)
Career	6 vs. New Mexico (1/31/22)
	6 vs. Colorado State (1/8/22)

Assists	
Season	5 at Utah State (1/26/22)
Career	6 vs. Wyoming (1/28/21)

Field Goals	
Season	6 vs. Georgetown (11/25/21)
Career	6 vs. Georgetown (11/25/21)
	6 at Utah State (1/16/21)

Field Goals Attempted	
Season	14 vs. Southern California (11/26/21)
Career	10 vs. Arizona State (11/18/21)

Three-Point Field Goals	
Season	3 vs. Georgetown (11/25/21)
Career	3 vs. Georgetown (11/25/21)

Three-Point FG Attempted	
Season	6 vs. Arizona State (11/18/21)
Career	6 vs. Arizona State (11/18/21)

Free Throws	
Season	5 vs. UC Riverside (11/9/12)
Career	5 vs. UC Riverside (11/9/12)
	5 vs. Nevada (3/12/21)

Free Throws Attempted	
Season	6 vs. Arizona State (11/18/21)
	6 vs. UC Riverside (11/9/12)
Career	7 vs. Nevada (3/12/21)
	7 at Fresno State (2/20/21)

Steals	
Season	4 vs. Colorado State (1/8/22)
Career	5 at Utah State (1/16/21)

Blocked Shots	
Season	1 at Utah State (1/26/22)
	1 vs. Boise State (1/22/22)
	1 vs. Colorado State (1/8/22)
Career	1 vs. Long Beach State (11/30/21)
	1 at Utah State (1/26/22)
	1 vs. Boise State (1/22/22)
	1 vs. Colorado State (1/8/22)
	1 vs. Long Beach State (11/30/21)
	1 vs. Pepperdine (12/6/20)

Minutes Played	
Season	34:50 vs. Southern California (11/26/21)
Career	34:50 vs. Southern California (11/26/21)



# 5 • LAMONT BUTLER

GUARD • 6-2 • 200 • SOPHOMORE - 1L  
MORENO VALLEY, CALIF. (RIVERSIDE POLY HIGH)

2020-21 - Mountain West Scholar-Athlete, Academic All-Mountain West  
2021-22 - Paycom Wooden Legacy All-Tournament Team

### Quick Hits

- A physical point guard, who is equally comfortable getting to the rim, shooting from midrange or dishing the ball to his teammates.
- Rated a four-star recruit by ESPN and three-star talent by Rivals.com and 247Sports.com.
- Named one of the class of 2020's top-50 point guards nationally by ESPN (No. 30).
- Passed NBA Hall of Famer Reggie Miller as Poly's all-time leading scorer with more than 1,800-career points, shooting .432 (642-of-1,485) from the floor, with 559 assists and 271 steals.
- Earned inclusion on the Paycom Wooden Legacy all-tournament team where he averaged 12.5 points, 2.5 rebounds, 2.0 assists & had a 4.0:1 assist to turnover ratio.

### Season Highlights

- Equaled a career-high 5 FIs in the season-opener vs. UC Riverside (11/9).
- Scored a career-best 14 points vs. Arizona State (11/18), including a career-high 2 threes & 5 FTs in 28:50.
- Played a career-high 30:00 & led the team w/ 3 steals vs. UT Arlington (11/20).
- Scored a career-best 16 points (6-of-6 FG & 3-of-3 3FG) vs. Georgetown in the semifinal of the Paycom Wooden Legacy (the first SDSU player in 26 seasons to post a perfect night shooting from the field with at least six field goal attempts and at least three three-point field goal attempts).
- Against Long Beach State reached double figure scoring for the third time this year (3-0) & eighth time as an Aztec (7-1).
- Returned to action vs. No. 20 Colorado State (1/8) after a 40 day/5 game stretch due to a fractured wrist & finished with a career-high 6 rebounds and added 11 points.
- Led the team with 10 pts & 3 assists vs. Boise State (1/22).
- Notched a season-high 5 assists at Utah State (1/26).
- Equaled a season & career-best with 6 rebounds vs. New Mexico (1/31).

### As a Freshman (2020-21 Season)

- Is the only player to compile at least 13 points & five steals off the bench (at Utah State on 1/16) for SDSU, regardless of class, in the last 25 years.
- Combine his 13 pts & 5 steals at Utah State & he is just the third San Diego State true freshman to have at least that many points and steals in a game since the start of the 1996-97 season (Kyle Spain & Richie Williams in 2005-06).
- Was the first Aztec true freshman to start back-to-back games since Nathan Mensah on March 15 & 16, 2019 and is just the third freshman in the previous four seasons to start a game for SDSU (Matt Mitchell & Nathan Mensah).

### Trending

- Scored in double figures (10.7 ppg) vs. Long Beach State, Colorado State & Boise State, the longest streak of consecutive double-digit games in his career.
- Appeared in the first 35 games of his college career, including two starts in 2020-21 and five games this year before an injury vs. Long Beach State shelved him for 40 days/5 games.
- The team is 31-10 in games in which he has played, and is 9-4 in his starts, where he is averaging 9.2 points, 3.1 rebounds & 2.8 assists.
- Has lost back-to-back games in college once (Jan. 14 & Jan. 16, 2021 at Utah State).
- Has scored in 17 straight games, the longest such streak in his college career.
- In 23 Mountain West contests (17-6) is shooting 40.7 percent (50-of-123) from the field, and averages 2.4 rebounds and 2.1 assists and 5.9 points.
- In his last 6 games against Mountain West opponents is averaging 8.5 points, 3.3 rebounds, 2.8 assists, 2.2 steals and has three blocked shots.
- In games in which he has a minimum of 3 assists, SDSU is 11-2, and he averages 9.5 points, 3.7 assists, 2.9 rebounds and 2.0 steals.
- In three career games against Nevada (3-0) is averaging 4.3 points on .500 shooting, .667 from the bonus distance and .714 from the line.

### 2021-22 GAME-BY-GAME STATISTICS

Opponent	GS	MP	FG	3FG	FT	O-D-R	PF	TP	A	TO	S	B
UC RIVERSIDE		16	0-1	0-0	5-6	0-1-1	3	5	1	2	0	0
at Brigham Young		13	2-5	0-1	0-1	0-1-1	5	4	0	2	2	0
ARIZONA STATE	*	29	4-10	2-6	4-6	0-3-3	2	14	3	3	2	0
UT ARLINGTON	*	30	3-7	1-2	2-3	0-4-4	2	9	3	5	3	0
vs. Georgetown	*	20	6-6	3-3	1-2	0-2-2	4	16	3	1	3	0
vs. Southern California	*	35	4-14	1-3	0-0	0-3-3	1	9	1	0	1	0
LONG BEACH STATE	*	25	3-5	1-2	4-4	0-1-1	1	11	3	3	3	1
at Michigan												
CAL STATE FULLERTON												
vs. Saint Mary's												
UC SAN DIEGO												
SAN DIEGO CHRISTIAN												
at UNLV												
COLORADO STATE	*	28	4-12	1-3	2-2	1-5-6	3	11	3	2	4	1
at New Mexico												
BOISE STATE	*	35	4-12	2-5	0-0	1-1-2	2	10	3	3	2	1
UNLV	*	24	4-7	1-2	0-0	0-0-0	2	9	1	2	2	0
at Utah State	*	34	2-7	0-2	0-0	0-1-1	3	4	5	5	1	1
NEW MEXICO	*	27	4-8	1-2	0-0	1-5-6	3	9	4	1	2	0
at Colorado State	*	26	3-9	2-4	0-0	2-3-5	2	8	1	1	1	0
NEVADA												
at San Jose State												
AIR FORCE												
UTAH STATE												
at Fresno State												
at Boise State												
SAN JOSE STATE												
at Wyoming												
FRESNO STATE												
at Nevada												

### MISCELLANEOUS STATS/SDSU RECORD

Category	2021-22 Season Games	SDSU W/L	Career Games	SDSU W/L
Double-Figure Scoring	5	4-1	10	8-2
Lead SDSU in Scoring	2	1-1	2	1-1
Lead SDSU in Rebounding	0	0-0	0	0-0
Lead SDSU in Assists	1	1-1	6	5-1
Multiple Three-Pointers	3	2-1	4	3-1
One Turnover or Less	4	2-2	25	21-4
Consecutive Games	Current	Long		
Consecutive Games Played	6	35		
Scoring A Point	17	17*		
One Turnover or Less	2	5		

\* - Denotes an active streak

## BUTLER CAREER STATISTICS

Year	G-GS	Min.-Avg.	FG-FGA	Pct.	3P-3PA	Pct.	FT-FTA	Pct.	OR	DR	Reb	Avg.	PF-D	AT	TO	BS	ST	Pts	Avg.
20-21	28-2	347-12.4	40-101	.396	9-31	.290	32-48	.667	5	43	48	1.7	49-1	43	35	1	24	121	4.3
21-22	13-11	342-26.3	43-103	.417	15-35	.429	18-24	.750	5	30	35	2.7	33-1	31	30	4	26	119	9.2
<b>TOTAL</b>	<b>41-13</b>	<b>689-16.8</b>	<b>83-204</b>	<b>.407</b>	<b>24-66</b>	<b>.364</b>	<b>50-72</b>	<b>.694</b>	<b>10</b>	<b>73</b>	<b>83</b>	<b>2.0</b>	<b>82-2</b>	<b>74</b>	<b>65</b>	<b>5</b>	<b>50</b>	<b>240</b>	<b>5.9</b>

## SEASON/CAREER HIGHS

<b>Points</b>	
Season	12 vs. Long Beach State (11/30/21)
Career	13 at Air Force (1/22/21)

<b>Rebounds</b>	
Season	2 vs. Boise State (1/22/22) 2 at UNLV (1/1/22)
	2 vs. Saint Mary's (12/17/21) 2 at Michigan (12/4/21)
	2 vs. Long Beach State (11/30/21) 2 vs. UT Arlington (11/20/21)
Career	2 vs. Boise State (1/22/22) 2 at UNLV (1/1/22)
	2 vs. Saint Mary's (12/17/21) 2 at Michigan (12/4/21)
	2 vs. Long Beach State (11/30/21) 2 vs. UT Arlington (11/20/21)

<b>Assists</b>	
Season	2 at UNLV (1/1/22)
Career	2 at UNLV (1/1/22) 2 at Air Force (1/22/21)

<b>Field Goals</b>	
Season	4 vs. Long Beach State (11/30/21)
Career	5 at Air Force (1/22/21)

<b>Field Goals Attempted</b>	
Season	9 vs. Long Beach State (11/30/21)
Career	9 vs. Long Beach State (11/30/21) 9 at Air Force (1/22/21) 9 vs. St. Katherine (12/2/20)

<b>Three-Point Field Goals</b>	
Season	2 vs. Colorado State (1/8/22) 2 at Michigan (12/4/21)
	2 vs. Long Beach State (11/30/21)
Career	4 vs. St. Katherine (12/2/20)

<b>Three-Point FG Attempted</b>	
Season	7 vs. Long Beach State (11/30/21)
Career	8 vs. St. Katherine (12/2/20)

<b>Free Throws</b>	
Season	2 vs. Long Beach State (11/30/21)
Career	2 vs. Long Beach State (11/30/21)

<b>Free Throws Attempted</b>	
Season	2 at UNLV (1/1/22) 2 vs. Long Beach State (11/30/21)
Career	2 at UNLV (1/1/22) 2 vs. Long Beach State (11/30/21)

<b>Steals</b>	
Season	1 at Michigan (12/4/21) 1 vs. Long Beach State (11/30/21) 1 at Brigham Young (11/12/21) 1 vs. UC Riverside (11/9/21)
Career	2 at Air Force (1/24/21)

<b>Blocked Shots</b>	
Season	
Career	

<b>Minutes Played</b>	
Season	21:03 vs. Long Beach State (11/30/21)
Career	21:03 vs. Long Beach State (11/30/21)



# 10 • KEITH DINWIDDIE JR.

GUARD • 6-0 • 185 • SOPHOMORE - SQ  
LOS ANGELES, CALIF. (FAIRFAX SENIOR HIGH)

### Quick Hits

- A shooting guard who can provide instant offense off the bench.
- Named a three-star recruit and one of the class of 2020's top-50 shooting guards nationally (No. 47) by Rivals.com.
- As a HS senior, he earned Western League Most Valuable Player honors as well as co-Player of the Year for both the All-City Open Division & All-CIF LA City Section.
- In two varsity seasons, as a junior and senior, his team went 53-8 overall, including 22-0 in Western League action which resulted in back-to-back league championships.
- As a junior, led his team to the Los Angeles City Section Open Division championship, the No. 5 ranking in the state and No. 22 in the nation.

### Season Highlights

- Played 6 mins in the season opener vs. UC Riverside (11/9) and had one steal.
- Scored his first bucket of the campaign, a 3-pointer, at Brigham Young (11/12).
- Grabbed a career-high 2 rebounds vs. UT Arlington (11/20).
- Scored a season-high 12 points, one off his career best, vs. Long Beach State (11/30).
- Hit multiple 3-pointers in back-to-back games (vs. Long Beach State & at Michigan) for just the second time in his college career. (two in each game).
- Matched his career-best with two rebounds vs. Saint Mary's (12/17).
- Equaled his career-high with two assists at UNLV (1/1) where he also got his first career start.
- Versus No. 20 Colorado State (1/8), sank multiple 3-pointers (3rd time this season).

### As A Freshman (2020-21 Season)

- Made his college debut vs. UC Irvine (11/27) & knocked down two 3-ptns in just over a minute.
- Averaged 0.818 points per minutes played, which was tops on the squad.
- Averaged 32.7 points per 40 minutes played.

### Trending

- For his career 69.0 percent of his buckets are from the bonus distance (20-of-29) and 69.4 percent of his shots (59-of-85) are from downtown.
- His .448 field goal & .455 3-point field goal percentages were the highest among SDSU's scholarship freshmen last season.
- Had appeared in 15 consecutive games to open the season, and including the NCAA tournament last year, had appeared in 16 straight games, a career-high, before missing the game at Utah State (1/26).
- Has played double figure minutes in eight of the last 13 games, including a run of five straight and a career-high 21:03 vs. Long Beach State (11/30).
- Per 40 minutes played, is averaging 14.5 points, 3.0 rebounds, 1.8 assists and 1.1 steals in 23 career games.
- In six games in which he has hit multiple 3-pointers during his career, the Aztecs are 5-1.
- In 8 career games against MW competition (7-1), is averaging 2.8 points with 5-of-8 made FGs coming from the bonus distance, and 0.8 assists and 0.8 rebounds.
- In three true MW road games (3-0), has averaged 5.3 points, 1.7 assists and 1.0 rebounds and set his single game career-high with 13 points at Air Force (1/22/21).

### 2021-22 GAME-BY-GAME STATISTICS

Opponent	GS	MP	FG	3FG	FT	O-D-R	PF	TP	A	TO	S	B
UC RIVERSIDE	6	0-1	0-0	0-0	0-0-0	1	0	0	0	1	0	0
at Brigham Young	11	1-4	1-4	0-0	0-0-0	0	3	1	0	1	0	0
ARIZONA STATE	4	1-1	0-0	0-0	0-0-0	0	2	0	1	0	0	0
UT ARLINGTON	12	1-3	1-2	0-0	0-2-2	0	3	0	0	0	0	0
vs. Georgetown	18	1-3	1-1	0-0	0-0-0	2	3	0	1	0	0	0
vs. Southern California	20	0-5	0-4	0-0	0-0-0	2	0	1	1	0	0	0
LONG BEACH STATE	21	4-9	2-7	2-2	0-2-2	1	12	1	1	1	0	0
at Michigan	14	3-8	2-6	0-0	0-2-2	2	8	0	1	1	0	0
CAL STATE FULLERTON	5	0-1	0-1	0-0	0-1-1	2	0	0	1	0	0	0
vs. Saint Mary's	8	1-4	0-0	0-0	0-2-2	1	2	0	0	0	0	0
UC SAN DIEGO	16	2-3	1-2	0-0	0-1-1	1	5	1	1	0	0	0
SAN DIEGO CHRISTIAN	Canceled											
at UNLV	*	15	0-5	0-3	1-2	0-2-2	1	1	2	0	0	0
COLORADO STATE	10	2-3	2-3	0-0	0-0-0	1	6	1	0	0	0	0
at New Mexico	Postponed											
BOISE STATE	3	0-1	0-0	0-0	0-2-2	0	0	0	0	0	0	0
UNLV	8	0-4	0-3	0-0	0-1-1	1	0	0	0	0	0	0
at Utah State	DNP											
NEW MEXICO	9	0-1	0-1	0-0	0-0-0	0	0	0	0	0	0	0
at Colorado State	DNP											
NEVADA												
at San Jose State												
AIR FORCE												
UTAH STATE												
at Fresno State												
at Boise State												
SAN JOSE STATE												
at Wyoming												
FRESNO STATE												
at Nevada												

### MISCELLANEOUS STATS/SDSU RECORD

Category	2021-22 Season Games	SDSU W/L	Career Games	SDSU W/L
Double-Figure Scoring	1	1-0	3	3-0
Lead SDSU in Scoring	0	0-0	0	0-0
Lead SDSU in Rebounding	0	0-0	0	0-0
Lead SDSU in Assists	0	0-0	0	0-0
Multiple Three-Pointers	3	2-1	6	5-1
One Turnover or Less	15	12-3	22	18-4
Consecutive Games	Current	Long		
Consecutive Games Played	-	16		
Scoring A Point	-	4		
One Turnover or Less	23	23*		

\* - Denotes an active streak

## DINWIDDIE JR. CAREER STATISTICS

Year	G-GS	Min.-Avg.	FG-FGA	Pct.	3P-3PA	Pct.	FT-FTA	Pct.	OR	DR	Reb	Avg.	PF-D	AT	TO	BS	ST	Pts	Avg.
20-21	7-0	44-6.3	13-29	.448	10-22	.455	0-0	.000	1	1	2	0.3	1-0	3	1	0	2	36	5.1
21-22	16-1	179-11.2	16-56	.286	10-37	.270	3-4	.750	0	15	15	0.9	15-0	7	7	0	4	45	2.8
<b>TOTAL</b>	<b>23-1</b>	<b>223-9.7</b>	<b>29-85</b>	<b>.341</b>	<b>20-59</b>	<b>.339</b>	<b>3-4</b>	<b>.750</b>	<b>1</b>	<b>16</b>	<b>17</b>	<b>0.7</b>	<b>16-0</b>	<b>10</b>	<b>8</b>	<b>0</b>	<b>6</b>	<b>81</b>	<b>3.5</b>

## SEASON/CAREER HIGHS

### Points

Season  
Career

### Rebounds

Season  
Career

### Assists

Season  
Career

### Field Goals

Season  
Career

### Field Goals Attempted

Season  
Career

### Three-Point Field Goals

Season  
Career

### Three-Point FG Attempted

Season  
Career

### Free Throws

Season  
Career

### Free Throws Attempted

Season  
Career

### Steals

Season  
Career

### Blocked Shots

Season  
Career

### Minutes Played

Season  
Career



# 11 • DEMARSHAY JOHNSON JR.

FORWARD • 6-9 • 225 • FRESHMAN - HS  
RICHMOND, CALIF. (SALESIAN COLLEGE PREP)

### Quick Hits

- A 2021 graduate of Salesian College Prep in Richmond, Calif.
- A three-star recruit according to Rivals and 247Sports, who also had him rated as the No. 27 center in the nation.
- In four seasons, he helped his team to a 101-12 record, including a 37-0 mark in Tri-County Athletic League (TCAL) play.
- The program won three TCAL championships and back-to-back (2017-18 & 2018-19) CIF North Coast Section Division III titles.
- As a sophomore earned honorable mention All-TCAL distinction as Salesian went 31-1, including 10-0 in league play.
- As a junior (2019-20) Salesian posted a 25-7 record, were TCAL champions with a 10-0 mark, and reached the semifinals of the CIF North Coast Section Open Division playoffs.
- In each of his first three years, Salesian finished the season nationally ranked No. 16 (2017-18), No. 14 (2018-19) and No. 31 (2019-20) according to maxpreps.com.

## 2021-22 GAME-BY-GAME STATISTICS

Opponent	GS	MP	FG	3FG	FT	O-D-R	PF	TP	A	TO	S	B
UC RIVERSIDE		DNP										
at Brigham Young		DNP										
ARIZONA STATE		DNP										
UT ARLINGTON		DNP										
vs. Georgetown		DND										
vs. Southern California		DND										
LONG BEACH STATE		DNP										
at Michigan		DND										
CAL STATE FULLERTON		DNP										
vs. Saint Mary's		DNP										
UC SAN DIEGO		DNP										
SAN DIEGO CHRISTIAN		Canceled										
at UNLV		DNT										
COLORADO STATE		INJ										
at New Mexico		Postponed										
BOISE STATE		DNP										
UNLV		DNP										
at Utah State		DNP										
NEW MEXICO		DNP										
at Colorado State		DNP										
NEVADA												
at San Jose State												
AIR FORCE												
UTAH STATE												
at Fresno State												
at Boise State												
SAN JOSE STATE												
at Wyoming												
FRESNO STATE												
at Nevada												

## MISCELLANEOUS STATS/SAN DIEGO STATE RECORD

Category	2021-22 Season		Career	
	Games	SDSU W/L	Games	SDSU W/L
Double-Figure Scoring	0	0-0	0	0-0
15-Point Games	0	0-0	0	0-0
20-Point Games	0	0-0	0	0-0
Lead SDSU in Scoring	0	0-0	0	0-0
Lead SDSU in Rebounding	0	0-0	0	0-0
Lead SDSU in Assists	0	0-0	0	0-0
Multiple Steals	0	0-0	0	0-0
One Turnover or Less	0	0-0	0	0-0

Consecutive Games	Current	Long
Double-Figure Scoring	-	-
Consecutive Games Played	-	-
Without Fouling Out	-	-
With A Steal	-	-
One Turnover or Less	-	-

\* - Denotes an active streak

## JOHNSON JR. CAREER STATISTICS

Year	G-GS	Min.-Avg.	FG-FGA	Pct.	3P-3PA	Pct.	FT-FTA	Pct.	OR	DR	Reb	Avg.	PF-D	AT	TO	BS	ST	Pts	Avg.
21-22	0-0	0-0.0	0-0	.000	0-0	.000	0-0	.000	0	0	0	0.0	0-0	0	0	0	0	0	0.0

## SEASON/CAREER HIGHS

### Points

Season	2 vs. UNLV (1/24/22)
Career	6 vs. Wyoming (1/30/21)

### Rebounds

Season	1 vs. Colorado State (1/8/22)
Career	2 at Air Force (1/24/21)

### Assists

Season	
Career	

### Field Goals

Season	1 vs. UNLV (1/24/22)
Career	2 vs. Wyoming (1/30/21) 2 at Air Force (1/24/21)

### Field Goals Attempted

Season	3 vs. Long Beach State (11/30/21)
Career	3 vs. Long Beach State (11/30/21) 3 at Air Force (1/24/21)

### Three-Point Field Goals

Season	
Career	

### Three-Point FG Attempted

Season	1 vs. UNLV (1/24/22)
Career	2 vs. Long Beach State (11/30/21)

### Free Throws

Season	
Career	2 vs. Wyoming (1/30/21)

### Free Throws Attempted

Season	
Career	2 vs. Wyoming (1/30/21) 2 at Air Force (1/24/21)

### Steals

Season	1 vs. Long Beach State (11/30/21) 1 vs. Georgetown (11/25/21)
Career	1 vs. Long Beach State (11/30/21) 1 vs. Georgetown (11/25/21)

### Blocked Shots

Season	1 vs. UNLV (1/24/22)
Career	1 vs. UNLV (1/24/22)

### Minutes Played

Season	3:13 vs. New Mexico (1/31/22)
Career	3:44 vs. St. Katherine (12/2/20)



# 14 • CADE ALGER

FORWARD • 6-9 • 190 • SOPHOMORE - SQ  
RIPON, CALIF. (RIPON CHRISTIAN HIGH/SEATTLE U)

(AL-ger)

2020-21 - Academic All-Mountain West

### Quick Hits

- A non-scholarship player in his second season and has 14 appearances as an Aztec.

### Season Highlights

- Made his season debut vs. Georgetown (11/25) and picked up the first steal of his career.
- Played a season-best 2:53 vs. Long Beach State (11/30), where he matched his career-high with three shots.
- Scored his first bucket of the year vs. UNLV (1/24)

### As a Sophomore (2021-22 Season)

- Made his season debut vs. Georgetown (11/25) where he picked up the first steal of his career.

### As a Redshirt Freshman (2020-21 Season)

- Made his collegiate debut vs. UC Irvine (11/27).
- Saw a season-high 3:44 of action vs. St. Katherine (12/2).
- Recorded his first collegiate points at Air Force (1/22).
- Scored four points and grabbed the first two rebounds of his career at Air Force (1/24).
- Went 2-of-2 from the floor & the line against Wyoming (1/30) to set a career-high w/ 6 pts.
- Scored in back-to-back games (at Air Force - 1/22 & 1/24) for the first time in his college career.
- Five consecutive appearances (Jan. 22 at Air Force-to-Feb. 8 vs. San Jose State) are a career-high.

### As a Freshman at Seattle U (2019-20 Season)

- Utilized his redshirt season.

### High School

- A graduate of Ripon (Calif.) Christian High School.
- As a senior averaged 18.0 points, 13.2 rebounds and 3.0 assists (according to MaxPreps.com) and finished his career with more than 1,000 points.
- Led his team to a 20-11 record, 10-2 in Trans Valley League (TVL) play, and a berth in the CIF state tournament in 2018-19 and a two-time first-team All-TVL selection.
- In his senior year (2018-19) was named a first-team Front Row Preps All-Region and CalHiSports.com All-State performer as well as D5 Scholar Athlete of the Year.
- As a junior, led the team to the CIF Sac-Joaquin Division 6 Section championship, was named *Modesto Bee* All-District Team and earned the CIF Sac-Joaquin Sportsmanship Award.

## 2021-22 GAME-BY-GAME STATISTICS

Opponent	GS	MP	FG	3FG	FT	O-D-R	PF	TP	A	TO	S	B
UC RIVERSIDE		DNP										
at Brigham Young		DNP										
ARIZONA STATE		DNP										
UT ARLINGTON		DNP										
vs. Georgetown	1	0-0	0-0	0-0	0-0-0	0	0	0	0	1	0	0
vs. Southern California		DNP										
LONG BEACH STATE	3	0-3	0-2	0-0	0-0-0	1	0	0	0	1	0	0
at Michigan		DNP										
CAL STATE FULLERTON		DNP										
vs. Saint Mary's		DNP										
UC SAN DIEGO	1	0-0	0-0	0-0	0-0-0	0	0	0	0	1	0	0
SAN DIEGO CHRISTIAN		Canceled										
at UNLV		DNP										
COLORADO STATE	2	0-0	0-0	0-0	0-1-1	0	0	0	0	0	0	0
at New Mexico		Postponed										
BOISE STATE		DNP										
UNLV	2	1-2	0-1	0-0	0-0-0	0	2	0	0	0	1	0
at Utah State		DNP										
NEW MEXICO	3	0-1	0-0	0-0	0-0-0	0	0	0	0	0	0	0
at Colorado State		DNP										
NEVADA												
at San Jose State												
AIR FORCE												
UTAH STATE												
at Fresno State												
at Boise State												
SAN JOSE STATE												
at Wyoming												
FRESNO STATE												
at Nevada												

## MISCELLANEOUS STATS/SAN DIEGO STATE RECORD

Category	2020-21 Season Games	SDSU W/L	Career Games	SDSU W/L
Double-Figure Scoring	0	0-0	0	0-0
15-Point Games	0	0-0	0	0-0
Lead SDSU in Scoring	0	0-0	0	0-0
Lead SDSU in Rebounding	0	0-0	0	0-0
Lead SDSU in Assists	0	0-0	0	0-0
Multiple Three-Pointers	0	0-0	0	0-0
One Turnover or Less	6	6-0	14	13-1

Consecutive Games	Current	Long
Consecutive Games Played	-	5
Without Fouling Out	14	14*
Scoring A Point	-	2
At Least One Three-Pointer	-	-
One Turnover or Less	14	14*

\* - Denotes an active streak

## ALGER CAREER STATISTICS

Year	G-GS	Min.-Avg.	FG-FGA	Pct.	3P-3PA	Pct.	FT-FTA	Pct.	OR	DR	Reb	Avg.	PF-D	AT	TO	BS	ST	Pts	Avg.
20-21	8-0	17-2.1	5-6	.833	0-0	.000	3-5	.600	2	0	2	0.3	1-0	0	1	0	0	13	1.6
21-22	6-0	13-2.2	1-6	.167	0-3	.000	0-0	.000	0	1	1	0.2	1-0	0	1	1	2	2	0.3
<b>TOTAL</b>	<b>14-0</b>	<b>30-2.1</b>	<b>6-12</b>	<b>.500</b>	<b>0-3</b>	<b>.000</b>	<b>3-5</b>	<b>.600</b>	<b>2</b>	<b>1</b>	<b>3</b>	<b>0.2</b>	<b>2-0</b>	<b>0</b>	<b>2</b>	<b>1</b>	<b>2</b>	<b>15</b>	<b>1.1</b>

## SEASON/CAREER HIGHS

### Points

Season	15 at Utah State (1/26/22)
Career	23 at Fordham (1/27/21)*

### Rebounds

Season	6 vs. UC Riverside (11/9/21)
Career	6 vs. UC Riverside (11/9/21) 6 vs. Rhode Island (2/27/21)*

### Assists

Season	2 at Utah State (1/26/22) 2 vs. Colorado State (1/8/22) 2 vs. UC San Diego (12/22/21)
Career	5 vs. Rhode Island (2/27/21)*

### Field Goals

Season	5 at Utah State (1/26/22) 5 at UNLV (1/1/22)
Career	8 at Fordham (1/27/21)*

### Field Goals Attempted

Season	9 at Utah State (1/26/22)
Career	15 at Fordham (1/27/21)*

### Three-Point Field Goals

Season	3 at Utah State (1/26/22)
Career	7 at Fordham (1/27/21)*

### Three-Point FG Attempted

Season	5 at Utah State (1/26/22)
Career	11 at Fordham (1/27/21)*

### Free Throws

Season	5 vs. Colorado State (1/8/22)
Career	8 vs. Rhode Island (2/27/21)*

### Free Throws Attempted

Season	6 vs. Colorado State (1/8/22)
Career	9 vs. Rhode Island (2/27/21)*

### Steals

Season	3 vs. New Mexico (1/31/22)
Career	3 vs. New Mexico (1/31/22) 3 vs. Richmond (3/4/21)*

### Blocked Shots

Season	2 vs. Colorado State (1/8/22) 2 at UNLV (1/1/22)
Career	2 vs. Long Beach State (11/30/21) 3 vs. Rhode Island (2/27/21)*

### Minutes Played

Season	20:41 vs. Colorado State (1/8/22)
Career	34 vs. Rhode Island (2/27/21)*

\* - at Duquesne



# 20 • CHAD BAKER-MAZARA

(MUH-zar-uh)

GUARD • 6-7 • 190 • SOPHOMORE - TR

SANTO DOMINGO, DOMINICAN REPUBLIC (SPIRE ACADEMY (OHIO)/DUQUESNE)

### Quick Hits

- One of 15 players nationally to average 15.6 points, 4.7 rebounds, 1.9 assists, 1.6 steals and 1.4 blocks per 40 minutes played, 1-of-4 to return this season and the only underclassman in the group.
- His 41.7 percent from the bonus distance last year was the second highest for a freshman in Duquesne history, led the team, and would have ranked No. 4 on SDSU's Division I freshman record book.
- One of two players in the nation last year to go at least 5-of-5 from distance, dish out at least five assists and nab at least three steals in a game. Baker-Mazara did it against Rhode Island (1/20/21).
- Is believed to be the first Aztecs basketball player to hail from the Dominican Republic.

### Season Highlights

- Made his Aztec debut vs. UC Riverside (11/9) where he equaled his career-best w/ 6 rebs.
- Against UT Arlington (11/20), picked up his first assist as an Aztec.
- Recorded season-bests in points (7), 3-pointers (1), minutes (18) & blocks (2) vs. Long Beach State (11/30).
- Matched his season bests w/ 7 points & one 3-pointer at Michigan (12/4).
- Set season-highs in FGs (3) & assists (2) vs. UC San Diego (12/22).
- Notched a season-high with 11 points at UNLV (1/1) where he was 5-of-6 from the floor, including going 1-of-1 from the bonus distance.
- Set new season-best w/ 14 points vs. No. 20 Colorado State (1/8).
- Matched a season-best with two steals vs. UNLV (1/24).
- Notched a season-best 15 points and sank multiple 3-pointers for the first time as an Aztec at Utah State (1/26).

### As a Freshman at Duquesne (2020-21 Season)

A-10 Rankings: 3rd in 3-point field goal percentage. 11th in blocked shots

NCAA Rankings: 268 in blocked shots per game

### Trending

- Has scored 78 of his 92 points (.848) on the season in the last 11 contests and 50 of his 92 points (.543) in the last six games.
- Has appeared in the scoring column in 28 of his 32 career games, including 14 of 17 games as an Aztec.
- Has a 3-pointer in eight of his last 11 contests and is shooting .440 (11-of-25) from beyond the arc during that stretch.
- In 18 career games in which he has made at least one 3-pointer his team is 13-5, including 6-2 as an Aztec, and in those games he is shooting .537 from the bonus distance (36-of-67).
- Reached double digit scoring in three of the last six games: at UNLV (1/1), versus Colorado State (1/8), and at Utah State (1/26); the first three times of his Aztecs career.
- In his first six MW games, he's averaged 8.3 points, 2.2 boards, 1.0 blocks and 1.4 steals, while shooting 18-of-36 FG (.500), 7-of-16 3FG (.438) & 7-of-10 FT (.700).
- In 11 career road games averages 8.3 points & 2.2 rebounds while shooting 33-of-77 (.429) from the field, 17-of-40 (.425) from beyond the arc and 8-of-13 (.615) from the line.

### 2021-22 GAME-BY-GAME STATISTICS

Opponent	GS	MP	FG	3FG	FT	O-D-R	PF	TP	A	TO	S	B
UC RIVERSIDE	14	1-4	0-1	4-5	0-6	0	6	0	0	0	1	
at Brigham Young	7	1-5	0-2	0-0	0-1	1	2	2	0	1	0	
ARIZONA STATE	11	1-4	0-1	2-2	1-1	2	1	4	0	0	1	
UT ARLINGTON	10	0-3	0-1	2-2	0-0	2	2	1	1	0	1	
vs. Georgetown	6	0-1	0-0	0-0	0-1	1	0	0	0	0	0	
vs. Southern California	6	0-1	0-1	0-0	0-0	1	0	0	0	0	0	
LONG BEACH STATE	18	2-7	1-3	2-2	0-2	0	7	1	1	1	2	
at Michigan	8	2-4	1-2	2-2	0-1	1	7	0	0	0	0	
CAL STATE FULLERTON	13	2-5	1-2	0-0	0-3	1	5	2	1	0	0	
vs. Saint Mary's	8	1-2	1-1	0-0	0-1	1	2	3	0	0	0	
UC SAN DIEGO	10	3-6	0-1	0-0	0-0	0	6	2	0	2	0	
SAN DIEGO CHRISTIAN	Canceled											
at UNLV	18	5-6	1-1	0-0	0-5	2	11	0	3	1	2	
COLORADO STATE	21	4-8	1-4	5-6	2-0	2	14	2	1	1	2	
at New Mexico	Postponed											
BOISE STATE	DNP											
UNLV	9	1-3	0-1	0-0	0-2	2	2	1	1	2	1	
at Utah State	17	5-9	3-5	2-4	0-0	2	15	2	1	2	1	
NEW MEXICO	11	3-6	2-3	0-0	0-2	2	8	0	2	3	0	
at Colorado State	8	0-4	0-2	0-0	1-1	1	0	0	0	1	0	
NEVADA												
at San Jose State												
AIR FORCE												
UTAH STATE												
at Fresno State												
at Boise State												
SAN JOSE STATE												
at Wyoming												
FRESNO STATE												
at Nevada												

### MISCELLANEOUS STATS/SAN DIEGO STATE & DUQUESNE RECORD

Category	2021-22 Season		Career	
	Games	SDSU W/L	Games	SDSU & DU W/L
Double-Figure Scoring	3	2-1	8	6-2
15-Point Games	1	0-1	5	4-1
Lead SDSU in Scoring	0	0-0	3	3-0
Lead SDSU in Rebounding	0	0-0	0	0-0
Lead SDSU in Assists	0	0-0	1	1-0
Multiple Three-Pointers	2	1-1	8	5-3
One Turnover or Less	13	9-4	25	14-11

Consecutive Games	Current	Long
Consecutive Games Played	4	16
Without Fouling Out	19	19*
Scoring A Point	-	17
At Least One Three-Pointer	-	4
One Turnover or Less	1	11

\* - Denotes an active streak

## BAKER-MAZARA CAREER STATISTICS

Year	G-GS	Min.-Avg.	FG-FGA	Pct.	3P-3PA	Pct.	FT-FTA	Pct.	OR	DR	Reb	Avg.	PF-D	AT	TO	BS	ST	Pts	Avg.
20-21*	15-13	366-24.4	46-105	.438	25-60	.417	26-32	.813	10	33	43	2.9	45-4	17	13	13	15	143	9.5
21-22	17-0	194-11.4	31-78	.397	11-31	.355	19-23	.826	4	26	30	1.8	21-0	11	12	11	14	92	5.4
<b>TOTAL</b>	<b>32-13</b>	<b>560-17.5</b>	<b>77-183</b>	<b>.421</b>	<b>36-91</b>	<b>.396</b>	<b>45-55</b>	<b>.818</b>	<b>14</b>	<b>59</b>	<b>73</b>	<b>2.3</b>	<b>66-4</b>	<b>26</b>	<b>25</b>	<b>24</b>	<b>29</b>	<b>235</b>	<b>7.3</b>

\* - at Duquesne

## SEASON/CAREER HIGHS

### Points

Season	2 vs. New Mexico (1/31/22)
	2 vs. UNLV (1/24/22)
Career	2 vs. New Mexico (1/31/22)
	2 vs. UNLV (1/24/22)
	2 vs. San Jose State (2/8/21)
	2 vs. Texas Southern (11/5/19)

### Rebounds

Season	1 vs. UNLV (1/24/22)
	1 vs. Colorado State (1/8/22)
Career	1 vs. UNLV (1/24/22)
	1 vs. Colorado State (1/8/22)
	1 vs. San Jose State (2/8/21)
	1 vs. UC Irvine (11/27/20)

### Assists

Season	1 vs. New Mexico (1/31/22)
Career	1 vs. New Mexico (1/31/22)
	1 vs. Wyoming (1/30/21)
	1 at Air Force (1/22/21)
	1 vs. St. Katherine (12/2/20)
	1 vs. New Mexico (2/11/20)
	1 vs. Cal Poly (12/28/19)

### Field Goals

Season	1 vs. New Mexico (1/31/22)
	1 vs. UNLV (1/24/22)
Career	1 vs. New Mexico (1/31/22)
	1 vs. UNLV (1/24/22)
	1 vs. San Jose State (2/8/21)
	1 vs. Wyoming (1/28/21)
	1 vs. Texas Southern (11/5/19)

### Field Goals Attempted

Season	1 vs. New Mexico (1/31/22)
	1 vs. UNLV (1/24/22)
	1 vs. Long Beach State (11/30/21)
	1 vs. Georgetown (11/25/21)
Career	2 vs. San Diego Christian (12/18/19)
	2 vs. Texas Southern (11/5/19)

### Three-Point Field Goals

Season	
Career	

### Three-Point FG Attempted

Season	
Career	1 vs. San Diego Christian (12/18/19)

### Free Throws

Season	
Career	1 vs. Cal Poly (12/28/19)

### Free Throws Attempted

Season	
Career	2 vs. Cal Poly (12/28/19)

### Steals

Season	1 vs. UNLV (1/24/22)
Career	1 vs. UNLV (1/24/22)
	1 vs. San Jose State (2/8/21)
	1 vs. Wyoming (1/30/21)
	1 at Air Force (1/22/21)
	1 vs. Texas Southern (11/5/19)

### Blocked Shots

Season	
Career	

### Minutes Played

Season	3:13 vs. New Mexico (1/31/22)
Career	4 vs. San Diego Christian (12/18/19)



# 21 • JARED BARNETT

GUARD • 6-1 • 145 • JUNIOR - SQ  
PLAYA VISTA, CALIF. (WESTCHESTER HIGH)

2020-21 - Mountain West Scholar-Athlete, Academic All-Mountain West

### Quick Hits

- A non-scholarship player who has appeared in 25 games in two-plus seasons as an Aztec.

### Season Highlights

- Made his season debut vs. Georgetown (11/25) and attempted his first shot of the campaign.
- Played a season-best 2:53 vs. Long Beach State (11/30).
- Scored his first bucket of the season vs. UNLV (1/24).

### As a Junior (2021-22 Season)

- Made his season debut vs. Georgetown (11/25) where he attempted his first shot of the campaign.

### As A Sophomore (2020-21 Season)

- Made his season debut vs. UC Irvine (11/27) and grabbed his first collegiate rebound.
- In a season-high 3:44 vs. St. Katherine (12/2) picked up his first assist and attempted his first shot of the season.
- Scored vs. Wyoming (1/28) & vs. San Jose State (2/8).

### As A Freshman (2019-20 Season)

- Made his collegiate debut vs. Texas Southern (11/5).
- Bucket came vs. Texas Southern where he also picked up his steal.

### High School

- A 2019 graduate of Westchester High School in Los Angeles, Calif.
- Earned second-team All-Western League honors as a senior after averaging 13.0 points, 6.0 assists and 3.0 rebounds per game.

## 2021-22 GAME-BY-GAME STATISTICS

Opponent	GS	MP	FG	3FG	FT	O-D-R	PF	TP	A	TO	S	B
UC RIVERSIDE		DNP										
at Brigham Young		DNP										
ARIZONA STATE		DNP										
UT ARLINGTON		DNP										
vs. Georgetown	1	0-1	0-0	0-0	0-0-0	0	0	0	0	0	0	0
vs. Southern California		DNP										
LONG BEACH STATE	3	0-1	0-0	0-0	0-0-0	0	0	0	0	0	0	0
at Michigan		DNP										
CAL STATE FULLERTON		DNP										
vs. Saint Mary's		DNP										
UC SAN DIEGO	2	0-0	0-0	0-0	0-0-0	0	0	0	0	0	0	0
SAN DIEGO CHRISTIAN		Canceled										
at UNLV	2	0-0	0-0	0-0	0-0-0	0	0	0	1	0	0	0
COLORADO STATE	2	0-0	0-0	0-0	0-1-1	0	0	0	0	0	0	0
at New Mexico		Postponed										
BOISE STATE		DNP										
UNLV	2	1-1	0-0	0-0	1-0-1	0	2	0	0	1	0	0
at Utah State		DNP										
NEW MEXICO	3	1-1	0-0	0-0	0-0-0	0	2	1	0	0	0	0
at Colorado State		DNP										
NEVADA												
at San Jose State												
AIR FORCE												
UTAH STATE												
at Fresno State												
at Boise State												
SAN JOSE STATE												
at Wyoming												
FRESNO STATE												
at Nevada												

## MISCELLANEOUS STATS/SAN DIEGO STATE RECORD

Category	2020-21		Career	
	Games	SDSU W/L	Games	SDSU W/L
Double-Figure Scoring	0	0-0	0	0-0
15-Point Games	0	0-0	0	0-0
Lead SDSU in Scoring	0	0-0	0	0-0
Lead SDSU in Rebounding	0	0-0	0	0-0
Lead SDSU in Assists	0	0-0	0	0-0
Multiple Three-Pointers	0	0-0	0	0-0
One Turnover or Less	7	7-0	25	24-1
Consecutive Games	Current	Long		
Consecutive Games Played	-	5		
Without Fouling Out	25	25*		
Scoring A Point	2	2*		
At Least One Three-Pointer	-	-		
One Turnover or Less	25	25*		

## BARNETT CAREER STATISTICS

Year	G-GS	Min.-Avg.	FG-FGA	Pct.	3P-3PA	Pct.	FT-FTA	Pct.	OR	DR	Reb	Avg.	PF-D	AT	TO	BS	ST	Pts	Avg.
19-20	10-0	16-1.6	1-6	.167	0-1	.000	1-2	.500	0	0	0	0.0	5-0	2	2	0	1	3	0.3
20-21	8-0	17-2.1	2-3	.667	0-0	.000	0-0	.000	0	2	2	0.3	1-0	4	3	0	3	4	0.5
21-22	7-0	16-2.3	2-4	.500	0-0	.000	0-0	.000	1	1	2	0.3	0-0	1	1	0	1	4	0.6
<b>TOTAL</b>	<b>25-0</b>	<b>49-2.0</b>	<b>5-13</b>	<b>.385</b>	<b>0-1</b>	<b>.000</b>	<b>1-2</b>	<b>.500</b>	<b>1</b>	<b>3</b>	<b>4</b>	<b>0.2</b>	<b>6-0</b>	<b>7</b>	<b>6</b>	<b>0</b>	<b>5</b>	<b>11</b>	<b>0.4</b>

## SEASON/CAREER HIGHS

<b>Points</b>	8 vs. Georgetown (11/25/21)
Career	25 at Pepperdine (1/25/20)*

<b>Rebounds</b>	5 vs. UNLV (1/24/22)
Career	11 vs. Santa Clara (2/15/18)*

<b>Assists</b>	1 at Utah State (1/26/22)
Career	2 vs. Pacific (1/16/20)* 2 vs. Grambling (12/15/18)*

<b>Field Goals</b>	4 vs. Georgetown (11/25/21)
Career	9 at Pepperdine (1/25/20)* 9 vs. Maine (11/16/19)*

<b>Field Goals Attempted</b>	7 vs. Georgetown (11/25/21)
Career	12 at Pepperdine (1/25/20)*

<b>Three-Point Field Goals</b>	1 at San Francisco (2/27/20)*
Career	1 at Pepperdine (1/25/20)* 1 vs. Pepperdine (2/1/18)*

<b>Three-Point FG Attempted</b>	1 vs. UC Riverside (11/9/21)
Career	1 vs. UC Riverside (11/9/21) 1 vs. Santa Clara (3/5/20)* 1 at San Francisco (2/27/20)* 1 at Pepperdine (1/25/20)* 1 vs. Pepperdine (2/1/18)* 1 at San Diego (1/18/18)* 1 vs. Oklahoma (11/24/17)* 1 vs. Walla Walla (11/14/17)*

<b>Free Throws</b>	3 vs. New Mexico (1/31/22)
Career	6 at Pepperdine (1/25/20)* 6 at San Diego (2/21/19)*

<b>Free Throws Attempted</b>	4 vs. New Mexico (1/31/22)
Career	12 vs. Florida A&M (12/16/19)*

<b>Steals</b>	1 at Utah State (1/26/22)
Career	4 vs. Ball State (12/25/19)*

<b>Blocked Shots</b>	1 vs. New Mexico (1/31/22)
Season	1 vs. UNLV (1/24/22) 1 vs. Boise State (1/22/22) 1 vs. Colorado State (1/8/22) 1 vs. UC San Diego (12/22/21) 1 vs. Long Beach State (11/30/21) 1 vs. UC Riverside (11/9/21)
Career	4 at Saint Mary's (1/30/20)* 4 at Santa Clara (1/6/18)*

<b>Minutes Played</b>	15:03 vs. New Mexico (1/31/22)
Career	38 at Santa Clara (1/6/18)*

\* - at Portland



# 22 • TAHIROU DIABATE

FORWARD • 6-9 • 225 • SENIOR - TR  
BAMAKO, MALI (TEIKYO NAGAOKA HIGH (NIIGATA, JAPAN)/PORTLAND)

(tuh-HERO DEE-uh-BOT-aye)

### Quick Hits

- A transfer who is immediately available and has one year of eligibility remaining.
- Opted out of the 2020-21 season.
- Has appeared in the scoring column in 97-of-106 career games & 67 of the last 72 games in which he has competed.
- Speaks five languages: Bambara (native language of Mali), English, French, Spanish and Japanese.

### Season Highlights

- Made his Aztec debut vs. UC Riverside (11/9) with a block, two boards and one point.
- Versus Georgetown (11/25), had his best outing as an Aztec with 8 pts (4-of-7 FG) & 3 rebs (2 on the offensive glass) in 11 mins.
- Grabbed a season-high four rebounds vs. Long Beach State (11/30).
- Equaled his season-best with four rebounds at UNLV (1/1).
- Played a season-high 11:21 vs. UNLV (1/24) where he also grabbed a season-best 5 boards.
- Set a season-high playing 11:23 at Utah State (1/26) where he also established season-highs in steals and equaled a season-best in blocks.
- Played a season-high 15:03 vs. New Mexico (1/31).

### As A Senior at Portland (2020-21 Season)

- Did not compete.

### As A Junior at Portland (2019-20 Season)

- WCC Rankings: No. 7 in offensive rebounds, No. 8 in blocks, No. 17 in rebounds*
- A starter in all 31 games in which he appeared.
  - Shot .500+ in 23 games, including a streak of 15 games from: at San Jose State (11/10)-to-vs. San Francisco (1/4).
  - Led the team in offensive boards and ranked No. 2 in FG%, blocks, rebounds, defensive boards, FTA, FTM & FGM.

### As A Sophomore at Portland (2018-19 Season)

- WCC Rankings: No. 13 in blocks*
- Led the team with a .544 FG% and ranked No. 2 in offensive rebounds & blocks.
  - Ranked in the top-5 on the squad in steals, rebounds, points, FGA, FGM, FTM.

### As A Freshman at Portland (2017-18 Season)

- WCC Rankings: No. 7-11 in blocks*
- Made his collegiate debut vs. Portland State (11/11).
  - Reached double-figure scoring eight times, including a season-high 19 points vs. Pepperdine (2/1).

### Trending

- In 11 career games against Mountain West opposition shoots 50.0 percent (15-of-30 FG) and averages 3.4 points and 3.2 rebounds.
- Did not play from Dec. 4 (at Michigan) to Dec. 17 (vs. Saint Mary's), a span of three games. It's the first time in his collegiate career that he had missed consecutive games.
- One of two active 6-9 or taller players who began their collegiate career in 2017-18 to have a career field goal percentage of at least .543, 3-point percentage of at least .375 and a minimum of 419 rebounds. (also: Theo John of Duke).
- In 38 career road games, is shooting .516 (114-of-221) and averages 7.4 points & 4.2 rebounds.
- In the last 4 games, has 11.5 minutes, 3.3 points, 3.5 rebounds and 0.5 blocks, the best four game stretch as an Aztec.

## 2021-22 GAME-BY-GAME STATISTICS

Opponent	GS	MP	FG	3FG	FT	O-D-R	PF	TP	A	TO	S	B
UC RIVERSIDE	10	0-1	0-1	1-2	0-2-2	1	1	0	0	0	1	
at Brigham Young	10	0-1	0-0	1-2	0-3-3	1	1	0	0	0	0	
ARIZONA STATE	4	0-2	0-0	0-0	0-0-0	1	0	0	0	0	0	
UT ARLINGTON	DNP											
vs. Georgetown	11	4-7	0-0	0-0	2-1-3	2	8	0	1	0	0	
vs. Southern California	3	0-0	0-0	0-0	0-1-1	1	0	0	1	0	0	
LONG BEACH STATE	10	1-4	0-0	1-2	2-2-4	1	3	0	0	0	1	
at Michigan	INJ											
CAL STATE FULLERTON	INJ											
vs. Saint Mary's	DNP											
UC SAN DIEGO	5	1-1	0-0	0-0	1-0-1	0	2	0	0	0	1	
SAN DIEGO CHRISTIAN	Canceled											
at UNLV	5	0-4	0-0	0-0	2-2-4	0	0	0	0	0	0	
COLORADO STATE	8	0-0	0-0	0-0	0-2-2	4	0	0	0	0	1	
at New Mexico	Postponed											
BOISE STATE	5	1-1	0-0	0-0	0-1-1	0	2	0	0	0	1	
UNLV	11	1-1	0-0	0-0	1-4-5	4	2	0	0	0	1	
at Utah State	11	1-2	0-0	0-0	0-2-2	2	2	1	1	1	0	
NEW MEXICO	15	1-3	0-0	3-4	0-3-3	4	5	0	0	0	1	
at Colorado State	9	2-6	0-0	0-0	3-1-4	3	4	0	1	0	0	
NEVADA												
at San Jose State												
AIR FORCE												
UTAH STATE												
at Fresno State												
at Boise State												
SAN JOSE STATE												
at Wyoming												
FRESNO STATE												
at Nevada												

## MISCELLANEOUS STATS/PORTLAND & SAN DIEGO STATE RECORD

Category	2021-22 Season		Career	
	Games	SDSU W/L	Games	SDSU & UP W/L
Double-Figure Scoring	0	0-0	26	7-19
15-Point Games	0	0-0	7	2-5
Lead SDSU in Scoring	0	0-0	8	1-7
Lead SDSU in Rebounding	0	0-0	20	4-16
Lead SDSU in Assists	0	0-1	1	0-1
Multiple Three-Pointers	0	0-0	0	0-0
One Turnover or Less	14	9-5	63	27-36

Consecutive Games	Current	Long
Consecutive Games Played	8	74
Without Fouling Out	14	28
Scoring A Point	5	35
One Turnover or Less	14	14*

\* - Denotes an active streak

## DIABATE CAREER STATISTICS

Year	G-GS	Min.-Avg.	FG-FGA	Pct.	3P-3PA	Pct.	FT-FTA	Pct.	OR	DR	Reb	Avg.	PF-D	AT	TO	BS	ST	Pts	Avg.
17-18*	30-22	593-19.8	80-142	.563	1-4	.250	30-57	.526	43	82	125	4.2	73-2	4	34	24	19	191	6.4
18-19*	32-17	443-13.8	74-136	.544	0-0	.000	33-65	.508	32	70	102	3.2	85-2	4	45	24	17	181	5.7
19-20*	31-31	635-20.5	118-214	.551	2-3	.667	61-107	.570	55	102	157	5.1	93-5	13	62	25	19	299	9.6
21-22	14-0	116-8.3	12-33	.364	0-1	.000	6-10	.600	11	24	35	2.5	24-0	1	4	7	1	30	2.1
<b>TOTAL</b>	<b>107-70</b>	<b>1,786-16.7</b>	<b>284-525</b>	<b>.541</b>	<b>3-8</b>	<b>.375</b>	<b>130-239</b>	<b>.544</b>	<b>141</b>	<b>278</b>	<b>419</b>	<b>3.9</b>	<b>275-9</b>	<b>22</b>	<b>145</b>	<b>80</b>	<b>56</b>	<b>701</b>	<b>6.6</b>

\* - at Portland



## SEASON/CAREER HIGHS

Points
Season 9 vs. UT Arlington (11/20/21)
Career 12 vs. San Jose State (2/8/21)

Rebounds
Season 4 vs. Cal State Fullerton (12/8/21)
4 vs. UT Arlington (11/20/21)
Career 8 vs. Catholic University (12/12/17)*

Assists
Season 1 vs. New Mexico (1/31/22)
1 vs. UNLV (1/24/22)
1 vs. UC San Diego (12/22/21)
1 vs. Cal State Fullerton (12/8/21)
1 at Michigan (12/4/21)
1 vs. Southern California (11/26/21)
1 vs. UC Riverside (11/9/21)
Career 3 vs. UC Irvine (11/27/20)

Field Goals
Season 2 vs. UNLV (1/24/22)
2 vs. Cal State Fullerton (12/8/21)
2 vs. UT Arlington (11/20/21)
Career 5 vs. Pepperdine (12/6/20)

Field Goals Attempted
Season 5 vs. Cal State Fullerton (12/8/21)
Career 7 at Utah State (1/16/21)

Three-Point Field Goals
Season 1 vs. New Mexico (1/31/22)
1 vs. UNLV (1/24/22)
1 vs. Saint Mary's (12/17/21)
1 vs. Cal State Fullerton (12/8/21)
1 vs. Arizona State (11/18/21)
1 vs. UC Riverside (11/9/21)
Career 1-17x; last: vs. New Mexico (1/31/22)

Three-Point FG Attempted
Season 3 vs. Cal State Fullerton (12/8/21)
3 vs. Georgetown (11/25/21)
3 vs. UC Riverside (11/9/21)
Career 3 vs. Cal State Fullerton (12/8/21)
3 vs. Georgetown (11/25/21)
3 vs. UC Riverside (11/9/21)
3 vs. Boise State (2/25/21)
3 at Utah State (1/14/21)
3 vs. UC Irvine (11/27/20)

Free Throws
Season 5 vs. UT Arlington (11/20/21)
Career 8 vs. San Jose State (2/8/21)

Free Throws Attempted
Season 6 vs. UT Arlington (11/20/21)
Career 10 vs. San Jose State (2/8/21)

Steals
Season 2 vs. Boise State (1/22/22)
1 vs. Cal State Fullerton (12/8/21)
Career 3 vs. Pepperdine (12/6/20)

Blocked Shots
Season 3 vs. UC Riverside (11/9/21)
Career 3 vs. UC Riverside (11/9/21)

Minutes Played
Season 29:20 vs. Cal State Fullerton (12/8/21)
Career 29:20 vs. Cal State Fullerton (12/8/21)

\*-at Maryland



# 23 • JOSHUA TOMAIĆ

(toe-MY-itch)

FORWARD • 6-9 • 230 • SENIOR - 1L  
LANZAROTE, CANARY ISLANDS, SPAIN (CANARIAS ACADEMY/MARYLAND)

2020-21 - Mountain West Scholar-Athlete, Academic All-Mountain West, Aztec Scholar-Athlete

### Quick Hits

- Is reported to be the first Canarian to compete for an NCAA collegiate basketball program.
- Speaks Spanish, English, German and Croatian.
- Has a 7-1 wing span and can play with his back to the basket, step out and hit from long range as well as run the floor.
- In his first 28 games at SDSU had 128 pts. versus 83 total points in 62 appearances in his three seasons at Maryland and, through his first 24 games as an Aztec had more than doubled his highest single-season point total (57 pts as a freshman in 26 games).

### Season Highlights

- Set a career-high with three blocks in the season opener vs. UC Riverside (11/9).
- At Brigham Young (11/12), grabbed a season-best three rebounds.
- Was 5-of-6 from the line, scored 9 points and grabbed 4 boards, all season-bests vs. UT Arlington (11/20).
- Logged a career-high 29:20 vs. Cal State Fullerton (12/8).
- Hit a 3-pointer in back-to-back games (Cal State Fullerton & vs. Saint Mary's), trailing only a three-game streak at Maryland from 1/11/18-to-1/18/18.
- Scored seven points in nine minutes vs. UNLV (1/24) where he was 2-of-4 from the floor, had a 3-pointer and was 2-of-2 from the charity stripe.
- Against New Mexico (1/31), had his third game of the year with multiple blocks - 2 vs. the Lobos.

### As a Senior (2020-21 Season)

- Made Aztec debut vs. No. 22/21 UCLA (11/25) & in 15 minutes grabbed 3 rebs, had one assist and one steal along with 9 pts.
- Set a career-best with 12 points vs. San Jose State (2/8), including going 8-of-10 from the line and equaled his season-high with 7 rebounds.
- .505 FG percentage ranked No. 2 on the team among those with at least double-digit FG attempts.

### As a Junior at Maryland (2019-20 Season)

- Appeared in 16 games, all off the bench.
- Shot .727 (8-of-11) from the floor.
- Scored eight of his 18 points on the season (44.4 percent) in the final three games of the year.
- Played a key role in helping Maryland win a share of the 2020 Big Ten RS championship.

### As A Sophomore at Maryland (2018-19 Season)

- Appeared in 21 games with one starting assignment, vs. Radford.
- Grabbed a season-high five boards vs. North Carolina A&T, which included a season-best two on the offensive glass.

### As A Redshirt Freshman at Maryland (2017-18 Season)

- Appeared in 26 games with one start coming at Indiana.
- Totaled four games with five or more rebounds, including a career-best eight vs. Catholic University.
- In three games, vs. Catholic University, Iowa and Wisconsin, ripped down a season and career-high three offensive rebounds.

### As A Freshman at Maryland (2016-17 Season)

- Utilized his redshirt season.
- Represented Spain in the 2017 FIBA Americas U19 Championships in Cairo, Egypt.

### Trending

- Had appeared in a career-high 43 consecutive games, dating from the last two games of his Maryland career in 2019-20 to the UNLV game (1/1). The streak was snapped in the Aztecs victory over No. 20 Colorado State (1/8).
- Is the only player on the roster to have competed in multiple NCAA tournaments (in 2018-19 at Maryland and 2020-21 with San Diego State).
- In games in which he has grabbed a minimum of 4 rebounds, his team is 17-4 & he is averaging 6.0 points on 44-of-69 shooting (.638) in those contests.
- In his last eight games against Power Conference teams, has a 6-2 record.

### 2021-22 GAME-BY-GAME STATISTICS

Opponent	GS	MP	FG	3FG	FT	O-D-R	PF	TP	A	TO	S	B
UC RIVERSIDE	18	1-3	1-3	1-2	0-1-1	1	4	1	1	0	3	
at Brigham Young	15	0-1	0-1	0-0	0-3-3	0	0	0	0	0	0	
ARIZONA STATE	11	1-2	1-1	0-0	1-0-1	1	3	0	1	0	0	
UT ARLINGTON	22	2-2	0-0	5-6	3-1-4	2	9	0	3	0	0	
vs. Georgetown	10	0-3	0-3	0-0	0-1-1	0	0	0	0	0	1	
vs. Southern California	8	0-3	0-1	0-0	0-0-0	1	0	1	0	0	0	
LONG BEACH STATE	17	0-1	0-1	0-0	1-0-1	2	0	0	0	0	2	
at Michigan	16	1-2	0-0	1-1	1-1-2	1	2	1	1	0	1	
CAL STATE FULLERTON	29	2-5	1-3	0-2	2-2-4	1	5	1	1	1	0	
vs. Saint Mary's	8	1-1	1-1	0-0	0-0-0	3	3	0	1	1	0	
UC SAN DIEGO	12	1-1	0-0	0-0	1-2-3	0	2	1	0	0	0	
SAN DIEGO CHRISTIAN	Canceled											
at UNLV	8	0-0	0-0	0-0	0-0-0	2	0	0	0	0	0	
COLORADO STATE	INJ											
at New Mexico	Postponed											
BOISE STATE	6	0-2	0-1	0-0	1-0-1	1	0	0	0	1	0	
UNLV	9	2-4	1-2	2-2	1-2-3	0	7	1	1	0	0	
at Utah State	6	0-0	0-0	0-0	0-0-0	1	0	0	2	0	0	
NEW MEXICO	14	1-3	1-2	2-2	0-2-2	2	5	1	0	0	2	
at Colorado State	7	0-3	0-1	0-0	0-1-1	0	0	0	1	0	0	
NEVADA												
at San Jose State												
AIR FORCE												
UTAH STATE												
at Fresno State												
at Boise State												
SAN JOSE STATE												
at Wyoming												
FRESNO STATE												
at Nevada												

### MISCELLANEOUS STATS/MARYLAND & SAN DIEGO STATE RECORD

Category	2021-22 Games	SDSU W/L	Career Games	UM & SDSU W/L
Double-Figure Scoring	0	0-0	3	2-1
15+ Point Games	0	0-0	0	0-0
Lead SDSU in Scoring	0	0-0	0	0-0
Lead SDSU in Rebounding	0	0-0	3	3-0
Lead SDSU in Assists	0	0-0	1	1-0
10+ Rebound Games	0	0-0	0	0-0

Consecutive Games	Current	Long
Consecutive Games Played	5	43
Without Fouling Out	30	75
Scoring A Point	-	14
Double Figure Scoring	-	1
With At Least One Assist	-	4
Consecutive Starts	-	1

\* - Denotes an active streak

## TOMAIĆ CAREER STATISTICS

Year	G-GS	Min.-Avg.	FG-FGA	Pct.	3P-3PA	Pct.	FT-FTA	Pct.	OR	DR	Reb	Avg.	PF-D	AT	TO	BS	ST	Pts	Avg.
17-18*	26-1	230-8.8	20-31	.645	7-15	.467	10-17	.588	17	30	47	1.8	21-0	8	10	6	0	57	2.2
18-19*	20-1	71-3.6	4-9	.444	0-1	.000	0-1	.000	5	11	16	0.8	10-0	0	5	3	0	8	0.4
19-20*	16-0	71-4.4	8-11	.727	0-2	.000	2-4	.500	4	4	8	0.5	12-0	0	0	1	0	18	1.1
20-21	28-1	443-15.8	49-97	.505	5-23	.217	25-36	.694	40	53	93	3.3	74-1	17	22	12	17	128	4.6
21-22	17-0	215-12.6	12-36	.333	6-20	.300	10-15	.667	11	16	27	1.6	18-0	7	12	9	3	40	2.4
<b>TOTAL</b>	<b>107-3</b>	<b>1,032-9.6</b>	<b>93-184</b>	<b>.505</b>	<b>18-61</b>	<b>.295</b>	<b>47-73</b>	<b>.644</b>	<b>77</b>	<b>111</b>	<b>191</b>	<b>1.8</b>	<b>135-1</b>	<b>32</b>	<b>49</b>	<b>31</b>	<b>20</b>	<b>251</b>	<b>2.3</b>

\* - at Maryland

## SEASON/CAREER HIGHS

### Points

Season  
Career

### Rebounds

Season 1 vs. UNLV (1/24/22)  
1 vs. UC San Diego (12/22/21)  
1 vs. Long Beach State (11/30/21)  
Career 1 vs. UNLV (1/24/22)  
1 vs. UC San Diego (12/22/21)  
1 vs. Long Beach State (11/30/21)

### Assists

Season  
Career 1 vs. San Jose State (2/8/21)

### Field Goals

Season  
Career

### Field Goals Attempted

Season  
Career 1 vs. Wyoming (1/28/21)

### Three-Point Field Goals

Season  
Career

### Three-Point FG Attempted

Season  
Career

### Free Throws

Season  
Career

### Free Throws Attempted

Season  
Career

### Steals

Season  
Career

### Blocked Shots

Season  
Career

### Minutes Played

Season 2:26 vs. UNLV (1/24/22)  
Career 2:26 vs. UNLV (1/24/22)



# 24 • TYLER BROUGHTON

GUARD • 6-4 • 190 • SOPHOMORE - SQ  
LADERA RANCH, CALIF. (TESORO HIGH)

2020-21 - Mountain West Scholar-Athlete, Academic All-Mountain West

### Quick Hits

- A non-scholarship player who is in his second season and has eight appearances as an Aztec.
- Twin brother Triston is a member of the San Diego State men's basketball team.
- A member of the 2019-20 practice squad, helping the team to a 30-2 record, its 12th MW crown and as high as a No. 4 ranking before ending the season at No. 6.

### Season Highlights

- Made his season debut vs. Long Beach State (11/30) and grabbed the first rebound of his career in a career-best 1:51 of action.
- Grabed an offensive rebounds vs. UC San Diego (12/22), his second of the season and his career.

### As A Freshman (2020-21 Season)

- Made his career debut vs. St. Katherine (12/2).
- Had an assist vs. San Jose State (2/8)

### High School

- As a high school senior (2018-19) led the team to the Sea View League (SVL) title averaging 12.0 points and 5.0 assists (according to MaxPreps.com) and named the SVL's Most Valuable Player.
- Competed in CIF Southern Section playoffs in each of his two varsity seasons (2017-18 & 2018-19).
- Competed in the North-South Orange County All-Star basketball game in 2019.

### Trending

- Has at least one rebound in three of his four appearances this season.
- Has not committed a turnover in his collegiate career.

## 2021-22 GAME-BY-GAME STATISTICS

Opponent	GS	MP	FG	3FG	FT	O-D-R	PF	TP	A	TO	S	B
UC RIVERSIDE	DNP											
at Brigham Young	DNT											
ARIZONA STATE	DNP											
UT ARLINGTON	DNP											
vs. Georgetown	DNT											
vs. Southern California	DNT											
LONG BEACH STATE	2	0-0	0-0	0-0	1-0-1	0	0	0	1	0	0	
at Michigan	DNT											
CAL STATE FULLERTON	DNP											
vs. Saint Mary's	DNT											
UC SAN DIEGO	1	0-0	0-0	0-0	1-0-1	0	0	0	0	0	0	
SAN DIEGO CHRISTIAN	Canceled											
at UNLV	DNT											
COLORADO STATE	INJ											
at New Mexico	Postponed											
BOISE STATE	DNP											
UNLV	2	0-0	0-0	0-0	0-1-1	0	0	0	0	0	0	
at Utah State	DNT											
NEW MEXICO	1	0-0	0-0	0-0	0-0-0	0	0	0	0	0	0	
at Colorado State	DNT											
NEVADA												
at San Jose State												
AIR FORCE												
UTAH STATE												
at Fresno State												
at Boise State												
SAN JOSE STATE												
at Wyoming												
FRESNO STATE												
at Nevada												

## MISCELLANEOUS STATS/SAN DIEGO STATE RECORD

Category	2021-22 Season		Career	
	Games	SDSU W/L	Games	SDSU W/L
Double-Figure Scoring	0	0-0	0	0-0
15-Point Games	0	0-0	0	0-0
Lead SDSU in Scoring	0	0-0	0	0-0
Lead SDSU in Rebounding	0	0-0	0	0-0
Lead SDSU in Assists	0	0-0	0	0-0
Multiple Three-Pointers	0	0-0	0	0-0
One Turnover or Less	4	4-0	8	8-0
Consecutive Games Played	-	3	-	3
Without Fouling Out	8	8*	-	8*
Scoring A Point	-	-	-	-
At Least One Three-Pointer	-	-	-	-
One Turnover or Less	8	8*	-	-

\* - Denotes an active streak

## TYLER BROUGHTON CAREER STATISTICS

Year	G-GS	Min.-Avg.	FG-FGA	Pct.	3P-3PA	Pct.	FT-FTA	Pct.	OR	DR	Reb	Avg.	PF-D	AT	TO	BS	ST	Pts	Avg.
20-21	4-0	3-0.8	0-1	.000	0-0	.000	0-0	.000	0	0	0	0.0	0-0	1	0	0	0	0	0.0
21-22	4-0	6-1.5	0-0	.000	0-0	.000	0-0	.000	2	1	3	0.8	0-0	0	1	0	0	0	0.0
<b>TOTAL</b>	<b>8-0</b>	<b>9-1.1</b>	<b>0-1</b>	<b>.000</b>	<b>0-0</b>	<b>.000</b>	<b>0-0</b>	<b>.000</b>	<b>2</b>	<b>1</b>	<b>3</b>	<b>0.4</b>	<b>0-0</b>	<b>1</b>	<b>1</b>	<b>0</b>	<b>0</b>	<b>0</b>	<b>0.0</b>

## SEASON/CAREER HIGHS

### Points

Season

### Rebounds

Season

### Assists

Season

### Field Goals

Season

### Field Goals Attempted

Season

### Three-Point Field Goals

Season

### Three-Point FG Attempted

Season

### Free Throws

Season

### Free Throws Attempted

Season

### Steals

Season

### Blocked Shots

Season

### Minutes Played

Season



# 25 • MAX WILSON

GUARD • 6-5 • 190 • FRESHMAN- HS  
RESTON, VA. (OAKTON HIGH)

### Quick Hits

- A non-scholarship player who is in his first season as an Aztec.

### High School

- A 2020 graduate of Oakton High School in Vienna, Va.
- As a senior at Oakton was an honorable mention All-Northern Virginia (NOVA), second-team All-6D North Region, second-team All-Sun Gazette performer and earned Glory Days Grill Tournament of Champions Most Valuable Player distinction.
- Selected to compete in the NOVA Challenge all-star game.
- Competed for Virginia Elite.
- In 2020-21, attended Deerfield (Mass.) Academy.

## 2021-22 GAME-BY-GAME STATISTICS

Opponent	GS	MP	FG	3FG	FT	O-D-R	PF	TP	A	TO	S	B
UC RIVERSIDE												
at Brigham Young												
ARIZONA STATE												
UT ARLINGTON												
vs. Georgetown												
vs. Southern California												
LONG BEACH STATE												
at Michigan												
CAL STATE FULLERTON												
vs. Saint Mary's												
UC SAN DIEGO												
SAN DIEGO CHRISTIAN												
at UNLV												
COLORADO STATE												
at New Mexico												
BOISE STATE												
UNLV												
at Utah State												
NEW MEXICO												
at Colorado State												
NEVADA												
at San Jose State												
AIR FORCE												
UTAH STATE												
at Fresno State												
at Boise State												
SAN JOSE STATE												
at Wyoming												
FRESNO STATE												
at Nevada												

## MISCELLANEOUS STATS/SAN DIEGO STATE RECORD

Category	2021-22 Season		Career	
	Games	SDSU W/L	Games	SDSU W/L
Double-Figure Scoring	0	0-0	0	0-0
15-Point Games	0	0-0	0	0-0
Lead SDSU in Scoring	0	0-0	0	0-0
Lead SDSU in Rebounding	0	0-0	0	0-0
Lead SDSU in Assists	0	0-0	0	0-0
Multiple Three-Pointers	0	0-0	0	0-0
One Turnover or Less	0	0-0	4	4-0

Consecutive Games	Current	Long
Consecutive Games Played	-	-
Without Fouling Out	-	-
Scoring A Point	-	-
At Least One Three-Pointer	-	-
One Turnover or Less	-	-

\* - Denotes an active streak

## WILSON CAREER STATISTICS

Year	G-GS	Min.-Avg.	FG-FGA	Pct.	3P-3PA	Pct.	FT-FTA	Pct.	OR	DR	Reb	Avg.	PF-D	AT	TO	BS	ST	Pts	Avg.
21-22	0-0	0-0.0	0-0	.000	0-0	.000	0-0	.000	0	0	0	0.0	0-0	0	0	0	0	0	0.0

## SEASON/CAREER HIGHS

### Points

Season	19 vs. UC San Diego (12/22/21)
Career	19 vs. UC San Diego (12/22/21)

### Rebounds

Season	13 vs. Saint Mary's (12/17/21)
Career	15 at Arizona State (12/10/20)

### Assists

Season	2 at Colorado State (2/4/22)
	2 vs. Cal State Fullerton (12/8/21)
	2 vs. Long Beach State (11/30/21)
	2 vs. UC Riverside (11/9/21)
Career	4 vs. San José State (3/2/19)

### Field Goals

Season	9 vs. UC San Diego (12/22/21)
Career	9 vs. UC San Diego (12/22/21)

### Field Goals Attempted

Season	14 at UNLV (1/1/22)
Career	14 at UNLV (1/1/22)

### Three-Point Field Goals

Season	1 vs. Arizona State (11/18/21)
Career	1 vs. Arizona State (11/18/21)

### Three-Point FG Attempted

Season	1 at Michigan (12/4/21)
	1 vs. Long Beach State (11/30/21)
	1 vs. Arizona State (11/18/21)
Career	2 at Arizona State (12/10/20)

### Free Throws

Season	6 at Brigham Young (11/12/21)
Career	8 vs. Nevada (1/7/21)

### Free Throws Attempted

Season	12 at Brigham Young (11/12/21)
Career	10 vs. Nevada (1/7/21)

### Steals

Season	5 vs. New Mexico (1/31/22)
Career	5 vs. New Mexico (1/31/22)

### Blocked Shots

Season	4 vs. New Mexico (1/31/22)
	4 at UNLV (1/1/22)
	4 vs. Georgetown (11/25/21)
Career	6 vs. Saint Mary's (12/22/20)

### Minutes Played

Season	31:41 vs. Cal State Fullerton (12/8/21)
Career	32 vs. Utah State (2/9/19)



# 31 • NATHAN MENSAH

(MENSE-ah)

FORWARD • 6-10 • 230 • SENIOR - 3L  
LABADI, ACCRA, GHANA (FINDLEY PREP (NEV.))

2020-21 - Honorable Mention All-Mountain West, Mountain West All-Defensive Team, Dr. Jim Malik Academic Achievement Award, Aztec Scholar-Athlete  
2019-20 - Aztec Scholar-Athlete; 2018-19 - Aztec Scholar-Athlete

### Rankings (through the games of Feb. 4)

- **NCAA** - No. 36 - Blocks per Game (2.3), No. 41 - Total Blocks (41), No. 149 - Rebounds per Game (7.2), No. 178 - Defensive Rebounds per Game (5.0), No. 239 - Offensive Rebounds per Game (2.2), No. 286 - Total Rebounds (129)
- **MW** - No. 1 - Blocks (2.28/g), No. 7 - Rebounds (7.17/g), No. 7 - Offensive Rebounds (2.17/g), No. 8 - Defensive Rebounds (5.00/g)

### Quick Hits

- With 11 rebounds vs. Long Beach State (11/30) became the seventh player in the Dutcher/Fisher era (since the start of the 1999-00 season) to score 500 points, grab 500 rebounds and block 100 shots as an Aztec.
- Enters the Nevada game No. 3 on the program's career blocks list with 141. Is No. 41 and No. 49 among active D1 players in total blocks and blocks per game (1.52), respectively.
- Against Long Beach State grabbed 11 rebounds without scoring a point. He is the only Aztec, since the start of the 1996-97 season, to grab double-digit rebounds in a game but not appear in the scoring column.
- At UNLV (1/1), defensively, according to Synergy Sports, did not allow a point, with his defensive assignment going 0-for-6 from the field in 28:43 of action.

### Season Highlights

- Scored 8 points & led all rebounders with 10 boards in the season opener vs. UC Riverside (11/9).
- Led the team, and equaled his career-high with 18 points at Brigham Young (11/12).
- Was a rebound shy of a double double (10 pts, 9 rebs) vs. Arizona State (11/18).
- In two games in the Paycom Wooden Legacy averaged 6.0 pts, 6.5 rebounds, 3.5 blocks & 1.0 steals in 25 mins per game and shot .455 from the floor.
- Had seven blocks in two games (50 minutes played) in the Paycom Wooden Legacy, an average of 5.6 blocks per 40 minutes played.
- Snatched a then season-best 11 rebounds vs. Long Beach State (11/30).
- Pulled down a season-high 13 boards vs. Saint Mary's (12/17).
- Set a career-best with 19 points vs. UC San Diego (12/22) where he sank a single-game high 9 FGs.
- Scored 10 points & grabbed 9 boards vs. Boise State (1/22).
- Established a career-best with 5 steals vs. New Mexico (1/31).

### As A Junior (2020-21 Season)

MW Rankings: 3rd in blocks, 9th in offensive rebounds, 9th in rebounds, 14th in defensive rebounds  
NCAA Rankings: 64th in blocks, 97th in blocks per game, 170th in rebounds, 251st in offensive rebounds per game, 314th in rebounds per game, 333rd in double doubles

- Was one of three players in Div. I to record at least 18 points, 13 rebounds and 6 blocks in a game (vs. Saint Mary's, 12/22) and among them had the best shooting .889 (8-of-9 FGs) & free throw percentage 1.000 (2-of-2).

### As A Sophomore (2019-20 Season)

- Due to an injury, was limited to competition in the first 13 games of the season, all starts.
- Despite the limited number of games he played, his 22 blocks would have still ranked ninth in the MW and extrapolated out to 32 games, he would have led the league with 54 blocks.

### As A Freshman (2018-19 Season)

MW Rankings: 5th in blocks, 10th in offensive rebounds, 16th in rebounds.

- Made his collegiate debut against Arkansas-Pine Bluff.
- 187 rebounds and a team-leading 39 blocks rank eighth and fourth, respectively, in SDSU's Division I freshman record book.

### Trending

- Only player in the nation, who in 18 games or less has blocked at least 41 shots and has at least one made 3-pointer.
- One of three players this year with a game with at least five steals and four blocks (vs. New Mexico, 1/31/22)
- Had at least one block (50 total) in 24 straight games, snapped at Colorado State (2/4), & has at least one block in 27 of his last 29 contests.
- His 1.52 blocks per game for his career is the fourth highest among Aztecs who have at least 100 rejections and is higher than SDSU Hall of Fame inductee Michael Cage (1.05).
- Has recorded multiple blocks in 12 of the last 15 games for a total of 37 swats in that time (2.5 blocks per contest).
- Has at least one block in 38-of-50 MW games & has multiple blocks in 19 of those 38, including matching his career-high 4 in a MW game: at UNLV (1/1) & vs. New Mexico (1/31).
- In the last eight games, is averaging 7.5 points, 5.9 rebounds, 2.0 blocks and 1.1 steals.

## 2021-22 GAME-BY-GAME STATISTICS

Opponent	GS	MP	FG	3FG	FT	O-D-R	PF	TP	A TO	S	B
UC RIVERSIDE	*	24	4-4	0-0	0-2	1-9-10	1	8	2	1	2
at Brigham Young	*	23	6-7	0-0	6-12	4-4-8	4	18	0	2	0
ARIZONA STATE	*	30	3-5	1-1	3-4	2-7-9	2	10	1	1	0
UT ARLINGTON	*	21	3-8	0-0	3-5	2-2-4	3	9	1	5	0
vs. Georgetown	*	23	1-5	0-0	2-2	2-4-6	2	4	0	2	1
vs. Southern California	*	27	4-6	0-0	0-3	1-6-7	2	8	0	0	1
LONG BEACH STATE	*	22	0-3	0-1	0-0	2-9-11	4	0	2	2	2
at Michigan	*	26	2-5	0-1	0-0	1-4-5	2	4	0	2	0
CAL STATE FULLERTON	*	32	2-5	0-0	2-4	5-4-9	1	6	2	4	2
vs. Saint Mary's	*	30	2-10	0-0	1-2	5-8-13	3	5	0	2	2
UC SAN DIEGO	*	26	9-12	0-0	1-2	2-7-9	1	19	0	0	0
SAN DIEGO CHRISTIAN	Cancelled										
at UNLV	*	29	3-14	0-0	4-8	5-2-7	2	10	1	1	0
COLORADO STATE	*	23	0-2	0-0	0-0	0-3-3	4	0	0	1	2
at New Mexico	Postponed										
BOISE STATE	*	33	5-11	0-0	0-1	2-7-9	2	10	0	1	0
UNLV	*	24	4-10	0-0	0-0	0-5-5	2	8	1	1	0
at Utah State	*	19	2-3	0-0	0-0	0-4-4	4	4	0	1	2
NEW MEXICO	*	20	1-4	0-0	3-4	1-2-3	2	5	1	3	5
at Colorado State	*	23	2-5	0-0	0-0	4-3-7	3	4	2	0	1
NEVADA											
at San Jose State											
AIR FORCE											
UTAH STATE											
at Fresno State											
at Boise State											
SAN JOSE STATE											
at Wyoming											
FRESNO STATE											
at Nevada											

## MISCELLANEOUS STATS/SAN DIEGO STATE RECORD

Category	2021-22 Season Games	SDSU W/L	Career Games	SDSU W/L
Double-Figure Scoring	5	3-2	25	21-4
15-Point Games	2	1-1	7	6-1
Double-Doubles	0	0-0	5	5-0
10-Rebounding Games	3	3-0	12	12-0
Lead SDSU in Scoring	3	1-2	6	3-3
Lead SDSU in Rebounding	9	6-3	33	25-8
Lead SDSU in Assists	1	1-0	1	1-0
One Turnover or Less	10	6-4	66	47-19

Consecutive Games	Current	Long
Double-Figure Scoring	-	4
Double-Figure Rebounding	-	2
Consecutive Games Played	46	47
Without Fouling Out	19	22
Scoring A Point	5	33
With A Block	-	24
One Turnover or Less	1	15

\* - Denotes an active streak

## IN THE SDSU RECORD BOOK

### CAREER

#### Blocked Shots

No. 3 - 141

### FRESHMAN

#### Blocked Shots

No. 4 - 39

#### Rebounds

No. 8 - 187

## MENSAH CAREER STATISTICS

Year	G-GS	Min.-Avg.	FG-FGA	Pct.	3P-3PA	Pct.	FT-FTA	Pct.	OR	DR	Reb	Avg.	PF-D	AT	TO	BS	ST	Pts	Avg.
18-19	34-20	642-18.9	72-133	.541	0-0	.000	46-65	.708	80	107	187	5.5	94-4	20	22	39	9	190	5.6
19-20	13-13	263-20.2	37-60	.617	0-0	.000	16-25	.640	27	62	89	6.8	30-0	4	14	22	10	90	6.9
20-21	28-27	600-21.4	88-152	.579	0-3	.000	51-85	.600	56	114	170	6.1	75-2	16	32	39	16	227	8.1
21-22	18-18	456-25.3	53-119	.445	1-3	.333	25-49	.510	39	90	129	7.2	44-0	13	29	41	19	132	7.3
<b>TOTAL</b>	<b>93-78</b>	<b>1,962-21.1</b>	<b>250-464</b>	<b>.539</b>	<b>1-6</b>	<b>.167</b>	<b>138-224</b>	<b>.616</b>	<b>202</b>	<b>373</b>	<b>575</b>	<b>6.2</b>	<b>243-6</b>	<b>53</b>	<b>97</b>	<b>141</b>	<b>54</b>	<b>639</b>	<b>6.9</b>

## SEASON/CAREER HIGHS

### Points

Season	10 vs. Colorado State (1/8/22)
Career	14 at Air Force (1/22/21)

### Rebounds

Season	8 at Colorado State (2/4/22)
	8 vs. Colorado State (1/8/22)
	8 at UNLV (1/1/22)
Career	8 at Colorado State (2/4/22)
	8 vs. Colorado State (1/8/22)
	8 at UNLV (1/1/22)

### Assists

Season	3 vs. Colorado State (1/8/22)
Career	3 vs. Colorado State (1/8/22)
	3 vs. Pepperdine (12/6/20)
	3 at UNLV (3/14/19)
	3 at Utah State (2/26/19)
	3 at Colorado State (2/12/19)

### Field Goals

Season	4 vs. Colorado State (1/8/22)
	4 at UNLV (1/1/22)
	4 vs. Southern California (11/26/21)
Career	5 at Air Force (1/22/21)

### Field Goals Attempted

Season	8 vs. Colorado State (1/8/22)
	8 at UNLV (1/1/22)
Career	9 vs. UCLA (11/25/20)
	9 at Brigham Young (11/9/19)

### Three-Point Field Goals

Season	1 vs. Long Beach State (11/30/21)
	1 vs. Southern California (11/26/21)
Career	1 vs. Long Beach State (11/30/21)
	1 vs. Southern California (11/26/21)
	1 vs. Nevada (1/7/21)
	1 vs. Pepperdine (12/6/20)
	1 vs. UNLV (1/26/19)
	1 vs. New Mexico (1/15/19)
	1 vs. Brown (12/29/18)

### Three-Point FG Attempted

Season	2 vs. Long Beach State (11/30/21)
Career	3 vs. Pepperdine (12/6/20)

### Free Throws

Season	2 vs. UNLV (1/24/22)
	2 vs. Colorado State (1/8/22)
Career	4 at Air Force (1/22/21)
	4 vs. UC Irvine (11/27/20)
	4 vs. Brown (12/29/18)

### Free Throws Attempted

Season	4 vs. Boise State (1/22/22)
	4 vs. Colorado State (1/8/22)
Career	8 vs. UC Irvine (11/27/20)

### Steals

Season	4 at UNLV (1/1/22)
Career	4 at UNLV (1/1/22)
	4 at Colorado State (2/12/19)

### Blocked Shots

Season	2 vs. Colorado State (1/8/22)
Career	2-7x; last: vs. Colorado State (1/8/22)

### Minutes Played

Season	26:23 vs. Colorado State (1/8/22)
Career	26:23 vs. Colorado State (1/8/22)



# 33 • AGUEK AROP

FORWARD • 6-6 • 220 • SENIOR - 3L  
OMAHA, NEB. (OMAHA SOUTH HIGH)

(ah-GWUK ah-ROPE)

### Rankings (through the games of Feb. 4)

- **NCAA** - No. 346 - Offensive Rebounds per Game (1.9),
- **MW** - No. 7 - Steals (1.21/g), No. 9 - Offensive Rebounds (1.86/g)

### Quick Hits

- Only Aztec in the previous two years (2019-20 & 2020-21) to grab more offensive than defensive rebounds (56 offensive, 40 defensive).
- Grabbed 56 offensive rebounds in 496 minutes in the last two seasons, an average of 4.5 offensive boards per 40 minutes played.
- **For his career, has an equal amount of offensive (116) and defensive rebounds (116).**
- Named the 2016 Nebraska Gatorade Player of the Year after leading Omaha South Prep to a Class A state title and a 28-1 record as a junior in high school.

### Season Highlights

- Made his season debut at Brigham Young (11/12) where he was 2-of-2 from the field (4 pts), grabbed three boards, had two steals and an assist.
- In the Paycom Wooden Legacy averaged 6.5 pts. 4.5 rebs. & 1.5 steals in 17.5 minutes & shot .600 from the floor, incl. his first 3-pointer in the last 15 appearances.
- Played a season-high 22:06 at UNLV (1/1), grabbed a career-high 8 rebs & matched a career-high 4 steals.

### As a Junior in 2020-21

- Limited to 20 games, including earning his first seven career starts.
- In 9-of-20 games, totaled more offensive than defensive boards, including a season and career-high five offensive boards vs. San Jose State (2/8).
- For the second consecutive season grabbed more offensive (30) than defensive rebounds (16).
- Scored a career-high 14 points at Air Force (1/22) where he went 5-of-5 from the floor and 4-of-6 from the line.

### As a Sophomore in 2019-20

- Due to injury was limited to 22 games, all off the bench.
- From the floor shot 50.0 percent (32-of-64).
- The only Aztec to record more offensive rebounds (26) than defensive boards (24).
- In 11-of-22 games he had either more offensive than defensive rebounds or the two stats were equal.
- In the final six games of the season went 12-of-17 (70.6 percent) from the floor with 12 rebounds, seven on the offensive glass, four blocks and three steals in 12.4 minutes per game.

### As a Freshman in 2018-19

- Made his collegiate debut in the opener vs. Arkansas Pine-Bluff grabbing 2 boards in nine minutes.
- Had at least one offensive rebound in 10-of-11 games to finish the season.
- Had 83 rebounds in just 453 minutes during the season (7.3 rebounds per 40 minutes).

### Trending

- In five MW games this year, is averaging 4.3 points, 4.8 rebounds, 1.3 steals, 1.0 assists & 0.5 blocks in 18.5 minutes per game.
- **In his last 11 games has gone 17-of-39 (.436) from the field, including 2-of-6 (.333) from the bonus distance, grabbed 45 rebounds (4.1/g), 21 on the offensive glass, and totaled 14 steals.**
- In 53-of-87 career games, his defensive boards are fewer than or equal to his offensive rebounds.
- **When he totals more offensive than defensive boards in a game (28 times), SDSU is 23-5 and in games where his offensive rebounds are greater than or equal his defensive numbers (53 times) SDSU is 42-11.**

## 2021-22 GAME-BY-GAME STATISTICS

Opponent	GS	MP	FG	3FG	FT	O-D-R	PF	TP	A	TO	S	B
UC RIVERSIDE	DNP											
at Brigham Young	13	2-2	0-0	0-0	1-2-3	3	4	1	0	2	0	0
ARIZONA STATE	6	0-1	0-1	0-0	2-0-2	0	0	0	2	0	0	0
UT ARLINGTON	DNP											
vs. Georgetown	14	2-3	0-0	0-3	2-1-3	0	4	0	1	1	0	0
vs. Southern California	21	4-7	1-1	0-0	3-3-6	4	9	0	0	2	0	0
LONG BEACH STATE	10	1-3	1-2	0-0	1-0-1	1	3	0	0	0	0	0
at Michigan	11	0-1	0-0	0-0	1-3-4	0	0	0	1	0	0	0
CAL STATE FULLERTON	INJ											
vs. Saint Mary's	11	1-5	0-0	1-2	3-2-5	1	3	1	2	2	0	0
UC SAN DIEGO	7	1-2	0-0	1-1	0-0-0	2	3	0	1	2	0	0
SAN DIEGO CHRISTIAN	Canceled											
at UNLV	22	4-8	0-1	1-3	2-6-8	3	9	0	1	4	0	0
COLORADO STATE	26	4-8	0-1	2-4	5-3-8	2	10	3	2	1	2	2
at New Mexico	Postponed											
BOISE STATE	22	0-1	0-1	1-4	1-1-2	4	1	2	0	3	0	0
UNLV	10	0-0	0-0	2-2	1-2-3	0	2	1	1	0	0	0
at Utah State	8	0-0	0-0	0-0	0-0-0	1	0	0	0	0	0	0
NEW MEXICO	INJ											
at Colorado State	23	2-4	0-0	0-0	4-4-8	4	4	0	2	0	1	0
NEVADA												
at San Jose State												
AIR FORCE												
UTAH STATE												
at Fresno State												
at Boise State												
SAN JOSE STATE												
at Wyoming												
FRESNO STATE												
at Nevada												

## MISCELLANEOUS STATS/SAN DIEGO STATE RECORD

Category	2021-22 Season		Career	
	Games	SDSU W/L	Games	SDSU W/L
Double-Figure Scoring	1	1-0	5	4-1
15-Point Games	0	0-0	0	0-0
Led SDSU in Scoring	0	0-0	0	0-0
Led SDSU in Rebounding	2	1-1	4	2-2
Led SDSU in Assists	0	0-0	3	2-1
Multiple Steals	6	3-3	11	7-4
One Turnover or Less	10	6-4	67	48-19
Consecutive Games	Current	Long		
Consecutive Games Played	1	17		
Without Fouling Out	84	84*		
Scoring A Point	1	16		
One Turnover or Less	-	12		

\* - Denotes an active streak

## AROP CAREER STATISTICS

Year	G-GS	Min.-Avg.	FG-FGA	Pct.	3P-3PA	Pct.	FT-FTA	Pct.	OR	DR	Reb	Avg.	PF-D	AT	TO	BS	ST	Pts	Avg.
18-19	31-0	453-14.6	37-83	.446	3-15	.200	19-31	.613	34	49	83	2.7	48-1	30	26	18	17	96	3.1
19-20	22-0	218-9.9	32-64	.500	0-6	.000	5-8	.625	26	24	50	2.3	23-0	8	13	5	8	69	3.1
20-21	20-7	278-13.9	33-68	.485	2-13	.154	15-31	.484	30	16	46	2.3	45-0	13	18	3	14	83	4.2
21-22	14-0	205-14.6	21-45	.467	2-7	.286	8-19	.421	26	27	53	3.8	25-0	8	13	3	17	52	3.7
<b>TOTAL</b>	<b>87-7</b>	<b>1,154-13.3</b>	<b>123-260</b>	<b>.473</b>	<b>7-41</b>	<b>.171</b>	<b>47-89</b>	<b>.528</b>	<b>116</b>	<b>116</b>	<b>232</b>	<b>2.7</b>	<b>141-1</b>	<b>59</b>	<b>70</b>	<b>29</b>	<b>56</b>	<b>300</b>	<b>3.4</b>

## SEASON/CAREER HIGHS

### Points

Season  
Career

### Rebounds

Season  
Career

### Assists

Season 1 vs. UNLV (1/24/22)  
Career 1 vs. UNLV (1/24/22)

### Field Goals

Season  
Career

### Field Goals Attempted

Season 2 vs. UNLV (1/24/22)  
Career 2 vs. UNLV (1/24/22)

### Three-Point Field Goals

Season  
Career

### Three-Point FG Attempted

Season  
Career

### Free Throws

Season  
Career

### Free Throws Attempted

Season  
Career

### Steals

Season  
Career

### Blocked Shots

Season  
Career

### Minutes Played

Season 2:26 vs. UNLV (1/24/22)  
Career 2:26 vs. UNLV (1/24/22)



# 42 • TRISTON BROUGHTON

GUARD • 6-4 • 190 • SOPHOMORE - SQ  
LADERA RANCH, CALIF. (TESORO HIGH)

2020-21 - Mountain West Scholar-Athlete, Academic All-Mountain West

### Quick Hits

- A non-scholarship player who is in his second season and has seven appearances as an Aztec.
- Twin brother Tyler is a member of the San Diego State men's basketball team.
- A member of the 2019-20 practice squad, helping the team to a 30-2 record, its 12th MW crown and as high as a No. 4 ranking before ending the season at No. 6.

### Season Highlights

- Recorded collegiate bests with an assist and two shot attempts and played a career-high 2:26 vs. UNLV (1/24).

### As A Freshman (2020-21 Season)

- Made his career debut vs. St. Katherine (12/2).

### High School

- Named an All-Sea View League performer as a sophomore, junior and senior.
- Helped lead the team to the Sea View League championship as a senior (2018-19) averaging 17.0 points, 6.0 rebounds and 4.0 assists per game.
- Competed in the CIF Southern Section playoffs in each of his three varsity seasons.
- Member of the championship team at the 2018 So Cal Elite Gary Raya Classic where he earned all-tournament honors.
- A three-year team captain.

## 2021-22 GAME-BY-GAME STATISTICS

Opponent	GS	MP	FG	3FG	FT	O-D-R	PF	TP	A	TO	S	B
UC RIVERSIDE												
at Brigham Young												
ARIZONA STATE												
UT ARLINGTON												
vs. Georgetown												
vs. Southern California												
LONG BEACH STATE	2	0-1	0-0	0-0	0-0-0	1	0	0	0	0	0	0
at Michigan												
CAL STATE FULLERTON												
vs. Saint Mary's												
UC SAN DIEGO												
SAN DIEGO CHRISTIAN												
at UNLV												
COLORADO STATE												
at New Mexico												
BOISE STATE												
UNLV	2	0-0	0-0	0-0	0-0-0	1	0	1	0	0	0	0
at Utah State												
NEW MEXICO	1	0-0	0-0	0-0	0-0-0	0	0	0	0	0	0	0
at Colorado State												
NEVADA												
at San Jose State												
AIR FORCE												
UTAH STATE												
at Fresno State												
at Boise State												
SAN JOSE STATE												
at Wyoming												
FRESNO STATE												
at Nevada												

## MISCELLANEOUS STATS/SAN DIEGO STATE RECORD

Category	2021-22 Season		Career	
	Games	SDSU W/L	Games	SDSU W/L
Double-Figure Scoring	0	0-0	0	0-0
15-Point Games	0	0-0	0	0-0
Lead SDSU in Scoring	0	0-0	0	0-0
Lead SDSU in Rebounding	0	0-0	0	0-0
Lead SDSU in Assists	0	0-0	0	0-0
Multiple Three-Pointers	0	0-0	0	0-0
One Turnover or Less	3	3-0	6	6-0
Consecutive Games				
Consecutive Games Played	-	3	-	3
Without Fouling Out	7	7*	-	-
Scoring A Point	-	-	-	-
At Least One Three-Pointer	-	-	-	-
One Turnover or Less	7	7*	-	-

\* - Denotes an active streak

## TRISTON BROUGHTON CAREER STATISTICS

Year	G-GS	Min.-Avg.	FG-FGA	Pct.	3P-3PA	Pct.	FT-FTA	Pct.	OR	DR	Reb	Avg.	PF-D	AT	TO	BS	ST	Pts	Avg.
20-21	4-0	3-0.8	0-0	.000	0-0	.000	0-0	.000	0	0	0	0.0	0-0	0	0	0	0	0	0.0
21-22	3-0	5-1.7	0-3	.000	0-0	.000	0-0	.000	0	0	0	0.0	2-0	1	0	0	0	0	0.0
<b>TOTAL</b>	<b>7-0</b>	<b>8-1.1</b>	<b>0-3</b>	<b>.000</b>	<b>0-0</b>	<b>.000</b>	<b>0-0</b>	<b>.000</b>	<b>0</b>	<b>0</b>	<b>0</b>	<b>0.0</b>	<b>2-0</b>	<b>1</b>	<b>0</b>	<b>0</b>	<b>0</b>	<b>0</b>	<b>0.0</b>



**GAME 1**  
**San Diego State 66**  
**UC Riverside 53**

Nov. 9, 2021 | San Diego, Calif.  
 Viejas Arena | Att.: 11,729

**SAN DIEGO** — Matt Bradley led all scorers with 23 points and Trey Pulliam added 15 as the San Diego State men's basketball team defeated the UC Riverside Highlanders 66-53 to open the 2021-22 season on Tuesday night in Viejas Arena.

"Obviously, it's a very good Riverside team and we knew this would be a test," Aztecs coach Brian Dutcher said. "We prepared hard for it. They were good, but our defense over the years has been good and it was good again tonight. We knew they had to make a lot of threes to beat us. They caught us in some help situations where they kicked it out. They're well coached and they're disciplined, and they play the right way. We had enough grit and toughness about us to be productive at both ends of the floor. I thought Trey Pulliam did a good job getting to his mid-range game and Matt Bradley attacked the paint well. We played downhill against them and we weren't just stuck on the perimeter. We were aggressive getting downhill to the basket and I thought that helped us."

Bradley's 23 points are the most for an Aztecs (1-0) in his debut since Jerome Habel scored 23 against California on Nov. 18, 2006. Bradley has scored in double figures in 14 straight games.

San Diego State's win over UC Riverside (0-1) was its 12th in as many tries and is the second longest active winning streak for the program against any opponent. It is also the 16th straight victory against an in-state opponent, the 20th straight against a Big West foe and the ninth consecutive season opening win.

The lead changed five times in the first 13 minutes, but a layup by Keshad Johnson with 6:55 to go in the half gave San Diego State a 22-20 lead, one it would not relinquish. The Aztecs used a 10-0 run late in the half to build a double-digit lead and took a 40-30 advantage into halftime.

UC Riverside got the lead down to four points three times in the second half before the Aztecs put the game away and won by 13.

Pulliam reached double figure scoring for the fifth time in the last six games and Nathan Mensah added eight points, 10 rebounds and a pair of blocks. He has 102 blocks in his career and is now tied with Billy White for No. 8 on the program's career blocked shots list.

San Diego State next travels to Brigham Young for a Friday matchup with the Cougars in Provo. The tip is scheduled for 7 p.m. MT.

UC Riverside	FG	3FG	FT	R	F	TP	A	TO	S	B	MP
Moorman II *	4-11	1-6	0-1	5	4	9	2	1	2	0	33
McRae *	6-10	0-0	1-1	4	2	13	1	1	0	0	26
Pulliam *	3-8	1-3	2-2	5	2	9	4	5	0	0	37
Cameron *	1-7	0-4	2-2	4	4	4	1	3	1	0	33
Pickett *	2-3	2-2	1-2	4	4	7	1	1	2	0	36
Mading	1-3	1-3	0-0	0	0	3	0	1	0	0	6
Tattersall	1-4	1-4	1-1	1	2	4	1	1	1	0	12
Martinez	2-5	0-0	0-0	3	2	4	0	2	0	0	14
Elkoz	0-0	0-0	0-0	0	1	0	0	0	0	0	3
TEAM	0										
<b>Totals 20-51</b>	<b>6-22</b>	<b>7-9</b>	<b>26</b>	<b>21</b>	<b>53</b>	<b>12</b>	<b>15</b>	<b>6</b>	<b>0</b>	<b>0</b>	<b>200</b>

San Diego State	FG	3FG	FT	R	F	TP	A	TO	S	B	MP
Johnson *	2-4	0-1	0-3	2	2	4	0	2	1	0	18
Mensah *	4-4	0-0	0-2	10	1	8	2	1	1	2	24
Seiko *	0-2	0-2	0-0	4	1	0	1	1	0	0	29
Bradley *	8-13	0-0	7-9	2	1	23	1	3	1	1	33
Pulliam *	7-16	1-3	0-0	4	3	15	1	2	0	0	31
Tomacic	1-3	1-3	1-2	1	1	4	1	1	0	3	18
Butler	0-1	0-0	5-6	1	3	5	1	2	0	0	16
Diabate	0-1	0-1	1-2	2	1	1	0	0	0	1	10
Baker-Mazara	1-4	0-1	4-5	6	0	6	0	0	0	1	14
Dinwiddie Jr.	0-1	0-0	0-0	0	1	0	0	0	1	0	6
TEAM	2										
<b>Totals</b>	<b>23-49</b>	<b>2-11</b>	<b>18-29</b>	<b>34</b>	<b>14</b>	<b>66</b>	<b>7</b>	<b>12</b>	<b>4</b>	<b>8</b>	<b>200</b>

Halftime: San Diego State 40, UC Riverside 30. **FG%:** San Diego State 46.9, UC Riverside 39.2. **3FG%:** UC Riverside 27.3, San Diego State 18.2. **FT%:** UC Riverside 77.8, San Diego State 62.1. **Officials:** Tony Padilla, James Ford, Johnny Harrington. **Technical:** none.



**GAME 2**  
**Brigham Young 66**  
**San Diego State 60**

Nov. 12, 2021 | Provo, Utah  
 Marriott Center | Att.: 16,470

**PROVO, Utah** -- Aztec senior Nathan Mensah tied a career-high with 18 points and eight rebounds and classmate Trey Pulliam added 12 points and four assists but it was not enough as Brigham Young defeated San Diego State 66-60 on Friday evening.

"Well, obviously this is a major road game played in second game of the year," Aztec head coach Brian Dutcher said. "And I knew we weren't playing up to what we're going to be down this down the road, but I thought we competed hard enough to keep ourselves in the game and give ourselves a chance to win. We have to execute better at times. But I liked our grit. I liked our fight, like the way we got on the ball after loose balls, got on the floor, dove after it, and competed at a high level. Obviously, the keys of the game were trying to contain Barcello. He made the big basket at the end and to keep Lohner off the glass and he had the big tip and at the end. So we worked hard all game to prevent those things, but at the end those are the two players that made the plays that kind of sealed the victory for them."

In a closely contested game in which neither team led by more than six points, sophomore Keith Dinwiddie Jr. connected on a three-point field goal to give the Aztecs a 54-53 lead with 6:19 to play. It was San Diego State's final lead of the evening.

Brigham Young responded with an 8-2 run. Alex Barcello, who scored a team-high 17 points, scored six points during that spurt that put the Cougars up 61-56.

The Aztecs cut the deficit to three points on two occasions but was unable to draw any closer.

**NATHAN CAN'T MISS**

As previously mentioned, Nathan Mensah tied a career-high with 18 points on the strength of 6-of-7 shooting from the field. The senior is now 10-for-11 from the floor in his two games this season. He went 4-for-4 from the field in the season opener against UC Riverside.

**DEFENSE RULES**

San Diego State limited Brigham Young to 38.6 percent field goal shooting. It marked just the second time in the last 43 games (41-2) that the Aztecs have lost when limiting the opposition to 40 percent or less from the field.

San Diego State	FG	3FG	FT	R	F	TP	A	TO	S	B	MP
Johnson *	1-4	0-1	1-2	6	1	3	0	3	0	0	19
Mensah *	6-7	0-0	6-12	8	4	18	0	2	0	1	23
Seiko *	2-7	1-5	0-0	3	1	5	1	0	1	0	30
Bradley *	4-11	0-2	0-0	3	3	8	2	2	0	0	23
Pulliam *	5-14	1-6	1-2	3	3	12	4	0	0	0	36
Butler	2-5	0-1	0-1	1	5	4	0	2	2	0	13
Baker-Mazara	1-5	0-2	0-0	1	2	2	0	1	0	0	7
Tomacic	0-1	0-1	0-0	3	0	0	0	0	0	0	15
Diabate	0-1	0-0	1-2	3	1	1	0	0	0	0	10
Arop	2-2	0-0	0-0	3	3	4	1	0	2	0	12
Dinwiddie Jr.	1-4	1-4	0-0	0	0	3	1	0	1	0	11
TEAM	4										
<b>Totals</b>	<b>24-61</b>	<b>3-22</b>	<b>9-19</b>	<b>38</b>	<b>23</b>	<b>60</b>	<b>9</b>	<b>11</b>	<b>6</b>	<b>1</b>	<b>200</b>

Brigham Young	FG	3FG	FT	R	F	TP	A	TO	S	B	MP
George *	1-3	0-1	2-4	3	1	4	1	1	0	2	17
Lohner *	3-12	0-4	1-2	8	4	7	0	2	0	0	31
Baxter *	3-4	0-0	0-0	4	2	6	1	0	0	1	10
Lucas *	2-12	1-3	8-8	3	1	13	5	1	0	0	32
Barcello *	6-10	3-5	2-2	2	1	17	3	3	1	0	34
Knight	3-7	0-2	2-4	6	1	8	0	1	0	1	24
Traore	4-6	0-0	1-1	8	3	9	2	0	0	0	27
Knell	0-3	0-3	0-0	2	3	0	0	1	0	0	14
Johnson	0-0	0-0	2-2	0	1	2	0	1	0	0	7
Ally Atiki	0-0	0-0	0-0	0	1	0	0	0	0	0	3
TEAM	0										
<b>Totals</b>	<b>22-57</b>	<b>4-18</b>	<b>18-23</b>	<b>42</b>	<b>18</b>	<b>66</b>	<b>12</b>	<b>11</b>	<b>1</b>	<b>4</b>	<b>200</b>

Halftime: Brigham Young 32, San Diego State 30. **FG%:** San Diego State 39.3, Brigham Young 38.6. **3FG%:** Brigham Young 22.2, San Diego State 13.6. **FT%:** Brigham Young 78.3, San Diego State 47.4. **Officials:** David Hall, Eric Curry, Larry Spaulding. **Technical:** none.



**GAME 3**  
**San Diego State 65**  
**Arizona State 63**

Nov. 18, 2021 | San Diego, Calif.  
 Viejas Arena | Att.: 12,414

**SAN DIEGO** — Trey Pulliam made a go-ahead floater in the lane with 1:05 left and San Diego State held off Arizona State 65-63 Thursday night.

"All right. Good game. That's my statement," Aztec head coach Brian Dutcher said. "No, no, it was a hard-fought game. You know, I don't know if either team played up to what the coaches think their potential is, but both teams played hard and they competed at a high level. Sometimes that's enough and it was tonight. We competed and fought and toughed out a win. So we have lessons to learn, we'll get better, but it's an exciting way in front of a fantastic crowd. I forget what this crowd is like when you miss it for a whole year and then to get into the building and have this kind of Aztec support, I don't think anyone in the country has it like this. It was fantastic. You think the back-to-back games, we had at BYU 20,000 and 12,000 plus here tonight. That's the kind of atmosphere any kid dreams to play in front of and you know, our team had it back-to-back games."

Lamont Butler scored 14 points for SDSU (2-1), which beat the Sun Devils (2-2) for the second straight year. Matt Bradley scored 12 and Keshad Johnson and Nathan Mensah had 10 each for the Aztecs.

Pulliam's floater gave the Aztecs a 64-63 lead. ASU missed three 3-pointers in the final 16 seconds, including a desperation shot by Jamiya Neal with three seconds left, after Bradley made one of two free throws.

Marreon Jackson scored 16 and Kimani Lawrence had 14 points and 12 rebounds for ASU.

Arizona State took a 39-30 lead early in the second half before SDSU used a 12-0 run to take the lead. Butler and Adam Seiko had 3-pointers and Mensah a slam dunk after rebounding a missed free throw by Butler.

ASU worked the lead back to four before SDSU came back on 3-pointers by Butler and Seiko. ASU's last lead was 63-61 on Jackson's jumper with 1:43 left.

Both teams shot poorly. SDSU shot 39.2% while ASU shot 37.3%. ASU made only 6 of 28 3-pointers (21.4%) while SDSU made 6 of 21 (28.6%).

ASU led 30-28 at halftime.

Arizona State	FG	3FG	FT	R	F	TP	A	TO	S	B	MP
Graham *	3-8	0-2	0-4	4	4	6	1	2	0	2	26
Lawrence *	7-10	0-0	0-0	12	2	14	3	2	0	1	33
Horne *	3-8	1-5	2-2	1	4	9	0	2	0	0	25
Muhammad *	2-8	2-5	3-3	1	2	9	0	0	2	0	30
Jackson *	5-18	2-12	4-5	7	1	16	7	2	3	0	35
Heath	1-5	1-3	2-2	1	2	5	0	2	1	0	14
Gaffney	0-0	0-0	0-0	1	4	0	1	1	2	1	19
Neal	1-2	0-1	2-2	1	1	4	1	0	0	0	17
Bookye	0-0	0-0	0-0	1	0	0	0	0	0	0	2
TEAM	2										
<b>Totals</b>	<b>22-59</b>	<b>6-28</b>	<b>13-18</b>	<b>31</b>	<b>20</b>	<b>63</b>	<b>13</b>	<b>11</b>	<b>8</b>	<b>4</b>	<b>200</b>

San Diego State	FG	3FG	FT	R	F	TP	A	TO	S	B	MP
Johnson *	4-6	0-2	2-2	3	3	10	2	1	1	1	23
Mensah *	3-5	1-1	3-4	9	2	10	1	1	0	1	30
Bradley *	3-11	0-4	6-10	8	3	12	1	1	2	0	30
Pulliam *	1-5	0-1	2-4	6	3	4	4	1	1	0	31
Butler *	4-10	2-6	4-6	3	2	14	3	3	2	0	29
Seiko	2-4	2-4	0-0	1	1	6	0	0	1	0	22
Tomacic	1-2	1-1	0-0	1	1	3	0	1	0	0	11
Baker-Mazara	1-4	0-1	2-2	1	4	0	0	1	1	1	11
Diabate	0-2	0-0	0-0	0	0	0	0	0	0	0	4
Dinwiddie Jr.	1-1	0-0	0-0	0	0	2	0	1	0	0	3
Arop	0-1	0-1	0-0	2	0	0	0	2	0	0	6
TEAM	2										
<b>Totals</b>	<b>20-51</b>	<b>6-21</b>	<b>19-28</b>	<b>37</b>	<b>17</b>	<b>65</b>	<b>11</b>	<b>11</b>	<b>8</b>	<b>3</b>	<b>200</b>

Halftime: Arizona State 30, San Diego State 28. **FG%:** San Diego State 39.2, Arizona State 37.3. **3FG%:** San Diego State 28.6, Arizona State 21.4. **FT%:** Arizona State 72.2, San Diego State 67.9. **Officials:** Randy McCall, Chris Rastatter, Mike Reed. **Technical:** Bradley (San Diego State).



## GAME 4

### San Diego State 68 UT Arlington 62

Nov. 20, 2021 | San Diego, Calif.  
Viejas Arena | Att.: 11,903

**SAN DIEGO** -- Senior Matt Bradley had 15 points and six rebounds and senior Trey Pulliam added 11 points as San Diego State defeated UT Arlington, 68-62, at Viejas Arena on Saturday night.

"We did everything we had to do to try to get them ready to play tonight," Aztec head coach Brian Dutcher said. "It's the first time in a long time where we've actually played live (at shootaround), because I didn't think they were engaged enough and mentally ready to play and that's on me. That's my job as the head coach. One of my job's is to get them ready to play and the other is to put them in a position to win and I have to do a better job of both. I always say it's better to learn in a win rather than a defeat, and that's what we did. We have a lot of lessons to learn."

The Aztecs (3-1) connected on 30-of-34 free throw attempts in the contest. The 30 makes were the most since March 1, 2006 and the 88.2 percent from the line on at least 30 attempts was its highest in the last 26 seasons.

The Mavs (1-4) kept the game close throughout, with San Diego State never building an advantage greater than 10 points.

The game was tied at 46 with 8:38 to play, when the Aztecs went on a 9-0 run. Nathan Mensah and Bradley combined for three free throws and Lamont Butler followed with a three-pointer in transition and Bradley capped the run with a trey of his own.

"We've just got to pay respects to Texas Arlington," senior guard Matt Bradley said. "They came in here and really battled. It was a battle from the start to the end and, I think it took certain plays for us to wake up. They were crashing the glass hard, something we've been working on throughout the season. And I think we've just got to continue to keep our mental (state) right, and just get better every day."

For the fourth game this season, San Diego State held its opponent to under 70 points, and less than 40 percent shooting from the floor. The Aztecs are 65-5 in the Dutcher era (since the start of the 2017-18 season) when they limit the opponents to less than 40 percent shooting and are 31-8 when they hold an opponent to between 60-69 points.

### THE NOTE

San Diego State is now 35-1 the last 36 times it has attempted more free throws than its opponent.

UT Arlington	FG	3FG	FT	R	F	TP	A	TO	S	B	MP
Ehigu	* 0-3	0-0	0-0	1	4	0	0	1	0	4	20
Young Jr.	* 0-6	0-1	0-0	10	0	0	3	1	2	0	26
Levi	* 2-8	0-0	1-4	4	2	5	4	2	2	0	32
Azore	* 5-16	0-2	5-7	2	5	15	0	4	1	0	37
Castro	* 7-15	3-7	0-0	5	1	17	2	3	1	1	35
Wilson	2-2	0-0	0-0	2	5	4	0	1	0	0	12
Holberg	3-6	2-3	0-0	2	2	8	1	0	0	0	19
Elme	5-8	0-1	1-2	3	4	11	0	1	0	0	11
Rojas	1-1	0-0	0-0	0	3	2	0	0	0	0	8
TEAM				5							0
Totals	25-65	5-14	7-13	34	26	62	10	13	56	5	200

San Diego State	FG	3FG	FT	R	F	TP	A	TO	S	B	MP
Johnson	* 2-4	0-0	4-4	7	2	8	3	0	0	1	25
Mensah	* 3-8	0-0	3-5	4	3	9	1	5	0	3	21
Bradley	* 3-9	2-5	7-7	6	3	15	3	2	0	0	33
Pulliam	* 2-6	2-2	5-5	1	4	11	2	1	1	0	31
Butler	* 3-7	1-2	2-3	4	2	9	3	5	3	0	30
Seiko	0-4	0-3	2-2	1	0	2	0	0	0	0	16
Baker-Mazara	0-3	0-1	2-2	0	2	2	1	1	0	1	10
Tomaic	2-2	0-0	5-6	4	2	9	0	3	0	0	22
Dimwiddie Jr.	1-3	1-2	0-0	2	0	3	0	0	0	0	12
TEAM				5							0
Totals	16-46	6-15	30-34	34	18	68	13	17	4	5	200

**Halftime:** San Diego State 31, UT Arlington 28. **FG%:** UT Arlington 38.5, San Diego State 34.8. **3FG%:** San Diego State 40.0, UT Arlington 35.7. **FT%:** San Diego State 88.2, UT Arlington 53.8. **Officials:** Tony Padilla, Glen Mayberry, Shawn Lehigh. **Technical:** Johnson, Mensah (San Diego State); Wilson (UT Arlington).



## GAME 5

### San Diego State 73 Georgetown 56

Nov. 25, 2021 | Anaheim, Calif.  
Anaheim Arena | Att.: 1,402

**ANAHEIM, Calif.** -- Matt Bradley scored 18 points, Lamont Butler added a career-high 16 and the San Diego State Aztecs used a 15-to-1 second half run to pull away from the Georgetown Hoyas and give head coach Brian Dutcher the 100th victory of his career in a 73-56 win in the semifinal game of the Paycom Wooden Legacy in Anaheim Arena.

Coach Dutcher reached the milestone in his 132nd game leading the Aztecs. In comparison, Aztec Hall of Fame coach Steve Fisher reached 100 victories at San Diego State in his 205th game on the Mesa.

San Diego State (4-1) shot a season-high 48.3 percent (29-of-60) from the floor which included seven three pointers. Butler was perfect from the field going 6-of-6, including three 3-pointers. He is the first Aztec in 26 seasons to be perfect from the field, sinking at least six field goals, three from the bonus distance.

The game went back and forth for the first 15 minutes. But tied at 28-28 and 4:07 to go before the intermission, the Aztecs went on a 12-4 run to close the half and take a 40-32 lead into the break. Four players contributed to the run with the last five coming from Adam Seiko, who hit a three at the buzzer. SDSU shot 54.8 percent in the first 20 minutes and had 12 assists on 17 made buckets.

The second half saw SDSU open with a 14-7 spurt to increase the advantage to 15 points, 54-39 with 15:14 to play. Butler contributed 10 points in the run. The game looked to be in hand, but the Hoyas made a run over the following five and a half minutes and cut the lead to 57-53 with 9:39 to play.

However, from there the vaunted Aztec defense took over. San Diego State did not surrender a field goal for the remainder of the game. The Hoyas (2-2) missed seven shots, SDSU forced them into seven turnovers and used a 15-1 run to blow the game open, en route to the 17-point victory.

San Diego State will play for the championship of the Paycom Wooden Legacy on Friday, Nov. 26 against Southern California. Tip is scheduled for 8:30 p.m. and the game will be broadcast on ESPN2.

Georgetown	FG	3FG	FT	R	F	TP	A	TO	S	B	MP
Ighoefe	* 0-2	0-0	0-0	7	2	0	0	2	0	3	17
Mohammed	* 8-12	1-4	3-5	4	2	20	0	1	1	0	32
Harris	* 8-17	1-6	2-2	2	3	19	3	4	2	0	35
Rice	* 2-9	2-7	2-3	4	2	8	0	0	0	1	29
Carey	* 0-7	0-2	4-4	9	1	4	3	2	1	0	32
Wilson	0-0	0-0	0-1	1	0	0	0	0	0	0	7
Billingsley	1-2	0-0	1-2	1	5	3	0	0	0	0	12
Riley	0-2	0-1	0-0	1	0	0	0	0	0	0	9
Mutombo	1-4	0-0	0-1	4	1	2	0	1	0	2	13
Beard	0-0	0-0	0-0	1	0	0	1	0	0	0	4
Holloway	0-2	0-0	0-0	1	5	0	0	3	1	0	9
Clark	0-0	0-0	0-0	1	0	0	0	1	0	0	1
TEAM				2							0
Totals	20-57	4-20	12-18	38	21	56	6	15	5	6	200

San Diego State	FG	3FG	FT	R	F	TP	A	TO	S	B	MP
Johnson	* 3-4	0-0	2-3	4	2	8	0	1	0	0	20
Mensah	* 1-5	0-0	2-2	6	2	4	0	2	1	4	23
Bradley	* 7-16	1-5	3-5	7	2	18	3	4	0	1	31
Pulliam	* 3-9	1-3	0-2	1	2	7	8	1	3	1	35
Butler	* 6-6	3-3	1-2	2	4	16	3	1	3	0	20
Tomaic	0-3	0-3	0-0	1	0	0	0	0	0	1	10
Seiko	2-2	1-1	0-0	2	1	5	0	0	1	0	10
Dimwiddie Jr.	1-3	1-1	0-0	0	2	3	0	1	0	0	18
Diabate	4-7	0-0	0-0	3	2	8	0	1	0	0	11
Baker-Mazara	0-1	0-0	0-0	1	0	0	0	0	0	0	6
Arop	2-3	0-0	0-3	3	0	4	0	1	1	0	14
Alger	0-0	0-0	0-0	0	0	0	0	0	1	0	1
Barnett	0-1	0-0	0-0	0	0	0	0	0	0	0	1
TEAM				9							0
Totals	29-60	7-16	8-17	39	17	73	14	12	10	7	200

**Halftime:** San Diego State 40, Georgetown 32. **FG%:** San Diego State 48.3, Georgetown 35.1. **3FG%:** San Diego State 43.8, Georgetown 20.0. **FT%:** Georgetown 66.7, San Diego State 47.1. **Officials:** Pat Driscoll, Darron George, Deron White. **Technical:** none.



## GAME 6

### No. 24 Southern California 58 San Diego State 43

Nov. 26, 2021 | Anaheim, Calif.  
Anaheim Arena | Att.: 2,890

**ANAHEIM, Calif.** - Trey Pulliam scored 11 points, while Lamont Butler and Aguek Arop each had nine, but the No. 24 Southern California Trojans, were able to limit the San Diego State Aztecs to 32.1 percent shooting and defeated SDSU 58-43 in the championship game of the Paycom Wooden Legacy on Friday night.

"It was a defensive struggle in the first half, no question about that," Aztec head coach Brian Dutcher said. "The only separation we gave them was that we missed three one-on-ones in a row and they had a basket right before the half, which gave them a little lead. I tried to encourage the team, a seven-point game at halftime is nothing in college basketball. But we let them come out and get a run on us early in the second half and they built a 15-point lead. We fought, cut it back to eight, but they're a good defensive team, they played good defense on us."

Isaiah Mobley scored 18 points and had 12 rebounds, Drew Peterson added 16 points and Chevez Goodwin finished with 10 as the Trojans improved to 6-0. They held the Aztecs to just 15 points in the first half.

San Diego State (4-2) was held to its lowest-scoring opening half since 14 points against Air Force on Jan. 12, 2019.

The Aztecs had just one first-half assist on six made baskets, and seven total assists in the game. San Diego State also lost the rebounding battle, with USC pulling down 49 to SDSU's 33.

Both teams struggled to score before halftime, but the Trojans went on an 8-0 run in the final 5:29 to lead 22-15 at the break. San Diego State shot just 23.1% from the field in the first half, while USC was not much better at 33.3%.

USC started the second half on a 10-2 run to take a 32-17 lead with 15:56 remaining in the game. The Aztecs didn't reach the 20-point mark until a 3-pointer by Aguek Arop with 15:03 to play.

Boogie Ellis, who started the game leading USC in scoring at 17.0 points per game, was held to just two points on 1-of-6 shooting.

### BIG PICTURE

San Diego State: A three-game winning streak against Top 25 teams came to an end for the Aztecs, who face Long Beach State at home Tuesday before a trip to Ann Arbor to face No. 20 Michigan on Dec. 4. San Diego State had a 10-2 record in neutral-site games before losing Friday.

Southern California	FG	3FG	FT	R	F	TP	A	TO	S	B	MP
Goodwin	* 5-6	0-0	0-4	5	2	10	0	1	0	2	19
Mobley	* 7-19	1-5	3-8	12	2	18	1	0	1	2	37
Ellis	* 1-6	0-2	0-2	4	3	2	0	1	0	0	35
Peterson	* 6-10	1-2	3-3	6	3	16	3	3	2	1	36
Anderson	* 3-8	2-3	0-0	6	1	8	4	1	1	0	30
Agbankpolo	1-3	0-1	0-0	1	1	2	0	2	0	1	12
Morgan	1-3	0-0	0-0	8	2	2	1	0	0	1	20
Dixon-Walters	0-2	0-1	0-1	3	2	0	1	0	0	0	10
TEAM				4							0
Totals	24-57	4-14	6-18	49	16	58	10	8	4	7	200

San Diego State	FG	3FG	FT	R	F	TP	A	TO	S	B	MP
Johnson	* 1-3	0-1	1-3	3	1	3	1	0	0	0	22
Mensah	* 4-6	0-0	0-3	7	2	8	0	1	3	27	
Bradley	* 1-7	0-4	1-1	4	4	3	2	1	0	0	24
Pulliam	* 4-10	1-2	2-4	3	4	11	1	3	1	0	34
Butler	* 4-14	1-3	0-0	3	1	9	1	0	1	0	35
Dimwiddie Jr.	0-5	0-4	0-0	0	2	0	1	1	0	0	20
Arop	4-7	1-1	0-0	6	4	9	0	0	2	0	21
Diabate	0-0	0-0	0-0	1	1	0	0	1	0	0	3
Baker-Mazara	0-1	0-1	0-0	0	1	0	0	0	0	0	6
Tomaic	0-3	0-1	0-0	0	1	0	1	0	0	0	8
TEAM				6							0
Totals	18-56	3-17	4-11	33	21	43	7	6	5	3	200

**Halftime:** Southern California 22, San Diego State 15. **FG%:** Southern California 42.1, San Diego State 32.1. **3FG%:** Southern California 28.6, San Diego State 17.6. **FT%:** San Diego State 36.4, Southern California 33.3. **Officials:** Larry Spaulding, Deron White, Chris Rastatter. **Technical:** none.







### GAME 10

San Diego State 63  
Saint Mary's 53

Dec. 17, 2021 | Phoenix, Ariz.  
Footprint Center | Att.: 1,500



### GAME 11

San Diego State 78  
UC San Diego 57

Dec. 22, 2021 | San Diego, Calif.  
Viejas Arena | Att.: 10,912



### GAME 12

San Diego State 62  
UNLV 55

Jan. 1, 2022 | Las Vegas, Nev.  
Thomas & Mack Center | Att.: 5,082

**PHOENIX** – Senior guard Trey Pulliam was one of three Aztecs in double figures and for the eighth time in 10 games San Diego State's men's basketball team limited its opponent to under 40 percent shooting in a 63-53 victory over the Saint Mary's Gaels at the Footprint Center.

Pulliam led all scorers with 15 points on 6-of-11 shooting from the field, including going 1-of-1 from the bonus distance and was 2-of-2 from the line. In addition, he totaled a game-high six assists and had a steal. Matt Bradley recorded 14 points to go along with two assists, two rebounds and two steals and Adam Seiko equaled a career-best four 3-pointers on four attempts and finished with a season-high 12 points.

Leading 26-25 at the half, San Diego State (7-3) came out in the second half and built an 11-point advantage, 46-35 with 14:23 to play. It looked like SDSU would run away with the game, but Saint Mary's (10-3) had other ideas.

The Gaels went on a 13-3 run over the next seven minutes to slice the Aztecs' lead to a single point, 49-48 with 7:33 to go.

SDSU then sank five free throws followed by a Seiko three to push its advantage back to nine points. Saint Mary's then hit five unanswered points to cut its deficit to four, 57-53 with 2:49 left. From there Bradley hit a layup, and Pulliam added two free throws and another layup to secure the 63-53 victory.

Senior Forward Nathan Mensah dominated on the defensive end finishing with 13 rebounds, five points and three blocks. In two games against Saint Mary's, in the last two years, Mensah scored 23 points, grabbed 26 rebounds and blocked nine shots.

San Diego State returns to action on Wednesday, Dec. 22, when it hosts UC San Diego in Viejas Arena.

**SAN DIEGO** – Four Aztecs scored in double figures led by Nathan Mensah's career-high 19 points as the San Diego State men's basketball team cruised to a 78-57 victory over the UC San Diego Tritons 78-57 on Wednesday night at Viejas Arena.

"We shot the ball very well," Aztec head coach Brain Dutcher said. "I think it's the third or fourth game in a row where we really shot the three well. When we do that, we're a lot more dangerous. It opens everything up. Nathan Mensah was good around the basket today. He had the same looks against Saint Mary's and couldn't get them to fall. But to his credit, he kept his confidence up."

Mensah scored the game's first bucket, six of the team's first 10 points and finished the night 9-of-12 from the floor and 1-of-2 from the line. He added a game-high nine rebounds and blocked two shots. It was the 18th consecutive game the Accra, Ghana native has had at least one blocked shot and the eighth straight with multiple blocked shots.

In the first 20 minutes, San Diego State (8-3) hit 19-of-33 field goals for a season-best 57.6 percent for the half and finished the game shooting 54.1 percent (33-of-61), also a season high.

The Aztecs had 23 assists on 33 made baskets and hit a season-high nine 3-pointers. They outrebounded the Tritons 33-to-29, including 8-to-7 on the offensive glass and had a 7-to-2 advantage in second-chance points. SDSU forced 18 UCSD turnovers which they converted into 21 points.

SDSU used a 10-0 run in the first half to turn a seven-point game, 33-26 with 4:07 to go before halftime into a 17-point advantage with just under a 1:30 to go before intermission and took a 15 point, 45-30 lead into the break.

The Aztecs maintained its double-digit lead throughout the second half, with UC San Diego (6-5) get as close as 10 points with just under 12 minutes to play, but SDSU then went on a 14-0 run to blow the game open and cruised to the 21-point victory.

Joining Mensah in double figures were Keshad Johnson with 13 points on 6-of-8 from the field, including 1-of-2 from distance. He added seven rebounds, four assists and a career-best with three blocks. Matt Bradley also finished with 13 points, five rebounds, six assists and two steals. Adam Seiko wound up with 11 points, two assists, a steal.

UC San Diego	FG	3FG	FT	R	F	TP	A	TO	S	B	MP
Racak	* 4-15	0-1	2-2	6	2	10	2	4	0	0	27
Nwaokorie	* 4-6	1-3	0-0	4	5	9	0	4	1	0	21
Pope	* 2-5	1-1	5-5	4	0	10	0	1	0	1	31
Killingsworth	* 2-5	0-0	6-6	2	4	2	2	0	0	0	32
Roquevare	* 1-4	0-2	1-1	1	1	3	4	2	1	0	32
Kosakowski	* 6-9	6-9	0-1	1	0	18	0	3	0	0	26
Gray	* 0-1	0-0	0-0	0	0	0	2	0	0	0	13
Vulitic	* 1-6	1-4	0-0	0	1	3	2	0	0	0	16
Pearson Jr.	* 0-0	0-0	0-0	0	0	0	0	0	1	0	1
DeGraaf	* 0-0	0-0	0-0	0	0	0	1	0	0	0	1
TEAM			7		2						
<b>Totals</b>	<b>20-51</b>	<b>9-22</b>	<b>8-9</b>	<b>29</b>	<b>11</b>	<b>57</b>	<b>13</b>	<b>18</b>	<b>3</b>	<b>1</b>	<b>200</b>

San Diego State	FG	3FG	FT	R	F	TP	A	TO	S	B	MP
Johnson	* 6-8	1-2	0-2	7	0	13	4	1	0	3	27
Pulliam	* 9-12	0-0	1-2	9	1	19	0	0	0	2	26
Mensah	* 4-10	3-6	0-0	1	1	11	2	0	1	0	30
Bradley	* 5-12	3-6	0-0	5	1	13	6	3	2	0	31
Pulliam	* 1-6	1-2	1-1	2	2	4	7	2	1	0	33
Dinwiddie Jr.	* 2-3	1-2	0-0	1	1	5	1	1	0	0	16
Baker-Mazara	* 3-6	0-1	0-0	0	6	2	0	2	0	0	10
Tomaic	* 1-1	0-0	0-0	3	0	2	1	0	0	0	12
Arop	* 1-2	0-0	1-1	0	2	3	0	1	2	0	8
Diabate	* 1-1	0-0	0-0	1	0	2	0	0	0	1	5
Barnett	* 0-0	0-0	0-0	0	0	0	0	0	0	0	2
Alger	* 0-0	0-0	0-0	0	0	0	0	1	0	0	1
Broughton, Ty	* 0-0	0-0	0-0	1	0	0	0	0	0	0	1
TEAM			3		0						
<b>Totals</b>	<b>33-61</b>	<b>9-19</b>	<b>3-7</b>	<b>33</b>	<b>8</b>	<b>78</b>	<b>23</b>	<b>9</b>	<b>8</b>	<b>6</b>	<b>200</b>

**Halftime:** San Diego State 45, UC San Diego 30. **FG%:** San Diego State 54.1, UC San Diego 39.2. **3FG%:** San Diego State 47.4, UC San Diego 40.9. **FT%:** UC San Diego 88.9, San Diego State 42.9. **Officials:** Eric Curry, Scott Brown, Ryan Holmes. **Technical:** none.

**LAS VEGAS** - Matt Bradley had 17 points and seven rebounds and Keshad Johnson recorded his first career double double, 10 points and 11 rebounds, to carry San Diego State to a 62-55 win over UNLV on Saturday in each program's Mountain West Conference opener. The victory was San Diego State's 15th-straight against Mountain West Conference opponents and its 12th win against UNLV in Thomas & Mack Center in its last 13 tries.

San Diego State (9-3, 1-0) earned its fourth consecutive victory. Chad Baker added 11 points. Nathan Mensah had 10 points, seven rebounds and four blocks to move in to third place on the program's career blocked shots list. He has 130 rejections in his Aztecs career.

The Aztecs held UNLV to 29.7 percent field goal shooting. That is the lowest for the Runnin' Rebels since they shot 29.0 percent against No. 14 North Carolina on Nov. 30, 2020 (neutral site game). The last time they were held to this percentage or lower at Thomas & Mack Center was Jan. 4, 2017, against Boise State.

Trailing by as many as seven points, 20-13, midway through the first half, SDSU used a 22-12 run in the final nine minutes to take a three-point, 35-32 advantage into the intermission.

The San Diego State defense limited UNLV to 23 points in the second half, a season low for the team, and built a 10-point lead with just over half a minute to play before earning the seven point victory.

SDSU dominated the paint, outscoring UNLV 30-16 and it outrebounded the Runnin' Rebels, 55-42. For the Aztecs, it enjoyed season highs in offensive rebounds (19), defensive rebounds (36), total rebounds (55) and rebound margin (+13).

Donovan Williams had 16 points and three blocks for the Runnin' Rebels (8-6, 0-1), whose four-game win streak ended. Bryce Hamilton added 15 points. Royce Hamm Jr. had 14 rebounds.

San Diego State won the game despite being with out two starting guards in Trey Pulliam and Lamont Butler. The pair are averaging 20.3 of the team's 64.5 points per game.

#### THE BIG NOTE

Brian Dutcher has been on the SDSU sidelines for 35 of SDSU's 39 victories in the series. Those 35 wins have come against 10 different UNLV head coaches (Bill Bayno, Max Good, Charlie Spoonhour, Jay Spoonhour, Lon Kruger, Dave Rice, Todd Simon, Marvin Menzies, T.J. Otzelberger and Kevin Kruger).

San Diego State	FG	3FG	FT	R	F	TP	A	TO	S	B	MP
Johnson	* 2-3	0-0	2-3	2	0	6	0	1	2	0	30
Mensah	* 2-10	0-0	1-2	13	3	5	0	2	2	3	30
Seiko	* 4-4	4-4	0-1	2	2	13	1	1	0	0	32
Bradley	* 5-14	0-3	4-4	2	1	14	2	3	2	0	36
Pulliam	* 6-11	1-1	2-2	1	3	15	6	4	1	0	37
Dinwiddie Jr.	* 1-4	0-0	0-0	2	1	2	0	0	0	0	8
Tomaic	* 1-1	1-1	0-0	0	3	3	0	1	1	0	8
Arop	* 1-5	0-0	1-2	5	1	3	1	2	2	0	11
Baker-Mazara	* 1-2	1-1	0-0	1	2	3	0	0	0	0	8
TEAM			7		0						
<b>Totals</b>	<b>23-54</b>	<b>7-10</b>	<b>10-14</b>	<b>35</b>	<b>16</b>	<b>63</b>	<b>10</b>	<b>14</b>	<b>10</b>	<b>3</b>	<b>200</b>

Saint Mary's	FG	3FG	FT	R	F	TP	A	TO	S	B	MP
Tass	* 4-7	0-0	4-4	4	3	12	2	4	0	3	29
Bowen	* 1-4	1-2	0-0	8	0	3	2	0	2	0	38
Johnson	* 2-6	0-0	0-2	7	4	4	0	1	0	0	23
Kuhse	* 6-14	1-3	0-0	3	3	13	2	2	0	0	31
Ducas	* 1-6	1-5	2-2	6	3	5	0	1	0	0	29
Fotu	* 0-4	0-3	2-4	1	1	2	0	4	0	0	12
Marcilionis	* 4-9	1-5	0-0	2	3	9	0	1	4	0	26
Mullins	* 1-2	1-2	2-2	0	0	5	0	0	1	0	11
Saxen	* 0-0	0-0	0-0	1	0	0	0	0	0	0	1
TEAM			1		1						
<b>Totals</b>	<b>19-52</b>	<b>5-20</b>	<b>10-14</b>	<b>33</b>	<b>17</b>	<b>53</b>	<b>6</b>	<b>14</b>	<b>7</b>	<b>3</b>	<b>200</b>

**Halftime:** San Diego State 26, Saint Mary's 25. **FG%:** San Diego State 42.6, Saint Mary's 36.5. **3FG%:** San Diego State 20.0, Saint Mary's 25.0. **FT%:** San Diego State 71.4, Saint Mary's 71.4. **Officials:** Keith Kimble, DJ Carstensen, Rob Riley. **Technical:** none.

San Diego State	FG	3FG	FT	R	F	TP	A	TO	S	B	MP
Johnson	* 4-8	0-2	2-3	11	3	10	0	1	0	1	30
Mensah	* 3-14	0-0	4-8	7	2	10	1	1	0	4	29
Seiko	* 1-2	0-1	2-2	7	2	4	3	2	0	0	38
Bradley	* 5-18	2-7	5-6	7	3	17	0	1	2	0	34
Dinwiddie Jr.	* 0-5	0-3	1-2	2	1	1	2	0	0	0	15
Baker-Mazara	* 5-6	1-1	0-0	5	2	11	0	3	1	2	18
Arop	* 4-8	0-1	1-3	8	3	9	0	1	4	0	22
Tomaic	* 0-0	0-0	0-0	0	2	0	0	0	0	0	8
Barnett	* 0-0	0-0	0-0	0	0	0	0	1	0	0	2
Diabate	* 0-4	0-0	0-0	4	0	0	0	0	0	0	5
TEAM			4		0						
<b>Totals</b>	<b>22-65</b>	<b>3-15</b>	<b>15-24</b>	<b>55</b>	<b>18</b>	<b>62</b>	<b>6</b>	<b>10</b>	<b>7</b>	<b>7</b>	<b>200</b>

UNLV	FG	3FG	FT	R	F	TP	A	TO	S	B	MP
Williams	* 5-13	1-1	5-9	4	2	16	1	1	0	3	26
Hamm Jr.	* 2-5	0-1	1-3	14	5	5	1	2	0	0	22
McCabe	* 1-8	1-5	0-0	1	3	3	5	3	0	0	36
Hamilton	* 6-19	3-11	0-0	3	2	15	3	3	0	0	37
Baker	* 2-6	1-5	2-2	1	1	7	2	1	1	0	26
Iruakor	* 0-1	0-0	0-0	4	4	0	0	0	1	2	13
Nuga	* 3-9	1-5	0-0	5	2	7	0	1	1	0	21
Muoka	* 0-2	0-0	0-0	4	2	0	0	0	0	2	10
Gilbert	* 0-1	0-0	2-2	1	0	2	0	1	1	0	9
TEAM			5		1						
<b>Totals</b>	<b>19-64</b>	<b>7-28</b>	<b>10-16</b>	<b>42</b>	<b>21</b>	<b>55</b>	<b>12</b>	<b>12</b>	<b>4</b>	<b>7</b>	<b>200</b>

**Halftime:** San Diego State 35, UNLV 32. **FG%:** San Diego State 33.8, UNLV 29.7. **3FG%:** UNLV 25.0, San Diego State 20.0. **FT%:** San Diego State 62.5, UNLV 62.5. **Officials:** Eric Curry, Gergory Nixon, Rob Kueneman. **Technical:** none.





**GAME 16**  
Utah State 75  
San Jose State 57

Jan. 26, 2022 | Logan, Utah  
Dee Glen Smith Spectrum | Att.: 7,312

**LOGAN, Utah** — Matt Bradley led all scorers with 19 points and Chad Baker-Mazara had his best offensive night as an Aztec, but the Utah State Aggies shot better than any team had against the San Diego State and pulled away in the second half for a 75-57 victory in a Mountain West game on Wednesday night.

“They put six days of work to good use,” Aztec coach Brian Dutcher said. “They moved at a pace they hadn’t moved at all year. They were sensational and we did what you can’t do on the road. We let them get out early on the break, build an early lead and to our credit, we fought our way back into it. It was a one-point game at halftime, and they have struggled in close games. We used two timeouts in the first half. We started the second half, and they get off running again. So, I burned a time out and you can’t start like that on the road. We chipped our way back and I think maybe we got as close as seven with maybe six minutes to go. We had a chance to get back in the game and then they went on another run, and it was over after that because they were running the clock, and they spread us out.”

In addition to Bradley’s 19 points, he added six rebounds and six assists to lead the team in all three categories.

Utah State shot 49.1 percent from the field (27-of-55), becoming just the fourth team in 16 games to crack the 40 percent mark against SDSU and just the second team this season to amass more than 66 points against the Aztecs, who rank second in the nation in scoring defense, allowing 56.4 points per game in its first 15 contest.

Both teams shot the ball well, SDSU finished the game at 48.9 percent (23-of-47), but Utah State 10 3-pointers to the Aztecs five and beat SDSU on second chance points 9-to-0.

Utah State was up 32-31, but the Aggies opened the second half with a 13-2 run in the first four minutes to build a 12-point advantage. SDSU cut the lead to seven points on three occasions, the last coming at 62-55 with 5:19 to play, but could not get any closer.

Utah State, led by 17 points from Steven Ashworth, closed the contest with its second 13-2 run of the half and won the game 75-57.

San Diego State	FG	3FG	FT	R	F	TP	A	TO	S	B	MP
Johnson *	3-5	0-1	1-2	2	0	7	0	0	0	0	21
Mensah *	2-3	0-0	0-0	4	4	4	0	1	2	2	19
Bradley *	8-12	0-1	3-4	6	1	19	6	1	2	1	31
Pulliam *	0-4	0-1	0-0	3	2	0	0	4	2	0	28
Butler *	2-7	0-2	0-0	1	3	4	5	5	1	1	34
Seiko	2-5	2-5	0-0	1	1	6	0	1	0	1	26
Diabate	1-2	0-0	0-0	2	2	2	1	1	1	0	11
Arop	0-0	0-0	0-0	0	0	0	0	0	0	0	8
Baker-Mazara	5-9	3-5	2-4	0	2	15	2	1	2	1	16
Tomaic	0-0	0-0	0-0	0	1	0	0	2	0	0	6
TEAM				2							0
<b>Totals</b>	<b>23-47</b>	<b>5-15</b>	<b>6-10</b>	<b>21</b>	<b>17</b>	<b>57</b>	<b>14</b>	<b>15</b>	<b>11</b>	<b>5</b>	<b>200</b>

Utah State	FG	3FG	FT	R	F	TP	A	TO	S	B	MP
Horvath *	5-11	1-4	1-1	5	1	12	1	5	0	0	37
Bean *	4-11	1-3	4-4	13	1	13	5	1	2	0	30
Bainstow *	4-7	0-0	2-2	2	3	10	2	1	2	0	25
Ashworth *	5-10	5-10	2-2	2	1	17	5	2	2	0	37
Eyle-Rock *	3-8	1-4	0-1	4	2	7	4	4	2	0	32
Hameda	0-1	0-1	0-0	0	0	0	1	0	0	0	5
Darius	3-4	0-0	2-4	4	2	8	0	0	1	1	17
Shulga	3-3	2-2	0-0	2	3	8	2	1	0	0	19
TEAM				3							1
<b>Totals</b>	<b>27-55</b>	<b>10-24</b>	<b>11-14</b>	<b>35</b>	<b>14</b>	<b>75</b>	<b>20</b>	<b>15</b>	<b>9</b>	<b>1</b>	<b>200</b>

**Halftime:** Utah State 32, San Diego State 31. **FG%:** Utah State 49.1, San Diego State 48.9. **3FG%:** Utah State 41.7, San Diego State 33.3. **FT%:** Utah State 78.6, San Diego State 60.0. **Officials:** Randy McCall, Chris Rastatter, Michael Irving. **Technical:** Odom (Utah State).



**GAME 17**  
San Diego State 72  
New Mexico 47

Jan. 31, 2022 | San Diego, Calif.  
Viejas Arena | Att.: 10,951

**SAN DIEGO** — San Diego State got a dominating performance on its return to Viejas Arena Monday, cruising past New Mexico, 72-47, as the duo of Keshad Johnson and Matt Bradley scored 14 points apiece to help spark the victory.

With the win, the Aztecs (12-5, 4-2 Mountain West) won 15 of the last 19 meetings against the Lobos and became the first team in the last 42 seasons to defeat UNM by 20 or more points in three consecutive meetings. In addition, SDSU improves to 13-1 in its last 14 games immediately following a loss.

Johnson, who set a season-best for points on 6-of-10 shooting, also pulled down 10 rebounds for his second career double-double. Lamont Butler finished with nine points and matched his personal best with six boards while adding four assists.

In addition, Trey Pulliam led all players with six assists, while Nathan Mensah came up with a career-best five steals to go with a game-high four blocks.

Collectively, SDSU connected on 26-of-58 of its field-goal attempts (.448) while sinking 11-of-14 free throws (.786). The Aztecs also had a 19-8 advantage in assists and while outscoring UNM on the fastbreak by a 25-1 margin.

San Diego State led throughout, but the Lobos (8-14, 1-8 MW) remained within striking distance for much of the first half, narrowing the gap to 25-20 on a three-pointer by Jamal Mashburn, Jr. with just under eight minutes left.

The Aztec defense clamped down for the rest of the period as the visitors misfired on six straight shots and sank just two free throws during an 11-2 surge that gave the SDSU a 36-22 lead by intermission.

SDSU maintained the momentum in the early stages of the second half, using 13-4 run over the first 4:16 to build an insurmountable 49-26 advantage.

The Aztecs enjoyed their biggest lead of the night at 67-39 following a Chad Baker-Mazara dunk with 4:27 remaining.

New Mexico was led by KJ Jenkins’ game-high 16 points, while Mashburn, Jr. added 10 points in the defeat.

New Mexico	FG	3FG	FT	R	F	TP	A	TO	S	B	MP
Allen-Tovar *	1-6	1-3	0-0	3	0	3	1	1	0	1	26
Forsling *	1-3	0-0	0-0	6	2	2	1	3	0	0	21
Mashburn Jr. *	3-11	1-5	3-4	2	2	10	3	4	1	0	28
House *	1-4	1-3	0-0	2	3	3	0	5	1	0	19
Johnson *	1-4	1-2	0-0	2	1	3	1	0	0	0	19
Jenkins	6-13	3-8	1-1	9	1	16	0	2	1	0	28
Singleton	0-3	0-0	0-0	2	4	0	0	1	2	0	20
Arroyo	0-0	0-0	0-0	1	2	0	0	1	2	2	8
Seck	0-2	0-0	0-0	2	1	0	1	1	0	0	13
Todd	2-4	0-0	4-5	1	0	8	0	0	1	0	10
Francis	1-2	0-1	0-0	1	0	2	1	0	0	0	7
TEAM				2				2			0
<b>Totals</b>	<b>16-52</b>	<b>7-22</b>	<b>8-10</b>	<b>33</b>	<b>16</b>	<b>47</b>	<b>8</b>	<b>19</b>	<b>7</b>	<b>3</b>	<b>200</b>

San Diego State	FG	3FG	FT	R	F	TP	A	TO	S	B	MP
Johnson *	6-10	0-1	2-3	10	1	14	2	1	1	0	26
Mensah *	1-4	0-0	3-4	3	2	5	1	3	5	4	20
Bradley *	6-13	2-5	0-0	5	1	14	3	3	1	0	26
Pulliam *	1-3	1-2	0-0	4	0	3	6	1	0	1	28
Butler *	4-8	1-2	0-0	6	3	9	4	1	2	0	27
Seiko	2-5	2-4	1-1	0	0	7	1	1	0	0	16
Baker-Mazara	3-6	2-3	0-0	2	2	8	0	2	3	0	11
Diabate	1-3	0-0	3-4	3	4	5	0	0	0	1	15
Tomaic	1-3	1-2	2-2	0	2	5	1	0	0	2	14
Birvidde Jr.	0-1	0-1	0-0	0	0	0	0	0	0	0	9
Alger	0-1	0-0	0-0	0	0	0	0	0	0	0	3
Barnett	1-1	0-0	0-0	0	0	2	1	0	0	0	3
Broughton, Ty	0-0	0-0	0-0	0	0	0	0	0	0	0	1
Broughton, Tr.	0-0	0-0	0-0	0	0	0	0	0	0	0	1
TEAM				1				0			0
<b>Totals</b>	<b>2</b>	<b>9-20</b>	<b>11-14</b>	<b>36</b>	<b>15</b>	<b>72</b>	<b>19</b>	<b>12</b>	<b>12</b>	<b>8</b>	<b>200</b>

**Halftime:** San Diego State 36, New Mexico 22. **FG%:** San Diego State 44.8, New Mexico 30.8. **3FG%:** San Diego State 45.0, New Mexico 31.8. **FT%:** San Diego State 80.0, San Diego State 78.6. **Officials:** Vern Harris, David Hall, Nate Harris. **Technical:** Singleton (New Mexico), Baker-Mazara (San Diego State).



**GAME 18**  
Colorado State 58  
San Diego State 57

Feb. 4, 2022 | Fort Collins, Colo.  
Moby Arena | Att.: 8,083

**FORT COLLINS, Colo.** — Lamont Butler hit a go-ahead 3-pointer with 14 seconds to play to give the San Diego State men’s basketball team a 57-56 lead, but Colorado State answered five seconds later and defeated the Aztecs 58-57 on Friday night in Moby Arena.

The Aztecs (12-6, 4-3 MW) trailed by 20 points, 47-27 with 10:15 to play. But a 27-to-9 run over the next 10 minutes, led by 15 of Matt Bradley’s game-high 27 points, trimmed the Colorado State advantage to just a bucket, 56-54 with 1:05 to play.

Butler, who finished 2-of-4 from the bonus distance and had eight points, then drained a three from the wing to give SDSU its first lead of the game, 57-65, with 14 seconds to go. Colorado State (17-3, 7-3 MW) came right back down the floor and got a David Roddy jumper in the lane with nine ticks left on the clock to regain the lead for the Rams.

On the ensuing possession, Bradley then got the ball on the right wing, drove to the bucket and appeared to get fouled on his shot attempt, but there was no whistle and Colorado State escaped losing its third game in a row with the one-point victory.

“Lamont hit a big three to take the lead,” Aztec head coach Brian Dutcher said “Their last play, they fumbled the ball, and it went right to (David) Roddy. He had a little runner in the front (of the basket) and then I couldn’t see the play at the end. Matt (Bradley) thought he was fouled. I don’t know if he was or not. I’ll look at the tape. I tried to take a timeout but that’s probably what I would try to draw up anyway; a guard downhill to the basket through contact to try to win the game. We had Matt with the ball downhill in contact and we didn’t get the call. So that’s basketball.”

The Aztecs dominated the boards 43-to-31 and had won 29 straight games in which it outrebounded its opponent before tonight. Aguek Arop led San Diego State and equaled his career high with eight rebounds. Nathan Mensah had seven, Keshad Johnson six, Butler finished with five and Bradley, Trey Pulliam and Tahirou Diabate grabbed four each.

Offensively the Aztecs suffered their second toughest shooting night of the season hitting 19-of-63 shots (30.2 percent) including just 6-of-28 in the first half (21.4 percent).

San Diego State	FG	3FG	FT	R	F	TP	A	TO	S	B	MP
Johnson *	1-6	0-3	3-5	6	1	5	1	3	3	0	20
Mensah *	2-5	0-0	0-0	7	3	4	2	0	1	0	23
Bradley *	7-18	4-7	9-10	4	3	27	0	2	1	1	34
Pulliam *	2-7	0-2	0-0	4	1	4	3	4	1	0	36
Butler *	3-9	2-4	0-0	5	2	8	1	1	1	0	26
Arop	2-4	0-0	0-0	8	4	4	0	2	0	1	24
Seiko	0-1	0-0	1-2	2	0	4	4	2	1	0	14
Diabate	2-6	0-0	0-0	4	3	4	0	1	0	0	9
Baker-Mazara	0-4	0-2	0-0	2	1	0	0	0	1	0	8
Tomaic	0-3	0-1	0-0	1	0	0	0	1	0	0	7
TEAM				0				1			0
<b>Totals</b>	<b>19-63</b>	<b>6-19</b>	<b>13-17</b>	<b>43</b>	<b>18</b>	<b>57</b>	<b>8</b>	<b>17</b>	<b>9</b>	<b>2</b>	<b>200</b>

Colorado State	FG	3FG	FT	R	F	TP	A	TO	S	B	MP
Thomas *	0-1	0-1	0-0	1	2	0	2	1	1	0	12
Roddy *	9-17	2-5	2-3	9	2	22	4	5	1	3	33
Tonje *	4-8	3-4	5-6	2	1	16	0	1	0	0	30
Moore *	1-3	0-2	0-0	2	1	2	3	2	0	0	26
Stevens *	1-8	0-3	2-4	1	3	4	4	2	0	1	32
Moors	3-3	0-0	4-5	8	2	10	0	1	1	1	22
Lake	0-2	0-1	0-0	1	0	0	0	1	0	0	6
Rivera	0-1	0-0	0-0	2	2	0	0	1	0	0	9
Jacobs	1-3	0-1	0-0	3	2	2	0	1	2	0	17
Thistlewood	1-3	0-2	0-0	0	1	2	0	0	0	0	13
TEAM				2				0			0
<b>Totals</b>	<b>20-49</b>	<b>5-19</b>	<b>13-18</b>	<b>31</b>	<b>16</b>	<b>58</b>	<b>13</b>	<b>15</b>	<b>5</b>	<b>2</b>	<b>200</b>

**Halftime:** Colorado State 23, San Diego State 18. **FG%:** Colorado State 40.8, San Diego State 30.2. **3FG%:** San Diego State 31.6, Colorado State 26.3. **FT%:** San Diego State 76.5, Colorado State 72.2. **Officials:** Chris Rastatter, Eric Curry, Paul Szek. **Technical:** Tonje, Stevens (Colorado State), Arop, Pulliam (San Diego State).

# SAN DIEGO STATE SCHEDULE/RESULTS

**Record: 12-6** (Home: 9-1, Away: 1-4, Neutral: 2-1) / 2 games lost due to COVID-19  
**Mountain West: 4-3** (Home: 3-1, Away: 1-2) / 1 games lost due to COVID-19

Date	SDSU NR	Opponent	SDSU Result	W-L	Record	MW	Scorer	San Diego State High			Attendance
								Rebounder	Assists		
Nov. 9	rv/--	UC RIVERSIDE	W 66-53	W1	1-0		Bradley - 23	Mensah - 10	Mensah - 2		11,729
Nov. 12	rv/--	at (rv/--) Brigham Young	L 60-66	L1	1-1		Mensah - 18	Mensah - 8	Pulliam - 4		16,470
Nov. 18		ARIZONA STATE	W 65-63	W1	2-1		Butler - 14	Mensah - 9	Pulliam - 4		12,414 (c)
Nov. 22		TEXAS ARLINGTON	W 68-62	W2	3-1		Bradley - 15	Johnson - 7	Johnson, Bradley, Butler - 3		11,903
Nov. 25		#vs. Georgetown	W 73-56	W3	4-1		Bradley - 18	Bradley - 7	Pulliam - 8		1,402
Nov. 26		#vs. (24/25) Southern California	L 43-58	L1	4-2		Pulliam - 11	Mensah - 7	Bradley - 2		2,890
Nov. 30		LONG BEACH STATE	W 72-47	W1	5-2		Pulliam - 16	Mensah - 11	Pulliam - 5		11,917
Dec. 4		at (24/24) Michigan (D)	L 58-72	L1	5-3		Bradley - 22	Johnson - 7	Bradley, Pulliam - 2		12,523
Dec. 8		CAL STATE FULLERTON	W 66-56	W1	6-3		Bradley - 22	Mensah - 9	Bradley, Johnson, Pulliam - 3		11,823
Dec. 17		^vs. (-/rv) Saint Mary's	W 63-53	W2	7-3		Pulliam - 15	Mensah - 13	Pulliam - 6		1,500
Dec. 22		UC SAN DIEGO	W 78-57	W3	8-3		Mensah - 19	Mensah - 9	Pulliam - 7		10,912
Dec. 28		SAN DIEGO CHRISTIAN	Canceled - due to COVID-19-related concerns within the San Diego Christian men's basketball program								
Jan. 1		*at UNLV (D)	W 62-55	W4	9-3	1-0	Bradley - 17	Johnson - 11	Seiko - 3		5,082
Jan. 8		*(20/19) COLORADO STATE	W 79-49	W5	10-3	2-0	Bradley - 26	Arop - 8	Pulliam - 4		10,323
Jan. 15	rv/-	*at New Mexico	Postponed - due to COVID-19-related concerns within the San Diego State men's basketball program								
Jan. 22	rv/rv	*(-/rv) BOISE STATE	L 37-42	L1	10-4	2-1	Butler, Mensah - 10	Mensah - 9	Butler - 3		11,357
Jan. 24		*UNLV	W 80-55	W1	11-4	3-1	Bradley - 27	Johnson - 7	Bradley - 4		10,528
Jan. 26		*at Utah State	L 57-75	L1	11-5	3-2	Bradley - 19	Bradley - 6	Bradley - 5		7,312
Jan. 31		*NEW MEXICO	W 72-47	W1	12-5	4-2	Bradley, Johnson - 14	Johnson - 10	Pulliam - 6		10,951
Feb. 4		*at (rv/rv) Colorado State	L 57-58	L1	12-6	4-3	Bradley - 27	Arop - 8	Pulliam - 3		8,083 (c)
Feb. 6		*NEVADA									
Feb. 9		*at San Jose State									
Feb. 12		*AIR FORCE									
Feb. 15		*UTAH STATE									
Feb. 19		*at Fresno State									
Feb. 22		*at Boise State									
Feb. 25		*SAN JOSE STATE									
Feb. 28		*at Wyoming									
March 3		*Fresno State									
March 5		*at Nevada									
March 9		+Mountain West First Round									
March 10		+Mountain West Quarterfinal									
March 11		+Mountain West Semifinal									
March 12		+Mountain West Championship									

Caps denotes home game. # - Paycom Wooden Legacy (Anaheim, Calif.). ^ - Footprint Center (Phoenix, Ariz.). \* - Mountain West Game. + - Mountain West Men's Basketball Championship (Thomas & Mack Center; Las Vegas, Nevada). SDSU NR - San Diego State national ranking (Associated Press and USA Today coaches polls at game time). Time to the right of opponent name indicates time remaining on a game-winning shot. D - Indicates game played during the afternoon.

## Record/Attendance Summary

	G	W-L	Total	Average	High
Home	10	9-1	113,866	11,387	12,414 vs. Arizona State (Nov. 18)
Mountain West	4	3-1	43,159	10,790	11,357 vs. Boise State (Jan. 22)
Away	5	1-4	49,470	9,894	16,470 at Brigham Young (Nov. 12)
Mountain West	3	1-2	20,477	6,826	8,083 at Colorado State (Feb. 4)
Neutral	3	2-1	5,792	1,931	2,890 vs. Southern California (Nov. 26)
Total	18	12-6	161,045	9,396	16,470 at Brigham Young (Nov. 12)
Mountain West	7	4-3	63,636	9,091	11,357 vs. Boise State (Jan. 22)

## Win/Loss Margin

	1	2	3	4	5	6	7	8	9	10	11	12	13	14	15	16	17	18	19	20	21	22	23	25	30	=<3	=<5	=<10
Win		1				1	1			2			1				1			1				3	1	1	1	5
Loss	1				1	1								1	1			1								1	2	2

## SEASON STATISTICS

Record: 12-6 (Home: 9-1, Away: 1-4, Neutral: 2-1) / 2 games lost due to COVID-19

No.	Player	GP	GS	Min	Avg	TOTAL			3-PTS			REBOUNDS			PF	FO	A	TO	Blk	Stl	Pts	Avg						
						FG	FGA	Pct	3FG	FGA	Pct	FT	FTA	Pct									Off	Def	Tot	Avg		
03	BRADLEY, Matt	18	18	554	30.8	106	237	.447	27	75	.360	60	74	.811	16	75	91	5.1	40	0	42	46	5	19	299	16.6		
04	PULLIAM, Trey	17	17	522	30.7	53	137	.387	12	35	.343	23	35	.657	2	47	49	2.9	43	0	59	40	3	20	141	8.3		
31	MENSAH, Nathan	18	18	456	25.3	53	119	.445	1	3	.333	25	49	.510	39	90	129	7.2	44	0	13	29	41	19	132	7.3		
00	JOHNSON, Keshad	18	18	399	22.2	46	92	.500	1	18	.056	27	45	.600	27	63	90	5.0	27	0	19	22	9	14	120	6.7		
05	BUTLER, Lamont	13	11	342	26.3	43	103	.417	15	35	.429	18	24	.750	5	30	35	2.7	33	1	31	30	4	26	119	9.2		
20	BAKER-MAZARA, Chad	17	0	194	11.4	31	78	.397	11	31	.355	19	23	.826	4	26	30	1.8	21	0	11	12	11	14	92	5.4		
02	SEIKO, Adam	15	7	378	25.2	27	65	.415	20	50	.400	6	8	.750	3	30	33	2.2	13	0	14	11	0	9	80	5.3		
33	AROP, Aguek	14	0	205	14.6	21	45	.467	2	7	.286	8	19	.421	26	27	53	3.8	25	0	8	13	3	17	52	3.7		
10	DINWIDDIE JR., Keith	16	1	179	11.2	16	56	.286	10	37	.270	3	4	.750	0	15	15	0.9	15	0	7	7	0	4	45	2.8		
23	TOMAIC, Joshua	17	0	215	12.6	12	36	.333	6	20	.300	10	15	.667	11	16	27	1.6	18	0	7	12	9	3	40	2.4		
22	DIABATE, Tahirou	14	0	116	8.3	12	33	.364	0	1	.000	6	10	.600	11	24	35	2.5	24	0	1	4	7	1	30	2.1		
21	BARNETT, Jared	7	0	16	2.3	2	4	.500	0	0	.000	0	0	.000	1	1	2	0.3	0	0	1	1	0	1	4	0.6		
14	ALGER, Cade	6	0	13	2.2	1	6	.167	0	3	.000	0	0	.000	0	1	1	0.2	1	0	0	1	1	2	2	0.3		
24	BROUGHTON, Tyler	4	0	6	1.5	0	0	.000	0	0	.000	0	0	.000	2	1	3	0.8	0	0	0	1	0	0	0	0.0		
42	BROUGHTON, Triston	3	0	5	1.7	0	3	.000	0	0	.000	0	0	.000	0	0	0	0.0	2	0	1	0	0	0	0	0.0		
TEAM														35	28	63	3.5	0					5					0
<b>SAN DIEGO SATTE</b>		<b>18</b>				<b>423</b>	<b>1014</b>	<b>.417</b>	<b>105</b>	<b>315</b>	<b>.333</b>	<b>205</b>	<b>306</b>	<b>.670</b>	<b>182</b>	<b>474</b>	<b>656</b>	<b>36.4</b>	<b>306</b>	<b>1</b>	<b>214</b>	<b>234</b>	<b>93</b>	<b>149</b>	<b>1156</b>	<b>64.2</b>		
<b>OPPONENTS</b>		<b>18</b>				<b>366</b>	<b>986</b>	<b>.371</b>	<b>105</b>	<b>365</b>	<b>.288</b>	<b>187</b>	<b>278</b>	<b>.673</b>	<b>177</b>	<b>440</b>	<b>617</b>	<b>34.3</b>	<b>310</b>	<b>6</b>	<b>185</b>	<b>262</b>	<b>64</b>	<b>108</b>	<b>1024</b>	<b>56.9</b>		

SCORE BY PERIODS:	1st	2nd	Total
SAN DIEGO STATE	577	579	- 1,156
OPPONENTS	494	530	-1,024

Mountain West: 4-3 (Home: 3-1, Away: 1-2) / 1 games lost due to COVID-19

No.	Player	GP	GS	Min	Avg	TOTAL			3-PTS			REBOUNDS			PF	FO	A	TO	Blk	Stl	Pts	Avg						
						FG	FGA	Pct	3FG	FGA	Pct	FT	FTA	Pct									Off	Def	Tot	Avg		
03	BRADLEY, Matt	7	7	218	31.1	49	102	.480	16	35	.457	23	27	.852	8	33	41	5.9	14	0	15	17	3	8	137	19.6		
05	BUTLER, Lamont	6	6	174	29.0	21	55	.382	7	18	.389	2	2	1.000	5	15	20	3.3	15	0	17	14	3	12	51	8.5		
00	JOHNSON, Keshad	7	7	161	23.0	18	41	.439	0	8	.000	14	21	.667	15	29	44	6.3	8	0	5	9	2	7	50	7.1		
20	BAKER-MAZARA, Chad	6	0	84	14.0	18	36	.500	7	16	.438	7	10	.700	3	10	13	2.2	11	0	5	8	6	10	50	8.3		
31	MENSAH, Nathan	7	7	171	24.4	17	49	.347	0	0	.000	7	13	.538	12	26	38	5.4	19	0	5	8	15	10	41	5.9		
33	AROP, Aguek	6	0	111	18.5	10	21	.476	0	3	.000	6	13	.462	13	16	29	4.8	14	0	6	6	3	8	26	4.3		
02	SEIKO, Adam	6	1	142	23.7	8	21	.381	5	16	.313	4	5	.800	0	14	14	2.3	6	0	7	8	0	2	25	4.2		
04	PULLIAM, Trey	6	6	157	26.2	10	32	.313	2	9	.222	2	4	.500	0	15	15	2.5	11	0	16	17	1	4	24	4.0		
22	DIABATE, Tahirou	7	0	64	9.1	6	17	.353	0	0	.000	3	4	.750	6	15	21	3.0	17	0	1	2	4	1	15	2.1		
23	TOMAIC, Joshua	6	0	50	8.3	3	12	.250	2	6	.333	4	4	1.000	2	5	7	1.2	6	0	2	4	2	1	12	2.0		
10	DINWIDDIE Jr., Keith	5	1	44	8.8	2	14	.143	2	10	.200	1	2	.500	0	5	5	1.0	3	0	3	0	0	0	7	1.4		
21	BARNETT, Jared	4	0	10	2.5	2	2	1.000	0	0	.000	0	0	.000	1	1	2	0.5	0	0	1	1	0	1	4	1.0		
14	ALGER, Cade	3	0	8	2.7	1	3	.333	0	1	.000	0	0	.000	0	1	1	0.3	0	0	0	0	0	0	2	0.7		
24	BROUGHTON, Tyler	2	0	3	1.5	0	0	.000	0	0	.000	0	0	.000	0	1	1	0.5	0	0	0	0	0	0	0	0.0		
42	BROUGHTON, Triston	2	0	3	1.5	0	2	.000	0	0	.000	0	0	.000	0	0	0	0.0	1	0	1	0	0	0	0	0.0		
TEAM														10	8	18	2.6	0					2					0
<b>SAN DIEGO STATE</b>		<b>7</b>				<b>165</b>	<b>407</b>	<b>.405</b>	<b>41</b>	<b>122</b>	<b>.336</b>	<b>73</b>	<b>105</b>	<b>.695</b>	<b>75</b>	<b>194</b>	<b>269</b>	<b>38.4</b>	<b>125</b>	<b>0</b>	<b>84</b>	<b>96</b>	<b>40</b>	<b>64</b>	<b>444</b>	<b>63.4</b>		
<b>OPPONENTS</b>		<b>7</b>				<b>127</b>	<b>368</b>	<b>.345</b>	<b>44</b>	<b>154</b>	<b>.286</b>	<b>83</b>	<b>113</b>	<b>.735</b>	<b>60</b>	<b>174</b>	<b>234</b>	<b>33.4</b>	<b>112</b>	<b>1</b>	<b>74</b>	<b>109</b>	<b>29</b>	<b>47</b>	<b>381</b>	<b>54.4</b>		

SCORE BY PERIODS:	1st	2nd	Total
SAN DIEGO STATE	221	223	- 444
OPPONENTS	186	195	- 381

## HOME/AWAY STATISTICS

## Home: 9-1

No.	Player	GP	GS	Min	Avg	TOTAL			3-PTS			REBOUNDS			PF	FO	A	TO	Blk	Stl	Pts	Avg				
						FG	FGA	Pct	3FG	FGA	Pct	FT	FTA	Pct									Off	Def	Tot	Avg
03	BRADLEY, Matt	10	10	309	30.9	60	125	.480	18	41	.439	33	41	.805	8	46	54	5.4	20	0	25	27	2	10	171	17.1
04	PULLIAM, Trey	10	10	281	28.1	31	73	.425	8	18	.444	15	21	.714	1	28	29	2.9	24	0	35	22	2	10	85	8.5
05	BUTLER, Lamont	8	7	213	26.6	26	62	.419	9	22	.409	17	21	.810	3	20	23	2.9	18	0	21	21	3	18	78	9.8
31	MENSAH, Nathan	10	10	256	25.6	31	64	.484	1	2	.500	12	22	.545	17	55	72	7.2	22	0	10	19	22	12	75	7.5
00	JOHNSON, Keshad	10	10	216	21.6	29	53	.547	1	8	.125	14	22	.636	15	34	49	4.9	19	0	17	12	7	9	73	7.3
20	BAKER-MAZARA, Chad	9	0	116	12.9	17	46	.370	5	17	.294	15	17	.882	3	16	19	2.1	10	0	9	7	8	10	54	6.0
02	SEIKO, Adam	8	3	195	24.4	15	39	.385	11	29	.379	3	3	1.000	2	12	14	1.8	6	0	7	5	0	4	44	5.5
23	TOMAIC, Joshua	9	0	137	15.2	10	23	.435	5	13	.385	10	14	.714	10	10	20	2.2	10	0	5	7	7	2	35	3.9
10	DINWIDDIE JR., Keith	10	0	91	9.1	10	27	.370	6	19	.316	2	2	1.000	0	9	9	0.9	7	0	3	4	0	2	28	2.8
33	AROP, Aguek	6	0	82	13.7	6	15	.400	1	5	.200	6	11	.545	10	6	16	2.7	9	0	6	6	2	6	19	3.2
22	DIABATE, Tahirou	8	0	68	8.5	5	13	.385	0	1	.000	5	8	.625	4	14	18	2.3	15	0	0	0	7	0	15	1.9
21	BARNETT, Jared	5	0	13	2.6	2	3	.667	0	0	.000	0	0	.000	1	1	2	0.4	0	0	1	0	0	1	4	0.8
14	ALGER, Cade	5	0	12	2.4	1	6	.167	0	3	.000	0	0	.000	0	1	1	0.2	1	0	0	1	1	1	2	0.4
24	BROUGHTON, Tyler	4	0	6	1.5	0	0	.000	0	0	.000	0	0	.000	2	1	3	0.8	0	0	0	1	0	0	0	0.0
42	BROUGHTON, Triston	3	0	5	1.7	0	3	.000	0	0	.000	0	0	.000	0	0	0	0.0	2	0	1	0	0	0	0	0.0
TEAM														15	15	30	3.0	0					1			0
<b>SAN DIEGO STATE</b>		<b>10</b>				<b>243</b>	<b>552</b>	<b>.440</b>	<b>65</b>	<b>178</b>	<b>.365</b>	<b>132</b>	<b>182</b>	<b>.725</b>	<b>91</b>	<b>268</b>	<b>359</b>	<b>35.9</b>	<b>163</b>	<b>0</b>	<b>140</b>	<b>133</b>	<b>61</b>	<b>85</b>	<b>683</b>	<b>68.3</b>
<b>OPPONENTS</b>		<b>10</b>				<b>187</b>	<b>535</b>	<b>.350</b>	<b>55</b>	<b>202</b>	<b>.272</b>	<b>102</b>	<b>146</b>	<b>.699</b>	<b>88</b>	<b>223</b>	<b>311</b>	<b>31.1</b>	<b>174</b>	<b>3</b>	<b>93</b>	<b>159</b>	<b>28</b>	<b>64</b>	<b>531</b>	<b>53.1</b>

SCORE BY PERIODS:	1st	2nd	Total
SAN DIEGO STATE	348	335	- 683
OPPONENTS	260	271	- 531

## Away/Neutral: 3-5 (Away: 1-4, Neutral: 2-1)

No.	Player	GP	GS	Min	Avg	TOTAL			3-PTS			REBOUNDS			PF	FO	A	TO	Blk	Stl	Pts	Avg				
						FG	FGA	Pct	3FG	FGA	Pct	FT	FTA	Pct									Off	Def	Tot	Avg
03	BRADLEY, Matt	8	8	245	30.6	46	112	.411	9	34	.265	27	33	.818	8	29	37	4.6	20	0	17	19	3	9	128	16.0
31	MENSAH, Nathan	8	8	200	25.0	22	55	.400	0	1	.000	13	27	.481	22	35	57	7.1	22	0	3	10	19	7	57	7.1
04	PULLIAM, Trey	7	7	241	34.4	22	64	.344	4	17	.235	8	14	.571	1	19	20	2.9	19	0	24	18	1	10	56	8.0
00	JOHNSON, Keshad	8	8	183	22.9	17	39	.436	0	10	.000	13	23	.565	12	29	41	5.1	8	0	2	10	2	5	47	5.9
05	BUTLER, Lamont	5	4	129	25.8	17	41	.415	6	13	.462	1	3	.333	2	10	12	2.4	15	1	10	9	1	8	41	8.2
20	BAKER-MAZARA, Chad	8	0	78	9.8	14	32	.438	6	14	.429	4	6	.667	1	10	11	1.4	11	0	2	5	3	4	38	4.8
02	SEIKO, Adam	7	4	183	26.1	12	26	.462	9	21	.429	3	5	.600	1	18	19	2.7	7	0	7	6	0	5	36	5.1
33	AROP, Aguek	8	0	123	15.4	15	30	.500	1	2	.500	2	8	.250	16	21	37	4.6	16	0	2	7	1	11	33	4.1
10	DINWIDDIE JR., Keith	6	1	88	14.7	6	29	.207	4	18	.222	1	2	.500	0	6	6	1.0	8	0	4	3	0	2	17	2.8
24	DIABATE, Tahirou	6	0	48	8.0	7	20	.350	0	0	.000	1	2	.500	7	10	17	2.8	9	0	1	4	0	1	15	2.5
23	TOMAIC, Joshua	8	0	78	9.8	2	13	.154	1	7	.143	0	1	.000	1	6	7	0.9	8	0	2	5	2	1	5	0.6
21	BARNETT, Jared	2	0	3	1.5	0	1	.000	0	0	.000	0	0	.000	0	0	0	0.0	0	0	0	1	0	0	0	0.0
14	ALGER, Cade	1	0	1	1.0	0	0	.000	0	0	.000	0	0	.000	0	0	0	0.0	0	0	0	0	0	1	0	0.0
TEAM														20	13	33	4.1	0					4			0
<b>SAN DIEGO STATE</b>		<b>8</b>				<b>180</b>	<b>462</b>	<b>.390</b>	<b>40</b>	<b>137</b>	<b>.292</b>	<b>73</b>	<b>124</b>	<b>.589</b>	<b>91</b>	<b>206</b>	<b>297</b>	<b>37.1</b>	<b>143</b>	<b>1</b>	<b>74</b>	<b>101</b>	<b>32</b>	<b>64</b>	<b>473</b>	<b>59.1</b>
<b>OPPONENTS</b>		<b>8</b>				<b>179</b>	<b>451</b>	<b>.397</b>	<b>50</b>	<b>163</b>	<b>.307</b>	<b>85</b>	<b>132</b>	<b>.644</b>	<b>89</b>	<b>217</b>	<b>306</b>	<b>38.2</b>	<b>136</b>	<b>3</b>	<b>92</b>	<b>103</b>	<b>36</b>	<b>44</b>	<b>493</b>	<b>61.6</b>

SCORE BY PERIODS:	1st	2nd	Total
SAN DIEGO STATE	229	244	- 473
OPPONENTS	234	259	- 493

## WIN/LOSS STATISTICS

Wins: 12

No.	Player	GP	GS	Min	Avg	TOTAL			3-PTS			REBOUNDS			PF	FO	A	TO	Blk	Stl	Pts	Avg						
						FG	FGA	Pct	3FG	FGA	Pct	FT	FTA	Pct									Off	Def	Tot	Avg		
03	BRADLEY, Matt	12	12	374	31.2	74	160	.463	20	50	.400	45	56	.804	11	53	64	5.3	24	0	28	32	3	14	213	17.8		
04	PULLIAM, Trey	11	11	333	30.3	38	87	.437	10	21	.476	17	25	.680	1	30	31	2.8	28	0	48	25	3	13	103	9.4		
00	JOHNSON, Keshad	12	12	280	23.3	38	62	.613	1	9	.111	20	31	.645	16	45	61	5.1	23	0	17	13	8	11	97	8.1		
31	MENSAH, Nathan	12	12	304	25.3	32	82	.390	1	2	.500	19	33	.576	27	62	89	7.4	27	0	11	23	32	15	84	7.0		
05	BUTLER, Lamont	8	7	199	24.9	28	56	.500	10	20	.500	18	23	.783	2	21	23	2.9	20	0	21	19	2	19	84	10.5		
20	BAKER-MAZARA, Chad	12	0	148	12.3	23	55	.418	7	19	.368	15	17	.882	3	23	26	2.2	14	0	9	10	10	11	68	5.7		
02	SEIKO, Adam	10	5	248	24.8	21	43	.488	15	31	.484	5	6	.833	2	21	23	2.3	9	0	10	7	0	5	62	6.2		
23	TOMAIC, Joshua	11	0	158	14.4	11	25	.440	6	16	.375	10	14	.714	9	11	20	1.8	14	0	5	8	8	2	38	3.5		
10	DINWIDDIE JR., Keith	12	1	130	10.8	12	38	.316	7	23	.304	3	4	.750	0	11	11	0.9	11	0	5	5	0	2	34	2.8		
33	AROP, Aguek	8	0	108	13.5	13	30	.433	1	5	.200	7	15	.467	16	14	30	3.8	9	0	5	10	2	10	34	4.3		
22	DIABATE, Tahirou	9	0	78	8.7	8	23	.348	0	1	.000	5	8	.625	8	16	24	2.7	17	0	0	1	6	0	21	2.3		
21	BARNETT, Jared	7	0	16	2.3	2	4	.500	0	0	.000	0	0	.000	1	1	2	0.3	0	0	1	1	0	1	4	0.6		
14	ALGER, Cade	6	0	13	2.2	1	6	.167	0	3	.000	0	0	.000	0	1	1	0.2	1	0	0	1	1	2	2	0.3		
24	BROUGHTON, Tyler	4	0	6	1.5	0	0	.000	0	0	.000	0	0	.000	2	1	3	0.8	0	0	0	1	0	0	0	0.0		
42	BROUGHTON, Triston	3	0	5	1.7	0	3	.000	0	0	.000	0	0	.000	0	0	0	0.0	2	0	1	0	0	0	0	0.0		
TEAM														25	22	47	3.9	0					1					0
<b>SAN DIEGO STATE</b>		<b>12</b>				<b>301</b>	<b>674</b>	<b>.447</b>	<b>78</b>	<b>200</b>	<b>.390</b>	<b>164</b>	<b>232</b>	<b>.707</b>	<b>123</b>	<b>332</b>	<b>455</b>	<b>37.9</b>	<b>199</b>	<b>0</b>	<b>161</b>	<b>157</b>	<b>75</b>	<b>105</b>	<b>844</b>	<b>70.3</b>		
<b>OPPONENTS</b>		<b>12</b>				<b>231</b>	<b>663</b>	<b>.348</b>	<b>66</b>	<b>254</b>	<b>.260</b>	<b>125</b>	<b>183</b>	<b>.683</b>	<b>118</b>	<b>267</b>	<b>385</b>	<b>32.1</b>	<b>223</b>	<b>6</b>	<b>112</b>	<b>184</b>	<b>39</b>	<b>76</b>	<b>653</b>	<b>54.4</b>		

SCORE BY PERIODS:	1st	2nd	Total
SAN DIEGO STATE	426	418	- 844
OPPONENTS	327	326	- 653

Loses: 6

No.	Player	GP	GS	Min	Avg	TOTAL			3-PTS			REBOUNDS			PF	FO	A	TO	Blk	Stl	Pts	Avg						
						FG	FGA	Pct	3FG	FGA	Pct	FT	FTA	Pct									Off	Def	Tot	Avg		
03	BRADLEY, Matt	6	6	180	30.0	32	77	.416	7	25	.280	15	18	.833	5	22	27	4.5	16	0	14	14	2	5	86	14.3		
31	MENSAH, Nathan	6	6	152	25.3	21	37	.568	0	1	.000	6	16	.375	12	28	40	6.7	17	0	2	6	9	4	48	8.0		
04	PULLIAM, Trey	6	6	189	31.5	15	50	.300	2	14	.143	6	10	.600	1	17	18	3.0	15	0	11	15	0	7	38	6.3		
05	BUTLER, Lamont	5	4	143	28.6	15	47	.319	5	15	.333	0	1	.000	3	9	12	2.4	13	1	10	11	2	7	35	7.0		
20	BAKER-MAZARA, Chad	5	0	46	9.2	8	23	.348	4	12	.333	4	6	.667	1	3	4	0.8	7	0	2	2	1	3	24	4.8		
00	JOHNSON, Keshad	6	6	119	19.8	8	30	.267	0	9	.000	7	14	.500	11	18	29	4.8	4	0	2	9	1	3	23	3.8		
02	SEIKO, Adam	5	2	130	26.0	6	22	.273	5	19	.263	1	2	.500	1	9	10	2.0	4	0	4	4	0	4	18	3.6		
33	AROP, Aguek	6	0	97	16.2	8	15	.533	1	2	.500	1	4	.250	10	13	23	3.8	16	0	3	3	1	7	18	3.0		
10	DINWIDDIE Jr., Keith	4	0	49	12.3	4	18	.222	3	14	.214	0	0	.000	0	4	4	1.0	4	0	2	2	0	2	11	2.8		
24	DIABATE, Tahirou	5	0	38	7.6	4	10	.400	0	0	.000	1	2	.500	3	8	11	2.2	7	0	1	3	1	1	9	1.8		
23	TOMAIC, Joshua	6	0	57	9.5	1	11	.091	0	4	.000	0	1	.000	2	5	7	1.2	4	0	2	4	1	1	2	0.3		
TEAM														10	6	16	2.7	0					4					0
<b>SAN DIEGO STATE</b>		<b>6</b>				<b>122</b>	<b>340</b>	<b>.359</b>	<b>27</b>	<b>115</b>	<b>.235</b>	<b>41</b>	<b>74</b>	<b>.554</b>	<b>59</b>	<b>142</b>	<b>201</b>	<b>33.5</b>	<b>107</b>	<b>1</b>	<b>53</b>	<b>77</b>	<b>18</b>	<b>44</b>	<b>312</b>	<b>52.0</b>		
<b>OPPONENTS</b>		<b>6</b>				<b>135</b>	<b>323</b>	<b>.418</b>	<b>39</b>	<b>111</b>	<b>.351</b>	<b>62</b>	<b>95</b>	<b>.653</b>	<b>59</b>	<b>173</b>	<b>232</b>	<b>38.7</b>	<b>87</b>	<b>0</b>	<b>73</b>	<b>78</b>	<b>25</b>	<b>32</b>	<b>371</b>	<b>61.8</b>		

SCORE BY PERIODS:	1st	2nd	Total
SAN DIEGO STATE	133	122	- 255
OPPONENTS	144	169	- 313



## PAYCOM WOODEN LEGACY

Record: 1-1

No.	Player	GP	GS	Min	Avg	TOTAL			3-PTS			REBOUNDS			PF	FO	A	TO	Blk	Stl	Pts	Avg								
						FG	FGA	Pct	3FG	FGA	Pct	FT	FTA	Pct									Off	Def	Tot	Avg				
05	BUTLER, Lamont	2	2	55	27.5	10	20	.500	4	6	.667	1	2	.500	0	5	5	2.5	5	0	4	1	0	4	25	12.5				
03	BRADLEY, Matt	2	2	56	28.0	8	23	.348	1	9	.111	4	6	.667	0	11	11	5.5	6	0	5	5	1	0	21	10.5				
04	PULLIAM, Trey	2	2	69	34.5	7	19	.368	2	5	.400	2	6	.333	0	4	4	2.0	6	0	9	4	1	4	18	9.0				
33	AROP, Aguek	2	0	35	17.5	6	10	.600	1	1	1.000	0	3	.000	5	4	9	4.5	4	0	0	1	0	3	13	6.5				
31	MENSAH, Nathan	2	2	50	25.0	5	11	.455	0	0	.000	2	5	.400	3	10	13	6.5	4	0	0	2	7	2	12	6.0				
00	JOHNSON, Keshad	2	2	42	21.0	4	7	.571	0	1	.000	3	6	.500	1	6	7	3.5	3	0	1	1	0	0	11	5.5				
02	SEIKO, Adam	1	0	10	10.0	2	2	1.000	1	1	1.000	0	0	.000	0	2	2	2.0	1	0	0	0	0	1	5	5.0				
22	DIABATE, Tahirou	2	0	13	6.5	4	7	.571	0	0	.000	0	0	.000	2	2	4	2.0	3	0	0	2	0	0	8	4.0				
10	DINWIDDIE, Keith	2	0	38	19.0	1	8	.125	1	5	.200	0	0	.000	0	0	0	0.0	4	0	1	2	0	0	3	1.5				
23	TOMAIC, Joshua	2	0	18	9.0	0	6	.000	0	4	.000	0	0	.000	0	1	1	0.5	1	0	1	0	1	0	0	0.0				
21	BARNETT, Jared	1	0	1	1.0	0	1	.000	0	0	.000	0	0	.000	0	0	0	0.0	0	0	0	0	0	0	0	0.0				
14	ALGER, Cade	1	0	1	1.0	0	0	.000	0	0	.000	0	0	.000	0	0	0	0.0	0	0	0	0	0	1	0	0.0				
20	BAKER-MAZARA, Chad	2	0	12	6.0	0	2	.000	0	1	.000	0	0	.000	0	1	1	0.5	1	0	0	0	0	0	0	0.0				
TEAM														10	5	15	7.5	0							0			0		
SAN DIEGO STATE		2				47	116	.405	10	33	.303	12	28	.429	21	51	72	36.0	38	0	21	18	10	15	116	58.0				
OPPONENTS		2				44	114	.386	8	34	.235	18	36	.500	27	60	87	43.5	37	2	16	23	13	9	114	57.0				

SCORE BY PERIODS:	1st	2nd	Total
SAN DIEGO STATE	55	61	- 116
OPPONENTS	54	60	- 114

## JERRY COLANGELO CLASSIC

Record: 1-0 (Neutral: 1-0)

No.	Player	GP	GS	Min	Avg	TOTAL			3-PTS			REBOUNDS			PF	FO	A	TO	Blk	Stl	Pts	Avg								
						FG	FGA	Pct	3FG	FGA	Pct	FT	FTA	Pct									Off	Def	Tot	Avg				
04	PULLIAM, Trey	1	1	36	36.0	6	11	.545	1	1	1.000	2	2	1.000	0	1	1	1.0	3	0	6	4	0	1	15	15.0				
03	BRADLEY, Matt	1	1	36	36.0	5	14	.357	0	3	.000	4	4	1.000	1	1	2	2.0	1	0	2	3	0	2	14	14.0				
02	SEIKO, Adam	1	1	32	32.0	4	4	1.000	4	4	1.000	0	1	.000	0	2	2	2.0	2	0	1	1	0	0	12	12.0				
00	JOHNSON, Keshad	1	1	30	30.0	2	3	.667	0	0	.000	2	3	.667	0	2	2	2.0	0	0	0	1	0	2	6	6.0				
31	MENSAH, Nathan	1	1	29	29.0	2	10	.200	0	0	.000	1	2	.500	5	8	13	13.0	3	0	0	2	3	2	5	5.0				
23	TOMAIC, Joshua	1	0	8	8.0	1	1	1.000	1	1	1.000	0	0	.000	0	0	0	0.0	3	0	0	1	0	1	3	3.0				
33	AROP, Aguek	1	0	12	12.0	1	5	.200	0	0	.000	1	2	.500	3	2	5	5.0	1	0	1	2	0	2	3	3.0				
20	BAKER-MAZARA, Chad	1	0	8	8.0	1	2	.500	1	1	1.000	0	0	.000	0	1	1	1.0	2	0	0	0	0	0	3	3.0				
10	DINWIDDIE Jr., Keith	1	0	9	9.0	1	4	.250	0	0	.000	0	0	.000	0	2	2	2.0	1	0	0	0	0	0	2	2.0				
TEAM														2	5	7	7.0	0							0			0		
SAN DIEGO STATE		1				23	54	.426	7	10	.700	10	14	.714	11	24	35	35.0	16	0	10	14	3	10	63	63.0				
OPPONENTS		1				19	52	.365	5	20	.250	10	14	.714	10	23	33	33.0	17	0	6	14	3	7	53	53.0				

SCORE BY PERIODS:	1st	2nd	Total
SAN DIEGO STATE	26	37	- 63
OPPONENTS	25	28	- 53

## TEAM GAME-BY-GAME

Opponent	Site/Date	FG-FGA	Pct	3P-3PA	Pct	FT-FTA	Pct	Off-Def	Tot	PF	AT	TO	ST	BS	1st-2nd	Pts
at SDSU	H	23-49	.469	2-11	.182	18-29	.621	7-27	34	14	7	12	8	4	40-26	66
UC Riverside	11/25	20-51	.392	6-22	.273	7-9	.778	3-23	26	21	12	15	0	6	30-23	53
(rv/--) SDSU	A	26-61	.393	3-22	.136	9-19	.474	13-25	38	23	9	11	6	1	30-30	60
at (rv/--) Brigham Young	11/12	22-57	.386	4-18	.222	18-23	.783	13-29	42	18	12	11	1	4	32-34	66
at SDSU	H	20-51	.392	6-21	.286	19-28	.679	10-27	37	17	11	11	8	3	28-37	65
Arizona State	11/18	22-59	.373	6-28	.214	13-18	.722	9-22	31	20	13	11	8	4	30-33	63
at SDSU	H	16-46	.348	6-15	.400	30-34	.882	11-23	34	18	13	17	4	5	31-37	68
UT Arlington	11/20	25-65	.385	5-14	.357	7-13	.538	17-17	34	26	10	13	6	5	28-34	62
SDSU	N	29-60	.483	7-16	.438	8-17	.471	11-28	39	17	14	12	10	7	40-33	73
vs. Georgetown	11/25	20-57	.351	4-20	.200	11-18	.667	12-26	38	21	6	15	5	6	32-24	56
SDSU	N	18-56	.321	3-17	.176	4-11	.364	10-23	33	21	7	6	5	3	15-28	43
vs. (24/25) Southern California	11/26	24-57	.421	4-14	.286	6-18	.333	15-34	49	16	10	8	4	7	22-36	58
at SDSU	H	26-60	.443	7-21	.333	13-16	.831	8-30	38	22	15	14	13	8	35-37	72
Long Beach State	11/30	18-55	.327	0-11	.000	11-22	.500	11-25	36	15	6	19	4	2	21-26	47
SDSU	A	22-56	.393	6-23	.261	8-12	.667	9-24	33	13	6	16	6	4	34-24	58
at (24/24) Michigan	12/4	28-60	.467	11-20	.550	5-11	.455	10-26	36	14	13	13	9	3	36-36	72
at SDSU	H	24-53	.453	8-18	.444	10-14	.714	9-24	33	12	15	16	11	5	32-34	66
Cal State Fullerton	12/8	21-54	.389	7-22	.318	7-10	.700	10-19	29	19	10	16	8	0	22-34	56
SDSU	N	23-54	.426	7-10	.700	10-14	.714	11-24	35	16	10	14	10	3	26-37	63
vs. (--/rv) Saint Mary's	12/17	19-52	.365	2-50	.250	10-14	.714	10-23	33	17	6	14	3	3	25-28	53
at SDSU	H	33-61	.541	9-19	.474	3-7	.429	8-25	33	8	23	9	8	6	45-33	78
UC San Diego	12/22	20-51	.392	9-22	.409	8-9	.889	7-22	29	11	13	18	3	1	30-27	57
SDSU	A	22-65	.338	3-15	.200	15-24	.625	19-36	55	18	6	10	7	7	35-27	62
at UNLV	1/1	19-64	.297	7-28	.250	10-16	.625	14-28	42	21	12	12	4	7	32-23	55
at SDSU	H	28-58	.483	8-17	.471	15-20	.750	14-24	38	24	14	15	11	8	36-43	79
(20/19) Colorado State	1/8	12-43	.279	3-20	.150	22-26	.846	7-14	21	19	5	17	9	5	32-17	49
at (rv/rv) SDSU	H	16-57	.281	4-19	.211	1-5	.200	9-24	33	15	9	12	3	7	23-14	37
(--/rv) Boise State	1/22	14-45	.311	5-16	.313	9-11	.818	6-33	39	10	5	16	4	5	22-20	42
at SDSU	H	31-59	.525	6-17	.353	12-15	.800	9-34	43	18	14	15	7	7	42-38	80
UNLV	1/24	19-60	.317	7-25	.280	10-18	.556	12-21	33	17	11	15	3	9	23-32	55
SDSU	A	23-47	.489	5-15	.333	6-10	.600	0-21	21	17	14	15	11	5	31-26	57
at Utah State	1/26	27-55	.491	10-24	.417	11-14	.786	9-26	35	14	20	15	9	1	32-43	75
at SDSU	H	26-58	.448	9-20	.450	11-14	.786	6-30	36	15	19	12	8	12	36-36	72
New Mexico	1/31	16-52	.308	7-22	.318	8-10	.800	6-27	33	16	8	19	3	7	22-25	47
SDSU	A	19-63	.302	6-19	.316	13-17	.765	18-25	43	18	8	17	9	2	18-39	57
at (rv/rv) Colorado State	1/14	20-49	.408	5-19	.263	13-18	.722	6-25	31	16	13	15	5	5	23-35	58

# INDIVIDUAL GAME-BY-GAME (POINTS/REBOUNDS/ASSISTS)

Opponent	0 Keshad Johnson	2 Adam Seiko	3 Matt Bradley	4 Trey Pulliam	5 Lamont Butler	10 Keith Dinwiddie	14 Cade Alger	20 Chad Baker-Mazara	21 Jared Barnett	22 Tahirou Diabate	23 Joshua Tomaić	24 Tyler Broughton	31 Nathan Mensah	33 Aguek Arop	42 Triston Broughton
UC RIVERSIDE	4/2/0	0/4/1	23/2/1	15/4/1	5/1/1	0/0/0	CD	6/6/0	CD	1/2/0	4/1/1	CD	8/10/2	CD	CD
at (rv/-) Brigham Young	3/6/0	5/3/1	8/3/2	12/3/4	4/1/0	3/0/1	CD	2/1/0	CD	1/3/0	0/3/0	DNT	18/8/0	4/3/1	DNT
ARIZONA STATE	10/3/2	6/1/0	12/8/1	4/6/4	14/3/3	2/0/0	CD	4/2/0	CD	0/0/0	3/1/0	CD	10/9/1	0/2/0	CD
UT ARLINGTON	8/7/3	2/1/0	15/6/3	11/1/2	9/4/3	3/2/0	CD	2/0/1	CD	CD	9/4/0	CD	9/4/1	CD	CD
vs. Georgetown#	8/4/0	5/2/0	18/7/3	7/1/8	16/2/3	3/0/0	0/0/0	0/1/0	0/0/0	8/3/0	0/1/0	DNT	4/6/0	4/3/0	DNT
vs. (24/25) Southern California#	3/3/1	INJ	3/4/2	11/3/1	9/3/1	0/0/1	CD	0/0/0	CD	0/1/0	0/0/1	DNT	8/7/0	9/6/0	DNT
LONG BEACH STATE	8/3/1	INJ	12/7/2	16/1/5	11/1/3	12/2/1	0/0/0	7/2/1	0/0/0	3/4/0	0/1/0	0/1/0	0/11/2	3/1/0	0/0/0
at (24/24) Michigan	5/7/0	3/2/1	22/4/2	7/5/2	INJ	8/2/0	CD	7/1/0	CD	INJ	2/2/1	DNT	4/5/0	0/4/0	DNT
CAL STATE FULLERTON	2/2/3	11/3/1	22/2/3	15/7/3	INJ	0/1/0	CD	5/3/2	CD	INJ	5/4/1	CD	6/9/2	INJ	CD
vs. (-/rv) Saint Mary's^	6/2/0	12/2/1	14/2/2	15/1/6	INJ	2/2/0	CD	3/1/0	DNT	CD	3/0/0	DNT	5/13/0	3/5/1	DNT
UC SAN DIEGO	13/7/4	11/1/2	13/5/6	4/2/7	INJ	5/1/1	0/0/0	6/0/2	0/0/0	2/1/0	2/3/1	0/1/0	19/9/0	3/0/0	CD
SAN DIEGO CHRISTIAN	Canceled - due to COVID-19-related concerns within the San Diego Christian men's basketball program														
at UNLV*	10/11/0	4/7/3	17/7/0	INJ	INJ	1/2/2	CD	11/5/0	0/0/0	0/4/0	0/0/0	CD	10/7/1	9/8/0	CD
(20/19) COLORADO STATE*	10/3/1	INJ	26/7/0	2/2/4	11/6/3	6/0/1	0/1/0	14/2/2	0/1/0	0/2/0	INJ	INJ	0/3/0	10/8/3	INJ
at New Mexico*	Postponed - due to COVID-19-related concerns within the San Diego State men's basketball program														
BOISE STATE*	0/5/0	3/2/1	7/6/2	4/0/1	10/2/3	0/2/0	CD	INJ	CD	2/1/0	0/1/0	CD	10/9/0	1/2/2	CD
UNLV*	4/7/1	4/2/1	27/6/4	11/2/2	9/0/1	0/1/0	2/0/0	2/2/1	2/1/0	2/5/0	7/3/1	0/1/0	8/5/1	2/3/1	0/0/1
at Utah State*	7/2/0	6/1/0	19/6/6	0/3/0	4/1/5	CD	CD	15/0/2	CD	2/2/1	0/0/0	DNT	4/4/0	0/0/0	DNT
NEW MEXICO*	14/10/2	7/0/1	14/5/3	3/4/6	9/6/4	0/0/0	0/0/0	8/2/0	2/0/1	5/3/0	5/2/1	0/0/0	5/3/1	INJ	0/0/0
at Colorado State*	5/6/1	1/2/1	27/4/0	4/4/3	8/5/1	CD	CD	0/2/0	CD	4/4/0	0/1/0	DNT	4/7/2	4/8/0	DNT
at San Jose State*															
AIR FORCE*															
UTAH STATE*															
at Fresno State*															
at Boise State*															
SAN JOSE STATE*															
at Wyoming*															
FRESNO STATE*															
at Nevada*															

Red indicates players started. CD – Did Not Play-Coach's Decision. DND - Did Not Dress. DNT - Did Not Travel. INJ – Did Not Play-Injured. SUSP - Suspension. Caps denotes home game. # - Anaheim Arena (Anaheim, Calif.). ^ - Footprint Center, (Phoenix, Ariz.). \* - Mountain West Game. ^ - Mountain West Men's Basketball Championship (Thomas & Mack Center; Las Vegas, Nevada).

## STARTING LINEUPS

F	F	G	G	G	W-L	Record As SDSU Starter	Season	Career*
Johnson	Mensah	Seiko	Bradley	Pulliam	4-2	Matt Bradley	12-6	12-6
Johnson	Mensah	Butler	Bradley	Pulliam	7-4	Lamont Butler	7-4	9-4
Johnson	Mensah	Seiko	Bradley	Dinwiddie Jr.	1-0	Keith Dinwiddie Jr.	1-0	1-0
						Keshad Johnson	12-6	12-6
						Nathan Mensah	12-5	63-17
						Trey Pulliam	11-6	34-11
						Adam Seiko	5-2	9-5

\* - Aztec career

# INDIVIDUAL SUPERLATIVES

Category	San Diego State	Opponent
<b>Points Scored</b>	27, Matt Bradley at CSU (2-4-22), vs. UNLV (2-24-22)	23, Bryce Hamilton, vs. UNLV (2-24-22), Hunter Dickinson, Michigan (12-4-21)
<b>Field Goals</b>	10, Matt Bradley vs. UNLV (2-24-22), vs. Colorado State (1-8-22)	10, Hunter Dickinson, Michigan (12-4-21)
<b>Field Goals Attempted</b>	18, Matt Bradley at CSU (2-4-22), at UNLV (1-1-22), vs. CSUF (12-8-21)	19, Bryce Hamilton, UNLV (1-1-22); Isaiah Mabley, USC (11-26-21)
<b>Highest FG Percentage (min. 5 made)</b>	.909 (10-11), Matt Bradley vs. UNLV (2-24-22)	.700 (7-10), Kimani Lawrence, Arizona State (11-18-21)
<b>Highest FG Percentage (min. 10 made)</b>	.909 (10-11), Matt Bradley vs. UNLV (2-24-22)	.625 (10-16), Hunter Dickinson, Michigan (12-4-21)
<b>3-Point Field Goals Made</b>	4 - three times; last: Matt Bradley at Colorado State (2-4-22)	6, Jake Kosakowski, UC San Diego (12-22-21)
<b>3-Point Field Goals Attempted</b>	7 - three times; last: Matt Bradley at Colorado State (2-4-22)	12, Marreon Jackson, Arizona State (11-18-21)
<b>3-Point Field Goal Percentage (min. 4 made)</b>	100.0 (4-4), Adam Seiko vs. Saint Mary's (12-17-21)	.800 (4-5) Caleb Houston, Michigan (12-4-21)
<b>3-Point Field Goal Percentage (min. 5 made)</b>		.667 (6-9) Jake Kosakowski, UC San Diego (12-22-21)
<b>Free Throws</b>	9, Matt Bradley at Colorado State (2-4-22)	8 - three times; last: Tyson Degenhart vs. Boise State (1-22-22)
<b>Free Throws Attempted</b>	12, Nathan Mensah at Brigham Young (11-12-21)	10, David Roddy, Colorado State (1-8-22)
<b>Free Throw Percentage (min. 7 made)</b>	100.0 (7-7), Matt Bradley vs. UT Arlington (11-20-21)	100.0 (8-8); three times; last: Tyson Degenhart vs. Boise State (1-22-22)
<b>Free Throw Percentage (min. 10 made)</b>		
<b>Offensive Rebounds</b>	5 - four times; last: Aguek Arop vs. Colorado State (1-8-22)	5 - three times; last: Montez Young Jr., UT Arlington (11-20-21)
<b>Defensive Rebounds</b>	9 - two times; last: Nahan Mensah vs. Long Beach State (11-30-21)	12, Justin Bean, Utah State (1-26-22)
<b>Total Rebounds</b>	13, Nathan Mensah vs. Saint Mary's (12-17-21)	13, Justin Bean, Utah State (1-26-22)
<b>Assists</b>	8, Trey Pulliam vs. Georgetown (11-25-21)	7, Marreon Jackson, Arizona State (11-18-21)
<b>Blocked Shots</b>	4, Nathan Mensah vs. UNM (1-31-22), at UNLV (1-1-22), vs. G'town (11-25-21)	4, Kaadirichi Alobundu-Ehiogu, UT Arlington (11-20-21)
<b>Steals</b>	5, Nathan Mensah vs. New Mexico (1-31-22)	4, Augustas Marculionis, Saint Mary's (12-17-21)
<b>Minutes Played</b>	38:06, Adam Seiko at UNLV (1-1-22)	39:07, Hunter Dickinson, Michigan (12-4-21)

# TEAM SUPERLATIVES

SDSU High	SDSU Low	Category	Opponent High	Opponent Low
80, vs. UNLV (2-24-22)	37, Boise State (1-22-22)	<b>Points Scored</b>	75, at Utah State (1-26-22)	42, Boise State (1-22-22)
33, UC San Diego (12-22-21)	16, Boise State (1-22-22); UT Arlington (11-20-21)	<b>Field Goals</b>	28, at Michigan (12-4-21)	12, Colorado State (1-8-22)
65, at UNLV (1-1-22)	46, UT Arlington (11-20-21)	<b>Field Goals Attempted</b>	65, UT Arlington (11-20-21)	43, Colorado State (1-8-22)
.541, UC San Diego (12-22-21)	.281, Boise State (1-22-22)	<b>FG Percentage</b>	.491, at Utah State (1-26-22)	.279, Colorado State (1-8-22)
9 - two times; last: New Mexico (1-31-22)	2, UC Riverside (11-9-21)	<b>3-Point Field Goals Made</b>	11, at Michigan (12-4-21)	0, Long Beach State (11-30-21)
23, Michigan (12-4-21)	10, vs. Saint Mary's (12-17-21)	<b>3-Point Field Goals Attempted</b>	28, two times; last: at UNLV (1-1-22)	11, Long Beach State (11-30-21)
.700, vs. Saint Mary's (12-17-21)	.136, at Brigham Young (11-12-21)	<b>3-Point Field Goal Percentage</b>	.550, at Michigan (12-4-21)	.000, Long Beach State (11-30-21)
30, UT Arlington (11-20-21)	1, Boise State (1-22-22)	<b>Free Throws Made</b>	22, Colorado State (1-8-22)	5, at Michigan (12-4-21)
34, UT Arlington (11-20-21)	5, Boise State (1-22-22)	<b>Free Throws Attempted</b>	20, Colorado State (1-8-22)	9 - two times; last: UC San Diego (12-22-21)
.882, UT Arlington (11-20-21)	.200, Boise State (1-22-22)	<b>Free Throw Percentage</b>	.889, UC San Diego (12-22-21)	.333, vs. Southern California (11-26-21)
19, at UNLV (1-1-22)	0, at Utah State (1-26-22)	<b>Offensive Rebounds</b>	17, UT Arlington (11-20-21)	3, UC Riverside (11-9-21)
36, at UNLV (1-1-22)	21, at Utah State (1-26-22)	<b>Defensive Rebounds</b>	34, vs. Southern California (11-26-21)	14, Colorado State (1-8-22)
55, at UNLV (1-1-22)	21, at Utah State (1-26-22)	<b>Total Rebounds</b>	49, vs. Southern California (11-26-21)	21, UNLV (2-24-22); Colorado State (1-8-22)
24, Colorado State (1-8-22)	8, UC San Diego (12-22-21)	<b>Fouls</b>	26, UT Arlington (11-20-21)	10, Boise State (1-22-22)
1, Brigham Young (11-12-21)	0 - 17 times; last: at Colorado State (2-4-22)	<b>Fouled Out</b>	2 - two times; last: Georgetown (11-25-21)	0 - 13 times; last: at Colorado State (2-4-22)
23, UC San Diego (12-22-21)	6 - 2 times; last: at UNLV (1-1-22)	<b>Assists</b>	20, at Utah State (1-26-22)	5, Boise State (1-22-22); Colorado State (1-8-22)
17 - two times; last: at Colorado State (2-4-22)	6, vs. Southern California (11-26-21)	<b>Turnovers</b>	19 - two times; last: New Mexico (1-31-22)	8, at Southern California (11-26-21)
8 - four times; last: New Mexico (1-31-22)	1, at Brigham Young (11-12-21)	<b>Blocked Shots</b>	7 - two times; last: at UNLV (1-1-22)	0, two times; last: CSUF (12-8-21)
13, Long Beach State (11-30-21)	4 - two times; last: UT Arlington (11-20-21)	<b>Steals</b>	9 - three times; last: at Utah State (1-26-22)	1, at Brigham Young (11-12-21)
45 (1st), UC San Diego (12-22-21)	14 (2nd), Boise State (1-22-22)	<b>Points/Half</b>	43 (2nd), at Utah State (1-26-22)	17 (2nd), Colorado State (1-8-22)
.621 (1st), vs. UNLV (2-24-22)	.214 (1st), at Colorado State (2-4-22)	<b>FG Percentage/Half</b>	.519 (2nd), vs. Southern California (11-26-21)	.238 (2nd), Colorado State (1-8-22)
5, Colorado State (1-8-22)	1 - three times; last, at Colorado State (2-4-22)	<b>Double-Figure Scorers</b>	4, at Utah State (1-26-22)	0, Long Beach State (11-30-21)
+17, Colorado State (1-8-22)	-16, vs. Southern California (11-26-21)	<b>Rebound Margin</b>	+16, vs. Southern California (11-26-21)	-17, Colorado State (1-8-22)
+19, vs. UNLV (2-24-22)	-7, vs. Southern California (11-26-21)	<b>Halftime Scoring Margin</b>	+7, vs. Southern California (11-26-21)	-19, vs. UNLV (2-24-22)

# BIGGEST LEADS/TIME IN LEAD/SPECIALTY STATISTICS

Date	Opponent	SDSU Result	SDSU Big Opp Big			LC	SDSU in			Opp in		Point		Off TOs		2nd Ch.		Bench	
			Lead	Lead	Ties		Lead	Lead	Tied	SD	Opp	SD	Opp	SD	Opp	SD	Opp		
Nov. 9	UC RIVERSIDE	W 66-53	13	5	5	6	! 30:29	5:49	3:42	24	22	17	11	12	5	16	11		
Nov. 12	at Brigham Young	L 60-66	3	6	10	5	4:02	27:28	8:30	28	32	8	13	10	17	14	19		
Nov. 18	ARIZONA STATE	W 65-63	7	9	6	10	23:48	13:06	3:06	28	24	17	8	7	16	15	9		
Nov. 20	UT ARLINGTON	W 68-62	10	5	4	2	! 31:10	6:41	2:09	16	28	14	20	11	13	16	25		
Nov. 25	vs. Georgetown#	W 73-56	18	4	6	4	! 29:03	5:17	5:40	32	22	18	8	14	10	20	5		
Nov. 26	vs. Southern California#	L 43-58	6	17	1	3	11:28	27:58	0:34	26	32	6	6	7	18	9	4		
Nov. 30	LONG BEACH STATE	W 72-47	28	1	4	6	! 36:08	2:50	1:02	24	32	11	11	10	10	25	20		
Dec. 4	at Michigan (D)	L 58-72	3	21	3	7	5:12	31:03	3:45	22	30	10	15	7	12	17	16		
Dec. 8	CAL STATE FULLERTON	W 66-56	14	0	3	0	! 38:30	0:00	1:30	22	20	21	9	5	6	10	18		
Dec. 17	vs. Saint Mary's@	W 63-53	11	5	8	5	! 27:12	6:42	6:06	30	28	7	14	12	11	11	16		
Dec. 22	UC SAN DIEGO	W 78-57	27	0	0	0	! 39:40	0:00	0:20	36	22	21	11	7	2	18	21		
Jan. 1	at UNLV* (D)	W 62-55	10	7	3	5	23:05	15:23	1:32	30	16	10	5	16	5	20	9		
Jan. 8	COLORADO STATE* (D)	W 79-49	30	3	6	6	! 30:24	3:42	5:54	34	14	22	9	15	8	30	11		
Jan. 22	BOISE STATE	L 37-42	2	11	4	4	4:26	31:16	4:18	20	16	17	11	6	5	6	3		
Jan. 24	UNLV*	W 80-55	28	0	0	0	! 39:15	0:00	0:45	48	20	18	10	11	5	21	17		
Jan. 26	at Utah State	L 57-75	1	18	1	4	0:55	38:27	0:38	26	32	12	16	0	9	23	16		
Jan. 31	New Mexico	W 72-47	28	0	0	1	! 39:25	0:00	0:35	30	16	17	6	4	7	27	26		
Feb. 4	at Colorado State	L 57-58	1	20	2	2	0:05	35:23	4:32	22	24	18	10	12	6	9	14		

Caps denotes home game. ! - Game in which San Diego State never trailed in the second half. D - Game what was played during the day. # - Paycom Wooden Legacy. @ - Footprint Center (Phoenix, Ariz.). \* - Mountain West Game. ` - Mountain West Men's Basketball Championship (Thomas & Mack Center; Las Vegas, Nevada).

# LARGEST SAN DIEGO STATE RUNS (12 runs of at least 10-0)

Date	Opponent	Run	H Time Elapsed	SDSU First Score	Opponent Score	SDSU FGM-A	SDSU 3FG-A	SDSU FTM-A	Opp. FGM-A	Opp. 3FG-A	Opp. FTM-A	San Diego State Points By:
Nov. 18	ARIZONA STATE	12-0	2nd	3:43	16:32	12:49	4-5	2-2	2-4	0-4	0-1	0-0 Butler 6, Seiko 3, Mensah 2, Pulliam 1
Nov. 25	vs. Georgetown#	10-0	2nd	1:45	16:43	14:58	4-6	2-2	0-0	0-1	0-0	0-0 Butler 8, Arop 2
Nov. 30	LONG BEACH STATE	11-0	1st	6:48	13:28	6:40	4-11	1-4	2-2	0-7	0-2	0-0 Pulliam 4, Butler 3, Dinwiddie Jr. 2, Baker-Mazara 2
Dec. 17	vs. Saint Mary's@	11-0	1st	5:12	13:50	8:38	5-11	1-1	0-0	0-5	0-3	0-2 Tomaic, 3, Arop 2, Dinwiddie Jr. 2, Mensah 2, Pulliam 2
Dec. 22	UC SAN DIEGO	10-0	1st	3:02	4:07	1:05	4-6	1-1	1-1	0-2	0-1	0-0 Bradley 3, Mensah 3, Johnson 2, Tomaic 2
Dec. 22	UC SAN DIEGO	14-0	2nd	7:53	11:36	3:43	5-12	2-5	2-4	0-6	0-0	0-0 Bradley 5, Pulliam 4, Arop 3, Mensah 2
Jan. 8	COLORADO STATE* (D)	10-0	2nd	4:57	18:02	13:05	4-4	2-2	0-0	0-4	0-4	0-0 Bradley 8, Butler 2
Jan. 8	COLORADO STATE* (D)	14-0	2nd	4:16	4:16	N/A	5-7	2-2	2-2	0-4	0-3	0-0 Baker-Mazara 7, Dinwiddie 3, Bradley 2, Johnson 2
Jan. 22	BOISE STATE*	13-0	2nd	8:44	9:48	1:04	6-11	1-3	0-2	0-6	0-2	0-1 Butler 5, Bradley 4, Mensah 4
Jan. 24	UNLV*	11-0	1st	2:16	10:05	7:49	6-8	1-2	0-0	0-3	0-1	0-0 Bradley 5, Butler 4, Mensah 2, Johnson 2
Jan. 31	NEW MEXICO*	11-0	1st	5:02	7:20	2:18	5-6	1-2	0-0	0-4	0-2	0-0 Bradley 7, Johnson 4
Feb. 5	at Colorado State	13-0	2nd	1:57	2:06	0:09	4-4	1-1	4-4	0-4	0-0	0-0 Bradley 5, Butler 5, Johnson 3

Caps denotes home game. D - Game what was played during the day. # - Paycom Wooden Legacy. @ - Footprint Center (Phoenix, Ariz.). \* - Mountain West Game. ` - Mountain West Men's Basketball Championship (Thomas & Mack Center; Las Vegas, Nevada).

# LARGEST LEADS/DEFICITS

LEADS AND DEFICITS	SEASON	MOUNTAIN WEST GAME
SDSU Biggest Halftime Lead	19, vs. UNLV (1-25-22)	19, vs. UNLV (1-25-22)
SDSU Biggest Halftime Lead Lost	1, at Colorado State (2-4-22), vs. Boise State (1-22-22)	1, at Colorado State (2-4-22), vs. Boise State (1-22-22)
SDSU Biggest Halftime Lead Lost in a Loss	1, at Colorado State (2-4-22), vs. Boise State (1-22-22)	1, at Colorado State (2-4-22), vs. Boise State (1-22-22)
SDSU Biggest Halftime Deficit	7, vs. Southern California (11-26-21)	5, at Colorado State (2-4-22)
SDSU Biggest Halftime Deficit Overcome	5, at Colorado State (2-4-22)	5, at Colorado State (2-4-22)
SDSU Biggest Halftime Deficit Overcome for Victory	2, vs. Arizona State (11-18-21)	none
SDSU Biggest Lead	30, vs. Colorado State (1-8-22)	30, vs. Colorado State (1-8-22)
SDSU Biggest Lead Lost	7, vs. Arizona State (11-18-21)	2, vs. Boise State (1-22-22)
SDSU Biggest Lead Lost in a Loss	6, vs. Southern California (11-26-21)	2, vs. Boise State (1-22-22)
SDSU Biggest Deficit	21, at Michigan (12-4-21)	20, at Colorado State (2-4-22)
SDSU Biggest Deficit Overcome	11, vs. Boise State (1-22-22)	20, at Colorado State (2-4-22)
SDSU Biggest Deficit Overcome in a Victory	9, vs. Arizona State (11-18-21)	7 at UNLV (1-1-22)

# MISCELLANEOUS STATISTICS

SEASON	SDSU Team Leader			Games With				Double-Doubles		
	Points	Rebounds	Assists	10+ Pts	20+Pts	30+Pts	10+Rebs	10+Ast	Point/Reb.	Point/Ast.
Cade Alger										
Aguek Arop		2								
Chad Baker-Mazara				3						
Jared Barnett										
Matt Bradley	11	2	6	15	6					
Triston Broughton										
Tyler Broughton										
Lamont Butler	2		1	5						
Tahirou Diabate										
Keith Dinwiddie Jr.				1						
Demarshay Johnson Jr.										
Keshad Johnson	1	5	2	5			2		2	
Jaedon LeDee										
Nathan Mensah	3	9	1	5			3			
Trey Pulliam	3		11	8						
Adam Seiko			1	3						
Joshua Tomaić										
Max Wilson										

CAREER	SDSU Team Leader			Games With				Double-Doubles		
	Points	Rebounds	Assists	10+ Pts	20+Pts	30+Pts	10+Rebs	10+Ast	Point/Reb.	Point/Ast.
Cade Alger										
Aguek Arop		4	3	4						
Chad Baker-Mazara				8	2					
Jared Barnett										
Matt Bradley	11	2	6	86	29		3		3	
Triston Broughton										
Tyler Broughton										
Lamont Butler	2		2	10						
Tahirou Diabate				26	1		5		3	
Keith Dinwiddie Jr.				2						
Demarshay Johnson Jr.										
Keshad Johnson	1	5	2	7			2		2	
Jaedon LeDee										
Nathan Mensah	4	28	1	25			12		5	
Trey Pulliam	3	1	31	16						
Adam Seiko			1	6						
Joshua Tomaić			1	3						
Max Wilson										

# SEASON BESTS

DUNKS	Season	Gm. High
Keshad Johnson	18	4
Nathan Mensah	12	2
Chad Baker-Mazara	7	2
Lamont Butler	5	2
Tahirou Diabate	4	3
Aguek Arop	3	2
Matt Bradley	1	1
<b>TOTAL</b>	<b>50</b>	<b>5</b>

TOP SCORING PERFORMANCES	
Matt Bradley at Colorado State* (2-4-22)	27
Matt Bradley vs. UNLV* (1-24-22)	27
Matt Bradley vs. Colorado State* (1-8-22)	26
Matt Bradley vs. UC Riverside (11-9-21)	23
Matt Bradley vs. Cal State Fullerton (12-8-21)	22
Matt Bradley at Michigan (12-4-21)	22
Matt Bradley at Utah State (1-26-22)	19
Nathan Mensah vs. UC San Diego (12-22-21)	19
Matt Bradley vs. Georgetown (22-25-21)	18
Nathan Mensah at Brigham Young (11-12-21)	18
Matt Bradley at UNLV* (1-1-22)	17
Trey Pulliam vs. Long Beach State (11-30-21)	16
Lamont Butler vs. Georgetown (11-25-21)	16

TOP REBOUNDING PERFORMANCES	
Nathan Mensah vs. Saint Mary's (12-17-21)	13

Keshad Johnson at UNLV* (1-1-22)	11
Nathan Mensah vs. Long Beach State (11-30-21)	11
Keshad Johnson vs. New Mexico* (1-31-22)	10
Nathan Mensah vs. UC Riverside (11-9-21)	10
Nathan Mensah vs. Boise State* (1-22-22)	9
Nathan Mensah vs. UC San Diego (12-22-21)	9
Nathan Mensah vs. Cal State Fullerton (12-8-21)	9
Nathan Mensah vs. Arizona State (11-18-21)	9

TOP ASSISTS PERFORMANCES	
Trey Pulliam vs. Georgetown (11-25-21)	8
Trey Pulliam vs. UC San Diego (12-22-21)	7
Trey Pulliam vs. New Mexico* (1-31-22)	6
Matt Bradley at Utah State (1-26-22)	6
Matt Bradley vs. UC San Diego (12-22-21)	6
Trey Pulliam vs. Saint Mary's (12-17-21)	6

TOP 3-POINT FG PERFORMANCES	
Matt Bradley at Colorado State* (2-4-22)	4
Matt Bradley vs. Colorado State* (1-8-22)	4
Adam Seiko vs. Saint Mary's (12-17-21)	4
Matt Bradley vs. UNLV* (1-24-22)	3
Matt Bradley vs. UC San Diego (12-22-21)	3
Adam Seiko vs. UC San Diego (12-22-21)	3
Adam Seiko vs. Cal State Fullerton (12-8-21)	3
Lamont Butler vs. Georgetown (11-25-21)	3

TOP STEALS PERFORMANCES	
Nathan Mensah vs. New Mexico* (1-31-22)	5
Lamont Butler vs. Colorado State* (1-8-22)	4
Aguek Arop at UNLV* (1-1-22)	4
Trey Pulliam vs. Cal State Fullerton (12-8-21)	4
Keshad Johnson at Colorado State* (2-4-22)	3
Aguek Arop vs. Boise State* (1-22-22)	3
Lamont Butler vs. Long Beach State (11-30-21)	3
Trey Pulliam vs. Georgetown (11-25-21)	3
Lamont Butler vs. Georgetown (11-25-21)	3
Lamont Butler vs. UT Arlington (11-20-21)	3

GAMES MISSED	
Lamont Butler	5
Tahirou Diabate	2
Adam Seiko	3
Aguek Arop	2
Chad Baker-Mazara	1
Jared Barnett	1
Trey Pulliam	1
Joshua Tomaić	1
<b>TOTAL</b>	<b>16</b>

\* - conference game. ^ - conference tournament game. red - career high

## SEASON/CAREER HIGHS

## #0 • KESHAD JOHNSON

	Season	Career
Points	14 vs. New Mexico*, 1-31-22	15 vs. Wyoming*, 1-30-21
Rebounds	11 at UNLV*, 1-1-22	13 vs. San Jose State*, 2-8-21
Assists	4 vs. UC San Diego, 12-22-21	4 vs. UC San Diego, 12-22-21
Steals	3 at Colorado State*, 2-4-22	3 - 2x; last: at Colorado State*, 2-4-22
Blocked Shots	1 - 6x; last: vs. Colorado St.*, 1-8-22	2 vs. Saint Mary's, 12-22-20
Minutes	30:24 vs. Saint Mary's, 12-17-21	30:24 vs. Saint Mary's, 12-17-21
10+ Scoring Games	5 times (5-0)	7 times (7-0)
10+ Rebounding Games	2 times (2-0)	4 times (4-0)
Double-Doubles	2 times (2-0)	2 times (2-0)

## #2 • ADAM SEIKO

	Season	Career
Points	12 vs. Saint Mary's, 12-17-21	14 at Air Force*, 1-22-21
Rebounds	7 at UNLV*, 1-1-22	7 at UNLV*, 1-1-22
Assists	3 at UNLV*, 1-1-22	5 - 2x; last: vs. San Jose State*, 2-8-21
Steals	2 vs. Cal State Fullerton, 12-8-21	3 vs. Jackson State, 11-27-18
Blocked Shots		1 at New Mexico*, 2-5-19
Minutes	38:06 at UNLV*, 1-1-22	38:06 at UNLV*, 1-1-22
10+ Scoring Games	3 times (3-0)	6 times (5-1)

## #3 • MATT BRADLEY

	Season	Career
Points	27 - 2x; last: at Colorado State*, 2-4-22	29 vs. Colorado~, 2-13-21
Rebounds	8 vs. Arizona State, 11-18-21	10 - 3x; last: at Arizona State~, 1-28-21
Assists	6 - 2x; last: at Utah State*, 1-26-22	6 - 4x; last: vs. UC San Diego, 12-22-21
Steals	2 - 7x; last: at Utah State*, 1-26-22	4 vs. Colorado~, 2-13-21
Blocked Shots	1 - 5x; last: at Colorado State*, 2-4-22	2 - 2x; last: vs. San Francisco~, 12-5-18
Minutes	36:11 vs. Saint Mary's, 12-17-21	42 vs. Washington~, 1-11-20
20+ Scoring Games	6 times (4-2)	29 times (13-16)
10+ Scoring Games	15 times (12-3)	86 times (37-49)

## #4 • TREY PULLIAM

	Season	Career
Points	16 vs. Long Beach State, 11-30-21	18 - 3x; last: vs. Boise State*, 2-25-21
Rebounds	7 vs. Cal State Fullerton, 12-8-21	7 vs. Cal State Fullerton, 12-8-21
Assists	8 vs. Georgetown, 11-25-21	8 - 2x; last: vs. Georgetown, 11-25-21
Steals	4 vs. Cal State Fullerton, 12-8-21	4 - 2x; last: vs. Cal State Fullerton, 12-8-21
Blocked Shots	1 - 3x; last: vs. New Mexico*, 1-31-22	1 - 4x; last: vs. New Mexico*, 1-31-22
Minutes	37:25 at Michigan, 12-4-21	37:25 at Michigan, 12-4-21
10+ Scoring Games	8 times (6-2)	16 times (14-2)

## #5 • LAMONT BUTLER

	Season	Career
Points	16 vs. Georgetown, 11-25-21	16 vs. Georgetown, 11-25-21
Rebounds	6 - 2x; last: vs. New Mexico*, 1-31-22	6 - 2x; last: vs. New Mexico*, 1-31-22
Assists	4 vs. New Mexico*, 1-31-22	6 vs. Wyoming*, 1-28-21
Steals	4 vs. Colorado State*, 1-8-22	5 at Utah State*, 1-16-21
Blocked Shots	1 - 4x; last: at Utah State*, 1-26-22	1 - 4x; last: at Utah State*, 1-26-22
Minutes	34:50 vs. Southern California, 11-26-21	34:50 vs. Southern California, 11-26-21
10+ Scoring Games	5 times (4-1)	10 times (8-2)

## #10 • KEITH DINWIDDIE JR.

	Season	Career
Points	12 vs. Long Beach State, 11-30-21	13 at Air Force*, 1-22-21
Rebounds	2 - 6x; last: vs. Boise State*, 1-22-22	2 - 6x; last: vs. Boise State*, 1-22-22
Assists	2 at UNLV*, 1-1-22	2 - 2x; last: at UNLV*, 1-1-22
Steals	1 - 4x; last: at Michigan, 12-4-21	2 at Air Force*, 1-24-21
Blocked Shots		
Minutes	21:03 vs. Long Beach State, 11-30-21	21:03 vs. Long Beach State, 11-30-21
10+ Scoring Games	1 time (1-0)	3 times (3-0)

## #14 • CADE ALGER

	Season	Career
Points	2 vs. UNLV*, 1-24-22	6 vs. Wyoming*, 1-30-21
Rebounds	1 vs. Colorado State*, 1-8-22	2 at Air Force*, 1-24-21
Assists		
Steals	1 vs. Long Beach State, 11-30-21	1 vs. Long Beach State, 11-30-21
Blocked Shots	1 vs. UNLV*, 1-24-22	1 vs. UNLV*, 1-24-22
Minutes	2:53 vs. Long Beach State, 11-30-21	4 vs. Saint Katherine, 12-2-20

## #20 • CHAD BAKER-MAZARA

	Season	Career
Points	15 at Utah State*, 1-26-22	23 at Fordham#, 1-27-21
Rebounds	6 vs. UC Riverside, 11-9-21	6 - 2x; last: vs. UC Riverside, 11-9-21
Assists	2 - 4x; last: at Utah State*, 1-26-22	5 vs. Rhode Island#, 1-20-21
Steals	3 vs. New Mexico*, 1-31-22	3 - 4x; last: vs. New Mexico*, 1-31-22
Blocked Shots	2 - 3x; last: vs. Colorado St.*, 1-8-22	3 vs. Rhode Island#, 2-27-21
Minutes	20:41 vs. Colorado St.*, 1-8-22	34 vs. Rhode Island#, 1-20-21
10+ Scoring Games	2 times (2-0)	7 times (6-1)

## #21 • JARED BARNETT

	Season	Career
Points	2 - 2x; last: vs. New Mexico*, 1-31-22	2 - 5x; last: vs. New Mexico*, 1-31-22
Rebounds	1 - 2x; last: vs. UNLV*, 1-24-22	1 - 4x; last: vs. UNLV*, 1-24-22
Assists	1 vs. New Mexico*, 1-31-22	1 - 7x; last: vs. New Mexico*, 1-31-22
Steals	1 vs. UNLV*, 1-24-22	1 - 5x; last: vs. UNLV*, 1-24-22
Blocked Shots		
Minutes	3:13 vs. New Mexico*, 1-31-22	4 - 3x; last: at Air Force*, 1-22-21

## #22 • TAHIROU DIABATE

	Season	Career
Points	8 vs. Georgetown, 11-25-21	25 at Pepperdine@, 1-25-20
Rebounds	5 vs. UNLV*, 1-24-22	11 vs. Santa Clara@, 2-15-18
Assists	1, at Utah State*, 1-26-22	2 - 2x; last: vs. Pacific@, 1-16-20
Steals	1, at Utah State*, 1-26-22	4 vs. Ball State@, 12-25-19
Blocked Shots	1 - 7x; last: vs. New Mexico*, 1-31-22	4 - 2x; last: at Saint Mary's@, 1-30-20
Minutes	15:03 vs. New Mexico*, 1-31-22	38 at Santa Clara@, 1-6-18
20+ Scoring Games		1 time (0-1)
10+ Scoring Games		26 times (7-19)
Double-Doubles		3 times (0-3)

## #23 • JOSHUA TOMAIC

	Season	Career
Points	9 vs. UT Arlington, 11-20-21	12 vs. San Jose State*, 2-8-21
Rebounds	4 - 2x; last: vs. CSUF, 12-8-21	8 vs. Catholic University+, 12-12-17
Assists	1 - 6x; last: vs. New Mexico*, 1-31-22	3 vs. UC Irvine, 11-27-20
Steals	1 - 3x; last: vs. Boise State*, 1-22-22	3 vs. Pepperdine, 12-6-20
Blocked Shots	3 vs. UC Riverside, 11-9-21	3 vs. UC Riverside, 11-9-21
Minutes	29:20 vs. Cal State Fullerton, 12-8-21	29:20 vs. Cal State Fullerton, 12-8-21
10+ Scoring Games		3 times (2-1)

## #31 • NATHAN MENSAH

	Season	Career
Points	19 vs. UC San Diego, 12-22-21	19 vs. UC San Diego, 12-22-21
Rebounds	13 vs. Saint Mary's, 12-17-21	15 at Arizona State, 12-10-20
Assists	2 - 4x; last: at Colorado State*, 2-4-22	4 vs. San José State*, 3-2-19
Steals	5 vs. New Mexico*, 1-31-22	5 vs. New Mexico*, 1-31-22
Blocked Shots	4; 3x; last: vs. New Mexico*, 1-31-22	6 vs. Saint Mary's, 12-22-20
Minutes	33:20 vs. Boise State*, 1-22-22	33:20 vs. Boise State*, 1-22-22
10+ Scoring Games	5 times (3-2)	25 times (21-4)
10+ Rebounding Games	3 times (3-0)	12 times (12-0)
Double-Doubles		5 times (5-0)

## #33 • AGUEK AROP

	Season	Career
Points	10 vs. Colorado State*, 1-8-22	14, at Air Force*, 1-22-21
Rebounds	8 - 3x; last: at Colorado State*, 2-4-22	8 - 3x; last: at Colorado State*, 2-4-22
Assists	3 vs. Colorado State*, 1-8-22	3 - 5x; last: vs. Colorado State*, 1-8-22
Steals	4 at UNLV*, 1-1-22	4 - 2x; last: at UNLV*, 1-1-22
Blocked Shots	2 vs. Colorado State*, 1-8-22	2 - 7x; last: vs. Colorado State*, 1-8-22
Minutes	26:23 vs. Colorado State*, 1-8-22	26:23 vs. Colorado State*, 1-8-22
10+ Scoring Games	1 time (1-0)	5 times (4-1)

\* - Mountain West game; ^ - Mountain West Tournament game; + - at Maryland; # - at Duquesne; @ - at Portland; ~ - at California.

# MISCELLANEOUS STATISTICS

## San Diego State's Record When...

Category	2021-22 Season	Dutcher Era	SDSU Streak	Note
Home	9-1	62-9	Won 2	SDSU is 36-4 in its last 40 and 45-5 in its last 50 home games; 16-game homecourt win streak snapped vs. Boise State (1-22-22)
Away	1-4	27-20	Lost 2	SDSU is 19-6 in its last 25 road games and 82-49 in its last 131 road games; Aztecs are 79-39 in last 118 road games vs. non-AP top 25 teams.
Neutral	2-1	18-8	Won 1	Aztecs have won 51 of the last 76 games at neutral sites (51-26); Won three of last six meetings with AP Top 25 teams
Scoring First	10-3	76-17	Won 5	SDSU is 193-51 in its last 244 games in which it has scored first. Last loss: at Michigan (12-4-21)
Opponent Scores First	2-3	32-20	Lost 3	SDSU is 21-8 in its last 29 and 103-46 in its last 149 games in which the opponent has scored first
Leading at Half	11-1	94-12	Won 2	SDSU is 25-1 in its last 26; 63-4 in its last 67 and 157-20 in its last 177 games when ahead at half; <b>130-8 in last 138 at home when leading at half</b>
Trailing at Half	1-5	12-23	Lost 4	SDSU is 17-34 the last 51 times trailing at the half and 43-63 since the start of '10-11
Tied at Half		1-2	Won 1	SDSU is 8-5 in last 13 games that have been tied at half
Leading with 5:00 Left	11-0	100-7	Won 27	Won 353 of last 365; 164-game winning streak snapped vs. Boise (2-27-16); Last loss before 164-game winning streak: at UW (1-9-10); 35-game streak snapped vs. CSU (1-2-21)
Trailing with 5:00 Left	1-5	5-27	Lost 5	SDSU is 12-70 in its last 82; Last win: vs. Arizona State (11-18-21)
Tied with 5:00 Left	0-1	3-3	Lost 2	SDSU is 6-6 in last 12 outings
In Overtime		1-0	Won 4	SDSU is 22-2 in its last 24 in OT; Last loss: at Cincinnati (12-17-14); Won last eight OT home games
SDSU Outrebounds Opp.	11-1	77-10	Lost 1	SDSU is 29-1 in its last 30; 46-2 in its last 48; 108-17 in its last 125 and 218-36 in its last 254 games
SDSU is Outrebounded	0-5	26-26	Lost 6	SDSU is 16-11 in its last 27 and 66-56 in its last 122 games when outrebounded; Last win: vs. Utah State (3-13-21)
SDSU Commits Fewer TOs	7-2	76-14	Won 1	SDSU is 48-8 in its last 56 and 121-21 in its last 142 when committing fewer turnovers. Last loss: vs. Boise State (1-22-22)
Opp. Commits Fewer TOs	1-2	22-20	Lost 2	SDSU is 85-54 in its last 139 games when committing more turnovers; Last win: vs. UT Arlington (11-20-21)
SDSU More FT Attempts	6-1	67-7	Won 3	SDSU is 38-2 in its last 40 and 205-32 in its last 237 games in the category. Last loss: at Michigan (12-4-21)
Opp. More FT Attempts	5-5	37-25	Lost 2	SDSU is 80-56 in its last 136 games in this category. Last win: vs. UNLV (1-24-22)
SDSU Shoots Better than Opp.	11-1	92-6	Won 10	SDSU is 64-2 in last 66; 94-6 in last 100; 254-16 in last 270 with higher FG pct. Last loss: at Brigham Young (11-12-21)
Opp. Shoots Better than SDSU	1-5	15-31	Lost 5	SDSU is 49-79 since the start of '10-11 when the opponent has a higher FG pct.; Last win: vs. UT Arlington (11-20-21)
SDSU Shoots 50% or Better	2-0	39-1	Won 27	70-game win streak snapped at California (12-8-18). Won 86 straight at home when FG pct. >= 50.0 pct. (last loss: UNLV, 1-26-02)
SDSU Shoots Between 40-50%	7-1	50-16	Won 1	Since March 3, 2010, SDSU is 145-34 overall and <b>78-10 at home</b>
SDSU Shoots 40% or Less	3-5	19-20	Lost 2	<b>SDSU is 143-26 when shooting 38.9 pct. or better (since Jan. 31, 2015); SDSU is 111-8 since Feb. 22, 2012, at home when shooting at least 38.9 pct.</b>
Opp. Shoots 50% or Better		2-11	Lost 1	Last win: at Air Force (1-22-21)
Opp. Shoots Between 40-50%	0-4	32-20	Lost 4	Last loss: at Colorado State (2-4-22); Last win: vs. Wyoming (3-11-21)
Opp. Shoots 40% or Less	12-2	74-6	Won 2	SDSU is 52-3 in last 55; 283-36 in last 319 times the opponent has shot 40 pct. or less; Last loss: vs. Boise State (1-22-22)
Opp. Shoots 35% or Less	5-1	35-1	Won 2	Had won 35 straight until vs. Boise State (1-22-22); Prior last loss in the category was at CSU (2-25-17); <b>SDSU 33-1 in last 34 gms. at Viejas dating back to 12-18-15 (GCU)</b>
SDSU Bench Outscores Opp.	8-4	64-15	Won 1	SDSU is 43-7 in its last 50 and 191-39 in this category since the beginning of the 2010-11 season; Aztecs are 159-35 in last 194 games
Opp. Bench Outscores SDSU	4-2	42-21	Lost 1	SDSU is 98-55 in this category since the beginning of the 2010-11 season
SDSU Scores Less Than 60	0-5	1-14	Lost 8	SDSU is 24-42 in its last 66 games when scoring less than 60 points; Last win: vs. San Jose State (12-8-19)
SDSU Scores At Least 60 & Less Than 70	6-1	30-15	Won 5	SDSU is 86-38 in its last 124 games. Last loss: at Brigham Young (11-12-21); <b>SDSU has won 26 straight games when scoring at least 65 points and 59-1 since March 15, 2019</b>
SDSU Scores Between 70-79	5-0	37-5	Won 24	SDSU is 39-5 in last 44, 126-13 in its last 139 when scoring 70-79. Last loss: vs. Fresno State (3-6-19); <b>44-3 at home in last 47</b>
SDSU Scores Between 80-89	1-0	26-3	Won 19	SDSU is 47-5 in its last 52 games when scoring between 80-89 points
SDSU Scores Between 90-99		13-0	Won 28	The Aztecs have won 28 straight games and are 38-2 since 1999-2000 when scoring 90+ points
SDSU Scores 100+		1-0	Won 27	The Aztecs have won 27 straight games when reaching triple digits. SDSU is 4-0 in games where it has scored 100+ points since the 1999-2000 season.
Opp. Scores Less Than 50	3-1	12-1	Won 1	SDSU is 16-1 in last 17; 65-4 in last 69 in this category (losses: at UW, 12-7-14; vs. Wyo., 3-14-15; Little Rock, 11-21-15; vs. Boise 1-22-22)
Opp. Scores Less Than 60	10-3	61-5	Lost 1	SDSU is 63-5 in its last 78 games in the category; Last loss: at Colorado State (2-4-22) <b>SDSU is 49-2 last 51 times and 128-4 the last 132 home games when holding the opponent to 60 points or less (last loss: vs. Boise State, 1-22-22)</b>
Opp. Scores Between 50-59	7-2	49-4	Lost 1	SDSU is 49-4 in its last 53 games and 89-12 in last 101 games in this category; <b>75-2 in last 77 home games</b>
Opp. Scores Between 60-69	2-1	31-8	Won 2	SDSU is 14-2 in last 16 games; 86-30 in the category since the start of 2010-11.
Opp. Scores Between 70-79	0-2	15-11	Lost 3	SDSU is 31-32 in its last 63 games when allowing between 70-79 points
Opp. Scores Between 80-89		1-10	Lost 4	SDSU is 3-15 since the beginning of the 2010-11 season in this category.
Opp. Scores Between 90-99		0-3	Lost 3	SDSU snapped a 24-game losing streak in the category by winning at TCU (3-3-12)
Opp. Scores 100+			Lost 9	The Aztecs are 0-3 in this category since the 1999-2000 season.
Wearing Black	2-4	35-24	Lost 2	SDSU is 21-7 in last 28 and 78-55 in its last 133 in the black uniforms; Last worn at home: vs. UNLV (2-22-20)
Wearing Alternate Black (Red Writing)	1-3	14-4	Lost 1	Worn at San Diego, vs. Creighton, at CSU, at USU, at WYO, at Fresno State, at UNLV, at UNM, at AFA at Boise State, vs. UNLV, at NEV, at ASU, vs. SMC
Wearing Red		2-0	Won 3	Aztecs are 17-5 in their last 22 when wearing red since the start of 2010-11; Last worn: vs. Nevada (1-18-20)
Wearing White	9-2	66-13	Won 2	37-4 in last 41; Last worn on the road at Fresno State (2-20-21); Last neutral: vs. Southern California (11-26-21); 15-game win streak ended vs. Utah State (3-7-20)
Wearing Retro White		3-1	Won 2	Wore vs. USD and vs. No. 2/3 Kansas in 2015-16; vs. Alabama State, Wyoming, Air Force in 2016-17; vs. Georgia and California, USU, CSU in 2017-18
Wearing Retro White Shorts		7-0	Won 7	Debuted vs. Colorado State (1-4-21)
Wearing Camouflage			Lost 1	SDSU lost to No. 9/9 Syracuse (11-11-12)
Wearing Pewter Gray			Won 2	Uniforms made its debut vs. USD (12-15-12); Also worn against UNLV (1-16-13), FS (2-9-13), BSU (3-13-13)
Wearing Turquoise	1-0	5-0	Won 8	Made its debut vs. Bakersfield (11-20-14); Also vs. SD Christian (11-18-15), vs. Savannah St. (11-28-16), vs. McNeese (11-17-17), Jackson St. (11-27-18), Tennessee State (11-25-19), UC Irvine (11-27-20), UT Arlington (11-20-21)
On Monday	2-0	6-1	Won 5	Aztecs are 18-3 on Monday since the beginning of 2010-11. Last loss: vs. (1/1) Duke (11-19-18)
On Tuesday	2-0	18-5	Won 8	SDSU is 50-12 in its last 62 games played on Tuesday. Last loss: at Utah State (2-26-19)
On Wednesday	2-1	20-6	Lost 1	SDSU is 35-10 in last 45 and 65-18 in its last 83 games played on Wednesday
On Thursday	2-0	15-2	Won 6	Aztecs played just 39 Thursday games since the start of the 2010-11 season.
On Friday	1-3	12-5	Lost 1	SDSU is 34-10 in its last 44 games played on the day
On Saturday	3-2	31-17	Lost 1	SDSU is 85-41 in its last 126 games played on Saturday. Seven-game win streak snapped vs. UNLV (2-22-20)
On Sunday		6-1	Won 6	The Aztecs have played only 27 Sunday games since the beginning of the 2010-11 campaign (19-8)
In November	5-2	25-6	Won 1	SDSU is 59-15 in November since the beginning of the 2010-11 campaign
In December	3-1	18-7	Won 3	The Aztecs are 62-16 in their last 78 games played in December. Last loss: at Michigan (12-4-21)
In January	4-2	28-12	Won 1	SDSU is 56-19 in last 74 and 72-23 in last 95 January games
In February	0-1	24-6	Lost 1	SDSU is 51-19 in its last 70 games played during the month
In March		13-6	Lost 1	The Aztecs are 59-23 in their last 82 March games