



TM

SAN DIEGO STATE AZTECS

2022 NCAA Championship First Round Media Notes
Dickies Arena | Fort Worth, Texas | March 17, 2022

NCAA TOURNAMENT INFORMATION

SAN DIEGO STATE NCAA DIVISION I CHAMPIONSHIP HISTORY

14th NCAA Appearance; Record: 6-13; Best Finish: Regional Semifinal / Sweet 16 in 2011 & 2014

Year	Seed	Region-Round	Site	[Seed] Opponent	Result	Score
1975		West-First	Tempe, Ariz. (University Activity Center)	UNLV	L	80-90
1976		West-First	Eugene, Ore. (McArthur Court)	UCLA	L	64-74
1985		West-First	Salt Lake City, Utah (Special Events Center)	[4] UNLV	L	80-85
2002	13	Midwest-First	Chicago, Ill. (United Center)	[4] Illinois	L	64-93
2006	11	Oakland-First	Salt Lake City, Utah (Huntsman Center)	[6] Indiana	L	83-87
2010	11	Midwest-First	Providence, R.I. (Dunkin' Donuts Center)	[6] Tennessee	L	59-62
2011	2	West-Second	Tucson, Ariz. (McKale Center)	[15] No. Colorado	W	68-50
	2	West-Third	Tucson, Ariz. (McKale Center)	[7] Temple	2ot-W	71-64
	2	West-Sweet 16	Anaheim, Calif. (Honda Center)	[3] Connecticut	L	67-74
2012	7	Midwest-Second	Columbus, Ohio (Nationwide Arena)	[11] N.C. State	L	65-79
2013	7	South-Second	Philadelphia, Pa. (Wells Fargo Center)	[10] Oklahoma	W	70-55
	7	South-Third	Philadelphia, Pa. (Wells Fargo Center)	[15] Fla. Gulf Coast	L	71-81
2014	4	West-Second	Spokane, Wash. (Spokane Veterans Memorial Arena)	[13] N.M. State	ot-W	73-69
	4	West-Third	Spokane, Wash. (Spokane Veterans Memorial Arena)	[12] N.D. State	W	63-44
	4	West-Sweet 16	Anaheim, Calif. (Honda Center)	[1] Arizona	L	64-70
2015	8	South-Second	Charlotte, N.C. (Time Warner Cable Arena)	[9] St. John's	W	76-64
	8	South-Third	Charlotte, N.C. (Time Warner Cable Arena)	[1] Duke	L	49-68
2018	11	West-First	Wichita, Kan. (INTRUST Bank Arena)	[6] Houston	L	65-67
2021	6	Midwest - First	Indianapolis, Ind. (Hinkle Fieldhouse)	[11] Syracuse	L	62-78

SAN DIEGO STATE NCAA TOURNAMENT NOTES

- San Diego State has advanced to the NCAA tournament for the 14th time in program history.
- San Diego State will open the tournament as the higher seed for the seventh time.
- San Diego State is 6-4 in games in which it is the higher seed.
- San Diego State is a single-digit seed for the seventh time.
- San Diego State is competing in the Midwest Region for the fifth time.
- San Diego State has averaged 70.2 point per game in its six victories.
- San Diego State has advanced to the second round four times. Once each in the Pacific & Mountain time zone and twice in the Eastern time zone.
- Brian Dutcher** guides his team to the NCAA tournament for the third time in five years.
- Brian Dutcher** has been part of 18 previous NCAA tournaments; 16 as an assistant coach and two as head coach.
- Brian Dutcher** has coached in three Final Fours and won the National Championship in 1989

SAN DIEGO STATE NCAA TOURNAMENT MEDIA INFORMATION

TEAM HOTEL

Worthington Renaissance Fort Worth Hotel
200 Main Street
Fort Worth, Texas 76102

TEAM AVAILABILITY (Wednesday)

Student-Athlete News Conference 2:45 - 3 p.m. CT
Brian Dutcher News Conference..... 3 - 3:15 p.m. CT
Open Practice 3:25 - 4:15 p.m. CT

TEAM AVAILABILITY (Friday)*

Student-Athlete News Conference 3:10 - 3:30 p.m. CT
Brian Dutcher News Conference..... 3:30 - 3:50 p.m. CT
Closed Practice..... 1:35 - 3:05 p.m. CT

* - If San Diego State wins Thursday.

Please note that due to the ongoing pandemic, there will be no locker room access for the media.

VIDEO

San Diego State will provide news conference video and interviews to media outlets through the athletics department file server and through the NCAA Digital Media Hub (ncaa.veritone.com/). Please contact a San Diego State representative for more information.

Director of Video Services: Jason Bott

Email: jbott@sdsu.edu
Cell: (619) 253-4921

MEDIA RELATIONS

Assistant Media Relations Director Richard Stern and Assistant Athletics Director Jamie McConeghy are with the team in Fort Worth, Texas. Please direct any questions toward them.

Assistant Media Relations Director: Richard Stern

Cell Phone: 408-318-8111
E-mail: rstern@sdsu.edu

Assistant Athletics Director: Jamie McConeghy

Cell Phone: 607-435-5577
E-mail: jmconeg@sdsu.edu

San Diego State Social Media

Website: www.GoAztecs.com
Twitter: @GoAztecs / @Aztec_MBB
Facebook: [facebook.com/goaztecs/](https://www.facebook.com/goaztecs/) / @AztecMBB
Instagram: @goaztecs / @aztec_mbb
YouTube: [youtube.com/goaztecscom](https://www.youtube.com/goaztecscom)

FIRST ROUND

8-seed San Diego State vs. 9-seed Creighton
Dickies Arena (TCU)
Fort Worth, Texas
Tipoff: 6:27 p.m. CT
Broadcast: truTV
Brian Anderson (play-by-play); Jim Jackson (analyst);
Allie LaForce (sideline); Tom Heitz (producer)

QUICK FACTS

General Information

Location	San Diego, Calif., 92182
Founded.....	1897
Enrollment	33,870
Nickname.....	Aztecs
Colors.....	Scarlet and Black
PMS Color.....	185
Arena.....	Viejas Arena at Aztec Bowl
Opened	1997
Capacity	12,414
Affiliation.....	NCAA Division I
Conference	Mountain West
President.....	Adela de la Torre
Athletics Director	John David Wicker
Alma Mater (Year).....	Mississippi State (1992)

History

Seasons of Basketball	101st
First Season of Basketball	1921-22
All-Time Record	1,561 - 1,139 - 1
NCAA Tournament Appearances.....	15
Seasons of Division I Basketball	52nd
First Season of Division I Basketball.....	1970-71
All-Time Division I Record.....	873-695
NCAA Division I Tournament Appearances	13
Last NCAA Appearance.....	2021
NIT Appearances.....	6
Last NIT Appearance.....	2016

Team Information

	Total	Home	Away	Neu.
2021-22 Record	23-8	14-1	5-5	4-2
2021-221 MW Record	13-4	8-1	5-3	
Mountain West Finish	3rd			
MW Tournament	Runner-up (2-1)			
Starters Returning/Lost.....	2/3			
Letterwinners Returning/Lost.....	7/3			

Basketball Staff

Head Coach	Brian Dutcher
Alma Mater (Year).....	Minnesota (1982)
Record at SDSU (Years).....	119-39 (5th)
Record Overall (Years).....	119-39 (5th)
Assistant Coach	Dave Velasquez
Alma Mater (Year).....	San Diego State (2007)
Assistant Coach	Chris Acker
Alma Mater (Year).....	University of Phoenix (2010)
Assistant Coach	JayDee Luster
Alma Mater (Year).....	Wyoming (2011)
Assistant to the Head Coach.....	Mark Fisher
Alma Mater (Year).....	Michigan (2001)
Director of Basketball Operations	Matt Soria
Alma Mater (Year).....	San Diego State (2002)
Director of Player Development	JD Pollock
Alma Mater (Year).....	Kennesaw State (2009)
Basketball Trainer.....	Sergio Ibarra
Alma Mater (Year).....	Alfred University (2006)
Graduate Student Manager	Michael Sohikish
Alma Mater (Year).....	San Diego State (2019)

SAN DIEGO STATE BASKETBALL

16 NCAA Tournament Appearances (9 times in last 13 years) • Record 14-Time Mountain West Conference Champion

Contacts: Richard Stern, Assistant Media Relations Director (email: rstern@sdsu.edu) • Jamie McConeghy, Assistant Athletic Director - Media Relations (email: jmconeg@sdsu.edu)

LIVE COVERAGE

TV/Stream: truTV

Brian Anderson (play-by-play), Jim Jackson (analyst) **truTV**
Allie LaForce (sideline), Tom Heitz (producer)

Aztec Radio Network: 101.5 KGB | XTRA 1360

(pregame starts at 4 p.m. PT)

Ted Leitner (play-by-play), Jon Schaeffer (pre-half-post)

National Radio: Westwood One (Sirius 138 / XM 205)

Kevin Kugler (play-by-play); Rob Hummel (analyst); Tim Parker (producer)

Live Stats: GoAztecs.com

SCHEDULE / RESULTS

Record: 23-8 | Home: 14-1, Away: 5-5, Neutral: 4-2

MW Record: 13-4 | Home: 8-1, Away: 5-3

Date	SDSU	Opp.	Opponent (TV/Stream)	Time/Results
N.9	rv/--		UC RIVERSIDE (YurView)	W, 66-53
N.12	rv/--	rv/--	at Brigham Young (BYUtv)	L, 60-66
N.18			ARIZONA STATE (CBSSN)	W, 65-63
N.20			UT ARLINGTON (YurView)	W, 68-62
N.25		^vs.	Georgetown (ESPN2)	W, 73-56
N.26		24/25	^vs. Southern California (ESPN2)	L, 43-58
N.30			LONG BEACH STATE (Stadium)	W, 72-47
D.4		24/24	at Michigan (CBS)	L, 58-72
D.8			CAL STATE FULLERTON (YurView)	W, 66-56
D.17		--/rv	#vs. Saint Mary's (FloSports)	W, 63-53
D.22			UC SAN DIEGO (Stadium)	W, 78-57
D.28			SAN DIEGO CHRISTIAN (YurView)	Canceled
J.1		*	at UNLV (CBS)	W, 62-55
J.8		20/19	*COLORADO STATE (CBS)	W, 79-49
J.15	rv/--		*at New Mexico (CBSSN)	Postponed
J.22	rv/rv	--/rv	*BOISE STATE (CBSSN)	L, 37-42
J.24			*UNLV (CBSSN)	W, 80-55
J.26			*at Utah State (FS1)	L, 57-75
J.31			*NEW MEXICO (FS1)	W, 72-47
F.4		rv/rv	*at Colorado State (FS1)	L, 57-58
F.6			*Nevada (CBSSN)	W, 65-63
F.9			*at San Jose State (CBSSN)	W, 72-62
F.12			*AIR FORCE (CBSSN)	W, 76-64
F.15			*UTAH STATE (CBSSN)	W, 75-56
F.19			*at Fresno State (CBSSN)	W, 61-44
F.22	rv/rv	rv/rv	*at Boise State (CBSSN)	L, 57-58
F.25	rv/rv		*SAN JOSE STATE (FS1)	W, 77-52
F.28	rv/rv	rv/rv	*at Wyoming (CBSSN)	W, 73-66
M.3	rv/rv		*FRESNO STATE (CBSSN)	2ot-W, 65-64
M.5	rv/rv		*at Nevada (CBSSN)	W, 79-78
M.10	rv/rv		+vs. [6] Fresno State (QF) (CBSSN)	W, 53-46
M.11	rv/rv	23/24	+vs. [2] Colorado State (SF) (CBSSN)	W, 63-58
M.12	rv/rv	rv/rv	+vs. [1] Boise State (CH) (CBS)	L, 52-53
M.17	rv/rv	rv/rv	#vs. [9] Creighton (truTV)	6:27 p.m. CT

^ - Paycom Wooden Legacy (Anaheim, Calif.)

- Jerry Colangelo Classic (Phoenix, Ariz.)

* - Mountain West Game

+ - MW Tournament (Thomas & Mack Center, Las Vegas Nev.)

- NCAA First Round (Dickies Arena, Fort Worth, Calif.)

GAME 32 | NCAA TOURNAMENT - FIRST ROUND

(rv/rv) [8-SEED] SAN DIEGO STATE AZTECS (23-8) vs. (rv/rv) [9-SEED] CREIGHTON BLUEJAYS (22-11)

Thu., March 17 • 6:27 p.m. CT (4:27 p.m. PT)/(possible 5 minute slide) • Dickies Arena • Fort Worth, Texas



SAN DIEGO STATE

Head Coach: Brian Dutcher
Career Record: 119-39 (5th season)
Record at San Diego State: Same
Record vs. Creighton: 1-0



CREIGHTON

Head Coach: Greg McDermott
Career Record: 555-331 (28th season)
Record at CU: 275-136 (12th season)
Record vs. SDSU: 1-2

OFF THE TOP (through games of Sunday, March 13)

- San Diego State, the No. 8 seed in the Midwest Region, opens play in the 2022 NCAA Men's Basketball Championship with a first-round matchup against ninth-seeded Creighton Thursday at Dickies Arena in Fort Worth, Texas.
- San Diego State received an at-large bid into the tournament and enters Thursday's game with a 23-8 record.
- The Aztecs are making their 14th appearance in the Division I event, owning a 6-13 all-time record. Head coach Brian Dutcher has been on the Aztec sidelines for 16 of the program's 19 all-time tournament games and all six of the program's victories.
- This is Dutcher's third NCAA appearance for the two-time Mountain West Conference Coach of the Year in his five seasons as head coach with a likely appearance in the 2019-20 canceled because of the COVID pandemic.
- This is the program's ninth tournament appearance in the last 12 seasons that a champion was crowned. That total does not include the 2019-20 season when SDSU was 30-2 and ranked sixth in the AP poll when the season ended prior to the tournament.
- San Diego State is 15-1 in its last 16 games immediately following a loss (SDSU lost to Boise State, 53-52, in the Mountain West Tournament Championship game).
- The Aztecs have won six of their last seven games and 11 of their last 13, with both losses coming against MW Champion Boise State by one point apiece.
- In fact, San Diego State's last three losses have all been by one point apiece.
- San Diego State played in its fifth consecutive Mountain West Tournament title game, falling to Boise State, 53-52. The Aztecs had two good looks in the final eight seconds but **Matt Bradley's** layup was long and a runner by **Trey Pulliam** also missed the mark. Amazingly, SDSU has made the tournament title game in eight of the last nine years and in 12 of the last 14 seasons (2009, 2010, 2011, 2012, 2014, 2015, 2016, 2018, 2019, 2020, 2021 and 2022).
- San Diego State and Creighton are meeting for the eighth time with the Bluejays owning a 4-3 series advantage. The Aztecs have won the last two meetings, however, including an 83-52 victory in the last game played between the two teams on Nov. 28, 2019 in the Continental Tire Las Vegas Invitational.
- Five current Aztecs played in that game against Creighton, including **Aguek Arop** (7 points, 5 rebounds, 1 assist, 1 steal), **Nathan Mensah** (3 points, 6 rebounds, 2 blocked shots, 2 steals), **Adam Seiko** (3 points, 2 rebounds), **Trey Pulliam** (3 assists) and **Keshad Johnson** (3 rebounds, 1 assist).
- San Diego State is 7-15 all-time against the current Big East membership, but has won six straight games against the conference by a combined score of 464-385 (77.3-64.2). Included in the six-game win streak against current members of the Big East are victories over No. 20 Creighton (Nov. 29, 2013) and No. 25 Marquette (Dec. 1, 2013).
- San Diego State is 1-1 against current Big East programs in NCAA Tournament games, beating St. John's, 76-64, in the 2015 first round and falling to eventual national champion UConn, 74-67, in the 2011 Sweet 16.
- SDSU head coach **Brian Dutcher** is in his fifth season as San Diego State's head coach and his 23rd season on the Aztec sidelines. In his four-plus seasons as head coach, he has led the Aztecs to four conference titles, a 119-39 overall record and has already been named the

SERIES INFORMATION: CREIGHTON

Series: San Diego State trails, 4-3 / SDSU won 2 straight	
Home (Viejas Arena).....	1-1 (1-0)
Away (CHI Health Center Omaha).....	0-3 (0-0)
Neutral	2-0
SDSU as Top 25 Team.....	0-0
vs. Top 25 Creighton Team.....	1-0 (N: 1-0)
MW Era	San Diego State leads, 2-1
Dutcher vs. Creighton	1-0 (N: 1-0)

MEET THE OFFENSE

Below is a look at San Diego State offensive numbers from the first 19 games of the season and the last 11 games.

Statistic	First 19	Last 12
Scoring	65.1	66.9
Field Goal Percentage	43.3	46.0
3-Point FG Percentage	35.2	40.6
Free Throw Percentage	69.1	72.8
Free Throws Attempt/Game	16.8	16.8
Turnovers Per Game	12.5	12.5
KenPom Game Avg.	95.8	104.8

ROAD/NEUTRAL WARRIORS

Below is a look at the best road & neutral records in the nation since the start of the 2009-10 campaign. (through the games of March 12)

Rk.	Team	W	L	Pct.
1.	Gonzaga	200	49	.803
2.	Kansas	174	72	.707
3.	Duke	172	72	.705
4.	Villanova	173	79	.687
5.	Wichita State	149	76	.662
6.	Kentucky	159	83	.657
7.	Belmont	161	90	.641
8.	San Diego State	148	84	.638
9.	Saint Mary's	130	75	.634
10.	Virginia	137	80	.631

HISTORICALLY DIFFERENT

The San Diego State and Creighton basketball programs have had very different histories. Below is a look.

Prior to 2010-11 Season

Category	CU	SDSU
NCAA DI Tourney App.	16	6
NCAA DI Tourney Wins	8	0
AP Poll Appearances	27	0

Since 2010-11 Season

Category	CU	SDSU
NCAA DI Tourney App.	6	7
NCAA DI Tourney Wins	5	12
AP Poll Appearances	85	88

San Diego State Aztecs

2022-23 Record: 23-8 (H: 14-1; A: 5-5; N: 4-2); 13-4 MW
 14-Time MW Champions, 14 Postseason Berths in Last 16 Years

- SDSU has won at least 19 games in 17 straight seasons.
- SDSU has advanced to the postseason in 14 of the last 16 seasons in which a champions was crowned (2006 NCAA, 2007-09 NIT, 2010-15 NCAA, 2016 NIT, 2018 NCAA, 2021-2022 NCAA).
- SDSU is 37-1 last 38x when outrebounding its opp.
- SDSU is 35-1 last 36x when leading at the half.
- SDSU is 73.3 last 76x it has had a higher FG pct.
- SDSU is 3rd nationally in win percentage (83.5) since start of '19-20 season and 8th in win percentage (75.5) since start of the '09-10 season.
- Since its founding in 1999, no men's basketball program has won more Mountain West championships (regular-season and tournament) than San Diego State's 14.

		PPG	RPG	APG	FG	3FG	FT	
0	Keshad Johnson (KEY-shawd) Forward, 6-7, 210, Jr.-1L Oakland, Calif. (San Leandro HS)	2021-22 7.2	4.6	1.0	.552	.194	.644	MW 8.6
			5.1	0.8	.573	5-18	.727	
		Career Highs:	Pts: 15 , vs. Wyoming (1-30-21) Rebs: 13 , vs. San Jose State (2-8-21) Assists: 4 , vs. UC San Diego (12-22-21)					
2	Adam Seiko (SAY-coe) Guard, 6-3, 210 Sr.-3L Boston, Mass. (Sierra Canyon HS (Calif.))	2021-22 5.3	2.0	1.0	.414	.411	15-22	
		MW 4.5	1.8	0.9	.414	.400	6-9	
		Career Highs:	Pts: 14 , at Air Force (1-22-21) Rebs: 7 , at UNLV (1-1-22) Assists: 5 , 2x last: vs. SJSU (2-8-21)					
3	Matt Bradley Newcomer of the Yr (coaches & media) All-MW 1st Team (coaches) 2nd Team (media) Guard, 6-4, 220, Sr.-TR San Bernardino, Calif. (Wasatch Academy/Cal)	2021-22 17.0	5.4	2.6	.443	.416	.790	
		MW 19.7	5.7	2.8	.471	.483	.798	
		Career Highs:	Pts: 30 , at Wyoming (2-28-22) Rebs: 10 , 4x, last: vs. Fresno St. (3-3-22) Assists: 6 , 5x, last: at Utah State (1-26-22)					
4	Trey Pulliam (pull-EE-yum) Guard, 6-3, 180, Sr.-2L Bryan, Texas (Consolidated HS /Navarro College)	2021-22 8.5	2.5	3.4	.393	.311	.698	
		MW 6.9	2.3	3.1	.366	.276	.724	
		Career Highs:	Pts: 18 , 3x, vs. Boise State (2-25-21) Rebs: 7 , vs. CS Fullerton (12-8-21) Assists: 8 , 3x, last: at Fresno State (2-19-22)					
5	Lamont Butler All-Defensive Team (coaches) Guard, 6-2, 200, So.-1L Moreno Valley, Calif. (Riverside Poly HS)	2021-22 7.5	2.0	2.1	.390	.324	.773	
		MW 6.1	2.2	2.1	.339	.262	10-13	
		Career Highs:	Pts: 16 , 2x, last: vs. Boise State (3-12-22) Rebs: 6 , 2x, last: vs. New Mexico (1-31-22) Assists: 6 , vs. Wyoming (1-28-21)					
10	Keith Dinwiddie Jr. Guard, 6-0, 185, So.-5Q Los Angeles, Calif. (Fairfax Senior HS)	2021-22 2.8	0.9	0.4	.286	.270	3-4	
		2020-21 1.4	1.0	0.6	2-14	2-10	1-2	
		Career Highs:	Pts: 13 , at Air Force (1-22-21) Rebs: 2 , 6x, last: vs. Boise State (1-22-22) Assists: 2 , 2x, last: at UNLV (1-1-22)					
14	Cade Alger (AL-jer like Alger Hiss) Forward, 6-9, 190, So-5Q Ripon, Calif. (Ripon Christian HS/Seattle U)	2021-22 0.6	0.3	0.0	2-8	0-3	-	
		MW 1.0	0.5	0.0	2-5	0-1	-	
		Career Highs:	Pts: 6 , vs. Wyoming (1-30-21) Rebs: 2 , at Air Force (1-24-21) Assists: -					
20	Chad Baker-Mazara Sixth Man of the Year (coaches) Guard, 6-7, 190, So.-TR Santo Domingo, D.R. (SPIRE Academy/Duquesne)	2021-22 6.0	2.0	0.6	.409	.389	.905	
		MW 7.9	2.1	0.6	.473	.432	.889	
		Career Highs:	Pts: 23 , at Fordham (1-27-21) Rebs: 6 , 2x, last: vs. UCR (11-9-21) Assists: 5 , vs. Rhode Island (1-20-21)					
21	Jared Barnett Guard, 6-1, 145, Jr.-5Q Los Angeles, Calif. (Westchester HS)	2021-22 0.5	0.3	0.1	2-4	-	-	
		MW 0.8	0.4	0.2	2-2	-	-	
		Career Highs:	Pts: 2 , 4x, last: vs. New Mexico (1-31-22) Rebs: 1 , 4x, last: vs. UNLV (1-24-22) Assists: 1 , 6x, last: vs. New Mexico (1-31-22)					
22	Tahirou Diabate (tuh-HERO dee-ah-BOT-aye) Forward, 6-9, 225, Sr.-TR Bamako, Mali (Teikyo Nagaoka HS/Portland)	2021-22 2.0	2.3	0.0	.367	0-2	12-24	
		MW 2.4	2.6	0.1	.387	0-1	9-18	
		Career Highs:	Pts: 25 , at Pepperdine (1-25-20) Rebs: 11 , vs. Santa Clara (2-15-18) Assists: 2 , 2x, last: vs. Pacific (1-16-20)					
23	Joshua Tomaić (toe-MY-itch) Forward, 6-9, 230, Sr.-1L Lanzarote, Spain (Canarias Academy/Maryland)	2021-22 3.0	2.0	0.4	.470	.407	16-22	
		MW 3.3	2.3	0.4	.543	4-9	9-10	
		Career Highs:	Pts: 12 , vs. San Jose State (2-8-21) Rebs: 8 , 2x, last: at San Jose St. (2-9-22) Assists: 3 , vs. UC Irvine (11-27-20)					
31	Nathan Mensah (MEN-suh) Def PoY (c & m) All-MW 3rd Tm (media) HM (coaches) Forward, 6-10, 230, Sr.-3L Accra, Ghana (Findlay Prep (Nev.))	2021-22 7.3	7.1	0.6	.484	1-4	.533	
		MW 6.8	6.2	0.6	.456	0-1	.600	
		Career Highs:	Pts: 19 , vs. UC San Diego (12-22-21) Rebs: 15 , at Arizona St. (12-10-20) Assists: 4 , vs. San Jose St. (3-2-19)					
33	Aguek Arop (ah-GWUK ah-ROPE) Forward, 6-6, 220, Sr.-3L Omaha, Neb. (Omaha South HS)	2021-22 3.4	3.3	0.5	.459	3-8	11-24	
		MW 3.2	3.6	0.7	.457	0-3	9-18	
		Career Highs:	Pts: 14 , at Air Force (1-22-21) Rebs: 8 , 3x, last: at Colorado St. (2-4-22) Assists: 3 , 5x, last: vs. Colorado St. (1-8-22)					

HC	Brian Dutcher 5th year Head Coach / 119-39 23rd season at SDSU / 33rd seasons overall	<ul style="list-style-type: none"> • At least 21 victories in each of his five seasons as HC. • A member of all of SDSU's record 14 MW championships. • Helped Michigan to 3 NCAA national championship game app. including the program's first national title in 1989. • Only first year coach in the country to guide his team to the NCAA Tournament in 2017-18 season. • His teams are 101-7 when owning a higher FG pct. • His teams are 80-8 when the opponent shoots 40 pct. or less from the floor. • His teams are 67-9 at home & 41-4 in its last 45 hm games
-----------	--	--

RED indicates probable starter, BLACK indicates reserve, GOLD indicates player is injured and is not expected to play. Shooting percentages are calculated once 25 attempts are made in a category.

SCHEDULE/RESULTS

Date	Opponent (Television/Stream)	Note
N.3	ST. KATHERINE (exhibition)	W, 65-44 » SDSU is 3-0 vs. the Firebirds and have won 28 consecutive exhibition contest
N.9	UC RIVERSIDE (YouTube)	W, 66-53 » San Diego State is 12-0 all-time; 8-0 in four matchups in Viejas and have an average margin of victory of 21.3 points in those games
N.12	at Brigham Young (BYUtv)	L, 60-66 » The Aztecs defeated the Cougars 76-71 in its previous game in Provo (11/9/19), but after this loss are just 4-30 all time at BYU
N.18	ARIZONA STATE (CBSSN)	W, 65-63 » ASU leads the series 18-12, incl. 2-1 in the last three in Viejas; the Aztecs won at ASU last season (80-68) when the Sun Devils were ranked No. 23
N.20	UT ARLINGTON (YouTube)	W, 68-62 » This was the first meeting between these programs; SDSU is 3-3 at home against Sun Belt Conference teams
N.25	^vs. Georgetown (ESPN2)	W, 73-56 » San Diego State has evened the series, 1-1, and has won six straight vs. Big East opponents
N.26	^vs. (24/25) Southern Calif. (ESPN2)	L, 43-58 » USC leads the series 11-3, and snapped SDSU's two game winning streak against the Trojans
N.30	LONG BEACH STATE (Stadium)	W, 72-47 » The Aztecs have won 15 of the last 16 matchups, including the last seven straight; Overall SDSU has a 39-22 advantage in the all-time series
D.4	at (24/24) Michigan (CBS)	L, 58-72 » The Aztecs are 0-1 against Michigan; Coach Dutcher recruited Coach Howard to Michigan & was on the bench for the team's 1989 national title
D.8	CAL STATE FULLERTON (YouTube)	W, 66-56 » San Diego State is 22-10 all-time against Cal State Fullerton; On its home floor, SDSU is 13-4 against the Titans
D.17	#vs. Saint Mary's (FloSports)	W, 63-53 » The Aztecs have won 7 of the 13 all-time meetings & improve to 2-2 on a neutral court following back-to-back win in the last two seasons
D.22	UC SAN DIEGO (Stadium)	W, 78-57 » SDSU improves 12-0 in the all-time series (all games played on the Aztecs home court); SDSU leads the series 1-0 as Division I opponents
D.28	SAN DIEGO CHRISTIAN (YouTube)	Canceled » Aztecs are 9-0 vs. San Diego Christian; SDSU has outscored SDCC 762-to-448 in the series, an average of 84.6-to-54.2 points per game.
J.1	*at UNLV (CBS)	W, 62-55 » Aztecs are 18-2 in last 20 vs. UNLV (any location); SDSU 12-1 in its last 13 games vs. UNLV at Thomas & Mack Center
J.8	*(20/19) COLORADO STATE (CBS)	W, 79-49 » SDSU's 30-pt win is its largest margin of victory against a top-25 opponent in program history. 19-4 vs. Colorado State all-time in Viejas Arena
J.15	*at New Mexico (CBSSN)	Postponed » The 28-point win (85-57 on 1-29-20) in its last game at New Mexico is SDSU's largest in The Pit in 42 all-time games (12-30 record at UNM)
J.22	*BOISE STATE (CBSSN)	L, 37-42 » San Diego State is 7-3 all-time at home against the Broncos & has won the last five of the last six at Viejas Arena
J.24	*UNLV (CBSSN)	W, 80-55 » SDSU had gone 342 days without a loss & had a 26-game win streak snapped the last time UNLV was in Viejas (2-22-20). SDSU is 7-1 in the last 8 in VA
J.26	*at Utah State (FS1)	L, 57-75 » SDSU is 4-4 at USU in the MW era & last season handed SDSU back-to-back losses for the first time in 48 games (March 6 & 9, 2019)
J.31	*NEW MEXICO (FS1)	W, 72-47 » The Aztecs are the only team in the last 42 yrs to defeat New Mexico by 20 or more points in three consecutive games; 7-1 in last 8 vs. UNM at home
F.4	*at Colorado State (FS1)	L, 57-58 » SDSU is 11-5 in its last 16 at CSU. The 2 of the last 4 times CSU lost by double digits in Moby Arena, it has been at the hands of the Aztecs
F.6	*NEVADA (CBSSN)	W, 65-63 » SDSU is 10-0 vs. Nevada at home in the MW era, including last year's series sweep, and is 12-1 all-time at home vs. the Wolf Pack
F.9	*at San Jose State (CBSSN)	W, 72-62 » San Diego State's first game in San Jose since 2-2-19; Aztecs are 14-1 in the last 15 vs. SJSU including 6-1 on the Spartans court
F.12	*AIR FORCE (CBSSN)	W, 76-64 » SDSU is 34-6 vs. Air Force in games played in San Diego; Aztecs are 15-0 in Viejas against the Falcons since the 2005 season
F.15	*UTAH STATE (CBSSN)	W, 75-56 » SDSU is 8-0 vs. Utah State at home since Aggies joined the league in '13-14 & overall have not lost to USU in San Diego since Nov. 24, 1998
F.19	*at Fresno State (CBSSN)	W, 61-44 » Dating back to 1941, SDSU is 25-33 in Fresno, but in the 13 games since the Save Mart Center opened the Aztecs are 9-4
F.22	*at Boise State (CBSSN)	L, 57-58 » SDSU lost for just the seventh time in the Brian Dutcher era when his team held a high shooting percentage than its opponent
F.25	*SAN JOSE STATE (FS1)	W, 77-52 » The Aztecs are 31-8 all-time vs. SJSU at home and 13-1 in their last 14, including 10 in a row
F.28	*at Wyoming (CBSSN)	W, 73-66 » The Aztecs snapped the Cowboys 14-game home win streak & is 10-1 vs. the Cowboys in last 11 games regardless of location
M.3	*FRESNO STATE (CBSSN)	2OT W, 65-64 » SDSU is 7-2 in its last 9 contests vs. the Bulldogs regardless of location & 8-3 in it last 11 vs. Fresno State in Viejas
M.5	*at Nevada (CBSSN)	W, 79-78 » San Diego State has won eight straight against the Wolfpack and are 7-5 all-time in Reno

Mountain West Championship (Thomas & Mack Center; Las Vegas, Nev.)

M.10	[6] +Fresno State (CBSSN)	W, 53-46 » San Diego State is 18-5 in MW quarterfinal games and has won 15 straight in the round (last loss: vs. [6] Colorado State, March 8, 2007).
M.11	[2] +Colorado State (CBSSN)	W, 63-58 » SDSU improved to 14-4 in the semifinal round of the MW tournament and improved to 2-1 as a three seed in the event
M.12	[1] +Boise State (CBS)	L, 52-53 » SDSU drops to 6-2 all-time against No. 1 seed in MW tournament; Last three losses for SDSU have been by one point
M.17	[9] Creighton (truTV)	6:27 p.m. » SDSU trails all-time series, 4-3, but has won last two meetings on neutral floors (86-80 over No. 20 Creighton on N.29.13 and 83-52 on N.28.19)

^ - Payom Wooden Legacy, Anaheim Arena, Anaheim, Calif.; # - Jerry Colangelo Classic, Footprint Center, Phoenix, Ariz.; * - Mountain West game. + - MW Tournament (Thomas & Mack Center, Las Vegas Nev.). # - NCAA First Round (Dickies Arena, Fort Worth, Calif.). All times are local to the site. Games and times are subject to change.

national coach of the year and twice named Mountain West Coach of the Year. Among first time head coaches who started in the 2017-18 season, Dutcher's 119 wins are the most (Furman's Bob Richey is the only other coach with 100-plus victories).

BRADLEY ADDS NABC HONOR TO HIS TROPHY CASE

Senior guard Matt Bradley has earned inclusion on the National Association of Basketball Coaches (NABC) Division I All-District Team for District 17. The award is voted on by NABC-member coaches across NCAA Division I schools and Bradley has earned second-team honors; it was announced from the NABC headquarters in Kansas City, Mo., on Tuesday.

Bradley, who earlier this month was named Mountain West Newcomer of the Year and a second-team performer by the media that regularly cover the league, led San Diego State, during his initial regular season on The Mesa in points (497), points per game (17.8), field goal (170), field goal attempts (375), 3-point field goals (53), 3-point field goal attempts (127), free throws (104) and free throw attempts (131), and was second in rebounds (147), rebounds per game (5.3), assists (75) and steals (31).

In league contests, his 19.7 points were third best and he was No. 4 in free throw percentage (.798) and 3-point field goals (2.47 per game), No. 6 in field goal percentage (.471), No. 9 in steals (1.18 per game) and defensive rebounds (5.00 per game), No. 12 in rebounding (5.71 per game), No. 14 in assists (2.82 per game).

Overall, in the Mountain West, he was No. 4 in free throw percentage (.794), No. 6 in 3-point field goals, No. 9 in scoring, No. 10 in field goal percentage (.453), No. 13 in rebounding and defensive boards (4.54 per game).

Twice this season in league play, Bradley totaled at least 80 points in a three-game stretch, including the last three games of the regular season (80 points), which helped secure his second Mountain West Player of the Week honor as well as ESPN National Player of the Week and Andy Katz's NCAA Digital March Madness Player of the Week.

Bradley scored in double figures 24 times in 28 regular season games, had 16 games of 15 or more points, 20 or more points in 12 games and set a career-high with 30 points at Wyoming on Feb. 28. He led the Aztecs in scoring on 17 occasions (SDSU was 14-3 in those games), in assists 12 times (8-4) and in rebounds six times (5-1). He knocked down multiple three pointers in 16 games and San Diego State went 13-3 in

MEDIA RELATIONS

MEDIA RELATIONS OFFICE

Fowler Athletics Center
5302 55th Street, Suite 3014
San Diego, CA 92182
Office: 619.594.5547
Fax: 619.582.6541

RICHARD STERN

Assistant Media Relations Director

Coach/Student-Athlete Interviews
E-Mail: rstern@sdsu.edu
Office: 619.594.5548
Cell: 408.318.8111

JAMIE MCCONEGHY

Assistant Athletic Director - Media Relations

E-Mail: jmcconeg@sdsu.edu
Office: 619.594.5348
Cell: 607.435.5577

SERIES VS. CREIGHTON

Series: Creighton leads, 4-3

Home: 1-1, Away: 0-3, Neutral: 2-0

Home (Viejas Arena).....	1-1 (0-1)
Away (CHI Health Center Omaha).....	0-3 (0-0)
Neutral	2-0

SDSU as Top 25 Team..... 0-0

vs. Top 25 Creighton Team 1-0

MW Era San Diego State leads, 2-1

Dutcher vs. Creighton..... 1-0

Date	SD	CU	Location	Score
D.16.48			Omaha	L 33-47
D.23.70			Omaha	L 68-73
J.18.73			San Diego (PG)	W 73-68
J.3.74			Omaha	L 61-79
N.30.11			San Diego (VA)	L 83-85
N.29.13	20		N-Fullerton (WL) (SF)	W 86-80
N.28.19			N-Las Vegas (LV) (SF)	W 83-52

d - day; PG - Peterson Gym, VA - Viejas Arena; SF - Semifinal; WL - Wooden Legacy; LV - Continental Tire Las Vegas Invitational; AP/USA Today Polls - National ranking at game time.

SERIES HISTORY VS. BIG EAST

vs. CURRENT MEMBERSHIP

vs. Big East Conference: 7-15 (H: 1-6, A: 0-9, N: 6-0)

Streak: W6 (last: N.25.21 vs. Georgetown)

	W	L
Butler		
Creighton	3	4
DePaul	0	2
Georgetown	1	1
Marquette	1	3
Providence	0	2
St. John's	1	0
Seton Hall		
UCConn	0	1
Villanova	0	3
Xavier	1	0
TOTAL	7	15

AZTECS IN THE MIDWEST REGION

Below is a look at the four previous times San Diego State has competed in the Midwest Region.

Date	SDSU vs. Opponent and Seeds	Location	Result
M.15.02	13 vs. 4 Illinois	Chicago, Ill.	L, 64-93
M.18.10	11 vs. 6 Tennessee	Providence, R.I.	L, 59-62
M.16.12	6 vs. 11 N.C. State	Columbus, Ohio	L, 65-79
M.19.21	6 vs. 11 Syracuse	Indianapolis, Ind.	L, 62-78

700, 600, 100 CLUB

Among players who have competed for the Aztecs in the Dutcher/Fisher era, four have scored at least 700 points, grabbed at least 600 rebounds and rejected at least 100 shots. (Listed by total blocks)

	Pts.	Rebs.	Blks.
Nathan Mensah (2019-Present)	732	665	169
Malik Pope (2015-18)	1,111	636	113
Aerick Sanders (2001-04)	806	686	105
Billy White (2008-11)	1,294	614	102

those contests. He shot over 50.0 percent in eight of the team's last 14 games and over 40.0 percent in 18-of-28 games. Bradley's is the 27th NABC all-district honor for an Aztec since the 2005-06 season.

BROTHER VS. BROTHER

When the 2022 NCAA Tournament bracket was revealed and 8-seed San Diego State was playing 9-seed Creighton, one story line that was also revealed was that SDSU senior guard Adam Seiko would be playing in a game against his younger brother Bluejay freshman forward Arthur Kaluma.

The last time the brothers were on the same court was this past summer when as teammates they competed on the Ugandan National Team in AfroBasket 2021. In 5 games, all as a starter, Seiko averaged 13.0 points (.488 FG%, .469 3FG% & 1.000 FT%), 3.4 rebounds, 2.5 assists & 1.2 steals. Kaluma, who also started all five games in the event, averaged 13.2 points per game.

THE MIDWEST REGION & THE CITY OF FORT WORTH

San Diego State is competing in the Midwest Region for the fifth time in program history and second time in as many years. The region has not been kind to the Aztecs in its previous four experiences.

San Diego State first played in the Midwest Region in 2002 as a 13-seed against 4-seed Illinois in the United Center in Chicago, Ill., and fell to the Illini 93-64. SDSU returned to the region in 2010 as an 11-seed and were beaten in Providence, Rhode Island's Dunkin' Donuts Center by 6-seed Tennessee, 62-59. Two years later, in Nationwide Arena in Columbus, Ohio, the 6-seed Aztecs were the victims of 11-seed North Carolina State, 79-65 and last year at Hinkle Fieldhouse in Indianapolis, Ind., as the 6 seed, the Aztecs fell to 11-seed Syracuse, 78-62.

While this will be the Aztecs first foray to Fort Worth for an NCAA tournament game, it is not the program's first visit. As conference rivals, in both the Western Athletic Conference and the Mountain West, San Diego State has played against TCU on eight occasions and own a 6-2 advantage in those games, including posting wins in each of its last four trips to the city.

THE AWARDS

- Senior guard **Matt Bradley** earned first-team all-conference by the coaches and was named newcomer of the year by the coaches and media. Bradley, who announced that he plans to return to school next season, finished the regular season averaging 17.0 points, 5.4 rebounds and 2.6 assists per game. He is playing sensational of late, averaging 18.0 points, 5.8 rebounds, and 2.9 assists, while connecting on 128-of-283 (45.2 percent) and 49-of-103 (47.6 percent) of his three-point field goal attempts over his last 21 games.
- If that was not enough, **Bradley** was named ESPN and NCAA national player of the week for scoring 80 points and adding 21 rebounds in helping the Aztecs go 3-0 in a six-day period in the beginning of March.
- Senior forward **Nathan Mensah** swept the Mountain West Conference Defensive Player of the Year honors. The anchor of the nation's number two ranked defense (per KenPom), led the league in blocked shots. Mensah, who was a third-team all-conference selection by the media, is averaging 7.3 points, 7.1 rebounds and 2.2 blocked shots in the regular season.
- Sophomore forward **Chad Baker-Mazara** earned sixth man of the year honors by the coaches. He averaged 6.0 points, 2.0 rebounds for the season but has seen his number rise considerably of late. In his last nine outings heading into the conference tournament, Baker-Mazara was averaging 9.0 points, 2.7 rebounds and has made 8-of-15 (53.3 percent) from bonus distance.
- Sophomore guard **Lamont Butler** earned inclusion on the all-defensive team. He wrapped up the regular season ranked second in the league in steals, averaging 1.8 per game. He entered the Mountain West tournament ranked No. 61 nationally and his 45 total steals rank No. 188 in the nation.

HOW WE WIN

- Once again this season San Diego State ranks among the nation's best in defense. For the entire season, the Aztecs are 2nd in scoring defense (57.7), 4th in field goal percentage defense (38.2), 6th in two-point field goal percentage (43.1) and 8th in effective field goal percentage (44.0). In addition, the Aztecs are 2nd in Kenpom adjusted defensive efficiency (85.9).
- San Diego State has won 35 straight games when scoring at least 65 points.
- San Diego State has won 31 consecutive games when shooting 50 percent or better from the field (something the Aztecs have done in four of their last 11 games).
- San Diego State is 37-1 the last 38 times it has outrebounded its opponent.
- San Diego State is 10-0 this season and 12-0 in his career when Keshad Johnson scores in double figures.
- San Diego State is 19-2 in Trey Pulliam's career when he scores 10 or more points.
- San Diego State is 12-2 in Nathan Mensah's career when he reaches double figures in rebounds.

OUR RESUME

Below is a look at some highlights from San Diego State's NCAA tournament resume.

- San Diego State is playing its best basketball of the season. The Aztecs are 12-3 in their last 15 games with just three one-point road losses at NET No. 28 Colorado State (57-58) and at NET No. 29 Boise State (57-58).
- San Diego State continues to boast an impressive NCAA metric profile. The Aztecs are 25th in the NET (tops in the MWC), 22nd in KenPom (tops in the MWC), 28th in BPI (tops in the MWC) and 31st in Sagarin Rating (tops in the MWC).
- San Diego State has quality wins, including a 10-point neutral court win over No. 19 Saint Mary's (63-53), a 30-point win over No. 28 Colorado State (79-49), a 7-point win at No. 50 Wyoming, 19-point win over No. 60 Utah State (75-56) and a 17-point win at No. 73 Fresno State (61-44).
- San Diego State entered the tournament 18-0 in games against teams currently in Quadrants 2, 3 and 4. As of Sunday, San Diego State is one of eight teams nationally that is perfect in games outside of Q1 (No. 1 Gonzaga 16-0, No. 2 Arizona 25-0, No. 5 Kentucky 17-0, No. 7 Tennessee 15-0, No. 11 Auburn 19-0, No. 9 Texas Tech 17-0, No. 19 Saint Mary's 20-0 and No. 25 San Diego State 18-0).
- As of March 14, San Diego State has played its most games in Quadrant 1, with 13 Quad 1 games played out of 31 total contests.
- As of March 14, The Aztecs are 5-8 in Q1 games, but it is worth noting that only two of those 13 games were played at home.
- San Diego State has suffered three one-point road/neutral losses (at NET No. 28 Colorado State and at No. 29 Boise State).
- San Diego State has suffered three losses in which it held a lead in the final 66 seconds of the game.
- San Diego State has the number two ranked defense in the nation (per KenPom).
- In three of San Diego State's four conference losses, the Aztecs have held a lead inside the final 64 seconds of the game (vs. Boise, at Colorado State and at Boise State). By contrast, three of San Diego State's 13 conference victories have come by at least 25 points (Colorado State, UNLV and New Mexico) and eight have been by double-figure margins.
- That is a major reason San Diego State owns the league's best scoring margin in conference play at +9.2 (second is Boise State at +6.6).

SERIES HISTORY VS. CREIGHTON

- This is the eighth meeting between San Diego State and Creighton with the Bluejays owning a 4-3 advantage in the series.
- The Aztecs have won the last two meetings in the series, each played on neutral courts. SDSU defeated then No. 20 Creighton, 86-80, in the semifinals of the Wooden Legacy on Nov. 29, 2013 and then beat Creighton, 83-52, in the semifinals of the Continental Tire Las Vegas Invitational on Nov. 28, 2019.
- The first meeting, a 47-33 Creighton win in Omaha, came on Dec. 16, 1948. The teams didn't play again until 22 years later in 1970 (Dec. 23), which began a stretch of three games in just over three years with two going to the Bluejays (73-68 on Dec. 23, 1970 and 79-61 on Jan. 3, 1974 both in Omaha) and one going to the Aztecs (Jan. 18, 1973 in San Diego) in Peterson Gym.
- Brian Dutcher has been on the Aztec sideline for the last three meetings where SDSU is 2-1.
- Four of the seven meetings have been decided by six or less points.
- All-time series meetings against Creighton can be found in the column on page four.
- Career stats of current San Diego State student-athletes against the Bluejays are located below.

Player	Record	GP	GS	Min.	Avg.	FG-A	Pct.	3FG-A	Pct.	FT-A	Pct.	OR	DR	TR	RPG	Ast.	TO	Blk.	Stl.	Pts.	PPG
Aguek Arop	1-0	1	0	12-12.0	3-5	.600	0-1	.000	1-1	1.000	2	3	5	5.0	1	2	0	1	7	7.0	
Nathan Mensah	1-0	1	1	18-18.0	1-2	.500	0-0	.000	1-2	.500	1	5	6	6.0	0	1	2	2	3	3.0	
Adam Seiko	1-0	1	0	12-12.0	1-2	.500	1-1	1.000	0-0	.000	0	2	2	2.0	0	0	0	0	3	3.0	
Trey Pulliam	1-0	1	0	16-16.0	0-2	.000	0-0	.000	0-0	.000	0	0	0	0.0	3	2	0	0	0	0.0	
Keshad Johnson	1-0	1	0	3-3.0	0-1	.000	0-0	.000	0-0	.000	1	2	3	3.0	1	1	0	0	0	0.0	

LAST TIME VS. CREIGHTON

San Diego State 83, Creighton 52

Nov. 28, 2019 | Las Vegas Invitational Semifinal | Orleans Arena | Las Vegas, Nev. | Attn: 4,855

LAS VEGAS -- Malachi Flynn had 21 points as the San Diego State Aztecs won their seventh consecutive game to open the season, easily defeating Creighton 83-52 in the Continental Tires Las Vegas Invitational on Thursday night.

"Malachi was fantastic," Aztec head coach Brian Dutcher said. "He finally got a shooting game. He put up 21 and he did it easy. He did not force his game. He took what the defense gave him. We shared the ball. We had 20 assists on 29 baskets. That is good basketball. As long as we continue to share the ball and play the right way we will be rewarded."

Trailing 22-20 with 7:08 to play in the first half, San Diego State went on an 18-0 run in a little over six minutes to break the game open and took a 40-25 lead into the intermission.

The run featured four three-pointers, including a pair from Matt Mitchell, who scored eight points in the spurt and finished the game with 16.

"We have great depth and you can't discount that" Dutcher said. "We keep fresh legs and I looked at the halftime stats and they had a guy who played 20 minutes and 19 minutes. Our defense sometimes may not be effective early in the game but it is a cumulative effect. We wear the team down. We have the numbers and we keep running guys in. I believe in all the guys we have in the game."

Yanni Wetzell added 15 points, his fourth straight game in double figures in the scoring column, and Jordan Schakel had 13 points for San Diego State.

The Aztecs out rebounded the Bluejays 37-21 and forced Creighton into 15 turnovers which they used to score 23 points. The Aztecs biggest lead of the game was 36 (81-45) points with 2:56 to play before taking the 83-52 victory.

Mitch Bollock had 12 points for the Bluejays (4-2). Shereef Mitchell added 10 points.

San Diego State plays Iowa for the championship of the 2019 Continental Tires Las Vegas Invitational on Friday at 5 p.m. and Creighton plays Texas Tech in the consolation game at 7:30 p.m.

IT STARTS WITH DEFENSE

The Aztecs' calling card is defense. Entering the Mountain West Championship tournament...

- San Diego State is No. 2 in adjusted defensive efficiency according to KenPom.
- San Diego State is No. 5 in effective field goal percentage defense according to KenPom.
- San Diego State is No. 6 in 2-point percentage defense according to KenPom.
- San Diego State is No. 16 in block percentage according to KenPom.
- San Diego State is No. 29 in turnover percentage according to KenPom.
- San Diego State is No. 33 in 3-point percentage defense according to KenPom.
- San Diego State is No. 42 in steal percentage according to KenPom.
- San Diego State's .382 field goal percentage defense is No. 4 in the nation, leads the Mountain West and only nine times this season, has allowed a better than .400 field goal percentage.
- San Diego State is ranked 2nd nationally in scoring defense (57.7 ppg), leads the Mountain West and has held its opponents to 60 or fewer points 20 times in 31 games and has allowed more than 66 points just three times this season.
- San Diego State ranks 36th nationally & 1st in the Mountain West in blocked shots per game (4.7).
- San Diego State ranks 36th in the nation and No. 1 the Mountain West in 3-point field goal defense (.304) and held Long Beach State (11/30) without a three on 11 attempts.
- San Diego State's 146 total blocked shots are 40th in the nation & lead in the Mountain West.
- San Diego State ranks 68th in turnovers forced (14.29 per game) which leads the Mountain West.
- San Diego State ranks 81st nationally and No. 1 in the Mountain West in steals per game (7.5).

KEYS TO VICTORY

- San Diego State is 21-1 this season when leading at the half. (SDSU is 167-20 (.896) in the last 187)
- San Diego State is 21-0 this season when leading with five minutes to play. (SDSU is 363-12 (.968) in the last 375)
- San Diego State 17-5 this season when scoring first. (SDSU is 200-53 (.791) in the last 253)
- San Diego State is 19-1 this season when it has outrebounded its opponent. (SDSU is 226-36 (.863) in the last 262)
- San Diego State is 20-2 this season when it shoots a higher field goal percentage. (SDSU is 263-17 (.935) in the last 280)
- San Diego State is 18-4 this season when it limits its opponent to a 40% or lower shooting percentage. (SDSU is 289-38 (.884) in the last 327)
- San Diego State is 15-5 this season when it holds its opponent to under 60 points. (SDSU is 75-7 (.915) in the last 82)

BEST ROAD & NEUTRAL RECORDS

Below is a look at the best road & neutral records in the nation since the start of the 2009-10 campaign. (through the games of March 12)

Rk.	Team	W	L	Pct.
1.	Gonzaga	200	49	.803
2.	Kansas	174	72	.707
3.	Duke	172	72	.705
4.	Villanova	173	79	.687
5.	Wichita State	149	76	.662
6.	Kentucky	159	83	.657
7.	Belmont	161	90	.641
8.	San Diego State	148	84	.638
9.	Saint Mary's	130	75	.634
10.	Virginia	137	80	.631

BEST OF THE BEST...OF THE BEST

Below is a look at the best records since the start of the 2009-10 campaign. (through the games of March 13)

Rk.	Team	W	L	Pct.
1.	Gonzaga	392	62	.863
2.	Kansas	381	84	.819
3.	Duke	365	93	.797
4.	Kentucky	365	100	.785
5.	Wichita State	334	103	.764
6.	Villanova	338	105	.763
7.	Saint Mary's	327	104	.759
8.	San Diego State	332	108	.755
9.	Belmont	321	105	.754
10.	Arizona	333	112	.748

BEST HOME RECORDS

Below is a look at the best home records in the nation since the start of the 2009-10 campaign. (through the games of March 13)

Rk.	Team	W	L	Pct.
1.	Kansas	207	12	.945
2.	Gonzaga	192	13	.937
3.	Kentucky	206	17	.924
4.	Belmont	160	15	.914
5.	South Dakota State	160	17	.904
6.	Duke	193	21	.902
7.	San Diego State	184	24	.885
8.	Stephen F. Austin	174	23	.883
9.	Murray State	171	24	.877
10.	Arizona	192	27	.877

BEST ROAD RECORDS

Below is a look at the best true road records in the nation since the start of the 2009-10 campaign. (through the games of March 7)

Rk.	Team	W	L	Pct.
1.	Gonzaga	105	23	.820
2.	Wichita State	101	42	.706
3.	Saint Mary's	91	42	.684
4.	Kansas	91	46	.664
5.	Villanova	100	55	.645
6.	Belmont	128	73	.637
7.	Vermont	127	74	.632
8.	Murray State	107	63	.629
9.	San Diego State	93	57	.620
10.	Virginia Commonwealth	92	57	.614

STAY CONNECTED

- ▶ Athletics Website: goaztecs.com
- ▶ Twitter: @GoAztecs / @Aztec_MBB
- ▶ Facebook: [facebook.com/goaztecs](https://www.facebook.com/goaztecs)
- ▶ Instagram: @goaztecs
- ▶ YouTube: [youtube.com/goaztecscom](https://www.youtube.com/goaztecscom)

2021-22 PLAYER HONORS

Matt Bradley

Mountain West Newcomer of the Year (coaches & media)

First-Team All-Mountain West (coaches)

Second-Team All-Mountain West (media)

Mountain West All-Tournament Team

Preseason Mountain West Newcomer of the Year

Mountain West Player of the Week (Jan. 10 & March 6)

NABC Second Team All-District 17

ESPN National Player of the Week (March 7)

NCAA Digital March Madness Player of the Week (March 7)

Jerry West Shooting Guard Award Preseason Watch List

John R. Wooden Award Preseason Watch List

Naismith Trophy Preseason Watch List

No. 24 among returning players in 2021-22

-Andy Katz (360 Podcast)

Preseason First-team All-Mountain West

No. 10 Impact Transfer (nationally)

-Jon Rothstein

Chad Baker-Mazara

Mountain West Sixth Man of the Year (coaches)

No. 10 Under the Radar Transfer (nationally)

-Jon Rothstein

Lamont Butler

Mountain West All-Defensive Team (coaches)

All-Tournament Team - Paycom Wooden Legacy

Keshad Johnson

Mountain West Player of the Week (Jan. 3)

Nathan Mensah

Defensive Player of the Year (coaches & media)

Mountain West All-Defensive Team (coaches)

Honorable Mention All-Mountain West (coaches)

Third-Team All-Mountain West (media)

Mountain West All-Tournament Team

No. 5 Breakout Player (nationally)

-Jon Rothstein

Purple - denotes Mountain West honors (preseason, in-season & postseason)

Black - denotes preseason honors

Red - denotes other in-season honors

- San Diego State is 13-3 this season when it commits fewer turnovers than its opponent. (SDSU is 127-22 (.852) in the last 149)
- **In 2019-20, the Aztecs' 16 road/neutral road wins were the most in the nation.**

WHAT TO EXPECT AFTER A LOSS

Following San Diego State's 53-52 loss in the Mountain West Championship game against Boise State on March 12, the Aztecs look to get back into the win column and the percentages certainly favor SDSU.

- The Aztecs are 15-1 in their last 16 games immediately following a loss.
- In situations where a loss is followed immediately by a home game, San Diego State has won 22 consecutive games.
- Since the start of the 2005-06 season, San Diego State has a 424-151 record (.737).
- Among those 151 defeats, San Diego State has suffered back-to-back losses on only 26 occasions.
- San Diego State, since the start of the 2005-06 season, has won 82.7 percent (124-of-150 games) of the time in games following a loss.

ROAD (AND NEUTRAL) WARRIORS

With San Diego State playing its 17th road/neutral contest of the season in the first round of the NCAA Tournament, here are some road and neutral site facts about SDSU:

- Since the start of the 2009-10 season, San Diego State's 95-58 (.620) record in road games is the **ninth best in the nation**.
- Since the start of the 2009-10 season, San Diego State's 148-88 (.638) record in road/neutral games is the **eighth best in the nation**.
- Since the start of the 2009-10 season, San Diego State's 66-43 (.606) in road games against the Mountain West, **which leads the conference**.

STREAKS ON THE LINE FOR THE AZTECS ON THURSDAY

When the Aztecs play its first round of the NCAA Tournament, here are the streaks that are on the line for SDSU:

- 37-game win streak when San Diego State is leading with five minutes to play.
- 31-game win streak when San Diego State shoots 50% or better.
- 12-game win streak when San Diego State leads at the half.
- 11-game win streak when San Diego State attempts more free-throws than its opponent.
- 8-game win streak when San Diego State outrebounds its opponent.
- 8-game win streak in games played on Thursday.
- 2-game win streak against Creighton.

AZTECS DON'T MISS A BEAT WITH DUTCHER

Brian Dutcher has been on The Mesa for 23 seasons, 18 of them as the top man on San Diego State Hall of Fame Head Coach Steve Fisher's bench. In that time, he experienced 384 victories, 10 Mountain West titles and helped the Aztecs to 14 postseason tournaments, including 11 NCAA appearances and a pair of Sweet 16 berths (2011, 2014).

- Since his ascension to the top job prior to the 2017-18 season, he has captured four Mountain West crowns and guided his team to the championship game in the league tournament each year.
- In his inaugural campaign, in 2017-18, he was the only first-year Division I head coach to guide his team to the NCAA Tournament.
- He is the only head coach in program history to win at least 21 games in each of his first five seasons.
- His 119 wins in his first five seasons are a program record for victories in a coach's initial five campaigns.
- **His 119 wins to date are the most of any first-time head coach who started at his current institution at the start of the 2017-18 season, and he is one of two in that group who has reached triple digit wins (also: Bob Richey, Furman)**

A LOOK BACK ON THE LAST 12 GAMES

In its last 12 games beginning at San Jose State (2/9) and running through the MW Championship game against Boise State (3/12), the Aztecs, known for stifling defense, have shown some offensive fire.

- During the 12 games (10-2), San Diego State won five contests by 10 or more points, two by seven, a five-point win and a pair of one-point victories, and fell by a point each to MW champion Boise State.
- San Diego State has shot 46.0 percent (290-of-631) from the field, and 40.6 percent (76-of-187) from distance.
- San Diego State has outscored its opponent 803-701 (+102 points), outrebounded them 405-363 (+42 rebounds), and had more assists, 143-123 (+20 assists).
- San Diego State has never trailed in the second half in seven of its eight wins.

WHAT HAPPENS IN LAS VEGAS...IS USUALLY GOOD FOR SAN DIEGO STATE

- Since the start of the 2008-09 campaign, San Diego State has 41 victories at Thomas & Mack Center. That is the most victories by any school in the nation in any venue in which they have not played a home game during that span. In second place is Villanova in Madison Square Garden with 34 victories.
- Despite falling to Boise State, 53-52, in the MW Championship Tournament game, San Diego State is 12-2 in its last 14 games at UNLV (games played at Thomas & Mack Center)

ONE WEEK...THREE PLAYER OF THE WEEK HONORS FOR BRADLEY

Senior guard Matt Bradley, in leading the Aztecs to a 3-0 record in the final week of the regular season, was named the **Mountain West Player of the Week** as well as the **ESPN National Player of the Week** and **Andy Katz's NCAA Digital March Madness Player of the Week**.

The San Bernardino, Calif., native averaged 26.7 points, 7.0 rebound and 2.3 assists for the week. He was 24-of-48 from the field (50.0 percent), 8-of-19 from distance (42.1 percent) and knocked down 24-of-29 attempts from the charity stripe (82.8 percent).

In the three games: at Wyoming on Monday (2/28), vs. Fresno State on Thursday (3/3) and at Nevada on Saturday (3/5) he totaled 80 points, marking the second time this season, in a three-game stretch he scored 80 or more points. Bradley scored 81 points in three games from Feb. 4-9, the most since Jamaal Franklin scored 84 in three games from Feb. 25-March 3, 2012.

The Aztecs started the week in Laramie Wyo., where Bradley led all scorers with 30 points on 10-of-20 shooting from the field, hit 5-of-9 triples and sank 5-of-7 free throws. He snatched five rebounds and led the team with four assists on the way to a 73-66 win. It is the only loss the Cowboys suffered at home this season and snapped a 14-game win streak for Wyoming on its home floor.

In an epic double overtime win over Fresno State, Bradley recorded his first double-double as an Aztec with a game-high 26 points and 10 rebounds. He was successful on 8-of-18 shots, including a 2-of-7 mark from beyond the arc and sank 8-of-10 free throws. His 10 boards

matched a career-best and he added a pair of assists, a steal and a block as the Aztecs defeated the Bulldogs 65-64.

Less than 48 hours later, San Diego State was in Reno for its final regular season game, a matchup against the Wolf Pack. The transfer from Cal, who earlier in the week announced that he would be returning to San Diego State next year, was 6-of-10 from the floor, including a 3-pointer and knocked down 11-of-12 free throws, including a pair with just 26 seconds remaining to give SDSU a 79-75 lead. Bradley shared the team lead with six rebounds and had an assist, as San Diego State held off a furious rally from Nevada to win 79-78.

This is the first time Bradley has been recognized as player of the week by either outlet and is the first time an Aztec has been recognized by either this year.

76 WINS IN LESS THAN THREE YEARS...AND MORE

Since the start of the 2019-20 season, San Diego State, through the games of March 5 has a 76-15 record.

- The 76 victories are the seventh most in three seasons in program history and its 83.5 percent winning percentage is the best for any Aztec teams over a three-year period since the start of its Division I era (1970-71).
- In four seasons, SDSU has racked up 97 wins which is the 8th most for San Diego State in its Division I era and its 77.6 percent winning percentage (97-28) is the fourth best in that time frame.
- In the five seasons Brian Dutcher has been at the helm of the program, his Aztecs 119 triumphs are the fourth most in program history and his 75.3 win percentage (119-39), is the best of any head coach in the 101 years of San Diego State basketball and the 12th best in the nation in that timeframe.

CALIFORNIA DREAMIN' FOR SDSU...CALIFORNIA NIGHTMARE FOR IN-STATE OPPONENTS

- San Diego State opened the 2021-22 season defeating in-state foe in UC Riverside and played six of its 11 non-conference games against California opponents, going 5-1 in those contests and 5-0 against its two in-state conference opponents (Fresno State three times, including MW quarterfinal game, & San Jose State).
- Since the start of the Coach Dutcher/Fisher era (1999-2000), the Aztecs are 123-34 (.783) against 24 of the other 25 current Division I schools in California (SDSU has not played Cal Baptist), and have a winning record against all but four of those 24 opponents, including a 19-9 record against Fresno State and 15-1 against San Jose State.
- In the last 94 home games against those same 24 opponents, and starting in 1999-2000, San Diego State is 83-11 (.883).
- In program history against the 24 schools, the Aztecs are 457-324 (.585) overall.

SAN DIEGO STATE VS. THE MOUNTAIN WEST CONFERENCE

- San Diego State is 409-308 vs. current members of the Mountain West Conference and had won 16-straight matchups against its conference opponents, prior to its loss to Boise State (Jan. 22).
- The Aztecs are 98-95 away from home against members of the Mountain West since the start of the 1999-00 season. Of those 98 victories, 50 have come by 10 or more points.
- On its home floor, the SDSU has a 240-90 (72.7 percent) record against the Mountain West, has won 17 of its last 18 league games and has outscored its opponents by 15.6 points per game in those contests.
- Overall San Diego State has won 57.0 percent (409-308) of its games against the current Mountain West teams (H: 240-90, A: 135-198, N: 34-20).

FAST BREAKS

- With its win against Colorado State (3/11), San Diego State improves to 16-15 in games against all ranked opposition since the start of the 2013-14 season. San Diego State is one of 11 teams in the nation to have a winning record against AP Top 25 teams during that span (min. 31 games played). The list: Villanova, Duke, Kansas, Gonzaga, Virginia, Arizona, Michigan State, Oregon, Kentucky, Baylor and San Diego State).
- With its win against Colorado State (3/11), San Diego State improves to 38-16 in the Mountain West tournament for a winning percentage of 70.4 percent. Those 38 wins are the most by any team – current or former – in league history (second currently is UNLV with 28).
- San Diego State won its 15th consecutive opening game in the Mountain West Conference tournament (3/10). It is the third-longest active streak nationally, trailing only Gonzaga (25) and Akron (17). SDSU is tied with New Mexico State (15) as Michigan saw its 14-game win streak in conference openers snapped on the same day.
- With its 65-64 win vs. Fresno State and a 79-78 win at Nevada, it is the first time in the Brian Dutcher/Steve Fisher era that San Diego State won consecutive one-point games in back-to-back games.
- Against Fresno State, San Diego State won its 20th game of the season. It is the fifth consecutive 20-win season (every season with Brian Dutcher as head coach), the 15th in the last 16 seasons and the 26th in school history.
- Versus Fresno State, San Diego State won in double overtime, and it was the first double OT game for the Aztecs since a Nov. 24, 2014, victory against Brigham Young in Maui (92-87).
- San Diego State has won at least 19 games in each of the last 17 seasons, which is tied for the third-longest active Division I streak of consecutive seasons with at least 19 victories (1. Kansas 39, 2. Gonzaga 25, 3. San Diego State, Belmont and Brigham Young 17, list includes this season with all teams on the list having reached at least 19 wins).
- San Diego State is the only team to defeat Wyoming in 14 games in the Arena-Auditorium this year (13-1) and snaps Wyoming's 14-game homecourt win streak, tied for the 13th longest streak nationally, dating to March 6, 2021 vs. UNLV.
- Matt Bradley scored a career-high 30 points, 5 rebounds and 4 assists at Wyoming. It is the most points for an Aztec player since Matt Mitchell scored 35 against Brigham Young (12-18-20) Fresno State's 41 points scored on Feb. 19 are the fewest points for the Bulldogs in any game since scoring 43 points against Colorado on Dec. 12, 2012 and the fewest points Fresno State has scored in the series since Feb. 16, 1978.
- San Diego State has 17 straight seasons of winning at least nine Mountain West Conference games, which is far and away the longest such streak in the league (next is Nevada at 6, entering this season).
- San Diego State defeated Fresno State for the sixth consecutive time (four of those games have been played in Fresno), going 3-0 against the Bulldogs this season.
- Since the start of the 2019-20 campaign, San Diego State is 4-0 at Fresno State while the rest of the nation is 12-24 playing against the Bulldogs at the Save Mart Center.
- San Diego State has handed Fresno State three of its last seven home losses and four of its last 13 losses at the Save Mart Center.
- This is the fifth consecutive season that the Aztecs have won at least four consecutive games during the month of February, which is tied for the third-longest active streak nationally (Duke 16, Gonzaga 6).
- The 19-point deficit (75-56 on 2/15) was tied for Utah State's largest loss of the season (also vs. Iowa on Dec. 18).

AZTEC COACHING STAFF

BRIAN DUTCHER, HEAD COACH

- 5th season as head coach (119-39 record, 66-22 MW)
- 23rd year at SDSU
- 1989 NCAA champion
- 3 NCAA title game appearances
- 19 NCAA tournament appearances
- 14-time Mountain West champion
- 2020 USA Today National Coach of the Year
- 2020 & 2021 MW Coach of the Year (coaches & media)
- 2020 & 2021 NABC District 17 Coach of the Year
- 2020 USBWA District IX Coach of the Year

DAVE VELASQUEZ, ASSISTANT COACH

- 9th season as assistant coach (224-77 record, 121-39 MW)
- 20th season at San Diego State, 9th as AC
- Started as a student manager in 2002-03, then head manager, walk-on, scholarship athlete, director of player development and now AC

CHRIS ACKER, ASSISTANT COACH

- 3rd season as assistant coach (76-15 record, 44-8 MW)
- 7th year as a Division I AC
- Was 92-9 in six years as HC at Citrus College in Los Angeles
- Won a state title w/ Citrus College in 2008
- Played professionally in both internationally and domestically

JAYDEE LUSTER, ASSISTANT COACH

- 1st season as assistant coach (23-8 record, 13-4 MW)
- 6th season as a Division I AC

30-WIN SEASONS IN CALIFORNIA (since 2010-11)

California schools that have compiled 30 win seasons since the start of the 2010-11 campaign.

San Diego State (3)
34-3 (2010-11)
31-5 (2013-14)
30-2 (2019-20)

Saint Mary's (1)
30-6 (2017-18)

UCLA (1)
31-5 (2016-17)

AZTECS NATIONALLY IN 2021-22 (through games of March 13)

TEAM RANKINGS

Scoring Defense (No. 2).....	57.7/g
Field Goal Percentage Defense (No. 4).....	.382
3-Point Field Goals Percentage Defense (No. 34).....	.304
Blocked Shots per Game (No. 36).....	4.7
Blocks (No. 40).....	146
W/L Percentage (No. 41).....	.742
Scoring Margin (No. 59).....	+7.6/g
Turnovers Forced (No. 68).....	14.3/g
3-Point Field Goal Percentage (No. 72).....	.358
Turnover Margin (No. 77).....	+1.6/g
Steals (No. 79).....	232
Steals per Game (No. 81).....	7.5

PLAYER RANKINGS

Matt Bradley (Guard)

Points per Game (No. 105).....	17.0
Points (No. 109).....	526
Field Goal Attempts (No. 110).....	406
Free Throws Made (No. 123).....	109
Field Goals Made (No. 137).....	180
Free Throw Attempts (No. 138).....	138
Free Throw Percentage (No. 183).....	.790
Field Goal Percentage (No. 207).....	.443
Defensive Rebounds per Game (No. 291).....	4.6
3-Point Field Goals (No. 313).....	57
3-Point Field Goals per Game (No. 338).....	1.8

Lamont Butler (Guard)

Steals per Game (No. 79).....	1.8
Total Steals (No. 173).....	46

Nathan Mensah (Forward)

Blocked Shots (No. 27).....	69
Blocked Shots per Game (No. 31).....	2.2
Offensive Rebounds per Game (No. 128).....	2.5
Rebounds (No. 145).....	219
Rebounds per Game (No. 154).....	7.1
Defensive Rebounds per Game (No. 285).....	4.6

Trey Pulliam (Guard)

Assist-to-Turnover Ratio (No. 208).....	1.63:1
Assists per Game (No. 229).....	3.4
Assists (No. 234).....	103

- San Diego State shot 62.5 percent from the field vs. Air Force (2/12), its highest field goal percentage in a game since shooting 68.2 percent against Wyoming on 2-19-13.
- **Matt Bradley's 81 points in the three games from Feb. 4 to Feb. 9 are the highest three-game total for an Aztec since Jamaal Franklin scored 84 points, Feb. 25-Mar. 3, 2012.**
- San Diego State is 31-7 during the month of February in the Brian Dutcher era.
- **San Diego State has won 34 straight games when scoring at least 65 points and is 67-1 the last 68 times when reaching that point total.**
- Against Nevada (2/6), Matt Bradley became just the fourth player in the Brian Dutcher/Steve Fisher era to post a game with at least 26 points, seven rebounds, three assists and three steals (also: Jalen McDaniels (1-26-19), Jamaal Franklin (12-30-11) and Brandon Heath (2-24-07).
- **San Diego State rallied from a 13-point deficit to win vs. Nevada (2/6). It is the largest deficit overcome for a victory since rallying from 16 down to defeat Pepperdine on 12-6-21.**
- The Aztecs have won 90 consecutive games at home when shooting 50 percent or better from the floor.
- Vs. Air Force (2/12) SDSU had six players score nine or more points and had a season-high seven dunks: Keshad Johnson 3, Nathan Mensah 3, Joshua Tomaic (1).

PLAYER TIDBITS

Senior Guard **Matt Bradley**

Overall: 17.0 points, 5.4 rebounds, 2.6 assists, 44.3 FG%

2021-22 Mountain West Newcomer of the Year (coaches & media)

2021-22 First-Team All-Mountain West (coaches)

2021-22 Second-Team All-Mountain West (media)

Mountain West All-Tournament Team

Mountain West Player of the Week (Jan. 10 & March 6)

NABC Second Team All-District 17

ESPN National Player of the Week (March 7)

Andy Katz's NCAA March Madness Player of the Week (March 7)

Two-time second-team All-Pac-12 (2019-20 & 2020-21)

- **81 points in the three games from Feb. 4-9 are the most in a three game stretch for an Aztec since Jamaal Franklin scored 84 points, Feb. 25-Mar. 3, 2012.**
- In his last six games is averaging 18.2 points, 6.7 rebounds, 2.3 assists and is shooting 45.0 percent (34-of-79), including 41.4 percent (12-of-19) from distance & 29-of-36 from the line (80.6 percent).
- **In the final three games of the regular season, he totaled 80 points, including a career-high 30 points at Wyoming, (26.7 ppg) and averaged 7.0 rebounds and 2.3 assists.**
- Has shot over 40 percent in 18 games this season and over 50 percent from the field in 12 games.
- **Against UNLV (1/24) & at Utah State (1/26), he was 18-of-23 from the field (.783), it is the highest two-game shooting percentage (min. 20 field goal attempts) for an Aztec since Aerick Sanders went 20-of-21 (.952) in back-to-back games against Cal Poly (12/18/03) and Eastern Washington (12/20/03).**
- In 25 career games against MW competition, 5 of which were at California, he has averaged 17.8 points, 5.4 rebounds and 2.5 assists & has a 19-6 record.
- **In 2020-21, was 1-of-5 players in Division I to average 18.0 points per game, while shooting at least .455 from the field, .364 from the bonus distance, a minimum of .821 from the line, and grabbing 4.6 rebounds per game.**
- 1,292 pts. in 85 career games entering 2021-22 (1-of-12 players nationally to score at least 1,290 points in the last three seasons).
- **Among active Division I players, ranks No. 40 in points per game (15.7), No. 38 in free throws made (406) & No. 50 in total points (1,815).**
- **Led the Aztecs w/23 points vs. UC Riverside (11/9) - the most in an Aztec debut since Jerome Habel scored 23 points vs. California on Nov. 18, 2006.**
- In the last 80 games has reached double figures 72 times, including 25 times (20-5) in 31 games as an Aztec.
- **The only active player in Division I, whose first collegiate season was in 2018-19, to have at least 1,815 points, 538 rebounds and has shot at least .400 in both the field and 3-point range.**

Senior Guard **Trey Pulliam**

Overall: 8.5 points, 2.5 rebounds, 3.4 assists, 1.1 steals, 39.3 FG%

2020-21 Honorable Mention All-Mountain West (media)

- In 15 away/neutral games this season, is averaging 8.5 points, 3.6 assists, 2.4 rebounds and 16 steals.
- When he reaches double figure scoring, SDSU is 19-2 in his Aztec career.
- In his San Diego State career has compiled a 76-15 record
- **In his last 41 games, has averaged 9.0 points, 3.6 assists, 2.6 rebounds compared to 4.0 points, 2.3 assists and 2.3 rebounds in his first 49 games as an Aztec.**
- Can play both point and shooting guard & scores from all three levels.
- **In 57 career games vs. Mountain West competition (48-9) is averaging 5.9 points with 2.4 rebounds, 2.7 assists and 1.0 steals.**
- His combined 30 points vs. Cal State Fullerton (12/8) & Saint Mary's (12/17) is the highest two-game output of his major college career.
- **At the start of this season, among players who began their DI career in 2019-20 and are still competing, his 53 victories and .883 winning percentage (53-7) in his first two seasons ranked 2nd in the NCAA and his 159 assists are tops among the group.**
- Equaled a major college career-bests with 8 assists vs. Georgetown (11/25) & at Fresno State (2/19) and 7 rebounds vs. Cal State Fullerton (12/8).
- In his SDSU career, when he totals at least four assists in a game, the Aztecs are 25-4 and he averages 5.3 dimes in those contests.
- Missed the first game of his Aztecs career at UNLV (1/1), snapping a 71-game streak, which included 39 straight starts.
- **For his career (88 games) has a 1.97:1 assist-to-turnover ratio.**
- 19 of his 21 career double figure scoring games have come in the last 41 contests.
- **In 2019-20 scored a career-high 18 points on 6-of-6 shooting from the floor at UNLV (1/26), becoming the fifth player in the Dutcher/Fisher era, and first since Zylan Cheatham (vs. Savannah State, 11-28-16), to score at least 18 points without missing a shot from the field (previous four players: Cheatham, Aerick Sanders, Kyle Spain and Billy White).**
- Has played 30+ minutes in 20-of-30 games this year, including six in a row to start the season..

Sophomore Guard **Lamont Butler**

Overall: 7.5 points, 2.0 rebounds, 2.1 assists, 1.8 steals, 39.0 FG%

2021-22 Mountain West All-Defensive Team
Paycom Wooden Legacy All-Tournament Team

- No. 2 in the MW & No. 79 in the nation in steals per game (1.8).
- In 3 games in the MW tourney averaged 9.7 points on 52.9 percent shooting (9-of-17) and 2.3 assists.
- Scored in double figures (10.7 ppg) vs. Long Beach State, Colorado State & Boise State, the longest streak of consecutive double digit games in his career.
- When he has three or more steals in a game, he averages 9.4 points, 3.6 steals, 2.6 rebounds, 2.9 assists.
- The team is 42-12 in games in which he has played, and is 20-6 in his starts where he is averaging 7.5 points, 2.2 rebounds & 2.3 assists.
- Appeared in the first 35 games of his college career, including two starts in 2020-21 and five games this year before an injury vs. Long Beach State shelved him for 40 days/5 games.
- In games in which he has a minimum of 3 assists, SDSU is 15-2, and he averages 8.1 points, 3.6 assists, 2.3 rebounds and 1.9 steals.
- Dished out a career-high 6 assists vs. Wyoming (1/28/21).
- Scored a career-best 16 points (6-of-6 FG & 3-of-3 3FG) vs. Georgetown (11/25) in the semifinal of the Paycom Wooden Legacy (the first SDSU player in 26 seasons to post a perfect night shooting from the field with at least six field goal attempts and at least three 3-point field goal attempts).
- Was the only freshman to appear in all 28 games last year & earned his first two starts at Air Force (1/22/21 & 1/24/21), and this season has played in 20 games, including earning a starting assignment in each of the last 18 contests.
- His 13 points at Utah State (1/16/21) are the most by a San Diego State true freshman since Matt Mitchell scored 17 points at Air Force on Feb. 21, 2018.
- Combine his 13 pts & 5 steals at Utah State (1/16/21) and he is just the third San Diego State true freshman to have at least that many points and steals in a game since the start of the 1996-97 season (Kyle Spain & Richie Williams in 2005-06).
- Is the first Aztec true freshman to start back-to-back games (1/22/21 & 1/24/21 vs. Air Force) since Nathan Mensah on March 15 & 16 in the 2018-19 season and is just the third freshman in the last four-plus seasons to start a game for SDSU (Matt Mitchell & Nathan Mensah).
- Is the only player to compile at least 13 points & 5 five rebounds off the bench (at Utah State on 1/16/21) for SDSU, regardless of class, in the last 25 years.
- Passed NBA Hall of Famer Reggie Miller as Riverside Poly High School's all-time leading scorer with more than 1,800-career points, shooting .432 (642-of-1,485) from the floor, with 559 assists and 271 steals.

Senior Forward **Nathan Mensah**

Overall: 7.3 points, 7.1 rebounds, 2.2 blocks, 48.4 FG%

2021-22 Mountain West Defensive Player of the Year (coaches & media)
2021-22 Third-Team All-Mountain West (media)
2021-22 Honorable Mention All-Mountain West (coaches)
2021-22 Mountain West All-Defensive Team
2022 Mountain West All-Tournament Team
2020-21 Honorable Mention All-Mountain West (coaches & media)
2020-21 Mountain West All-Defensive Team
Leads the MW & No. 31 nationally in blocks per game (2.2)

- Has at least one block in 43-of-54 MW games & has multiple blocks in 24 of those 43, including matching his career-high 4 in a MW game: at UNLV (1/1) & vs. New Mexico (1/31).
- The only player who stands 6-10 or taller with a game with at least five steals and four blocks (vs. New Mexico, 1/31/22) and since the 1996-97 season is the second Aztec (Matt Watts vs. San Jose State, 2/27/99).
- Enters the NCAA Tournament game No. 3 on the program's career blocks list with 169 and is No. 32 among active Division I shot blockers.
- One of five 6-10 or taller players nationally who in 31 or fewer games has blocked at least 69 shots and has at least one made 3-pointer.
- Against Long Beach State grabbed 11 rebounds without scoring a point. He is the only Aztec, since the start of the 1996-97 season, to grab double digit rebounds in a game but not appear in the scoring column.
- His 1.59 blocks per game for his career is the fourth highest among Aztecs who have at least 100 rejections in their career and is higher than San Diego State Hall of Fame inductee Michael Cage (1.05).
- Had at least one block (50 total) in 24 straight games, snapped at Colorado State (2/4), & has at least one block in 41 of his last 43 contests.
- Has recorded multiple blocks in 20 of the last 29 games for a total of 66 swats in that time (2.3 blocks per contest).
- With 11 rebounds vs. Long Beach State (11/30) became the seventh player in the Dutcher/Fisher era (since the start of the 1999-00 season) to score 500 points, grab 500 rebounds and block 100 shots as an Aztec.
- Established a career-best w/ 19 points (9-of-12 FGs) vs. UC San Diego (12/22).
- In 2020-21, was one of three players in Division I to record at least 18 points, 13 rebounds and 6 blocks in a game and among them had the best shooting .889 (8-of-9 FGs) & free throw percentage 1.000 (2-of-2).
- In his career when he grabs double digit boards, the Aztecs are 13-2.

Junior Forward **Keshad Johnson**

Overall: 7.2 points, 4.6 rebounds, 1.0 assists, 55.2 FG%

Mountain West Player of the Week (Jan. 3)

- In his last 9 games, is averaging 8.0 pts on 36-of-66 FG (.643) with 3.9 rebounds & 0.8 assists.
- In road/neutral games in 2021-22 is averaging 5.9 points on 37-of-75 FG (.493) with 4.6 rebounds and 0.6 steals.
- Best three-game offensive stretch of his career came from Air Force (2/12) to Fresno State (2/19) where he averaged 12.4 points, 4.3 rebounds and 1.3 assists and the Aztecs went 3-0 over those games.
- In 18 games as a freshman, played double digit minutes three times. In the last two seasons (52 games), has done it 47 times, including in 39 of the last 40 games.
- In his career, when he has at least 4 rebounds in a game the Aztecs are 27-5, and he averages 7.3 points, 6.0 rebounds and 1.1 assists in those games.
- Has reached double figure scoring 10 times this year and is in the scoring column in 29-of-31 appearances overall, both career highs.
- When he grabs multiple offensive boards in a game, including the Aztecs 79-49 win over No. 20 Colorado State (1/8) and No. 23 Colorado

AZTECS IN THE MOUNTAIN WEST (through games of March 13)

TEAM RANKINGS

Scoring Offense (No. 8)	65.3/g
Scoring Defense (No. 1)	57.7/g
Scoring Margin (No. 3)	+7.6/g
Field Goal Percentage (No. 9)433
Field Goal Percentage Defense (No. 1)382
Three-Point Field Goal Percentage (No. 2)358
Three-Point Field Goal Percentage Defense (No. 1)304
Free Throw Percentage (No. 8)695
Rebounding Offense (No. 4)	35.1/g
Rebounding Defense (No. 6)	32.4/g
Rebounding Margin (No. 5)	+2.4/g
Offensive Rebounds per Game (No. 2)	9.8/g
Defensive Rebounds per Game (No. 5)	25.3/g
Assists (No. 7)	11.9/g
Assist-to-Turnover Ratio (No. 10)	0.94:1
Turnover Margin (No. 2)	+1.6/g
Steals (No. 1)	7.5/g
Blocked Shots (No. 1)	4.7/g

PLAYER RANKINGS

Aguek Arop (Forward)

Offensive Rebounds (No. 10)	1.54/g
-----------------------------------	--------

Matt Bradley (Guard)

Free Throw Percentage (No. 5)790
3-Point Field Goals (No. 6)	1.84/g
Scoring (No. 9)	17.0/g
Field Goal Percentage (No. 11)443
Defensive Rebounds (No. 13)	4.58/g
Rebounding (No. 13)	5.35/g

Lamont Butler (Guard)

Steals (No. 2)	1.77/g
----------------------	--------

Keshad Johnson (Forward)

Blocked Shots (No. 15)	0.61/g
------------------------------	--------

Nathan Mensah (Forward)

Blocked Shots (No. 1)	2.23/g
Offensive Rebounds (No. 5)	2.45/g
Rebounding (No. 7)	7.06/g
Defensive Rebounds (No. 12)	4.61/g

Trey Pulliam (Guard)

Assist-to-Turnover Ratio (No. 7)	1.63:1
Assists (No. 10)	3.43/g

2021-22 MW STANDINGS (Regular Season Final)

	Conference			Overall		
	W	L	Pct.	W	L	Pct
Boise State (rv/rv)	15	3	.833	24	7	.774
Colorado State (23/24)	14	4	.778	24	4	.857
San Diego State (rv/rv)	13	4	.765	21	7	.750
Wyoming (rv/rv)	13	5	.722	24	7	.774
UNLV	10	8	.556	18	13	.581
Fresno State	8	9	.471	18	12	.600
Utah State	8	10	.444	17	14	.548
Nevada	6	11	.333	12	17	.414
New Mexico	5	12	.294	13	18	.419
Air Force	4	13	.235	11	17	.393
San Jose State	1	17	.056	8	22	.267

2021-22 MW PREDICTED ORDER OF FINISH

Place	Team	Points (1st place votes)
1.	Colorado State	207 (11)
2.	San Diego State	201 (7)
3.	Nevada	189 (2)
4.	Boise State	147
5.	Utah State	127
6.	Fresno State	119
7.	UNLV	109
8.	New Mexico	79
	Wyoming	79
10.	San Jose State	40
11.	Air Force	23

SERIES HISTORY VS. MOUNTAIN WEST

vs. CURRENT MEMBERSHIP

vs. MW: 411-309 (H: 240-90, A: 135-198, N: 36-21)

Streak: L1 (last: M.12.22 vs.Boise State)

School	All-Time	MWC	Streak
	W-L	W-L	
Air Force	62-24	32-14	Won 6
Boise State	17-10	16-10	Last 3
Colorado State	48-43	35-16	Won 1
Fresno State	69-56	14-8	Won 7
Nevada	24-6	19-3	Won 8
New Mexico	43-48	26-22	Won 3
San Jose State	45-35	15-1	Won 9
UNLV	40-37	36-20	Won 3
Utah State	15-9	16-6	Won 1
Wyoming	48-41	30-17	Won 8
TOTALS	411-309	238-117	Last 1

2021-22 MW PLAYERS OF THE WEEK

Player of the Week

Nov. 15	Justin Bean, Sr., F, Utah State
Nov. 22	Justin Bean, Sr., F, Utah State
Nov. 29	A.J. Walker, Sr., G, Air Force
Dec. 6	Graham Ike, So., F, Wyoming
Dec. 13	David Roddy, Jr., F, Colorado State
Dec. 20	Grant Sherfield, Jr., G, Nevada
Dec. 27	Hunter Maldonado, Sr., G, Wyoming
Jan. 3	Keshad Johnson, Jr., F, San Diego State
Jan. 10	Matt Bradley, Sr., G, San Diego State
Jan. 17	Orlando Robinson, Jr., F, Fresno State
Jan. 24	Hunter Maldonado, Sr., G, Wyoming
Jan. 31	Bryce Hamilton, Sr., G, UNLV
Feb. 7	Hunter Maldonado, Sr., G, Wyoming
Feb. 14	Graham Ike, So., F, Wyoming
Feb. 21	Grant Sherfield, Jr., G, Nevada
Feb. 28	Abu Kigab, Sr., F, Boise State
Mar. 6	Matt Bradley, Sr., G, San Diego State

State (3/11), he averages 6.6 points & 5.8 rebounds and SDSU is 18-5 in those games.

- Second on the team in dunks (30), including a single-game team high 4 vs. Long Beach State (11/30).
- Recorded the second double double of the season & his career with 14 pts & 10 rebs. vs. New Mexico (1/31).
- Has broken into the starting lineup this year with an opening tip nod in each of the team's first 31 contests.

Senior Guard Adam Seiko

Overall: 5.3 points, 2.0 rebounds, 1.0 assists, 0.5 steals, 41.4 FG%

- His calling card is "3 and D"... 3-pointers and defense.
- Made 10 consecutive 3-pointers from the Cal State Fullerton game to the UC San Diego contest. In available information he is the only player to reach double digits consecutive made 3-pointers this year and the first to do so since Kyle Guy (Virginia) made 11 in a row in the 2018-19 season.
- 98-of-127 career buckets (77.2 percent) have been from distance and 259-of-319 shots (81.2 percent) have come from beyond the three-point line.
- Entered 2021-22 averaging 1.5:1 assist-to-turnover ratio and 1.4 turnovers per 40 minutes played.
- In 5 games competing for the Ugandan National Team in AfroBasket 2021, averaged 13.0 points (.488 FG%, .469 3FG% & 1.000 FT%), 3.4 rebounds, 2.5 assists & 1.2 steals.
- His 4-of-4 shooting from beyond the arc vs. Saint Mary's (12/17) marks the ninth time in the Dutcher/Fisher era that an SDSU player has been perfect from three-point range, minimum four attempts, in a game.
- San Diego State is 47-12 (.797) in games in which Seiko has at least one 3-pointer and is 42-8 (.840) when he shoots at least 50.0 percent from the field.
- Has 25 career games with multiple 3-pointers & the Aztecs are 21-4 in those games and have won 14 of the last 15.
- Has committed one or fewer turnovers in 100-of-116 (86.2 percent) career games and he has two or fewer turnovers in 114-of-116 career games.
- Missed two games (vs. Southern California & Long Beach State) due to a leg injury. It was the first time in his 97-game career that he has missed consecutive games.

Sophomore Guard Chad Baker-Mazara

Overall: 6.0 points, 2.0 rebounds, 0.5 assists, 0.7 steals, 40.9 FG%

2021-22 Mountain West Sixth Man of the Year

- In 25 career road/neutral games is averaging 6.9 points, 2.1 rebounds, has 14 steals & 12 blocks.
- In 14 true career road games averages 8.9 points & 2.4 rebounds while shooting 43-of-94 (.457) from the field, 21-of-45 (.467) from beyond the arc and 18-of-23 (.783) from the line.
- In his last 9 contests has averaged 7.3 points, 2.7 rebounds and 0.7 steals compared to 5.5 points, 1.7 boards and 0.7 steals in his first 21 games as an Aztec.
- In 16 MW games, he averaged 7.9 points, 2.1 boards, 0.6 assists and 0.9 steals, while shooting 43-of-91 FG (.473).
- Has scored 160 of his 181 points this season in the last 23 games and 128 in the last 18 games.
- Has appeared in the scoring column in 39 of his 45 career games, including 24-of-30 games as an Aztec.
- In 23 career games in which he has made at least one 3-pointer his team is 17-6, including 10-3 as an Aztec, and in those games he is shooting .554 from the bonus distance (46-of-83) and averaging 11.1 points.
- In 16 MW games, he averaged 7.9 points, 2.1 boards, 0.6 assists and 0.9 steals, while shooting 43-of-91 FG (.473).

AND THE AWARD GOES TO.....

With the 2022 Air Force Reserve Mountain West Men's Basketball Championship underway, its award season. For the second day in a row, members of the San Diego State men's basketball team have been honored for their play. Four Aztecs have been included in the Mountain West's postseason awards, which are based on the conference's regular-season schedule and are voted on by the league's 11 head coaches.

Senior guard Matt Bradley was named the Mountain West Newcomer of the Year and a first-team All-Mountain West performer. Senior forward Nathan Mensah is the League's Defensive Player of the Year, a member of the All-Defensive Team and an honorable mention All-Mountain West selection. Sophomore guards Lamont Butler and Chad Baker-Mazara were named to the All-Defensive Team and Newcomer of the Year, respectively.

Bradley, who was named Newcomer of the Year and a second-team performer by the media that regularly cover the Mountain West, led San Diego State in his initial season on The Mesa in points (497), points per game (17.8), field goal (170), field goal attempts (375), 3-point field goals (53), 3-point field goal attempts (127), free throws (104) and free throw attempts (131), and was second in rebounds (147), rebounds per game (5.3), assists (75) and steals (31).

In league contests, his 19.7 points were third best and he was No. 4 in free throw percentage (.798) and 3-point field goals (2.47 per game), No. 6 in field goal percentage (.471), No. 9 in steals (1.18 per game) and defensive rebounds (5.00 per game), No. 12 in rebounding (5.71 per game), No. 14 in assists (2.82 per game).

Overall, in the Mountain West, he was No. 4 in free throw percentage (.794), No. 6 in 3-point field goals, No. 9 in scoring, No. 10 in field goal percentage (.453), No. 13 in rebounding and defensive boards (4.54 per game).

Twice this season in league play, Bradley totaled at least 80 points in a three-game stretch, including the last three games of the regular season (80 points), which helped secure his second Mountain West Player of the Week honor as well as ESPN National Player of the Week and Andy Katz's NCAA Digital March Madness Player of the Week.

Bradley has scored in double figures 24 times in 28 games, had 16 games of 15 or more points, 20 or more points in 12 games and set a career-high with 30 points at Wyoming on Feb. 28. He led the Aztecs in scoring on 17 occasions (SDSU was 14-3 in those games), in assists 12 times (8-4) and in rebounds six times (5-1). He knocked down multiple three pointers in 16 games and San Diego State went 13-3 in those contests. He shot over 50.0 percent in eight of the team's last 14 games and over 40.0 percent in 18-of-28 games.

Mensah, the media poll's Defensive Player of the Year and a third-team performer, was the black line stopper on the best defense in the nation. His 59 blocks led the league, as did his average of 2.11 per game, which ranks No. 38 nationally and he was more than half a block per game clear of his nearest league rival. He was No. 7 in rebounds (7.04 per game), No. 6 in offensive boards (2.25 per game) and No. 9 in defensive rebounds (4.79 per game).

In conference games, he averaged 1.94 blocks per game ranked (33 total in 17 games), again more than half a block better than his nearest conference rival. His 2.12 offensive rebounds per game ranked fifth and was ninth in rebounding (6.24 per game), which includes No. 15 in defensive boards (4.12 per game).

Mensah recorded at least one block in 15-of-17 league games and had multiple blocks in 10 Mountain West contests. He swatted a season-best four shots in three occasions, and he is just one of four players in the Dutcher/Fisher era to score at least 700 points, grab 600

2021-22 MW POSTSEASON AWARDS

First Team

David Roddy, Jr., F, Colorado State
Orlando Robinson, Jr., F, Fresno State
Matt Bradley, Sr., G, San Diego State
Bryce Hamilton, Sr., G, UNLV
Hunter Maldonado, Sr., G, Wyoming

Second Team

Abu Kigab, Sr., F, Boise State
Marcus Shaver Jr., G, Boise State
Isaiah Stevens, Jr., G, Colorado State
Justin Bean, Sr., F, Utah State
Graham Ike, So., F, Wyoming

Third Team

Desmond Cambridge Jr., Sr., G, Nevada
Grant Sherfield, Jr., G, Nevada
Jaelyn House, Jr., G, New Mexico
Jamal Mashburn Jr., So., G, New Mexico
Brandon Horvath, Sr., F, Utah State

Honorable Mention

A.J. Walker, Sr., G, Air Force
Emmanuel Akot, Sr., G, Boise State
Tyson Degenhart, Fr., F, Boise State
Nathan Mensah, Sr., F, San Diego State
Omari Moore, So., G, San José State
Royce Hamm Jr., Sr., F, UNLV

Defensive Team

Abu Kigab, Sr., F, Boise State
Orlando Robinson, Jr., F, Fresno State
Lamont Butler, So., G, San Diego State
Nathan Mensah, Sr., F, San Diego State
Justin Bean, Sr., F, Utah State

Player of the Year: David Roddy, Jr., F, Colorado State

Defensive Player of the Year: Nathan Mensah, Sr., F, San Diego State

Newcomer of the Year: Matt Bradley, Sr., G, San Diego State

Sixth Man of the Year: Chad Baker-Mazara, So., G, San Diego State

Freshman of the Year: Tyson Degenhart, F, Boise State

Coch of the Year: Leon Rice, Boise State

rebounds and block 100 shots. Entering the Mountain West tournament he has 713 points, 643 rebounds and 159 blocks in his Aztec career and those 159 blocks rank third on the program's career list.

Mensah recorded five games of 10 or more rebounds, had a double double, and led the Aztecs in rebounds 14 times (the Aztecs were 10-4 in those games). In the Aztecs 62-55 victory at UNLV on Jan. 1, defensively according to Synergy Sports, Mensah did not allow a point, with his defensive assignment going 0-for-6 from the field in 28:43 of action. Against New Mexico, on Jan. 31, he recorded five steals and four blocks, and is the only player in the nation, who stands 6-10 or taller to have those two stats in a game this season.

Offensively he reached double figures in seven games, including two games of 15 or more points, one of which, against UC San Diego, saw him set a career-high with 19 points.

Butler led the Aztecs, who boast the No. 2-rated adjusted defensive efficiency in the nation according to KenPom.com, with 43 steals, including 29 in Mountain West play, and ranked No. 2 and No. 3 in those categories, respectively. His 1.87 steals per game are the 61st best average in the nation and his 43 total steals are No. 184 in the nation.

He totaled a season-best four steals in three league games this season, including the Aztecs 30-point blowout of then No. 20/19 Colorado State on Jan. 8, 2022.

A starter in 20-of-22 appearances, he set career-bests in nearly every statistical category and in Mountain West games he averaged 6.1 points, 2.2 rebounds, and dished out 34 assists.

Baker-Mazara, who transferred to SDSU from Duquesne after last season, appeared in 16 of the team's 17 conference games and came off the bench in all.

He averaged 7.9 points and 2.1 rebounds in league play while shooting 47.3 from the floor (43-of-91), 43.2 percent from beyond the arc (16-of-37) and 88.9 percent from the line (24-of-27). In addition, he had 15 steals, 11 assists, and eight blocks.

All five of his double-digit scoring games came in conference play including a game and season-high 20 points at Fresno State on Feb. 19.

BRADLEY & SEIKO TO RETURN IN 2022-23

On Tuesday, senior guards Matt Bradley and Adam Seiko announced they will not participate in senior ceremonies on Thursday evening and intend to return to San Diego State for the 2022-23 school year and compete for the Aztec men's basketball program, taking advantage of the NCAA's offer of an additional year of eligibility due to the COVID-19 pandemic.

The duo has been instrumental in the Aztecs posting a 19-7 record, 11-4 in Mountain West play in 2021-22, after Monday night's 73-66 victory at Wyoming.

A starter in all 26 games this season, Bradley is averaging 17.2 points, 5.0 rebounds, 2.7 assists, 1.2 steals in 31.2 minutes per game. He has shot 45.0 percent (156-of-347) from the field, 42.7 percent (50-of-117) from beyond the arc and 78.0 percent (85-of-109) from the line through Monday's win.

He leads the Aztecs in points per game, field goals, field goal attempts, 3-point field goals, 3-point field goal attempts, free throws, free throw attempts and ranks second in rebounds (131), defensive rebounds (112), rebounds per game, assists (72), and steals (30). The San Bernardino, Calif. native, has reached double digit scoring 22 times this season and in those games the Aztecs are 18-4 and when he scores 15 or more points, the team is 12-2. He has led San Diego State in scoring 15 times (12-3), in rebounds 4 times (3-1) and in assists 12 times (8-4).

Seiko ranks No. 13 on the program's career 3-point field goal percentage list making 37.4 percent (91-of-243) of his attempts and 77.1 percent (91-of-118) of his converted buckets are from the bonus distance. He is tied for fifth place on the career conference win list with 49 through the team's Monday win at Wyoming.

Earlier this year, over the course of three games, Seiko hit 10 consecutive 3-point field goals. In available information, it is the longest consecutive successful 3-point field goal streak since the 2018-19 season, when Virginia's Kyle Guy made 11 in a row. In addition, earlier this season his 4-of-4 shooting from beyond the arc vs. Saint Mary's marked the ninth time in the Dutcher/Fisher era that an SDSU player has been perfect from three-point range, minimum four attempts, in a game.

MATT BRADLEY NAMED MOUNTAIN WEST PLAYER OF THE WEEK

SAN DIEGO — San Diego State guard Matt Bradley has been named the Mountain West Player of the Week for the week ending on Jan. 9. The announcement was made from the league office in Colorado Springs, Colo., on Monday morning.

In dismantling the previously unbeaten and 20th-ranked Colorado State Rams, 79-49, Bradley scored a game and season-high 26 points, pulled down seven rebounds and had a pair of steals in 31:47 of court action.

The San Bernardino, Calif., native was 10-of-17 (.588) from the field, including 4-of-6 (.667) from the bonus distance, and 2-of-2 from the line. His 10 field goals and four 3-pointers are season-bests, and his two steals matched his season best. His 26 points were just three off his career high. Bradley scored in double figures for the seventh straight game and the 11th time this season.

The senior guard's first two points came on a pair of free throws just over two minutes into the game, but he then missed three of his first four field goal attempts, including a 3-pointer. He made his second bucket, a layup with 6:34 to play before intermission to give SDSU a 24-22 lead, and over his succeeding 22:10 went 8-of-12 (.667) from the floor, including 4-of-5 (.800) from distance.

With less than two minutes to play in the first half, his jumper in the lane put San Diego State up 32-30, a lead that the Aztecs would never relinquish.

He missed his first field goal attempt of the second half, but on the ensuing two possessions, banged home a pair of 3-pointers to extend SDSU's lead to nine, 43-34. He scored twice more, on a pair of jumpers as the route was on.

The 30-point victory is the largest against an opponent ranked in the AP Top 25 in program history. SDSU improved to 7-3 against ranked Mountain West teams and in its last two games held its opponents, both Mountain West teams, to less than 30.0 percent shooting.

This is Bradley's first Mountain West Player of the Week honor, the third conference player of the week distinction of his collegiate career, having won two Pac-12 Player of the Week awards while he was at California, and the second for an Aztec in as many weeks.

KESHAD JOHNSON NAMED MOUNTAIN WEST PLAYER OF THE WEEK

SAN DIEGO — San Diego State's Keshad Johnson has been named the Mountain West Conference's Player of the Week for the week ending on Jan. 2. The announcement was made from the league office in Colorado Springs, Colo., on Monday morning.

In winning its conference opener on Saturday, 62-55 over UNLV at Thomas & Mack Center in Las Vegas, he scored 10 points, grabbed 11 rebounds and had a block to help improve the Aztecs record to 9-3 on the year and 1-0 in league games.

Johnson's 11 boards led the team and are a season high, and his three offensive rebounds matches his season best. The three offensive boards, all pulled down in the first half, were turned into seven of the Aztecs 16 second chance points in the game.

Four of those 16 points were scored by the Oakland, Calif., native himself. His first two offensive rebounds led to both the Aztecs first bucket of the game, a Matt Bradley 3-pointer, and a Johnson putback with 1:01 to play in the first half to push SDSU's advantage to six points, 35-29.

300 WINS IN VIEJAS

With its win against UNLV on Jan. 24, San Diego State won its 300th game in Viejas Arena. Since Viejas Arena opened on Nov. 17, 1997, San Diego State is 305-88 (.776) on its home floor.

First Game	Nov. 17, 1997 vs. Brigham Young Brigham Young 73, San Diego State 59
First Win	Nov. 26, 1997 vs. Southwest Texas San Diego State 79, Southwest Texas 57
100th Victory	Dec. 17, 2007 vs. Navy San Diego State 86, Navy 76
200th Victory	Dec. 14, 2014 vs. San Diego San Diego State 57, San Diego 48
300th Victory	Jan. 24, 2022 vs. UNLV San Diego State 80, UNLV 55

AP APPEARANCES (since 2010-11)

California schools ranked by total number of appearances.

Rk.	Team	No.
1.	San Diego State	88
2.	UCLA	67
3.	Saint Mary's	44
4.	USC	35
5.	California	11

ELITE LEADERS

Now in his fifth season, head coach Brian Dutcher has led the Aztecs to 119 wins, the most by any SDSU coach in his first four-plus campaigns in the 101 seasons of men's basketball on The Mesa.

Since the start of the 2017-18 season only two first time head coach who were hired that year, have amassed at least 100 victories:

1. Brian Dutcher, San Diego State (119)
2. Bob Richey, Furman (111)

The first of Johnson's 10 points came on a pair of free throws w/ 5:14 left in the first half and tied the game at 25-25. From there San Diego State trailed just once more in the game. In the contest, he shot .500 from the floor (4-of-8), knocked down 2-of-3 from the line, and committed just one turnover in 30 minutes of game action.

Johnson predominantly covered UNLV's Bryce Hamilton when he was on the floor and held the 44.0 percent shooter to just 31.5 percent and more than three points below his season average of 18.6 points per outing. For the game, the Aztecs limited the Runnin' Rebels to just 29.7 percent shooting, a season-low for UNLV which came into the game hitting 42.6 percent from the floor.

This is the first Mountain West weekly award of the season for an Aztec this season, and the first of Johnson's career.

AZTECS INK TWO 4-STAR PROSPECTS

SAN DIEGO – One of the most exciting days of the year is National Signing Day and fans of San Diego State men's basketball have a lot to be excited about. The Aztecs have inked a pair of 4-star recruits in **Elijah Saunders** and **Miles Byrd**. Head men's basketball coach Brian Dutcher made the announcement on Wednesday afternoon.

Saunders is a 6-8, 220-pound forward who will graduate from Sunnyslope High School in Phoenix, Ariz., this year. He is a 4-star recruit, nationally ranked No. 115 at his position and No. 23 at power forward and No. 8 in Arizona according to 247Sports, who has a big body and is equally comfortable down on the block as well as beyond the 3-point line. Saunders can run the floor, has a quick release, and scores with his back to the basket as well as off the bounce. He has shown the ability to attack closeouts, handle the ball, & finish thru contact.

As a junior, the No. 145 ranked recruit in the nation, according to Rivals, averaged 15.7 points, 6.5 rebounds, and 2.0 assists in 22 games according to Maxpreps. Sunnyslope finished the season on an 11-game winning streak and were 21-1 overall on its way to the 2021 Arizona Interscholastic Association (AIA) Conference 6A Boys Basketball State Championship and were ranked No. 4 in the state. Saunders was named to The Arizona Republic All-Arizona team.

In 2019-20, Saunders sophomore season, Sunnyslope was 23-6, including 9-3 in 5A League action. The team finished the year ranked No. 11 in the state. In his freshman year, Saunders played at Rancho Solano Prep in Scottsdale, Ariz., and averaged 5.8 points and 3.6 rebounds.

Saunders chose San Diego State over 24 other offers, including Miami, Notre Dame, South Carolina, St. John's and Virginia, as well as Mountain West programs UNLV, New Mexico, Nevada, Fresno State and San Jose State.

Byrd is a 6-7, 185-pound shooting guard who will graduate this year from Lincoln High School in Stockton, Calif. A four-star prospect, according to 247 Sports, Byrd is nationally rated as the No. 162 recruit, the No. 20 shooting guard and No. 15 in California. The lefty is the prototypical Aztec shooting guard.

He averaged a team-leading 19.0 points, 3.5 steals and 2.2 blocks in an eight-game COVID-19 shortened 2020-21 season. His 5.7 rebounds and 3.5 assists ranked second on the squad.

In a 28-game sophomore campaign his numbers were 12.3 points, 6.4 rebounds, 2.8 assists, 2.4 steals per game. Per 32 minutes played, he averaged 17.8 points, 9.3 rebounds, 4.0 assists, and 3.2 steals. Lincoln posted a 25-4 overall record, including 10-2 in Tri-City Athletic League play and competed in the CIF-Sac Joaquin Section 2020 Division I Boys Basketball Championship. Combined he shot better than 40 percent from the floor over the last two seasons.

His father, Calvin Byrd, is a former college basketball player and coach, most recently working at The University of the Pacific in Stockton.

Byrd chose the Aztecs over ten other programs, including Washington, California, Stanford, Villanova, Saint Mary's, and Minnesota, as well as Mountain West programs Colorado State, New Mexico, and San Jose State.

AZTECS PREDICTED TO FINISH SECOND IN PRESEASON MEDIA POLL

- San Diego State has won a Mountain West-record 14 titles in men's basketball (eight regular season & six tournament), six more than any other Mountain West program, and despite that winning both the regular season and tournament crowns last season, has been predicted to finish in second by a poll of the media that regularly cover the conference.
- SDSU has been predicted to finish either first or second in the Mountain West media's preseason poll in each of the last eight years. It is also the 13th time in the last 17 years that San Diego State has been picked first or second in the Mountain West's preseason poll. The Aztecs have garnered at least one first-place vote in the preseason poll in seven of the last eight years.

MOUNTAIN WEST OPENERS

Facing its 2021-22 Mountain West Conference opener in Las Vegas two Saturdays ago, here is some San Diego State Mountain West opener info:

- In its 23 openers to Mountain West play, the Aztecs have a 15-8 record.
- San Diego State is 8-3 when its league opener is on the road.
- San Diego State head coach Brian Dutcher is 2-3 in league openers, with four of those five games being played on the road.
- San Diego State and UNLV have played twice in a league opener, in 2011-12 in Viejas Arena and this season at the Thomas & Mack Center with both games resulting in an Aztecs victory.

MOUNTAIN WEST HOME OPENERS

With its 2021-22 Mountain West Conference home opening win on Saturday, here is some San Diego State Mountain West home opener info:

- In its 23 home openers to Mountain West play, the Aztecs have a 17-6 record.
- San Diego State is 12-1 in its first Mountain West home game when that game is not its first league game in a season.
- San Diego State head coach Brian Dutcher is 4-1 in league home openers, with his only loss being a 67-70 defeat to Colorado State on Jan. 2, 2021.
- San Diego State and Colorado State have played five times in the Aztecs league home opener and SDSU is 4-1 in those games, 81-69 on Jan. 19, 2002, 83-75 on Jan. 4, 2006, 79-72 in overtime on Jan. 12, 2013, 67-70 on Jan. 2, 2021 and Saturday's 79-49 destruction of No. 20 Colorado State.

2021-22 SAN DIEGO STATE ALPHABETICAL ROSTER

Most Recent Division I Season

No.	Name	Pos.	Ht.	Wt.	Yr.	Exp.	PPG	RPG	APG	Hometown (High School/Previous School)
14	Cade Alger	F	6-9	190	So.	SQ	1.6	0.3	0.0	Ripon, Calif. (Ripon Christian High/Seattle University)
33	Aguek Arop	F	6-6	220	Sr.	3L	4.2	2.3	0.7	Omaha, Neb. (Omaha South High)
20	Chad Baker-Mazara [^]	G	6-7	190	So.	TR	9.5	2.9	1.1	Santo Domingo, Dominican Republic (SPIRE Academy (Ohio)/Duquesne)
21	Jared Barnett	G	6-1	145	Jr.	SQ	0.5	0.3	0.5	Los Angeles, Calif. (Westchester High)
3	Matt Bradley [^]	G	6-4	220	Sr.	TR	18.0	4.6	1.7	San Bernardino, Calif. (Wasatch (Utah) Academy/California)
42	Triston Broughton	G	6-4	190	So.	SQ	0.0	0.0	0.0	Ladera Ranch, Calif. (Tesoro High)
24	Tyler Broughton	G	6-4	190	So.	SQ	0.0	0.0	0.3	Ladera Ranch, Calif. (Tesoro High)
5	Lamont Butler	G	6-0	200	So.	1L	4.3	1.7	1.5	Moreno Valley, Calif. (Riverside Poly High)
22	Tahirou Diabate [^]	F	6-9	225	*Sr.	TR	9.6	5.1	0.4	Bamako, Mali (Teikyo Nagaoka High (Niigate, Japan)/Portland)
10	Keith Dinwiddie Jr.	G	6-0	185	So.	SQ	5.1	0.3	0.4	Los Angeles, Calif. (Fairfax Senior High)
11	Demarshay Johnson Jr.	G	6-10	210	Fr.	HS	--	--	--	Richmond, Calif. (Salesian College Prep)
0	Keshad Johnson	F	6-7	210	Jr.	2L	4.0	2.8	0.5	Oakland, Calif. (San Leandro High)
13	Jaedon LeDee ^{^+}	F	6-9	240	Sr.	TR	5.8	3.9	0.3	Houston, Texas (The Kindaid School/TCU)
31	Nathan Mensah	F	6-10	230	Sr.	3L	8.1	5.9	0.5	Labadi, Accra, Ghana (Findlay Prep (Nev.))
4	Trey Pulliam	G	6-3	180	*Sr.	2L	7.3	2.4	2.7	Bryan, Texas (Consolidated High/Navarro College)
2	Adam Seiko	G	6-3	210	Sr.	3L	4.2	1.3	0.8	Boston, Mass. (Sierra Canyon High (Calif.))
23	Joshua Tomaić	F	6-9	230	*Sr.	1L	4.6	3.3	0.6	Lanzarote, Spain (Canarias Academy/University of Maryland)

[^] - Stats from the final full season at his previous Division I institution. * - utilizing the extra year of eligibility offered by the NCAA due to COVID-19. + - Will sit out the 2021-22 season due to NCAA transfer rules

2021-22 SAN DIEGO STATE NUMERICAL ROSTER

Most Recent Division I Season

No.	Name	Pos.	Ht.	Wt.	Yr.	Exp.	PPG	RPG	APG	Hometown (High School/Previous School)
0	Keshad Johnson	F	6-7	210	Jr.	2L	4.0	2.8	0.5	Oakland, Calif. (San Leandro High)
2	Adam Seiko	G	6-3	210	Sr.	3L	4.2	1.3	0.8	Boston, Mass. (Sierra Canyon High (Calif.))
3	Matt Bradley [^]	G	6-4	220	Sr.	TR	18.0	4.6	1.7	San Bernardino, Calif. (Wasatch (Utah) Academy/California)
4	Trey Pulliam	G	6-3	180	*Sr.	2L	7.3	2.4	2.7	Byron, Texas (Consolidated High/Navarro College)
5	Lamont Butler	G	6-0	200	So.	1L	4.3	1.7	1.5	Moreno Valley, Calif. (Riverside Poly High)
10	Keith Dinwiddie	G	6-0	185	So.	SQ	5.1	0.3	0.4	Los Angeles, Calif. (Fairfax Senior High)
11	Demarshay Johnson Jr.	G	6-10	210	Fr.	HS	--	--	--	Richmond, Calif. (Salesian College Prep)
13	Jaedon LeDee ^{^+}	F	6-9	240	Sr.	TR	5.8	3.9	0.3	Houston, Texas (The Kindaid School/TCU)
14	Cade Alger	F	6-9	190	So.	SQ	1.6	0.3	0.0	Ripon, Calif. (Ripon Christian High/Seattle University)
20	Chad Baker-Mazara [^]	G	6-7	190	So.	TR	9.5	2.9	1.1	Santo Domingo, Dominican Republic (SPIRE Academy (Ohio)/Duquesne)
21	Jared Barnett	G	6-1	145	Jr.	SQ	0.5	0.3	0.5	Los Angeles, Calif. (Westchester High)
22	Tahirou Diabate [^]	F	6-9	225	*Sr.	TR	9.6	5.1	0.4	Bamako, Mali (Teikyo Nagaoka High (Niigate, Japan)/Portland)
23	Joshua Tomaić	F	6-9	230	*Sr.	1L	4.6	3.3	0.6	Lanzarote, Spain (Canarias Academy/University of Maryland)
24	Tyler Broughton	G	6-4	190	So.	SQ	0.0	0.0	0.3	Ladera Ranch, Calif. (Tesoro High)
31	Nathan Mensah	F	6-10	230	Sr.	3L	8.1	5.9	0.5	Labadi, Accra, Ghana (Findlay Prep (Nev.))
33	Aguek Arop	F	6-6	220	Sr.	3L	4.2	2.3	0.7	Omaha, Neb. (Omaha South High)
42	Triston Broughton	G	6-4	190	So.	SQ	0.0	0.0	0.0	Ladera Ranch, Calif. (Tesoro High)

[^] - Stats from the final full season at his previous Division I institution. * - utilizing the extra year of eligibility offered by the NCAA due to COVID-19. + - Will sit out the 2021-22 season due to NCAA transfer rules

Head Coach:

Brian Dutcher (Minnesota, 1982), Fifth Season (23rd Season Overall at SDSU)

Assistant Coaches:

David Velasquez (San Diego State, 2007), Ninth Season (20th Season Overall at SDSU)

Chris Acker (Chaminade, 2004), Third Season (Third Season Overall at SDSU)

JayDee Luster (Wyoming, 2011) First Season (First Season Overall at SDSU)

Mark Fisher (Michigan, 2001), Ninth Season (20th Season Overall at SDSU)

Assistant to the Head Coach:

Assistant A.D. - Director of Operations:

Matt Soria (San Diego State, 2002), 15th Season (22nd Season Overall at SDSU)

Director of Player Development:

JD Pollock (Kennesaw State, 2009), Fifth Season (Fifth Season Overall at SDSU)

Graduate Assistant:

Michael Sahikish (San Diego State, 2019) Second Season (Sixth Season Overall at SDSU)

PRONUNCIATIONS

Cade Alger
AL-jer (like Alger Hiss)

Triston & Tyler Broughton
BROUGHT-in

Keshad Johnson
KEY-shawd

Nathan Mensah
MENSE-ah

Adam Seiko
SAY-coe

Aguek Arop
uh-GWUK uh-ROPE

Tahirou Diabate
Tah-HERO DEE-uh-BOT-aye


Jaedon LeDee
JAY-den

Trey Pulliam
tray pull-EE-um

Joshua Tomaić
toe-MY-itch

SDSU BROADCAST ROSTER

San Diego State vs. Creighton | NCAA First Round | Dickies Arena | Fort Worth, Texas | March 17, 2022




0
Keshad Johnson
Forward
6-7, 210, Junior - 2L
Oakland, Calif.
San Leandro High
PPG: 7.2 RPG: 4.6 APG: 1.0
FG%: 55.2 3FG%: 19.4 FT%: 64.4



2
Adam Seiko
Guard
6-3, 210, Senior - 3L
Boston, Mass.
Sierra Canyon High (Calif.)
PPG: 5.3 RPG: 2.0 APG: 1.0
FG%: 41.4 3FG%: 41.1 FT%: 68.2



3
Matt Bradley
Guard
6-4, 220, Senior - TR
San Bernardino, Calif.
Wasatch Academy/California
PPG: 17.0 RPG: 5.4 APG: 2.6
FG%: 44.3 3FG%: 41.6 FT%: 79.0



4
Trey Pulliam
Guard
6-3, 180, Senior - 2L
Bryan, Texas
Consolidated High/Navarro College
PPG: 8.5 RPG: 2.5 APG: 3.4
FG%: 39.3 3FG%: 31.1 FT%: 69.8



5
Lamont Butler
Guard
6-2, 200, Sophomore - 1L
Moreno Valley, Calif.
Riverside Poly High
PPG: 7.5 RPG: 2.0 APG: 2.1
FG%: 39.0 3FG%: 32.4 FT%: 77.3



10
Keith Dinwiddie Jr.
Guard
6-0, 185, Sophomore - SQ
Los Angeles, Calif.
Fairfax Senior High
PPG: 2.8 RPG: 0.9 APG: 0.4
FG%: 28.6 3FG%: 27.0 FT%: 75.0



11
Demarshay Johnson Jr.
Forward
6-9, 210, Freshman - HS
Richmond, Calif.
Salesian College Prep
PPG: - RPG: - APG: -
FG%: - 3FG%: - FT%: -



14
Cade Alger
Forward
6-9, 190, Sophomore - SQ
Ripon, Calif.
Ripon Christian High/Seattle U
PPG: 0.6 RPG: 0.3 APG: 0.0
FG%: 25.0 3FG%: 00.0 FT%: -



20
Chad Baker-Mazara
Forward
6-7, 190, Sophomore - TR
Santo Domingo, Dominican Republic
SPIRE Academy/Duquesne
PPG: 6.0 RPG: 2.0 APG: 0.6
FG%: 40.9 3FG%: 38.9 FT%: 90.5



21
Jared Barnett
Guard
6-1, 165, Junior - SQ
Los Angeles, Calif.
Westchester High
PPG: 0.5 RPG: 0.3 APG: 0.1
FG%: 50.0 3FG%: - FT%: -



22
Tahirou Diabate
Forward
6-9, 225, Senior - TR
Bamako, Mali
Teikyō Nagaoka High/Portland
PPG: 2.0 RPG: 2.3 APG: 0.1
FG%: 36.7 3FG%: 0/2 FT%: 50.0



23
Joshua Tomaic
Forward
6-9, 230, Senior - 1L
Lanzarote, Canary Islands, Spain
Canarias Academy/Maryland
PPG: 3.0 RPG: 2.0 APG: 0.4
FG%: 47.0 3FG%: 40.7 FT%: 72.7



31
Nathan Mensah
Forward
6-10, 230, Senior - 3L
Labadi, Accra, Ghana
Findley Prep (Nev.)
PPG: 7.3 RPG: 7.1 APG: 0.6
FG%: 48.4 3FG%: 25.0 FT%: 53.3



33
Aquek Arop
Forward
6-6, 220, Senior - 3L
Omaha, Neb.
Omaha South High
PPG: 3.4 RPG: 3.3 APG: 0.5
FG%: 45.9 3FG%: 37.5 FT%: 45.8



Head Coach
Brian Dutcher
5th season (119-39, 66-22 MW)
Honors
USA Today National Coach of the Year
2x NABC Division I District 17 Coach of the Year
USBWA District IX Coach of the Year
2x MW Coach of the Year
Naismith Coach of the Year Finalist



Assistant Coach
Dave Velasquez
9th season (224-77, 121-39 MW)
Defensive emphasis
20th season overall at SDSU
In 2002-03 was a student manager, then head manager, walk-on, scholarship athlete, director of player development and now AC



Assistant Coach
Chris Acker
3rd season (76-15, 44-8 MW)
Offensive emphasis
7th season as a Division 1 AC
In 6 seasons as HC at Citrus College (92-9), and led Citrus to a California state title in 2008



Assistant Coach
JayDee Luster
1st season (23-8, 13-4 MW)
Recruiting emphasis
6th season as a Division 1 AC



BRIAN DUTCHER

Head Coach

Fifth Season • 23rd Season Overall at SDSU • Minnesota, 1982

Brian Dutcher enters his fifth season as San Diego State head coach after four years in which he led the Aztecs to four Mountain West title games, its conference-record 11th, 12th, 13th and 14th Mountain West crowns and two NCAA tournament bids. He is the only coach in the 100-year history of San Diego State men's basketball to win at least 20 games in each of his first four seasons at the helm of the program.

In the COVID-affected season of 2020-21, the Aztecs were once again the cream of the Mountain West crop posting a 23-5 record, including a 14-3 mark in league play. San Diego State won the league's regular season and tournament crowns to earn an automatic bid to the NCAA tournament, where it was a 6-seed. For the second straight year, Dutcher was named Coach of the Year of both the Mountain West and NABC Division I District 17.

The Aztecs opened the season with a win over No. 22 UCLA and just over two weeks later won at No. 23 Arizona State. The team reached the Mountain West title game for the fourth straight season and earned a measure of revenge in the championship game, defeating Utah State, 68-57, the team that had knocked them off in the previous two league title games.

In 2019-20 his squad ripped off a program-record 26 straight wins to open the season and peaked, for eight weeks, at a No. 4 ranking in both the Associated Press and USA Today Coaches top-25 polls, before finishing the regular season at No. 6. The Aztecs went 30-2 on the year, including 17-1 in Mountain West play and Dutcher earned *USA Today* National Coach of the Year, Mountain West Coach of the Year (in both the coaches and media polls), National Association of Basketball Coaches (NABC) Division I District 17 Coach of the Year and United States Basketball Writers Association (USBWA) District IX Coach of the Year. In addition, he was one of five finalists for the 2020 Werner Ladder Naismith Men's College Coach of the Year Award.

In program history, his team's 30 wins in 2019-20 are the third most in a season and its two defeats are the fewest. SDSU's 17 wins in conference play are the most in program history, and its one loss is the fewest in the Aztecs' Division I era and equals the fewest since 1926-27, when it moved from junior college competition to the National Association of Intercollegiate Athletics (NAIA). San Diego State opened the 2019-20 league slate with a 15-game winning streak which set a new Mountain West record.

Led by junior guard and consensus All-American Malachi Flynn, the team won the Continental Tires Las Vegas Invitational with a blow out victory over Creighton and a 16-point comeback win against Iowa in the championship game. A month later, the Aztecs handed Utah a 28-point drubbing in the Basketball Hall of Fame Classic three days after the Utes defeated then No. 6 Kentucky.

In addition to Flynn, forwards Matt Mitchell and Yanni Wetzell and guard KJ Feagin, were recognized by the MW in its postseason awards as well as numerous national outlets.

With the expected return for the postseason of forward Nathan Mensah, who had been sidelined for the final 19 games of the year, San Diego State was poised for a deep run in the NCAA Tournament. The Aztecs were projected to be either a No. 1 or No. 2 seed and some felt were a Final Four team, but the coronavirus pandemic put an end to the postseason and fans were left to wonder what could have been.

In 2017-18, his inaugural season as Aztecs head coach, Dutcher was the only Division I head coach to guide his team to the NCAA Tournament after going 22-10 in the regular season, including winning the 2018 Mountain West Tournament championship.

Dutcher, who took the helm of the program following Steve Fisher's retirement announcement on April 11, 2017, was on The Mesa for all 18 of Fisher's seasons. He held the title of associate head coach/head coach in waiting for the six years prior to his ascension to the top job and is the 15th head coach in the program's history.

Over the course of his 21 years at San Diego State, Dutcher has helped the Aztecs reach the postseason 14 times, including nine trips to the NCAA tournament, win a conference-best 12 Mountain West titles and record 15 seasons of at least 20 victories.

Since 2008-09, Dutcher and SDSU twice advanced to the NCAA Sweet 16 (2011, 2014) and NIT semifinal round (2009, 2016), won at least 25 games eight times and captured nine MW championships (six regular season, three tournament).

Dutcher arrived at San Diego State shortly after Fisher was hired on March 26, 1999. In his first year in "America's Finest City," the Aztecs won only five games, but improved upon their win total from the season before. After that, San Diego State posted a 14-14 record in 2000-01, before winning the 2002 MW Championship, earning an NCAA tournament bid, and finishing with a 21-12 record. The 2002-03 campaign saw SDSU receive an NIT invitation, which culminated in the program's first Division I postseason victory.

After helping attract the program's first McDonald's All-American to the 2002-03 squad, Dutcher assisted in securing the signatures of future starters and all-league performers Brandon Heath and Marcus Slaughter. The duo started their first two seasons on The Mesa, leading to the 2005-06 campaign that produced the school's first MW regular-season and tournament title sweep.

The Aztecs advanced to the NCAA tournament and ultimately won a then-school-record 24 games. That appearance led to a string of 10 consecutive postseason berths.

From the 2006-07 campaign through 2008-09, San Diego State registered 20 or more wins and went to three straight NITs. In 2009, the Aztecs advanced to the NIT semifinals and broke the previous school record with 26 victories. That run to the 2009 NIT semifinals was a springboard to the most successful run in SDSU basketball history. Led by future NBA first-round draft pick and two-time NBA champion Kawhi Leonard, the 2009-10 Aztecs won the MW Championship, advanced to the NCAA tournament and fell four points shy of moving on to the second round before finishing with a 25-9 record.

The NCAA experience from the 2009-10 squad proved fruitful in 2010-11, when it returned all five starters, including Leonard, and freshman Jamaal Franklin, who would turn out to be a future MW Player of the Year and NBA draft selection. With Dutcher on staff, SDSU won its first 20 games of the year, shared the MW regular-season title,

and captured the MW tournament crown. The Aztecs moved on to the NCAA tournament as a No. 2 seed and won the program's first Division I NCAA tournament game. San Diego State, which was ranked as high as No. 4 and received first-place votes at one point in the season, advanced to the Sweet 16 and fell to the eventual national champion, finishing with a school-record 34 wins, a mark that still stands today. The Aztecs' also found themselves in the final top-25 polls, ranking sixth in the AP and 11th in the USA Today Coaches Poll. Five months after SDSU's record-setting 2010-11 campaign, the University elevated Dutcher to associate head coach/head coach in waiting.

In his first season with his new title, Dutcher and the Aztecs advanced to the 2012 NCAA tournament as an at-large team and recorded 26 wins. The next season, San Diego State was again an at-large selection to the NCAA tournament, moved on to the round of 32 for the second time in three years and finished with 23 victories.

Another NCAA Sweet 16 run was in the cards in Dutcher's third season as the head coach in waiting. The Aztecs opened the campaign by winning 21 of their first 22 games, including 20 in a row at one point, and were led by seniors Xavier Thames, who would become an NBA draft pick, and Josh Davis. SDSU won the program's second outright Mountain West regular-season title and later swept through two games in Spokane, Washington, to secure its second Sweet 16 appearance in four seasons. San Diego State compiled 31 wins and finished the season ranked 13th in the AP and 12th in the Coaches after rising to as high as fifth nationally in both polls.

The 2014-15 campaign saw the Aztecs spend their fifth straight season in the top 25. In the process of winning 27 games, San Diego State grabbed its second straight MW regular-season crown and earned an at-large invitation to the NCAA tournament where they defeated St. John's in the round of 64. One season later, the Aztecs found themselves in the NIT after winning the MW by three games with a 16-2 record. Nevertheless, San Diego State won three games and qualified for the NIT national semifinals, eventually logging 28 victories.

SDSU completed the 2016-17 slate with a 19-14 record despite experiencing a rash of injuries. The 2016 Hawaiian Airlines Diamond Head Classic champions entered 2017-18 as one of 12 teams to have won at least 19 games in 12 consecutive seasons, which was a sign of things to come in Dutcher's first year.

Dutcher's first roster as head coach featured a pair of seniors that had won multiple Mountain West titles and owned NCAA tournament experience in Trey Kell and Malik Pope.

Prior to coming to SDSU, Dutcher spent 10 seasons on Steve Fisher's bench at Michigan, where the program reached the postseason each year and participated in the NCAA Tournament eight times, including three trips to the Final Four and the championship game including a national championship in 1989.

Brian Dutcher Year-By-Year (Division I Only)

Year	School (Position)	Overall		Conference		Postseason/Championships
		W-L	Pct.	W-L	Pct.	
10 Seasons at Michigan (AC)		233-98	.704	111-67	.624	8 NAAs, 10 Postseason Appearances, NCAA Champion (1989), NCAA Runner Up (1992, 93)
Year	School (Position)	W-L	Pct.	W-L	Pct.	Postseason/Championships
1999-00	SDSU (Asst. HC)	5-23	.179	0-14	.000	
2000-01	SDSU (Asst. HC)	14-14	.500	4-10	.286	
2001-02	SDSU (Asst. HC)	21-12	.636	7-7	.500	NCAA 1st round; MW Tournament
2002-03	SDSU (Asst. HC)	16-14	.533	6-8	.429	NIT second round
2003-04	SDSU (Asst. HC)	14-16	.467	5-9	.357	
2004-05	SDSU (Asst. HC)	11-18	.379	4-10	.286	
2005-06	SDSU (Asst. HC)	24-9	.727	13-3	.813	NCAA 1st Round; MW RS, Tournament
2006-07	SDSU (Asst. HC)	22-11	.667	10-6	.625	NIT 2nd Round
2007-08	SDSU (Asst. HC)	20-13	.606	9-7	.563	NIT 1st Round
2008-09	SDSU (Asst. HC)	26-10	.722	11-5	.688	NIT Semifinals
2009-10	SDSU (Asst. HC)	25-9	.735	11-5	.688	NCAA 1st Round; MW Tournament
2010-11	SDSU (Asst. HC)	34-3	.919	14-2	.875	NCAA Sweet 16; MW RS, Tournament
2011-12	SDSU (HCIW)	26-8	.765	10-4	.714	NCAA 2nd Round; MW RS
2012-13	SDSU (HCIW)	23-11	.676	9-7	.563	NCAA 3rd Round
2013-14	SDSU (HCIW)	31-5	.861	16-2	.889	NCAA Sweet 16; MW RS
2014-15	SDSU (HCIW)	27-9	.750	14-4	.778	NCAA 3rd Round; MW Co-RS
2015-16	SDSU (HCIW)	28-10	.737	16-2	.889	NIT Semifinals; MW RS
2016-17	SDSU (HCIW)	19-14	.576	9-9	.500	
2017-18	SDSU (HC)	22-11	.667	11-7	.611	NCAA 1st Round; MW Tournament
2018-19	SDSU (HC)	21-13	.617	11-7	.611	
2019-20	SDSU (HC)	30-2	.966	17-1	.944	MW Regular Season (postseason canceled)
2020-21	SDSU (HC)	23-5	.821	14-3	.824	NCAA 1st Round, MW RS & Tournament
2021-22	SDSU (HC)	23-8	.742	13-4	.765	NCAA Tournament
4+ Seasons as HC		119-39	.753	66-22	.750	3 NCAA Tourneys; 4 MW Titles
22 Season at SDSU		506-248	.671	234-136	.632	10 NAAs, 15 Postseason Appearances
		Overall		Conference		Postseason
		W-L	Pct.	W-L	Pct.	
32-Season Career Totals		738-346	.681	345-203	.630	19 NAAs, 25 Postseason Appearances

SEASON/CAREER HIGHS

Points

Season	14 vs. Utah State (2/15/22)
	14 vs. New Mexico (1/31/22)
Career	15 vs. Wyoming (1/30/21)

Rebounds

Season	11 at UNLV (1/1/22)
Career	13 vs. San Jose State (2/8/21)

Assists

Season	4 vs. UC San Diego (12/22/21)
Career	4 vs. UC San Diego (12/22/21)

Field Goals

Season	6 at Fresno State (2/19/22)
	6 vs. New Mexico (1/31/22)
	6 vs. UC San Diego (12/22/21)
Career	6 at Fresno State (2/19/22)
	6 vs. New Mexico (1/31/22)
	6 vs. UC San Diego (12/22/21)
	6 vs. Wyoming (1/30/21)

Field Goals Attempted

Season	10 at Fresno State (2/19/22)
	10 vs. New Mexico (1/31/22)
Career	12 vs. Texas Southern (11/5/19)

Three-Point Field Goals

Season	2 at Wyoming (2/28/22)
Career	3 vs. UC Irvine (11/27/20)

Three-Point FG Attempted

Season	4 at Fresno State (2/19/22)
Career	7 vs. Texas Southern (11/5/19)

Free Throws

Season	6 vs. San Jose State (2/25/22)
Career	6 vs. San Jose State (2/25/22)

Free Throws Attempted

Season	6 vs. San Jose State (2/25/22)
	6 vs. Colorado State (1/8/22)
Career	6 vs. San Jose State (2/25/22)
	6 vs. Colorado State (1/8/22)

Steals


Season	3 at Colorado State (2/4/22)
Career	3 at Colorado State (2/4/22)
	3 vs. Texas Southern (11/5/19)

Blocked Shots

Season	3 at Nevada (3/5/22)
	3 vs. UC San Diego (12/22/21)
Career	3 at Nevada (3/5/22)
	3 vs. UC San Diego (12/22/21)

Minutes Played

Season	42:06 vs. Fresno State (3/3/22)
Career	42:06 vs. Fresno State (3/3/22)



0 • KESHAD JOHNSON

FORWARD • 6-7 • 210 • JUNIOR - 2L
OAKLAND, CALIF. (SAN LEANDRO HIGH)

(KEY-shawd)

2021-22 - Mountain West Player of the Week (Jan. 3)

Rankings (through the games of March 13)

- MW - No. 15 - Blocks (0.61/g)

Quick Hits

- In 2020-21, averaged 11.8 pts., 10.7 rebs., 2.0 assists, 1.6 blocks per 40 minutes played.
- Has earned a starting role in his junior campaign.
- A tremendous leaper whose game is played above the rim.
- A four-star prospect (ESPN) and one of the top-25 high school players in the state of California in his senior season.

Season Highlights

- Made the first start of his career vs. UC Riverside (11/9), his 43rd game as an Aztec.
- Grabbed a season-best 6 rebounds at Brigham Young (11/12).
- Enjoyed his best college game with 10 pts (4-of-6 FG), 2 ast, 1 steal & 1 block vs. Arizona State (11/18).
- Led the team w/ 7 rebs & recorded career-highs in minutes (25:10), assists (4) and free throws (4) vs. UT Arlington (11/20)
- Against Georgetown (11/25) scored 8 pts & combined w/ his 18 points in the previous two games, it marked the second highest three game scoring stretch of his career. (He scored 29 points in the three games between Jan. 28-to-Feb. 8 in the 2020-21 season).
- Produced season bests w/ two steals and four field goals vs. Long Beach State (11/30).
- Equaled a season-best w/7 boards at Michigan (12/4).
- Played a career-high 30:24 vs. Saint Mary's (12/17).
- Set career-bests in FGs (6), assists (4), FTs (4) & blocks (3) vs. UC San Diego (12/22) as well as scoring a season-high 13 pts.
- Named Mountain West Player of the Week for his 10-point & 11-rebound double double at UNLV (1/1)...it is the first double double of his collegiate career.
- Reached double digit points for the third straight game, 10 pts vs. Colorado St. (1/8).
- Has his second double in six games with 14 points & 10 rebs vs. New Mexico (1/31) where he set or equaled SHs w/ 14 pts, 6 FG & 10 FGA.
- Played a career-high 30:53 vs. Nevada (2/6) & picked up his second multi-block game of the season.
- Had his fourth double-digit scoring game in his last five with 14 points vs. San Jose State (2/25).

Trending

- In his last 9 games, is averaging 8.0 pts on 36-of-66 FG (.643) with 3.9 rebounds & 0.8 assists.
- In road/neutral games in 2021-22 is averaging 5.9 points on 37-of-75 FG (.493) with 4.6 rebounds and 0.6 steals.
- In one career game against Creighton is 1-0 and grabbed 3 rebounds and had an assist in four minutes.
- In his career, when he has at least 4 rebounds in a game the Aztecs are 27-5, and he averages 7.3 points, 6.0 rebounds and 1.1 assists in those games.
- Second the team with 30 dunks including a single-game high 4 vs. Long Beach State (11/30).
- Has played in 47 consecutive games, the longest streak of his collegiate career.
- When he grabs multiple offensive boards in a game, including the Aztecs 79-49 win over No. 20 Colorado State (1/8) and No. 23 Colorado State (3/11), he averages 6.6 points & 5.8 rebounds and SDSU is 18-5 in those games.
- 31 starts this year are the first of his college career.
- Has reached double figure scoring 10 times this year and is in the scoring column in 29-of-31 appearances overall, both career highs.
- Recorded the second double double of the season & his career with 14 pts & 10 rebs. vs. New Mexico (1/31).
- Best three-game offensive stretch of his career came from Air Force (2/12) to Fresno State (2/19) where he averaged 12.4 points, 4.3 rebounds and 1.3 assists and the Aztecs went 3-0 over those games.

2021-22 GAME-BY-GAME STATISTICS

Opponent	GS	MP	FG	3FG	FT	O-D-R	PF	TP	A	TO	S	B
UC RIVERSIDE	*	18	2-4	0-1	0-3	2-0-2	2	4	0	2	1	0
at Brigham Young	*	19	1-4	0-1	1-2	2-4-6	1	3	0	3	0	0
ARIZONA STATE	*	23	4-6	0-2	2-2	1-2-3	3	10	2	1	1	1
UT ARLINGTON	*	25	2-4	0-0	4-4	2-5-7	2	8	3	0	0	1
vs. Georgetown	*	20	3-4	0-0	2-3	0-4-4	2	8	0	1	0	0
vs. Southern California	*	22	1-3	0-1	1-3	1-2-3	1	3	1	0	0	0
LONG BEACH STATE	*	18	4-6	0-0	0-0	0-3-3	4	8	1	1	2	0
at Michigan	*	22	2-6	0-2	1-2	3-4-7	0	5	0	1	0	1
CAL STATE FULLERTON	*	16	1-3	0-1	0-0	0-2-2	4	2	3	2	1	1
vs. Saint Mary's	*	30	2-3	0-0	2-3	0-2-2	0	6	0	1	2	0
UC SAN DIEGO	*	27	6-8	1-2	0-2	1-6-7	0	13	4	1	0	3
SAN DIEGO CHRISTIAN	Canceled											
at UNLV	*	30	4-8	0-1	2-3	3-8-11	3	10	0	1	0	1
COLORADO STATE	*	27	3-4	0-0	4-6	2-1-3	2	10	1	2	1	1
at New Mexico	Postponed											
BOISE STATE	*	16	0-6	0-1	0-0	2-3-5	1	0	0	2	0	0
UNLV	*	21	1-2	0-0	2-2	1-6-7	0	4	1	0	2	0
at Utah State	*	21	3-5	0-1	1-2	0-2-2	0	7	0	0	0	0
NEW MEXICO	*	26	6-10	0-1	2-3	4-6-10	1	14	2	1	1	0
at Colorado State	*	20	1-6	0-3	3-5	3-3-6	1	5	1	3	3	0
NEVADA	*	31	3-6	0-1	1-1	1-4-5	0	7	1	0	1	2
at San Jose State	*	33	4-6	0-1	0-2	1-5-6	1	8	0	2	2	1
AIR FORCE	*	30	4-4	0-0	3-4	0-4-4	2	11	3	2	0	0
UTAH STATE	*	19	5-6	0-0	4-4	2-2-4	2	14	0	0	0	0
at Fresno State	*	31	6-10	1-4	0-0	1-4-5	0	13	1	1	0	1
at Boise State	*	25	2-3	1-1	0-0	0-3-3	2	5	0	1	0	0
SAN JOSE STATE	*	23	4-5	0-0	6-6	2-3-5	1	14	3	2	0	1
at Wyoming	*	18	2-4	2-2	0-0	0-3-3	2	6	0	0	1	0
FRESNO STATE	*	42	3-5	0-0	3-4	1-1-2	0	9	0	2	1	3
at Nevada	*	30	4-6	1-1	1-2	3-3-6	1	10	0	3	1	3
vs. Fresno State	*	19	1-3	0-2	1-1	0-3-3	0	3	1	1	0	1
vs. Colorado State	*	21	1-2	0-0	1-2	3-2-5	0	3	1	0	1	0
vs. Boise State	*	14	0-2	0-1	0-2	0-1-1	0	0	1	0	0	0

MISCELLANEOUS STATS/SAN DIEGO STATE RECORD

Category	2021-22 Season Games	SDSU W/L	Career Games	SDSU W/L
Double-Figure Scoring	10	10-0	12	12-0
15-Point Games	0	0-0	1	1-0
Double-Figure Rebounding	2	2-0	4	4-0
Led SDSU in Scoring	1	1-0	1	1-0
Led SDSU in Rebounding	6	5-1	10	8-2
Led SDSU in Assists	2	2-0	2	2-0
Multiple Steals	5	4-1	8	7-1
One Turnover or Less	20	15-5	59	49-10

Consecutive Games	Current	Long
Consecutive Games Played	48	48*
Scoring A Point	-	21
Scoring in Double Digits	-	3
One Turnover or Less	3	27

* - Denotes an active streak

JOHNSON CAREER STATISTICS

Year	G-GS	Min.-Avg.	FG-FGA	Pct.	3P-3PA	Pct.	FT-FTA	Pct.	OR	DR	Reb	Avg.	PF-D	AT	TO	BS	ST	Pts	Avg.
19-20	18-0	107-5.9	12-34	.353	4-18	.222	6-16	.375	12	18	30	1.7	12-0	4	8	1	5	34	1.9
20-21	24-0	321-13.4	33-73	.452	7-21	.333	22-40	.550	25	61	86	3.6	26-1	16	12	13	6	95	4.0
21-22	31-31	736-23.7	85-154	.552	6-31	.194	47-73	.644	41	101	142	4.6	38-0	30	36	19	20	223	7.2
TOTAL	73-31	1,164-15.9	130-261	.498	17-70	.243	75-129	.581	78	180	258	3.5	76-1	50	56	33	31	352	4.8

SEASON/CAREER HIGHS

Points

Season	12 vs. Saint Mary's (12/17/21)
Career	14 at Air Force (1/22/21)

Rebounds

Season	7 at UNLV (1/1/22)
Career	7 at UNLV (1/1/22)

Assists

Season	3 vs. Colorado State (3/11/22)
	3 at UNLV (1/1/22)
Career	5 vs. San Jose State (2/8/21)
	5 at Air Force (1/22/21)

Field Goals

Season	4 vs. Utah State (2/15/22)
	4 vs. UC San Diego (12/22/21)
	4 vs. Saint Mary's (12/17/21)
	4 vs. Cal State Fullerton (12/8/21)
Career	5 at Air Force (1/22/21)

Field Goals Attempted

Season	10 vs. UC San Diego (12/22/21)
Career	10 vs. UC San Diego (12/22/21)

Three-Point Field Goals

Season	4 vs. Saint Mary's (12/17/21)
Career	4 vs. Saint Mary's (12/17/21)
	4 at Air Force (1/22/21)
	4 vs. Colorado State (1/2/21)

Three-Point FG Attempted

Season	6 vs. Colorado State (3/11/22)
	6 vs. UC San Diego (12/22/21)
Career	6 vs. Colorado State (3/11/22)
	6 vs. UC San Diego (12/22/21)
	6 at Air Force (1/22/21)
	6 vs. Colorado State (1/2/21)

Free Throws

Season	5 vs. Colorado State (3/11/22)
Career	6 vs. Pepperdine (12/6/20)

Free Throws Attempted

Season	8 vs. Colorado State (3/11/22)
Career	8 vs. Colorado State (3/11/22)
	8 vs. Pepperdine (12/6/20)

Steals

Season	2 at Nevada (3/5/22)
	2 vs. Cal State Fullerton (12/8/21)
Career	3 vs. Jackson State (11/27/18)

Blocked Shots

Season	1 at New Mexico (2/5/19)
Career	1 at San Jose State (2/2/19)

Minutes Played

Season	38:06 at UNLV (1/1/22)
Career	38:06 at UNLV (1/1/22)



2 • ADAM SEIKO

GUARD • 6-3 • 210 • SENIOR - 3L
BOSTON, MASS. (SIERRA CANYON HIGH (CALIF.))

(SAY-coe)

Quick Hits

- One of the team's top on-ball defenders.
- **His calling card is "3 and D"... 3-pointers and defense.**
- After redshirting in 2017-18, has appeared in 114-of-120 possible games.
- **98-of-127 career buckets (77.2 percent) have been from distance and 259-of-319 shots (81.2 percent) have come from beyond the three-point line.**
- Entering 2021-22 has averaged 1.5:1 assist-to-turnover ratio and 1.48 turnovers per 40 minutes played.
- **In 5 games, averaged 13.0 points (.488 FG%, .469 3FG% & 1.000 FT%), 3.4 rebounds, 2.5 assists & 1.2 steals while competing for the Ugandan National Team in AfroBasket 2021.**
- His 4-of-4 shooting from beyond the arc vs. Saint Mary's (12/17) marks the ninth time in the Dutcher/Fisher era that an SDSU player has been perfect from three-point range, minimum four attempts, in a game.

Season Highlights

- Grabbed four rebounds in the season opener vs. UC Riverside (11/9).
- Scored his first points (5) of the season at Brigham Young (11/12).
- Made a pair of threes and totaled a season-best 6 points vs. Arizona State (11/18).
- Logged a season-high 32:20 at Michigan (12/4).
- Scored a season-best 11 pts vs. Cal State Fullerton (12/8) & added season-highs in buckets (4), 3-pointers (3), steals (2) and assists (1).
- Scored a season-high 12 points on 4-of-4 shooting from the bonus distance vs. Saint Mary's (12/17).
- Hit his first three 3-pointers against UC San Diego (12/22) and went on to score in double figures for the third straight game, the longest such streak in his career.
- Played a career-high 38:06 at UNLV (1/1) as the team's point guard, not his normal position.
- Hit multiple 3-pointers at Utah State (1/26), it was the 5th time this season and 20th of his career.
- Scored 7 straight points in under 30 seconds vs. New Mexico (1/31)

As a Junior in 2020-21

- Appeared in 27 games and earned the first start of his career vs. Colorado State (1/2).
- Averaged career-bests of 4.2 points and 2.0 rebounds in 20.1 minutes per game.
- Set career-highs with 14 pts and five assists at Air Force (1/22).
- Hit a career-high 26 3-pointers & had seven games in which he hit multiple threes.

As a Sophomore in 2019-20

- Appeared in 29 games off the bench, including a career-high 23 straight from Nov. 22-to-Feb. 22.
- A team high 71.4 percent of his field goals were from the bonus distance (20-of-28).
- Opened the season with 22 straight games with one turnover or less.

As a Redshirt Freshman in 2018-19

- Made his collegiate debut vs. Arkansas-Pine Bluff on Nov. 6, 2018, scoring two points in 11 minutes.
- Played at least 10 minutes in 22-of-32 games in which he appeared.
- Scored 13 points off the bench, a 4.3 point average, in the three games (most points off the bench for SDSU) at the Maui Jim Maui Invitational (MJMI), including going 3-for-5 (.600) from three-point range.

As a Freshman (2017-18)

- Utilized his redshirt season.

Trending

- **Made 10 consecutive 3-pointers over the course of three games (from the Cal State Fullerton game to the UC San Diego contests). In available information, is the only player to reach double-digit consecutive made 3-pointers this year and the first to do so since Kyle Guy (Virginia) made 11 in a row in the 2018-19 season.**
- Has 25 career games with multiple 3-pointers & the Aztecs are 21-4 in those games and have won 14 of the last 15.
- **For his career, he averages 1.3 turnovers per 40 minutes played & has a 1.43:1 assist-to-turnover ratio.**
- His 4-of-4 shooting from beyond the arc vs. Saint Mary's (12/17) marks the ninth time in the Dutcher/Fisher era that an SDSU player has been perfect from three-point range, minimum four attempts, in a game.
- **San Diego State is 47-12 (.797) in games in which Seiko has at least one 3-pointer and is 42-8 (.840) when he shoots at least 50.0 percent from the field.**

2021-22 GAME-BY-GAME STATISTICS

Opponent	GS	MP	FG	3FG	FT	O-D-R	PF	TP	A	TO	S	B
UC RIVERSIDE	*	29	0-2	0-2	0-0	0-4-4	1	0	1	1	0	0
at Brigham Young	*	30	2-7	1-5	0-0	0-3-3	1	5	1	0	1	0
ARIZONA STATE		22	2-4	2-4	0-0	0-1-1	1	6	0	0	1	0
UT ARLINGTON		16	0-4	0-3	2-2	0-1-1	0	2	0	0	0	0
vs. Georgetown		10	2-2	1-1	0-0	0-2-2	1	5	0	0	1	0
vs. Southern California												
LONG BEACH STATE												
at Michigan	*	32	1-5	1-5	0-0	1-1-2	0	3	1	1	1	0
CAL STATE FULLERTON	*	35	4-6	3-4	0-0	1-2-3	0	11	1	0	2	0
vs. Saint Mary's	*	32	4-4	4-4	0-1	0-2-2	2	12	1	1	0	0
UC SAN DIEGO	*	30	4-10	3-6	0-0	1-0-1	1	11	2	0	1	0
SAN DIEGO CHRISTIAN	Cancelled											
at UNLV	*	38	1-2	0-1	2-2	0-7-7	2	4	3	2	0	0
COLORADO STATE												
at New Mexico	Postponed											
BOISE STATE		27	1-4	1-4	0-0	0-2-2	2	3	1	1	0	0
UNLV		21	2-4	0-2	0-0	0-2-2	1	4	1	2	0	0
at Utah State		26	2-5	2-5	0-0	0-1-1	1	6	0	0	1	0
NEW MEXICO		16	2-5	2-4	1-1	0-0-0	0	7	1	1	0	0
at Colorado State		14	0-1	0-0	1-2	0-2-0	0	1	1	2	1	0
NEVADA		21	0-5	0-3	2-4	0-1-1	0	2	2	0	1	0
at San Jose State		15	1-3	1-3	0-0	0-1-1	2	3	0	0	0	0
AIR FORCE		17	1-1	1-1	0-0	0-0-0	1	3	0	1	1	0
UTAH STATE		22	4-5	3-4	0-0	1-1-2	1	11	2	1	0	0
at Fresno State		14	1-3	1-3	0-0	0-0-0	0	3	0	0	0	0
at Boise State		19	1-2	0-1	0-0	0-1-1	2	2	0	3	0	0
SAN JOSE STATE		19	1-4	1-3	0-0	0-2-2	1	3	1	2	1	0
at Wyoming		27	3-6	3-4	0-0	0-2-2	1	9	1	0	0	0
FRESNO STATE		33	2-4	2-4	0-0	0-4-4	2	6	0	1	0	0
at Nevada		26	2-4	1-3	0-0	1-0-1	2	5	2	2	2	0
vs. Fresno State		23	3-5	3-3	2-2	0-0-0	0	11	1	0	0	0
vs. Colorado State		27	2-7	1-6	5-8	1-5-6	0	10	3	1	0	0
vs. Boise State		12	0-2	0-0	0-0	1-1-2	4	0	1	0	0	0

MISCELLANEOUS STATS/SAN DIEGO STATE RECORD

	2021-22 Season	Career
	Games	Games
Double-Figure Scoring	6	9
15-Point Games	0	0
Lead SDSU in Scoring	1	1
Lead SDSU in Rebounding	1	1
Lead SDSU in Assists	1	3
Multiple Steals	2	9
One Turnover or Less	22	99

Consecutive Games	Current	Long
Consecutive Games Played	18	36
Scoring A Point	-	26*
One Turnover or Less	3	22
At Least One Three-Pointer	-	5*

* - Denotes an active streak

IN THE SDSU RECORD BOOK

SINGLE SEASON

Victories

No. 29 - 27 (2019-20)

SEIKO CAREER STATISTICS

Year	G-GS	Min.-Avg.	FG-FGA	Pct.	3P-3PA	Pct.	FT-FTA	Pct.	OR	DR	Reb	Avg.	PF-D	AT	TO	BS	ST	Pts	Avg.
18-19	32-0	389-12.2	17-40	.425	14-33	.424	21-28	.750	3	28	31	1.0	27-0	20	19	1	9	69	2.2
19-20	29-0	359-12.4	28-65	.431	20-54	.370	7-9	.778	4	26	30	1.0	27-0	16	10	0	10	83	2.9
20-21	27-7	542-20.1	34-98	.347	27-82	.329	18-23	.783	6	48	54	2.0	39-0	37	19	0	15	113	4.2
21-22	28-7	653-23.3	48-116	.414	37-90	.411	15-22	.682	7	48	55	2.0	29-0	27	22	0	14	148	5.3
TOTAL	116-14	1,943-16.8	127-319	.398	98-259	.378	61-82	.744	20	150	170	1.5	122-0	100	70	1	48	413	3.6

SEASON/CAREER HIGHS

Points	
Season	30 at Wyoming (2/28/22)
Career	30 at Wyoming (2/28/22)
Rebounds	
Season	10 vs. Fresno State (3/3/22)
Career	10 vs. Fresno State (3/3/22) 10 at Arizona State (1/28/21)* 10 vs. Washington State (1/9/20)* 10 at Arizona State (2/24/19)*
Assists	
Season	6 at Utah State (1/26/22)
Career	6 at Utah State (1/26/22) 6 vs. UC San Diego (12/22/21) 6 vs. Stanford (3/10/21)* 6 vs. Washington State (3/2/19)* 6 vs. Stanford (2/3/19)*
Field Goals	
Season	10 at Wyoming (2/28/22)
Career	10 vs. UNLV (1/24/22) 10 vs. Colorado State (1/8/22) 10 at Wyoming (2/28/22) 10 vs. UNLV (1/24/22) 10 vs. Colorado State (1/8/22) 10 vs. Washington State (1/9/20)*
Field Goals Attempted	
Season	20 at Wyoming (2/28/22)
Career	21 vs. Arizona State (12/3/20)*
Three-Point Field Goals	
Season	5 at Wyoming (2/28/22)
Career	5 vs. Nevada (2/6/22) 5 - 7x; last at Wyoming (2/28/22)
Three-Point FG Attempted	
Season	9 at Wyoming (2/28/22)
Career	9 vs. Nevada (2-6-22) 9 at Wyoming (2/28/22) 9 vs. Nevada (2-6-22) 9 vs. Arizona State (12/3/20)* 9 at UCLA (1/19/20)*
Free Throws	
Season	11 at Nevada (3/5/22)
Career	11 at Nevada (3/5/22) 11 vs. Texas (11/22/19)*
Free Throws Attempted	
Season	12 at Nevada (3/5/22)
Career	12 at Nevada (3/5/22)
Steals	
Season	3 at Fresno State (2/19/22)
Career	3 vs. Nevada (2/6/22) 4 vs. Colorado (3/13/19)*
Blocked Shots	
Season	1 6x; last vs. Fresno State (3/3/22)
Career	2 vs. San Francisco (12/5/18)* 2 at Saint Mary's (12/1/18)*
Minutes Played	
Season	39:09 vs. Fresno State (3/3/22)
Career	42 vs. Washington (2/27/20)*

* - at California



3 • MATT BRADLEY

GUARD • 6-4 • 220 • SENIOR - TR
SAN BERNARDINO, CALIF. (WASATCH ACADEMY (UTAH)/CALIFORNIA)

2021-22 - Mountain West Newcomer of the Year (coaches & media), First-Team All-Mountain West (coaches) Second-Team All-Mountain West (media), Mountain West Player of the Week (Jan. 10 & March 6), Mountain West All-Tournament Team, ESPN National Player of the

Week & NCAA March Madness Player of the Week (March 7)
2020-21 - Second-Team All-Pac-12
2019-20 - Second-Team All-Pac-12, two-time Pac-12 Player of the Week

Rankings (through the games of March 13)

- **NCAA** - No. 105 - Points per Game (17.0), No. 109 - Points (526), No. 110 - Field Goal Attempts (406), No. 123 - Free Throws Made (109), No. 137 - Field Goals Made (180), No. 138 - Free Throw Attempts (138), No. 183 - Free Throw Percentage (.790), No. 207 - Field Goal Percentage (.443), No. 291 - Defensive Rebounds per Game (4.6), No. 313 - 3-Point Field Goals (57), No. 338 - 3-Point Field Goals per Game (1.8)
- **MW** - No. 5 - Free Throw Percentage (.790), No. 6 - 3-Point Field Goals (1.84/g), No. 9 - Scoring (17.0/g), No. 11 - Field Goal Percentage (.443), No. 13 Defensive Rebounds (4.58/g), No. 13 - Rebounding (5.35/g)

Quick Hits

- In 2020-21, was 1-of-5 players in Division I to average 18.0 points per game, while shooting at least .455 from the field, .364 from the bonus distance, a minimum of .821 from the line, and grabbing 4.6 rebounds per game.
- 1,292 pts. in 85 career games entering 2021-22 (1-of 12 players nationally to score at least 1,290 points in the last three seasons) & left Cal as the No. 21 career scorer.
- Included on the Preseason Wooden, Naismith & Jerry West Shooting Guard Award watch lists.
- Among active Division I players, ranks No. 40 in points per game (15.7), No. 38 in free throws made (406) & No. 50 in total points (1,815).
- Vs. UNLV (1/24) became the first Aztec since at least 1996-97 to record the following in a game: 25+ points, 5+ rebounds, 4+ assists, 3+ 3PG, 70.0+ FG Pct.

Season Highlights

- Led the Aztecs w/23 points vs. UC Riverside (11/9) - the most in an Aztec debut since Jerome Habel scored 23 points vs. California on Nov. 18, 2006.
- Grabbed a season high 8 rebounds vs. Arizona State (11/18).
- Led SDSU w/ a then season-best 26 points vs. No. 20 Colorado State.
- Surpassed 1,500-career points vs. Boise State (1/22), 1,600 vs. Nevada (2/6), 1,700 vs. San Jose State (2/25) & 1,800 vs. Colorado State (3/11).
- Equaled his season-high with 27 points at Colorado State (2/4).
- Vs. Nevada (2/6), became just the fourth player in the Brian Dutcher/Steve Fisher era to post a game with at least 26 points, seven rebounds, three assists and three steals (also: Jalen McDaniel (1-26-19), Jamaal Franklin (12-30-11) and Brandon Heath (2-24-07)).
- Set a new career-high with 30 points at Wyoming (2/28).
- Matched his career-best with 10 rebounds vs. Fresno State (3/3).

As a Junior at California (2020-21 Season)

Pac-12 Rankings: No. 3 in scoring, No. 8 in free throw percentage, No. 9 in 3-point field goals, No. 24 in 3-point field goal percentage

NCAA Rankings (top-200): No. 66 in points per game, No. 78 in free throws, No. 114 in free throw percentage, No. 115 in free throw attempts, No. 145 in points, No. 198 in field goal percentage

As a Sophomore at California (2019-20 Season)

Pac-12 Rankings: No. 2 in free throw percentage, No. 5 in scoring, No. 7 in 3-point field goals, No. 8 in minutes, No. 10 in 3-point field goal percentage

NCAA Rankings (top-200): No. 81 in points, No. 84 in free throws, No. 98 in points per game, No. 115 in field goal attempts, No. 144 in field goals, No. 161 in free throw attempts, No. 162 in minutes, No. 169 in 3-point field goals, No. 195 in field goal percentage

As a Freshman at California (2018-19 Season)

Pac-12 Rankings: No. 1 in 3-point field goal percentage, No. 10 in free throw percentage

Trending

- The only active player in Division I, whose first collegiate season was in 2018-19, to have at least 1,815 points, 538 rebounds and has shot at least .400 in both the field and 3-point range.
- In his last six games is averaging 18.2 points, 6.7 rebounds, 2.3 assists and is shooting 45.0 percent (34-of-79), including 41.4 percent (12-of-19) from distance & 29-of-36 from the line (80.6 percent).
- 81 points in the three games from 2/4-2/9 are the most in a three game stretch for an Aztec since Jamaal Franklin scored 84 points, Feb. 25-Mar. 3, 2012.
- Has shot over 40 percent in 18 games this season and over 50 percent from the field in 12 games.

2021-22 GAME-BY-GAME STATISTICS

Opponent	GS	MP	FG	3FG	FT	O-D-R	PF	TP	A	TO	S	B
UC RIVERSIDE	*	33	8-13	0-0	7-9	1-1-2	1	23	1	3	1	1
at Brigham Young	*	23	4-11	0-2	0-0	2-1-3	3	8	2	2	0	0
ARIZONA STATE	*	30	3-11	0-4	6-10	1-7-8	3	12	1	1	2	0
UT ARLINGTON	*	33	3-9	2-5	7-7	1-5-6	3	15	3	2	0	0
vs. Georgetown	*	31	7-16	1-5	3-5	0-7-7	2	18	3	4	0	1
vs. Southern California	*	24	1-7	0-4	1-1	0-4-4	4	3	2	1	0	0
LONG BEACH STATE	*	25	4-8	1-2	3-4	0-7-4	4	12	2	3	1	0
at Michigan	*	33	9-16	2-5	2-3	0-4-4	3	22	2	5	2	0
CAL STATE FULLERTON	*	35	8-18	2-4	4-4	1-1-2	1	22	3	2	1	0
vs. Saint Mary's	*	36	5-14	0-3	4-4	1-1-2	1	14	2	3	2	0
UC SAN DIEGO	*	31	5-12	3-6	0-0	1-4-5	1	13	6	3	2	0
SAN DIEGO CHRISTIAN	Canceled											
at UNLV	*	34	5-18	2-7	5-6	4-3-7	3	17	0	1	2	0
COLORADO STATE	*	32	10-17	4-6	2-2	1-6-7	2	26	0	3	2	0
at New Mexico	Postponed											
BOISE STATE	*	35	3-13	1-6	0-0	2-4-6	2	7	2	3	0	0
UNLV	*	28	10-11	3-3	4-5	0-6-6	2	27	4	4	0	1
at Utah State	*	31	8-12	0-1	3-4	0-6-6	1	19	6	1	2	1
NEW MEXICO	*	26	6-13	2-5	0-0	0-5-5	1	14	3	3	1	0
at Colorado State	*	31	7-18	4-7	9-10	1-3-4	3	27	0	2	1	1
NEVADA	*	33	7-15	5-9	7-10	1-6-7	3	26	3	3	3	0
at San Jose State	*	38	9-17	4-6	6-4	0-7-7	1	28	1	1	1	0
AIR FORCE	*	28	4-8	2-4	3-4	1-4-5	2	13	5	4	1	0
UTAH STATE	*	35	8-16	4-6	2-2	0-3-3	1	22	5	1	1	0
at Fresno State	*	33	1-8	0-2	0-0	0-7-7	1	2	4	1	3	0
at Boise State	*	30	4-13	2-4	2-5	1-5-6	3	12	5	3	1	0
SAN JOSE STATE	*	29	7-13	1-2	0-0	0-0-0	2	15	3	0	1	0
at Wyoming	*	33	10-20	5-9	5-7	0-5-5	2	30	4	4	0	0
FRESNO STATE	*	39	8-18	2-7	8-10	1-9-10	3	26	2	2	1	1
at Nevada	*	33	6-10	1-3	11-12	0-6-6	2	24	1	4	0	0
vs. Fresno State	*	29	2-7	1-4	2-3	0-6-6	3	7	2	6	0	0
vs. Colorado State	*	24	2-7	1-2	0-0	1-5-6	4	5	3	3	1	0
vs. Boise State	*	35	6-17	2-4	3-4	3-4-7	2	17	2	3	1	0

MISCELLANEOUS STATS/CAL & SAN DIEGO STATE RECORD

Category	2021-22 Season Games	SDSU W/L	Career Games	SDSU/Cal W/L
Double-Figure Scoring	25	20-5	96	45-51
15-Point Games	17	14-3	60	32-28
Led SDSU in Scoring	18	14-4	63	29-34
Led SDSU in Rebounding	8	7-1	21	12-9
Led SDSU in Assists	12	8-4	27	15-12
Multiple Three-Pointers	17	13-4	65	31-34
One Turnover or Less	8	6-2	38	14-24
Consecutive Games Played	43	70		
Without Fouling Out	31	31*		
Scoring A Point	97	97*		
At Least One Three-Pointer	8	20		

* - Denotes an active streak

BRADLEY CAREER STATISTICS

Year	G-GS	Min.-Avg.	FG-FGA	Pct.	3P-3PA	Pct.	FT-FTA	Pct.	OR	DR	Reb	Avg.	PF-D	AT	TO	BS	ST	Pts	Avg.
18-19*	31-19	880-28.0	108-263	.412	50-106	.472	68-86	.763	28	84	112	3.4	84-3	63	58	11	27	334	10.8
19-20*	32-30	1065-33.2	181-414	.437	66-172	.384	131-151	.868	22	136	158	4.9	89-3	49	75	7	15	559	17.5
20-21*	22-19	666-30.2	130-286	.455	40-110	.364	96-117	.821	23	79	102	4.6	59-2	37	61	4	8	396	18.0
21-22	31-31	976-31.5	180-406	.443	57-137	.416	109-138	.790	24	142	166	5.4	70-0	82	81	6	33	526	17.0
TOTAL	116-99	3,582-30.9	599-1,369	.438	213-525	.406	406-492	.821	97	441	538	4.6	302-8	230	275	28	83	1,815	15.6

* - at California

SEASON/CAREER HIGHS

Points	
Season	16 vs. Long Beach State (11/30/21)
Career	18 vs. Boise State (2/25/21) 18 at Fresno State (2/18/21) 18 at UNLV (1/26/20)

Rebounds	
Season	7 vs. Cal State Fullerton (12/8/21)
Career	7 vs. Cal State Fullerton (12/8/21)

Assists	
Season	8 at Fresno State (2/19/22) 8 vs. Georgetown (11/25/21)
Career	8 at Fresno State (2/19/22) 8 vs. Georgetown (11/25/21) 8 at UNLV (3/3/21)

Field Goals	
Season	7 vs. Long Beach State (11/30/21) 7 vs. UC Riverside (11/9/21)
Career	8 at Fresno State (2/18/21)

Field Goals Attempted	
Season	16 vs. UC Riverside (11/9/21)
Career	16 vs. UC Riverside (11/9/21)

Three-Point Field Goals	
Season	2 at Wyoming (2/28/22) 2 vs. UT Arlington (11/20/21)
Career	2 at Wyoming (2/28/22) 2 vs. UT Arlington (11/20/21) 2 vs. Boise State (2/25/21) 2 at Fresno State (2/18/21) 2 at UNLV (1/26/20)

Three-Point FG Attempted	
Season	6 at Brigham Young (11/12/21)
Career	6 at Brigham Young (11/12/21)

Free Throws	
Season	5 vs. Air Force (2/12/22) 5 vs. UT Arlington (11/20/21)
Career	5 vs. Air Force (2/12/22) 5 vs. UT Arlington (11/20/21)

Free Throws Attempted	
Season	7 vs. Air Force (2/12/22)
Career	7 vs. Air Force (2/12/22)

Steals	
Season	4 vs. Cal State Fullerton (12/8/21)
Career	4 vs. Cal State Fullerton (12/8/21) 4 vs. St. Katherine (12/2/20)

Blocked Shots	
Season	1 vs. Colorado State (3/11/22) 1 vs. New Mexico (1/31/22)
Career	1 vs. Cal State Fullerton (12/8/21) 1 vs. Georgetown (11/25/21) 1 vs. Colorado State (3/11/22) 1 vs. New Mexico (1/31/22) 1 vs. Cal State Fullerton (12/8/21) 1 vs. Georgetown (11/25/21) 1 vs. Boise State (1/11/20) 1 vs. San Diego Christian (12/18/19)

Minutes Played	
Season	38:45 vs. Fresno State (3/3/22)
Career	38:45 vs. Fresno State (3/3/22)

IN THE SDSU RECORD BOOK

SINGLE SEASON

Victories
No. 11 - 30 (2019-20)

PULLIAM CAREER STATISTICS

Year	G-GS	Min.-Avg.	FG-FGA	Pct.	3P-3PA	Pct.	FT-FTA	Pct.	OR	DR	Reb	Avg.	PF-D	AT	TO	BS	ST	Pts	Avg.
19-20	32-0	561-17.5	43-98	.439	7-21	.333	14-22	.636	12	48	60	1.9	42-1	60	28	2	19	107	3.3
20-21	28-28	730-26.1	85-207	.411	13-48	.271	20-30	.667	15	70	85	3.0	55-0	99	42	0	39	203	7.3
21-22	30-30	920-30.7	96-244	.393	19-61	.311	44-63	.698	5	70	75	2.5	77-0	103	63	4	32	255	8.5
TOTAL	90-58	2,211-24.6	224-549	.408	39-130	.300	78-115	.678	32	188	220	2.4	174-1	262	133	6	90	565	6.3



4 • TREY PULLIAM

GUARD • 6-3 • 180 • SENIOR - 2L
BRYAN, TEXAS (CONSOLIDATED HIGH/NAVARRO COLLEGE)

(tray pull-EE-yum)

2020-21 - Honorable Mention All-Mountain West

Rankings (through the games of March 13)

- **NCAA** - No. 208 - Assists-to-Turnover Ratio (1.63:1), No. 229 - Assists per Game (3.4), No. 234 - Assists (103)
- **MW** - No. 7 - Assist-to-Turnover Ratio (1.63:1), No. 10 - Assists (3.43/g)

Quick Hits

- Can play both point and shooting guard & scores from all three levels.
- At the start of the 2021-22 season, among players who began their DI career in 2019-20 and are still competing, his 53 victories and .883 winning percentage (53-7) in his first two seasons ranked 2nd in the NCAA and his 159 assists were tops among the group.
- Competed at Navarro College (Corsicana, Texas) for two seasons where he averaged 11.6 points, 4.9 assists and 3.6 rebounds in 58 games.
- Reached the NJCAA Division I Region XIV championship game in 2018-19.
- Finished his Navarro career ranked second in assists (283), fifth in steals (101) and 11th in scoring (671).

Season Highlights

- Scored 15 pts in the season opener vs. UC Riverside (11/9).
- In a career-high 35:55, he scored 12 points at Brigham Young (11/2) and it was the first time in his major college career the team lost when he reached double digits (8-1).
- Snatched a career-best six rebs. vs. Arizona State (11/18).
- Against UT Arlington (11/20) was 5-of-5 from the line, the first time in his major college career he had been perfect from the line w/ more than two attempts in a game & the 5 makes are a career-high.
- Recorded a season-high 16 points on 7-of-9 from the field, including 1-of-1 from the bonus distance and 1-of-2 from the line.
- Played a career-high 37:29 at Michigan (12/4).
- Grabbed a career-best 7 boards vs. Cal State Fullerton (12/8).
- Totaled 15 points each in the two games against vs. Cal State Fullerton (12/8) & Saint Mary's (12/17).
- Led the team with 7 assists vs. UC San Diego (12/22).
- Reached double-digit scoring for the 8th time this season, with 11 points vs. UNLV (1/24).
- Matched his career-high with 8 assists at Fresno State (2/19).
- Scored in double figures, 13 pts vs. San Jose State (2/25), for the first time in 10 games.

As a Senior (2020-21)

MW Rankings: 1st in assist-to-turnover ratio, 5th in steals, 6th in assists
NCAA Rankings: 43rd assist-to-turnover ratio, 102nd in steals, 117th in assists, 220th in assists per game, 225th in steals per game

As a Junior (2019-20)

- Made his major college debut vs. Texas Southern (11/5).
- Appeared in all 32 games as a reserve; one of six players who appeared in every contest.
- Scored a season-high 18 points on 6-of-6 shooting from the floor at UNLV (1/26), becoming the fifth player in the Dutcher/Fisher era, and first since Zylan Cheatham (vs. Savannah State, 11-28-16), to score at least 18 points without missed a shot from the field (previous four players: Cheatham, Aerick Sanders, Kyle Spain and Billy White).

Trending

- In 15 away/neutral games this season, is averaging 8.5 points, 3.6 assists, 2.4 rebounds and 16 steals.
- For his career (88 games) has a 1.97:1 assist-to-turnover ratio.
- When he reaches double figure scoring, SDSU is 19-2 in his Aztec career.
- In his last 41 games, has averaged 9.0 points, 3.6 assists, 2.6 rebounds compared to 4.0 points, 2.3 assists and 2.3 rebounds in his first 49 games as an Aztec.
- In his SDSU career, when he totals at least four assists in a game, the Aztecs are 25-4 and he averages 5.3 dimes in those contests.
- In his last seven games is averaging 10.7 points (31-69 FG, .456), 3.1 assists & 2.3 rebounds
- His 30 points in the two games vs. Cal State Fullerton & Saint Mary's, is the highest two-game output of his major college career.
- 19 of his 21 career double figure scoring games have come in the last 41 contests.
- Has played 30+ minutes in 20-of-30 games this year, including six in a row to start the season.
- Missed the first game of his Aztecs career at UNLV (1/1), snapping a 71-game streak, which included 39 straight starts.

2021-22 GAME-BY-GAME STATISTICS

Opponent	GS	MP	FG	3FG	FT	O-D-R	PF	TP	A	TO	S	B
UC RIVERSIDE	*	31	7-16	1-3	0-0	1-3-4	3	15	1	2	0	0
at Brigham Young	*	36	5-14	1-6	1-2	0-3-3	3	12	4	0	0	0
ARIZONA STATE	*	31	1-5	0-1	2-4	0-6-6	3	4	4	1	1	0
UT ARLINGTON	*	31	2-6	2-2	5-5	0-1-1	4	11	2	1	1	0
vs. Georgetown	*	35	3-9	1-3	0-2	0-1-1	2	7	8	1	3	1
vs. Southern California	*	34	4-10	1-2	2-4	0-3-3	4	11	1	3	1	0
LONG BEACH STATE	*	24	7-9	1-1	1-2	0-1-1	2	16	5	2	2	0
at Michigan	*	37	2-9	0-2	3-4	1-4-5	4	7	2	2	2	0
CAL STATE FULLERTON	*	37	5-10	1-3	4-4	0-7-7	2	15	3	5	4	1
vs. Saint Mary's	*	36	6-11	1-1	2-2	0-1-1	3	15	6	4	1	0
UC SAN DIEGO	*	33	1-6	1-2	1-2	0-2-2	2	4	7	2	1	0
SAN DIEGO CHRISTIAN	Cancelled											
at UNLV	INJ											
COLORADO STATE	*	23	1-4	0-0	0-0	0-2-2	4	2	4	3	0	0
at New Mexico	Postponed											
BOISE STATE	*	20	2-6	0-1	0-0	0-0-0	1	4	1	2	1	0
UNLV	*	25	4-8	1-3	2-4	0-2-2	3	11	2	3	0	0
at Utah State	*	27	0-4	0-1	0-0	0-3-3	2	0	0	4	2	0
NEW MEXICO	*	28	1-3	0-2	0-0	0-4-4	0	3	6	1	0	1
at Colorado State	*	36	2-7	0-2	0-0	0-4-4	1	4	3	4	1	0
NEVADA	*	36	4-9	1-4	0-0	0-1-1	3	9	3	1	0	0
at San Jose State	*	26	1-8	0-1	4-4	0-1-1	4	6	3	1	0	0
AIR FORCE	*	30	2-4	0-0	5-7	0-4-4	2	9	4	2	1	0
UTAH STATE	*	30	1-6	0-0	0-0	0-2-2	3	2	3	2	1	0
at Fresno State	*	34	3-8	1-2	2-2	1-0-1	2	9	8	2	1	0
at Boise State	*	22	1-4	0-0	2-2	0-1-1	3	4	1	0	0	0
SAN JOSE STATE	*	26	4-7	1-1	4-4	0-1-1	2	13	0	2	2	0
at Wyoming	*	28	6-11	2-5	0-0	2-3-5	2	14	3	1	1	0
FRESNO STATE	*	39	4-13	1-4	0-2	0-2-2	3	9	4	2	2	0
at Nevada	*	30	5-10	0-3	2-4	0-3-3	4	12	4	3	1	0
vs. Fresno State	*	32	5-9	0-1	0-1	0-2-2	1	10	2	1	1	0
vs. Colorado State	*	34	4-8	1-4	2-2	0-0-0	1	11	6	2	0	0
vs. Boise State	*	33	3-10	0-1	0-0	0-3-3	4	6	3	4	2	1

MISCELLANEOUS STATS/SAN DIEGO STATE RECORD

Category	2021-22 Season Games	SDSU W/L	Career Games	SDSU W/L
Double-Figure Scoring	13	11-2	21	19-2
15-Point Games	4	4-0	8	8-0
Lead SDSU in Scoring	4	3-1	5	4-1
Lead SDSU in Rebounding	0	0-1	1	0-1
Lead SDSU in Assists	18	14-4	38	29-9
Multiple Steals	8	5-3	22	17-5
One Turnover or Less	10	8-2	53	45-8

Consecutive Games	Current	Long
Consecutive Games Played	20	71
Scoring A Point	14	28
One Turnover or Less	-	8

* - Denotes an active streak

SEASON/CAREER HIGHS

Points	
Season	16 vs. Colorado State (3/11/22) 16 vs. Georgetown (11/25/21)
Career	16 vs. Colorado State (3/11/22) 16 vs. Georgetown (11/25/21)

Rebounds	
Season	6 vs. New Mexico (1/31/22) 6 vs. Colorado State (1/8/22)
Career	6 vs. New Mexico (1/31/22) 6 vs. Colorado State (1/8/22)

Assists	
Season	5 at Utah State (1/26/22)
Career	6 vs. Wyoming (1/28/21)

Field Goals	
Season	6 vs. Georgetown (11/25/21)
Career	6 vs. Georgetown (11/25/21) 6 at Utah State (1/16/21)

Field Goals Attempted	
Season	14 vs. Southern California (11/26/21)
Career	10 vs. Arizona State (11/18/21)

Three-Point Field Goals	
Season	3 vs. Colorado State (3/11/22) 3 vs. Georgetown (11/25/21)
Career	3 vs. Colorado State (3/11/22) 3 vs. Georgetown (11/25/21)

Three-Point FG Attempted	
Season	6 vs. Arizona State (11/18/21)
Career	6 vs. Arizona State (11/18/21)

Free Throws	
Season	5 vs. UC Riverside (11/9/12)
Career	5 vs. UC Riverside (11/9/12) 5 vs. Nevada (3/12/21)

Free Throws Attempted	
Season	6 vs. Arizona State (11/18/21) 6 vs. UC Riverside (11/9/12)
Career	7 vs. Nevada (3/12/21) 7 at Fresno State (2/20/21)

Steals	
Season	4 vs. San Jose State (2/25/22) 4 at San Jose State (2/9/22)
Career	4 vs. Colorado State (1/8/22) 5 at Utah State (1/16/21)

Blocked Shots	
Season	1 at Utah State (1/26/22) 1 vs. Boise State (1/22/22) 1 vs. Colorado State (1/8/22) 1 vs. Long Beach State (11/30/21)
Career	1 at Utah State (1/26/22) 1 vs. Boise State (1/22/22) 1 vs. Colorado State (1/8/22) 1 vs. Long Beach State (11/30/21) 1 vs. Pepperdine (12/6/20)

Minutes Played	
Season	35:15 at San Jose State (2/9/22)
Career	35:15 at San Jose State (2/9/22)



5 • LAMONT BUTLER

GUARD • 6-2 • 200 • SOPHOMORE - 1L
MORENO VALLEY, CALIF. (RIVERSIDE POLY HIGH)

2021-22 - Mountain West All-Defensive Team
2021-22 - Paycom Wooden Legacy All-Tournament Team
2020-21 - Mountain West Scholar-Athlete, Academic All-Mountain West

Rankings (through the games of March 13)

- **NCAA** - No. 79 - Steals per Game (1.77), No. 173 - Steals (46)
- **MW** - No. 2 - Steals (1.77/g)

Quick Hits

- A physical point guard, who is equally comfortable getting to the rim, shooting from midrange or dishing the ball to his teammates.
- Rated a four-star recruit by ESPN and three-star talent by Rivals.com and 247Sports.com.
- Named one of the class of 2020's top-50 point guards nationally by ESPN (No. 30).
- Passed NBA Hall of Famer Reggie Miller as Poly's all-time leading scorer with more than 1,800-career points, shooting .432 (642-of-1,485) from the floor, with 559 assists and 271 steals.
- Earned inclusion on the Paycom Wooden Legacy all-tournament team where he averaged 12.5 points, 2.5 rebounds, 2.0 assists & had a 4.0:1 assist to turnover ratio.

Season Highlights

- Equaled a career-high 5 FTs in the season-opener vs. UC Riverside (11/9).
- Scored a career-best 14 points vs. Arizona State (11/18), including a career-high 2 threes & 5 FTs in 28:50.
- Played a career-high 30:00 & led the team w/ 3 steals vs. UT Arlington (11/20).
- Scored a career-best 16 points (6-of-6 FG & 3-of-3 3FG) vs. Georgetown in the semifinal of the Paycom Wooden Legacy (the first SDSU player in 26 seasons to post a perfect night shooting from the field with at least six field goal attempts and at least three three-point field goal attempts).
- Against Long Beach State reached double figure scoring for the third time this year (3-0) & eighth time as an Aztec (7-1).
- Returned to action vs. No. 20 Colorado State (1/8) after a 40 day/5 game stretch due to a fractured wrist & finished with a career-high 6 rebounds and added 11 points.
- Led the team with 10 pts & 3 assists vs. Boise State (1/22).
- Notched a season-high 5 assists at Utah State (1/26).
- Equaled a season & career-best with 6 rebounds vs. New Mexico (1/31).

As a Freshman (2020-21 Season)

- Is the only player to compile at least 13 points & five steals off the bench (at Utah State on 1/16) for SDSU, regardless of class, in the last 25 years.
- Combine his 13 pts & 5 steals at Utah State & he is just the third San Diego State true freshman to have at least that many points and steals in a game since the start of the 1996-97 season (Kyle Spain & Richie Williams in 2005-06).
- Was the first Aztec true freshman to start back-to-back games since Nathan Mensah on March 15 & 16, 2019 and is just the third freshman in the previous four seasons to start a game for SDSU (Matt Mitchell & Nathan Mensah).

Trending

- The team is 42-12 in games in which he has played, and is 20-6 in his starts where he is averaging 7.5 points, 2.2 rebounds & 2.3 assists.
- In 3 games in the MW tourney averaged 9.7 points on 52.9 percent shooting (9-of-17) and 2.3 assists.
- In 26 career road/neutral games (17-9) is averaging 6.0 points, 1.8 rebounds and 1.7 assists.
- In games in which he has both multiple steals and assists, the Aztecs are 13-2 and he averages 3.1 assists, 2.7 steals, 8.4 points and 2.6 rebounds.
- When he has three or more steals in a game, he averages 9.4 points, 3.6 steals, 2.6 rebounds, 2.9 assists.
- In games in which he has a minimum of 3 assists, SDSU is 15-2, and he averages 8.1 points, 3.6 assists, 2.3 rebounds and 1.9 steals.
- Scored in double figures (10.7 ppg) vs. Long Beach State, Colorado State & Boise State, the longest streak of consecutive double-digit scoring games in his career.
- Appeared in the first 35 games of his college career, including two starts in 2020-21 and five games this year before an injury vs. Long Beach State shelved him for 40 days/5 games.
- Scored in 25 straight games, the longest such streak in his college career and averaged 7.0 points, 2.1 assists, 2.0 rebounds and 1.8 steals, prior to the streak being snapped vs. Fresno State (3/3).

2021-22 GAME-BY-GAME STATISTICS

Opponent	GS	MP	FG	3FG	FT	O-D-R	PF	TP	A TO	S	B
UC RIVERSIDE		16	0-1	0-0	5-6	0-1-1	3	5	1	2	0
at Brigham Young		13	2-5	0-1	0-1	0-1-1	5	4	0	2	2
ARIZONA STATE	*	29	4-10	2-6	4-6	0-3-3	2	14	3	3	2
UT ARLINGTON	*	30	3-7	1-2	2-3	0-4-4	2	9	3	5	3
vs. Georgetown	*	20	6-6	3-3	1-2	0-2-2	4	16	3	1	3
vs. Southern California	*	35	4-14	1-3	0-0	0-3-3	1	9	1	0	1
LONG BEACH STATE	*	25	3-5	1-2	4-4	0-1-1	1	11	3	3	3
at Michigan		INJ									
CAL STATE FULLERTON		INJ									
vs. Saint Mary's		INJ									
UC SAN DIEGO		INJ									
SAN DIEGO CHRISTIAN		Canceled									
at UNLV		INJ									
COLORADO STATE	*	28	4-12	1-3	2-2	1-5-6	3	11	3	2	4
at New Mexico		Postponed									
BOISE STATE	*	35	4-12	2-5	0-0	1-1-2	2	10	3	3	2
UNLV	*	24	4-7	1-2	0-0	0-0-0	2	9	1	2	2
at Utah State	*	34	2-7	0-2	0-0	0-1-1	3	4	5	5	1
NEW MEXICO	*	27	4-8	1-2	0-0	1-5-6	3	9	4	1	2
at Colorado State	*	26	3-9	2-4	0-0	2-3-5	2	8	1	1	1
NEVADA	*	24	2-5	0-2	3-3	0-0-0	3	7	2	1	1
at San Jose State	*	35	29	0-3	0-0	0-0-0	0	4	3	2	4
AIR FORCE	*	26	1-5	0-2	2-3	0-0-0	4	4	3	2	1
UTAH STATE	*	20	1-6	0-2	0-1	1-0-1	1	2	4	1	2
at Fresno State	*	20	1-4	1-2	0-0	0-2-2	3	3	0	1	0
at Boise State	*	26	2-4	1-2	0-0	0-0-0	3	5	0	1	0
SAN JOSE STATE	*	23	2-6	0-3	0-0	0-2-2	2	4	2	2	4
at Wyoming	*	23	2-6	0-1	2-2	3-2-5	3	6	1	1	2
FRESNO STATE	*	27	0-5	0-4	0-0	0-2-2	2	0	1	2	2
at Nevada	*	27	4-7	2-3	1-2	0-3-3	4	11	1	3	1
vs. Fresno State	*	25	2-7	0-4	1-2	0-0-0	1	5	4	1	0
vs. Colorado State	*	22	2-4	0-2	4-4	1-0-1	1	8	2	3	2
vs. Boise State	*	29	5-6	3-3	3-3	0-0-0	3	16	1	1	1

MISCELLANEOUS STATS/SDSU RECORD

Category	2021-22 Season		Career	
	Games	SDSU W/L	Games	SDSU W/L
Double-Figure Scoring	7	5-2	12	9-3
Lead SDSU in Scoring	2	1-1	2	1-1
Lead SDSU in Rebounding	0	0-0	0	0-0
Lead SDSU in Assists	4	3-1	8	7-1
Multiple Three-Pointers	5	3-2	6	4-2
One Turnover or Less	11	7-4	32	26-6
Consecutive Games	Current	Long		
Consecutive Games Played	19	35		
Scoring A Point	31	31*		
One Turnover or Less	1	5		

* - Denotes an active streak

BUTLER CAREER STATISTICS

Year	G-GS	Min.-Avg.	FG-FGA	Pct.	3P-3PA	Pct.	FT-FTA	Pct.	OR	DR	Reb	Avg.	PF-D	AT	TO	BS	ST	Pts	Avg.
20-21	28-2	347-12.4	40-101	.396	9-31	.290	32-48	.667	5	43	48	1.7	49-1	43	35	1	24	121	4.3
21-22	26-24	669-25.7	69-177	.390	22-68	.324	34-44	.773	10	41	51	2.0	63-1	55	51	4	46	194	7.5
TOTAL	54-26	1,016-18.8	109-278	.392	31-99	.313	66-92	.717	15	84	99	1.8	112-2	98	86	5	70	315	5.8

SEASON/CAREER HIGHS

Points	
Season	12 vs. Long Beach State (11/30/21)
Career	13 at Air Force (1/22/21)

Rebounds	
Season	2 vs. Boise State (1/22/22) 2 at UNLV (1/1/22) 2 vs. Saint Mary's (12/17/21) 2 at Michigan (12/4/21) 2 vs. Long Beach State (11/30/21) 2 vs. UT Arlington (11/20/21)
Career	2 vs. Boise State (1/22/22) 2 at UNLV (1/1/22) 2 vs. Saint Mary's (12/17/21) 2 at Michigan (12/4/21) 2 vs. Long Beach State (11/30/21) 2 vs. UT Arlington (11/20/21)

Assists	
Season	2 at UNLV (1/1/22)
Career	2 at UNLV (1/1/22) 2 at Air Force (1/22/21)

Field Goals	
Season	4 vs. Long Beach State (11/30/21)
Career	5 at Air Force (1/22/21)

Field Goals Attempted	
Season	9 vs. Long Beach State (11/30/21)
Career	9 vs. Long Beach State (11/30/21) 9 at Air Force (1/22/21) 9 vs. St. Katherine (12/2/20)

Three-Point Field Goals	
Season	2 vs. Colorado State (1/8/22) 2 at Michigan (12/4/21) 2 vs. Long Beach State (11/30/21)
Career	4 vs. St. Katherine (12/2/20)

Three-Point FG Attempted	
Season	7 vs. Long Beach State (11/30/21)
Career	8 vs. St. Katherine (12/2/20)

Free Throws	
Season	2 vs. Long Beach State (11/30/21)
Career	2 vs. Long Beach State (11/30/21)

Free Throws Attempted	
Season	2 at UNLV (1/1/22) 2 vs. Long Beach State (11/30/21)
Career	2 at UNLV (1/1/22) 2 vs. Long Beach State (11/30/21)

Steals	
Season	1 at Michigan (12/4/21) 1 vs. Long Beach State (11/30/21) 1 at Brigham Young (11/12/21) 1 vs. UC Riverside (11/9/21)
Career	2 at Air Force (1/24/21)

Blocked Shots	
Season	
Career	

Minutes Played	
Season	21:03 vs. Long Beach State (11/30/21)
Career	21:03 vs. Long Beach State (11/30/21)



10 • KEITH DINWIDDIE JR.

GUARD • 6-0 • 185 • SOPHOMORE - SQ
LOS ANGELES, CALIF. (FAIRFAX SENIOR HIGH)

Quick Hits

- A shooting guard who can provide instant offense off the bench.
- Named a three-star recruit and one of the class of 2020's top-50 shooting guards nationally (No. 47) by Rivals.com.
- As a HS senior, he earned Western League Most Valuable Player honors as well as co-Player of the Year for both the All-City Open Division & All-CIF LA City Section.
- In two varsity seasons, as a junior and senior, his team went 53-8 overall, including 22-0 in Western League action which resulted in back-to-back league championships.
- As a junior, led his team to the Los Angeles City Section Open Division championship, the No. 5 ranking in the state and No. 22 in the nation.

Season Highlights

- Played 6 mins in the season opener vs. UC Riverside (11/9) and had one steal.
- Scored his first bucket of the campaign, a 3-pointer, at Brigham Young (11/12).
- Grabbed a career-high 2 rebounds vs. UT Arlington (11/20).
- Scored a season-high 12 points, one off his career best, vs. Long Beach State (11/30).
- Hit multiple 3-pointers in back-to-back games (vs. Long Beach State & at Michigan) for just the second time in his college career. (two in each game).
- Matched his career-best with two rebounds vs. Saint Mary's (12/17).
- Equaled his career-high with two assists at UNLV (1/1) where he also got his first career start.
- Versus No. 20 Colorado State (1/8), sank multiple 3-pointers (3rd time this season).

As A Freshman (2020-21 Season)

- Made his college debut vs. UC Irvine (11/27) & knocked down two 3-ptns in just over a minute.
- Averaged 0.818 points per minutes played, which was tops on the squad.
- Averaged 32.7 points per 40 minutes played.

Trending

- For his career 69.0 percent of his buckets are from the bonus distance (20-of-29) and 69.4 percent of his shots (59-of-85) are from downtown.
- His .448 field goal & .455 3-point field goal percentages were the highest among SDSU's scholarship freshmen last season.
- Had appeared in 15 consecutive games to open the season, and including the NCAA tournament last year, had appeared in 16 straight games, a career-high, before missing the game at Utah State (1/26).
- Has played double figure minutes in eight of the last 13 games, including a run of five straight and a career-high 21:03 vs. Long Beach State (11/30).
- Per 40 minutes played, is averaging 14.5 points, 3.0 rebounds, 1.8 assists and 1.1 steals in 23 career games.
- In six games in which he has hit multiple 3-pointers during his career, the Aztecs are 5-1.
- In 8 career games against MW competition (7-1), is averaging 2.8 points with 5-of-8 made FGs coming from the bonus distance, and 0.8 assists and 0.8 rebounds.
- In three true MW road games (3-0), has averaged 5.3 points, 1.7 assists and 1.0 rebounds and set his single game career-high with 13 points at Air Force (1/22/21).

2021-22 GAME-BY-GAME STATISTICS

Opponent	GS	MP	FG	3FG	FT	O-D-R	PF	TP	A	TO	S	B
UC RIVERSIDE	6	0-1	0-0	0-0	0-0-0	1	0	0	0	1	0	0
at Brigham Young	11	1-4	1-4	0-0	0-0-0	0	3	1	0	1	0	0
ARIZONA STATE	4	1-1	0-0	0-0	0-0-0	0	2	0	1	0	0	0
UT ARLINGTON	12	1-3	1-2	0-0	0-2-2	0	3	0	0	0	0	0
vs. Georgetown	18	1-3	1-1	0-0	0-0-0	2	3	0	1	0	0	0
vs. Southern California	20	0-5	0-4	0-0	0-0-0	2	0	1	1	0	0	0
LONG BEACH STATE	21	4-9	2-7	2-2	0-2-2	1	12	1	1	1	0	0
at Michigan	14	3-8	2-6	0-0	0-2-2	2	8	0	1	1	0	0
CAL STATE FULLERTON	5	0-1	0-1	0-0	0-1-1	2	0	0	1	0	0	0
vs. Saint Mary's	8	1-4	0-0	0-0	0-2-2	1	2	0	0	0	0	0
UC SAN DIEGO	16	2-3	1-2	0-0	0-1-1	1	5	1	1	0	0	0
SAN DIEGO CHRISTIAN	Canceled											
at UNLV	*	15	0-5	0-3	1-2	0-2-2	1	1	2	0	0	0
COLORADO STATE	10	2-3	2-3	0-0	0-0-0	1	6	1	0	0	0	0
at New Mexico	Postponed											
BOISE STATE	3	0-1	0-0	0-0	0-2-2	0	0	0	0	0	0	0
UNLV	8	0-4	0-3	0-0	0-1-1	1	0	0	0	0	0	0
at Utah State	DNP											
NEW MEXICO	9	0-1	0-1	0-0	0-0-0	0	0	0	0	0	0	0
at Colorado State	DNP											
NEVADA	DNP											
at San Jose State	DNP											
AIR FORCE	DNP											
UTAH STATE	DNP											
at Fresno State	DNT											
at Boise State	DNT											
SAN JOSE STATE	DNP											
at Wyoming	DNT											
FRESNO STATE	DNP											
at Nevada	DNT											
vs. Fresno State	DND											
vs. Colorado State	DND											
vs. Boise State	DND											

MISCELLANEOUS STATS/SDSU RECORD

Category	2021-22 Season Games	SDSU W/L	Career Games	SDSU W/L
Double-Figure Scoring	1	1-0	3	3-0
Lead SDSU in Scoring	0	0-0	0	0-0
Lead SDSU in Rebounding	0	0-0	0	0-0
Lead SDSU in Assists	0	0-0	0	0-0
Multiple Three-Pointers	3	2-1	6	5-1
One Turnover or Less	15	12-3	22	18-4
Consecutive Games	Current	Long		
Consecutive Games Played	-	16		
Scoring A Point	-	4		
One Turnover or Less	23	23*		

* - Denotes an active streak

DINWIDDIE JR. CAREER STATISTICS

Year	G-GS	Min.-Avg.	FG-FGA	Pct.	3P-3PA	Pct.	FT-FTA	Pct.	OR	DR	Reb	Avg.	PF-D	AT	TO	BS	ST	Pts	Avg.
20-21	7-0	44-6.3	13-29	.448	10-22	.455	0-0	.000	1	1	2	0.3	1-0	3	1	0	2	36	5.1
21-22	16-1	179-11.2	16-56	.286	10-37	.270	3-4	.750	0	15	15	0.9	15-0	7	7	0	4	45	2.8
TOTAL	23-1	223-9.7	29-85	.341	20-59	.339	3-4	.750	1	16	17	0.7	16-0	10	8	0	6	81	3.5

SEASON/CAREER HIGHS

Points

Season
Career

Rebounds

Season
Career

Assists

Season
Career

Field Goals

Season
Career

Field Goals Attempted

Season
Career

Three-Point Field Goals

Season
Career

Three-Point FG Attempted

Season
Career

Free Throws

Season
Career

Free Throws Attempted

Season
Career

Steals

Season
Career

Blocked Shots

Season
Career

Minutes Played

Season
Career



11 • DEMARSHAY JOHNSON JR.

FORWARD • 6-9 • 225 • FRESHMAN - HS
RICHMOND, CALIF. (SALESIAN COLLEGE PREP)

Quick Hits

- A 2021 graduate of Salesian College Prep in Richmond, Calif.
- A three-star recruit according to Rivals and 247Sports, who also had him rated as the No. 27 center in the nation.
- In four seasons, he helped his team to a 101-12 record, including a 37-0 mark in Tri-County Athletic League (TCAL) play.
- The program won three TCAL championships and back-to-back (2017-18 & 2018-19) CIF North Coast Section Division III titles.
- As a sophomore earned honorable mention All-TCAL distinction as Salesian went 31-1, including 10-0 in league play.
- As a junior (2019-20) Salesian posted a 25-7 record, were TCAL champions with a 10-0 mark, and reached the semifinals of the CIF North Coast Section Open Division playoffs.
- In each of his first three years, Salesian finished the season nationally ranked No. 16 (2017-18), No. 14 (2018-19) and No. 31 (2019-20) according to maxpreps.com.

2021-22 GAME-BY-GAME STATISTICS

Opponent	GS	MP	FG	3FG	FT	O-D-R	PF	TP	A	TO	S	B
UC RIVERSIDE		DNP										
at Brigham Young		DNP										
ARIZONA STATE		DNP										
UT ARLINGTON		DNP										
vs. Georgetown		DND										
vs. Southern California		DND										
LONG BEACH STATE		DNP										
at Michigan		DND										
CAL STATE FULLERTON		DNP										
vs. Saint Mary's		DNP										
UC SAN DIEGO		DNP										
SAN DIEGO CHRISTIAN		Canceled										
at UNLV		DNT										
COLORADO STATE		INJ										
at New Mexico		Postponed										
BOISE STATE		DNP										
UNLV		DNP										
at Utah State		DNP										
NEW MEXICO		DNP										
at Colorado State		DNP										
NEVADA		DND										
at San Jose State		DND										
AIR FORCE		DND										
UTAH STATE		DND										
at Fresno State		DND										
at Boise State		DND										
SAN JOSE STATE		DND										
at Wyoming		DND										
FRESNO STATE		DND										
at Nevada		DND										
vs. Fresno State		DND										
vs. Colorado State		DND										
vs. Boise State		DND										

MISCELLANEOUS STATS/SAN DIEGO STATE RECORD

Category	2021-22 Season		Career	
	Games	SDSU W/L	Games	SDSU W/L
Double-Figure Scoring	0	0-0	0	0-0
15-Point Games	0	0-0	0	0-0
20-Point Games	0	0-0	0	0-0
Lead SDSU in Scoring	0	0-0	0	0-0
Lead SDSU in Rebounding	0	0-0	0	0-0
Lead SDSU in Assists	0	0-0	0	0-0
Multiple Steals	0	0-0	0	0-0
One Turnover or Less	0	0-0	0	0-0

Consecutive Games	Current	Long
Double-Figure Scoring	-	-
Consecutive Games Played	-	-
Without Fouling Out	-	-
With A Steal	-	-
One Turnover or Less	-	-

* - Denotes an active streak

JOHNSON JR. CAREER STATISTICS

Year	G-GS	Min.-Avg.	FG-FGA	Pct.	3P-3PA	Pct.	FT-FTA	Pct.	OR	DR	Reb	Avg.	PF-D	AT	TO	BS	ST	Pts	Avg.
21-22	0-0	0-0.0	0-0	.000	0-0	.000	0-0	.000	0	0	0	0.0	0-0	0	0	0	0	0	0.0

SEASON/CAREER HIGHS

Points

Season	2 vs. San Jose State (2/25/22)
	2 vs. UNLV (1/24/22)
Career	6 vs. Wyoming (1/30/21)

Rebounds

Season	1 vs. San Jose State (2/25/22)
	1 vs. Colorado State (1/8/22)
Career	2 at Air Force (1/24/21)

Assists

Season	
Career	

Field Goals

Season	1 vs. San Jose State (2/25/22)
	1 vs. UNLV (1/24/22)
Career	2 vs. Wyoming (1/30/21)
	2 at Air Force (1/24/21)

Field Goals Attempted

Season	3 vs. Long Beach State (11/30/21)
Career	3 vs. Long Beach State (11/30/21)
	3 at Air Force (1/24/21)

Three-Point Field Goals

Season	
Career	

Three-Point FG Attempted

Season	1 vs. UNLV (1/24/22)
Career	2 vs. Long Beach State (11/30/21)

Free Throws

Season	
Career	2 vs. Wyoming (1/30/21)

Free Throws Attempted

Season	
Career	2 vs. Wyoming (1/30/21)
	2 at Air Force (1/24/21)

Steals

Season	1 vs. Long Beach State (11/30/21)
	1 vs. Georgetown (11/25/21)
Career	1 vs. Long Beach State (11/30/21)
	1 vs. Georgetown (11/25/21)

Blocked Shots

Season	1 vs. UNLV (1/24/22)
Career	1 vs. UNLV (1/24/22)

Minutes Played

Season	3:13 vs. New Mexico (1/31/22)
Career	3:44 vs. St. Katherine (12/2/20)



14 • CADE ALGER

FORWARD • 6-9 • 190 • SOPHOMORE - SQ
RIPON, CALIF. (RIPON CHRISTIAN HIGH/SEATTLE U)

(AL-ger)

2020-21 - Academic All-Mountain West

Quick Hits

- A non-scholarship player in his second season and has 15 appearances as an Aztec.

Season Highlights

- Made his season debut vs. Georgetown (11/25) and picked up the first steal of his career.
- Played a season-best 2:53 vs. Long Beach State (11/30), where he matched his career-high with three shots.
- Scored his first bucket of the year vs. UNLV (1/24)

As a Sophomore (2021-22 Season)

- Made his season debut vs. Georgetown (11/25) where he picked up the first steal of his career.

As a Redshirt Freshman (2020-21 Season)

- Made his collegiate debut vs. UC Irvine (11/27).
- Saw a season-high 3:44 of action vs. St. Katherine (12/2).
- Recorded his first collegiate points at Air Force (1/22).
- Scored four points and grabbed the first two rebounds of his career at Air Force (1/24).
- Went 2-of-2 from the floor & the line against Wyoming (1/30) to set a career-high w/ 6 pts.
- Scored in back-to-back games (at Air Force - 1/22 & 1/24) for the first time in his college career.
- Five consecutive appearances (Jan. 22 at Air Force-to-Feb. 8 vs. San Jose State) are a career-high.

As a Freshman at Seattle U (2019-20 Season)

- Utilized his redshirt season.

High School

- A graduate of Ripon (Calif.) Christian High School.
- As a senior averaged 18.0 points, 13.2 rebounds and 3.0 assists (according to MaxPreps.com) and finished his career with more than 1,000 points.
- Led his team to a 20-11 record, 10-2 in Trans Valley League (TVL) play, and a berth in the CIF state tournament in 2018-19 and a two-time first-team All-TVL selection.
- In his senior year (2018-19) was named a first-team Front Row Preps All-Region and CalHiSports.com All-State performer as well as D5 Scholar Athlete of the Year.
- As a junior, led the team to the CIF Sac-Joaquin Division 6 Section championship, was named *Modesto Bee* All-District Team and earned the CIF Sac-Joaquin Sportsmanship Award.

Trending

- Per 40 minutes played this year is averaging 11.4 points, 5.7 rebounds, 5.7 steals and 2.9 blocks.

2021-22 GAME-BY-GAME STATISTICS

Opponent	GS	MP	FG	3FG	FT	O-D-R	PF	TP	A	TO	S	B
UC RIVERSIDE		DNP										
at Brigham Young		DNP										
ARIZONA STATE		DNP										
UT ARLINGTON		DNP										
vs. Georgetown	1	0-0	0-0	0-0	0-0-0	0	0	0	0	1	0	
vs. Southern California		DNP										
LONG BEACH STATE	3	0-3	0-2	0-0	0-0-0	1	0	0	0	1	0	
at Michigan		DNP										
CAL STATE FULLERTON		DNP										
vs. Saint Mary's		DNP										
UC SAN DIEGO	1	0-0	0-0	0-0	0-0-0	0	0	0	0	1	0	0
SAN DIEGO CHRISTIAN		Canceled										
at UNLV		DNP										
COLORADO STATE	2	0-0	0-0	0-0	0-1-1	0	0	0	0	0	0	0
at New Mexico		Postponed										
BOISE STATE		DNP										
UNLV	2	1-2	0-1	0-0	0-0-0	0	2	0	0	0	1	
at Utah State		DNP										
NEW MEXICO	3	0-1	0-0	0-0	0-0-0	0	0	0	0	0	0	0
at Colorado State		DNP										
NEVADA		DNP										
at San Jose State		DNP										
AIR FORCE		DNP										
UTAH STATE		DNP										
at Fresno State		DNP										
at Boise State		DNP										
SAN JOSE STATE	2	1-2	0-0	0-0	0-1-1	0	2	0	0	0	0	0
at Wyoming		DNP										
FRESNO STATE		DNP										
at Nevada		DNP										
vs. Fresno State		DNP										
vs. Colorado State		DNP										
vs. Boise State		DNP										

MISCELLANEOUS STATS/SAN DIEGO STATE RECORD

Category	2020-21 Season Games	SDSU W/L	Career Games	SDSU W/L
Double-Figure Scoring	0	0-0	0	0-0
15-Point Games	0	0-0	0	0-0
Lead SDSU in Scoring	0	0-0	0	0-0
Lead SDSU in Rebounding	0	0-0	0	0-0
Lead SDSU in Assists	0	0-0	0	0-0
Multiple Three-Pointers	0	0-0	0	0-0
One Turnover or Less	7	7-0	15	14-1

Consecutive Games	Current	Long
Consecutive Games Played	-	5
Without Fouling Out	15	15*
Scoring A Point	1	2
At Least One Three-Pointer	-	-
One Turnover or Less	15	15*

* - Denotes an active streak

ALGER CAREER STATISTICS

Year	G-GS	Min.-Avg.	FG-FGA	Pct.	3P-3PA	Pct.	FT-FTA	Pct.	OR	DR	Reb	Avg.	PF-D	AT	TO	BS	ST	Pts	Avg.
20-21	8-0	17-2.1	5-6	.833	0-0	.000	3-5	.600	2	0	2	0.3	1-0	0	1	0	0	13	1.6
21-22	7-0	15-2.1	2-8	.250	0-3	.000	0-0	.000	0	2	2	0.3	1-0	0	1	1	2	4	0.6
TOTAL	15-0	32-2.1	7-14	.500	0-3	.000	3-5	.600	2	2	4	0.3	2-0	0	2	1	2	17	1.1

SEASON/CAREER HIGHS

Points
Season 20 at Fresno State (2/19/22)
Career 23 at Fordham (1/27/21)*

Rebounds
Season 6 vs. UC Riverside (11/9/21)
Career 6 vs. UC San Diego (12/22/21)
6 vs. Rhode Island (2/27/21)*

Assists
Season 2 vs. Utah State (2/15/22)
2 at Utah State (1/26/22)
2 vs. Colorado State (1/8/22)
2 vs. UC San Diego (12/22/21)
2 vs. Cal State Fullerton (12/8/21)
Career 5 vs. Rhode Island (2/27/21)*

Field Goals
Season 6 vs. San Jose State (2/25/22)
6 at Fresno State (2/19/22)
Career 8 at Fordham (1/27/21)*

Field Goals Attempted
Season 12 vs. San Jose State (2/25/22)
Career 15 at Fordham (1/27/21)*

Three-Point Field Goals
Season 4 at Fresno State (2/19/22)
Career 7 at Fordham (1/27/21)*

Three-Point FG Attempted
Season 5 vs. San Jose State (2/25/22)
5 at Fresno State (2/19/22)
5 at Utah State (1/26/22)
Career 11 at Fordham (1/27/21)*

Free Throws
Season 5 vs. Colorado State (1/8/22)
Career 8 vs. Rhode Island (2/27/21)*

Free Throws Attempted
Season 6 vs. Colorado State (1/8/22)
Career 9 vs. Rhode Island (2/27/21)*

Steals
Season 3 vs. San Jose State (2/25/22)
3 vs. New Mexico (1/31/22)
Career 3 vs. San Jose State (2/25/22)
3 vs. New Mexico (1/31/22)
3 vs. Richmond (3/4/21)*

Blocked Shots
Season 2 vs. Colorado State (1/8/22)
2 at UNLV (1/1/22)
2 vs. Long Beach State (11/30/21)
Career 3 vs. Rhode Island (2/27/21)*

Minutes Played
Season 22:26 vs. San Jose State (2/25/22)
Career 34 vs. Rhode Island (2/27/21)*

* - at Duquesne



20 • CHAD BAKER-MAZARA

GUARD • 6-7 • 190 • SOPHOMORE - TR
SANTO DOMINGO, DOMINICAN REPUBLIC (SPIRE ACADEMY (OHIO)/DUQUESNE)

(MUH-zar-uh)

2021-22 - Mountain West Sixth Man of the Year

Quick Hits

- One of 15 players nationally to average 15.6 points, 4.7 rebounds, 1.9 assists, 1.6 steals and 1.4 blocks per 40 minutes played, 1-of-4 to return this season and the only underclassman in the group.
- His 41.7 percent from the bonus distance last year was the second highest for a freshman in Duquesne history, led the team, and would have ranked No. 4 on SDSU's Division I freshman record book.
- One of two players in the nation last year to go at least 5-of-5 from distance, dish out at least five assists and nab at least three steals in a game. Baker-Mazara did it against Rhode Island (1/20/21).
- Is believed to be the first Aztecs basketball player to hail from the Dominican Republic.
- A pure scorer who can score points in bunches

Season Highlights

- Made his Aztec debut vs. UC Riverside (11/9) where he equaled his career-best w/ 6 rebs.
- Against UT Arlington (11/20), picked up his first assist as an Aztec.
- Recorded season-bests in points (7), 3-pointers (1), minutes (18) & blocks (2) vs. Long Beach State (11/30).
- Matched his season bests w/ 7 points & one 3-pointer at Michigan (12/4).
- Set season-highs in FGs (3) & assists (2) vs. UC San Diego (12/22).
- Notched a season-high with 11 points at UNLV (1/1) where he was 5-of-6 from the floor, including going 1-of-1 from the bonus distance.
- Set new season-best w/ 14 points vs. No. 20 Colorado State (1/8).
- Matched a season-best with two steals vs. UNLV (1/24).
- Notched a season-best 15 points and sank multiple 3-pointers for the first time as an Aztec at Utah State (1/26).
- Totaled a season-best 20 points at Fresno State (2/19) on 6-of-7 shooting, including 4-of-5 from distance and 4-of-4 from the line equaling his best percentage shooting effort (also vs. Rhode Island - 1/20/21)

As a Freshman at Duquesne (2020-21 Season)

A-10 Rankings: 3rd in 3-point field goal percentage. 11th in blocked shots

NCAA Rankings: 268 in blocked shots per game

Trending

- In 25 career road/neutral games is averaging 6.9 points, 2.1 rebounds, has 14 steals & 12 blocks.
- In 14 true career road games averages 8.9 points & 2.4 rebounds while shooting 43-of-94 (.457) from the field, 21-of-45 (.467) from beyond the arc and 18-of-23 (.783) from the line.
- In his last 9 contests has averaged 7.3 points, 2.7 rebounds and 0.7 steals compared to 5.5 points, 1.7 boards and 0.7 steals in his first 21 games as an Aztec.
- In 16 MW games, he averaged 7.9 points, 2.1 boards, 0.6 assists and 0.9 steals, while shooting 43-of-91 FG (.473).
- Has scored 160 of his 181 points this season in the last 23 games and 128 in the last 18 games.
- Has appeared in the scoring column in 39 of his 45 career games, including 24-of-30 games as an Aztec.
- In 23 career games in which he has made at least one 3-pointer his team is 17-6, including 10-3 as an Aztec, and in those games he is shooting .554 from the bonus distance (46-of-83) and averaging 11.1 points.

2021-22 GAME-BY-GAME STATISTICS

Opponent	GS	MP	FG	3FG	FT	O-D-R	PF	TP	A	TO	S	B
UC RIVERSIDE	14	1-4	0-1	4-5	0-6	0	6	0	0	0	1	
at Brigham Young	7	1-5	0-2	0-0	0-1	2	2	0	1	0	0	
ARIZONA STATE	11	1-4	0-1	2-2	1-1	2	1	4	0	0	1	
UT ARLINGTON	10	0-3	0-1	2-2	0-0	2	2	1	1	0	1	
vs. Georgetown	6	0-1	0-0	0-0	0-1	1	0	0	0	0	0	
vs. Southern California	6	0-1	0-1	0-0	0-0	1	0	0	0	0	0	
LONG BEACH STATE	18	2-7	1-3	2-2	0-2	0	7	1	1	1	2	
at Michigan	8	2-4	1-2	2-2	0-1	1	7	0	0	0	0	
CAL STATE FULLERTON	13	2-5	1-2	0-0	0-3	1	5	2	1	0	0	
vs. Saint Mary's	8	1-2	1-1	0-0	0-1	1	2	3	0	0	0	
UC SAN DIEGO	10	3-6	0-1	0-0	0-0	0	6	2	0	2	0	
SAN DIEGO CHRISTIAN	Canceled											
at UNLV	18	5-6	1-1	0-0	0-5	2	11	0	3	1	2	
COLORADO STATE	21	4-8	1-4	5-6	2-0	2	14	2	1	1	2	
at New Mexico	Postponed											
BOISE STATE	DNP											
UNLV	9	1-3	0-1	0-0	0-2	2	2	1	1	2	1	
at Utah State	17	5-9	3-5	2-4	0-0	2	15	2	1	2	1	
NEW MEXICO	11	3-6	2-3	0-0	0-2	2	8	0	2	3	0	
at Colorado State	8	0-4	0-2	0-0	1-1	1	0	0	0	1	0	
NEVADA	10	0-2	0-2	0-0	0-2	1	0	0	0	0	0	
at San Jose State	13	3-6	0-1	2-2	0-2	3	8	0	0	0	2	
AIR FORCE	15	2-5	2-3	3-3	0-0	1	9	0	1	0	0	
UTAH STATE	14	3-6	0-2	0-0	0-2	1	6	2	0	1	0	
at Fresno State	21	6-7	4-5	4-4	0-3	3	20	1	1	1	0	
at Boise State	19	2-5	1-2	2-2	0-1	2	7	0	0	0	0	
SAN JOSE STATE	22	6-12	2-5	2-2	1-3	4	16	1	1	3	0	
at Wyoming	9	0-4	0-0	0-0	1-2	3	0	1	2	0	0	
FRESNO STATE	13	1-4	0-0	0-0	0-2	1	2	1	0	0	0	
at Nevada	10	2-4	0-1	4-4	0-2	3	8	0	2	0	0	
vs. Fresno State	15	4-6	1-1	2-2	2-3	2	11	0	3	1	0	
vs. Colorado State	14	1-6	0-1	0-0	1-1	1	2	0	0	1	1	
vs. Boise State	12	0-4	0-0	0-0	0-2	3	0	0	0	0	0	

MISCELLANEOUS STATS/SAN DIEGO STATE & DUQUESNE RECORD

Category	2021-22 Season		Career	
	Games	SDSU W/L	Games	SDSU & DU W/L
Double-Figure Scoring	6	5-1	11	9-2
15-Point Games	3	2-1	7	6-1
Lead SDSU in Scoring	3	3-0	6	6-0
Lead SDSU in Rebounding	0	0-0	0	0-0
Lead SDSU in Assists	0	0-0	1	1-0
Multiple Three-Pointers	5	4-1	11	8-3
One Turnover or Less	23	17-6	35	22-13
Consecutive Games	Current	Long		
Consecutive Games Played	17	17*		
Without Fouling Out	32	32*		
Scoring A Point	-	17		
At Least One Three-Pointer	-	4		
One Turnover or Less	2	11		

* - Denotes an active streak

BAKER-MAZARA CAREER STATISTICS

Year	G-GS	Min.-Avg.	FG-FGA	Pct.	3P-3PA	Pct.	FT-FTA	Pct.	OR	DR	Reb	Avg.	PF-D	AT	TO	BS	ST	Pts	Avg.
20-21*	15-13	36.6-24.4	46-105	.438	25-60	.417	26-32	.813	10	33	43	2.9	45-4	17	13	13	15	143	9.5
21-22	30-0	38.0-12.7	61-149	.409	21-54	.389	38-42	.905	9	51	60	2.0	44-0	17	22	14	21	181	6.0
TOTAL	45-13	74.6-16.6	107-254	.421	46-114	.404	64-74	.865	19	84	103	2.3	89-4	32	35	27	36	324	7.2

* - at Duquesne

SEASON/CAREER HIGHS

Points

Season	2 vs. New Mexico (1/31/22)
	2 vs. UNLV (1/24/22)
Career	2 vs. New Mexico (1/31/22)
	2 vs. UNLV (1/24/22)
	2 vs. San Jose State (2/8/21)
	2 vs. Texas Southern (11/5/19)

Rebounds

Season	1 vs. UNLV (1/24/22)
	1 vs. Colorado State (1/8/22)
Career	1 vs. UNLV (1/24/22)
	1 vs. Colorado State (1/8/22)
	1 vs. San Jose State (2/8/21)
	1 vs. UC Irvine (11/27/20)

Assists

Season	1 vs. New Mexico (1/31/22)
Career	1 vs. New Mexico (1/31/22)
	1 vs. Wyoming (1/30/21)
	1 at Air Force (1/22/21)
	1 vs. St. Katherine (12/2/20)
	1 vs. New Mexico (2/11/20)
	1 vs. Cal Poly (12/28/19)

Field Goals

Season	1 vs. New Mexico (1/31/22)
	1 vs. UNLV (1/24/22)
Career	1 vs. New Mexico (1/31/22)
	1 vs. UNLV (1/24/22)
	1 vs. San Jose State (2/8/21)
	1 vs. Wyoming (1/28/21)
	1 vs. Texas Southern (11/5/19)

Field Goals Attempted

Season	1 vs. New Mexico (1/31/22)
	1 vs. UNLV (1/24/22)
	1 vs. Long Beach State (11/30/21)
	1 vs. Georgetown (11/25/21)
Career	2 vs. San Diego Christian (12/18/19)
	2 vs. Texas Southern (11/5/19)

Three-Point Field Goals

Season	
Career	

Three-Point FG Attempted

Season	
Career	1 vs. San Diego Christian (12/18/19)

Free Throws

Season	
Career	1 vs. Cal Poly (12/28/19)

Free Throws Attempted

Season	
Career	2 vs. Cal Poly (12/28/19)

Steals

Season	1 vs. UNLV (1/24/22)
Career	1 vs. UNLV (1/24/22)
	1 vs. San Jose State (2/8/21)
	1 vs. Wyoming (1/30/21)
	1 at Air Force (1/22/21)
	1 vs. Texas Southern (11/5/19)

Blocked Shots

Season	
Career	

Minutes Played

Season	3:13 vs. New Mexico (1/31/22)
Career	4 vs. San Diego Christian (12/18/19)



21 • JARED BARNETT

GUARD • 6-1 • 145 • JUNIOR - SQ
PLAYA VISTA, CALIF. (WESTCHESTER HIGH)

2020-21 - Mountain West Scholar-Athlete, Academic All-Mountain West

Quick Hits

- A non-scholarship player who has appeared in 26 games in two-plus seasons as an Aztec.

Season Highlights

- Made his season debut vs. Georgetown (11/25) and attempted his first shot of the campaign.
- Played a season-best 2:53 vs. Long Beach State (11/30).
- Scored his first bucket of the season vs. UNLV (1/24).

As a Junior (2021-22 Season)

- Made his season debut vs. Georgetown (11/25) where he attempted his first shot of the campaign.

As A Sophomore (2020-21 Season)

- Made his season debut vs. UC Irvine (11/27) and grabbed his first collegiate rebound.
- In a season-high 3:44 vs. St. Katherine (12/2) picked up his first assist and attempted his first shot of the season.
- Scored vs. Wyoming (1/28) & vs. San Jose State (2/8).

As A Freshman (2019-20 Season)

- Made his collegiate debut vs. Texas Southern (11/5).
- Bucket came vs. Texas Southern where he also picked up his steal.

High School

- A 2019 graduate of Westchester High School in Los Angeles, Calif.
- Earned second-team All-Western League honors as a senior after averaging 13.0 points, 6.0 assists and 3.0 rebounds per game.

Trending

- Per 40 minutes played this year is averaging 9.4 points, 4.7 rebounds, 2.4 assists and 2.4 steals.

2021-22 GAME-BY-GAME STATISTICS

Opponent	GS	MP	FG	3FG	FT	O-D-R	PF	TP	A	TO	S	B
UC RIVERSIDE		DNP										
at Brigham Young		DNP										
ARIZONA STATE		DNP										
UT ARLINGTON		DNP										
vs. Georgetown	1	0-1	0-0	0-0	0-0-0	0	0	0	0	0	0	0
vs. Southern California		DNP										
LONG BEACH STATE	3	0-1	0-0	0-0	0-0-0	0	0	0	0	0	0	0
at Michigan		DNP										
CAL STATE FULLERTON		DNP										
vs. Saint Mary's		DNP										
UC SAN DIEGO	2	0-0	0-0	0-0	0-0-0	0	0	0	0	0	0	0
SAN DIEGO CHRISTIAN		Canceled										
at UNLV	2	0-0	0-0	0-0	0-0-0	0	0	0	1	0	0	0
COLORADO STATE	2	0-0	0-0	0-0	0-1-1	0	0	0	0	0	0	0
at New Mexico		Postponed										
BOISE STATE		DNP										
at Utah State	2	1-1	0-0	0-0	1-0-1	0	2	0	0	1	0	0
NEW MEXICO	3	1-1	0-0	0-0	0-0-0	0	2	1	0	0	0	0
at Colorado State		DNP										
NEVADA		DNP										
at San Jose State		DNP										
AIR FORCE		DNP										
UTAH STATE		DNP										
at Fresno State		DNP										
at Boise State		DNP										
SAN JOSE STATE	2	0-0	0-0	0-0	0-0-0	0	0	0	0	0	0	0
at Wyoming		DNP										
FRESNO STATE		DNP										
at Nevada		DNP										
vs. Fresno State		DNP										
vs. Colorado State		DNP										
vs. Boise State		DNP										

MISCELLANEOUS STATS/SAN DIEGO STATE RECORD

Category	2020-21		Career	
	Games	SDSU W/L	Games	SDSU W/L
Double-Figure Scoring	0	0-0	0	0-0
15-Point Games	0	0-0	0	0-0
Lead SDSU in Scoring	0	0-0	0	0-0
Lead SDSU in Rebounding	0	0-0	0	0-0
Lead SDSU in Assists	0	0-0	0	0-0
Multiple Three-Pointers	0	0-0	0	0-0
One Turnover or Less	8	8-0	26	25-1
Consecutive Games	Current	Long		
Consecutive Games Played	-	5		
Without Fouling Out	26	26*		
Scoring A Point	-	2*		
At Least One Three-Pointer	-	-		
One Turnover or Less	26	26*		

BARNETT CAREER STATISTICS

Year	G-GS	Min.-Avg.	FG-FGA	Pct.	3P-3PA	Pct.	FT-FTA	Pct.	OR	DR	Reb	Avg.	PF-D	AT	TO	BS	ST	Pts	Avg.
19-20	10-0	16-1.6	1-6	.167	0-1	.000	1-2	.500	0	0	0	0.0	5-0	2	2	0	1	3	0.3
20-21	8-0	17-2.1	2-3	.667	0-0	.000	0-0	.000	0	2	2	0.3	1-0	4	3	0	3	4	0.5
21-22	8-0	18-2.3	2-4	.500	0-0	.000	0-0	.000	1	1	2	0.3	0-0	1	1	0	1	4	0.5
TOTAL	26-0	51-2.0	5-13	.385	0-1	.000	1-2	.500	1	3	4	0.2	6-0	7	6	0	5	11	0.4

SEASON/CAREER HIGHS

Points

Season	9 vs. Air Force (2/12/22)
Career	25 at Pepperdine (1/25/20)*

Rebounds

Season	7 vs. Fresno State (3/3/22)
Career	11 vs. Santa Clara (2/15/18)*

Assists

Season	1 at Utah State (1/26/22)
Career	2 vs. Pacific (1/16/20)* 2 vs. Grambling (12/15/18)*

Field Goals

Season	4 vs. Georgetown (11/25/21)
Career	9 at Pepperdine (1/25/20)* 9 vs. Maine (11/16/19)*

Field Goals Attempted

Season	7 vs. Georgetown (11/25/21)
Career	12 at Pepperdine (1/25/20)*

Three-Point Field Goals

Season	1 at San Francisco (2/27/20)*
Career	1 at Pepperdine (1/25/20)* 1 vs. Pepperdine (2/1/18)*

Three-Point FG Attempted

Season	1 at Wyoming (2/28/22)
Career	1 vs. UC Riverside (11/9/21) 1 at Wyoming (2/28/22) 1 vs. UC Riverside (11/9/21) 1 vs. Santa Clara (3/5/20)* 1 at San Francisco (2/27/20)* 1 at Pepperdine (1/25/20)* 1 vs. Pepperdine (2/1/18)* 1 at San Diego (1/18/18)* 1 vs. Oklahoma (11/24/17)* 1 vs. Walla Walla (11/14/17)*

Free Throws

Season	3 vs. Fresno State (3/3/22)
Career	3 vs. Air Force (2/12/22) 3 vs. New Mexico (1/31/22) 6 at Pepperdine (1/25/20)* 6 at San Diego (2/21/19)*

Free Throws Attempted

Season	8 vs. Fresno State (3/3/22)
Career	12 vs. Florida A&M (12/16/19)*

Steals

Season	1 vs. Utah State (2/15/22)
Career	1 at Utah State (1/26/22) 4 vs. Ball State (12/25/19)*

Blocked Shots

Season	1 11x; last vs. Fresno State (3/3/22)
Career	4 at Saint Mary's (1/30/20)* 4 at Santa Clara (1/6/18)*

Minutes Played

Season	22:23 vs. Fresno State (3/3/22)
Career	38 at Santa Clara (1/6/18)*

* - at Portland



22 • TAHIROU DIABATE

FORWARD • 6-9 • 225 • SENIOR - TR

BAMAKO, MALI (TEIKYO NAGAOKA HIGH (NIIGATA, JAPAN)/PORTLAND)

(tuh-HERO DEE-uh-BOT-aye)

Quick Hits

- A transfer who is immediately available and has one year of eligibility remaining.
- Opted out of the 2020-21 season.
- Has appeared in the scoring column in 102-of-117 career games & 66 of the last 75 games in which he has competed.
- Speaks five languages: Bambara (native language of Mali), English, French, Spanish and Japanese.

Season Highlights

- Made his Aztec debut vs. UC Riverside (11/9) with a block, two boards and one point.
- **Versus Georgetown (11/25), had his best outing as an Aztec with 8 pts (4-of-7 FG) & 3 rebs (2 on the offensive glass) in 11 mins.**
- Grabbed a season-high four rebounds vs. Long Beach State (11/30).
- Equaled his season-best with four rebounds at UNLV (1/1).
- Played a season-high 11:21 vs. UNLV (1/24) where he also grabbed a season-best 5 boards.
- Set a season-high playing 11:23 at Utah State (1/26) where he also established season-highs in steals and equaled a season-best in blocks.
- Played a season-high 15:03 vs. New Mexico (1/31).
- Snatched season-best of five offensive and seven boards overall against Fresno State (3/3) where he also recorded a season-high 22:23 of floor time.

As A Senior at Portland (2020-21 Season)

- Did not compete.

As A Junior at Portland (2019-20 Season)

WCC Rankings: No. 7 in offensive rebounds, No. 8 in blocks, No. 17 in rebounds

- A starter in all 31 games in which he appeared.
- Shot .500+ in 23 games, including a streak of 15 games from: at San Jose State (11/10)-to- vs. San Francisco (1/4).
- Led the team in offensive boards and ranked No. 2 in FG%, blocks, rebounds, defensive boards, FTA, FTM & FGM.

As A Sophomore at Portland (2018-19 Season)

WCC Rankings: No. 13 in blocks

- Led the team with a .544 FG% and ranked No. 2 in offensive rebounds & blocks.
- Ranked in the top-5 on the squad in steals, rebounds, points, FGA, FGM, FTM.

As A Freshman at Portland (2017-18 Season)

WCC Rankings: No. 7-11 in blocks

- Made his collegiate debut vs. Portland State (11/11).
- Reached double-figure scoring eight times, including a season-high 19 points vs. Pepperdine (2/1).

Trending

- **Per 40 minutes played this season is averaging 10.1 points, 11.4 rebounds and 2.3 blocks.**
- In 21 career games against Mountain West opposition, four of which came while he was at Portland, shoots 45.7 percent (21-of-46 FG) and averages 2.6 points and 2.6 rebounds.
- **One of four active 6-9 or taller players who began their collegiate career in 2017-18 to have a career field goal percentage of at least .537, 3-point percentage of at least .333 and a minimum of 438 rebounds.**
- In 57 career road/neutral games, is shooting .490 (142-of-290) and averages 6.1 points & 3.8 rebounds with 33 blocked shots & 25 steals.
- **In games in which he has at least one block, averages 7.0 points, 4.4 boards, and 1.5 swats.**
- Did not play from Dec. 4 (at Michigan) to Dec. 17 (vs. Saint Mary's), a span of three games. It's the first time in his collegiate career that he had missed consecutive games.

2021-22 GAME-BY-GAME STATISTICS

Opponent	GS	MP	FG	3FG	FT	O-D-R	PF	TP	A TO	S	B
UC RIVERSIDE	10	0-1	0-1	1-2	0-2-2	1	1	0	0	0	1
at Brigham Young	10	0-1	0-0	1-2	0-3-3	1	1	0	0	0	0
ARIZONA STATE	4	0-2	0-0	0-0	0-0-0	1	0	0	0	0	0
UT ARLINGTON	DNP										
vs. Georgetown	11	4-7	0-0	0-0	2-1-3	2	8	0	1	0	0
vs. Southern California	3	0-0	0-0	0-0	0-1-1	1	0	0	1	0	0
LONG BEACH STATE	10	1-4	0-0	1-2	2-2-4	1	3	0	0	0	1
at Michigan	INJ										
CAL STATE FULLERTON	INJ										
vs. Saint Mary's	DNP										
UC SAN DIEGO	5	1-1	0-0	0-0	1-0-1	0	2	0	0	0	1
SAN DIEGO CHRISTIAN	Canceled										
at UNLV	5	0-4	0-0	0-0	2-2-4	0	0	0	0	0	0
COLORADO STATE	8	0-0	0-0	0-0	0-2-2	4	0	0	0	0	1
at New Mexico	Postponed										
BOISE STATE	5	1-1	0-0	0-0	0-1-1	0	2	0	0	0	1
UNLV	11	1-1	0-0	0-0	1-4-5	4	2	0	0	0	1
at Utah State	11	1-2	0-0	0-0	0-2-2	2	2	1	1	1	0
NEW MEXICO	15	1-3	0-0	3-4	0-3-3	4	5	0	0	0	1
at Colorado State	9	2-6	0-0	0-0	3-1-4	3	4	0	1	0	0
NEVADA	6	1-3	0-0	0-0	1-0-1	2	2	0	1	0	1
at San Jose State	DNP										
AIR FORCE	9	3-3	0-0	3-4	1-4-5	2	9	0	1	0	1
UTAH STATE	6	0-2	0-0	0-0	0-1-1	1	0	0	0	1	0
at Fresno State	8	0-1	0-0	0-0	0-0-0	2	0	0	0	0	0
at Boise State	4	0-0	0-0	0-0	0-1-1	1	0	0	0	0	0
SAN JOSE STATE	DNP										
at Wyoming	9	1-2	0-1	0-2	0-1-1	1	2	0	0	0	1
FRESNO STATE	22	1-3	0-0	3-8	5-2-7	4	5	0	2	0	1
at Nevada	5	0-0	0-0	1-1-4	0-0-0	0	0	0	1	0	0
vs. Fresno State	3	0-1	0-0	0-0	0-1-1	0	0	0	0	0	0
vs. Colorado State	DNP										
vs. Boise State	3	0-1	0-0	0-0	0-0-0	0	0	0	0	0	0

MISCELLANEOUS STATS/PORTLAND & SAN DIEGO STATE RECORD

Category	2021-22 Season		Career	
	Games	SDSU W/L	Games	SDSU & UP W/L
Double-Figure Scoring	0	0-0	26	7-19
15-Point Games	0	0-0	7	2-5
Lead SDSU in Scoring	0	0-0	8	1-7
Lead SDSU in Rebounding	0	0-0	20	4-16
Lead SDSU in Assists	0	0-1	1	0-1
One Turnover or Less	23	16-7	72	34-38
Consecutive Games	Current	Long		
Consecutive Games Played	1	74		
Without Fouling Out	24	28		
Scoring A Point	-	35		
One Turnover or Less	3	20		

* - Denotes an active streak

DIABATE CAREER STATISTICS

Year	G-GS	Min.-Avg.	FG-FGA	Pct.	3P-3PA	Pct.	FT-FTA	Pct.	OR	DR	Reb	Avg.	PF-D	AT	TO	BS	ST	Pts	Avg.
17-18*	30-22	593-19.8	80-142	.563	1-4	.250	30-57	.526	43	82	125	4.2	73-2	4	34	24	19	191	6.4
18-19*	32-17	443-13.8	74-136	.544	0-0	.000	33-65	.508	32	70	102	3.2	85-2	4	45	24	17	181	5.7
19-20*	31-31	635-20.5	118-214	.551	2-3	.667	61-107	.570	55	102	157	5.1	93-5	13	62	25	19	299	9.6
21-22	24-0	193-8.0	18-49	.367	0-2	.000	12-24	.500	19	35	54	2.3	37-0	1	9	11	2	48	2.0
TOTAL	117-70	1,861-15.9	290-541	.536	3-9	.333	136-253	.538	149	289	438	3.7	288-9	22	150	84	57	719	6.1

* - at Portland

SEASON/CAREER HIGHS

Points	9 vs. UT Arlington (11/20/21)
Career	12 vs. San Jose State (2/8/21)
Rebounds	8 at San Jose State (2/9/22)
Career	8 at San Jose State (2/9/22)
	8 vs. Catholic University (12/12/17)*
Assists	2 vs. Utah State (2/15/22)
Season	2 at San Jose State (2/9/22)
Career	3 vs. UC Irvine (11/27/20)

Field Goals	3 at Boise State (2/22/22)
Season	3 at Fresno State (2/19/22)
	3 at San Jose State (2-9-22)
	3 vs. Nevada (2/6/22)
Career	5 vs. Pepperdine (12/6/20)

Field Goals Attempted	5 vs. Cal State Fullerton (12/8/21)
Season	7 at Utah State (1/16/21)
Career	

Three-Point Field Goals	2 vs. Colorado State (3/11/22)
Season	2 vs. Colorado State (3/11/22)
Career	

Three-Point FG Attempted	3 vs. Cal State Fullerton (12/8/21)
Season	3 vs. Georgetown (11/25/21)
	3 vs. UC Riverside (11/9/21)
	3 vs. Cal State Fullerton (12/8/21)
	3 vs. Georgetown (11/25/21)
	3 vs. UC Riverside (11/9/21)
	3 vs. Boise State (2/25/21)
	3 at Utah State (1/14/21)
	3 vs. UC Irvine (11/27/20)
Career	

Free Throws	5 vs. UT Arlington (11/20/21)
Season	8 vs. San Jose State (2/8/21)
Career	

Free Throws Attempted	6 vs. UT Arlington (11/20/21)
Season	10 vs. San Jose State (2/8/21)
Career	

Steals	1 vs. Colorado State (3/11/22)
Season	1 at Wyoming (2/28/22)
	1 vs. San Jose State (2/25/22)
	1 vs. Utah State (2/15/22)
	1 at San Jose State (2/9/22)
	1 vs. Boise State (1/22/22)
	1 vs. Saint Mary's (12/17/21)
	1 vs. Cal State Fullerton (12/8/21)
Career	3 vs. Pepperdine (12/6/20)

Blocked Shots	3 vs. UC Riverside (11/9/21)
Season	3 vs. UC Riverside (11/9/21)
Career	

Minutes Played	29:20 vs. Cal State Fullerton (12/8/21)
Season	29:20 vs. Cal State Fullerton (12/8/21)
Career	

*-at Maryland



23 • JOSHUA TOMAIĆ

FORWARD • 6-9 • 230 • SENIOR - 1L
LANZAROTE, CANARY ISLANDS, SPAIN (CANARIAS ACADEMY/MARYLAND)

(toe-MY-itch)

2020-21 - Mountain West Scholar-Athlete, Academic All-Mountain West, Aztec Scholar-Athlete

Quick Hits

- Is reported to be the first Canarian to compete for an NCAA collegiate basketball program.
- Speaks Spanish, English, German and Croatian.
- Has a 7-1 wing span and can play with his back to the basket, step out and hit from long range as well as run the floor.
- In his first 28 games at SDSU had 128 pts. versus 83 total points in 62 appearances in his three seasons at Maryland and, through his first 24 games as an Aztec had more than doubled his highest single-season point total (57 pts as a freshman in 26 games).

Season Highlights

- Set a career-high with three blocks in the season opener vs. UC Riverside (11/9).
- Was 5-of-6 from the line, scored 9 points and grabbed 4 boards, all season-bests vs. UT Arlington (11/20).
- Logged a career-high 29:20 vs. Cal State Fullerton (12/8).
- Scored seven points in nine minutes vs. UNLV (1/24) where he was 2-of-4 from the floor, had a 3-pointer and was 2-of-2 from the charity stripe.
- Against New Mexico (1/31), had his third game of the year with multiple blocks - 2 vs. the Lobos.
- Had arguably his best game of the year vs. Nevada (2/6) with 8 points, 5 boards and a block and shots .750 (3-of-4) FG.
- At San Jose State (2/9) equaled his career-high with 8 rebounds.
- Was 3-of-3 at Fresno State (2/19), his best percentage shooting game of the season.

As a Senior (2020-21 Season)

- Made Aztec debut vs. No. 22/21 UCLA (11/25) & in 15 minutes grabbed 3 rebs, had one assist and one steal along with 9 pts.
- Set a career-best with 12 points vs. San Jose State (2/8), including going 8-of-10 from the line and equaled his season-high with 7 rebounds.
- .505 FG percentage ranked No. 2 on the team among those with at least double-digit FG attempts.

As a Junior at Maryland (2019-20 Season)

- Appeared in 16 games, all off the bench.
- Shot .727 (8-of-11) from the floor.
- Scored eight of his 18 points on the season (44.4 percent) in the final three games of the year.
- Played a key role in helping Maryland win a share of the 2020 Big Ten RS championship.

As A Sophomore at Maryland (2018-19 Season)

- Appeared in 21 games with one starting assignment, vs. Radford.
- Grabbed a season-high five boards vs. North Carolina A&T, which included a season-best two on the offensive glass.

As A Redshirt Freshman at Maryland (2017-18 Season)

- Appeared in 26 games with one start coming at Indiana.
- Totalled four games with five or more rebounds, including a career-best eight vs. Catholic University.
- In three games, vs. Catholic University, Iowa and Wisconsin, ripped down a season and career-high three offensive rebounds.

As A Freshman at Maryland (2016-17 Season)

- Utilized his redshirt season.
- Represented Spain in the 2017 FIBA Americas U19 Championships in Cairo, Egypt.

Trending

- In his last 13 games is averaging 3.5 points on 19-of-33 FG (.576), 5-of-6 from distance (.625) and 6-of-7 FT (.857), with 24 rebounds and 3 blocks.
- This season, per 40 minutes, averages 9.4 points, 6.4 rebounds, 1.3 blocks and 1.3 assists.
- When he has multiple blocks in his career, the team is undefeated (8-0), and shoots .563 from the field, averages 2.1 blocks.
- In games in which he has grabbed a minimum of 4 rebounds, his team is 20-4 & he is averaging 6.0 points on 50-of-78 shooting (.641) in those contests & 5.2 boards.
- In the Mountain West tournament was 3-of-4 from the bonus distance and made his last three straight.
- Has played double-digit minutes in seven of the last nine games.

2021-22 GAME-BY-GAME STATISTICS

Opponent	GS	MP	FG	3FG	FT	O-D-R	PF	TP	A	TO	S	B
UC RIVERSIDE	18	1-3	1-3	1-2	0-1-1	1	4	1	1	0	3	
at Brigham Young	15	0-1	0-1	0-0	0-3-3	0	0	0	0	0	0	
ARIZONA STATE	11	1-2	1-1	0-0	1-0-1	1	3	0	1	0	0	
UT ARLINGTON	22	2-2	0-0	5-6	3-1-4	2	9	0	3	0	0	
vs. Georgetown	10	0-3	0-3	0-0	0-1-1	0	0	0	0	0	1	
vs. Southern California	8	0-3	0-1	0-0	0-0-0	1	0	1	0	0	0	
LONG BEACH STATE	17	0-1	0-1	0-0	1-0-1	2	0	0	0	0	2	
at Michigan	16	1-2	0-0	0-1	1-1-2	1	2	1	1	0	1	
CAL STATE FULLERTON	29	2-5	1-3	0-2	2-2-4	1	5	1	1	1	0	
vs. Saint Mary's	8	1-1	1-1	0-0	0-0-0	3	3	0	1	1	0	
UC SAN DIEGO	12	1-1	0-0	0-0	1-2-3	0	2	1	0	0	0	
SAN DIEGO CHRISTIAN	Canceled											
at UNLV	8	0-0	0-0	0-0	0-0-0	2	0	0	0	0	0	
COLORADO STATE	INJ											
at New Mexico	Postponed											
BOISE STATE	6	0-2	0-1	0-0	1-0-1	1	0	0	0	1	0	
UNLV	9	2-4	1-2	2-2	1-2-3	0	7	1	1	0	0	
at Utah State	6	0-0	0-0	0-0	0-0-0	1	0	0	2	0	0	
NEW MEXICO	14	1-3	1-2	2-2	0-2-2	2	5	1	0	0	2	
at Colorado State	7	0-3	0-1	0-0	0-1-1	0	0	0	1	0	0	
NEVADA	21	3-4	0-0	2-3	2-3-5	0	8	0	0	0	1	
at San Jose State	17	3-4	0-0	2-2	2-6-8	4	8	2	1	0	1	
AIR FORCE	9	2-3	0-0	0-0	0-2-2	1	4	0	2	0	0	
UTAH STATE	5	1-1	0-0	0-0	1-0-1	1	2	2	1	1	1	
at Fresno State	12	3-3	1-1	0-0	1-1-2	2	7	0	2	0	0	
at Boise State	13	3-3	1-1	0-0	2-0-2	3	7	0	3	0	0	
SAN JOSE STATE	14	1-2	0-0	0-0	0-1-1	2	2	0	1	1	0	
at Wyoming	5	0-0	0-0	0-0	0-0-0	3	0	0	0	1	0	
FRESNO STATE	11	0-2	0-1	0-0	0-3-3	0	0	0	1	0	0	
at Nevada	17	0-1	0-0	2-2	1-5-6	5	2	0	0	0	0	
vs. Fresno State	9	0-1	0-1	0-0	0-0-0	1	0	0	0	0	0	
vs. Colorado State	17	2-2	2-2	0-0	1-1-2	3	6	1	2	1	0	
vs. Boise State	10	1-4	1-1	0-0	0-1-1	1	3	0	0	0	0	

MISCELLANEOUS STATS/MARYLAND & SAN DIEGO STATE RECORD

Category	2021-22 Season		Career	
	Games	SDSU W/L	Games	UM & SDSU W/L
Double-Figure Scoring	0	0-0	3	2-1
15+ Point Games	0	0-0	0	0-0
Lead SDSU in Scoring	0	0-0	0	0-0
Lead SDSU in Rebounding	2	2-0	5	5-0
Lead SDSU in Assists	0	0-0	1	1-0
10+ Rebound Games	0	0-0	0	0-0

Consecutive Games	Current	Long
Consecutive Games Played	18	43
Without Fouling Out	3	75
Scoring A Point	2	14
Double Figure Scoring	-	1
With At Least One Assist	-	4

* - Denotes an active streak

TOMAIĆ CAREER STATISTICS

Year	G-GS	Min.-Avg.	FG-FGA	Pct.	3P-3PA	Pct.	FT-FTA	Pct.	OR	DR	Reb	Avg.	PF-D	AT	TO	BS	ST	Pts	Avg.
17-18*	26-1	230-8.8	20-31	.645	7-15	.467	10-17	.588	17	30	47	1.8	21-0	8	10	6	0	57	2.2
18-19*	20-1	71-3.6	4-9	.444	0-1	.000	0-1	.000	5	11	16	0.8	10-0	0	5	3	0	8	0.4
19-20*	16-0	71-4.4	8-11	.727	0-2	.000	2-4	.500	4	4	8	0.5	12-0	0	0	1	0	18	1.1
20-21	28-1	443-15.8	49-97	.505	5-23	.217	25-36	.694	40	53	93	3.3	74-1	17	22	12	17	128	4.6
21-22	30-0	374-12.5	31-66	.470	11-27	.407	16-22	.727	21	39	60	2.0	44-1	12	25	12	7	89	3.0
TOTAL	120-3	1,192-9.9	112-214	.523	23-68	.338	53-80	.663	87	137	224	1.9	161-2	37	62	34	24	300	2.5

* - at Maryland

SEASON/CAREER HIGHS

Points

Season	19 vs. UC San Diego (12/22/21)
Career	19 vs. UC San Diego (12/22/21)

Rebounds

Season	13 vs. San Jose State (2/25/22)
	13 vs. Saint Mary's (12/17/21)
Career	15 at Arizona State (12/10/20)

Assists

Season	2 vs. Air Force (2/12/22)
	2 at Colorado State (2/4/22)
	2 vs. Cal State Fullerton (12/8/21)
	2 vs. Long Beach State (11/30/21)
	2 vs. UC Riverside (11/9/21)
Career	4 vs. San José State (3/2/19)

Field Goals

Season	9 vs. UC San Diego (12/22/21)
Career	9 vs. UC San Diego (12/22/21)

Field Goals Attempted

Season	14 at UNLV (1/1/22)
Career	14 at UNLV (1/1/22)

Three-Point Field Goals

Season	1 vs. Arizona State (11/18/21)
Career	1 vs. Arizona State (11/18/21)

Three-Point FG Attempted

Season	1 at Fresno State (2/19/22)
	1 at Michigan (12/4/21)
	1 vs. Long Beach State (11/30/21)
	1 vs. Arizona State (11/18/21)
Career	2 at Arizona State (12/10/20)

Free Throws

Season	6 at Wyoming (2/28/22)
	6 at Brigham Young (11/12/21)
Career	8 vs. Nevada (1/7/21)

Free Throws Attempted

Season	12 at Brigham Young (11/12/21)
Career	10 vs. Nevada (1/7/21)

Steals

Season	5 vs. New Mexico (1/31/22)
Career	5 vs. New Mexico (1/31/22)

Blocked Shots

Season	5 vs. Fresno State (3/10/22)
Career	6 vs. Saint Mary's (12/22/20)

Minutes Played

Season	34:12 vs. Utah State (2/15/22)
Career	34:12 vs. Utah State (2/15/22)



31 • NATHAN MENSAH

FORWARD • 6-10 • 230 • SENIOR - 3L
LABADI, ACCRA, GHANA (FINDLEY PREP (NEV.))

(MENSE-ah)

2021-22 - Mountain West Defensive Player of the Year (coaches & media), Mountain West All-Defensive Team (coaches), Third-Team All-Mountain West (media), Honorable Mention All-Mountain West (coaches), Mountain West All-Tournament Team

2020-21 - Honorable Mention All-Mountain West, Mountain West All-Defensive Team, Dr. Jim Malik Academic Achievement Award, Aztec Scholar-Athlete; **2019-20** - Aztec Scholar-Athlete; **2018-19** - Aztec Scholar-Athlete

Rankings (through the games of March 13)

- **NCAA** - No. 27 - Blocks (69), No. 31 - Blocks per Game (2.2), No. 128 - Offensive Rebounds per Game (2.5), No. 145 - Rebounds (219), No. 154 - Rebounds per Game (7.1), No. 285 - Defensive Rebounds per Game (4.6)
- **MW** - No. 1 - Blocks (2.23/g), No. 5 - Offensive Rebounds (2.45/g), No. 7 - Rebounds (7.06/g), No. 12 - Defensive Rebounds (4.61/g)

Quick Hits

- With 11 rebounds vs. Long Beach State (11/30) became the seventh player in the Dutcher/Fisher era (since the start of the 1999-00 season) to score 500 points, grab 500 rebounds and block 100 shots as an Aztec.
- Enters the the NCAA Tournament No. 3 on the program's career blocks list with 169, No. 32 among active Division I shot blockers, and No. 50 in blocks per game 1.59.
- Against Long Beach State grabbed 11 rebounds without scoring a point. He is the only Aztec, since the start of the 1996-97 season, to grab double-digit rebounds in a game but not appear in the scoring column.
- At UNLV (1/1), defensively, according to Synergy Sports, did not allow a point, with his defensive assignment going 0-for-6 from the field in 28:43 of action.

Season Highlights

- Led the team, and equaled his career-high with 18 points at Brigham Young (11/12).
- Was a rebound shy of a double double (10 pts, 9 rebs) vs. Arizona State (11/18).
- In two games in the Paycom Wooden Legacy averaged 6.0 pts, 6.5 rebounds, 3.5 blocks & 1.0 steals in 25 mins per game and shot .455 from the floor.
- Had seven blocks in two games (50 minutes played) in the Paycom Wooden Legacy, an average of 5.6 blocks per 40 minutes played.
- Snatched a then season-best 11 rebounds vs. Long Beach State (11/30).
- Pulled down a season-high 13 boards vs. Saint Mary's (12/17).
- Set a career-best with 19 points vs. UC San Diego (12/22) where he sank a single-game high 9 FGs.
- Scored 10 points & grabbed 9 boards vs. Boise State (1/22).
- Established a career-best with 5 steals vs. New Mexico (1/31) and added four blocks.
- Had back-to-back double digit rebounding games (at Boise State 2/22 & vs. San Jose State 2/25).

As A Junior (2020-21 Season)

MW Rankings: 3rd in blocks, 9th in offensive rebounds, 9th in rebounds, 14th in defensive rebounds
NCAA Rankings: 64th in blocks, 97th in blocks per game, 170th in rebounds, 251st in offensive rebounds per game, 314th in rebounds per game, 333rd in double doubles

- Was one of three players in Div. I to record at least 18 points, 13 rebounds and 6 blocks in a game (vs. Saint Mary's, 12/22) and among them had the best shooting .889 (8-of-9 FGs) & free throw percentage 1.000 (2-of-2).

As A Sophomore (2019-20 Season)

- Due to an injury, was limited to competition in the first 13 games of the season, all starts.
- Despite the limited number of games he played, his 22 blocks would have still ranked ninth in the MW and extrapolated out to 32 games, he would have led the league with 54 blocks.

As A Freshman (2018-19 Season)

MW Rankings: 5th in blocks, 10th in offensive rebounds, 16th in rebounds.

- Made his collegiate debut against Arkansas-Pine Bluff.
- 187 rebounds and a team-leading 39 blocks rank eighth and fourth, respectively, in SDSU's Division I freshman record book.

Trending

- One of five players overall, and one of four 6-10 or taller players nationally who in 31 or fewer games has blocked at least 69 shots and has at least one made 3-pointer.
- The only player who stands 6-10 or taller with a game with at least five steals and four blocks (vs. New Mexico, 1/31/22) and since the 1996-97 season is the second Aztec (Matt Watts vs. San Jose State, 2/27/99).
- Had at least one block (50 total) in 24 straight games, snapped at Colorado State (2/4), & has at least one block in 41 of his last 43 contests & multiple blocks in 33 of those.
- His 1.59 blocks per game for his career is the fourth highest among Aztecs who have at least 100 rejections and is higher than SDSU Hall of Fame inductee Michael Cage (1.05).
- Has recorded multiple blocks in 20 of the last 29 games for a total of 66 swats in that time (2.3 blocks per contest).
- Has at least one block in 43-of-54 MW games & has multiple blocks in 24 of those 43, including matching his career-high 4 in a MW game: at UNLV (1/1) & vs. New Mexico (1/31).

2021-22 GAME-BY-GAME STATISTICS

Opponent	GS	MP	FG	3FG	FT	O-D-R	PF	TP	A TO	S	B
UC RIVERSIDE	*	24	4-4	0-0	0-2	1-9-10	1	8	2	1	2
at Brigham Young	*	23	6-7	0-0	6-12	4-4-8	4	18	0	2	0
ARIZONA STATE	*	30	3-5	1-1	3-4	2-7-9	2	10	1	1	0
UT ARLINGTON	*	21	3-8	0-0	3-5	2-2-4	3	9	1	5	0
vs. Georgetown	*	23	1-5	0-0	2-2	2-4-6	2	4	0	2	1
vs. Southern California	*	27	4-6	0-0	0-3	1-6-7	2	8	0	0	1
LONG BEACH STATE	*	22	0-3	0-1	0-0	2-9-11	4	0	2	2	2
at Michigan	*	26	2-5	0-1	0-0	1-4-5	2	4	0	2	0
CAL STATE FULLERTON	*	32	2-5	0-0	2-4	5-4-9	1	6	2	4	2
vs. Saint Mary's	*	30	2-10	0-0	1-2	5-8-13	3	5	0	2	2
UC SAN DIEGO	*	26	9-12	0-0	1-2	2-7-9	1	19	0	0	0
SAN DIEGO CHRISTIAN	Cancelled										
at UNLV	*	29	3-14	0-0	4-8	5-2-7	2	10	1	1	0
COLORADO STATE	*	23	0-2	0-0	0-0	0-3-3	4	0	0	1	2
at New Mexico	Postponed										
BOISE STATE	*	33	5-11	0-0	0-1	2-7-9	2	10	0	1	0
UNLV	*	24	4-10	0-0	0-0	0-5-5	2	8	1	1	0
at Utah State	*	19	2-3	0-0	0-0	0-4-4	4	4	0	1	2
NEW MEXICO	*	20	1-4	0-0	3-4	1-2-3	2	5	1	3	5
at Colorado State	*	23	2-5	0-0	0-0	4-3-7	3	4	2	0	1
NEVADA	*	17	1-3	0-0	2-2	1-1-2	4	4	0	3	0
at San Jose State	*	23	3-4	0-0	1-2	3-3-6	2	7	0	2	1
AIR FORCE	*	28	6-7	0-0	2-2	4-2-6	2	14	2	0	1
UTAH STATE	*	34	4-7	0-0	0-2	3-5-8	1	8	0	1	0
at Fresno State	*	20	2-4	0-1	0-1	1-2-3	4	4	0	1	2
at Boise State	*	27	6-10	0-0	1-2	3-8-11	5	13	0	0	1
SAN JOSE STATE	*	25	4-6	0-0	0-2	4-9-13	1	8	1	0	0
at Wyoming	*	27	0-2	0-0	6-6	1-8-9	3	6	0	0	0
FRESNO STATE	*	18	1-4	0-0	1-1	2-4-6	5	3	1	1	0
at Nevada	*	22	3-7	0-0	1-2	2-2-4	4	7	1	0	0
vs. Fresno State	*	26	3-6	0-0	0-0	3-3-6	2	6	1	2	1
vs. Colorado State	*	23	4-5	0-0	1-2	3-3-6	5	9	0	1	0
vs. Boise State	*	33	2-6	0-0	0-2	7-3-10	2	4	1	0	1

MISCELLANEOUS STATS/SAN DIEGO STATE RECORD

Category	2021-22 Season Games	SDSU W/L	Career Games	SDSU W/L
Double-Figure Scoring	7	4-3	27	22-5
15-Point Games	2	1-1	7	6-1
Double-Doubles	1	0-1	6	5-1
10-Rebounding Games	6	4-2	15	13-2
Lead SDSU in Scoring	5	2-3	8	4-4
Lead SDSU in Rebounding	17	12-5	41	31-10
Lead SDSU in Assists	1	1-0	1	1-0
One Turnover or Less	20	14-6	76	55-21

Consecutive Games	Current	Long
Double-Figure Scoring	-	4
Double-Figure Rebounding	1	2
Consecutive Games Played	59	59*
Without Fouling Out	1	24
Scoring A Point	18	33
With A Block	9	24
One Turnover or Less	2	15

* - Denotes an active streak

IN THE SDSU RECORD BOOK

CAREER

Blocked Shots

No. 3 - 169

FRESHMAN

Blocked Shots

No. 4 - 39

Rebounds

No. 8 - 187

MENSAH CAREER STATISTICS

Year	G-GS	Min.-Avg.	FG-FGA	Pct.	3P-3PA	Pct.	FT-FTA	Pct.	OR	DR	Reb	Avg.	PF-D	AT	TO	BS	ST	Pts	Avg.
18-19	34-20	642-18.9	72-133	.541	0-0	.000	46-65	.708	80	107	187	5.5	94-4	20	22	39	9	190	5.6
19-20	13-13	263-20.2	37-60	.617	0-0	.000	16-25	.640	27	62	89	6.8	30-0	4	14	22	10	90	6.9
20-21	28-27	600-21.4	88-152	.579	0-3	.000	51-85	.600	56	114	170	6.1	75-2	16	32	39	16	227	8.1
21-22	31-31	778-25.1	92-190	.484	1-4	.250	40-75	.533	76	143	219	7.1	84-3	20	40	69	27	225	7.3
TOTAL	106-91	2,284-21.5	289-535	.540	1-7	.143	153-250	.612	239	426	665	6.3	283-9	60	108	169	62	732	6.9

SEASON/CAREER HIGHS

Points	
Season	10 vs. Colorado State (1/8/22)
Career	14 at Air Force (1/22/21)
Rebounds	
Season	8 at Colorado State (2/4/22) 8 vs. Colorado State (1/8/22) 8 at UNLV (1/1/22)
Career	8 at Colorado State (2/4/22) 8 vs. Colorado State (1/8/22) 8 at UNLV (1/1/22)
Assists	
Season	3 vs. Colorado State (1/8/22)
Career	3 vs. Colorado State (1/8/22) 3 vs. Pepperdine (12/6/20) 3 at UNLV (3/14/19) 3 at Utah State (2/26/19) 3 at Colorado State (2/12/19)
Field Goals	
Season	4 vs. Colorado State (3/11/22) 4 vs. Colorado State (1/8/22) 4 at UNLV (1/1/22) 4 vs. Southern California (11/26/21)
Career	5 at Air Force (1/22/21)
Field Goals Attempted	
Season	8 vs. Colorado State (1/8/22) 8 at UNLV (1/1/22)
Career	9 vs. UCLA (11/25/20) 9 at Brigham Young (11/9/19)
Three-Point Field Goals	
Season	1 vs. Colorado State (3/11/22) 1 vs. Long Beach State (11/30/21) 1 vs. Southern California (11/26/21)
Career	1 vs. Colorado State (3/11/22) 1 vs. Long Beach State (11/30/21) 1 vs. Southern California (11/26/21) 1 vs. Nevada (1/7/21) 1 vs. Pepperdine (12/6/20) 1 vs. UNLV (1/26/19) 1 vs. New Mexico (1/15/19) 1 vs. Brown (12/29/18)
Three-Point FG Attempted	
Season	2 vs. Long Beach State (11/30/21)
Career	3 vs. Pepperdine (12/6/20)
Free Throws	
Season	2 vs. UNLV (1/24/22) 2 vs. Colorado State (1/8/22)
Career	4 at Air Force (1/22/21) 4 vs. UC Irvine (11/27/20) 4 vs. Brown (12/29/18)
Free Throws Attempted	
Season	4 vs. Boise State (1/22/22) 4 vs. Colorado State (1/8/22)
Career	8 vs. UC Irvine (11/27/20)
Steals	
Season	4 at UNLV (1/1/22)
Career	4 at UNLV (1/1/22) 4 at Colorado State (2/12/19)
Blocked Shots	
Season	2 at Wyoming (2/28/22) 2 vs. Colorado State (1/8/22)
Career	2 - 8x; last: at Wyoming (2/28/22)
Minutes Played	
Season	26:23 vs. Colorado State (1/8/22)
Career	26:23 vs. Colorado State (1/8/22)



33 • AGUEK AROP

FORWARD • 6-6 • 220 • SENIOR - 3L
OMAHA, NEB. (OMAHA SOUTH HIGH)

(ah-GWUK ah-ROPE)

Rankings (through the games of March 13)

- **MW** - No. 10 - Offensive Rebounds (1.54/g)

Quick Hits

- Only Aztec in the previous two years (2019-20 & 2020-21) to grab more offensive than defensive rebounds (56 offensive, 40 defensive).
- Grabbed 56 offensive rebounds in 496 minutes in the last two seasons, an average of 4.5 offensive boards per 40 minutes played.
- For his career, has offensive (127) and defensive rebounds (132).
- Named the 2016 Nebraska Gatorade Player of the Year after leading Omaha South Prep to a Class A state title and a 28-1 record as a junior in high school.

Season Highlights

- Made his season debut at Brigham Young (11/12) where he was 2-of-2 from the field (4 pts), grabbed three boards, had two steals and an assist.
- In the Paycom Wooden Legacy averaged 6.5 pts, 4.5 rebs. & 1.5 steals in 17.5 minutes & shot .600 from the floor, incl. his first 3-pointer in the last 15 appearances.
- Played a season-high 22:06 at UNLV (1/1), grabbed a career-high 8 rebs & matched a career-high 4 steals.

As a Junior in 2020-21

- Limited to 20 games, including earning his first seven career starts.
- In 9-of-20 games, totaled more offensive than defensive boards, including a season and career-high five offensive boards vs. San Jose State (2/8).
- For the second consecutive season grabbed more offensive (30) than defensive rebounds (16).
- Scored a career-high 14 points at Air Force (1/22) where he went 5-of-5 from the floor and 4-of-6 from the line.

As a Sophomore in 2019-20

- Due to injury was limited to 22 games, all off the bench.
- From the floor shot 50.0 percent (32-of-64).
- The only Aztec to record more offensive rebounds (26) than defensive boards (24).
- In 11-of-22 games he had either more offensive than defensive rebounds or the two stats were equal.
- In the final six games of the season went 12-of-17 (70.6 percent) from the floor with 12 rebounds, seven on the offensive glass, four blocks and three steals in 12.4 minutes per game.

As a Freshman in 2018-19

- Made his collegiate debut in the opener vs. Arkansas Pine-Bluff grabbing 2 boards in nine minutes.
- Had at least one offensive rebound in 10-of-11 games to finish the season.
- Had 83 rebounds in just 453 minutes during the season (7.3 rebounds per 40 minutes).

Trending

- Generally does not practice, to spare his body the wear and tear.
- In his last 16 games has gone 23-of-50 (.460) from the field, has grabbed 56 rebounds (3.5/g), 24 on the offensive glass, and totaled 13 steals.
- In 56-of-95 career games, his defensive boards are fewer than or equal to his offensive rebounds.
- When he totals more offensive than defensive boards in a game (30 times), SDSU is 25-5 and in games where his offensive rebounds are greater than or equal his defensive numbers (57 times) SDSU is 46-11.
- Per 40 minutes played this year, is averaging 9.6 points, 9.3 rebounds, 2.6 steals & 1.3 assists.

2021-22 GAME-BY-GAME STATISTICS

Opponent	GS	MP	FG	3FG	FT	O-D-R	PF	TP	A	TO	S	B
UC RIVERSIDE	DNP											
at Brigham Young	13	2-2	0-0	0-0	1-2-3	3	4	1	0	2	0	0
ARIZONA STATE	6	0-1	0-1	0-0	2-0-2	0	0	0	0	2	0	0
UT ARLINGTON	DNP											
vs. Georgetown	14	2-3	0-0	0-3	2-1-3	0	4	0	1	1	0	0
vs. Southern California	21	4-7	1-1	0-0	3-3-6	4	9	0	0	2	0	0
LONG BEACH STATE	10	1-3	1-2	0-0	1-0-1	1	3	0	0	0	0	0
at Michigan	11	0-1	0-0	0-0	1-3-4	0	0	0	0	1	0	0
CAL STATE FULLERTON	INJ											
vs. Saint Mary's	11	1-5	0-0	1-2	3-2-5	1	3	1	2	2	0	0
UC SAN DIEGO	7	1-2	0-0	1-1	0-0-0	2	3	0	1	2	0	0
SAN DIEGO CHRISTIAN	Canceled											
at UNLV	22	4-8	0-1	1-3	2-6-8	3	9	0	1	4	0	0
COLORADO STATE	26	4-8	0-1	2-4	5-3-8	2	10	3	2	1	2	2
at New Mexico	Postponed											
BOISE STATE	22	0-1	0-1	1-4	1-1-2	4	1	2	0	3	0	0
UNLV	10	0-0	0-0	2-2	1-2-3	0	2	1	1	0	0	0
at Utah State	8	0-0	0-0	0-0	0-0-0	1	0	0	0	0	0	0
NEW MEXICO	INJ											
at Colorado State	23	2-4	0-0	0-0	4-4-8	4	4	0	2	0	1	1
NEVADA	DNP											
at San Jose State	DND											
AIR FORCE	8	0-0	0-0	0-0	0-1-1	1	0	0	1	0	1	0
UTAH STATE	16	3-3	0-0	2-2	2-3-5	2	8	1	0	0	0	0
at Fresno State	8	0-0	0-0	0-0	0-0-0	0	0	0	0	0	0	0
at Boise State	15	1-4	0-0	0-0	1-3-4	0	2	0	0	2	0	0
SAN JOSE STATE	10	0-1	0-0	0-1	2-0-2	0	0	2	0	0	0	0
at Wyoming	20	0-3	0-0	0-0	1-3-4	1	0	0	1	1	2	0
FRESNO STATE	7	2-3	0-0	1-2	1-1-2	0	5	0	1	1	0	0
at Nevada	DND											
vs. Fresno State	18	0-3	0-0	0-0	3-2-5	1	0	0	2	1	0	0
vs. Colorado State	18	4-7	1-1	0-0	0-0-0	2	9	0	1	0	0	0
vs. Boise State	21	3-5	0-0	0-0	1-3-4	3	6	0	2	0	0	0

MISCELLANEOUS STATS/SAN DIEGO STATE RECORD

Category	2021-22 Season		Career	
	Games	SDSU W/L	Games	SDSU W/L
Double-Figure Scoring	1	1-0	5	4-1
15-Point Games	0	0-0	0	0-0
Led SDSU in Scoring	0	0-0	0	0-0
Led SDSU in Rebounding	2	1-1	4	2-2
Led SDSU in Assists	0	0-0	3	2-1
Multiple Steals	7	3-4	12	7-5
One Turnover or Less	18	13-5	75	55-20
Consecutive Games	Current	Long		
Consecutive Games Played	3	17		
Without Fouling Out	94	94*		
Scoring A Point	2	16		
One Turnover or Less	-	12		

* - Denotes an active streak

AROP CAREER STATISTICS

Year	G-GS	Min.-Avg.	FG-FGA	Pct.	3P-3PA	Pct.	FT-FTA	Pct.	OR	DR	Reb	Avg.	PF-D	AT	TO	BS	ST	Pts	Avg.
18-19	31-0	453-14.6	37-83	.446	3-15	.200	19-31	.613	34	49	83	2.7	48-1	30	26	18	17	96	3.1
19-20	22-0	218-9.9	32-64	.500	0-6	.000	5-8	.625	26	24	50	2.3	23-0	8	13	5	8	69	3.1
20-21	20-7	278-13.9	33-68	.485	2-13	.154	15-31	.484	30	16	46	2.3	45-0	13	18	3	14	83	4.2
21-22	24-0	344-14.3	34-74	.459	3-8	.375	11-24	.458	37	43	80	3.3	35-0	11	21	6	22	82	3.4
TOTAL	97-7	1,293-13.3	136-289	.471	8-42	.190	50-94	.532	127	132	259	2.7	151-1	62	78	32	61	330	3.4



GAME 1

San Diego State 66 UC Riverside 53

Nov. 9, 2021 | San Diego, Calif.
Viejas Arena | Att: 11,729

SAN DIEGO — Matt Bradley led all scorers with 23 points and Trey Pulliam added 15 as the San Diego State men's basketball team defeated the UC Riverside Highlanders 66-53 to open the 2021-22 season on Tuesday night in Viejas Arena.

"Obviously, it's a very good Riverside team and we knew this would be a test," Aztecs coach Brian Dutcher said. "We prepared hard for it. They were good, but our defense over the years has been good and it was good again tonight. We knew they had to make a lot of threes to beat us. They caught us in some help situations where they kicked it out. They're well coached and they're disciplined, and they play the right way. We had enough grit and toughness about us to be productive at both ends of the floor. I thought Trey Pulliam did a good job getting to his mid-range game and Matt Bradley attacked the paint well. We played downhill against them and we weren't just stuck on the perimeter. We were aggressive getting downhill to the basket and I thought that helped us."

Bradley's 23 points are the most for an Aztec (1-0) in his debut since Jerome Habel scored 23 against California on Nov. 18, 2006. Bradley has scored in double figures in 14 straight games.

San Diego State's win over UC Riverside (0-1) was its 12th in as many tries and is the second longest active winning streak for the program against any opponent. It is also the 16th straight victory against an in-state opponent, the 20th straight against a Big West foe and the ninth consecutive season opening win.

The lead changed five times in the first 13 minutes, but a layup by Keshad Johnson with 6:55 to go in the half gave San Diego State a 22-20 lead, one it would not relinquish. The Aztecs used a 10-0 run late in the half to build a double-digit lead and took a 40-30 advantage into halftime.

UC Riverside got the lead down to four points three times in the second half before the Aztecs put the game away and won by 13.

Pulliam reached double figure scoring for the fifth time in the last six games and Nathan Mensah added eight points, 10 rebounds and a pair of blocks. He has 102 blocks in his career and is now tied with Billy White for No. 8 on the program's career blocked shots list.

San Diego State next travels to Brigham Young for a Friday matchup with the Cougars in Provo. The tip is scheduled for 7 p.m. MT.

UC Riverside	FG	3FG	FT	R	F	TP	A	TO	S	B	MP
Moorman II *	4-11	1-6	0-1	5	4	9	2	1	2	0	33
McRae *	6-10	0-0	1-1	4	2	13	1	1	0	0	26
Pulliam *	3-8	1-3	2-2	5	2	9	4	5	0	0	37
Cameron *	1-7	0-4	2-2	4	4	4	1	3	1	0	33
Pickett *	2-3	2-2	1-2	4	4	7	1	1	2	0	36
Mading	1-3	1-3	0-0	0	0	3	0	1	0	0	6
Tattersall	1-4	1-4	1-1	1	2	4	1	1	1	0	12
Martinez	2-5	0-0	0-0	3	2	4	0	2	0	0	14
Elkoz	0-0	0-0	0-0	0	1	0	0	0	0	0	3
TEAM				0				0			0
Totals 20-51	6-22	7-9	26	21	53	12	15	6	0	0	200

San Diego State	FG	3FG	FT	R	F	TP	A	TO	S	B	MP
Johnson *	2-4	0-1	0-3	2	2	4	0	2	1	0	18
Mensah *	4-4	0-0	0-2	10	1	8	2	1	1	2	24
Seiko *	0-2	0-2	0-0	4	1	0	1	1	0	0	29
Bradley *	8-13	0-0	7-9	2	1	23	1	3	1	1	33
Pulliam *	7-16	1-3	0-0	4	3	15	1	2	0	0	31
Tomaic	1-3	1-3	1-2	1	1	4	1	1	0	3	18
Butler	0-1	0-0	5-6	1	3	5	1	2	0	0	16
Diabate	0-1	0-1	1-2	2	1	1	0	0	0	1	10
Baker-Mazara	1-4	0-1	4-5	6	0	6	0	0	0	0	14
Dinwiddie Jr.	0-1	0-0	0-0	0	1	0	0	0	1	0	6
TEAM				2				1			0
Totals	23-49	2-11	18-29	34	14	66	7	12	4	8	200

Halftime: San Diego State 40, UC Riverside 30. **FG%:** San Diego State 46.9, UC Riverside 39.2. **3FG%:** UC Riverside 27.3, San Diego State 18.2. **FT%:** UC Riverside 77.8, San Diego State 62.1. **Officials:** Tony Padilla, James Ford, Johnny Harrington. **Technical:** none.



GAME 2

Brigham Young 66 San Diego State 60

Nov. 12, 2021 | Provo, Utah
Marriott Center | Att.: 16,470

PROVO, Utah -- Aztec senior Nathan Mensah tied a career-high with 18 points and eight rebounds and classmate Trey Pulliam added 12 points and four assists but it was not enough as Brigham Young defeated San Diego State 66-60 on Friday evening.

"Well, obviously this is a major road game played in second game of the year," Aztec head coach Brian Dutcher said. "And I knew we weren't playing up to what we're going to be down this down the road, but I thought we competed hard enough to keep ourselves in the game and give ourselves a chance to win. We have to execute better at times. But I liked our grit. I liked our fight, like the way we got on the ball after loose balls, got on the floor, dove after it, and competed at a high level. Obviously, the keys of the game were trying to contain Barcello. He made the big basket at the end and to keep Lohner off the glass and he had the big tip and at the end. So we worked hard all game to prevent those things, but at the end those are the two players that made the plays that kind of sealed the victory for them."

In a closely contested game in which neither team led by more than six points, sophomore Keith Dinwiddie Jr. connected on a three-point field goal to give the Aztecs a 54-53 lead with 6:19 to play. It was San Diego State's final lead of the evening.

Brigham Young responded with an 8-2 run. Alex Barcello, who scored a team-high 17 points, scored six points during that spurt that put the Cougars up 61-56.

The Aztecs cut the deficit to three points on two occasions but was unable to draw any closer.

NATHAN CAN'T MISS

As previously mentioned, Nathan Mensah tied a career-high with 18 points on the strength of 6-of-7 shooting from the field. The senior is now 10-for-11 from the floor in his two games this season. He went 4-for-4 from the field in the season opener against UC Riverside.

DEFENSE RULES

San Diego State limited Brigham Young to 38.6 percent field goal shooting. It marked just the second time in the last 43 games (41-2) that the Aztecs have lost when limiting the opposition to 40 percent or less from the field.

San Diego State	FG	3FG	FT	R	F	TP	A	TO	S	B	MP
Johnson *	1-4	0-1	1-2	6	1	3	0	3	0	0	19
Mensah *	6-7	0-0	6-12	8	4	18	0	2	0	1	23
Seiko *	2-7	1-5	0-0	3	1	5	1	0	1	0	30
Bradley *	4-11	0-2	0-0	3	3	8	2	2	0	0	23
Pulliam *	5-14	1-6	1-2	3	3	12	4	0	0	0	36
Butler	2-5	0-1	0-1	1	5	4	0	2	2	0	13
Baker-Mazara	1-5	0-2	0-0	1	2	2	0	1	0	0	7
Tomaic	0-1	0-1	0-0	3	0	0	0	0	0	0	15
Diabate	0-1	0-0	1-2	3	1	1	0	0	0	0	10
Arop	2-2	0-0	0-0	3	3	4	1	0	2	0	12
Dinwiddie Jr.	1-4	1-4	0-0	0	0	3	1	0	1	0	11
TEAM				4				1			0
Totals	24-61	3-22	9-19	38	23	60	9	11	6	1	200

Brigham Young	FG	3FG	FT	R	F	TP	A	TO	S	B	MP
George *	1-3	0-1	2-4	3	1	4	1	1	0	2	17
Lohner *	3-12	0-4	1-2	8	4	7	0	2	0	0	31
Baxter *	3-4	0-0	0-0	4	2	6	1	0	0	1	10
Lucas *	2-12	1-3	8-8	3	1	13	5	1	0	0	32
Barcello *	6-10	3-5	2-2	2	1	17	3	3	1	0	34
Knight	3-7	0-2	2-4	6	1	8	0	1	0	1	24
Traore	4-6	0-0	1-1	8	3	9	2	0	0	0	27
Knell	0-3	0-3	0-0	2	3	0	0	1	0	0	14
Johnson	0-0	0-0	2-2	0	1	2	0	1	0	0	7
Ally Atiki	0-0	0-0	0-0	0	1	0	0	0	0	0	3
TEAM				0				0			0
Totals	22-57	4-18	18-23	42	18	66	12	11	1	4	200

Halftime: Brigham Young 32, San Diego State 30. **FG%:** San Diego State 39.3, Brigham Young 38.6. **3FG%:** Brigham Young 22.2, San Diego State 13.6. **FT%:** Brigham Young 78.3, San Diego State 47.4. **Officials:** David Hall, Eric Curry, Larry Spaulding. **Technical:** none.



GAME 3

San Diego State 65 Arizona State 63

Nov. 18, 2021 | San Diego, Calif.
Viejas Arena | Att.: 12,414

SAN DIEGO — Trey Pulliam made a go-ahead floater in the lane with 1:05 left and San Diego State held off Arizona State 65-63 Thursday night.

"All right. Good game. That's my statement," Aztec head coach Brian Dutcher said. "No, no, it was a hard-fought game. You know, I don't know if either team played up to what the coaches think their potential is, but both teams played hard and they competed at a high level. Sometimes that's enough and it was tonight. We competed and fought and toughed out a win. So we have lessons to learn, we'll get better, but it's an exciting way in front of a fantastic crowd. I forget what this crowd is like when you miss it for a whole year and then to get into the building and have this kind of Aztec support, I don't think anyone in the country has it like this. It was fantastic. You think the back-to-back games, we had at BYU 20,000 and 12,000 plus here tonight. That's the kind of atmosphere any kid dreams to play in front of and you know, our team had it back-to-back games."

Lamont Butler scored 14 points for SDSU (2-1), which beat the Sun Devils (2-2) for the second straight year. Matt Bradley scored 12 and Keshad Johnson and Nathan Mensah had 10 each for the Aztecs.

Pulliam's floater gave the Aztecs a 64-63 lead. ASU missed three 3-pointers in the final 16 seconds, including a desperation shot by Jamiya Neal with three seconds left, after Bradley made one of two free throws.

Marreon Jackson scored 16 and Kimani Lawrence had 14 points and 12 rebounds for ASU.

Arizona State took a 39-30 lead early in the second half before SDSU used a 12-0 run to take the lead. Butler and Adam Seiko had 3-pointers and Mensah a slam dunk after rebounding a missed free throw by Butler.

ASU worked the lead back to four before SDSU came back on 3-pointers by Butler and Seiko. ASU's last lead was 63-61 on Jackson's jumper with 1:43 left.

Both teams shot poorly. SDSU shot 39.2% while ASU shot 37.3%. ASU made only 6 of 28 3-pointers (21.4%) while SDSU made 6 of 21 (28.6%).

ASU led 30-28 at halftime.

Arizona State	FG	3FG	FT	R	F	TP	A	TO	S	B	MP
Graham *	3-8	0-2	0-4	4	4	6	1	2	0	2	26
Lawrence *	7-10	0-0	0-0	12	2	14	3	2	0	1	33
Horne *	3-8	1-5	2-2	1	4	9	0	2	0	0	25
Muhammad *	2-8	2-5	3-3	1	2	9	0	0	2	0	30
Jackson *	5-18	2-12	4-5	7	1	16	7	2	3	0	35
Heath	1-5	1-3	2-2	1	2	5	0	2	1	0	14
Gaffney	0-0	0-0	0-0	1	4	0	1	1	2	1	19
Neal	1-2	0-1	2-2	1	1	4	1	0	0	0	17
Bookye	0-0	0-0	0-0	1	0	0	0	0	0	0	2
TEAM				2				0			0
Totals	22-59	6-28	13-18	31	20	63	13	11	8	4	200

San Diego State	FG	3FG	FT	R	F	TP	A	TO	S	B	MP
Johnson *	4-6	0-2	2-2	3	3	10	2	1	1	1	23
Mensah *	3-5	1-1	3-4	9	2	10	1	1	0	1	30
Bradley *	3-11	0-4	6-10	8	3	12	1	1	2	0	30
Pulliam *	1-5	0-1	2-4	6	3	4	4	1	1	0	31
Butler *	4-10	2-6	4-6	3	2	14	3	3	2	0	29
Seiko	2-4	2-4	0-0	1	1	6	0	0	1	0	22
Tomaic	1-2	1-1	0-0	1	1	3	0	1	0	0	11
Baker-Mazara	1-4	0-1	2-2	1	4	0	0	1	1	1	11
Diabate	0-2	0-0	0-0	0	0	0	0	0	0	0	4
Dinwiddie Jr.	1-1	0-0	0-0	0	0	2	0	1	0	0	3
Arop	0-1	0-1	0-0	2	0	0	0	2	0	0	6
TEAM				2				0			0
Totals	20-51	6-21	19-28	37	17	65	11	11	8	3	200

Halftime: Arizona State 30, San Diego State 28. **FG%:** San Diego State 39.2, Arizona State 37.3. **3FG%:** San Diego State 28.6, Arizona State 21.4. **FT%:** Arizona State 72.2, San Diego State 67.9. **Officials:** Randy McCall, Chris Rastatter, Mike Reed. **Technical:** Bradley (San Diego State).



GAME 4

San Diego State 68 UT Arlington 62

Nov. 20, 2021 | San Diego, Calif.
Viejas Arena | Att.: 11,903

SAN DIEGO -- Senior Matt Bradley had 15 points and six rebounds and senior Trey Pulliam added 11 points as San Diego State defeated UT Arlington, 68-62, at Viejas Arena on Saturday night.

"We did everything we had to do to try to get them ready to play tonight," Aztec head coach Brian Dutcher said. "It's the first time in a long time where we've actually played live (at shootaround), because I didn't think they were engaged enough and mentally ready to play and that's on me. That's my job as the head coach. One of my job's is to get them ready to play and the other is to put them in a position to win and I have to do a better job of both. I always say it's better to learn in a win rather than a defeat, and that's what we did. We have a lot of lessons to learn."

The Aztecs (3-1) connected on 30-of-34 free throw attempts in the contest. The 30 makes were the most since March 1, 2006 and the 88.2 percent from the line on at least 30 attempts was its highest in the last 26 seasons.

The Mavs (1-4) kept the game close throughout, with San Diego State never building an advantage greater than 10 points.

The game was tied at 46 with 8:38 to play, when the Aztecs went on a 9-0 run. Nathan Mensah and Bradley combined for three free throws and Lamont Butler followed with a three-pointer in transition and Bradley capped the run with a trey of his own.

"We've just got to pay respects to Texas Arlington," senior guard Matt Bradley said. "They came in here and really battled. It was a battle from the start to the end and, I think it took certain plays for us to wake up. They were crashing the glass hard, something we've been working on throughout the season. And I think we've just got to continue to keep our mental (state) right, and just get better every day."

For the fourth game this season, San Diego State held its opponent to under 70 points, and less than 40 percent shooting from the floor. The Aztecs are 65-5 in the Dutcher era (since the start of the 2017-18 season) when they limit the opponents to less than 40 percent shooting and are 31-8 when they hold an opponent to between 60-69 points.

THE NOTE

San Diego State is now 35-1 the last 36 times it has attempted more free throws than its opponent.

UT Arlington	FG	3FG	FT	R	F	TP	A	TO	S	B	MP
Ehigiu	* 0-3	0-0	0-0	1	4	0	0	1	0	4	20
Young Jr.	* 0-6	0-1	0-0	10	0	0	3	1	2	0	26
Levi	* 2-8	0-0	1-4	4	2	5	4	2	2	0	32
Azore	* 5-16	0-2	5-7	2	5	15	0	4	1	0	37
Castro	* 7-15	3-7	0-0	5	1	17	2	3	1	1	35
Wilson	2-2	0-0	0-0	2	5	4	0	1	0	0	12
Holberg	3-6	2-3	0-0	2	2	8	1	0	0	0	19
Elme	5-8	0-1	1-2	3	4	11	0	1	0	0	11
Rojas	1-1	0-0	0-0	0	3	2	0	0	0	0	8
TEAM				5							0
Totals	25-65	5-14	7-13	34	26	62	10	13	56	5	200

San Diego State	FG	3FG	FT	R	F	TP	A	TO	S	B	MP
Johnson	* 2-4	0-0	4-4	7	2	8	3	0	0	1	25
Mensah	* 3-8	0-0	3-5	4	3	9	1	5	0	3	21
Bradley	* 3-9	2-5	7-7	6	3	15	3	2	0	0	33
Pulliam	* 2-6	2-2	5-5	1	4	11	2	1	1	0	31
Butler	* 3-7	1-2	2-3	4	2	9	3	5	3	0	30
Seiko	0-4	0-3	2-2	1	0	2	0	0	0	0	16
Baker-Mazara	0-3	0-1	2-2	0	2	2	1	1	0	1	10
Tomaic	2-2	0-0	5-6	4	2	9	0	3	0	0	22
Dimwiddie Jr.	1-3	1-2	0-0	2	0	3	0	0	0	0	12
TEAM				5							0
Totals	16-46	6-15	30-34	34	18	68	13	17	4	5	200

Halftime: San Diego State 31, UT Arlington 28. **FG%:** UT Arlington 38.5, San Diego State 34.8. **3FG%:** San Diego State 40.0, UT Arlington 35.7. **FT%:** San Diego State 88.2, UT Arlington 53.8. **Officials:** Tony Padilla, Glen Mayberry, Shawn Lehigh. **Technical:** Johnson, Mensah (San Diego State); Wilson (UT Arlington).



GAME 5

San Diego State 73 Georgetown 56

Nov. 25, 2021 | Anaheim, Calif.
Anaheim Arena | Att.: 1,402

ANAHEIM, Calif. -- Matt Bradley scored 18 points, Lamont Butler added a career-high 16 and the San Diego State Aztecs used a 15-to-1 second half run to pull away from the Georgetown Hoyas and give head coach Brian Dutcher the 100th victory of his career in a 73-56 win in the semifinal game of the Paycom Wooden Legacy in Anaheim Arena.

Coach Dutcher reached the milestone in his 132nd game leading the Aztecs. In comparison, Aztec Hall of Fame coach Steve Fisher reached 100 victories at San Diego State in his 205th game on the Mesa.

San Diego State (4-1) shot a season-high 48.3 percent (29-of-60) from the floor which included seven three pointers. Butler was perfect from the field going 6-of-6, including three 3-pointers. He is the first Aztec in 26 seasons to be perfect from the field, sinking at least six field goals, three from the bonus distance.

The game went back and forth for the first 15 minutes. But tied at 28-28 and 4:07 to go before the intermission, the Aztecs went on a 12-4 run to close the half and take a 40-32 lead into the break. Four players contributed to the run with the last five coming from Adam Seiko, who hit a three at the buzzer. SDSU shot 54.8 percent in the first 20 minutes and had 12 assists on 17 made buckets.

The second half saw SDSU open with a 14-7 spurt to increase the advantage to 15 points, 54-39 with 15:14 to play. Butler contributed 10 points in the run. The game looked to be in hand, but the Hoyas made a run over the following five and a half minutes and cut the lead to 57-53 with 9:39 to play.

However, from there the vaunted Aztec defense took over. San Diego State did not surrender a field goal for the remainder of the game. The Hoyas (2-2) missed seven shots, SDSU forced them into seven turnovers and used a 15-1 run to blow the game open, en route to the 17-point victory.

San Diego State will play for the championship of the Paycom Wooden Legacy on Friday, Nov. 26 against Southern California. Tip is scheduled for 8:30 p.m. and the game will be broadcast on ESPN2.

Georgetown	FG	3FG	FT	R	F	TP	A	TO	S	B	MP
Ighoefe	* 0-2	0-0	0-0	7	2	0	0	2	0	3	17
Mohammed	* 8-12	1-4	3-5	4	2	20	0	1	1	0	32
Harris	* 8-17	1-6	2-2	2	3	19	3	4	2	0	35
Rice	* 2-9	2-7	2-3	4	2	8	0	0	0	1	29
Carey	* 0-7	0-2	4-4	9	1	4	3	2	1	0	32
Wilson	0-0	0-0	0-1	1	0	0	0	0	0	0	7
Billingsley	1-2	0-0	1-2	1	5	3	0	0	0	0	12
Riley	0-2	0-1	0-0	1	0	0	0	0	0	0	9
Mutombo	1-4	0-0	0-1	4	1	2	0	1	0	2	13
Beard	0-0	0-0	0-0	1	0	0	0	1	0	0	4
Holloway	0-2	0-0	0-0	1	5	0	0	3	1	0	9
Clark	0-0	0-0	0-0	1	0	0	0	1	0	0	1
TEAM				2							0
Totals	20-57	4-20	12-18	38	21	56	6	15	5	6	200

San Diego State	FG	3FG	FT	R	F	TP	A	TO	S	B	MP
Johnson	* 3-4	0-0	2-3	4	2	8	0	1	0	0	20
Mensah	* 1-5	0-0	2-2	6	2	4	0	2	1	4	23
Bradley	* 7-16	1-5	3-5	7	2	18	3	4	0	1	31
Pulliam	* 3-9	1-3	0-2	1	2	7	8	1	3	1	35
Butler	* 6-6	3-3	1-2	2	4	16	3	1	3	0	20
Tomaic	0-3	0-3	0-0	1	0	0	0	0	0	1	10
Seiko	2-2	1-1	0-0	2	1	5	0	0	1	0	10
Dimwiddie Jr.	1-3	1-1	0-0	0	2	3	0	1	0	0	18
Diabate	4-7	0-0	0-0	3	2	8	0	1	0	0	11
Baker-Mazara	0-1	0-0	0-0	1	0	0	0	0	0	0	6
Arop	2-3	0-0	0-3	3	0	4	0	1	1	0	14
Alger	0-0	0-0	0-0	0	0	0	0	0	1	0	1
Barnett	0-1	0-0	0-0	0	0	0	0	0	0	0	1
TEAM				9							0
Totals	29-60	7-16	8-17	39	17	73	14	12	10	7	200

Halftime: San Diego State 40, Georgetown 32. **FG%:** San Diego State 48.3, Georgetown 35.1. **3FG%:** San Diego State 43.8, Georgetown 20.0. **FT%:** Georgetown 66.7, San Diego State 47.1. **Officials:** Pat Driscoll, Darron George, Deron White. **Technical:** none.



GAME 6

No. 24 Southern California 58 San Diego State 43

Nov. 26, 2021 | Anaheim, Calif.
Anaheim Arena | Att.: 2,890

ANAHEIM, Calif. - Trey Pulliam scored 11 points, while Lamont Butler and Aguek Arop each had nine, but the No. 24 Southern California Trojans, were able to limit the San Diego State Aztecs to 32.1 percent shooting and defeated SDSU 58-43 in the championship game of the Paycom Wooden Legacy on Friday night.

"It was a defensive struggle in the first half, no question about that," Aztec head coach Brian Dutcher said. "The only separation we gave them was that we missed three one-on-ones in a row and they had a basket right before the half, which gave them a little lead. I tried to encourage the team, a seven-point game at halftime is nothing in college basketball. But we let them come out and get a run on us early in the second half and they built a 15-point lead. We fought, cut it back to eight, but they're a good defensive team, they played good defense on us."

Isaiah Mobley scored 18 points and had 12 rebounds, Drew Peterson added 16 points and Chevez Goodwin finished with 10 as the Trojans improved to 6-0. They held the Aztecs to just 15 points in the first half.

San Diego State (4-2) was held to its lowest-scoring opening half since 14 points against Air Force on Jan. 12, 2019.

The Aztecs had just one first-half assist on six made baskets, and seven total assists in the game. San Diego State also lost the rebounding battle, with USC pulling down 49 to SDSU's 33.

Both teams struggled to score before halftime, but the Trojans went on an 8-0 run in the final 5:29 to lead 22-15 at the break. San Diego State shot just 23.1% from the field in the first half, while USC was not much better at 33.3%.

USC started the second half on a 10-2 run to take a 32-17 lead with 15:56 remaining in the game. The Aztecs didn't reach the 20-point mark until a 3-pointer by Aguek Arop with 15:03 to play.

Boogie Ellis, who started the game leading USC in scoring at 17.0 points per game, was held to just two points on 1-of-6 shooting.

BIG PICTURE

San Diego State: A three-game winning streak against Top 25 teams came to an end for the Aztecs, who face Long Beach State at home Tuesday before a trip to Ann Arbor to face No. 20 Michigan on Dec. 4. San Diego State had a 10-2 record in neutral-site games before losing Friday.

Southern California	FG	3FG	FT	R	F	TP	A	TO	S	B	MP
Goodwin	* 5-6	0-0	0-4	5	2	10	0	1	0	2	19
Mobley	* 7-19	1-5	3-8	12	2	18	1	0	1	2	37
Ellis	* 1-6	0-2	0-2	4	3	2	0	1	0	0	35
Peterson	* 6-10	1-2	3-3	6	3	16	3	3	2	1	36
Anderson	* 3-8	2-3	0-0	6	1	8	4	1	1	0	30
Agbankpolo	1-3	0-1	0-0	1	1	2	0	2	0	1	12
Morgan	1-3	0-0	0-0	8	2	2	1	0	0	1	20
Dixon-Waters	0-2	0-1	0-1	3	2	0	1	0	0	0	10
TEAM				4							0
Totals	24-57	4-14	6-18	49	16	58	10	8	4	7	200

San Diego State	FG	3FG	FT	R	F	TP	A	TO	S	B	MP
Johnson	* 1-3	0-1	1-3	3	1	3	1	0	0	0	22
Mensah	* 4-6	0-0	0-3	7	2	8	0	1	3	27	
Bradley	* 1-7	0-4	1-1	4	4	3	2	1	0	0	24
Pulliam	* 4-10	1-2	2-4	3	4	11	1	3	1	0	34
Butler	* 4-14	1-3	0-0	3	1	9	1	0	1	0	35
Dimwiddie Jr.	0-5	0-4	0-0	0	2	0	1	1	0	0	20
Arop	4-7	1-1	0-0	6	4	9	0	0	2	0	21
Diabate	0-0	0-0	0-0	1	1	0	0	1	0	0	3
Baker-Mazara	0-1	0-1	0-0	0	1	0	0	0	0	0	6
Tomaic	0-3	0-1	0-0	0	1	0	1	0	0	0	8
TEAM				6							0
Totals	18-56	3-17	4-11	33	21	43	7	6	5	3	200

Halftime: Southern California 22, San Diego State 15. **FG%:** Southern California 42.1, San Diego State 32.1. **3FG%:** Southern California 28.6, San Diego State 17.6. **FT%:** San Diego State 36.4, Southern California 33.3. **Officials:** Larry Spaulding, Deron White, Chris Rastatter. **Technical:** none.



GAME 7

San Diego State 72 Long Beach State 47

Nov. 30, 2021 | San Diego, Calif.
Viejas Arena | Att.: 11,917

SAN DIEGO - Trey Pulliam scored 16 points, including the first four in an 18-2 run in the first half that gave San Diego State control en route to a 72-47 win against Long Beach State on Tuesday night at Viejas Arena.

"It was nice to have a little breathing room today," Aztecs head coach Brian Dutcher said. "We created a lead, maintained it, built on it, so we weren't playing in a nail-biter like we've played in the last couple of games. It was good to get out on the break; we worked hard on that. I told the guys if we got stops and rebounds, we'd have the opportunity to run. We've been getting stops, but we haven't been rebounding. We did a little better job of rebounding until the very end, and that allowed us to get out on the fast break."

Matt Bradley had 12 points and Keith Dinwiddie scored 12 off the bench for SDSU (5-2), which beat Long Beach State (2-5) for the seventh straight time and the 15th time in 16 games. Lamont Butler scored 11.

Colin Slater led Long Beach State with eight points.

The Aztecs bounced back from a rough performance in a 58-43 loss to No. 20 Southern California on Friday night in the title game of the Wooden Legacy in Anaheim.

San Diego State will play at No. 24 Michigan on Saturday. It will be coach Brian Dutcher's first time back at Crisler Center since he was on the staffs of Bill Frieder and Steve Fisher from the 1988-89 season until Fisher was fired before the 1997-98 season. Dutcher had a hand in recruiting the Fab Five, including Juwan Howard, who is in his third season as Michigan's coach.

Dutcher followed Fisher to SDSU in 1999 and was elevated to head coach after Fisher retired following the 2016-17 season.

The Aztecs trailed 13-12 when they went on an 18-2 run to take control. Pulliam scored the first four points of the run, on a reverse layup off a turnover and a floater after Lamont Butler stole the ball.

Butler and Chad Baker-Mazara made 3-pointers and Keshad Johnson had a windmill slam dunk to make it 28-15. Dinwiddie made two free throws to finish the run.

Long Beach State	FG	3FG	FT	R	F	TP	A	TO	S	B	MP
Roberts *	2-5	0-0	1-3	6	0	5	0	2	0	0	20
Cobb *	1-2	0-1	2-2	4	0	4	0	1	0	0	20
Murray *	3-13	0-1	0-0	1	0	6	2	3	1	0	26
Jones *	3-9	0-4	0-0	4	2	6	0	3	1	1	24
Traore *	3-5	0-0	0-4	7	4	6	1	1	0	1	20
Hampton	1-5	0-1	3-5	4	2	5	0	4	1	0	19
Scott	1-1	0-0	0-0	1	3	2	1	0	0	0	11
Slater	3-8	0-2	2-2	1	1	8	0	3	0	0	21
Mansel	1-2	0-0	0-2	1	1	2	2	0	0	0	12
Rotegaard	0-1	0-1	1-2	1	1	1	0	0	0	0	9
Neal	0-3	0-1	2-2	1	1	2	0	1	1	0	11
Rhoden	0-0	0-0	0-0	0	0	0	0	1	0	0	4
Yan	0-1	0-0	0-0	1	0	0	0	0	0	0	4
TEAM				4							
Totals	18-55	0-11	11-22	36	15	47	6	19	4	2	200

San Diego State	FG	3FG	FT	R	F	TP	A	TO	S	B	MP
Johnson *	4-6	0-0	0-0	3	4	8	1	2	0	0	18
Mensah *	0-3	0-1	0-0	11	4	0	2	2	2	0	22
Bradley *	4-8	1-2	3-4	7	4	12	2	3	1	0	25
Pulliam *	7-9	1-1	1-2	2	16	5	2	2	0	0	24
Butler *	3-5	1-2	4-4	1	11	3	3	3	1	0	25
Tomaic	0-1	0-0	0-0	1	2	0	0	0	0	2	17
Dimwiddie	4-9	2-7	2-2	2	1	12	1	1	1	0	21
Diabate	1-4	0-0	1-2	4	1	3	0	0	0	1	10
Baker-Mazara	2-7	1-3	2-2	2	0	7	1	1	1	2	18
Arop	1-3	1-2	0-0	1	3	0	0	0	0	0	10
Alger	0-3	0-2	0-0	1	0	0	0	1	0	0	3
Barnett	0-0	0-0	0-0	0	0	0	0	0	0	0	3
Broughton, Ty.	0-0	0-0	0-0	1	0	0	0	1	0	0	2
Broughton, Tr.	0-1	0-0	0-0	1	0	0	0	0	0	0	2
TEAM				4							
Totals	18-56	3-17	4-11	33	21	43	7	6	5	3	200

Halftime: San Diego State 35, Long Beach State 21. **FG%:** San Diego State 43.3, Long Beach State 32.7. **3FG%:** San Diego State 33.3, Long Beach State 00.0. **FT%:** San Diego State 81.3, Long Beach State 50.0 **Officials:** Gregory Nixon, Shawn Lehigh, Nate Harris. **Technical:** none.



GAME 8

No. 24 Michigan 72 San Diego State 58

Dec. 4, 2021 | Ann Arbor, Mich.
Crisler Center | Att.: 12,523

ANN ARBOR, Mich. - Matt Bradley scored 22 points, one of his season high, but it wasn't enough in San Diego State's 72-58 loss at No. 24 Michigan on Saturday afternoon in the Crisler Center.

"I've challenged this team," Aztecs head coach Brian Dutcher said. "I've given us a really difficult schedule. We set a game plan. Michigan had been struggling from three; they were shooting I think 29 percent for the year. (Michigan center Hunter) Dickinson had made one three all year and people basically weren't guarding him. And to his credit, he stepped up and made three today. They (average) five as a team. I think they hit 11 today... 11-for-20. So when you run into a team that shoots that high percentage from three, especially in their home gym, it's hard to get a win."

Aztec senior forward Nathan Mensah had two blocks and moved into a tie with San Diego State Hall of Famer Michael Cage for fourth place on the program's career blocks list with 118.

Dickinson had 23 points and 14 rebounds, freshman Caleb Houston scored a season-high 17 points for the Wolverines.

The Wolverines (5-3) led by just two points at halftime, coming off a 21-point loss at North Carolina. They bounced back and pulled away with a 17-2 run to take a 64-45 lead.

The Aztecs (5-3) were led by Bradley's 22 points and Keshad Johnson had seven rebounds to lead SDSU.

"We played a solid first half," Dutcher said. "We wore down. Trey (Pulliam) wore down. All the things we put on the board; win the free throw battle, we led that at half (and) won that for the game. Win the rebounding war. We were up two rebounds in the first half, and I think they outrebounded us by three. So, we had some keys to the game. Taking away the three was not one of them. That was intentional. Obviously, we rolled the dice, and they made a lot of threes today and that always wins college games. I don't think we give up more than five a game when we concentrate on that. We had a different set of thoughts about this game. We're going to give them some threes, and to their credit they stepped up and made them."

FAMILIAR FACE

San Diego State coach Brian Dutcher helped recruit Michigan coach Juwan Howard to play for the Wolverines three decades ago when he was an assistant under Steve Fisher. Dutcher 10 seasons as an assistant at Michigan from 1988-89 through 1997-98. He succeeded Fisher at San Diego State in 2017.

San Diego State	FG	3FG	FT	R	F	TP	A	TO	S	B	MP
Johnson *	2-6	0-2	1-2	7	0	5	0	1	0	1	22
Mensah *	2-5	0-1	0-0	5	2	4	0	2	0	2	26
Seiko *	1-5	1-5	0-0	2	0	3	1	1	1	0	32
Bradley *	9-16	2-5	2-3	4	3	22	2	5	2	0	33
Pulliam *	2-9	0-2	3-4	5	4	7	2	2	2	0	37
Dimwiddie Jr.	3-8	2-6	0-0	2	2	8	0	1	1	0	14
Tomaic	1-2	0-0	0-1	2	1	2	1	1	0	1	16
Arop	0-1	0-0	0-0	4	0	0	0	1	0	0	11
Baker-Mazara	2-4	1-2	2-2	1	1	7	0	0	0	0	8
TEAM				1				2			
Totals	22-56	6-23	8-12	33	13	58	6	16	6	4	200

Michigan	FG	3FG	FT	R	F	TP	A	TO	S	B	MP
Diabate *	1-3	0-0	0-0	0	0	2	0	1	0	1	7
Dickinson *	10-16	3-3	0-0	14	3	23	3	0	3	1	39
Jones *	2-4	0-1	0-0	1	3	4	1	1	0	0	17
Houston *	6-10	4-5	1-2	5	2	14	1	2	2	0	35
Brooks *	3-11	2-6	2-3	4	2	10	5	3	3	1	39
Johns Jr.	1-2	1-2	0-0	1	3	0	1	0	1	0	14
Collins	3-7	0-0	2-6	4	2	8	3	1	1	0	24
Williams II	2-5	1-2	0-0	6	1	5	0	2	0	0	21
Jackson	0-2	0-1	0-0	0	0	0	0	0	0	0	3
TEAM				2				2			
Totals	26-80	11-20	5-11	36	14	72	13	13	3	4	200

Halftime: Michigan 36, San Diego State 34. **FG%:** Michigan 46.7, San Diego State 39.3. **3FG%:** Michigan 55.0, San Diego State 26.1. **FT%:** San Diego State 66.7, Michigan 45.5. **Officials:** Kelly Pfeifer, Lewis Garrison, Deldre Carr. **Technical:** none.



GAME 9

San Diego State 66 Cal State Fullerton 56

Dec. 8, 2021 | San Diego, Calif.
Viejas Arena | Att.: 11,823

SAN DIEGO - Three Aztecs scored in double figures and the San Diego State men's basketball team hit a season-best eight three pointers in a 66-56 victory over the Cal State Fullerton Titans on Wednesday night in Viejas Arena.

"I know I've said this before and I'm going say it again. 'It's hard to win a college basketball game,'" Aztec head coach Brian Dutcher said. "I don't care where you're playing, who you're playing, it's hard to win a game. And to our credit, we found a way to win. Everybody deals with adversity. You know, not having Lamont (Butler); Tairou (Daibate) is out; AG (Ageuek Arop), he couldn't go. At pregame meal today, Josh (Tomaic) said he didn't think he could play because his hip was bothering him. He missed two days of practice and just went to walk-through today and he found a way to gut it out and give us valuable minutes when Keshad got in foul trouble. So, can we play better? 100 percent we can play better. But did we play good enough to win tonight? Yes, we did. And so, I'm happy with that."

Matt Bradley led the offensive charge with his second consecutive game with 22 points. He also chipped in with a share of the team lead with three assists and added two rebounds and a steal. Trey Pulliam finished with 15 points, career-bests with seven boards and four steals as well as three assists and a block. Adam Seiko with 11 points, his first double digit scoring effort of the year and chipped in with three rebounds, two steals and an assist.

Leading by a point, 52-51 with 3:57 to play, Bradley took over. He made the second and third of three straight buckets from the San Bernardino native, and he then assisted on a Seiko 3-pointer to give San Diego State (6-3) a six-point cushion which it pushed to double digits by the final horn.

The Aztecs limited the Cal State Fullerton (4-5) to 38.9 percent shooting in the game; the sixth time in eight games this season SDSU has held its opponent to less than 40 percent from the floor. San Diego State equaled a season-best with 15 assists and used those on 24 made baskets.

Both its 11 steals and 16 turnovers forced are the second most in a game this year by the Aztecs and led to 21 points for San Diego State.

The Titan offense was led by Tray Maddox Jr.'s 15 points and Vincent Lee topped the squad with seven rebounds.

Cal State Fullerton	FG	3FG	FT	R	F	TP	A	TO	S	B	MP
Lee *	3-4	0-0	1-2	7	2	7	1	1	0	0	35
Anosike *	4-9	0-1	1-2	6	4	9	3	4	1	0	34
Maddox Jr. T *	6-14	3-8	0-0	4	15	1	2	1	0	0	29
Milstead *	1-4	0-2	2-2	0	4	4	3	2	1	0	17
San Antonio *	1-3	1-2	0-0	2	0	3	1	1	1	0	20
Wrightsell Jr.	0-5	0-3	2-2	4	2	2	0	5	1	0	26
Maddox Jr., D	4-8	3-5	0-0	3	3	11	1	0	1	0	22
Doombia	0-1	0-1	0-0	0	0	0	0	1	1	0	6
Laku	1-1	0-0	0-0	0	0	2	0	0	0	0	5
Harris	1-5	0-0	1-2	2	0	3	0	0	1	0	6
TEAM				5				0			
Totals	21-54	7-22	7-10	29	19	56	10	16	8	0	200

San Diego State	FG	3FG	FT	R	F	TP	A	TO	S	B	MP
Johnson *	1-3	0-1	0-0	2	4	2	3	2	1	1	16
Mensah *	2-5	0-0	2-4	9	1	6	2	4	2	3	32
Seiko *	4-6	3-4	0-0	3	0	11	1	0	2	0	35
Bradley *	8-18	2-4	4-4	2	1	22	3	2	1	0	35
Pulliam *	5-10	1-3	4-4	7	2	15	3	5	4	1	37
Tomaic	2-5	1-3	0-2	4	1	5	1	1	1	0	29
Dimwiddie	0-1	0-1	0-0	1	2	0	0	1	0	0	5
Baker-Mazara	2-5	1-2	0-0	3	1	5	2	1	0	0	13
TEAM				2				0			
Totals	24-53	8-18	10-14	33	12	66	15	16	11	5	200

Halftime: San Diego State 32, Cal State Fullerton 22. **FG%:** San Diego State 45.3, Cal State Fullerton 38.9. **3FG%:** San Diego State 44.4, Cal State Fullerton 31.8. **FT%:** San Diego State 71.4, Cal State Fullerton 70.0 **Officials:** Mike Scyphers, Frank Harvey III, Casey McCallan. **Technical:** none.



GAME 10

San Diego State 63 Saint Mary's 53

Dec. 17, 2021 | Phoenix, Ariz.
Footprint Center | Att.: 1,500

PHOENIX — Senior guard Trey Pulliam was one of three Aztecs in double figures and for the eighth time in 10 games San Diego State's men's basketball team limited its opponent to under 40 percent shooting in a 63-53 victory over the Saint Mary's Gaels at the Footprint Center.

Pulliam led all scorers with 15 points on 6-of-11 shooting from the field, including going 1-of-1 from the bonus distance and was 2-of-2 from the line. In addition, he totaled a game-high six assists and had a steal. Matt Bradley recorded 14 points to go along with two assists, two rebounds and two steals and Adam Seiko equaled a career-best four 3-pointers on four attempts and finished with a season-high 12 points.

Leading 26-25 at the half, San Diego State (7-3) came out in the second half and built an 11-point advantage, 46-35 with 14:23 to play. It looked like SDSU would run away with the game, but Saint Mary's (10-3) had other ideas.

The Gaels went on a 13-3 run over the next seven minutes to slice the Aztecs' lead to a single point, 49-48 with 7:33 to go.

SDSU then sank five free throws followed by a Seiko three to push its advantage back to nine points. Saint Mary's then hit five unanswered points to cut its deficit to four, 57-53 with 2:49 left. From there Bradley hit a layup, and Pulliam added two free throws and another layup to secure the 63-53 victory.

Senior Forward Nathan Mensah dominated on the defensive end finishing with 13 rebounds, five points and three blocks. In two games against Saint Mary's, in the last two years, Mensah scored 23 points, grabbed 26 rebounds and blocked nine shots.

San Diego State returns to action on Wednesday, Dec. 22, when it hosts UC San Diego in Viejas Arena.



GAME 11

San Diego State 78 UC San Diego 57

Dec. 22, 2021 | San Diego, Calif.
Viejas Arena | Att.: 10,912

SAN DIEGO — Four Aztecs scored in double figures led by Nathan Mensah's career-high 19 points as the San Diego State men's basketball team cruised to a 78-57 victory over the UC San Diego Tritons 78-57 on Wednesday night at Viejas Arena.

"We shot the ball very well," Aztec head coach Brain Dutcher said. "I think it's the third or fourth game in a row where we really shot the three well. When we do that, we're a lot more dangerous. It opens everything up. Nathan Mensah was good around the basket today. He had the same looks against Saint Mary's and couldn't get them to fall. But to his credit, he kept his confidence up."

Mensah scored the game's first bucket, six of the team's first 10 points and finished the night 9-of-12 from the floor and 1-of-2 from the line. He added a game-high nine rebounds and blocked two shots. It was the 18th consecutive game the Aztecs, Ghana native has had at least one blocked shot and the eighth straight with multiple blocked shots.

In the first 20 minutes, San Diego State (8-3) hit 19-of-33 field goals for a season-best 57.6 percent for the half and finished the game shooting 54.1 percent (33-of-61), also a season high.

The Aztecs had 23 assists on 33 made baskets and hit a season-high nine 3-pointers. They outrebounded the Tritons 33-to-29, including 8-to-7 on the offensive glass and had a 7-to-2 advantage in second-chance points. SDSU forced 18 UCSD turnovers which they converted into 21 points.

SDSU used a 10-0 run in the first half to turn a seven-point game, 33-26 with 4:07 to go before halftime into a 17-point advantage with just under a 1:30 to go before intermission and took a 15 point, 45-30 lead into the break.

The Aztecs maintained its double-digit lead throughout the second half, with UC San Diego (6-5) get as close as 10 points with just under 12 minutes to play, but SDSU then went on a 14-0 run to blow the game open and cruised to the 21-point victory.

Joining Mensah in double figures were Keshad Johnson with 13 points on 6-of-8 from the field, including 1-of-2 from distance. He added seven rebounds, four assists and a career-best with three blocks. Matt Bradley also finished with 13 points, five rebounds, six assists and two steals. Adam Seiko wound up with 11 points, two assists, a steal.

UC San Diego	FG	3FG	FT	R	F	TP	A	TO	S	B	MP
Racak	* 4-15	0-1	2-2	6	2	10	2	4	0	0	27
Nwaokorie	* 4-6	1-3	0-0	4	5	9	0	4	1	0	21
Pope	* 2-5	1-1	5-5	4	0	10	0	1	0	1	31
Killingsworth	* 2-5	0-0	6-2	4	2	4	2	2	0	0	32
Roquevare	* 1-4	0-2	1-1	1	1	3	4	2	1	0	32
Kosakowski	6-9	6-9	0-1	1	0	18	0	3	0	0	26
Gray	0-1	0-0	0-0	0	0	0	2	0	0	0	13
Vulicik	1-6	1-4	0-0	0	1	3	2	0	0	0	16
Pearson Jr.	0-0	0-0	0-0	0	0	0	0	0	1	0	1
DeGraaf	0-0	0-0	0-0	0	0	0	1	0	0	0	1
TEAM			7			2					
Totals	20-51	9-22	8-9	29	11	57	13	18	3	1	200

San Diego State	FG	3FG	FT	R	F	TP	A	TO	S	B	MP
Johnson	* 6-8	1-2	0-2	7	0	13	4	1	0	3	27
Pulliam	* 9-12	0-0	1-2	9	1	19	0	0	0	2	26
Mensah	* 4-10	3-6	0-0	1	1	11	2	0	1	0	30
Bradley	* 5-12	3-6	0-0	5	1	13	6	3	2	0	31
Pulliam	* 1-6	1-2	1-1	2	2	4	7	2	1	0	33
Dinwiddie Jr.	2-3	1-2	0-0	1	1	5	1	1	0	0	16
Baker-Mazara	3-6	0-1	0-0	0	0	6	2	0	2	0	10
Tomaic	1-1	0-0	0-0	3	0	2	1	0	0	0	12
Arap	1-2	0-0	1-1	0	2	3	0	1	2	0	8
Diabate	1-1	0-0	0-0	1	0	2	0	0	0	1	5
Barnett	0-0	0-0	0-0	0	0	0	0	0	0	0	2
Alger	0-0	0-0	0-0	0	0	0	0	1	0	0	1
Broughton, Ty	0-0	0-0	0-0	1	0	0	0	0	0	0	1
TEAM			3			0					
Totals	33-61	9-19	3-7	33	8	78	23	9	8	6	200

Halftime: San Diego State 45, UC San Diego 30. **FG%:** San Diego State 54.1, UC San Diego 39.2. **3FG%:** San Diego State 47.4, UC San Diego 40.9. **FT%:** UC San Diego 88.9, San Diego State 42.9. **Officials:** Eric Curry, Scott Brown, Ryan Holmes. **Technical:** none.



GAME 12

San Diego State 62 UNLV 55

Jan. 1, 2022 | Las Vegas, Nev.
Thomas & Mack Center | Att.: 5,082

LAS VEGAS — Matt Bradley had 17 points and seven rebounds and Keshad Johnson recorded his first career double double, 10 points and 11 rebounds, to carry San Diego State to a 62-55 win over UNLV on Saturday in each program's Mountain West Conference opener. The victory was San Diego State's 15th-straight against Mountain West Conference opponents and its 12th win against UNLV in Thomas & Mack Center in its last 13 tries.

San Diego State (9-3, 1-0) earned its fourth consecutive victory. Chad Baker added 11 points. Nathan Mensah had 10 points, seven rebounds and four blocks to move in to third place on the program's career blocked shots list. He has 130 rejections in his Aztecs career.

The Aztecs held UNLV to 29.7 percent field goal shooting. That is the lowest for the Runnin' Rebels since they shot 29.0 percent against No. 14 North Carolina on Nov. 30, 2020 (neutral site game). The last time they were held to this percentage or lower at Thomas & Mack Center was Jan. 4, 2017, against Boise State.

Trailing by as many as seven points, 20-13, midway through the first half, SDSU used a 22-12 run in the final nine minutes to take a three-point, 35-32 advantage into the intermission.

The San Diego State defense limited UNLV to 23 points in the second half, a season low for the team, and built a 10-point lead with just over half a minute to play before earning the seven point victory.

SDSU dominated the paint, outscoring UNLV 30-16 and it outrebounded the Runnin' Rebels, 55-42. For the Aztecs, it enjoyed season highs in offensive rebounds (19), defensive rebounds (36), total rebounds (55) and rebound margin (+13).

Donovan Williams had 16 points and three blocks for the Runnin' Rebels (8-6, 0-1), whose four-game win streak ended. Bryce Hamilton added 15 points. Royce Hamm Jr. had 14 rebounds.

San Diego State won the game despite being with out two starting guards in Trey Pulliam and Lamont Butler. The pair are averaging 20.3 of the team's 64.5 points per game.

THE BIG NOTE

Brian Dutcher has been on the SDSU sidelines for 35 of SDSU's 39 victories in the series. Those 35 wins have come against 10 different UNLV head coaches (Bill Bayno, Max Good, Charlie Spoonhour, Jay Spoonhour, Lon Kruger, Dave Rice, Todd Simon, Marvin Menzies, T.J. Otzelberger and Kevin Kruger).

San Diego State	FG	3FG	FT	R	F	TP	A	TO	S	B	MP
Johnson	* 2-3	0-0	2-3	2	0	6	0	1	2	0	30
Mensah	* 2-10	0-0	1-2	13	3	5	0	2	2	3	30
Seiko	* 4-4	4-4	0-1	2	2	13	1	1	0	0	32
Bradley	* 5-14	0-3	4-4	2	1	14	2	3	2	0	36
Pulliam	* 6-11	1-1	2-2	1	3	15	6	4	1	0	37
Dinwiddie Jr.	1-4	0-0	0-0	2	1	2	0	0	0	0	8
Tomaic	1-1	1-1	0-0	0	3	3	0	1	1	0	8
Arap	1-5	0-0	1-2	5	1	3	1	2	2	0	11
Baker-Mazara	1-2	1-1	0-0	1	2	3	0	0	0	0	8
TEAM			7			0					
Totals	23-54	7-10	10-14	35	16	63	10	14	10	3	200

Saint Mary's	FG	3FG	FT	R	F	TP	A	TO	S	B	MP
Tass	* 4-7	0-0	4-4	4	3	12	2	4	0	3	29
Bowen	* 1-4	1-2	0-0	8	0	3	2	0	2	0	38
Johnson	* 2-6	0-0	0-2	7	4	4	0	1	0	0	23
Kuhse	* 6-14	1-3	0-0	3	3	13	2	2	0	0	31
Ducas	* 1-6	1-5	2-2	6	3	5	0	1	0	0	29
Fotu	0-4	0-3	2-4	1	1	2	0	4	0	0	12
Marcilionis	4-9	1-5	0-0	2	3	9	0	1	4	0	26
Mullins	1-2	1-2	2-2	0	0	5	0	0	1	0	11
Saxen	0-0	0-0	0-0	1	0	0	0	0	0	0	1
TEAM			1			1					
Totals	19-52	5-20	10-14	33	17	53	6	14	7	3	200

Halftime: San Diego State 26, Saint Mary's 35. **FG%:** San Diego State 42.6, Saint Mary's 36.5. **3FG%:** San Diego State 20.0, Saint Mary's 25.0. **FT%:** San Diego State 71.4, Saint Mary's 71.4. **Officials:** Keith Kimble, DJ Carstensen, Rob Riley. **Technical:** none.

San Diego State	FG	3FG	FT	R	F	TP	A	TO	S	B	MP
Johnson	* 4-8	0-2	2-3	11	3	10	0	1	0	1	30
Mensah	* 3-14	0-0	4-8	7	2	10	1	1	0	4	29
Seiko	* 1-2	0-1	2-2	7	2	4	3	2	0	0	38
Bradley	* 5-18	2-7	5-6	7	3	17	0	1	2	0	34
Dinwiddie Jr.	* 0-5	0-3	1-2	2	1	1	2	0	0	0	15
Baker-Mazara	5-6	1-1	0-0	5	2	11	0	3	1	2	18
Arap	4-8	0-1	1-3	8	3	9	0	1	4	0	22
Tomaic	0-0	0-0	0-0	0	2	0	0	0	0	0	8
Barnett	0-0	0-0	0-0	0	0	0	0	1	0	0	2
Diabate	0-4	0-0	0-0	4	0	0	0	0	0	0	5
TEAM			4			0					
Totals	22-65	3-15	15-24	55	18	62	6	10	7	7	200

UNLV	FG	3FG	FT	R	F	TP	A	TO	S	B	MP
Williams	* 5-13	1-1	5-9	4	2	16	1	1	0	3	26
Hamm Jr.	* 2-5	0-1	1-3	14	5	5	1	2	0	0	22
McCabe	* 1-8	1-5	0-0	1	3	3	5	3	0	0	36
Hamilton	* 6-19	3-11	0-0	3	2	15	3	3	0	0	37
Baker	* 2-6	1-5	2-2	1	1	7	2	1	1	0	26
Iruakor	* 0-1	0-0	0-0	4	4	0	0	0	1	2	13
Nuga	3-9	1-5	0-0	5	2	7	0	1	1	0	21
Muoka	0-2	0-0	0-0	4	2	0	0	0	0	2	10
Gilbert	0-1	0-0	2-2	1	0	2	0	1	1	0	9
TEAM			5			1					
Totals	19-64	7-28	10-16	42	21	55	12	12	4	7	200

Halftime: San Diego State 35, UNLV 32. **FG%:** San Diego State 33.8, UNLV 29.7. **3FG%:** UNLV 25.0, San Diego State 20.0. **FT%:** San Diego State 62.5, UNLV 62.5. **Officials:** Eric Curry, Gergory Nixon, Rob Kueneman. **Technical:** none.



GAME 13

San Diego State 79 No. 20 Colorado State 49

Jan. 8, 2022 | San Diego, Calif.
Viejas Arena | Att.: 10,323

SAN DIEGO - Matt Bradley scored 26 points and San Diego State handed No. 20 Colorado State its first loss of the season, 79-49 Saturday in a game that wasn't supposed to be played until March 1.

Chad Baker-Mazara added 14 points for SDSU, (10-3, 2-0 Mountain West), which outscored the Rams 43-17 in the second half for its largest victory margin ever against a ranked team. Colorado State had been one of three undefeated teams left in Division I coming into Saturday.

The Aztecs originally were scheduled to play Nevada on Saturday but that game was postponed due to COVID-19 issues with the Wolf Pack. The Rams (11-1, 1-1) were supposed to have played at Boise State on Friday night, but that game was postponed due to COVID-19 concerns with the Broncos. The Mountain West adjusted the schedule on Wednesday and sent the Rams to San Diego.

Isaiah Stevens had 19 and David Roddy 17 for Colorado State. Lamont Butler, who returned from a broken wrist, had 11 for SDSU while Aguek Arop had 10.

SDSU held the Rams to just 27.9% shooting from the field.

Bradley, a transfer from California, came on strong late in the first half and stayed hot in the second half in his highest-scoring game of the year. He hit consecutive 3-pointers to help SDSU push a four-point halftime lead to 40-34, and just a few minutes later made consecutive turnaround jumpers to push the lead to 49-36.

Bradley hit a 3-pointer to give SDSU a 19-12 lead with just more than nine minutes left. The Rams came back to tie it several times, the last at 30-30 on two free throws by Roddy with 2:03 left. Bradley then hit a jumper to put the Aztecs ahead and then had a layup right before the buzzer to give him 14 points at the break.

Baker-Mazara scored seven straight points late in the game, on consecutive dunks and then a 3-pointer. The first dunk was set up when Butler blocked a 3-pointer by John Tonje and the second one came after Baker-Mazara's steal.

BIG PICTURE

San Diego State: Butler returned after missing five games with a broken left wrist. But Adam Seiko and Joshua Tomaic, regulars in the rotation, were among several members of the SDSU program who missed the game due to the COVID-19 protocol.

Colorado State	FG	3FG	FT	R	F	TP	A	TO	S	B	MP
Thomas *	0-4	0-2	0-0	0	2	0	1	1	2	2	20
Roddy *	4-9	1-3	8-10	4	3	17	1	5	1	2	33
Thistlewood *	0-1	0-1	0-0	1	3	0	0	0	0	0	11
Moore *	1-3	0-2	0-0	3	2	2	0	1	1	0	22
Stevens *	5-11	2-5	7-7	3	2	19	0	2	1	0	36
Tonje	2-7	0-4	4-5	0	2	8	0	2	0	0	20
Moors	0-0	0-0	1-2	2	1	1	1	2	1	0	7
Jacobs	0-5	0-2	2-2	3	3	2	0	2	2	1	24
Lake	0-2	0-1	0-0	0	1	0	0	1	0	0	12
Rivera	0-0	0-0	0-0	0	0	0	0	2	0	1	0
Baylor	0-1	0-0	0-0	0	0	0	0	0	0	0	2
TEAM	5										
Totals	12-43	3-20	22-26	21	19	49	5	17	9	5	200

San Diego State	FG	3FG	FT	R	F	TP	A	TO	S	B	MP
Johnson *	3-4	0-0	4-6	3	2	10	1	2	1	1	27
Mensah *	0-2	0-0	0-0	3	4	0	0	1	2	1	23
Bradley *	10-17	4-6	2-2	7	2	26	0	3	2	0	32
Pulliam *	1-4	0-0	0-0	2	4	2	4	3	0	0	23
Butler *	4-12	1-3	2-2	6	3	11	3	2	4	1	28
Baker-Mazara	4-8	1-4	5-6	2	2	14	2	1	1	2	21
Diabate	0-0	0-0	0-0	2	4	0	0	0	0	1	8
Arop	4-8	0-1	2-4	8	2	10	3	2	1	2	26
Dimwiddie Jr.	2-3	2-3	0-0	0	1	6	1	0	0	0	10
Alger	0-0	0-0	0-0	1	0	0	0	0	0	0	2
Barnett	0-0	0-0	0-0	1	0	0	0	0	0	0	2
TEAM	3										
Totals	28-58	8-17	15-20	38	24	79	14	15	11	8	200

Halftime: San Diego State 36, Colorado State 32. **FG%:** San Diego State 48.3, Colorado State 27.9. **3FG%:** San Diego State 47.1, Colorado State 15.0. **FT%:** Colorado State 84.6, San Diego State 75.0. **Officials:** David Hall, Michael Irving, Eric Curry. **Technical:** none.



GAME 14

Boise State 42 San Diego State 37

Jan. 22, 2022 | San Diego, Calif.
Viejas Arena | Att.: 11,357

SAN DIEGO — Playing its first game since Jan. 8, San Diego State dropped a 42-37 decision to visiting Boise State in a defensive struggle Saturday night at Viejas Arena.

The Aztecs (10-4, 2-1 MW) utilized a 13-0 run, capped by Lamont Butler's three-pointer to grab a 37-35 lead with 2:48 to go. However, the Broncos (15-4, 6-0 MW) closed with seven straight points over the final 1:04 to escape with their 12th straight victory and remain undefeated in conference play.

SDSU was led by Nathan Mensah and Lamont Butler, who scored 10 points apiece, while Matt Bradley finished with seven points in the defeat. Mensah just missed out on a double-double, leading all players with nine rebounds while Butler grabbed seven boards.

Neither team shot the ball well, with the Aztecs connecting on 28.1 percent of their field goals (16-57), while Boise State mustered a 31.1 percent clip from the floor (14-45). Despite committing four more turnovers for the contest (16-12), the Broncos maintained a 39-33 rebounding advantage and sank 9 of 11 free throws to help snap a six-game slide against SDSU.

The Aztecs trailed 6-0 after missing their first eight shots of the first half while committing three turnovers. However, SDSU battled back, forging a trio of ties, including a 17-17 deadlock on a three-pointer by Adam Seiko at the 3:51 mark and took its first lead on a Trey Pulliam floater with two tick left on the clock for a 23-22 halftime lead.

SDSU misfired on its first nine shots of the second half, as Boise State fashioned a 13-1 run to surge in front, 35-24, by the 10:55 mark.

The Aztecs then flashed their resiliency, erupting for 13 straight points over an eight-minute stretch to forge a slim 37-35 advantage. Butler scored five points during the run, including the aforementioned triple that put the Scarlet and Black in front, while Mensah and Bradley added four points each.

Tyson Degenhart then drew a foul and drained both free throws to tie the game at 37-37 with 1:04 to go.

The Aztecs came up empty on their next trip down the court, setting the stage for Shavers' heroics. Degenhart then sank two foul shots to account for the final score.

With the loss, SDSU had its 16-game home court winning streak halted, as well as a 16-game victory streak against Mountain West Conference opponents, including the 2021 league tournament.

Boise State	FG	3FG	FT	R	F	TP	A	TO	S	B	MP
Degenhart *	3-6	0-0	8-8	4	4	14	0	5	1	1	29
Kigab *	2-5	0-3	1-3	4	0	5	1	2	0	0	28
Armus *	0-5	0-0	0-0	8	3	0	0	2	1	2	24
Shaver Jr. *	5-12	3-6	0-0	4	2	13	0	1	0	0	37
Alkot *	3-13	1-5	0-0	8	1	7	2	4	2	0	34
Rice	1-4	1-2	0-0	2	0	3	0	1	0	0	17
Smith	0-0	0-0	0-0	1	0	0	1	0	0	1	18
Milner	0-0	0-0	0-0	2	0	0	1	0	0	1	8
Prior	0-0	0-0	0-0	2	0	0	0	0	0	1	4
TEAM	4										
Totals	14-45	5-16	9-11	39	10	42	5	16	4	5	200

San Diego State	FG	3FG	FT	R	F	TP	A	TO	S	B	MP
Johnson *	0-6	0-1	0-0	5	1	0	0	2	0	0	16
Mensah *	5-11	0-0	0-1	9	2	10	0	1	0	1	33
Bradley *	3-13	1-6	0-0	6	2	7	2	3	0	0	35
Pulliam *	2-6	0-1	0-0	0	1	4	1	2	1	0	20
Butler *	4-12	2-5	0-0	2	2	10	3	3	2	1	35
Seiko	1-4	1-4	0-0	2	2	3	1	1	0	0	27
Arop	0-1	0-1	1-4	2	4	1	2	0	3	0	22
Diabate	1-1	0-0	0-0	1	0	2	0	0	0	1	5
Dimwiddie Jr.	0-1	0-0	0-0	2	0	0	0	0	0	0	3
Tomaic	0-2	0-1	0-0	1	1	0	0	0	1	0	6
TEAM	3										
Totals	16-57	4-19	1-5	33	15	37	9	12	7	3	200

Halftime: San Diego State 23, Boise State 22. **FG%:** Boise State 31.1, San Diego State 28.1. **3FG%:** Boise State 31.3, San Diego State 21.1. **FT%:** Boise State 81.8, San Diego State 20.0. **Officials:** Tony Padilla, Kevin Brill, Nate Harris. **Technical:** none.



GAME 15

San Diego State 80 UNLV 55

Jan. 24, 2022 | San Diego, Calif.
Viejas Arena | Att.: 10,528

SAN DIEGO — Bolstered by Matt Bradley's season-high 27 points, San Diego State earned an impressive 80-55 victory over UNLV on Monday at Viejas Arena.

The Aztecs connected on 52.9 percent of their field-goal attempts (31-of-59) and outscored the Runnin' Rebels 48-20 in the paint to improve their record to 11-4 on the season and 3-1 in Mountain West play.

In addition, SDSU maintained a comfortable 43-33 advantage in rebounds, including a 34-21 spread on the defensive glass, while recording a season-best 15 steals to secure the program's 300th win at Viejas Arena, which opened for the 1997-98 campaign.

Bradley tied his career high with 10 field goals, matching the highest shooting percentage (10-of-11, .909) by an Aztec (min. 11 FG att.) since Nov. 28, 2009, when Matt Thomas put up the same numbers in a 21-point effort vs. Northern Arizona.

Along with Bradley's heroics, SDSU got double-digits from Trey Pulliam, who scored 11 points, while Lamont Butler finished with nine. The SDSU cause was also aided by Keshad Johnson's team-high seven rebounds, while Nathan Mensah came through with three blocks.

The Aztecs, who never trailed in the contest, raced to a 15-5 lead on a Pulliam layup with nearly six minutes elapsed in the first half. UNLV (11-9, 3-4 MW) responded with six straight points over a 2:37 span to cut the deficit to four points but could draw no closer.

SDSU shifted into overdrive at that juncture with a 27-12 surge over the final 11:33 of the half to build a comfortable 42-33 advantage by intermission. Bradley fueled the blitz with 12 points, while Butler tallied all nine of his points in that stretch.

The Aztecs headed into the locker room with their biggest half-time lead of the season, while their 42 points were more than they scored in the entire game vs. Boise State (37) two nights early. In addition, the Scarlet and Black posted its highest first-half field-goal percentage of the year (.621) after draining 18 of 29 attempts.

UNLV was led by Bryce Hamilton's 23 points.

With the victory, SDSU raised its record to 12-1 in its last 13 games immediately following a loss and improved to 19-2 in its last 21 outings against UNLV.

UNLV	FG	3FG	FT	R	F	TP	A	TO	S	B	MP
Williams *	1-7	0-1	0-0	1	1	2	2	2	0	0	14
Hamm Jr. *	1-4	0-0	1-2	4	1	3	1	1	1	1	25
Nuga *	0-5	0-3	0-0	3	1	0	1	3	0	0	22
McCabe *	4-8	2-6	0-0	0	4	10	5	3	0	0	29
Hamilton *	8-17	4-9	3-5	6	2	23	0	1	2	0	32
Webster	2-7	1-4	2-2	2	1	7	0	0	0	0	18
Gilbert	1-7	0-2	3-6	5	4	5	1	2	2	0	21
Muoka	1-3	0-0	0-0	8	0	2	0	0	3	1	17
Iwuakor	1-2	0-0	1-3	0	3	3	1	2	1	1	19
Brown	0-0	0-0	0-0	2	0	0	0	0	0	0	2
TEAM	2										
Totals	19-60	7-25	10-18	33	17	55	11	15	9	3	200

San Diego State	FG	3FG	FT	R	F	TP	A	TO	S	B	MP
Johnson *	1-2	0-0	2-2	7	0	4	1	0	1	0	21
Mensah *	4-10	0-0	0-0	5	2	8	1	1	0	3	24
Bradley *	10-11	3-3	4-5	6	2	27	4	4	0	1	28
Pulliam *	4-8	1-3	2-4	2	3	11	2	3	0	0	25
Butler *	4-7	1-2	0-0	0	2	9	1	2	2	0	24
Seiko	2-4	0-2	0-0	2	1	4	1	2	0	0	21
Arop	0-0	0-0	2-2	3	0	2	1	1	0	0	10
Baker-Mazara	1-3	0-1	0-0	2	2	2	1	1	2	1	9
Diabate	1-1	0-0	0-0	5	4	2	0	0	0	1	11
Tomaic	2-4	1-2	2-2	3	0	7	1	1	0	0	9
Dimwiddie Jr.	0-4	0-3	0-0	1	1	0	0	0	0	0	8
Alger	1-2	0-1	0-0	0	0	2	0	0	0	0	1
Barnett	1-1	0-0	0-0	1	0	2	0	0	1	0	2
Broughton, Ty.	0-0	0-0	0-0	1	0	0	0	0	0	0	2
Broughton, Jr.	0-2	0-0	0-0	0	1	0	1	0	0	0	2
TEAM	5										
Totals	31-59	6-17	12-15	43	18	80	14	15	7	7	200

Halftime: San Diego State 42, UNLV 23. **FG%:** San Diego State 52.5, UNLV 31.7. **3FG%:** San Diego State 35.3, UNLV 28.0. **FT%:** San Diego State 80.0, UN



GAME 16

Utah State 75
San Jose State 57

Jan. 26, 2022 | Logan, Utah
Dee Glen Smith Spectrum | Att.: 7,312

LOGAN, Utah — Matt Bradley led all scorers with 19 points and Chad Baker-Mazara had his best offensive night as an Aztec, but the Utah State Aggies shot better than any team had against the San Diego State and pulled away in the second half for a 75-57 victory in a Mountain West game on Wednesday night.

“They put six days of work to good use,” Aztec coach Brian Dutcher said. “They moved at a pace they hadn’t moved at all year. They were sensational and we did what you can’t do on the road. We let them get out early on the break, build an early lead and to our credit, we fought our way back into it. It was a one-point game at halftime, and they have struggled in close games. We used two timeouts in the first half. We started the second half, and they get off running again. So, I burned a time out and you can’t start like that on the road. We chipped our way back and I think maybe we got as close as seven with maybe six minutes to go. We had a chance to get back in the game and then they went on another run, and it was over after that because they were running the clock, and they spread us out.”

In addition to Bradley’s 19 points, he added six rebounds and six assists to lead the team in all three categories.

Utah State shot 49.1 percent from the field (27-of-55), becoming just the fourth team in 16 games to crack the 40 percent mark against SDSU and just the second team this season to amass more than 66 points against the Aztecs, who rank second in the nation in scoring defense, allowing 56.4 points per game in its first 15 contest.

Both teams shot the ball well, SDSU finished the game at 48.9 percent (23-of-47), but Utah State 10 3-pointers to the Aztecs five and beat SDSU on second chance points 9-to-0.

Utah State was up 32-31, but the Aggies opened the second half with a 13-2 run in the first four minutes to build a 12-point advantage. SDSU cut the lead to seven points on three occasions, the last coming at 62-55 with 5:19 to play, but could not get any closer.

Utah State, led by 17 points from Steven Ashworth, closed the contest with its second 13-2 run of the half and won the game 75-57.

San Diego State	FG	3FG	FT	R	F	TP	A	TO	S	B	MP
Johnson	* 3-5	0-1	1-2	2	0	7	0	0	0	0	21
Mensah	* 2-3	0-0	0-0	4	4	4	0	1	2	2	19
Bradley	* 8-12	0-1	3-4	6	1	19	6	1	2	1	31
Pulliam	* 0-4	0-1	0-0	3	2	0	0	4	2	0	28
Butler	* 2-7	0-2	0-0	1	3	4	5	5	1	1	34
Seiko	2-5	2-5	0-0	1	1	6	0	1	0	1	26
Diabate	1-2	0-0	0-0	2	2	2	1	1	1	0	11
Arop	0-0	0-0	0-0	0	1	0	0	0	0	0	8
Baker-Mazara	5-9	3-5	2-4	0	2	15	2	1	2	1	16
Tomaic	0-0	0-0	0-0	0	1	0	0	2	0	0	6
TEAM				2							0
Totals	23-47	5-15	6-10	21	17	57	14	15	11	5	200

Utah State	FG	3FG	FT	R	F	TP	A	TO	S	B	MP
Horvath	* 5-11	1-4	1-1	5	1	12	1	5	0	0	30
Bean	* 4-11	1-3	4-4	13	1	13	5	1	2	0	37
Bainstow	* 4-7	0-0	2-2	2	3	10	2	1	2	0	25
Ashworth	* 5-10	5-10	2-2	2	1	17	5	2	2	0	37
Eyle-Rock	* 3-8	1-4	0-1	4	2	7	4	4	2	0	32
Hamada	0-1	0-1	0-0	0	0	0	1	0	0	0	5
Darius	3-4	0-0	2-4	4	2	8	0	0	1	1	17
Shulga	3-3	2-2	0-0	2	3	8	2	1	0	0	19
TEAM				3							1
Totals	27-55	10-24	11-14	35	14	75	20	15	9	1	200

Halftime: Utah State 32, San Diego State 31. **FG%:** Utah State 49.1, San Diego State 48.9. **3FG%:** Utah State 41.7, San Diego State 33.3. **FT%:** Utah State 78.6, San Diego State 60.0. **Officials:** Randy McCall, Chris Rastatter, Michael Irving. **Technical:** Odom (Utah State).



GAME 17

San Diego State 72
New Mexico 47

Jan. 31, 2022 | San Diego, Calif.
Viejas Arena | Att.: 10,951

SAN DIEGO — San Diego State got a dominating performance on its return to Viejas Arena Monday, cruising past New Mexico, 72-47, as the duo of Keshad Johnson and Matt Bradley scored 14 points apiece to help spark the victory.

With the win, the Aztecs (12-5, 4-2 Mountain West) won 15 of the last 19 meetings against the Lobos and became the first team in the last 42 seasons to defeat UNM by 20 or more points in three consecutive meetings. In addition, SDSU improves to 13-1 in its last 14 games immediately following a loss.

Johnson, who set a season-best for points on 6-of-10 shooting, also pulled down 10 rebounds for his second career double-double. Lamont Butler finished with nine points and matched his personal best with six boards while adding four assists.

In addition, Trey Pulliam led all players with six assists, while Nathan Mensah came up with a career-best five steals to go with a game-high four blocks.

Collectively, SDSU connected on 26-of-58 of its field-goal attempts (.448) while sinking 11-of-14 free throws (.786). The Aztecs also had a 19-8 advantage in assists and while outscoring UNM on the fastbreak by a 25-1 margin.

San Diego State led throughout, but the Lobos (8-14, 1-8 MW) remained within striking distance for much of the first half, narrowing the gap to 25-20 on a three-pointer by Jamal Mashburn, Jr. with just under eight minutes left.

The Aztec defense clamped down for the rest of the period as the visitors misfired on six straight shots and sank just two free throws during an 11-2 surge that gave the SDSU a 36-22 lead by intermission.

SDSU maintained the momentum in the early stages of the second half, using 13-4 run over the first 4:16 to build an insurmountable 49-26 advantage.

The Aztecs enjoyed their biggest lead of the night at 67-39 following a Chad Baker-Mazara dunk with 4:27 remaining.

New Mexico was led by KJ Jenkins’ game-high 16 points, while Mashburn, Jr. added 10 points in the defeat.

New Mexico	FG	3FG	FT	R	F	TP	A	TO	S	B	MP
Allen-Tovar	* 1-6	1-3	0-0	3	0	3	1	1	0	1	26
Forsling	* 1-3	0-0	0-0	6	2	2	1	3	0	0	21
Mashburn Jr.	* 3-11	1-5	3-4	2	2	10	3	4	1	0	28
House	* 1-4	1-3	0-0	2	3	3	0	5	1	0	19
Johnson	* 1-4	1-2	0-0	2	1	3	1	0	0	0	19
Jenkins	6-13	3-8	1-1	9	1	16	0	2	1	0	28
Singleton	0-3	0-0	0-0	2	4	0	0	1	2	0	20
Arroyo	0-0	0-0	0-0	1	2	0	0	1	2	0	8
Seck	0-2	0-0	0-0	2	1	0	1	1	0	0	13
Todd	2-4	0-0	4-5	1	0	8	0	0	1	0	10
Francis	1-2	0-1	0-0	1	0	2	1	0	0	0	7
TEAM				2				2			0
Totals	16-52	7-22	8-10	33	16	47	8	19	7	3	200

San Diego State	FG	3FG	FT	R	F	TP	A	TO	S	B	MP
Johnson	* 6-10	0-1	2-3	10	1	14	2	1	1	0	26
Mensah	* 1-4	0-0	3-4	3	2	5	1	3	5	4	20
Bradley	* 6-13	2-5	0-0	5	1	14	3	3	1	0	26
Pulliam	* 1-3	1-2	0-0	4	0	3	6	1	0	1	28
Butler	* 4-8	1-2	0-0	6	3	9	4	1	2	0	27
Seiko	2-5	2-4	1-1	0	0	7	1	1	0	0	16
Baker-Mazara	3-6	2-3	0-0	2	2	8	0	2	3	0	11
Diabate	1-3	0-0	3-4	3	4	5	0	0	0	1	15
Tomaic	1-3	1-2	2-2	0	2	5	1	0	0	2	14
Birwiddie Jr.	0-1	0-1	0-0	0	0	0	0	0	0	0	9
Alger	0-1	0-0	0-0	0	0	0	0	0	0	0	3
Barnett	1-1	0-0	0-0	0	0	2	1	0	0	0	3
Broughton, Ty	0-0	0-0	0-0	0	0	0	0	0	0	0	1
Broughton, Tr.	0-0	0-0	0-0	0	0	0	0	0	0	0	1
TEAM				1							0
Totals	2	9-20	11-14	36	15	72	19	12	12	8	200

Halftime: San Diego State 36, New Mexico 22. **FG%:** San Diego State 44.8, New Mexico 30.8. **3FG%:** San Diego State 45.0, New Mexico 31.8. **FT%:** New Mexico 80.0, San Diego State 78.6. **Officials:** Vern Harris, David Hall, Nate Harris. **Technical:** Singleton (New Mexico), Baker-Mazara (San Diego State).



GAME 18

Colorado State 58
San Diego State 57

Feb. 4, 2022 | Fort Collins, Colo.
Moby Arena | Att.: 8,083

FORT COLLINS, Colo. — Lamont Butler hit a go-ahead 3-pointer with 14 seconds to play to give the San Diego State men’s basketball team a 57-56 lead, but Colorado State answered five seconds later and defeated the Aztecs 58-57 on Friday night in Moby Arena.

The Aztecs (12-6, 4-3 MW) trailed by 20 points, 47-27 with 10:15 to play. But a 27-to-9 run over the next 10 minutes, led by 15 of Matt Bradley’s game-high 27 points, trimmed the Colorado State advantage to just a bucket, 56-54 with 1:05 to play.

Butler, who finished 2-of-4 from the bonus distance and had eight points, then drained a three from the wing to give SDSU its first lead of the game, 57-65, with 14 seconds to go. Colorado State (17-3, 7-3 MW) came right back down the floor and got a David Roddy jumper in the lane with nine ticks left on the clock to regain the lead for the Rams.

On the ensuing possession, Bradley then got the ball on the right wing, drove to the bucket and appeared to get fouled on his shot attempt, but there was no whistle and Colorado State escaped losing its third game in a row with the one-point victory.

“Lamont hit a big three to take the lead,” Aztec head coach Brian Dutcher said “Their last play, they fumbled the ball, and it went right to (David) Roddy. He had a little runner in the front (of the basket) and then I couldn’t see the play at the end. Matt (Bradley) thought he was fouled. I don’t know if he was or not. I’ll look at the tape. I tried to take a timeout but that’s probably what I would try to draw up anyway; a guard downhill to the basket through contact to try to win the game. We had Matt with the ball downhill in contact and we didn’t get the call. So that’s basketball.”

The Aztecs dominated the boards 43-to-31 and had won 29 straight games in which it outrebounded its opponent before tonight. Aguek Arop led San Diego State and equaled his career high with eight rebounds. Nathan Mensah had seven, Keshad Johnson six, Butler finished with five and Bradley, Trey Pulliam and Tahirou Diabate grabbed four each.

Offensively the Aztecs suffered their second toughest shooting night of the season hitting 19-of-63 shots (30.2 percent) including just 6-of-28 in the first half (21.4 percent).

San Diego State	FG	3FG	FT	R	F	TP	A	TO	S	B	MP
Johnson	* 1-6	0-3	3-5	6	1	5	1	3	3	0	20
Mensah	* 2-5	0-0	0-0	7	3	4	2	0	1	0	23
Bradley	* 7-18	4-7	9-10	4	3	27	0	2	1	1	34
Pulliam	* 2-7	0-2	0-0	4	1	4	3	4	1	0	36
Butler	* 3-9	2-4	0-0	5	2	8	1	1	1	0	26
Arop	2-4	0-0	0-0	8	4	4	0	2	0	1	24
Seiko	0-1	0-0	1-2	2	0	4	4	2	1	0	14
Diabate	2-6	0-0	0-0	4	3	4	0	1	0	0	9
Baker-Mazara	0-4	0-2	0-0	2	1	0	0	0	1	0	8
Tomaic	0-3	0-1	0-0	1	0	0	0	1	0	0	7
TEAM											1
Totals	19-63	6-19	13-17	43	18	57	8	17	9	2	200

Colorado State	FG	3FG	FT	R	F	TP	A	TO	S	B	MP
Thomas	* 0-1	0-1	0-0	1	2	0	2	1	1	0	12
Roddy	* 9-17	2-5	2-3	9	2	22	4	5	1	3	33
Tonje	* 4-8	3-4	5-6	2	1	16	0	1	0	0	30
Moore	* 1-3	0-2	0-0	2	1	2	3	2	0	0	26
Stevens	* 1-8	0-3	2-4	1	3	4	4	2	0	1	32
Moors	3-3	0-0	4-5	8	2	10	0	1	1	1	22
Lake	0-2	0-1	0-0	1	0	0	0	1	0	0	6
Rivera	0-1	0-0	0-0	2	2	0	0	1	0	0	9
Jacobs	1-3	0-1	0-0	3	2	2	0	1	2	0	17
Thistlewood	1-3	0-2	0-0	0	1	2	0	0	0	0	13
TEAM				2							0
Totals	20-49	5-19	13-18	31	16	58	13	15	5	2	200

Halftime: Colorado State 23, San Diego State 18. **FG%:** Colorado State 40.8, San Diego State 30.2. **3FG%:** San Diego State 31.6, Colorado State 26.3. **FT%:** New Mexico 80.0, San Diego State 72.2. **Officials:** Chris Rastatter, Eric Curry, Paul Szek. **Technical:** Tonje, Stevens (Colorado State), Arop, Pulliam (San Diego State).

GAME 19

San Diego State 65
Nevada 63



Feb. 6, 2022 | San Diego, Calif.
Viejas Arena | Att.: 10,330

SAN DIEGO — Behind Matt Bradley's game-high 26 points, San Diego State defeated Nevada, 65-63, on Sunday at Viejas Arena.

The Aztecs (13-6, 5-3 MW) overcame a pair of 13-point deficits in the first half to post their seventh consecutive victory over the Wolf Pack and raise their record to 14-1 in their last 15 games immediately following a loss.

Bradley tied his career-high with five 3-pointers and sank seven of 10 free throws. In addition, he pulled down a team-high seven rebounds and totaled three assists and three steals, becoming just the fourth Aztec player in the Brian Dutcher/Steve Fisher era to post a game with at least 26 points, seven rebounds, three assists and three steals.

SDSU got nine points and three assists from Trey Pulliam, while Joshua Tomaic scored eight and had a season-best five boards.

San Diego State found itself trailing 22-9 with 12:46 left in the first half. But, SDSU used a 19-2 run over the next 8:48 to take a 28-24 lead. Bradley exploded for 12 points during the outburst, highlighted by a pair of triples. Conversely, the Wolf Pack connected on just one of nine in that span and committed seven turnovers.

Nevada pulled to within 28-27 following a free throw and a layup by Alem Huseinovic as time expired in the half.

The second half was another closely contested affair, as the two sides combined for eight lead changes and four ties.

Desmond Cambridge Jr. hit a layup to give the visitors a 43-39 advantage by the 13:52 mark.

The Aztecs responded outscoring Nevada 19-7 over the next 7:07 to grab a 58-50 lead.

The Wolf Pack kept within striking distance with a 7-0 spurt. Clinging to a 58-57 lead, SDSU gave itself some more breathing room on a pair of Butler free throws and a dunk by Nathan Mensah with 2:59 to go which increased the host school's advantage to 62-57.

The Aztecs were held without a field goal for the remainder of the contest; however, two more Butler foul shots and one other by Bradley with nine seconds left were enough to keep the Wolf Pack at bay.

Nevada had one last chance to win the game, but Baker stepped out of bounds attempting a three-point shot from the right corner, which allowed the Scarlet and Black to escape with a 65-63 victory.

Nevada	FG	3FG	FT	R	F	TP	A	TO	S	B	MP
Coleman	* 2-9	1-2	2-2	8	4	7	4	2	1	0	33
Baker	* 6-8	2-3	0-0	8	0	14	2	3	0	0	31
Blackshear	* 4-12	2-4	0-0	3	4	10	6	3	0	1	33
Cambridge	* 6-16	5-10	1-2	4	3	18	1	2	1	2	40
Foster	* 2-3	0-0	2-2	1	5	6	1	1	0	1	20
Huseinovic	1-1	0-0	0-0	1	3	2	0	2	1	0	16
Hymes	1-1	0-0	1-2	3	3	3	0	1	0	0	11
Henry	1-1	0-0	1-1	3	0	3	0	0	0	0	9
Weaver	0-1	0-0	0-0	0	0	0	0	0	1	0	7
TEAM	4 2										
Totals	23-52	10-19	7-9	35	22	63	14	16	4	4	200

San Diego State	FG	3FG	FT	R	F	TP	A	TO	S	B	MP
Mensah	* 1-3	0-0	2-2	2	4	4	0	3	0	1	17
Bradley	* 7-15	5-9	7-10	7	3	26	3	3	3	0	33
Pulliam	* 4-9	1-4	0-0	1	3	9	3	1	0	0	36
Butler	* 2-5	0-2	3-3	0	3	7	2	1	1	0	24
Seiko	0-5	0-3	2-4	1	0	2	2	0	1	0	21
Baker-Mazara	0-2	0-2	0-0	2	1	0	0	0	0	0	10
Diabate	1-3	0-0	0-0	1	2	2	0	1	0	1	5
Tomaic	3-4	0-0	2-3	5	0	8	0	0	0	1	21
TEAM	4 0										
Totals	21-52	6-21	17-23	28	16	65	11	9	6	5	200

Halftime: San Diego State 28, Nevada 27. **FG%:** Nevada 44.2, San Diego State 40.4. **3FG%:** Nevada 52.6, San Diego State 28.6. **FT%:** Nevada 77.8, San Diego State 73.9. **Officials:** Tony Padilla, Mike Reed, Frank Harvey III. **Technical:** Blackshear (Nevada).



GAME 20

San Diego State 72
San Jose State 62

Feb. 9, 2022 | San Jose, Calif.
Provident Credit Union Event Center | Att.: 2,541

SAN JOSE, Calif. — Matt Bradley, scored a season-high 28 points and the San Diego State men's basketball team shot 45.6 percent from the field to secure a 72-62 road win in the Provident Credit Union Event Center on Wednesday night.

Bradley led all scorers on 9-of-17 shooting, including 4-of-6 from distance, was 6-of-7 from the line and grabbed seven rebounds. His 81 points in his last three games are the highest three-game total for an Aztec since Jamaal Franklin scored 84 points, Feb. 25-Mar. 3, 2012.

Bradley hit the first bucket of the contest, a jumper in the paint 12 seconds in and SDSU never looked back securing its fifth win overall and third in conference play without trailing in the contest.

By the second media timeout, at the 11:15 mark, San Diego State (14-6, 6-3 MW) built its first double digit lead, 14-3, and had limited the Spartans to 1-of-7 shooting and had forced seven turnovers.

It looked like it was going to be an easy night, but SJSU would not make it easy.

They went on a 9-3 mini spurt to cut the lead to five, 18-13 with 7:19 to go before the break. The Aztecs responded with a 7-0 run to push the lead back to double digits at 25-13 with Bradley picking up five of the seven points.

SDSU was up 11 with 3:05 to go before intermission, but the Spartans (7-16, 0-11 MW) scored seven of the last nine points in the half and trailed by six, 28-22 at the intermission.

SJSU got the lead down to four points three times early in the second half and at the first media timeout trailed, 38-34. Bradley then hit back-to-back threes, converting a four-point play on the second triple to push the advantage back to double digits at 45-34 with 12:50 to play.

San Diego State had as high as a 15-point lead with just over five minutes to play and from there cruised to the 10-point victory.

The Aztecs forced the Spartans into 17 turnovers, eight coming on steals, and used those to score 22 points and its bench outscored SJSU 19-to-1.

In addition to Bradley's season high in points, Joshua Tomaic equaled his career-high with eight rebounds and also had a season-best two assists. Lamont Butler tied his season high with four steals and Chad Baker-Mazara's two blocks were the most for him in a game this season.

San Diego State	FG	3FG	FT	R	F	TP	A	TO	S	B	MP
Johnson	* 4-6	0-1	0-2	6	1	8	0	2	2	1	33
Mensah	* 3-4	0-0	1-2	6	2	7	0	2	1	1	23
Bradley	* 9-17	4-6	6-7	7	1	28	1	1	1	0	38
Pulliam	* 1-8	0-1	4-4	1	4	6	3	1	0	0	26
Butler	* 2-9	0-3	0-0	0	0	4	3	2	4	0	35
Tomaic	3-4	0-0	2-2	8	4	8	2	1	0	1	17
Seiko	1-3	1-3	0-0	1	2	3	0	0	0	0	15
Baker-Mazara	3-6	0-1	2-2	2	3	8	0	0	0	2	13
TEAM	3 0										
Totals	26-57	5-15	15-19	34	17	72	9	9	8	5	200

San Jose State	FG	3FG	FT	R	F	TP	A	TO	S	B	MP
Anderson	* 3-7	1-4	3-5	4	3	10	2	1	1	0	37
Gorener	* 3-8	2-7	0-0	7	3	8	1	1	0	0	34
Amey Jr.	* 8-16	3-6	4-5	12	1	23	2	1	0	0	37
Moore	* 4-10	1-3	2-5	2	3	11	3	4	1	1	38
Cardenas	* 3-8	2-6	1-1	2	3	9	1	4	0	0	30
Simmons	0-0	0-0	0-0	0	0	0	0	2	0	0	2
O'Garra	0-0	0-0	0-0	1	0	0	0	0	0	0	12
Kuath	0-2	0-0	1-2	4	0	1	1	0	0	0	11
TEAM	1 4										
Totals	21-51	9-26	11-18	33	13	62	10	17	2	1	200

Halftime: San Diego State 28, San Jose State 22. **FG%:** San Diego State 45.6, San Jose State 41.2. **3FG%:** San Jose State 34.6, San Diego State 33.3. **FT%:** San Diego State 78.9, San Jose State 61.1. **Officials:** Gregory Nixon, Kevin Bill, Mike Scyphers. **Technical:** none.



GAME 21

San Diego State 76
Air Force 64

Feb. 12, 2022 | San Diego, Calif.
Viejas Arena | Att.: 10,784

SAN DIEGO — San Diego State utilized a 12-0 second-half blitz to en route to a 76-64 win over Air Force on Saturday at Viejas Arena.

SDSU (15-6, 7-3 MW) got balanced scoring as six players scored at least nine points, including Nathan Mensah's team highs of 14 points, six rebounds and three blocked shots. Matt Bradley added 13 points and a game-best five assists to go with five boards.

Keshad Johnson had 11 points and four rebounds, while Trey Pulliam, Tahirou Diabate and Chad Baker-Mazara chipped in nine points, helping the Aztecs claim its sixth consecutive victory over the Falcons (10-13, 3-9 MW) and 15th straight in San Diego dating back to Feb. 28, 2005.

The Aztecs posted their highest field-goal percentage in a game since Feb. 19, 2013, draining 25-of-40 shots for a .625 clip, while Air Force finished with a .490 pace.

In addition to their offensive efficiency, SDSU had a 29-to-18 advantage in rebounds, including a 23-to-14 on the offensive glass.

The first half saw the teams combine for seven ties and eight lead changes. Off a Johnson dunk, the Aztecs built a four-point bulge at 12-8 with just over six minutes elapsed but could not extend the advantage, as the teams traded proverbial punches for the remainder of the period.

With Air Force clinging to a 33-32 lead at the 2:00 mark, SDSU scored the final five points of the half on Baker-Mazara's triple from the right wing followed by Pulliam's buzzer-beating jumper, which gave SDSU a 37-33 lead at intermission.

After the Falcons shot 63.2 percent from the field in the first half, the Aztec defense clamped down and limited the visitors to a 40 percent pace in the second period.

Air Force remained close to open the second half before SDSU scored 12 straight points over a span of 5:44 to seize control at 51-36. Mensah keyed the run with six points during that stretch, while the Falcons committed four turnovers and missed four shots.

The Aztecs eventually expanded their lead to 56-40 by the 10:43 mark. Air Force utilized a 6-1 spurt to trim the margin to 57-46 with just under nine minutes to go. However, Baker-Mazara converted a four-point play on the ensuing possession, which cast a pall on the Falcons' comeback hopes.

SDSU enjoyed its largest lead of the night at 68-50 after two additional free throws by Baker-Mazara with 4:31 to go.

Air Force managed to whittle the deficit to single digits at 68-59, but would get no closer in the 12-point Aztecs win.

Air Force	FG	3FG	FT	R	F	TP	A	TO	S	B	MP
Jackson	* 4-6	0-1	5-6	2	3	13	3	1	0	1	33
Heidbreder	* 5-9	0-2	0-0	5	4	10	2	3	0	0	33
Taylor	* 2-7	2-5	0-0	2	4	6	3	3	4	1	39
Walker	* 10-16	2-5	5-6	3	2	27	0	2	0	0	40
Vander Zwaag	* 1-2	0-1	2-2	0	1	4	0	1	0	0	22
Murphy	0-4	0-3	0-1	0	1	0	0	0	1	0	7
Moerman	0-0	0-0	0-0	1	4	0	0	0	1	0	7
Mills	2-5	0-1	0-0	3	2	4	3	1	0	0	19
TEAM	2 0										
Totals	24-49	4-18	12-15	18	21	64	11	11	6	2	200

San Diego State	FG	3FG	FT	R	F	TP	A	TO	S	B	MP
Johnson	* 4-4	0-0	3-4	4	2	11	3	2	0	0	30
Mensah	* 6-7	0-0	2-2	6	2	14	2	0	1	3	28
Bradley	* 4-8	2-4	3-4	5	2	13	5	4	1	0	28
Pulliam	* 2-4	0-0	5-7	4	2	9	4	2	1	0	30
Butler	* 1-5	0-2	2-3	0	4	4	3	2	1	0	26
Seiko	1-1	1-1	0-0	0	1	3	0	1	1	0	17
Baker-Mazara	2-5	2-3	3-3	0	1	9	0	1	0	0	15
Tomaic	2-3	0-0	0-0	2	1	4	0	2	0	0	9
Arap	0-0	0-0	0-0	1	1	0	0	1	0	1	8
Diabate	3-3	0-0	3-4	5	2	9	0	1	0	1	9
TEAM	2 0										
Totals	25-40	5-10	21-27	29	18	76	17	16	5	5	200

Halftime: San Diego State 37, Air Force 33. **FG%:** San Diego State 62.5, Air Force 49.0. **3FG%:** San Diego State 50.0, Air Force 22.2. **FT%:** Air Force 80.0, San Diego State 77.8. **Officials:** Randy McCall, Larry Spaulding, Ruben Ramos. **Technical:** none.



GAME 22

San Diego State 75 Utah State 56

Feb. 15, 2022 | San Diego, Calif.
Viejas Arena | Att.: 10,516

SAN DIEGO — Powered by Matt Bradley's game-high 22 points, San Diego State won its fourth game in a row Tuesday with a 75-56 victory over Utah State at Viejas Arena.

With the win, the Aztecs (16-6, 8-3 MW) nearly flipped the score from a road loss to the Aggies last month, avenging a 75-57 defeat on Jan. 26, to pull within 1 1/2 games of first place in the Mountain West standings. In addition, SDSU extended its winning streak against Utah State (15-12, 6-8 MW) in San Diego to eight games.

Bradley recorded his ninth 20-point game of the season and 19th of his career.

In addition, the Aztecs received another consistent performance from Keshad Johnson, who tied his season high with 14 points, while Adam Seiko finished with 11 points, highlighted by a 3-for-4 effort from 3-point territory.

Nathan Mensah totaled eight points and a game-high eight rebounds, while Aguek Arop led the SDSU bench with eight points and five boards.

The Scarlet and Black drained 51.7 percent of its attempts from the field, including a 7-for-14 clip from distance.

The Aggies, who drained 10 triples in the Jan. 26 victory in Logan, made just 5-of-18 shots from beyond the arc on Tuesday. After shooting 47.8 percent in the first half, the SDSU defense limited Utah State to a 34.5 percent in the second period and 40.4 percent for the game.

The Aztecs, who committed two turnovers and missed four of six shots in the first five minutes, overcame an early 10-4 deficit with a 10-2 run in just 1:40, vaulting in front, 14-12, following a Mensah layup at the 13:30 mark.

Later in the period, SDSU found itself down 26-23 after a 3-pointer by the Aggies' Justin Bean with 8:18 left. The Aztecs responded with a 17-3 run to grab a 40-29 lead. Bradley sparked the run with 13 points, punctuated by a triple with 1:35 remaining.

Utah State trimmed the margin to 42-34 by intermission and remained in contention during the early stages of the second half. The Aggies twice narrowed the gap to six, including a 48-42 spread at the 14:39 mark.

SDSU withstood the challenge, going on a 9-0 blitz over the ensuing 3:44 to seize control, 57-42.

The Aztecs quashed any comeback hopes with a stifling defense, to earn the 75-56 victory.

Utah State	FG	3FG	FT	R	F	TP	A	TO	S	B	MP
Horvath	* 3-10	1-5	3-4	4	1	10	1	3	0	1	33
Bean	* 7-14	1-3	3-4	8	1	18	4	2	2	1	37
Baird	* 4-7	0-0	1-2	2	2	9	0	2	0	0	33
Ashworth	* 2-8	1-4	0-0	4	0	5	4	0	0	0	31
Eytle-Rock	* 2-7	1-4	0-0	1	2	5	0	4	0	0	21
Shulga	0-1	0-1	2-2	1	1	2	0	2	0	0	13
Jones	2-4	1-1	0-0	4	0	5	5	0	0	0	22
Dorius	0-0	0-0	0-0	0	2	0	0	1	0	0	1
Zapala	1-1	0-0	0-0	1	1	2	0	0	0	1	9
TEAM				3				1			
Totals	21-52	5-18	9-12	28	11	56	14	15	2	3	200

San Diego State	FG	3FG	FT	R	F	TP	A	TO	S	B	MP
Johnson	* 5-6	0-0	4-4	4	2	14	0	0	0	0	19
Mensah	* 4-7	0-0	0-2	8	1	8	0	1	1	0	34
Bradley	* 8-16	4-6	2-2	3	1	22	5	1	1	0	35
Pulliam	* 1-6	0-0	0-0	2	3	2	3	2	1	0	29
Butler	* 1-6	0-2	0-1	1	1	2	4	1	2	0	20
Seiko	4-5	3-4	0-0	2	1	11	2	1	0	0	22
Arop	3-3	0-0	2-2	5	2	8	1	0	0	0	16
Baker-Mazara	3-6	0-2	0-0	2	1	6	2	0	1	0	14
Diabate	0-2	0-0	0-0	1	1	0	0	0	1	0	6
Tomaic	1-1	0-0	0-0	1	1	2	2	1	1	1	5
TEAM				2				1			
Totals	30-58	7-14	8-11	31	14	75	19	8	8	1	200

Halftime: San Diego State 42, Utah State 34. FG%: San Diego State 51.7, Utah State 40.4. 3FG%: San Diego State 50.0, Utah State 27.8. FT%: Utah State 75.0, San Diego State 72.7. Officials: Tony Padilla, Mike Reed, Deron White. Technicals: Odom (Utah State).



GAME 23

San Diego State 61 Fresno State 44

Feb. 19, 2022 | Fresno, Calif.
Save Mart Center | Att.: 7,261

FRESNO, Calif. — Chad Baker-Mazara scored a season-high 20 points, the San Diego State Aztecs held the Fresno State Bulldogs to its fourth lowest shooting performance of the season and SDSU cruised to a 61-44 victory on Saturday night in the Save Mart Center.

Baker-Mazara was 6-of-7 from the field, including 4-of-5 from the bonus distance and 4-of-4 from the line. Keshad Johnson also reached double figures finishing with 13 points on 6-of-10 shooting, including his second 3-pointer of the campaign.

"To be honest," Baker-Mazara said, "the way Fresno (State) was playing defense they were really tilting toward Matt Bradley. That left guys wide open. Matt made the right play every time and got us wide open shots and we were ready to knock them down."

Bradley, the team's top scorer, at 17.6 points per game, was limited to two against Fresno State on 1-of-8 shooting from the field and 0-of-2 from distance. He did contribute a team-high seven rebounds, had four assists and three steals.

"This is not a one man team," Baker-Mazara added. "Everybody can come any day and drop 20 and have the best performance because we are all training for that."

San Diego State (17-6, 9-3 Mountain West) missed eight of its first 11 shots and found itself down 13-6 at the 10:32 mark. The Aztecs then hit eight of its next 10 shots. They put together an 11-point run which was sparked by a Baker-Mazara jumper. He totaled five points in the run and his first of three triples in the half.

By the 2:54 mark, SDSU completed a 22-4 run and led 28-17 and by the time the half had expired, the Aztecs led 30-20.

Fresno State (16-10, 6-7 Mountain West) cut the lead to single digits twice early in the second half, the last at 33-25 with 16:35 to play.

From there San Diego State built an 18-point advantage, 43-25, with 13:45 to play and cruised to the 17-point victory.

Trey Pulliam equaled his career-best with eight assists and added nine points and a steal and off the bench Joshua Tomaic was 3-of-3, including knocking down a 3-pointer on his way to seven points.

The Aztecs held Fresno State to just 34.1 percent shooting (14-of-41), marking the seventh time this season, SDSU's opponent failed to reach at 35.0 percent and the 15th time its opponent failed to shoot at least 40.0 percent.

San Diego State	FG	3FG	FT	R	F	TP	A	TO	S	B	MP
Johnson	* 6-10	1-4	0-0	5	0	13	1	1	0	1	31
Mensah	* 2-4	0-1	0-0	3	4	4	0	1	2	3	20
Bradley	* 1-8	0-2	0-0	7	1	2	4	1	3	0	33
Pulliam	* 3-8	1-2	2-2	1	2	9	8	2	1	0	34
Butler	* 1-4	1-2	0-0	2	3	3	0	1	0	0	20
Diabate	0-1	0-0	0-0	0	2	0	0	0	0	0	8
Seiko	1-3	1-3	0-0	0	0	3	0	0	0	0	14
Arop	0-0	0-0	0-0	0	0	0	0	0	0	0	7
Baker-Mazara	6-7	4-5	4-4	3	2	20	1	1	1	0	21
Tomaic	3-3	1-1	0-0	2	2	7	0	2	0	0	12
TEAM				3				2			
Totals	23-48	9-20	6-7	26	16	61	14	11	7	4	200

Fresno State	FG	3FG	FT	R	F	TP	A	TO	S	B	MP
Robinson	* 3-10	0-2	3-7	8	1	9	1	4	0	1	38
Hill	* 4-9	4-8	3-4	3	2	15	2	3	0	0	37
Cambell	* 2-8	0-3	0-0	1	2	4	0	3	0	1	23
Colmerio	* 1-3	0-0	0-0	3	1	2	1	1	2	0	15
Holland	* 2-4	2-4	1-2	5	1	7	0	0	1	0	33
Ballard	0-2	0-1	0-0	1	2	0	1	0	0	0	15
Vaihala	2-2	0-0	0-0	2	1	4	0	1	0	0	17
Stroud	0-2	0-2	3-4	1	1	3	2	1	1	0	17
Neah	0-0	0-0	0-0	0	0	0	0	0	0	0	2
Harding	0-1	0-0	0-0	0	1	0	0	0	0	0	3
TEAM				5				1			
Totals	14-41	6-20	10-17	29	12	44	7	14	4	2	200

Halftime: San Diego State 30, Fresno State 20. FG%: San Diego State 47.9, Fresno State 34.1. 3FG%: San Diego State 45.0, Fresno State 30.0. FT%: San Diego State 85.7, Fresno State 58.8. Officials: Chris Rastatter, Kevin Brill, Jim Schipper. Technicals: none.



GAME 24

Boise State 58 San Diego State 57

Feb. 22, 2022 | Boise, Idaho
ExtraMile Arena | 9,193

BOISE, Idaho - The San Diego State men's basketball team had a one-point lead with 24 second to play but couldn't convert a pair of free throws with seven seconds left, which would have given it a three-point lead and lost 58-57 to the Boise State Broncos on Tuesday night in ExtraMile Arena.

Nine of the 10 Aztecs who played appeared in the scoring column led by Nathan Mensah's first double double of the season, 13 points and 11 rebounds, and Matt Bradley added 12 points, six boards and a team-leading five assists.

SDSU jumped on the Broncos early and had an 8-2 lead at the first timeout, sinking four of its first seven shots, but for the remainder of the half hit just six of 18 finishing the first period shooting 40.0 percent. The Broncos matched SDSU's shooting percentage, 40.7 percent, but also knocked down four 3-pointers and made four free throws. San Diego State was 0-4 from distance and did not attempt a free throw in the first half and trailed by as many as 12 points before heading to the break, down 30-20.

In the second half, the Aztecs slowly chipped away at the Bronco advantage. Boise State had its last double-digit lead, 36-25, with 17:18 to play. From there it was like a pair of heavyweight boxers trading punches and from the 12:35 mark on, neither team had more than a five-point lead.

San Diego State, which had not led since the 10:41 mark of the first half, drew even twice in the second half, at 44-44 with 7:21 to play and again at 47-47 with 5:23 to go.

SDSU retook the lead, 55-53, on a Chad Baker-Mazara three from the corner with 1:04 to play. The Broncos retook the lead, 56-55 off a triple from Emmanuel Akot with just 35 seconds to go.

Aztec coach Brian Dutcher called timeout and on the ensuing play, Bradley drove into the lane from the right elbow. As the defense collapsed on him he lobbed the ball up and Mensah slammed it home to give SDSU a 56-57 lead with 24 seconds left.

After a Broncos' timeout, Marcus Shaver Jr. missed a stepback jumper with 11 ticks on the clock. Bradley grabbed the rebound, was fouled and went to the line with seven seconds left.

He could not convert on either of his attempts and with no timeouts the Broncos had to go the length of the court. But Mensah's feet got tangled up with a Bronco and he was whistled for his fifth foul with just 1.7 seconds to go and SDSU still leading 57-56. Boise State's Abu Kigab made both of his free throws to give the lead back to the Broncos. A last second half-court shot by Bradley came up short as did the Aztecs 58-57.

San Diego State	FG	3FG	FT	R	F	TP	A	TO	S	B	MP
Johnson	* 2-3	1-1	0-0	3	2	5	0	1	0	0	25
Mensah	* 6-10	0-0	1-2	11	5	13	0	0	1	3	27
Bradley	* 4-13	2-4	2-5	6	3	12	5	3	1	0	30
Pulliam	* 1-4	0-0	2-2	1	3	4	1	0	0	0	22
Butler	* 2-4	1-2	0-0	3	5	0	1	0	0	0	26
Seiko	1-2	0-1	0-0	1	2	2	0	3	0	0	19
Baker-Mazara	2-5	1-2	2-2	1	2	7	0	0	0	0	19
Diabate	0-0	0-0	0-0	1	1	0	0	0	0	0	4
Arop	1-4	0-0	0-0	4	0	2	0	0	2	0	15
Tomaic	3-3	1-1	0-0	2	3	7	0	3	0	0	13
TEAM				1				1			
Totals	22-48	6-11	7-11	31	24	57	6	12	4	3	200

Boise State	FG	3FG	FT	R	F	TP	A	TO	S	B	MP
Degenhart	* 2-8	1-3	1-1	7	1	6	0	1	0	0	33
Kigab	* 5-8	2-3	9-11	3	2	21	1	1	1	0	33
Armus	* 1-3	0-0	0-2	7	4	2	0	3	0	1	25
Shaver Jr.	* 4-14	1-4	3-4	7	2	12	2	0	3	0	38
Rice	* 0-4	0-3	0-0	3	1	1	0	0	0	0	27
Akot	1-7	1-1	1-3	1	4	4	1	2	0	0	23
Smith, N.	4-6	2-2	3-5	2	0	13	0	4	2	1	1
TEAM				2				4			
Totals	17-50	7-16	17-26	32	14	58	5	11	8	3	200

Halftime: Boise State 30, San Diego State 20. FG%: San Diego State 45.8, Boise State 34.0. 3FG%: San Diego State 54.5, Boise State 43.8. FT%: Boise State 65.4, San Diego State 63.6. Officials: Verne Harris, Eric Curry, Gregory Nixon. Technicals: none.



GAME 25

San Diego State 77

San Jose State 52

Feb. 25, 2022 | San Diego, Calif.
Viejas Arena | Att.: 12,071

SAN DIEGO — Four Aztecs scored in double figures and as a team, San Diego State shot over 50 percent en route to a 77-52 win over the San Jose State Spartans on Friday night at Steve Fisher Court at Viejas Arena.

Chad Baker-Mazara led the charge with 16 points, on 6-of-12 shooting from the field, including 2-of-5 from distance. He added four rebounds, three steals and an assist. Matt Bradley was 7-of-13 from the floor, totaled 15 points and dished out a game-high 3 assists to equal Keshad Johnson in that category. Johnson finished with 14 points, made 4-of-5 shots, was a perfect 6-of-6 from the line and added five boards. Trey Pulliam reached double figures for the first time in 10 games, finishing with 13 points. It's his highest total in the last 14 games.

Nathan Mensah recorded double-digit rebounds for the fifth time this season and second straight game and added eight points and a block. It's the third time in his career he has back-to-back games with at least 10 rebounds. He finished with 13 boards. He has recorded at least one block in 40 of his 51 career Mountain West games.

The Aztecs took control with 14:10 to play in the first. Leading 13-11, San Diego State (18-7, 10-4 Mountain West) went on an 11-4 run sparked by seven points from Baker-Mazara and capped by a 3-pointer from the sophomore.

San Jose State (8-20, 1-15 Mountain West) hung around, getting as close as seven points twice, before Lamont Butler and Bradley hit back-to-back buckets to send the Aztecs to the intermission up by 11 points, 36-25.

A 10-4 run to open the second half, led by four points from Pulliam, made it 46-29 with 17:22 to play. The Spartans got as close as 13 points before the first media timeout, but from there it was all Aztecs. SDSU led by as many as 26, 75-49, with just over two minutes to go and won by 25, 77-52.

The Aztecs shot over 50 percent for the fifth time this year, and fourth time in Mountain West play, hitting on 30-of-59 attempts.

San Diego State used a suffocating defense and offensive rebounding to keep the Spartans in check. SDSU forced 11 turnovers in the first half, 19 for the game, which it used to score 18 points. It had a 12-to-6 advantage on the offensive glass which resulted in a 13-to-2 difference in second chance points.

San Jose State	FG	3FG	FT	R	F	TP	A	TO	S	B	MP
Anderson *	3-6	0-0	1-2	2	3	7	1	2	0	0	29
Gorener *	1-5	0-4	4-5	2	1	6	1	1	0	0	35
Diallo *	3-6	0-0	0-0	6	2	6	0	2	0	2	26
Moore *	7-11	1-3	5-5	2	1	20	2	5	2	1	37
Cardenas *	4-13	1-8	0-0	3	5	9	1	3	3	0	33
Robinson	1-3	0-2	2-2	5	3	4	3	2	0	0	25
Simmons	0-2	0-1	0-0	1	1	0	1	1	0	0	9
O'Garro	0-2	0-1	0-0	2	0	0	0	2	0	0	4
Dhalwal	0-0	0-0	0-0	0	0	0	0	0	0	0	2
TEAM				2				1			
Totals	19-48	2-19	12-14	25	16	52	9	19	5	3	200

San Diego State	FG	3FG	FT	R	F	TP	A	TO	S	B	MP
Johnson *	4-5	0-0	6-6	5	1	14	3	2	0	1	23
Mensah *	4-6	0-0	0-2	13	1	8	1	0	0	1	25
Bradley *	7-13	1-2	0-0	2	15	3	0	1	0	0	29
Pulliam *	4-7	1-1	4-4	1	2	13	0	2	2	0	26
Butler *	2-6	0-3	0-0	2	2	4	2	2	4	0	23
Seiko	1-4	1-3	0-0	2	1	3	1	2	1	0	19
Baker-Mazara	6-12	2-5	2-2	4	3	16	1	1	3	0	22
Tomaic	1-2	0-0	0-0	1	2	2	0	1	1	0	14
Arop	0-1	0-0	0-1	2	0	0	2	0	0	0	10
Alger	1-2	0-0	0-0	1	0	2	0	0	0	0	2
Barnett	0-0	0-0	0-0	0	0	0	0	0	0	0	2
Broughton, Ty.	0-0	0-0	0-0	1	0	0	1	0	1	0	2
Broughton, Tr.	0-1	0-1	0-0	1	0	0	0	0	0	0	2
TEAM				3				0			
Totals	30-59	5-15	12-15	36	14	77	14	10	13	2	200

Halftime: San Diego State 36, San Jose State 25. **FG%:** San Diego State 50.8, San Jose State 39.6. **3FG%:** San Diego State 33.3, San Jose State 10.5. **FT%:** San Jose State 85.7, San Diego State 80.0. **Officials:** Tony Padilla, John Higgins, Larry Spaulding. **Technical:** none.



GAME 26

San Diego State 73

Wyoming 66

Feb. 28, 2022 | Laramie, Wyo.
Arena-Auditorium | Att.: 5,438

LARAMIE, Wyo. - Matt Bradley matched his career-best with five 3-pointers and totaled 30 points, a career-best, to lead the San Diego State men's basketball team to a 73-66 victory at the Arena-Auditorium on Monday night.

With the victory, the Aztecs are in a three-way tie in the loss column for second place in Mountain West Conference play, but now hold the tiebreaker over the Cowboys and split its series with Colorado State, the two teams with which it is tied. In addition, SDSU is the only team to defeat the Cowboys on their home court in its last 14 games this year (13-1), and snaps Wyoming's 14 home game win streak which was tied for 13th best nationally. The Cowboys had not lost a home game since March 6, 2021.

The Aztecs (19-7, 11-4 Mountain West) have won at least 19 games for the 17th straight season. SDSU is tied for the third longest active Division I streak for consecutive seasons with at least 19 victories, trailing only Kansas (35 seasons) and Gonzaga (25 seasons) and tied with Belmont and Brigham Young with 17. All five schools on the list have reached at least 19 wins this season.

Both teams came out firing, shooting a combined 28-of-56 (50.0 percent) in the first 20 minutes. Eighteen of the 28 field goals came from beyond the arc with the Aztecs hitting 10 of the 18. SDSU equaled the team's season-high for threes in a game, nine, in first 16:16 and finished the period with 10. Ultimately, San Diego State had 12 threes for the game.

Bradley started off red hot connecting on his first five shots, including his first four from distance, and was in double figures with 7:08 to play in the half.

At the break, San Diego State was shooting 53.6 percent from the field (15-of-28) and held a 16-to-12 advantage on the boards. Wyoming (23-6, 12-4 Mountain West) was nearly as accurate from the floor, connecting 13-of-28 shots (46.7 percent) and 8-of-17 three-pointers (47.1 percent). Despite the Cowboys hot shooting and a raucous crowd to cheer them on, SDSU led by as many as 10 points before taking a 44-37 lead into the intermission.

In the second half, the team's shooting cooled off, but the Aztecs never relinquished the lead. San Diego State took its largest advantage of the game, 11 points at 50-39, with 17:45 to play and still held a nine-point lead, 58-49, with 9:14 remaining.

Wyoming trimmed its deficit to a single point with 1:20 to go, but Pulliam took over. He scored four of the team's final six points to secure the 73-66 victory.

San Diego State	FG	3FG	FT	R	F	TP	A	TO	S	B	MP
Johnson *	2-4	2-2	0-0	3	2	6	0	1	0	1	18
Mensah *	0-2	0-0	6-6	9	3	6	0	0	0	2	27
Bradley *	10-20	5-9	5-7	5	2	30	4	4	0	0	33
Pulliam *	6-11	2-5	0-0	5	2	14	3	1	1	0	28
Butler *	2-6	0-1	2-2	5	3	6	1	1	2	0	23
Seiko	3-6	3-4	0-0	2	1	9	1	0	0	0	27
Diabate	1-2	0-1	0-2	1	1	2	0	0	0	1	9
Arop	0-3	0-0	0-0	4	1	0	0	14	1	2	20
Baker-Mazara	0-4	0-0	0-0	3	0	0	1	2	0	0	9
Tomaic	0-0	0-0	0-0	0	3	0	0	0	1	0	5
TEAM				3				1			
Totals	24-58	12-22	13-17	40	18	73	10	10	6	5	200

Wyoming	FG	3FG	FT	R	F	TP	A	TO	S	B	MP
Oden *	5-10	3-8	4-4	1	0	17	0	0	1	1	24
Ike *	4-12	0-0	2-2	10	3	10	0	0	2	1	39
Jeffries *	4-8	4-8	2-2	2	1	14	0	0	0	2	40
Maldonado *	6-17	0-2	1-4	11	4	13	11	3	1	0	40
DoSell *	0-3	0-3	0-0	1	2	0	1	0	0	0	21
Wenzel	2-3	2-3	0-0	6	0	6	1	1	0	0	16
Reynolds	2-5	1-3	1-3	1	2	6	1	2	2	0	19
Thompson	0-0	0-0	0-0	0	0	0	0	0	0	0	1
TEAM				1				0			
Totals	23-58	10-27	10-15	33	12	66	14	8	5	3	200

Halftime: San Diego State 44, Wyoming 37. **FG%:** San Diego State 41.4, Wyoming 39.7. **3FG%:** San Diego State 54.5, Wyoming 37.0. **FT%:** San Diego State 76.5, Wyoming 66.7. **Officials:** David Hall, Michael Irving, Mike Reed. **Technical:** none.



GAME 27

2OT - San Diego State 65

Fresno State 64

March 3, 2022 | San Diego, Calif.
Viejas Arena | Att.: 12,414

SAN DIEGO — San Diego State celebrated Senior Night with a thrilling 65-64 victory over Fresno State in double overtime on Thursday in front of a sellout crowd at Viejas Arena.

Matt Bradley recorded his first double-double as an Aztec with a team-high 24 points and 10 rebounds, helping SDSU (20-7, 12-4 MW) secure its fifth straight 20-win season.

In addition, the Aztecs received nine points apiece from Keshad Johnson and Trey Pulliam, while Tahirou Diabate grabbed a season-high seven rebounds, including five on the offensive glass.

Bradley accounted for SDSU's winning margin after sinking two free throws with 2:17 left in the second overtime period.

Johnson blocked Isaiah Hill's jumper in the paint with 14 seconds remaining. However, Pulliam missed two free throws following a backcourt foul, setting the stage for one final shot. The SDSU defense held firm, forcing an off-target three-point attempt from Hill as the horn sounded.

The teams were locked in a defensive battle for most of the game, combining for five ties and 12 lead changes. Neither side was efficient from the floor, as the Aztecs connected on 36.1 percent of their shots, compared to the Bulldogs' 33.9 percent clip. SDSU built a pair of 10-point leads in the first half. However, Fresno State responded with eight straight points over the next 4:21 to crawl back into contention.

The Bulldogs cut the margin to one on three occasions but could not seize the upper hand and the Aztecs a 27-24 led heading into the locker room.

SDSU led by as many as seven points in the second half but could not give itself further separation.

Fresno State built its biggest lead of the night at 46-41 by the 7:10 mark.

SDSU was plagued by inconsistency at the free-throw line down the stretch, missing four shots from the charity stripe. However, the Aztecs still managed to fight back, reclaiming a 52-49 advantage with 1:17 left in regulation. But when Junior Ballard hit a 3-pointer with no time on the clock to the game was headed to overtime.

After the first extra period, in which the teams combined to score 12 points, Fresno State had another chance to win at the buzzer of the second extra period, but Deon Stroud's three-point attempt, with senior Joshua Tomaic's hand in his face went awry and San Diego State came away with the 65-64 victory.

Fresno State	FG	3FG	FT	R	F	TP	A	TO	S	B	MP
Robinson *	4-13	0-3	9-12	11	2	17	1	4	2	0	48
Hill *	1-10	0-3	2-2	4	4	4	4	4	0	0	45
Campbell *	7-13	3-5	2-2	0	4	19	0	1	2	0	31
Colimerio *	0-2	0-0	0-0	2	3	0	0	0	0	0	9
Holland *	4-8	4-7	2-2	8	2	14	1	2	1	0	37
Ballard *	1-3	1-2	0-2	1	2	3	1	0	1	0	25
Vaishala	0-0	0-0	0-0	0	0	0	0	0	0	0	2
Meah	1-1	0-0	2-2	8	4	4	0	3	0	2	28
Stroud	1-6	0-2	0-2	1	3	2	3	0	0	0	22
Yap	0-0	0-0	1-2	1	1	1	0	1	2	0	4
TEAM				3				1			
Totals	19-56	8-22	18-26	39	25	64	10	16	8	2	200

San Diego State	FG	3FG	FT	R	F	TP	A	TO	S	B	MP
Johnson *	3-5	0-0	3-4	2	0	9	0	2	0	1	42
Mensah *	1-4	0-0	1-1	6	5	3	1	1	0	2	18
Bradley *	8-18	2-7	8-10	10	3	26	2	2	1	1	39
Pulliam *	4-13	1-4	0-2	2	3	9	4	2	2	0	39
Butler *	0-5	0-4	0-0	2	2	0	1	2	2	0	27
Diabate	1-3	0-0	3-8	7	4	5	0	2	0	1	22
Seiko	2-4	2-4	0-0	4	2	6	0	1	0	0	33
Arop	2-3	0-0	1-2	2	0	5	0	1	1	0	7
Baker-Mazara	1-4	0-0	0-0	2	1	2	1	0	0	0	13
Tomaic	0-2	0-1	0-0	3	0	0	0	1	0	0	11
TEAM				4				0			
Totals	22-61	5-20	16-27	44	20	65	9	14	6	5	200

Halftime: San Diego State 27, Fresno State 24. **FG%:** San Diego State 36.1, Fresno State 33.9. **3FG%:** Fresno State 36.4, San Diego State 25.0. **FT%:** Fresno State 69.2, San Diego State 59.3. **Officials:** Mike Scypers, D.G. Nelson, Tommy Nunez. **Technical:** none.

GAME 28

San Diego State 79
Nevada 78

March 5, 2022 | Reno, Nev.
Lawlor Event Center | Att.: 8,173



RENO, Nev. — The San Diego State men's basketball team built an 18-point lead with 12:03 to play in the second half and then held off a furious Nevada comeback to defeat the Wolf Pack 79-78 on Saturday night in the Lawlor Event Center.

"We played a good second half and then they put a run on us. We looked like we are not use to dealing with the press and we have been pressed all year and have been pretty good. There was stress and that is a good thing. We want to win so bad and we found a way to win at the end of the day. This is probably the hardest month we have ever played in Aztec Basketball. Game after game after game and we played Monday in Wyoming, played Thursday at home and Saturday in Reno. That is hard. We found a way to gut out a win, against a team that had a couple days off and was waiting for us on senior night. They are never as pretty as you want them but when you put the win at the end of the column, its everything you wanted."

With the win and in combination with a Colorado State victory over Boise State earlier in the day, the Aztecs (21-7, 13-4 Mountain West) will be the third seed in next week's 2022 Mountain West Men's Basketball Championship.

Up 79-78 with seven seconds to play, Nathan Mensah blocked a Grant Sherfield shot from the baseline which would have given the Wolf Pack the lead. Sherfield got the rebound and attempted a three-point shot with just under two seconds left, but Keshad Johnson blocked that shot out of bounds. Nevada (12-17, 6-12 Mountain West) had one last chance with two-tenths of a second to go, but its inbounds pass for an alley oop was knocked away by the Aztec defense and San Diego State took home the victory in its regular season finale.

Matt Bradley, one of four Aztecs to finish in double figures, led the team with 24 points, including going 11-of-12 from the line and scored the team's last four points to secure the win. He also had a team-high tying six rebounds. Joining the San Bernardino native in double figures were Trey Pulliam, Lamont Butler and Johnson.

Pulliam finished with 12 points on 5-of-10 shooting and a pair of free throws. He led the team with four assists and grabbed three rebounds. Butler was 4-of-7 from the field, including 2-of-3 from downtown, pulled down three rebounds and had an assist. Johnson made 4-of-6 from the floor which included one 3-pointer grabbed a team-high tying six rebounds and blocked three shots.

San Diego State	FG	3FG	FT	R	F	TP	A	TO	S	B	MP
Johnson *	4-6	1-1	1-2	6	1	10	0	3	1	3	30
Mensah *	3-7	0-0	1-2	4	4	7	1	0	0	2	22
Bradley *	6-10	1-3	11-12	6	2	24	1	4	0	0	33
Pulliam *	5-10	0-3	2-4	3	4	12	4	3	1	0	30
Butler *	4-7	2-3	1-2	3	4	11	1	2	1	0	27
Seiko	2-4	1-3	0-0	1	2	5	2	2	2	0	26
Diabate	0-0	0-0	0-0	2	0	0	0	1	0	0	5
Tomaic	0-1	0-0	2-2	6	5	2	0	0	0	0	17
Baker-Mazara	2-4	0-1	4-4	2	3	8	0	2	0	0	10
TEAM				1				1			
Totals	26-49	5-14	22-28	34	25	79	9	19	5	5	200

Nevada	FG	3FG	FT	R	F	TP	A	TO	S	B	MP
Washington *	4-8	0-0	3-4	10	1	11	2	0	0	1	27
Coleman *	1-1	0-0	0-0	1	5	2	0	1	0	0	14
Blackshear *	2-11	1-3	3-3	2	4	8	0	0	2	0	35
Cambridge Jr. *	3-12	2-7	4-4	6	4	12	2	2	4	1	35
Sherfield *	9-19	3-8	9-12	2	2	30	7	4	1	0	39
Foster	1-3	1-1	0-0	3	4	3	0	1	0	0	23
Baker	3-7	2-3	3-5	3	1	11	1	3	0	0	16
Hymes	0-0	0-0	1-2	4	1	1	0	0	0	0	12
TEAM				5				1			
Totals	23-61	9-22	23-30	36	22	78	12	12	7	2	200

Halftime: San Diego State 36, Nevada 33. **FG%:** San Diego State 53.1, Nevada 37.7. **3FG%:** Nevada 40.9, San Diego State 35.7. **FT%:** San Diego State 78.6, San Jose State 76.7. **Officials:** Shawn Lehigh, Larry Spaulding, Wilson Holland. **Technical:** Baker-Mazara (San Diego State).

GAME 29

[3] San Diego State 53
[6] Fresno State 46

March 10, 2022 | Las Vegas, Nev.
Thomas & Mack Center | Att.:



LAS VEGAS - Chad Baker and Adam Seiko scored 11 points apiece to propel San Diego State to a 53-46 victory over Fresno State in the quarterfinals of the 2022 Air Force Reserve Mountain West Conference Men's Basketball Championship on Thursday night.

"If you like late night basketball and defense, this was your game," Aztecs head coach Brian Dutcher said. "It was a struggle to score. And I thought we pressed too hard in the first half, trying to score on the first side of the floor. Obviously, we know Justin Hutson is a great defensive coach. He's the one that set our defense at San Diego State as an assistant. So we know every time we play him what it's going to be like. I thought we got a little better movement in the second half offensively. Opened some things up. Honestly, we play high level defense. I thought the job Nathan Mensah and Aguek Arop did on Orlando was about as good as you can do, because he still scores, even if you play good defense. And we got it out, a hard-fought victory and excited to have an opportunity to play again tomorrow night."

Trey Pulliam added 10 points for the third-seeded Aztecs (22-7), and Nathan Mensah had five blocked shots to go with six points.

San Diego State, trailing 23-20 at the break, came back from a halftime deficit to win a game this season for the second time.

The Aztecs limited the Bulldogs to 38.8 percent shooting in the game marking the seventh straight contest SDSU has held its opponent to less than 40.0 percent from the floor and the 20th time in 29 games this season.

Fresno State assumed the lead with 7:24 to go before intermission and held for the next 20:04 before a Baker-Mazara layup with 7:40 to play gave SDSU the lead back at 39-37.

After Orlando Robinson, who had 25 points and 11 rebounds for the sixth-seeded Bulldogs (19-13), hit a jumper to tie it at 39-39, Baker-Mazara drained a three to push the Aztecs advantage to three, 42-39.

Fresno State got as close as two points, 45-43 with 1:44 to play, but the Aztecs went 6-of-6 from the line and got a layup from Mensah to pull away in the 1:18 for the 53-46 victory.

The win is the seventh straight for SDSU against Fresno State and its third this season.

In addition, San Diego State won its 40th game in Thomas & Mack Center since the start of 2008-09, which is the most victories by any team in the nation in a venue in which it has not played a home game.

Fresno State	FG	3FG	FT	R	F	TP	A	TO	S	B	MP
Robinson *	10-20	3-3	2-5	11	4	25	3	5	0	1	38
Hill *	2-7	1-4	0-0	0	4	5	2	2	1	1	37
Campbell *	3-7	0-3	0-0	2	1	6	1	3	1	0	30
Colimero *	1-1	0-0	0-0	3	0	2	3	0	1	0	25
Holland *	2-7	0-3	0-0	3	4	4	0	1	1	1	35
Ballard	0-1	0-1	1-2	2	1	1	1	0	2	0	19
Yap	0-2	0-1	0-0	0	1	0	0	0	0	0	3
Meah	0-0	0-0	0-0	3	0	0	0	0	0	1	6
Stroud	1-4	1-3	0-0	0	0	3	0	0	2	0	8
TEAM				5				4			
Totals	19-49	5-18	3-7	29	15	46	10	15	8	4	200

San Diego State	FG	3FG	FT	R	F	TP	A	TO	S	B	MP
Johnson *	1-3	0-2	1-1	3	0	3	1	1	0	1	19
Mensah *	3-6	0-0	0-0	6	2	6	1	2	1	5	26
Bradley *	2-7	1-4	2-3	6	3	7	2	6	0	0	29
Pulliam *	5-9	0-1	0-1	2	1	10	2	1	1	0	32
Butler *	2-7	0-4	1-2	0	1	5	4	1	0	0	25
Diabate	0-1	0-0	0-0	1	0	0	0	0	0	0	3
Seiko	3-5	3-3	2-2	0	0	11	1	0	0	0	23
Baker-Mazara	4-6	1-1	2-2	5	2	11	0	3	1	0	15
Tomaic	0-1	0-1	0-0	0	1	0	0	0	0	0	9
Arop	0-3	0-0	0-0	5	1	0	0	2	1	0	18
TEAM				6				1			
Totals	20-48	5-16	8-11	34	11	53	11	17	4	6	200

Halftime: Fresno State 23, San Diego State 20. **FG%:** San Diego State 41.7, Fresno State 38.8. **3FG%:** San Diego State 31.3, Fresno State 27.8. **FT%:** San Diego State 72.2, Fresno State 42.9. **Officials:** Verne Harris, David Hall, Deldre Carr. **Technical:** none.

GAME 30

[3] San Diego State 63
[2] Colorado State 58

March 11, 2022 | Las Vegas, Nev.
Thomas & Mack Center | Att.:



LAS VEGAS - Trey Pulliam scored 11 points and had six assists to lead San Diego State to a 63-58 victory over No. 23 Colorado State in a Mountain West Conference semifinal Friday night.

The third-seeded Aztecs will face top-seeded Boise State in Saturday's conference championship.

San Diego State (23-7) held off a late rally by the Rams, who erased a seven-point deficit with 1:23 left in the game to pull within two points twice.

Adam Seiko drained two free throws with 9.8 seconds for the Aztecs to make it a two-possession game and force the Rams to attempt an errant 3-pointer with time draining.

Seiko overcame a bleak 2-for-7 clip from the floor to score 10 points, including 5 of 8 from the free-throw line down the stretch.

David Roddy scored 22 points to lead Colorado State (25-5), while Isaiah Stevens added 21.

The Aztecs improved to 14-4 in the semifinal round of the event, and have won their last five semifinal games. San Diego State, which has won the Mountain West tournament a record six times will play for the tournament title for the eighth time in the last nine years.

Now on a 12-2 run heading into Saturday's final, the Aztecs will be looking for a second straight revenge win. During its 14-game run, San Diego State's only two losses came by one point on the road, at Colorado State and Boise State.

The Broncos swept the regular-season series against San Diego State.

Colorado State hit its first six shots of the game and used a 9-0 run over the first five minutes to open a 14-7 lead against the Aztecs, who shot just 28.6% (2 of 7) at that point. But following a timeout, San Diego State suffocated the Rams with little to no space, started denying the paint a little better, and hit seven straight shots to go on runs of 8-0, 13-1, and 17-5 to take a 24-19 lead.

After their red-hot start, the Rams missed 10 of their last 14 shots in the first half.

BIG PICTURE

San Diego State improved to 21-1 when leading at the half this season, and is now 104-12 when holding a lead at halftime under coach Brian Dutcher.

Colorado State, meanwhile, was also a second-half team this season outscoring opponents by an average of 5.6 points per game in the second half this season.

San Diego State	FG	3FG	FT	R	F	TP	A	TO	S	B	MP
Johnson *	1-2	0-0	1-2	5	0	3	1	0	1	0	21
Mensah *	4-5	0-0	1-2	6	5	9	0	1	0	1	23
Bradley *	2-7	1-2	0-0	6	4	5	3	3	1	0	24
Pulliam *	4-8	1-4	2-2	0	1	11	6	2	0	0	34
Butler *	2-4	0-2	4-4	1	1	8	2	3	2	0	22
Seiko	2-7	1-6	5-8	6	0	10	3	1	0	0	27
Tomaic	2-2	2-2	0-0	2	3	6	1	2	1	0	17
Arop	4-7	1-1	0-0	0	2	9	0	1	0	0	18
Baker-Mazara	1-6	0-1	0-0	2	1	2	0	0	1	1	14
TEAM				4				1			
Totals	22-48	6-18	13-18	32	17	63	16	14	6	2	200

Colorado State	FG	3FG	FT	R	F	TP	A	TO	S	B	MP
Thomas *	1-2	1-2	0-0	1	1	3	1	0	0	0	12
Roddy *	7-14	2-5	6-10	9	4	22	4	4	3	1	38
Tonie *	1-5	0-3	0-0	5	3	2	2	1	1	0	27
Moore *	0-5	0-4	0-0	1	3	0	2	0	0	0	26
Steven *	9-13	3-5	0-0	2	2	21	0	4	1	0	39
Moors	0-0	0-0	0-0	1	3	0	1	2	0	0	20
Jacobs	4-5	0-1	1-2	5	2	9	0	0	0	0	23
Rivera	0-2	0-1	1-4	0	1	1	2	2	3	0	13
Lake	0-0	0-0	0-0	0	0	0	0	0	0	0	2
TEAM				0				1			
Totals	22-46	6-21	8-16	24	19	58	12	14	8	1	200

Halftime: San Diego State 35, Colorado State 26. **FG%:** Colorado State 47.8, San Diego State 45.8. **3FG%:** San Diego State 33.3, Colorado State 28.6. **FT%:** San Diego State 72.2, Colorado State 50.0. **Officials:** Chris Rastatter, Eric Curry, Greg Nixon. **Technical:** none.



GAME 31

[1] Boise State 53

[3] San Diego State 52

March 12, 2022 | Las Vegas, Nev.
Thomas & Mack Center | Att.:

LAS VEGAS - Tyson Degenhart scored 13 points to help Boise State defeat San Diego State 53-52 to win the Mountain West Tournament and earn the conference's automatic bid to the NCAA Tournament.

The Aztecs had the ball with 28 seconds left, but Matt Bradley and Trey Pulliam both missed shots as time wound down.

Abu Kigab added 11 points and Emmanuel Akot added 10 for the Broncos (27-7), who became just the fifth team in Mountain West history to win an outright regular-season conference championship and the league's postseason tournament. Boise State entered the tourney coming off their first outright regular-season conference title in more than three decades.

San Diego State (23-8) was led by Bradley, who finished with 17 points and seven rebounds. Lamont Butler finished with 16 points.

Boise State was playing in its first conference tournament championship game as members of the Mountain West. The last time the Broncos played in a conference tournament title game was in 2011 when Boise State was a part of the Western Athletic Conference.

Trailing by three at halftime, the Aztecs opened the second half with a quick five points to take a 30-28 lead. But the Broncos ended San Diego State's mini-run and the teams began trading buckets while trading the lead seven times before Boise State took the lead with 6:41 left in the game and never looked back.

The Broncos wasted no time in coming out firing, as three of their first four field goals were from 3-point range, including a pair from Degenhart. Though Boise State shot just 34.8% from the field over the first 20 minutes, it was a 40% (4 of 10) clip from 3-point range that helped them to a 28-25 halftime lead.

The defensive-minded Aztecs wouldn't normally mind a physical matchup considering their style of play, but the Broncos met the challenge by sizing up San Diego State's bigs in the paint and creating havoc on the perimeter. The Aztecs struggled to 28.6% (10 of 35) shooting from the floor and was just 2 of 8 (25%) from 3-point range.

BIG PICTURE

San Diego State, which has won the event a record six times, was in the final for the fifth straight season. The Aztecs have played for the tournament title in eight of the last nine years and in 12 of the last 14 seasons.

San Diego State	FG	3FG	FT	R	F	TP	A	TO	S	B	MP
Johnson *	0-2	0-1	0-2	1	0	0	1	0	0	0	14
Mensah *	2-6	0-0	0-2	10	2	4	1	0	1	4	33
Bradley *	6-17	2-4	3-4	7	3	17	2	3	1	0	35
Pulliam *	3-10	0-1	0-0	3	4	6	3	4	2	1	33
Butler *	5-6	3-3	3-3	0	3	16	1	1	1	0	29
Seiko	0-2	0-2	0-0	2	4	0	1	0	0	0	12
Arcep	3-5	0-0	0-0	4	3	6	0	2	0	0	21
Tomaic	1-4	1-1	0-0	1	1	3	0	0	0	0	10
Baker-Mazara	0-4	0-0	0-0	2	3	0	0	0	0	0	12
Diabate	0-1	0-0	0-0	0	0	0	0	0	0	0	3
TEAM				4				0			
Totals	20-57	6-12	6-11	34	23	52	9	10	5	5	200

Boise State	FG	3FG	FT	R	F	TP	A	TO	S	B	MP
Degenhart *	5-11	3-5	0-1	4	3	13	2	0	0	0	33
Kigab *	4-7	0-2	3-6	3	2	11	3	3	1	0	36
Armus *	3-5	0-0	1-1	6	3	7	0	1	1	0	22
Shaver Jr. *	2-10	1-5	3-4	3	4	8	3	2	0	0	31
Akot *	3-8	1-4	3-5	6	1	10	1	3	1	0	29
Rice	1-5	0-2	2-4	9	1	4	0	1	0	0	24
Milner	0-0	0-0	0-0	2	1	0	0	0	0	2	12
Smith	0-1	0-0	0-0	0	0	0	0	0	0	1	10
Kuzmonovic	0-0	0-0	0-0	0	0	0	0	0	0	0	3
TEAM				4			3				
Totals	18-47	5-18	12-21	37	15	53	9	13	3	3	200

Halftime: Boise State 28, San Diego State 25. **FG%:** Boise State 38.3, San Diego State 35.1.
3FG%: San Diego State 50.0, Boise State 27.8. **FT%:** Boise State 57.1, San Diego State 54.5.
Officials: David Hall, Eric Curry, Chris Rastatter. **Technical:** none.

National Postseason Tournaments

SDSU NCAA Division I Tournament Records

Most Points

83, vs. Indiana, March 16, 2006

Most Field Goals

35, vs. UNLV, March 14, 1975

Most Field Goals Attempted

73, vs. UCLA, March 13, 1976

Highest FG Percentage

56.4, vs. Indiana, March 16, 2006

Most Three-Point FG

10, vs. Indiana, March 16, 2006

Most Three-Point FGA

23, vs. Florida Gulf Coast, March 24, 2013;
vs. North Carolina State, March 16, 2012

Highest Three-Point FG Pct.

55.6, vs. Indiana, March 16, 2006

Most Free Throws

21, vs. Houston, March 15, 2018;
vs. New Mexico State, March 20, 2014

Most Free Throws Att.

35, vs. Houston, March 15, 2018

Highest Free-Throw Pct.

100.0, vs. Temple, March 19, 2011

Total Rebounds

53, vs. UNLV, March 14, 1975

Assists

21, vs. UNLV, March 14, 1985

Blocked Shots

9, vs. New Mexico State, March 20, 2014

13 Division I NCAA Appearances (6-13)

Year	Date	Region	Round	Site	SDSU Seed	Opp. Seed	Opp. NR	Opponent	Result	Score
1975	March 14	West	First	Tempe, Ariz. (Univ. Activity Center)	--	--	17	UNLV	L	80-90
1976	March 13	West	First	Eugene, Ore. (McArthur Court)	--	--	6	UCLA	L	64-74
1985	March 14	West	First	Salt Lake City, Utah (Special Events Center)	--	4	9	UNLV	L	80-85
2002	March 15	Midwest	First	Chicago, Ill. (United Center)	13	4	13	Illinois	L	64-93
2006	March 16	Oakland	First	Salt Lake City, Utah (Huntsman Center)	11	6	--	Indiana	L	83-87
2010	March 18	Midwest	First	Providence, R.I. (Dunkin' Donuts Center)	11	6	15/14	Tennessee	L	59-62
2011	March 17	West	Second	Tucson, Ariz. (McKale Center)	2	15	--	No. Colorado	W	68-50
	March 19	West	Third	Tucson, Ariz. (McKale Center)	2	7	--	Temple	2ot-W	71-64
	March 24	West	Sweet 16	Anaheim, Calif. (Honda Center)	2	3	9/8	Connecticut	L	67-74
2012	March 16	Midwest	Second	Columbus, Ohio (Nationwide Arena)	6	11	--	N.C. State	L	65-79
2013	March 22	South	Second	Philadelphia, Pa. (Wells Fargo Center)	7	10	--	Oklahoma	W	70-55
	March 24	South	Third	Philadelphia, Pa. (Wells Fargo Center)	7	15	--	Fla. Gulf Coast	L	71-81
2014	March 20	West	Second	Spokane, Wash. (Spokane Veterans Memorial Arena)	4	13	--	N.M. State	ot-W	73-69
	March 22	West	Third	Spokane, Wash. (Spokane Veterans Memorial Arena)	4	12	--	N.D. State	W	63-44
	March 27	West	Sweet 16	Anaheim, Calif. (Honda Center)	4	1	4/5	Arizona	L	64-70
2015	March 20	South	Second	Charlotte, N.C. (Time Warner Cable Arena)	8	9	--	St. John's	W	76-64
	March 22	South	Third	Charlotte, N.C. (Time Warner Cable Arena)	8	1	4/5	Duke	L	49-68
2018	March 15	West	First	Wichita, Kan. (INTRUST Bank Arena)	11	6	21/19	Houston	L	65-67
2021	March 19	Midwest	First	Indianapolis, Ind. (Hinkle Fieldhouse)	6	11	--	Syracuse	L	62-78

* Recaps and box scores on pages 198-205.

Six Division I Postseason NIT Appearances (8-6)

Year	Date	Round	Site	Opponent	Result	Score
1982	March 12	First	San Diego, Calif. (Sports Arena)	UC Irvine	L	69-70
2003	March 19	First	San Diego, Calif. (Cox Arena)	UC Santa Barbara	ot-W	67-62
	March 21	Second	Lubbock, Texas (United Spirit Arena)	at Texas Tech	L	48-57
2007	March 14	First	Springfield, Mo. (Hammons Student Center)	at Missouri State	W	74-70
	March 19	Second	Syracuse, N.Y. (Carrier Dome)	at Syracuse	L	64-80
2008	March 19	First	Gainesville, Fla. (O'Connell Center)	at Florida	L	49-73
2009	March 17	First	San Diego, Calif. (Cox Arena)	Weber State	W	65-49
	March 20	Second	San Diego, Calif. (Jenny Craig Pavilion)	Kansas State	W	70-52
	March 25	Quarterfinals	San Diego, Calif. (Cox Arena)	Saint Mary's	W	70-66
	March 31	Semifinals	New York, N.Y. (Madison Square Garden)	vs. Baylor	L	62-76
2016	March 16	First	San Diego, Calif. (Viejas Arena)	IPFW	W	79-55
	March 21	Second	San Diego, Calif. (Viejas Arena)	Washington	W	93-78
	March 23	Quarterfinals	San Diego, Calif. (Viejas Arena)	Georgia Tech	W	72-56
	March 29	Semifinals	New York, N.Y. (Madison Square Garden)	George Washington	L	46-65

* Recaps and box scores on pages 198-205.

Three Division II NCAA Appearances (5-3) | Two Quarterfinal Appearances (1957, 1967)

Year	Date	Round	Site	Opponent	Result	Score
1957	March 2	First	San Diego, Calif.	Chapman	W	75-56
	March 9	Second	Denver, Colo.	at Regis (Colo.)	W	81-78
	March 13	Quarterfinals	Evansville, Ind.	vs. Cal State Los Angeles	L	55-57
1967	March 10	Sub-Regional	San Diego, Calif.	Portland State	W	101-73
	March 11	Region Champ.	San Diego, Calif.	Regis (Colo.)	W	81-78
	March 15	Quarterfinals	Evansville, Indiana	vs. Illinois State	3ot-L	76-77
1968	March 8	Sub-Regional	San Diego, Calif.	UC Irvine	L	69-78
	March 9	Regional Cons.	San Diego, Calif.	UC Davis	W	79-72

Six NAIA Appearances (15-5) | 1941 National Champions | Three Title Game Appearances

Year	Date	Round	Site	Opponent	Result	Score
1939	March 14	First	Kansas City, Mo.	Northern State (S.D.)	W	49-25
	March 15	Second	Kansas City, Mo.	East Texas State	W	41-36
	March 16	Quarterfinals	Kansas City, Mo.	Manchester	W	49-41
	March 17	Semifinals	Kansas City, Mo.	Peru State (Neb.)	W	49-29
	March 18	Finals	Kansas City, Mo.	Southwest College (Kan.)	L	31-32
1940	March 12	First	Kansas City, Mo.	East Central State (Okla.)	W	36-35
	March 13	Second	Kansas City, Mo.	Appalachian State (N.C.)	W	48-46
	March 14	Quarterfinals	Kansas City, Mo.	Pittsburg State (Kan.)	W	32-30
	March 15	Semifinals	Kansas City, Mo.	Delta State (Miss.)	W	30-28
	March 16	Finals	Kansas City, Mo.	Tarkio College (Mo.)	L	42-52
1941	March 11	First	Kansas City, Mo.	Montana State	W	46-29
	March 12	Second	Kansas City, Mo.	Culver Stockton (Mo.)	ot-W	46-41
	March 13	Quarterfinals	Kansas City, Mo.	Texas Wesleyan	W	44-42
	March 14	Semifinals	Kansas City, Mo.	West Texas State	W	43-40
	March 15	Finals	Kansas City, Mo.	Murray State	W	36-34
1942	March 10	First	Kansas City, Mo.	Chadron State (Neb.)	W	39-36
	March 11	Second	Kansas City, Mo.	Bemidji State	L	32-41
1954	March 1	First	Pasadena, Calif.	Pasadena Nazarene	L	87-90
1956	March 13	First	Kansas City, Mo.	Alderson-Broaddus	W	77-64
	March 14	Second	Kansas City, Mo.	Gustavus Adolphus	L	60-69

National Postseason Tournaments

1975 NCAA Tournament

(First Round)

No. 17 UNLV 90, San Diego State 80 March 15, 1975 • Tempe, Ariz. University Activity Center • Att.: NA

TEMPE, Ariz. -- SDSU's first postseason game at the Division I level nearly produced an upset, but UNLV hung on for a 90-80 victory in the first round of the NCAA tournament.

The Aztecs received a game-high 25 points from Will Connelly and a double-double from Ray Leary, who added 10 points and a game-high 11 assists. San Diego State also tallied a double-double from Steve Copp, who pulled down a game-high 17 rebounds to go along with 16 points.

Eddie Owens and Ricky Sobers led UNLV with 21 points each and Lewis Brown posted 18 points and 12 rebounds.

UNLV forced 22 turnovers and SDSU struggled from the free-throw line, converting just 10-of-25 attempts, allowing the Rebels to advance to the next round.

SDSU	FG	FT	REB	PF	TP	A	TO	B	ST	MP
Copp	5-10	6-11	17	4	16	2	4	0	0	35
Kovach	5-11	0-2	5	3	10	1	2	0	1	33
Connelly	12-22	1-4	12	2	25	0	3	2	0	39
Bunting	2-9	0-0	5	4	4	2	5	0	0	30
Leary	5-9	0-0	1	5	10	11	5	0	0	31
Delsman	2-3	2-5	2	0	6	2	2	0	0	10
Green	3-4	1-2	3	1	7	0	1	0	3	5
Earle	0-2	0-0	2	4	0	0	0	0	0	13
Contreras	1-1	0-0	0	0	2	1	0	0	0	2
Welshans	0-0	0-1	2	1	0	0	0	0	0	2
Team			4							
Totals	35-71	10-25	53	24	80	19	22	2	4	200
	49.3	40.0								

UNLV	FG	FT	REB	PF	TP	A	TO	B	ST	MP
Robinson	4-11	1-3	8	2	9	2	3	2	1	34
Gondrezick	4-11	0-0	4	5	8	1	0	0	0	18
Brown	9-14	0-1	12	4	18	0	1	3	2	30
Owens	10-15	1-4	8	2	21	0	4	0	4	31
Sobers	7-16	7-8	2	4	21	4	2	0	3	37
Batts	2-4	2-3	2	5	6	1	0	0	1	19
Smith	3-6	1-2	1	1	7	1	0	0	0	24
Mike	0-1	0-0	1	0	0	0	1	0	1	4
Porter	0-1	0-1	1	0	0	0	0	0	0	2
Freeman	0-0	0-0	1	1	0	0	1	0	0	1
Team			3							
Totals	39-79	12-22	43	24	90	9	12	5	12	200
	49.4	54.5								

Score By Periods	1	2	Total
San Diego State	43	37	- 80
UNLV	48	42	- 90

Officials: Brown and Crowell.

1976 NCAA Tournament

(First Round)

No. 6 UCLA 74, San Diego State 64 March 13, 1976 • Eugene, Ore. McArthur Court • Att.: 9,100

EUGENE, Ore. -- Richard Washington, a 1976 second-team All-American, and Marques Johnson, the 1977 player of the year, combined for 44 points as UCLA defeated SDSU, 74-64, in the first round of the NCAA tournament.

The Aztecs gave the Bruins a game, trailing by just three points at intermission and using a 12-4 run to close to within eight with just under four minutes left.

SDSU's Academic All-American Steve Copp led the Aztecs with 20 points and 11 rebounds. Bob Kovach (11), Will Connelly (11) and Allen Bunting (10) also scored in double figures for the Aztecs. Washington led all scorers with 25 points for UCLA.

The Bruins used a stifling defense to hold SDSU to 34.2 percent shooting, but the Aztecs converted 14 of 19 free-throw opportunities. SDSU forced 19 UCLA turnovers, while limiting their own to only 11.

SDSU	FG	FT	REB	PF	TP	A	TO	B	ST	MP
Leary	3-7	0-0	1	1	6	4	3	0	0	25
Earle	0-2	0-0	1	1	0	0	1	0	0	4
Delsman	2-4	0-0	2	3	4	2	1	0	1	18
Brown	0-0	0-0	1	0	0	0	0	0	0	1
Copp	8-19	4-5	11	3	20	0	1	1	1	38
Dodd	0-0	0-0	0	0	0	0	0	0	0	1
Kovach	3-11	5-8	6	3	11	1	1	0	1	34
Connelly	5-14	1-2	9	3	11	0	0	0	0	38
Kramer	1-3	0-0	0	0	2	0	0	0	0	5
Bunting	3-13	4-4	5	3	10	2	4	1	0	36
Team			4							
Totals	25-73	14-19	40	17	64	9	11	2	3	200
	34.2	73.7								

UCLA	FG	FT	REB	PF	TP	A	TO	B	ST	MP
Townsend	3-6	0-0	0	2	6	2	1	0	2	33
Washington	10-15	5-5	8	3	25	4	5	1	0	36
Vroman	0-0	0-0	2	2	0	0	1	0	0	4
Greenwood	1-3	2-2	3	4	4	1	3	0	1	22
Drollinger	2-4	0-0	7	4	4	1	1	0	0	14
Spillane	1-2	0-0	1	2	2	1	1	0	0	10
McCarter	4-9	2-5	5	0	10	2	1	1	2	38
Olinde	0-0	0-0	0	0	0	0	1	0	0	1
Johnson	7-9	5-6	9	4	19	2	4	4	1	35
Smith	2-7	0-0	1	1	4	1	1	0	0	7
Team			8							
Totals	30-55	14-18	44	22	74	14	19	6	6	200
	54.5	77.7								

Score By Periods	1	2	Total
San Diego State	32	32	- 64
UCLA	35	39	- 74

Officials: Fouty, Dreih.

1982 NIT

(First Round)

UC Irvine 70, San Diego State 69 March 12, 1982 • San Diego, Calif. San Diego Sports Arena • Att.: 8,114

SAN DIEGO -- San Diego State's rally from an 11-point second-half deficit fell short as UC Irvine claimed a 70-69 victory in the first round of the NIT.

The Aztecs, who never led after the opening five minutes of the game, trailed 63-55 with eight minutes remaining before an 11-4 run cut the deficit to 67-66 with 2:49 remaining. SDSU trailed 70-69 and had an opportunity to win, but Don Plummer was unable to convert on a 21-foot jumper at the buzzer.

Plummer led the Aztecs with 19 points and added seven rebounds. Keith Smith had eight points while dishing out 13 assists for San Diego State.

The Anteaters shot 60.9 percent from the field while holding SDSU to only 43.7 percent shooting. However, the Aztecs countered with an aggressive defense that led to 13 steals and 19 UCI turnovers. SDSU also outbounded the Anteaters 36-30, but only managed to shoot 7 of 13 from the line.

UCI	FG	FT	REB	PF	TP	A	TO	B	ST	MP
Rainer	1-4	5-6	4	1	7	2	4	0	0	31
McDonald	2-8	2-2	7	3	6	2	2	0	0	29
Magee	9-12	2-4	5	0	20	0	4	0	1	23
Fuller	5-7	4-6	3	4	14	7	5	0	2	40
Whieldon	9-10	0-1	3	2	18	5	2	1	1	39
Thornton	2-3	1-2	6	4	5	0	1	0	0	20
Crossley	0-2	0-0	0	2	0	2	1	0	0	18
Team			2							
Totals	28-46	14-21	30	16	70	18	19	1	4	200
	60.9	66.7								

SDSU	FG	FT	REB	PF	TP	A	TO	B	ST	MP
Morris	3-10	3-4	2	3	9	1	1	0	2	21
Cage	5-10	0-0	9	2	10	0	1	1	1	40
Allen	1-1	0-0	2	0	2	0	0	0	0	7
Smith	3-12	2-4	0	4	8	13	5	0	3	38
Jones	6-16	1-3	5	3	13	2	1	1	1	36
Gordon	4-4	0-1	6	1	8	1	1	0	5	22
Caldwell	0-1	0-0	0	1	0	0	0	0	0	2
Plummer	9-16	1-1	7	3	19	1	3	0	0	27
Garwood	0-1	0-0	0	1	0	0	2	0	1	4
Holden	0-0	0-0	1	1	0	0	0	0	0	3
Team			4							
Totals	31-71	7-13	36	19	69	18	14	2	13	200
	43.7	53.8								

Score By Periods	1	2	Total
UC Irvine	46	24	- 70
San Diego State	40	29	- 69

Officials: Bosone, Sitov, White.

1985 NCAA Tournament

(First Round)

No. 9 UNLV 85, San Diego State 80 March 14, 1985 • Salt Lake City, Utah Special Events Center • Att.: 7,351

SALT LAKE CITY -- SDSU made a late run at No. 9 UNLV but did not have enough firepower to overcome a 10-point halftime deficit as the Rebels earned an 85-80 victory in the first round of the NCAA tournament.

The Aztecs trailed by as many as 13 in the first half, but tied the game at 56 with under 10 minutes remaining. UNLV rebuilt the lead but SDSU did not give in to the more athletic Rebels as it cut the deficit to three, when Anthony Watson hit a jumper with 1:02 left. The Aztecs were forced to foul down the stretch and UNLV knocked down the free throws to secure the victory.

Leonard Allen poured in a game-high 23 points for SDSU and Anthony Watson scored 19. Forwards Michael Kennedy and John Martens also cracked

double-figures as they added 11 points apiece.

The Rebels were led by Armon Gilliam, who posted 21 points and 10 rebounds. Ritchie Adams, the Rebels' leading scorer on the season, was saddled with foul trouble from the start of the game and finished with 10 points in only 23 minutes of action.

SDSU	FG	FT	REB	PF	TP	A	TO	B	ST	MP
Kennedy	5-8	1-3	8	3	11	0	1	1	0	29
Martens	4-8	3-4	2	4	11	0	4	0	0	28
Allen	8-10	7-10	9	4	23	0	0	4	3	36
Watson	9-15	1-4	3	5	19	6	4	0	2	33
Dorsey	0-3	2-4	6	3	2	8	4	0	0	31
Konek	1-5	3-4	3	4	5	7	3	0	0	20
Owens	2-3	0-0	0	0	4	0	1	0	1	8
Ross	2-4	1-1	3	1	5	0	1	1	0	8
Murray	0-0	0-0	0	1	0	0	0	0	0	7
Team			5							
Totals	31-56	18-30	39	25	80	21	18	6	6	200
	55.4	60.0								

UNLV	FG	FT	REB	PF	TP	A	TO	B	ST	MP
James	3-8	4-4	2	3	10	4	3	0	1	27
Gilliam	7-12	7-12	10	2	21	2	2	1	2	31
Adams	4-11	2-2	4	4	10	0	0	0	2	23
Jones	9-13	0-1	4	3	18	4	2	1	1	34

National Postseason Tournaments

2003 NIT

(First Round)

San Diego State 67, UC Santa Barbara 62 (ot)
 March 19, 2003 • San Diego, Calif.
 Cox Arena at Aztec Bowl • Att.: 5,390

SAN DIEGO -- SDSU needed overtime to win its first Division I postseason game, claiming a 67-62 NIT first-round victory over UC Santa Barbara.

Tony Bland, who became the third Aztec player to reach 1,000 points in just two seasons, sent the game into extra time by going the length of the floor to hit a bank shot with 1.9 seconds left. Then with 1:15 left in overtime, Tommy Johnson put SDSU ahead for good at 63-60 with a 3-pointer as the Aztecs closed the game with a 13-2 run.

In its sixth postseason appearance in 33 years at the Division I level, the Aztecs overcame their largest halftime deficit of the season (32-22) snapping a three-game losing streak, limiting UCSB to just 62 points and 42.6 percent shooting.

After a dunk by Evan Burns with 5:58 left in the first half, UCSB closed out the opening period with a 14-1 run to take a 10-point lead into the half. The Gauchos scored the first basket of the second half before Bland jump started the Aztecs with a free throw and layup to start a 10-0 run.

The game was tied at 50 with five minutes left and both teams buckled down defensively.

The Gauchos scored the first six points of overtime before SDSU's game-ending run, which included six straight Mike Mackell points to tie the game at 60 and set up Johnson's heroics.

UCSB	MP	FG	3FG	FT	R	F	A	TO	B	S	TP
Hull	39	10-19	5-9	3-3	5	3	3	2	0	3	28
Cook	23	2-4	0-0	0-0	3	2	1	1	0	2	4
Jones	35	6-13	0-3	0-0	4	3	1	3	0	1	12
Atako	32	0-4	0-1	0-0	2	1	6	2	0	0	0
Fullove	23	2-7	1-3	0-0	3	3	1	5	0	1	5
Brown	24	3-7	0-0	0-0	3	0	0	1	0	0	6
Davis	14	0-2	0-1	1-2	3	0	1	0	0	1	1
Ward	13	1-1	0-0	0-0	2	2	3	0	0	1	2
Whitehead	22	2-4	0-0	0-0	3	3	0	1	0	1	4
Team					3						
Totals	225	26-61	6-17	4-5	31	17	16	15	0	10	62

SDSU	MP	FG	3FG	FT	R	F	A	TO	B	S	TP
Burns	34	4-7	0-1	4-4	9	1	3	5	2	2	12
Sanders	27	2-4	0-0	0-0	4	4	1	0	0	0	4
Mackell	38	3-9	0-0	3-5	3	0	2	4	0	1	9
Moore	36	1-5	0-3	2-2	9	3	2	1	0	0	4
Bland	35	7-16	0-4	3-6	3	0	2	1	2	1	17
Johnson	25	3-4	1-2	3-4	4	3	1	2	2	2	10
Sir	19	2-6	2-6	0-0	1	1	3	0	0	0	6
Sharper	7	1-2	1-2	0-0	1	0	1	0	0	0	3
Manker	4	1-1	0-0	0-0	2	0	0	0	0	0	2
Team											
Totals	225	24-54	4-18	15-21	36	12	13	16	6	6	67

Halftime: UCSB 32, SDSU 22. **FG%:** SDSU 44.4, UCSB 42.6. **3FG%:** SDSU 35.3, UCSB 22.2. **FT%:** SDSU 80.0, UCSB 71.4. **Officials:** Tom Wood, Don McAllister, Mike Reed. **Technical:** None.

2003 NIT

(Second Round)

Texas Tech 57, San Diego State 48
 March 21, 2003 • Lubbock, Texas
 United Spirit Arena • Att.: 7,848

LUBBOCK, Texas -- Robert Tomaszek scored 14 points as Texas Tech beat SDSU, 57-48, in the second round of NIT.

Texas Tech led by 14 points in the first half but SDSU trailed by just one, 46-45, with 6:41 remaining. The Aztecs had a chance to take the lead but Tony Bland missed a layup with 6:14 left after he stole the ball from Kasib Powell and took it the length of the court.

San Diego then went scoreless for nearly five minutes before Evan Burns hit a 3-pointer from the right corner with 1:47 remaining in the game.

Powell scored 12 points, and Will Chavis and Andre Emmett - the Big 12's leading scorer - added nine each.

Deandre Moore scored 11 points and Mike Mackell added 10 to lead the Aztecs.

SDSU	MP	FG	3FG	FT	R	F	A	TO	B	S	TP
Burns	32	2-8	1-4	0-0	6	0	1	2	1	2	5
Sanders	25	1-3	0-0	0-0	5	3	0	1	0	0	2
Mackell	29	3-6	0-0	4-8	6	5	0	3	0	0	10
Moore	34	4-9	3-5	0-0	6	3	8	2	0	0	11
Bland	33	3-15	0-2	3-4	3	2	2	5	0	1	9
Johnson	22	3-7	3-6	0-1	4	4	0	4	0	1	9
Sir	7	0-2	0-2	0-0	1	0	0	1	0	0	0
Sharper	7	0-2	0-2	0-0	1	1	0	1	0	1	0

Davis	8	1-2	0-0	0-0	3	3	0	2	0	0	2
Manker	2	0-0	0-0	0-0	0	0	0	0	0	0	0
Wardrop	1	0-0	0-0	0-0	0	0	0	0	0	0	0
Team					4						
Totals	200	17-54	7-21	7-13	39	21	11	21	1	5	48

Texas Tech	MP	FG	3FG	FT	R	F	A	TO	B	S	TP
Emmett	40	2-10	0-1	5-8	15	1	3	2	0	2	9
Powell	38	3-8	0-0	6-9	6	2	3	3	0	0	12
Tomaszek	37	5-10	0-0	4-9	8	3	2	0	0	0	14
Doudney	18	2-4	1-2	0-0	4	2	1	2	0	1	5
Marshall	9	1-1	0-0	0-0	0	0	2	0	0	0	2
Chavis	27	4-9	0-2	1-2	1	1	0	4	0	1	9
Ross	29	3-6	0-0	0-0	2	3	5	1	1	6	6
Washington	2	0-1	0-1	0-0	0	1	0	0	0	0	0
Team											
Totals	200	20-49	1-6	16-28	36	13	16	12	1	10	57

Halftime: Texas Tech 33, SDSU 21. **FG%:** Texas Tech 40.8, SDSU 31.5. **3FG%:** SDSU 33.3, Texas Tech 16.7. **FT%:** Texas Tech 57.1, SDSU 53.8. **Officials:** Kelly Self, Larry Spaulding, Shawn Lehigh. **Technical:** None.

2006 NCAA Tournament

(First Round)

Indiana 87, San Diego State 83
 March 16, 2006 • Salt Lake City, Utah
 Huntsman Center • Att.: 15,122

SALT LAKE CITY -- Making its third postseason appearance in five years, 11th-seeded San Diego State fell 87-83 to sixth-seeded Indiana in a nail-biter in the first round of the NCAA tournament.

The Hoosiers led by as many as nine points with just over six minutes remaining in the first half until Brandon Heath hit a three-pointer with 55 seconds left to give SDSU a one-point lead. As the half came to a close, Mohamed Abukar made a layup, giving the Aztecs a three-point cushion heading into halftime, despite hitting 62.1 percent of their field goals.

As the second half began, San Diego State started to pull away as it built a pair of 10-point leads, the last coming with 11:44 left in the contest.

Indiana chipped away at the Aztecs' lead and eventually tied the game at 76 with just under four minutes remaining. But just as it had all evening, SDSU pulled ahead until Heath lost the ball near midcourt with 55 seconds left, forcing a jump ball situation that the Hoosiers wound up winning.

After an Indiana timeout, the ensuing play saw Robert Vaden, who had 18 points, hit a three-point field goal giving the Hoosiers a two-point advantage with the clock showing five seconds.

On the inbounds play, Abukar sailed a pass out of bounds and the Aztecs fouled on the next possession sending IU to the line where they connected on both free-throw attempts to end the game.

Abukar led all scorers with 24 points and also had nine rebounds. Heath scored 15 with Marcus Slaughter contributing 13 points and 10 rebounds.

(11) SDSU	MP	FG	3FG	FT	R	F	A	TO	B	S	TP
Spain	18	3-4	0-0	2-2	2	4	0	2	0	0	8
Abukar	31	8-13	2-2	6-6	9	2	0	4	2	1	24
Slaughter	38	5-8	0-0	3-5	10	4	1	2	0	1	13
Heath	38	6-17	3-9	0-0	2	2	5	2	0	1	15
Williams	39	5-6	2-3	0-0	6	4	8	5	0	4	12
Sharper	24	4-6	3-4	0-0	0	1	0	1	0	0	11
Davis	9	0-0	0-0	0-0	3	1	1	0	0	0	0
Thomas	1	0-0	0-0	0-0	0	0	0	0	0	0	0
Camara	2	0-1	0-0	0-2	0	1	0	0	0	0	0
Team					4						
Totals	200	31-55	10-18	11-15	36	19	15	16	2	7	83

(6) Indiana	MP	FG	3FG	FT	R	F	A	TO	B	S	TP
Ratliff	20	2-7	1-4	0-0	3	0	1	1	0	1	5
Vaden	36	5-12	5-11	3-3	3	3	3	2	0	1	18
Killingsworth	25	8-13	0-0	2-5	4	4	2	3	0	1	18
Strickland	32	4-9	1-4	0-0	4	2	1	0	1	0	9
Calloway	28	8-9	1-1	1-1	4	1	3	1	0	6	18
Wilmont	23	4-13	0-5	3-6	6	2	0	0	0	1	11
Suhr	4	0-0	0-0	0-0	0	0	0	0	0	0	0
Allen	17	1-2	0-1	0-0	2	1	1	0	0	0	2
Kline	6	0-1	0-0	0-0	0	0	1	0	0	0	0
Monroe	19	3-5	0-0	0-1	3	1	1	1	0	0	6
Team					6						
Totals	200	35-71	8-26	9-16	31	16	14	9	0	11	87

Halftime: SDSU 44, Indiana 41. **FG%:** SDSU 56.4, Indiana 49.3. **3FG%:** SDSU 55.6, Indiana 30.8. **FT%:** SDSU 73.3, Indiana 56.3. **Officials:** Tom Lopes, Michael Stuart, George Washington. **Technical:** None.

2007 NIT

(First Round)

San Diego State 74, Missouri State 70
 March 14, 2007 • Springfield, Mo.
 Hammons Student Center • Att.: 4,234

Springfield, Mo. -- SDSU captured just its second Division I postseason victory as it defeated Missouri State on the road, 74-70, in the first round of the NIT.

SDSU and MSU struggled early to keep the game close. The Aztecs were particularly sloppy as they committed eight turnovers in the first eight minutes. However, the Bears did not make their run until the 10-minute mark, outscoring the Aztecs, 14-4, to go up by eight with 7:49 left.

San Diego State responded with 11 unanswered points and closed out the half on an 18-5 run to head into the locker room with a 34-29 lead.

The Aztecs maintained its lead and watched it balloon to eight on a Brandon Heath jumper with 15:14 on the clock.

With the game tied at 49, MSU caught fire and enjoyed a six-point advantage with 7:26 left. But as it did before, SDSU used a 15-4 run, giving it a 69-64 cushion going into the final minutes.

The Bears fought back, eventually tying it at 70 with 41 seconds remaining. After an Aztec timeout, Heath connected on a three with one second left on the shot clock and seven seconds on the game clock.

With an opportunity to trim the Aztecs' lead, Nathan Bilyeu missed two free throws and Jer'Vaughn Johnson made one of two from the line to put the game out of reach.

(6) SDSU	MP	FG	3FG	FT	R	F	A	TO	B	S	TP
Habel	*36	4-7	0-0	3-6	10	5	1	4	2	2	11
Wade	*28	2-6	1-4	2-2	4	2	4	3	0	1	7
Abukar	*32	6-9	0-0	3-4	6	5	0	4	1	1	15
Heath	*38	11-21	4-11	0-0	4	3	2	6	0	2	26
Williams	*34	2-5	0-2	2-2	6	2	5	4	0	4	6
Johnson	3	0-0	0-0	3-4	1	1	0	0	0	0	3
Pastorek	8	1-2	0-0	0-0	2	2	1	0	0	0	2
Spain	21	1-2	1-2	1-2	1	0	0	2	1	2	4
Team					2						
Totals	200	27-52	6-19	14-20	36	20	13	23	4	12	74

National Postseason Tournaments

Johnson	4	0-1	0-0	0-0	0	0	0	0	0	0	0	0	0	0	0	0	0	0	0	0
Pastorek	4	0-0	0-0	1-2	0	1	0	0	0	0	0	0	0	0	0	0	0	0	0	1
Spain	26	2-3	1-1	3-6	6	1	1	0	2	1	8									
Team																				
Totals	200	23-64	6-21	12-22	33	11	14	8	5	8	64									

(2) Florida

MP	FG	3FG	FT	R	F	A	TO	B	S	TP	
Roberts	*29	4-4	0-0	0-0	8	3	0	2	0	1	8
Nichols	*31	7-18	3-11	3-4	5	0	2	3	0	0	20
Watkins	*25	2-3	0-0	0-0	8	4	1	0	6	1	4
Raulins	*28	5-10	5-9	0-0	6	1	5	2	0	1	15
Devendorf	*33	4-11	0-4	0-1	2	4	7	2	2	2	8
Thomas	2	0-2	0-0	0-0	0	0	0	0	0	0	0
Harris	23	5-10	0-0	2-5	7	0	3	3	1	0	12
Burach	1	1-1	0-0	0-0	2	0	0	0	0	0	2
Gorman	10	2-3	0-0	0-0	2	2	2	0	0	0	4
Wright	16	2-3	1-1	2-2	4	1	1	2	0	1	7
Presutti	1	0-1	0-0	0-0	0	0	0	0	0	0	0
Diliegro	1	0-0	0-0	0-0	0	1	0	0	0	0	0
Team											5
Totals	200	32-66	9-25	7-12	49	16	21	15	9	6	80

Halftime: Syracuse 38, SDSU 33. **FG%:** Syracuse 48.5, SDSU 35.9. **3FG%:** Syracuse 36.0, SDSU 28.6. **FT%:** Syracuse 58.3, SDSU 54.5. **Officials:** Gary Maxwell, Gary Prager, Curtis Blair. **Technical:** Eric Devendorf, Syracuse.

2008 NIT

(First Round)

Florida 73, San Diego State 49 March 19, 2008 • Gainesville, Fla. O'Connell Center • Att.: 5,188

GAINESVILLE, Fla. -- In its third consecutive postseason appearance and its second straight in the NIT, San Diego State was dropped by Florida, 73-49, in a first-round matchup at the O'Connell Center.

The second-seeded Gators never trailed in the game and opened the game on a 7-2 run, before the seventh-seeded Aztecs tied the score at nine with 14:12 remaining in the first half. SDSU, however, would never get closer than three points the rest of the way and Florida went into the half with a 35-23 cushion.

In the second half, the Gators' lead ballooned to 21 points with less than 10 minutes gone. San Diego State managed to cut the lead to 17 points with 5:42 left in the game, but Florida kept the Aztecs at bay as they cruised to the 24-point victory.

For the game, the Gators shot 53.4 percent from the field, including an amazing 63.0 percent in the second half. All five starters shot above 50 percent and Florida's two leading scorers, Marresse Speights (18 points) and Nick Calathes (16 points), combined to shoot 15-for-25.

SDSU, meanwhile, was led by Ryan Amoroso's game-high numbers of 19 points and seven rebounds.

(7) SDSU

MP	FG	3FG	FT	R	F	A	TO	B	S	TP	
White	*33	0-0	0-0	0-2	1	1	0	3	0	1	0
Amoroso	*33	8-16	1-3	2-2	7	3	0	1	0	0	19
Williams	*29	4-8	1-3	0-0	4	4	1	3	0	0	9
Thomas	*19	0-2	0-0	0-0	3	1	1	1	0	1	0
Gay	*30	2-5	1-3	0-0	2	1	1	1	0	0	5
Johnson	1	0-0	0-0	0-0	0	0	0	0	0	0	0
Pastorek	1	0-0	0-0	0-0	0	0	0	0	0	0	0
Lamb	9	0-1	0-0	0-0	1	0	1	0	1	0	0
Wade	30	5-13	0-0	1-5	2	1	7	3	0	0	11
Davis	15	2-4	1-3	0-0	0	0	0	2	0	1	5
Team											2
Totals	200	21-49	4-12	3-9	22	11	11	14	1	3	49

(2) Florida

MP	FG	3FG	FT	R	F	A	TO	B	S	TP	
Werner	*28	4-5	1-2	0-0	5	0	1	0	2	2	9
Calathes	*29	7-11	2-3	0-0	5	1	5	4	0	1	16
Speights	*28	8-14	0-0	2-2	6	3	1	2	0	0	18
Lucas	*29	3-6	1-3	1-2	0	2	4	1	0	2	8
Hodge	*20	3-5	1-2	0-0	2	2	2	0	0	3	7
Mitchell	10	1-2	1-2	0-0	1	1	0	2	0	0	3
Allen	15	1-4	1-2	0-0	2	1	1	1	0	0	3
Tyus	18	2-5	0-0	0-0	6	1	1	0	3	0	4
Parsons	22	2-6	0-2	1-2	6	2	1	0	0	1	5
Fricke	1	0-0	0-0	0-0	0	0	0	0	0	0	0
Team											2
Totals	200	31-58	7-16	4-6	35	13	16	10	5	9	73

Halftime: Florida 35, San Diego State 23. **FG%:** Florida 53.4, San Diego State 42.9. **3FG%:** Florida 43.8, San Diego State 33.3. **FT%:** Florida 66.7, San Diego State 33.3. **Officials:** Jim Burr, Steve Welmer, Brent Barnaky. **Technical:** None.

2009 NIT

(First Round)

San Diego State 65, Weber State 49 March 17, 2009 • San Diego, Calif. Cox Arena • Att.: 4,314

SAN DIEGO -- Top-seeded San Diego State won its third-ever Division I postseason tournament game with its 65-49 first round National Invitation Tournament decision over eighth-seeded Weber State at Cox Arena.

San Diego State, which trailed for only 28 seconds in the entire game, was never threatened after Richie Williams nailed a three-pointer with 13:29 left in the first half giving the Aztecs a 12-8 lead. San Diego State subsequently unleashed a 22-4 run over the final 7:38 of the period to up, 39-17, at halftime.

Following the intermission, SDSU kept the pressure on Weber State as the Aztecs enjoyed a double-digit lead the rest of the way en route to victory.

Luorenzo Wade continued his stellar play with 20 points and 10 rebounds, his third 20-point game and second double-double in his last four outings. Senior teammate Kyle Spain chipped in with 11 points.

Leading the way for Weber State was Kellen McCoy, who ended his night with 14 points.

(8) WSU

MP	FG	3FG	FT	R	F	A	TO	B	S	TP	
Bulligner	*25	1-4	1-4	2-2	2	3	1	2	0	0	5
Lillard	*33	4-12	0-4	2-2	7	1	1	5	0	1	10
Hansen	*27	0-6	0-5	0-0	1	0	2	1	0	1	0
McCoy	*33	5-10	2-6	2-2	3	1	0	3	0	1	14
Panos	*18	2-5	0-0	0-0	3	1	0	1	0	0	4
Cottle	1	0-2	0-1	0-0	0	0	0	0	0	0	0
Benson	2	0-0	0-0	0-0	2	0	1	0	0	0	0
Ramos	2	1-1	0-0	0-0	3	0	0	0	0	0	2
Davis	24	2-4	0-1	0-0	3	4	2	4	1	2	4
Mahoney	13	2-2	0-0	0-4	3	0	1	0	2	0	4
Morris	22	3-4	0-0	0-0	1	0	0	0	1	0	6
Team											5
Totals	200	20-50	3-21	6-10	33	10	8	16	4	5	49

(1) SDSU

MP	FG	3FG	FT	R	F	A	TO	B	S	TP	
Spain	*32	4-14	2-8	1-2	3	0	1	3	0	2	11
Wade	*32	9-14	0-2	2-2	10	2	3	2	1	1	20
White	*20	4-7	0-0	2-3	5	2	2	1	0	0	10
Amoroso	*23	3-5	1-1	0-0	3	3	1	1	1	1	7
Gay	*24	1-3	0-2	0-0	2	0	5	1	0	1	2
Island	1	0-1	0-1	0-0	0	0	0	0	0	0	0
Williams	24	3-7	2-4	0-0	2	1	1	1	0	0	8
Horton	1	0-1	0-0	0-0	0	0	0	0	0	0	0
Deutchman	2	0-0	0-0	0-0	1	0	0	0	0	0	0
Thomas	8	0-0	0-0	0-0	1	1	1	0	0	0	0
Shelton	15	1-4	0-1	2-2	5	0	1	0	0	1	4
Smith	2	0-1	0-1	0-0	0	0	0	0	0	0	0
Cheriet	16	1-5	0-1	1-2	2	2	0	1	1	0	3
Team											3
Totals	200	26-62	5-21	8-11	37	11	15	10	3	6	65

Halftime: San Diego State 39, Weber State 17. **FG %:** San Diego State 41.9, Weber State 40.0. **3FG%:** San Diego State 23.8, Weber State 14.3. **FT%:** San Diego State 72.7, Weber State 60.0. **Officials:** Ruben Ramos, Bruce Hicks, Shawn Leigh. **Technical:** None.

2009 NIT

(Second Round)

San Diego State 70, Kansas State 52 March 20, 2009 • San Diego, Calif. Jenny Craig Pavilion • Att.: 5,100

SAN DIEGO -- Due to the first and second rounds of the NCAA Women's Basketball Tournament at Cox Arena, top-seeded San Diego State moved its game with fourth-seeded Kansas State to the University of San Diego's Jenny Craig Pavilion and dismissed the Wildcats in the second round of the NIT, 70-52, in front of a capacity crowd of 5,100.

SDSU led for the entire game and was spearheaded by the efforts of Kyle Spain, Richie Williams and Billy White. Spain finished with a game-high 16 points and seven rebounds, while Williams added 14 points and a game-high four steals. White, meanwhile, went 6-for-6 from the field and ended with 15 points.

SDSU led by as many as eight points nearly nine minutes into the game, but allowed K-State to creep back into it after the visitors scored the final five points of the first half to get within two, 27-25, at halftime.

The Wildcats scored the first bucket of the second half to knot the score at 27, but a layup by White gave the Aztecs a lead it would not relinquish. SDSU expanded its lead to 22 on a layup by Ryan Amoroso with 7:53 to go and the rout was on as the Aztecs cruised into the quarterfinals of the NIT.

(4) KSU

MP	FG	3FG	FT	R	F	A	TO	B	S	TP	
Sutton	*18	2-5	0-0	0-0	6	3	0	1	0	1	4
Kent	*22	3-10	0-1	2-2	6	1	2	0	0	0	8
Colon	*15	1-3	0-0	0-0	3	2	0	2	0	0	2

Pullen	*18	0-4	0-3	3-4	2	2	1	2	0	0	3
Clemente	*34	5-15	1-5	1-1	1	3	3	5	0	1	12
Brown	26	2-4	0-2	2-3	1	1	0	3	0	1	6
Werner	2	0-2	0-2	0-0	0	0	0	0	0	0	0
Awaji	20	3-5	1-2	0-0	3	1	1	0	0	1	7
Samuels	22	1-6	0-2	1-2	1	4	1	3	2	2	3
Ojeleye	2	0-1	0-0	0-0	3	4	0	0	0	0	0
Anderson	21	2-5	0-0	3-4	6	1	0	1	1	1	7
Team											3
Totals	200	19-60	2-17	12-16	35	18	8	18	3	7	52

(1) SDSU

MP	FG	3FG	FT	R	F	A	TO	B	S	TP	
Spain	*31	5-13	0-2	6-7	7	2	2	2	0	2	16
Wade	*31	3-11	0-1	2-4	4	2	4	3	0	2	8
White	*24	6-6	0-0	3-4	4	3	1	0	3	1	15
Amoroso	*25	3-5	0-2	1-2	3	2	3	3	0	0	7
Williams	*32	4-5	2-4	3-2	3	2</					

National Postseason Tournaments

2009 NIT

(Semifinal)

Baylor 76, San Diego State 62
 March 31, 2009 • New York, N.Y.
 Madison Square Garden • Att.: 11,352

NEW YORK -- SDSU was eliminated in the semifinal round in Madison Square Garden, ending its run for its first NIT Championship in a 76-62 loss to Baylor.

The Aztecs' chances at victory were deflated behind the perimeter as Baylor successfully relied on the 3-point shot, shooting 11-22 from the arc to pull away with a convincing win.

The Bears were anchored by Curtis Jerrells in the first half where he dropped 19 of his 24 points. The Aztecs were able to manage a close game in the opening 11:45 as a basket by Ryan Amoroso gave San Diego State the lead, 21-20.

In the ensuing possession, Baylor's Jerrells hit a three-pointer that ignited a 10-0 run. But SDSU managed to fight back as they closed out the period trailing by one point, 34-35.

Baylor's hot shooting performance proved to be too much in the second half. A layup by Amoroso to start the period was the last lead SDSU enjoyed. Baylor was anchored by another key player, this time by LaceDarius Dunn who scored 14 of his 23 points in the second half and was a vital part of the Bears' 17-4 run.

(3) Baylor	MP	FG	3FG	FT	R	F	A	TO	B	S	TP
Rogers	*37	6-9	0-0	2-2	7	0	1	2	0	0	14
Lomers	*24	2-4	0-0	2-2	5	1	0	1	2	0	6
Jerrells	*35	8-11	3-5	6-11	4	2	4	1	0	3	25
Dunn	*35	7-12	6-9	3-4	6	1	2	3	0	0	23
Carter	*33	3-8	2-4	0-0	2	2	3	0	0	2	8
Ellis	1	0-0	0-0	0-0	0	1	0	0	0	0	0
Acy	1	0-0	0-0	0-0	0	0	0	1	1	0	0
Dugat	17	0-5	0-3	0-0	1	2	0	2	0	1	0
Diene	14	0-0	0-0	0-0	2	1	1	0	0	0	0
Jones	3	0-1	0-1	0-0	1	0	0	0	0	0	0
Team					0						
Totals	200	26-50	11-22	13-19	28	10	11	11	3	7	76

(1) SDSU	MP	FG	3FG	FT	R	F	A	TO	B	S	TP
Wade	*35	4-10	2-4	0-1	3	4	2	5	0	1	10
White	*29	4-5	0-0	2-2	4	4	0	0	0	1	20
Amoroso	*21	3-7	1-2	2-2	5	0	2	2	1	1	6
Williams	*34	0-7	0-5	0-0	5	4	4	1	0	3	10
Spain	*26	5-9	3-5	2-2	2	1	3	4	0	1	8
Island	0+	0-0	0-0	0-0	0	0	0	0	0	0	5
Horton	0+	0-0	0-0	0-0	0	0	0	0	0	0	2
Deutchman	0+	0-0	0-0	0-0	0	0	0	0	0	0	10
Thomas	0+	0-0	0-0	0-0	1	0	0	0	0	0	10
Gay	26	2-9	2-6	0-0	2	0	3	0	0	1	10
Shelton	18	4-6	1-1	1-1	7	4	1	1	1	0	10
Smith	0+	0-0	0-0	0-0	0	0	0	0	0	0	10
Cheriet	111	-2	0-0	0-2	1	0	0	2	0	0	10
Team					4						
Totals	200	23-55	9-23	7-10	34	17	15	15	2	8	62

Halftime: San Diego State 34, Baylor 35. FG %: Baylor 52.0, San Diego State 41.8. 3FG%: Baylor 50.0, San Diego State 39.1. FT%: San Diego State 70.0, Baylor 68.4. Officials: Jim Burr, Bob Donato, Earl Walton. Technicals: None.

2010 NCAA Tournament

(First Round)

No. 15/14 Tennessee 62, San Diego State 59
 March 18, 2010 • Providence, R.I.
 Dunkin' Donuts Center • Att.: 10,788

PROVIDENCE, R.I. -- San Diego State had its second-half rally fall short as the 11th-seeded Aztecs dropped a 62-59 decision to sixth-seeded and No. 15/14 Tennessee in the first round of the NCAA tournament.

SDSU found itself down 34-26 at halftime after shooting 32.1 percent from the field, including a 2-for-12 effort from three-point range. Despite the poor shooting, the Aztecs were in the game until a 12-7 Volunteer run to end the half propelled the SEC school to its advantage at intermission.

Coming out of the break, San Diego State methodically chipped away at its deficit and put together a 19-10 scoring run to give the Aztecs a 45-44 lead with 9:20 to go in regulation. The lead was short-lived after Tennessee scored six unanswered points and took a five-point lead.

Over the course of the final 5:13, SDSU stayed within striking distance and cut the Volunteer lead to one point on three different occasions, the last of which saw D.J. Gay connect on three free throws with nine seconds left after Melvin Goins fouled the Aztec guard on a three-point attempt.

Down by one with nine seconds to go, SDSU fouled Wayne Chism, who knocked down both attempts, and gave the Vols a three-point lead. After the successful attempts, San Diego State raced the ball down the court and Kawhi Leonard's three-point attempt was off the mark giving UT the win.

(11) SDSU	MP	FG	3FG	FT	R	F	A	TO	B	S	TP
Leonard	*33	5-15	0-4	2-2	10	3	2	2	3	2	12

White	*29	3-7	0-0	1-2	1	1	1	2	0	0	7
Thomas	*38	2-6	0-0	4-6	4	2	4	3	2	1	8
Gay	*40	4-8	2-6	6-6	3	2	1	1	0	0	16
Davis	*28	4-6	1-3	2-3	3	3	0	1	0	0	11
Shelley	3	0-3	0-1	0-0	1	1	1	0	0	0	0
Carlwell	13	1-3	0-1	1-2	6	0	0	0	0	0	3
Tapley	16	1-4	0-3	0-0	2	4	1	1	1	0	2
Team					3						
Totals	200	20-52	3-18	16-21	33	16	10	10	6	3	59

(6) UT	MP	FG	3FG	FT	R	F	A	TO	B	S	TP
Chism	*35	4-12	1-3	2-2	5	3	0	2	1	1	11
Williams	*22	0-3	0-0	2-2	8	4	1	1	0	0	2
Maze	*23	3-7	1-2	4-4	0	2	2	0	0	0	11
Prince	*32	5-9	0-1	5-8	6	2	2	2	1	1	15
Hopson	*26	3-9	2-5	0-0	3	2	3	3	0	1	8
McBee	5	0-2	0-1	0-0	1	1	0	0	0	0	0
Hall	8	0-1	0-0	0-0	2	1	1	0	0	0	0
Goins	19	5-7	4-5	1-2	1	1	0	0	0	0	15
Pearl	15	0-1	0-0	0-0	2	2	1	0	0	0	0
Tatum	15	0-1	0-0	0-0	1	1	0	2	1	0	0
Team					3						
Totals	200	20-52	8-17	14-18	32	19	10	11	3	3	62

Halftime: Tennessee 34, San Diego State 26. FG %: San Diego State 38.5, Tennessee 38.5. 3FG%: Tennessee 47.1, San Diego State 16.7. FT%: Tennessee 77.8, San Diego State 76.2. Officials: Paul H. Janssen, Gerry D. Pollard, Sean Casady. Technicals: None.

2011 NCAA Tournament

(First Round)

No. 6/5 San Diego State 68, Northern Colorado 50
 March 17, 2011 • Tucson, Ariz.
 McKale Center • Att.: 10,101

TUCSON, Ariz. -- No. 6/5 San Diego State, the No. 2 seed in the West Region, picked up its first-ever Division I NCAA tournament victory with a 68-50 win over 15th-seeded Northern Colorado.

The Aztecs, who were making their seventh NCAA Tournament appearance, snapped a six-game losing streak in the Division I tournament.

San Diego State struggled in the first half as they made just 32.4 percent of its shots, many of which were at the rim. Kawhi Leonard, Billy White and Chase Tapley, however, were effective as they combined for 26 of SDSU's 30 first-half points. Despite getting production from the aforementioned trio, the Aztecs had trouble stopping the Bears, but still led, 30-24, at halftime.

Early in the second half, NC's Devon Beitzel cut the SDSU lead to three with one of his six three-pointers, but the Aztecs had an answer. San Diego State received back-to-back threes from D.J. Gay and James Rahon, a jumper from Rahon, another three from Rahon and a jumper from White to turn in a 13-0 run, which gave SDSU a 16-point lead.

The Bears cut their deficit to 12 after consecutive buckets, but would get no closer as the Aztecs secured a spot in the third round against Temple.

(15) NC	MP	FG	3FG	FT	R	F	A	TO	B	S	TP
Kaba	*38	4-14	1-6	1-3	6	0	2	1	0	1	10
Kingman	*19	0-5	0-3	0-0	1	3	2	2	0	0	0
Montgomery	*33	1-6	0-1	0-0	12	0	1	1	0	0	2
Lloyd	*36	4-7	1-1	0-0	2	1	3	2	0	0	9
Beitzel	*37	8-17	6-10	3-3	3	2	0	1	0	1	25
Addo	9	1-2	0-0	0-2	0	0	0	0	0	0	2
Garnica	4	0-1	0-1	0-0	0	0	0	1	0	0	0
Unruh	5	0-0	0-0	0-0	1	0	0	0	0	0	0
Proctor	19	1-4	0-0	0-0	6	1	0	0	0	0	2
Team					2						
Totals	200	19-56	8-22	4-8	33	7	8	9	0	2	50

(2) SDSU	MP	FG	3FG	FT	R	F	A	TO	B	S	TP
Thomas	*26	2-6	0-0	0-1	4	1	1	0	1	0	4
Leonard	*36	9-14	3-5	0-0	10	2	2	1	0	0	21
White	*34	5-13	1-2	1-2	13	2	2	1	0	3	12
Tapley	*27	5-11	2-6	2-3	4	2	3	1	1	1	14
Gay	*34	2-11	1-5	0-0	4	0	3	0	1	0	5
Carlwell	10	0-2	0-0	0-0	4	1	0	0	1	0	0
Shelton	10	0-2	0-1	0-0	2	0	0	0	0	0	0
Rahon	21	4-7	2-3	2-2	1	0	0	0	0	0	12
Franklin, J.	2	0-0	0-0	0-0	0	0	0	0	0	0	0
Team					3						
Totals	200	27-66	9-22	5-8	45	8	11	4	5	5	68

Halftime: San Diego State 30, Northern Colorado 24. FG%: San Diego State 40.9, Northern Colorado 33.9. 3FG%: San Diego State 40.9, Northern Colorado 36.4. FT%: San Diego State 62.5, Northern Colorado 50.0. Officials: Ted Valentine, Greg Nixon, Terry M. Moore. Technicals: None.

2011 NCAA Tournament

(Second Round)

No. 6/5 San Diego State 71, Temple 64 (2ot)
 March 19, 2011 • Tucson, Ariz.
 McKale Center • Att.: 11,127

TUCSON, Ariz. -- No. 6/5 San Diego State needed two overtime sessions to hold off Temple, 71-64, in the third round of the NCAA tournament.

The Aztecs, who went 15,713 days between NCAA tournament victories and entered the tourney having never won a Division I NCAA tournament game, found themselves with two wins in nearly 50 hours and a spot in the Sweet 16.

Getting to the regional semifinals looked like a lock in the first half as SDSU was rolling and enjoying an 11-point lead with 3:13 left before halftime. Temple, however, closed the gap in a hurry, rattling off six straight points to trail, 36-31, at the break.

In the second half, things still looked promising for the Aztecs as they led, 52-45, with 7:16 remaining in regulation. But as the clock ticked, San Diego State had a hard time finding the bottom of the net and defending the Owls. After Billy White's jumper with 7:16 left, Temple went on a 9-2 run to tie the game at 54. SDSU's Chase Tapley had a chance to win the game in the final seconds, but his driving layup was contested and off the mark.

In the first OT, Juan Fernandez immediately hit a three and scored the Owls' first five points, but Kawhi Leonard answered with four straight points and was followed by a three-point play from Malcolm Thomas. Again, the Aztecs had a chance to win the game in the final moments, but Thomas' bulky jumper missed.

In what proved to be the final five minutes, SDSU buckled down defensively and continued to go to the hoop, which resulted in it outscoring Temple, 10-3, to secure the victory.

(7) TU	MP	FG	3FG	FT	R	F	A	TO	B	S	TP
Allen	*50	5-16	0-1	2-2	11	1	3	0	1	0	12
Jefferson	*50	2-8	0-0	1-3	12	2	2	0	0	0	5
Fernandez	*38	5-16	4-6	0-0	1	3	0	1	0	0	14
Brown	*9	1-3	0-1	0-0	0	1	1	0	0	0	2
Moore	*49	7-12	1-2	2-2	4	4	2	4	0	0	17
Wyatt	41	5-11	1-4	3-4	2	3	4	3	0	2	14
Dileo	12	0-0	0-0	0-0	0	1	1	0	1	0	0
Randall	1	0-0	0-0	0-0	0	0	0	1	0	0	0
Team					5						
<											

National Postseason Tournaments

on an 9-3 run to spoil the Aztecs' comeback and clinch the victory.

(3) UCONN	MP	FG	3FG	FT	R	F	A	TO	B	S	TP
Olander	*5	1-2	0-0	0-0	1	0	0	0	0	0	2
Smith	*32	2-4	1-2	0-0	8	3	1	1	2	1	5
Oriakhi	*35	2-7	0-0	1-2	9	3	2	2	1	0	5
Lamb	*30	9-11	3-3	3-4	2	3	1	1	0	1	24
Walker	*40	12-25	4-8	8-10	3	1	3	4	0	2	36
Beverly	3	0-0	0-0	0-0	0	2	0	0	0	0	0
Coombs-McDaniel	24	0-3	0-1	0-0	4	1	0	0	0	0	0
Giffey	1	0-0	0-0	0-0	0	1	0	0	0	0	0
Napier	21	1-5	0-2	0-0	3	2	6	1	0	1	2
Okwandu	9	0-0	0-0	0-0	0	0	0	0	0	0	0
Team					5						
Totals	200	27-57	8-16	12-16	35	16	13	9	3	5	74

(2) SDSU	MP	FG	3FG	FT	R	F	A	TO	B	S	TP
Thomas	*33	6-11	0-0	1-4	8	2	3	0	0	0	13
Leonard	*29	5-12	1-4	1-2	9	4	4	2	0	0	12
White	*39	6-8	0-0	2-4	4	2	2	1	0	1	14
Tapley	*32	2-10	1-7	0-0	3	3	2	2	1	0	5
Gay	*35	5-15	4-9	2-3	4	1	0	3	0	2	16
Carlwell	7	1-3	0-0	0-0	1	0	0	0	0	0	2
Shelton	1	0-0	0-0	0-0	0	0	0	0	0	0	0
Rahon	18	1-4	1-2	0-0	1	0	2	0	0	0	3
Franklin, J.	6	1-1	0-0	0-0	2	2	1	1	0	1	2
Team					5						
Totals	200	27-64	7-22	6-13	37	14	14	9	1	4	67

Halftime: Connecticut 36, San Diego State 27. **FG%:** Connecticut 47.4, San Diego State 42.2. **3FG%:** Connecticut 50.0, San Diego State 31.8. **FT%:** Connecticut 75.0, San Diego State 46.2. **Officials:** Tom O'Neill, Steve Olson, Patrick Adams. **Technical:** San Diego State - Kawhi Leonard, Jamaal Franklin.

2012 NCAA Tournament

(First Round)

North Carolina State 79, No. 22/23 San Diego State 65 March 16, 2012 • Columbus, Ohio Nationwide Arena • Att.: 17,030

COLUMBUS, Ohio — No. 22/23 San Diego State was unable to advance past the second round of the NCAA tournament, dropping a 79-65 decision to No. 11 seed North Carolina State at Nationwide Arena.

SDSU found itself down by just four, 33-29, at the half despite shooting 37.9 percent from the field. The Aztecs, however, shot 40 percent from three-point range compared to the 16.7 percent by the Wolfpack. NC State's 51.9 shooting percentage and 20-13 rebound advantage made up for the lack of three-point shots.

Coming out of the break, San Diego State managed to cut the deficit to one on a three-pointer by Chase Tapley. That would be short lived as North Carolina State used an 8-2 run to extend its lead to 43-36.

The Aztecs kept it close despite being down by as many as nine points and managed to pull within three after scoring on five consecutive possessions. Wolfpack head coach Mark Gottfried then called a timeout that sparked a 9-4 run and extended NC State's lead to 10 with 5:37 remaining.

From there, the Wolfpack never looked back and eventually won by a 14-point margin.

(11) NCSU	MP	FG	3FG	FT	R	F	A	TO	B	S	TP
Howell	*28	10-12	0-0	2-4	2	4	2	1	1	1	22
Leslie	*32	5-10	0-1	5-9	5	3	1	1	0	0	15
Wood	*32	4-8	1-4	1-1	3	2	0	1	1	0	10
Brown	*40	5-9	2-2	5-6	9	1	8	5	1	2	17
Williams	*34	3-7	0-0	0-0	7	1	2	0	0	0	6
Painter	19	4-5	0-0	1-1	2	2	0	1	0	0	9
Johnson	15	0-2	0-2	0-0	3	0	0	1	0	0	0
Team					7						
Totals	200	31-53	3-9	14-21	38	13	13	10	3	3	79

(6) SDSU	MP	FG	3FG	FT	R	F	A	TO	B	S	TP
Shelton	*13	0-2	0-0	0-0	2	4	1	0	0	0	0
Thames	*36	2-8	0-2	1-2	3	2	1	2	0	1	5
Rahon	*34	5-11	1-5	0-0	3	1	0	1	0	0	11
Franklin, J.	*37	6-15	4-9	7-7	8	4	2	3	1	1	23
Tapley	*36	7-18	3-7	2-3	6	2	4	2	0	1	19
Franklin, L.	4	0-1	0-0	0-0	0	1	0	0	0	0	0
Green	22	1-4	0-0	0-0	1	1	0	0	1	0	2
Stephens	18	2-2	0-0	1-2	2	3	0	0	0	0	5
Team					4						
Totals	200	23-61	8-23	11-14	29	17	9	9	2	3	65

Halftime: North Carolina State 33, San Diego State 29. **FG%:** North Carolina State 58.5, San Diego State 37.7. **3FG%:** San Diego State 34.8, North Carolina State 33.3. **FT%:** San Diego State 78.6, North Carolina State 66.7. **Officials:** Doug Shows, Mike Nance, Bert Smith. **Technical:** None.

2013 NCAA Tournament

(First Round)

San Diego State 70, Oklahoma 55 March 22, 2013 • Philadelphia, Pa. Wells Fargo Center • Att.: 20,125

PHILADELPHIA - Seventh-seeded San Diego State rallied from a nine-point first-half deficit to beat 10th-seeded Oklahoma, 70-55, in the second round of the NCAA Tournament at Wells Fargo Center.

The win marked the third in program history and the third in the last three seasons for SDSU, which was 0-6 in the NCAA tournament prior to the 2011 campaign.

Jamaal Franklin led the way for the Aztecs with 21 points, eight rebounds, five assists and two steals. James Rahon added 17 points in 19 minutes off the bench and DeShawn Stephens collected a career-high 11 boards.

The Sooners broke the game open midway through the first half as a 12-0 surge propelled them to a 23-14 lead with 9:40 to go in the first half. The Aztecs, however, closed on a 17-10 run to trail, 33-31, at halftime.

In the final 20 minutes, SDSU took control of the boards, aided by five offensive and defensive rebounds by Stephens, and subsequently took control of the game.

Oklahoma led 36-35 with 18:03 left in regulation and it marked the final time the Sooners would have the lead. After OU tied the game at 48-48, SDSU went on an 8-0 run and never looked back. Romero Osby temporarily stopped the Aztec surge with a three-pointer, but San Diego State responded with seven unanswered points to move ahead by 12 with 2:11 to play and eventually sealed the 15-point victory.

SDSU finished with a 40-29 rebounding advantage after being minus-2 in the category at halftime. The Aztecs also held the Sooners to 37.0-percent shooting in the second half, while shooting 46.2 percent in the final 20 minutes themselves. SDSU also set a season-high for free-throw accuracy, finishing at 94.1 percent.

(10) OU	MP	FG	3FG	FT	R	F	A	TO	B	S	TP
M'Baye	*24	4-10	0-3	0-0	4	3	1	1	0	0	8
Osby	*37	9-15	2-3	2-3	8	3	2	1	0	1	22
Grooms	*18	1-3	1-2	0-0	0	1	3	2	0	0	3
Pledger	*22	1-8	1-6	0-0	2	4	0	0	0	0	3
Hornbeak	*24	2-5	0-2	1-2	2	4	1	0	0	1	5
Hield	25	2-5	0-3	0-0	4	3	1	2	0	1	4
Fitzgerald	3	0-0	0-0	0-0	0	0	0	0	0	0	0
Cousins	22	2-6	1-1	1-3	5	2	2	2	0	1	6
Neal	9	0-1	0-1	0-0	2	0	0	0	0	0	0
Clark	16	2-5	0-0	0-0	1	0	0	1	2	2	4
Team					1						
Totals	200	23-58	5-21	4-8	29	20	10	9	2	6	55

(7) SDSU	MP	FG	3FG	FT	R	F	A	TO	B	S	TP
O'Brien	*28	2-3	0-0	2-2	4	2	3	2	1	0	6
Stephens	*26	3-6	0-0	1-2	11	2	1	2	1	0	7
Thames	*34	2-9	1-4	0-0	6	0	4	3	0	1	5
Franklin, J.	*37	6-13	2-3	7-7	8	3	5	2	0	2	21
Tapley	*28	3-10	1-4	3-3	3	2	2	1	0	1	10
Spencer	14	1-2	0-0	0-0	0	0	0	0	1	0	2
Rahon	19	6-11	2-4	3-3	2	1	0	0	0	1	17
Shepard	14	1-2	0-0	0-0	2	1	0	1	0	0	2
Team					4						
Totals	200	24-56	6-15	16-17	40	11	15	11	3	5	70

Halftime: Oklahoma 33, San Diego State 31. **FG%:** San Diego State 42.9, Oklahoma 39.7. **3FG%:** San Diego State 40.0, Oklahoma 23.8. **FT%:** San Diego State 94.1, Oklahoma 50.0. **Officials:** Ed Corbett, Lamar Simpson, Ron Groover. **Technical:** None.

2013 NCAA Tournament

(Second Round)

Florida Gulf Coast 81, San Diego State 71 March 24, 2013 • Philadelphia, Pa. Wells Fargo Center • Att.: 20,125

PHILADELPHIA - Looking to advance to the Sweet 16 for the second time in three seasons, seventh-seeded SDSU's bid fell short as it fell to 15th-seeded Florida Gulf Coast, 81-71, in the third round of NCAAs.

With the win, the Eagles became the first 15-seed in NCAA history to reach the Sweet 16. For the Aztecs, the loss ended their season with a 23-11 record.

SDSU received 20 points and 11 rebounds from Jamaal Franklin and Chase Tapley poured in 17 points. James Rahon and DeShawn Stephens, meanwhile, added 12 and 10 points, respectively.

The first half was a fairly close affair. Florida Gulf Coast jumped out to an early 7-2 lead, but San Diego State answered with a 12-0 run to take a five-point lead of its own. No team led by more than four points the rest of the half until a 7-3 SDSU spurt propelled the Aztecs to a 35-29 lead with 2:20 to go. The Eagles, however, closed the first half with five straight points and San Diego State led, 35-34, at halftime.

The game remained tight over the course of the first eight minutes of the

second half. An Xavier Thames jumper in the paint brought the Aztecs to within, 54-52, with 11:33 to play. FGCU, however, caught fire from the field and forced San Diego State into quick shots, which turned into a 17-0 Eagles run.

During the deciding surge, SDSU went scoreless for 7:14 before Thames made a layup with four minutes left in regulation. At this juncture, the Aztecs trailed by 17 and their hole was too deep.

(15) FGCU	MP	FG	3FG	FT	R	F	A	TO	B	S	TP
McKnight	*26	4-7	0-0	1-2	4	2	0	2	4	2	9
Fielier	*33	5-7	0-1	1-1	3	1	1	1	1	1	11
Comer	*31	5-14	0-2	0-0	2	4	14	3	0	1	10
Thompson	*34	9-15	2-6	3-4	4	0	2	1	0	5	23
Brown	*26	6-8	2-3	3-4	8	3	2	1	0	2	17
Varidel	24	4-7	3-5	0-0	2	0	1	3	0	1	11
Cvijeticanin	4	0-1	0-1	0-0	0	2	0	1	0	0	0
Murray	16	0-0	0-0	0-0	2	0	0	0	0	1	0
Graf	6	0-0	0-0	0-0	2	1	1	1	0	0	0
Team					4						
Totals	200	33-59	7-18	8-12	31	13	21	13	5	13	81

(7) SDSU	MP	FG	3FG	FT	R	F	A	TO	B	S	TP
O'Brien	*21	1-1	0-0	0-0	1	1	0	1	1	0	2
Stephens	*23	4-4	0-0	2-2	5	3	0	0	2	0	10
Thames	*37	3-8	1-3	1-2	3	1	6	2	1	2	8
Franklin, J.	*36	8-13	2-6	2-2	11	4	5	0	4	0	20
Tapley	*32	7-18	3-8	0-0	3	1	2	3	1	2	17
Spencer	11	0-3	0-0	0-0	4	0	0	2	1	0	0
Rahon	24	4-12	2-6	2-3	3	3	1	3	0	2	12
Shepard	16	0-2	0-0	2-4	3	1	3	1	0	0	2
Team					1						
Totals	200	27-61	8-23	9-13	34	11	16	17	6	10	71

Halftime: San Diego State 35, Florida Gulf Coast 34. **FG%:** Florida Gulf Coast 55.9, San Diego State 44.3. **3FG%:** Florida Gulf Coast 38.9, San Diego State 34.8. **FT%:** San Diego State 69.2, Florida Gulf Coast 66.7. **Officials:** Jamie Luckie, Lamar Simpson, Gergory Nixon. **Technical:** None.

2014 NCAA Tournament

(First Round)

No. 13/11 San Diego State 73, New Mexico State 69 March 20, 2014 • Spokane, Wash. Spokane Veterans Memorial Arena • Att.: 10,862

SPOKANE, Wash. - San Diego State finally put away a pesky New Mexico State team, outscoring the Aggies, 13-9, in overtime for a 73-69 victory in the second round of the NCAA tournament.

The fourth-seeded Aztecs led by as many as 14 points in the first half, 12 at the break and seven with just 1:01 left in the second half, but 13th-seeded NMSU found a way to comeback and tie the game at 60-60 on a three-pointer by Kevin Aronis with six seconds left.

Xavier Thames had a chance to win it in regulation, but his shot rimmed out as time expired forcing OT.

SDSU, however, took control in the extra session as Thames and Dwayne Polee II scored five points apiece to move San Diego State into the third round against 12th-seeded North Dakota State.

The Aztecs, who never trailed in the game, made 7 of 10 free-throws in overtime to

National Postseason Tournaments

Polee II	29	4-8	1-3	6-9	6	1	0	1	1	0	15
Quinn	9	0-2	0-1	2-2	1	1	0	0	0	0	2
Johnson	1	0-0	0-0	0-0	0	1	0	0	0	0	0
Shrigley	16	2-5	2-2	0-0	2	0	0	1	1	0	6
Team					5						
Totals	225	23-59	6-17	21-27	40	18	9	11	9	8	73

Halftime: San Diego State 32, New Mexico State 20. **FG%:** New Mexico State 40.0, San Diego State 38.5. **3FG%:** New Mexico State 31.3, San Diego State 35.3. **FT%:** New Mexico State 60.0, San Diego State 77.8. **Officials:** Doug Shows, James Breeding, Lee Cassell. **Technical:** None.

2014 NCAA Tournament

(Second Round)

No. 13/11 San Diego State 63, North Dakota State, 44 March 22, 2014 • Spokane, Wash. Spokane Veterans Memorial Arena • Att.: 11,623

SPOKANE, Wash. - Xavier Thames scored 30 points to lead fourth-seeded San Diego State past 12th-seeded North Dakota State, 63-44, and into a spot in the Sweet 16 for the second time in program history.

It was the second career 30-point game for Thames and the most points ever in the postseason (NCAA or NIT) by an Aztec player.

Thames was 9 for 19 from the field, including 4 for 9 from the 3-point arc and 8 of 9 from the free-throw line, with five assists. His 30 points were one off a career high of 31, set earlier in the year.

The win was the 31st for SDSU and propelled the team into the Sweet 16 in Anaheim.

San Diego State's defense proved to be too much for the Bison, which came into the game with the top field-goal percentage (51.0) in the country. Additionally, SDSU held NDSU to 31.9 percent shooting and two 3-pointers.

(12) NDSU	MP	FG	3FG	FT	R	F	A	TO	B	S	TP
Wright	*20	2-4	0-1	0-0	5	4	0	1	0	0	4
Bjorklund	*31	3-7	0-0	2-3	1	2	1	3	0	0	8
Alexander	*38	1-8	1-5	0-0	3	3	2	0	0	0	3
Brown	*38	4-7	1-1	4-4	4	3	1	0	2	1	13
Braun	*37	2-14	0-3	3-4	5	3	1	1	0	0	7
Newell	1	0-0	0-0	0-0	0	0	0	0	0	0	0
Felt	2	0-0	0-0	0-1	0	1	0	0	0	0	0
Chackal	1	0-0	0-0	0-0	0	0	0	0	0	0	0
Dupree	4	1-1	0-0	0-1	1	0	0	0	0	0	2
Kading	20	1-4	0-1	2-2	3	1	0	0	0	0	4
Werner	1	0-0	0-0	1-2	0	0	0	0	0	0	1
Anberg	7	1-2	0-0	0-0	2	0	0	1	0	0	1
Team					3						
Totals	200	15-47	2-11	12-17	27	17	5	6	2	1	44

(4) SDSU	MP	FG	3FG	FT	R	F	A	TO	B	S	TP
Spencer	*27	0-1	0-0	0-0	4	4	0	0	1	0	0
Shepard	*15	1-6	0-1	1-2	1	1	1	1	0	0	3
O'Brien	*30	2-4	0-0	2-5	5	1	0	1	0	0	4
Davis	*34	2-4	0-0	2-5	13	3	2	1	1	2	6
Thames	*35	9-19	4-9	8-9	1	5	3	0	1	30	
Allen	1	0-0	0-0	0-0	0	1	0	0	0	0	0
Polee II	30	4-8	2-4	5-6	6	2	0	0	0	0	15
Quinn	12	2-3	1-1	0-0	2	3	0	0	0	1	5
Williams	1	0-0	0-0	0-0	0	0	0	0	0	0	0
Johnson	1	0-0	0-0	0-0	0	0	0	0	0	0	0
Shrigley	14	0-1	0-1	0-0	3	0	0	0	0	0	0
Team					3						
Totals	200	19-44	7-16	18-24	38	16	8	6	2	4	63

Halftime: San Diego State 30, North Dakota State 23. **FG%:** North Dakota State 31.9, San Diego State 43.2. **3FG%:** North Dakota State 18.2, San Diego State 43.8. **FT%:** North Dakota State 70.6, San Diego State 75.0. **Officials:** Pat Adams, James Breeding, Ray Natli. **Technical:** None.

2014 NCAA Tournament

(Sweet 16)

No. 4/5 Arizona 70, No. 13/11 San Diego State 64 March 27, 2014 • Anaheim, Calif. Honda Center • Att.: 17,773

ANAHEIM, Calif. - Fourth-seeded San Diego State led top-seeded Arizona with under eight minutes to play, was tied with seven minutes left and trailed by one with 3:30 remaining in regulation, but could not pull the upset as the Wildcats came from behind to win, 70-64. The victory sent Arizona to the Elite Eight.

The rematch from the second game of the season was a see-saw affair until SDSU turned a 22-20 deficit into a 29-22 lead. After a Rondae Hollis-Jefferson lay-up to break the 9-0 run, Dwayne Polee II canned a three-pointer to put San Diego State ahead by eight, 32-24.

The Aztecs had an opportunity to put the Wildcats away right before halftime,

but missed their final three shots and committed two turnovers. Arizona, meanwhile, scored four points the rest of the way to trail San Diego State by just four at halftime.

Despite the missed chance to pull away, the Aztecs stuck to the game plan in the second half and eventually got their lead back up to eight points with 16:41 left in the second half thanks to six points from Xavier Thames.

In just over two minutes, however, Arizona was back within two. A Thames jumper temporarily halted the Wildcats' momentum, but the teams traded baskets over the next few minutes with Arizona taking its first lead, 50-49 (7:19), since 7:47 left in the first half.

Nick Johnson, the Pac-12 Player of the Year, missed his first nine shots, but with SDSU trailing by three points, Winston Shepard lost control of the ball near midcourt and Johnson was wide open for a lay-up to put Arizona up, 56-51, with 2:44 left. Johnson scored 13 consecutive points for UA and 15 of the team's final 16.

(4) SDSU	MP	FG	3FG	FT	R	F	A	TO	B	S	TP
Spencer	*22	1-1	0-0	3-4	7	4	0	1	2	0	5
Shepard	*28	3-8	0-1	3-5	3	3	4	0	0	0	9
O'Brien	*34	1-5	0-0	4-6	4	2	0	1	0	0	6
Davis	*39	2-5	0-0	2-2	14	4	2	1	0	0	6
Thames	*35	9-22	1-6	6-6	1	3	1	1	0	0	25
Polee II	27	5-9	3-5	0-0	3	2	0	0	0	2	13
Quinn	5	0-0	0-0	0-0	1	0	0	0	0	0	0
Shrigley	10	0-4	0-2	0-0	0	2	0	0	0	0	0
Team					4			2			
Totals	200	21-54	4-14	18-23	37	20	4	10	2	2	64

(1) UA	MP	FG	3FG	FT	R	F	A	TO	B	S	TP
Gordon	*39	7-9	1-1	0-3	6	4	2	1	2	0	15
Tarczewski	*20	3-3	0-0	1-2	1	4	1	2	2	0	7
York	*27	1-6	1-4	1-2	2	2	4	0	0	0	4
McConnell	*35	5-9	1-1	0-0	4	0	3	2	0	1	11
Johnson	*39	2-12	1-5	10-10	8	1	3	1	0	1	15
Mayes	7	0-0	0-0	0-0	0	0	1	0	0	0	0
Hollis-Jefferson	29	4-8	0-0	7-8	6	5	0	1	0	0	15
Pitts	4	1-1	1-1	0-0	0	0	0	0	0	0	3
Team					2						
Totals	200	23-48	5-12	19-25	29	16	14	7	4	2	70

Halftime: San Diego State 32, Arizona 28. **FG%:** Arizona 47.9, San Diego State 38.9. **3FG%:** Arizona 41.7, San Diego State 28.6. **FT%:** San Diego State 78.3, Arizona 76.0. **Officials:** Jamie Luckie, Michael Stephens, DJ Carstensen. **Technical:** None.

2015 NCAA Tournament

(First Round)

San Diego State 76, St. John's 64 March 20, 2015 • Charlotte, N.C. Time Warner Cable Arena • Att.: 16,945

CHARLOTTE, N.C. - Eighth-seeded San Diego State used a balanced attack to defeat ninth-seeded St. John's, 76-64, in the second round of the NCAA tournament. SDSU shot 47.2 percent from the floor, including 40.9 percent from three-point range, and outrebounded the Red Storm, 40-32, and enjoyed a 13-7 advantage in offensive rebounds to earn a spot in the third round.

The Aztecs were buoyed by an impressive shooting display from deep in the first half. Dwayne Polee II was 4-for-6 and Matt Shrigley was 3-for-3 from behind the arc to help San Diego State take a 40-33 lead at halftime.

In the second half, SDSU opened with another three-pointer from Polee II to bump its lead to double figures, a margin the Aztecs would enjoy for most of the period. The Red Storm twice cut its deficit to seven points, the last of which occurred with 6:57 left in regulation. San Diego State, however, answered with six straight points to take a 66-53 lead with 3:22 to go.

St. John's responded by going on a 7-2 spurt to get its hole down to eight points with two minutes left, but SDSU made its next seven free-throws to put the game away.

(9) SJU	FG	3FG	FT	R	F	TP	A	TO	B	S	MP
Pointer*	9-16	0-2	3-4	10	4	21	2	4	2	2	39
Branch*	3-6	0-1	0-0	3	4	6	0	1	0	0	39
Greene IV*	4-11	1-4	0-0	4	3	9	1	1	0	1	39
Harrison*	7-16	1-6	3-4	9	5	18	2	2	0	1	39
Jordan*	4-7	1-2	1-3	3	3	10	1	2	0	3	21
Jones	0-1	0-0	0-0	0	0	0	0	0	0	0	10
Lipscomb	0-0	0-0	0-0	1	0	0	0	0	0	0	1
Balamou	0-0	0-0	0-0	0	0	0	0	0	0	0	1
Alibegovic	0-2	0-2	0-0	1	2	0	0	0	0	0	6
De La Rosa	0-0	0-0	0-0	0	0	0	0	0	0	0	4
Ndaye	0-0	0-0	0-0	0	0	0	0	0	0	0	1
Team				1							
Totals	27-59	3-17	7-11	32	21	64	6	10	2	7	200

(8) SDSU	FG	3FG	FT	R	F	TP	A	TO	B	S	MP
Spencer*	4-6	0-0	2-4	7	1	10	0	0	2	1	22
Polee II*	5-7	5-7	0-1	3	1	15	0	1	0	3	19
Shepard*	1-8	0-3	5-6	5	4	7	1	4	0	1	26
O'Brien*	8-12	0-0	2-2	4	1	18	2	4	0	0	34
Quinn*	1-6	0-3	0-1	2	2	5	1	0	0	0	19
Chol	0-1	0-0	0-0	5	1	0	1	0	0	0	9

Allen	0-0	0-0	0-0	0	0	0	0	0	0	0	0+
Kell	0-4	0-3	6-12	3	2	6	1	1	0	0	21
Pope	2-4	0-1	2-4	7	0	6	1	1	1	0	24
Shrigley	4-5	4-5	0-0	2	0	12	1	0	0	0	26
Team				2							1
Totals	25-53	9-22	17-30	40	12	76	12	13	3	5	200

Halftime: San Diego State 40, St. John's 33. **FG%:** San Diego State 47.2, St. John's 45.8. **3FG%:** San Diego State 40.9, St. John's 17.6. **FT%:** St. John's 63.6, San Diego State 56.7. **Officials:** Bryan Kersey, Lamont Simpson, Thomas O'Neill. **Technical:** None.

2015 NCAA Tournament

(Second Round)

No. 4/5 Duke 68, San Diego State 49 March 22, 2015 • Charlotte, N.C. Time Warner Cable Arena • Att.: 18,482

CHARLOTTE, N.C. - Eighth-seeded San Diego State could not solve top-seeded Duke's front line and fell, 68-49, in the third round of the NCAA tournament.

The Blue Devils' front court of Jahlii Okafor and Justise Winslow put up dominating performances. Okafor finished with a game-high 26 points, while adding six rebounds and three blocked shots. Winslow, meanwhile, had 13 points, game highs of 12 rebounds, five assists and four steals, and three blocked shots.

Duke asserted itself early by scoring the first eight points and led, 15-4, after consecutive buckets from Quinn Cook, which forced SDSU to call timeout.

The Blue Devils took a 28-13 lead with 5:15 left in the first half on an Okafor layup. The freshman's basket gave him 14 points, which was one more than SDSU had as a team. San Diego State closed the half on a 7-2 run to make the score 37-24 entering the locker room.

The Aztecs made a run early in the second half, spurred by a pair of Malik Pope three-pointers. After an Okafor jumper to open the period, SDSU embarked on a 13-5 run to cut its deficit to 44-37 with 12:42 left in the game. Cook answered with a three, which was followed by a Winslow dunk and Duke was on its way to a 11-0 run to put the Blue Devils out in front by 18.

Aqeel Quinn made two free-throws to put an end to the spurt, but Duke scored 11 of the game's next 13 points to put the contest away.

(8) SDSU	FG	3FG</
----------	----	-------

National Postseason Tournaments

more shots than it did in the first, but it was not enough as the Aztecs enjoyed a lead no smaller than 19 points in the final 20 minutes.

Joining Shepard in double figures in scoring was Malik Pope, who had 15 points and eight rebounds, and Dakarai Allen, who finished with 10 points.

(7) IPFW	FG	3FG	FT	R	F	TP	A	TO	B	S	MP
Reed*	5-13	0-4	7-7	5	2	17	0	5	0	1	33
Calhoun*	1-5	0-0	0-0	1	2	2	1	2	4	0	18
Konchar*	4-9	0-2	2-2	18	1	10	4	1	0	6	40
Landis*	5-15	4-9	0-0	3	4	14	1	6	0	1	38
Calder*	0-10	0-5	0-0	2	2	0	2	1	0	0	32
Stewart	2-4	1-2	0-0	1	4	5	0	0	0	1	24
Ruise Jr.	1-3	1-1	1-2	1	1	4	1	1	0	0	8
Harrrell	1-1	1-1	0-0	0	0	3	0	0	0	0	1
Talla	0-1	0-1	0-0	0	0	0	0	0	0	0	5
Poulter	0-0	0-0	0-0	0	0	0	0	0	0	0	1
Team				1							
Totals	19-61	7-25	10-11	32	16	55	9	16	4	9	200

(2) SDSU	FG	3FG	FT	R	F	TP	A	TO	B	S	MP
Spencer*	0-1	0-0	0-0	3	0	0	0	1	2	1	15
Shepard*	4-10	0-2	2-2	10	0	10	12	6	0	2	36
Pope*	6-10	3-4	0-0	8	0	15	0	0	2	0	25
Allen*	5-9	0-1	0-0	2	1	10	1	1	1	0	19
Kell*	3-7	2-5	0-1	3	1	8	0	0	0	0	20
Chol	3-3	0-0	1-2	2	2	7	0	0	0	0	14
Williams	0-0	0-0	0-0	2	2	0	0	0	0	0	9
Cheatham	4-5	0-0	1-2	4	3	9	1	5	1	0	16
Perez	1-2	0-1	0-0	0	0	2	0	0	0	2	5
Shrigley	2-5	2-4	0-1	2	1	6	2	0	1	0	18
U'u	0-1	0-0	0-0	0	2	0	1	1	0	0	3
Federico	1-1	1-1	0-0	0	0	3	0	0	0	0	3
Hemsley	3-6	1-4	2-2	2	2	9	1	0	0	1	17
Team				1							
Totals	32-60	9-22	6-10	37	14	79	18	14	7	6	200

Halftime: San Diego State 40, IPFW 22. FG%: San Diego State 53.3, IPFW 31.1. 3FG%: San Diego State 40.9, IPFW 28.0. FT%: IPFW 90.9, San Diego State 60.0. Officials: Mike Scyphers, D.G. Nelson, Deron White. Technicals: None.

2016 NIT

(Second Round)

San Diego State 93, Washington 78 March 21, 2016 • San Diego, Calif. Viejas Arena • Att.: 12,414

SAN DIEGO - San Diego State ended the first half on an 18-5 run, turning a three-point SDSU lead into a 16-point cushion and then fended off a second-half Washington run to defeat the visiting Huskies, 93-78, in front of a sold-out Viejas Arena crowd.

The Aztecs led by 11 points midway through the first half only to have Washington embark on a 12-4 run to trail, 27-24, with 5:19 left. SDSU, however, answered with a three-pointer from Malik Pope and a dunk from Skylar Spencer to jump start the aforementioned 18-5 run, which was punctuated by a Matt Shrigley trey with five seconds left to give the Aztecs a 45-29 lead at halftime.

San Diego State kept its double-digit lead intact for more than the first 10 minutes of the second half. It was when the clock dipped under 12 minutes to play, however, when the Huskies made their run at the Aztecs.

After Angelo Chol made two free throws, Marquese Chriss threw down a dunk to pull Washington to within 16 points. Eight combined misses from both teams highlighted the next minute and a half before Dejourne Murray made a layup to end the drought for both teams.

Washington's four unanswered points turned into an 11-0 run that made it a 69-64 game with 7:21 left in the second half. The Aztecs weathered the storm and had an answer for each Huskies basket and eventually built an 11-point lead with 3:28 to go before winning by 15.

(3) UW	FG	3FG	FT	R	F	TP	A	TO	B	S	MP
Chriss*	6-14	1-2	6-7	4	5	19	0	2	2	2	21
Thybulle*	2-3	0-1	0-0	2	4	4	1	0	1	0	20
Dime*	1-1	0-0	0-0	1	4	2	0	0	1	0	10
Murray*	8-23	0-3	4-6	9	3	20	5	2	0	3	36
Andrews*	4-13	1-3	8-11	2	1	17	6	4	0	1	37
Crisp	0-3	0-2	0-0	3	1	0	1	1	0	1	15
Green	2-4	2-2	3-6	3	4	9	0	0	1	0	28
Duruisseau	3-6	0-1	1-1	8	3	7	0	0	1	0	30
Darsey	0-1	0-1	0-0	1	1	0	0	0	0	0	3
Team				5							
Totals	26-68	4-15	22-31	38	26	78	13	7	6	7	200

(2) SDSU	FG	3FG	FT	R	F	TP	A	TO	B	S	MP
Spencer*	3-3	0-0	0-3	5	3	6	2	0	4	0	26
Shepard*	7-12	0-0	6-6	10	3	20	4	4	0	1	34
Pope*	3-8	1-2	3-6	12	2	10	0	1	1	0	32
Allen*	3-8	0-1	4-5	4	2	10	0	0	0	21	
Kell*	5-12	2-3	4-4	0	3	16	0	3	0	0	21
Chol	0-2	0-0	2-2	3	0	2	0	1	0	0	7
Cheatham	1-2	0-0	2-2	4	1	4	0	2	0	0	14

Shrigley	4-5	4-4	0-0	0	2	12	0	0	0	0	19
Hemsley	4-15	0-2	5-8	1	5	13	5	0	1	1	26
Team				9							
Totals	30-67	7-12	26-36	48	21	93	11	11	6	2	200

Halftime: San Diego State 45, Washington 29. FG%: San Diego State 44.8, Washington 38.2. 3FG%: San Diego State 58.3, Washington 26.7. FT%: San Diego State 72.2, Washington 71.0. Officials: Michael Irving, David Hall, Deldre Carr. Technicals: Team - Washington.

2016 NIT

(Quarterfinal)

San Diego State 72, Georgia Tech 56 March 23, 2016 • San Diego, Calif. Viejas Arena • Att.: 12,414

SAN DIEGO - Second-seeded San Diego State went on a 12-4 run that took five minutes off the clock midway through the second half, which opened a 13-point lead, to defeat fourth-seeded Georgia Tech, 72-56, in the quarterfinal round of the NIT inside a sold-out Viejas Arena.

The Aztecs led the Yellow Jackets, 50-45, with 9:57 to go in the game and the score held for the next 1:31 until Dakarai Allen made one free throw. The point was the beginning of the previously mentioned 12-4 run, which helped create the separation SDSU needed to earn a trip to Madison Square Garden.

The Allen free throw led to a jumper from Jeremy Hemsley and a three-pointer from Trey Kell to push the lead to 11. The end of the run culminated in a pair of Allen free throws, which put San Diego State up, 62-49, with 3:30 to play. The Aztecs led by double digits the rest of the way in winning their 28th game of the 2015-16 season.

(4) GT	FG	3FG	FT	R	F	TP	A	TO	B	S	MP
Mitchell*	5-8	0-0	2-4	12	5	12	0	2	0	0	30
Stephens*	0-2	0-2	0-0	4	4	0	1	1	0	0	20
Jacobs*	4-9	0-0	0-0	3	2	8	0	3	2	0	28
Smith*	3-11	0-4	0-0	0	1	6	2	0	1	0	32
Georges-Hunt*	6-14	2-4	4-4	6	1	18	3	2	1	1	38
Jackson	2-2	0-0	2-2	0	0	6	0	0	0	1	13
Heath	1-1	0-0	1-2	0	1	3	2	0	0	1	20
White	0-1	0-0	0-0	2	3	0	0	0	0	0	10
Lammers	1-2	0-0	1-2	1	0	3	0	1	1	0	9
Team				2				4			
Totals	22-50	2-10	10-14	30	17	56	8	13	5	3	200

(2) SDSU	FG	3FG	FT	R	F	TP	A	TO	B	S	MP
Spencer*	4-4	0-0	0-3	2	2	8	0	0	3	1	25
Shepard*	4-10	0-0	4-6	5	0	12	2	0	0	0	31
Pope*	4-14	1-5	1-2	10	1	10	0	0	0	1	27
Allen*	0-2	0-0	3-4	4	0	3	3	1	0	4	31
Kell*	7-12	4-5	0-0	2	2	18	0	3	0	0	31
Chol	3-6	0-0	0-0	2	2	6	2	0	0	0	15
Cheatham	2-3	0-0	2-2	2	2	6	1	2	1	0	13
Shrigley	0-2	0-2	0-0	1	0	0	0	0	0	0	9
Hemsley	4-9	1-2	0-0	0	0	9	0	0	0	0	18
Team				4							
Totals	28-62	6-14	10-17	32	9	72	8	6	4	6	200

Halftime: San Diego State 31, Georgia Tech 31. FG%: San Diego State 45.2, Georgia Tech 44.0. 3FG%: San Diego State 42.9, Georgia Tech 20.0. FT%: Georgia Tech 71.4, San Diego State 58.8. Officials: Kevin Brill, Tommy Nunez, Larry Spaulding. Technicals: None.

2016 NIT

(Semifinal)

George Washington 65, San Diego State 46 March 29, 2016 • New York, N.Y. Madison Square Garden • Att.: 8,298

NEW YORK - Second-seeded SDSU saw its season come to an end as it fell to fourth-seeded George Washington, 65-46, in the NIT semifinals.

The Aztecs struggled shooting, which denied them a trip to the championship game for the second straight time in the NIT (2009).

SDSU's woes from the outside put them in a tough position at halftime as it trailed the Colonels, 35-20. In the first 20 minutes, the Aztecs connected on just 6-of-25 from the floor, including a 1-for-9 effort from three-point distance. On the other end of the floor, San Diego State did an admirable job, holding GW to 38.9 percent from the field.

The second half was just a tad bit better offensively for SDSU, but a lot better for George Washington. In the final 20 minutes, the Aztecs shot 32.4 percent from the field, but allowed the Colonels to knock down 12 of their 25 attempts or 48.0 percent.

San Diego State was only outscored by four points in the second half, but its first-half deficit was too much to overcome.

(4) GW	FG	3FG	FT	R	F	TP	A	TO	B	S	MP
Larsen*	3-8	0-2	1-2	4	3	7	1	2	1	0	29
Cavanaugh*	7-15	2-5	4-4	11	1	20	2	1	1	1	36
Watanabe*	3-8	2-4	0-0	8	2	8	2	0	1	1	33

Garino*	6-12	1-4	0-0	5	2	13	1	1	1	0	29
McDonald*	4-7	0-0	1-3	4	2	9	6	1	0	2	31
Mitola	2-4	2-2	0-0	3	1	6	3	1	0	0	14
Jorgensen	1-5	0-2	0-0	1	1	2	1	0	0	0	11
Swan	0-0	0-0	0-0	0	1	0	0	0	0	0	3
Roland	0-0	0-0	0-0	0	0	0	0	0	0	0	3
Hart	0-2	0-0	0-0	2	2	0	1	0	0	0	10
Goss	0-0	0-0	0-0	0	0	0	0	0	0	0	1
Team				3							
Totals	26-61	7-19	6-9	41	15	65	17	6	4	4	200

(2) SDSU	FG	3FG	FT	R	F	TP	A	TO	B	S	MP
Shepard*	3-13	0-4	1-2	3	0	7	3	1	0	0	35
Pope*	1-5										

National Postseason Tournaments

Brooks	0-4	0-1	0-0	7	2	0	0	0	1	0	22
Zanna	0-1	0-0	1-2	1	3	1	1	0	0	1	27
Grant	0-0	0-0	0-0	0	0	0	0	0	0	0	1
White Jr.	1-1	0-0	0-0	2	5	2	0	1	0	0	11
Team				3							
Totals	22-59	5-13	18-24	39	25	67	5	7	1	3	200

Halftime: Houston 39, San Diego State 29. **FG%:** Houston 37.3, San Diego State 37.0.
3FG%: Houston 38.5, San Diego State 25.0. **FT%:** Houston 75.0, San Diego State 60.0.
Officials: Anthony Jordan, Kelly Pfeifer, Larry Spaulding. **Technical:** None.

2021 NCAA Tournament

(First Round)

Syracuse 78, No. 16/18 San Diego State 62
 March 19, 2021 • Indianapolis, Ind
 Hinkle Fieldhouse • Att.: 0

INDIANAPOLIS - The decades-old zone defense of Syracuse coach Jim Boeheim claimed another frustrated victim Friday night.

The No. 11 seed Orange held 6-seeded San Diego State without a field goal for nearly a quarter of the game, Buddy Boeheim hit seven 3-pointers and finished with 30 points, and Syracuse cruised to a 78-62 victory.

Boeheim finished 7-of-10 from beyond the arc and 11-of-15 from the field, and Marek Dolezaj added 11 points, as Syracuse advanced to play third-seeded West Virginia or No. 14 seed Morehead State for a spot in the Sweet 16.

The Orange were trailing 18-14 midway through the first half when they clamped down on defense, holding San Diego State without a field goal the rest of the half. And when the Aztecs threatened to trim their deficit to less than 10 early in the second half, the son of the Syracuse coach was there to provide an answer.

Boeheim hit three quick threes to put the game out of reach.

Jordan Schakel had 17 points, but the nation's third-best 3-point shooter was just 5-of-13 from distance. Matt Mitchell also had 17 points on 8-of-19 shooting.

SDSU made it clear from the moment it put up three treys on its first couple of possessions that the plan was to break Syracuse's zone by shooting over the top.

Problem was the Aztecs didn't make many.

Beginning with Boeheim's own 3-pointer with 9:17 left, the Aztecs never scored again in the first half. They missed their final 10 attempts from beyond the arc, finished 3 of 20 from the 3-point line in the first half, and even missed the front end of a one-and-one with a few seconds left before the break.

"Buddy Buckets" nearly outscored San Diego State by himself. Boeheim had 16 points as Syracuse built a 32-18 halftime lead; it was the fewest points Dutch-er's high-scoring, perimeter-oriented team had scored in a half all season.

Schakel got a 3-pointer to go right out of halftime, giving the San Diego State fans a long-awaited reason to cheer. But the Aztecs promptly went into another long slump, and the Orange' built a 56-30 lead before coasting to the finish.

(11) Syracuse	FG	3FG	FT	R	F	TP	A	TO	S	B	MP
Guerrier *	1-4	0-1	1-2	4	2	3	0	2	0	0	28
Dolezaj *	3-4	0-0	5-5	4	3	11	5	2	0	2	34
Griffin *	0-2	0-1	0-0	1	1	0	1	1	0	1	15
Girard III *	3-10	3-8	3-3	6	2	12	7	4	0	0	28
Boeheim *	11-15	7-10	1-1	4	2	30	0	1	0	0	35
Braswell	3-5	2-4	1-2	2	1	9	0	0	0	2	25
Richmond	3-5	2-2	0-0	2	2	8	1	2	0	2	16
Edwards	1-1	0-0	0-0	5	2	2	0	0	0	1	16
Ajak	0-0	0-0	0-0	0	0	0	0	0	0	0	0+
Newton	1-1	1-1	0-0	0	0	3	0	0	0	0	0+
Owens	0-0	0-0	0-0	0	0	0	0	0	0	0	0+
Team				6							
Totals	26-47	15-27	11-13	34	15	78	14	12	0	8	200

(6) SDSU	FG	3FG	FT	R	F	TP	A	TO	S	B	MP
Mitchell *	8-19	1-9	0-1	8	3	17	4	1	0	0	36
Mensah *	2-3	0-0	1-3	5	4	5	0	0	1	1	23
Gomez *	1-7	1-7	0-0	1	1	3	0	1	0	0	22
Pulliam *	3-7	2-3	0-0	4	4	8	6	1	3	0	26
Schakel *	6-16	5-13	0-0	5	0	17	1	0	0	0	37
Seiko	0-3	0-3	0-0	1	1	0	1	0	0	0	16
Tomaic	1-2	0-0	0-0	1	0	2	1	0	0	0	15
Johnson	1-3	0-0	1-1	3	1	3	0	1	1	0	11
Butler	0-5	0-3	1-2	2	0	1	2	0	0	0	11
Dinwiddie	1-1	1-1	0-0	0	0	3	0	0	0	0	0+
Evans	1-1	1-1	0-0	0	0	3	0	0	0	0	0+
Alger	0-0	0-0	0-0	0	0	0	0	0	0	0	0+
Barnett	0-0	0-0	0-0	0	0	0	0	0	0	0	0+
Team				3				1			
Totals	24-67	11-40	3-7	33	14	62	16	5	6	1	200

Halftime: Syracuse 32, San Diego State 18. **FG%:** Syracuse 55.3, San Diego State 35.8.
3FG%: Syracuse 55.6, San Diego State 27.5. **FT%:** Syracuse 84.6, San Diego State 42.9.
Officials: Chris Rastatter, Kelly Pfeifer, Clarence Armstrong. **Technical:** none.

National Postseason Tournaments

NCAA Tournament Individual Game Records - Division I

Individual

Points Scored

30, Xavier Thames vs. North Dakota St., 3-22-14

Field Goals

12, Will Connelly vs. UNLV, 3-15-75

Field Goals Attempted

22, Xavier Thames vs. Arizona, 3-27-14, Will Connelly vs. UNLV, 3-15-75

Highest FG Percentage (min. 5 made)

.833 (5-6), Richie Williams vs. Indiana, 3-16-06

Three-Point Field Goals

6, Al Faux vs. Illinois, 3-15-02

Three-Point Field Goals Attempted

13, Jordan Schakel vs. Syracuse, 3-19-21

Three-Point Field Goal Pct. (min. 4 made)

.800 (4-5), Matt Shrigley vs. St. John's, 3-20-15, Chase Tapley vs. Temple, 3-19-11

Free Throws

10, Xavier Thames vs. New Mexico St., 3-20-14

Free Throws Attempted

12, Jalen McDaniels vs. Houston, 3-15-18, Trey Kell vs. St. John's, 3-20-15, Xavier Thames vs. New Mexico St., 3-20-14

Free-Throw Percentage (min. 7 made)

1.000 (7-7), Jamaal Franklin vs. Oklahoma, 3-22-13, Jamaal Franklin vs. North Carolina St., 3-16-12

*Offensive Rebounds

7, Billy White vs. Northern Colorado, 3-17-11

*Defensive Rebounds

10, Josh Davis vs. North Dakota St., 3-22-14, Josh Davis vs. New Mexico St., 3-20-14

Total Rebounds

17, Steve Copp vs. UNLV, 3-15-75

Assists

8, Richie Williams vs. Indiana, 3-16-06

Blocked Shots

4, Skylar Spencer vs. Duke, 3-22-15, Skylar Spencer vs. New Mexico St., 3-20-14, Malcolm Thomas vs. Temple, 3-19-11, Leonard Allen vs. UNLV, 3-14-85

Steals

4, Skylar Spencer vs. New Mexico St., 3-20-14, Jamaal Franklin vs. Florida Gulf Coast, 3-24-13, Richie Williams vs. Indiana, 3-16-06

Minutes Played

50, D.J. Gay vs. Temple, 3-19-11

Opponent Individual

Points Scored

39, Rob Gray, Houston, 3-15-18

Highest FG Percentage (min. 5 made)

.833 (5-6), Frank Williams, Illinois, 3-15-02

Three-Point Field Goals

7, Buddy Boeheim, Syracuse, 3-19-21

Three-Point Field Goal Pct. (min. 4 made)

.833 (5-6), Frank Williams, Illinois, 3-12-03

Rebounds

12, Justise Winslow, Duke, 3-22-15, Rahlir Jefferson, Temple, 3-19-11, Taylor Montgomery, Northern Colorado, 3-17-11

Assists

14, Brett Comer, Florida Gulf Coast, 3-24-13

Blocked Shots

4, Eric McKnight, Florida Gulf Coast, 3-24-13

Steals

6, Earl Calloway, Indiana, 3-16-06

**Not recorded before 1985*

SDSU Composite NCAA Tournament Statistics - Division I

Player	GP	GS	Min	Avg	TOTAL			3-PTS		FT-FTA	Pct	REBOUNDS			Avg	PF-FO	A	TO	Blk	Stl	Pts	Avg
					FG-FGA	Pct	3FG-FGA	Pct	Off			Def	Tot									
Abukar, Mohamed	1	1	31	31.0	8-13	.615	2-2	1.000	6-6	1.000	3	6	9	9.0	2-0	0	4	2	1	24	24.0	
Aloer, Code	1	0	1	1.0	0-0	.000	0-0	.000	0-0	.000	0	0	0	0.0	0-0	0	0	0	0	0	0.0	
Allen, Dakarai	2	0	1	0.5	0-0	.000	0-0	.000	0-0	.000	0	0	0	0.0	1-0	0	0	0	0	0	0.0	
Allen, Leonard	1	1	36	36.0	8-10	.800	0-0	.000	7-10	.700	0	0	9	9.0	4-0	0	4	3	23	23.0		
Barnett, Jared	1	0	1	1.0	0-0	.000	0-0	.000	0-0	.000	0	0	0	0.0	0-0	1	0	0	0	0	0.0	
Bland, Tony	1	1	35	35.0	6-15	.400	1-2	.500	5-7	.714	2	2	4	4.0	2-0	2	1	0	1	18	18.0	
Brown, Jerry	1	0	1	1.0	0-0	.000	0-0	.000	0-0	.000	0	0	1	1.0	0-0	0	0	0	0	0	0.0	
Bunting, Allen	2	2	66	33.0	5-22	.227	0-0	.000	4-4	1.000	0	0	10	5.0	7-0	4	9	1	0	14	7.0	
Butler, Lamont	1	0	11	11.0	0-5	.000	0-3	.000	1-2	.500	1	1	2	2.0	0-0	2	0	0	1	1	1.0	
Camara, Mohamed	1	0	2	2.0	0-1	.000	0-0	.000	0-2	.000	0	0	0	0.0	1-0	0	0	0	0	0	0.0	
Carlwell, Brian	4	0	38	9.5	3-10	.333	0-1	.000	1-2	.500	8	4	12	3.0	2-0	1	1	2	0	7	1.75	
Chol, Angelo	2	0	16	8.0	2-4	.500	0-0	.000	0-0	.000	3	4	7	3.5	1-0	1	0	0	0	4	2.0	
Contreras, Raul	1	0	2	2.0	1-1	1.000	0-0	.000	0-0	.000	0	0	0	0.0	0-0	1	0	0	0	2	2.0	
Connelly, Will	2	2	77	38.5	17-36	.472	0-0	.000	2-6	.333	0	0	21	10.5	5-0	0	3	2	0	36	18.0	
Copp, Steve	2	2	73	36.5	13-29	.448	0-0	.000	10-16	.625	0	0	28	14	7-0	2	5	1	1	36	18.0	
Davis, Josh	3	3	114	38.0	9-19	.474	0-0	.000	4-7	.571	13	28	41	13.7	9-0	5	5	1	3	22	7.3	
Davis, Kelvin	1	1	28	28.0	4-6	.667	1-3	.333	2-3	.667	0	3	3	3.0	3-0	0	1	0	0	11	11.0	
Davis, Trimaime	1	0	9	9.0	0-0	.000	0-0	.000	0-0	.000	0	3	3	3.0	1-0	1	0	0	0	0	0.0	
Delsman, Mark	2	0	28	14.0	4-7	.571	0-0	.000	2-5	.400	0	0	4	2.0	3-0	4	3	0	1	10	5.0	
Dimwiddle Jr., Keith	1	0	1	1.0	1-1	1.000	1-1	1.000	0-0	.000	0	0	0	0.0	0-0	0	0	0	0	3	3.0	
Dodd, Mike	1	0	1	1.0	0-0	.000	0-0	.000	0-0	.000	0	0	0	0.0	0-0	0	0	0	0	0	0.0	
Dorsey, Creon	1	1	31	31.0	0-3	.000	0-0	.000	2-4	.500	0	0	6	6.0	3-0	8	4	0	0	2	2.0	
Earle, Gary	2	0	17	8.5	0-4	.000	0-0	.000	0-0	.000	0	0	3	1.5	5-0	0	1	0	0	0	0.0	
Epps, Myron	1	0	12	12.0	0-1	.000	0-0	.000	0-0	.000	0	0	0	0.0	2-0	1	4	0	0	0	0.0	
Evans, Che	1	0	1	1.0	1-1	1.000	1-1	1.000	0-0	.000	0	0	0	0.0	0-0	0	0	0	0	3	3.0	
Faux, Al	1	1	37	37.0	9-16	.562	6-9	.666	3-4	.750	1	2	3	3.0	0-0	2	3	0	2	27	27.0	
Franklin, LaBradford	1	0	4	4.0	0-1	.000	0-0	.000	0-0	.000	0	0	0	0.0	0-0	1	0	0	0	0	0.0	
Franklin, Jamaal	5	3	118	23.6	21-42	.500	8-18	.444	16-16	1.000	4	25	29	5.8	10-0	12	11	1	9	66	13.2	
Gay, D.J.	4	4	159	39.8	14-47	.298	8-24	.333	10-11	.909	2	15	17	4.3	3-0	9	5	1	2	46	11.5	
Gomez, Terrell	1	1	22	22.0	1-7	.143	1-7	.143	0-0	.000	0	1	1	1.0	1-0	0	1	0	0	3	3.0	
Green, Bob	1	0	5	5.0	3-4	.750	0-0	.000	1-2	.500	0	0	3	3.0	1-0	0	1	0	3	7	7.0	
Green, Garrett	1	0	22	22.0	1-4	.250	0-0	.000	0-0	.000	1	0	1	1.0	1-0	0	0	1	0	2	2.0	
Heath, Brandon	1	1	38	38.0	6-17	.353	3-9	.333	0-0	.000	1	1	2	2.0	2-0	5	2	0	1	15	15.0	
Hemsley, Jeremy	1	0	19	19.0	2-5	.400	0-2	.000	0-0	.000	0	2	2	2.0	3-0	0	1	1	2	4	4.0	
Holcomb, Randy	1	1	29	29.0	4-10	.400	0-1	.000	1-2	.500	1	2	3	3.0	0-0	2	4	0	0	9	9.0	
Johnson, James	2	0	2	1.0	0-0	.000	0-0	.000	0-0	.000	0	0	0	0.0	1-0	0	0	0	0	0	0.0	
Johnson, Keshad	1	0	10	10.0	1-3	.333	0-0	.000	1-1	1.000	1	2	3	3.0	1-0	0	1	0	1	3	3.0	
Kell, Trey	3	1	75	25.0	4-24	.167	0-7	.000	10-17	.588	1	14	15	5.0	4-0	9	3	0	0	18	6.0	
Kennedy, Michael	1	1	29	29.0	5-8	.625	0-0	.000	1-3	.333	0	0	8	8.0	3-0	0	1	1	0	11	11.0	
Konek, Jeff	1	0	20	20.0	1-5	.200	0-0	.000	3-4	.750	0	0	3	3.0	4-0	7	3	0	0	5	5.0	
Kovach, Bob	2	2	67	33.5	8-22	.364	0-0	.000	5-10	.500	0	0	11	5.5	6-0	2	3	0	2	21	10.5	
Kovacic, Karlo	1	0	5	5.0	0-4	.000	0-4	.000	0-0	.000	0	0	0	0.0	0-0	0	1	0	0	0	0.0	
Kramer, Joel	1	0	5	5.0	1-3	.333	0-0	.000	0-0	.000	0	0	0	0.0	0-0	0	0	0	0	2	2.0	
Leary, Ray	2	2	56	28.0	8-16	.500	0-0	.000	0-0	.000	0	0	2	1.0	6-1	15	8	4	0	16	8.0	
Leonard, Kawhi	4	4	144	36.0	24-55	.436	4-14	.286	9-10	.900	6	32	38	9.5	12-0	11	9	4	4	61	15.3	
Mackell, Mike	1	1	25	25.0	4-7	.571	0-0	.000	2-2	1.000	5	1	6	6.0	3-0	1	1	0	0	10	10.0	
Martens, John	1	1	28	28.0	4-8	.500	0-0	.000	3-4	.750	0	0	2	2.0	4-0	0	4	0	0	11	11.0	
McDaniels, Jalen	1	1	28	28.0	4-11	.364	1-2	.500	9-12	.750	2	7	9	9.0	4-0	1	2	1	0	18	18.0	
Mensah, Nathan	1	1	23	23.0	2-3	.667	0-0	.000	1-3	.333	3	2	5	5.0	4-0	0	0	1	1	5	5.0	
Montano, Max	1	0	14	14.0	2-4	.500	1-3	.333	0-0	.000	0	2	2	2.0	1-0	0	2	0	1	5	5.0	
Moore, Deandre	1	1	28	28.0	0-3	.000	0-2	.000	0-1	.000	0	0	0	0.0	1-0	0	1	0	1	0	0.0	
Mitchell, Matt	2	2	55	27.5	9-21	.429	1-10	.100	1-3	.333	4	6	10	5.0	6-0	5	1	0	0	20	10.0	
Murray, Gerald	1	0	7	7.0	0-0	.000	0-0	.000	0-0	.000	0	0	0	0.0	1-0	0	0	0	0	0	0.0	
O'Brien, JJ	7	7	207	29.6	18-39	.462	1-3	.333	14-17	.824	14	15	29	4.1	11-0	6	12	3	2	51	7.3	
Owens, Bobby	1	1	8	8.0	2-3	.667	0-0	.000	0-0	.000	0	0	0	0.0	0-0	0	1	0	1	4	4.0	
Palee II, Dwayne																						

POSTSEASON HISTORY

National Postseason Tournaments

Player	GP	GS	Min	Avg	TOTAL			3-PTS			REBOUNDS			PF-FO	A	TO	Blk	Stl	Pts	Avg	
					FG-FGA	Pct	3FG-FGA	Pct	FT-FTA	Pct	Off	Def	Tot								
Sharper, John	1	0	24	24.0	4-6	.667	3-4	.750	0-0	.000	0	0	0	0.0	1-0	0	1	0	0	11	11.0
Shelley, Tyrone	1	0	3	3.0	0-3	.000	0-1	.000	0-0	.000	1	0	1	1.0	0-0	1	0	0	0	0	0.0
Shelton, Tim	4	1	28	7.0	0-4	.000	0-1	.000	0-0	.000	3	1	4	1.0	5-0	1	1	0	0	0	0.0
Shepard, Winston	7	5	158	22.6	14-48	.292	1-8	.125	14-21	.667	9	10	19	2.7	13-0	8	17	0	2	43	6.1
Shrigley, Matt	5	0	86	17.2	9-23	.391	6-15	.400	0-0	.000	1	6	7	1.4	4-0	1	1	2	2	24	4.8
Slaughter, Marcus	1	1	38	38.0	5-8	.625	0-0	.000	3-5	.600	4	6	10	10.0	4-0	1	2	0	1	13	13.0
Smith, Brandon	1	0	3	3.0	0-0	.000	0-0	.000	0-0	.000	0	0	0	0.0	1-0	1	1	0	0	0	0.0
Spain, Kyle	1	1	18	18.0	3-4	.750	0-0	.000	2-2	1.000	1	1	2	2.0	4-0	0	2	0	0	8	8.0
Spencer, Skylar	7	5	159	22.7	7-16	.438	0-0	.000	8-12	.667	13	19	32	4.6	18-0	1	5	15	6	22	3.1
Stephens, DeShawn	3	2	67	22.3	9-12	.750	0-0	.000	4-6	.667	9	9	18	6.0	8-0	1	2	3	0	22	7.3
Tapley, Chase	7	6	210	30.0	29-77	.377	14-40	.350	7-9	.778	3	19	22	3.1	16-0	14	11	4	7	79	11.3
Thames, Xavier	6	6	220	36.7	31-83	.373	8-31	.258	26-31	.839	2	14	16	2.7	11-0	22	12	3	8	96	16.0
Thomas, Malcolm	4	4	142	35.5	16-35	.457	0-0	.000	6-12	.500	9	16	25	6.3	8-0	11	6	7	2	38	9.5
Thomas, Matt	1	0	1	1.0	0-0	.000	0-0	.000	0-0	.000	0	0	0	0.0	0-0	0	0	0	0	0	0.0
Tomaic, Joshua	1	0	15	15.0	1-2	.500	0-0	.000	0-0	.000	0	1	1	1.0	0-0	1	0	0	0	2	2.0
Walton, Chris	1	0	12	12.0	0-0	.000	0-0	.000	0-0	.000	1	0	1	1.0	5-1	1	1	0	0	0	0.0
Wardrop, Ben	1	0	1	1.0	0-0	.000	0-0	.000	0-0	.000	0	0	0	0.0	0-0	0	0	0	0	0	0.0
Watson, Anthony	1	1	33	33.0	9-15	.600	0-0	.000	1-4	.250	0	0	3	3.0	5-1	6	4	0	2	19	19.0
Watson, Devin	1	1	30	30.0	3-10	.300	2-4	.500	1-4	.250	1	2	3	3.0	1-0	2	1	0	1	9	9.0
Welshans, Jeff	1	0	2	2.0	0-0	.000	0-0	.000	0-1	.000	0	0	2	2.0	1-0	0	0	0	0	0	0.0
White, Billy	4	4	145	36.3	22-43	.512	1-2	.500	4-8	.500	15	16	31	7.8	8-0	6	6	1	5	49	12.3
Williams, D'Erryl	1	0	1	1.0	0-0	.000	0-0	.000	0-0	.000	0	0	0	0.0	0-0	0	0	0	0	0	0.0
Williams, Richie	1	1	39	39.0	5-6	.833	2-3	.667	0-0	.000	1	5	6	6.0	4-0	8	5	0	4	12	12.0
team													61	3.2							
SDSU Totals	19				472-1,128	.418	107-308	.347	243-357	.681			719	37.8	299-3	227	226	69	99	1,294	68.1
Opponents	19				518-1,111	.466	107-268	.399	213-309	.689			661	34.8	334-9	231	209	68	116	1,354	71.3

SDSU Career NCAA Postseason Statistics

CADE ALGER

Opponent	Rd.	Yr.	GP	GS	Min	Avg	FG-FGA	Pct	3FG-FGA	Pct	FT-FTA	Pct	Off	Def	Tot	Avg	PF-FO	A	TO	Blk	Stl	Pts	Avg
Syracuse	1R	21	1	0	1	1.0	0-0	.000	0-0	.000	0-0	.000	0	0	0	0.0	0-0	0	0	0	0	0	0.0

JARED BARNETT

Opponent	Rd.	Yr.	GP	GS	Min	Avg	FG-FGA	Pct	3FG-FGA	Pct	FT-FTA	Pct	Off	Def	Tot	Avg	PF-FO	A	TO	Blk	Stl	Pts	Avg
Syracuse	1R	21	1	0	1	1.0	0-0	.000	0-0	.000	0-0	.000	0	0	0	0.0	0-0	1	0	0	0	0	0.0

LAMONT BUTLER

Opponent	Rd.	Yr.	GP	GS	Min	Avg	FG-FGA	Pct	3FG-FGA	Pct	FT-FTA	Pct	Off	Def	Tot	Avg	PF-FO	A	TO	Blk	Stl	Pts	Avg
Syracuse	1R	21	1	0	11	11.0	0-5	.000	0-3	.000	1-2	.500	1	1	2	2.0	0-0	2	0	0	1	1	1.0

KEITH DINWIDDIE JR.

Opponent	Rd.	Yr.	GP	GS	Min	Avg	FG-FGA	Pct	3FG-FGA	Pct	FT-FTA	Pct	Off	Def	Tot	Avg	PF-FO	A	TO	Blk	Stl	Pts	Avg
Syracuse	1R	21	1	0	1	1.0	1-1	1.000	1-1	1.000	0-0	.000	0	0	0	0.0	0-0	0	0	0	0	3	3.0

KESHAD JOHNSON

Opponent	Rd.	Yr.	GP	GS	Min	Avg	FG-FGA	Pct	3FG-FGA	Pct	FT-FTA	Pct	Off	Def	Tot	Avg	PF-FO	A	TO	Blk	Stl	Pts	Avg
Syracuse	1R	21	1	0	10	10.0	1-3	.333	0-0	.000	1-1	1.000	1	2	3	3.0	1-0	0	1	0	1	3	3.0

NATHAN MENSAH

Opponent	Rd.	Yr.	GP	GS	Min	Avg	FG-FGA	Pct	3FG-FGA	Pct	FT-FTA	Pct	Off	Def	Tot	Avg	PF-FO	A	TO	Blk	Stl	Pts	Avg
Syracuse	1R	21	1	1	23	23.0	2-3	0-0	.000	1-3	.333	3	2	5	5.0	4-0	0	0	1	1	5	5.0	

TREY PULLIAM

Opponent	Rd.	Yr.	GP	GS	Min	Avg	FG-FGA	Pct	3FG-FGA	Pct	FT-FTA	Pct	Off	Def	Tot	Avg	PF-FO	A	TO	Blk	Stl	Pts	Avg
Syracuse	1R	21	1	1	26	26.0	3-7	.429	2-3	.667	0-0	.000	2	2	4	4.0	4-0	6	1	0	3	8	8.0

ADAM SEIKO

Opponent	Rd.	Yr.	GP	GS	Min	Avg	FG-FGA	Pct	3FG-FGA	Pct	FT-FTA	Pct	Off	Def	Tot	Avg	PF-FO	A	TO	Blk	Stl	Pts	Avg
Syracuse	1R	21	1	0	16	16.0	0-3	.000	0-3	.000	0-0	.000	0	1	1	1.0	1-0	1	0	0	0	0	0.0

JOSHUA TOMAIĆ (# - at Maryland)

Opponent	Rd.	Yr.	GP	GS	Min	Avg	FG-FGA	Pct	3FG-FGA	Pct	FT-FTA	Pct	Off	Def	Tot	Avg	PF-FO	A	TO	Blk	Stl	Pts	Avg
Belmont#	1R	19	1	0	3	3.0	1-1	1.000	0-0	.000	0-0	.000	0	0	0	0.0	1-0	0	0	0	0	2	
LSU#	2R	19	1	0	0+	0.0	0-0	.000	0-0	.000	0-0	.000	0	0	0	0.0	1-0	0	1	0	0	0	
2019 NCAA Tourney (1-1)	2	0	3	1.5	1-1	1.000	0-0	.000	0-0	.000	0	0	0	0.0	2-0	0	1	0	0	0	2	1.0	
Syracuse	1R	21	1	0	15	15.0	1-2	.500	0-0	.000	0-0	.000	0	1	1	1.0	0-0	1	0	0	0	2	
2021 NCAA Tourney (0-1)	1	0	15	15.0	1-2	.500	0-0	.000	0-0	.000	0	1	1	1.0	0-0	1	0	0	0	0	2	2.0	
Total (1-2)	3	0	18	6.0	2-3	.667	0-0	.000	0-0	.000	0	1	1	0.3	2-0	1	1	0	0	0	4	1.3	

Individual Season Records

Points

Rk	DI	Name	Pts.	Yr.
1.	1.	Michael Cage (Sr.)	686	84
2.	2.	Brandon Heath (Sr.)	637	07
3.	3.	Xavier Thames (Sr.)	633	14
4.	4.	Anthony Watson (Sr.)	630	86
5.	5.	Brandon Heath (Jr.)	607	06
6.	-	Bob Brady (Jr.)	585	53
7.	6.	Malachi Flynn (Jr.)	564	20
8.	7.	Jamaal Franklin (Jr.)	560	13
9.	8.	Randy Holcomb (Sr.)	558	02
10.	9.	Jamaal Franklin (So.)	557	12
		Kawhi Leonard (So.)	557	11
12.	11.	Michael Cage (Jr.)	547	83
13.	12.	Anthony Watson (Jr.)	544	85
14.	13.	Devin Watson (Sr.)	543	19
15.	14.	Jalen McDaniels (So.)	541	19
16.	15.	Chase Tapley (Jr.)	537	12
17.	16.	Brandon Heath (So.)	532	05
		Kim Goetz (Sr.)	532	79
19.	-	Tony Pinkins (Sr.)	529	57
20.	18.	Matt Bradley (Sr.)	526	22
21.	-	Bernie Finlay (Sr.)	522	60
		Tony Pinkins (Jr.)	522	56
23.	20.	Shawn Jamison (Jr.)	520	90
		Steve Copp (Sr.)	520	76
25.	22.	Tony Bland (Jr.)	519	02
26.	23.	Mohamed Abukar (Sr.)	505	07
27.	24.	Kyle Spain (Sr.)	504	09
28.	25.	Marcus Slaughter (Jr.)	494	06
		Al Faux (Sr.)	494	02
		Marty Dow (Sr.)	494	91
31.	28.	Tony Bland (Sr.)	493	03

Scoring Average

Rk	DI	Name (Class)	PPG	Yr.
1.	1.	Michael Cage (Sr.)	24.5	84
2.	2.	Anthony Watson (Sr.)	22.5	86
3.	-	Bob Brady (Jr.)	20.9	53
4.	3.	Kim Goetz (Sr.)	20.5	79
5.	-	Bernie Finlay (Sr.)	20.1	60
6.	-	Tony Pinkins (Sr.)	19.6	57
7.	4.	Michael Cage (Jr.)	19.5	83
8.	5.	Brandon Heath (Sr.)	19.3	07
9.	-	Bob Brady (Sr.)	18.7	54
10.	6.	Brandon Heath (Jr.)	18.4	06
		Von Jacobsen (So.)	18.4	69
12.	7.	Brandon Heath (So.)	18.34	05
13.	8.	Carlus Groves (Sr.)	18.27	94
14.	-	Tony Pinkins (Jr.)	18.0	56
15.	9.	Steve Copp (Sr.)	17.9	76
16.	10.	Marcus Slaughter (So.)	17.8	05
17.	11.	Will Connelly (So.)	17.7	75
18.	12.	Malachi Flynn (Jr.)	17.63	20
19.	13.	Jason Richey (Jr.)	17.6	97
20.	14.	Xavier Thames (Sr.)	17.58	14
21.	15.	Anthony Watson (Jr.)	17.5	85
22.	16.	Steve Malovic (Sr.)	17.44	79
23.	17.	Jamaal Franklin (So.)	17.41	12
24.	18.	Jason Richey (Sr.)	17.36	98
25.	19.	Zach Jones (Jr.)	17.1	81
26.	20.	Al Faux (Sr.)	17.0	02
27.		Marty Dow (Sr.)	17.0	91
28.	22.	Matt Bradley (Sr.)	16.97	22
		Jamaal Franklin (Jr.)	16.97	13
30.	24.	Randy Holcomb (Sr.)	16.91	02
31.	25.	Kim Goetz (Jr.)	16.89	78
32.	26.	Shawn Jamison (Jr.)	16.8	90
33.	27.	Will Connelly (Jr.)	16.6	76

Rebounds

Rk	DI	Name (Class)	Rebs.	Yr.
1.	-	Al Skalecky (Jr.)	394	67
2.	1.	Kawhi Leonard (So.)	380	11
3.	-	Al Skalecky (So.)	356	66
4.	2.	Michael Cage (Fr.)	355	81
5.	3.	Michael Cage (Jr.)	354	83
6.	4.	Michael Cage (Sr.)	352	84
7.	5.	Chris McMurray (Jr.)	350	72

8.	-	Tony Pinkins (Jr.)	346	56
9.	6.	Josh Davis (Sr.)	342	14
10.	-	Al Skalecky (Sr.)	340	68
11.	7.	Kawhi Leonard (Fr.)	336	10
12.	8.	Marcus Slaughter (Jr.)	329	06
13.	9.	Jamaal Franklin (Jr.)	312	13
14.	10.	Malcolm Thomas (Sr.)	301	11
15.	11.	Randy Holcomb (Sr.)	296	02
16.	12.	Aerick Sanders (Sr.)	295	04
17.	13.	Jalen McDaniels (So.)	281	19
18.	-	Eric Martensen (Jr.)	278	69
19.	-	Larry Meek (So.)	277	63
20.	14.	Marty Dow (Sr.)	274	91
21.	15.	Steve Malovic (Sr.)	265	79
22.	16.	Malcolm Thomas (Jr.)	260	10
23.	17.	Will Connelly (Jr.)	258	76
24.	18.	Joel Kramer (Jr.)	257	77
25.	19.	Michael Cage (So.)	256	82
26.	20.	Joel Kramer (Sr.)	255	78
27.	21.	Jamaal Franklin (So.)	252	12
		Leonard Allen (Sr.)	252	85
29.	23.	Jalen McDaniels (Fr.)	248	18
		Steve Copp (Sr.)	248	76
		Will Connelly (So.)	248	75

Nathan Mensah (Sr.) 219 22

Rebound Average

Rk	DI	Name (Class)	RPG	Yr.
1.	-	Al Skalecky (So.)	13.7	66
2.	-	Al Skalecky (Jr.)	13.6	67
3.	1.	Michael Cage (Fr.)	13.1	81
4.	2.	Michael Cage (Jr.)	12.64	83
5.	-	Al Skalecky (Sr.)	12.59	68
6.	3.	Michael Cage (Sr.)	12.57	84
7.	4.	Chris McMurray (Jr.)	12.50	72
8.	-	Tony Pinkins (Jr.)	11.9	56
9.	5.	Marcus Slaughter (Jr.)	11.0	06
10.	-	Larry Meek (Sr.)	10.68	65
11.	-	Larry Meek (So.)	10.654	63
12.	6.	Kawhi Leonard (So.)	10.56	11
13.	7.	Chris McMurray (Sr.)	10.1	73
14.	8.	Josh Davis (Sr.)	10.06	14
15.	9.	Kawhi Leonard (Fr.)	9.9	10
16.	10.	Aerick Sanders (Sr.)	9.83	04
17.	11.	Steve Malovic (Jr.)	9.81	79
18.	12.	Jamaal Franklin (Jr.)	9.45	13
19.	13.	Marty Dow (Sr.)	9.4	91
20.	14.	Will Connelly (So.)	9.19	75
21.	15.	Joel Kramer (Jr.)	9.18	77
22.	16.	Steve Copp (Jr.)	9.15	75
23.	17.	Joel Kramer (Sr.)	9.11	78
24.	18.	Randy Holcomb (Sr.)	8.97	02
25.	19.	Marcus Slaughter (So.)	8.96	05
26.	20.	Will Connelly (Jr.)	8.90	76
27.	21.	Eddy Gordon (Fr.)	8.85	80
28.	22.	Michael Cage (So.)	8.83	82
29.	23.	Gary Schneider (Sr.)	8.80	71
30.	24.	Larry Jones (Jr.)	8.7	72
31.	25.	Steve Copp (Sr.)	8.6	76

Assists

Rk	Name (Class)	Assts.	Yr.
1.	Tony Gwynn (Jr.)	221	80
2.	Keith Smith (Jr.)	212	82
3.	Dean Decker (Sr.)	176	78
4.	Wesley Stokes (Jr.)	175	04
5.	Creon Dorsey (Jr.)	171	85
6.	Tony Gwynn (Sr.)	164	81
7.	Malachi Flynn (Jr.)	163	20
	Ray Leary (Sr.)	163	76
9.	Tony Gwynn (So.)	153	79
10.	Richie Williams (So.)	151	07
11.	Raymond King (Fr.)	150	96
12.	Bryan Williams (Jr.)	148	88
13.	Devin Watson (Sr.)	142	19
14.	Arthur Massey (Sr.)	139	91
15.	Keith Smith (Sr.)	137	83
16.	Jeff Konek (Jr.)	132	84
17.	Dean Decker (Jr.)	131	77

18.	Xavier Thames (So.)	128	12
19.	Richie Williams (Fr.)	127	06
20.	Richie Williams (Sr.)	126	09
21.	Michael Best (Sr.)	125	90
22.	Devin Watson (Jr.)	124	18
	Deandre Moore (So.)	124	03
24.	Deandre Moore (Sr.)	122	01
	Chad Nelson (Jr.)	122	96

	Trey Pulliam (Sr.)	103	22

Assist Average

in existence since 1972-73 season

Rk	Name (Class)	APG	Yr.
1.	Tony Gwynn (Jr.)	8.2	80
2.	Keith Smith (Jr.)	7.3	82
3.	Tony Gwynn (Sr.)	6.31	81
4.	Dean Decker (Sr.)	6.28	78
5.	Wesley Stokes (Jr.)	5.8	04
6.	Bryan Williams (Jr.)	5.8	88
7.	Keith Smith (Sr.)	5.71	83
8.	Tony Gwynn (So.)	5.67	79
9.	Ray Leary (Sr.)	5.6	76
10.	Creon Dorsey (Jr.)	5.5	85

Field Goals

Rk	DI	Name (Class)	FG	Yr.
1.	1.	Michael Cage (Sr.)	250	84
2.	2.	Anthony Watson (Sr.)	246	86
3.	3.	Kim Goetz (Sr.)	229	79
4.	4.	Brandon Heath (Sr.)	225	07
5.	5.	Anthony Watson (Jr.)	222	85
6.	6.	Randy Holcomb (Sr.)	220	02
7.	7.	Jalen McDaniels (So.)	212	19
8.	8.	Kawhi Leonard (So.)	211	11
9.	9.	Marty Dow (Sr.)	207	91
		Steve Copp (Sr.)	207	76
11.	11.	Kim Goetz (Jr.)	206	78
12.	12.	Brandon Heath (Jr.)	204	06
13.	13.	Shawn Jamison (Jr.)	203	90
14.	14.	Chase Tapley (Jr.)	200	12
		Aerick Sanders (Sr.)	200	04
16.	16.	Will Connelly (So.)	196	75
17.	17.	Steve Malovic (Sr.)	192	79
18.	18.	Michael Cage (Jr.)	191	83
19.	19.	Xavier Thames (Sr.)	188	14
20.	20.	Will Connelly (Jr.)	187	76
21.	21.	Mohamed Abukar (Sr.)	185	07
22.	22.	Tony Bland (Jr.)	185	02
23.	23.	Malachi Flynn (Jr.)	184	20
24.	24.	Zach Jones (Jr.)	183	81
25.	25.	Matt Bradley (Sr.)	180	22
		Tony Bland (Sr.)	180	03
27.	27.	Jimmy Harris (Sr.)	179	72

Field Goal Attempts

DI	Name (Class)	FGA	Yr.
1.	Brandon Heath (Sr.)	534	07
2.	Anthony Watson (Sr.)	520	86
3.	Brandon Heath (Jr.)	481	06
4.	Kawhi Leonard (So.)	475	11
	Anthony Watson (Jr.)	475	85
6.	Xavier Thames (Sr.)	457	14
7.	Jalen McDaniels (So.)	455	19
8.	Kim Goetz (Sr.)	451	79
9.	Michael Cage (Sr.)	445	84
10.	Chase Tapley (Jr.)	440	12
11.	Brandon Heath (So.)	432	05
12.	Chris McMurray (Jr.)	428	72
13.	Randy Holcomb (Sr.)	426	02
14.	Devin Watson (Sr.)	421	19
15.	Malachi Flynn (Jr.)	417	20
	Steve Copp (Sr.)	417	76
17.	Tony Bland (Jr.)	416	02
18.	Jimmy Harris (Sr.)	413	72
19.	Will Connelly (So.)	410	75
20.	Jamaal Franklin (Jr.)	409	13
21.	Matt Bradley (Sr.)	406	22
22.	Kim Goetz (Jr.)	401	78

Individual Season Records

23.	Jamaal Franklin (So.)	400	12
24.	Will Connelly (Jr.)	397	76
25.	Mohamed Abukar (Sr.)	392	07
26.	Tony Bland (Sr.)	392	03
27.	Trey Kell (So.)	390	16

Field Goal Percentage

Rk	DI	Name (Class)	min. 5 FGA per game	Pct.	Yr.
1.	-	Danny Newport (Fr.)		79.9	54
2.	1.	Billy White (So.)		66.3	09
3.	2.	Billy White (Fr.)		61.5	08
4.	3.	Leon Carter (Sr.)		60.5	96
5.	4.	Leonard Allen (Sr.)		60.1	85
6.	5.	Kevin Betts (Sr.)		59.8	98
7.	6.	Jerome Habel (Jr.)		59.6	07
8.	7.	Yanni Wetzell (Sr.)		59.2	20
9.	8.	Jalen McDaniels (Fr.)		58.6	18
10.	9.	Billy White (Jr.)		58.3	10
11.	10.	Mitch McMullen (Sr.)		58.0	89
12.	11.	Joe McNaull (So.)		57.9	92
13.	12.	Nathan Mensah (Jr.)		57.8	21
14.	13.	Von Jacobsen (Sr.)		57.3	71
15.	14.	Marty Dow (Sr.)		57.2	91
16.	15.	Michael Cage (Jr.)		57.0	83
17.	16.	Kevin Betts (Jr.)		56.9	97
18.	17.	Shawn Jamison (Jr.)		56.23	90
19.	18.	Leonard Allen (So.)		56.20	83
20.	19.	Billy White (Sr.)		56.18	11
		Michael Cage (Sr.)		56.18	84
22.	21.	Steve Malovic (Jr.)		56.0	78
23.	22.	Michael Kennedy (Sr.)		55.93	85
24.	23.	Leonard Allen (Jr.)		55.88	84
25.	24.	Roy Krusivvyk (Sr.)		55.84	98
26.	25.	Michael Cage (Fr.)		55.83	81

Three-Point FG

Rk	Name (Class)	in existence since 1986-87 season	3FGs	Yr.
1.	Tony Ross (Fr.)		104	87
2.	Tony Ross (So.)		100	88
3.	Brandon Heath (Jr.)		98	06
4.	Devin Watson (Sr.)		89	19
5.	Brandon Heath (Sr.)		87	07
6.	Jordan Schakel (Sr.)		83	21
7.	John Sharper (Sr.)		79	06
8.	Chase Tapley (Jr.)		77	12
9.	Malachi Flynn (Jr.)		76	20
10.	D.J. Gay (Sr.)		73	11
11.	Jason Richey (Sr.)		72	98
12.	Jordan Schakel (Jr.)		71	20
	Trey Kell (So.)		71	16
14.	Chase Tapley (Sr.)		70	13
15.	Kyle Spain (Sr.)		67	09
16.	Al Faux (Sr.)		66	02
	Tony Ross (Jr.)		66	89
18.	Jason Richey (Jr.)		64	97
19.	Xavier Thames (Sr.)		61	14
	D.J. Gay (Jr.)		61	10
21.	Matt Bradley (Sr.)		57	22
22.	Jeremy Hemsley (So.)		56	17
	Michael Best (Sr.)		56	90
24.	Josko Visnjic (Jr.)		55	98
	Aqeel Quinn (Sr.)		54	15
26.	James Rahon (So.)		53	11

Three-Point FGA

Rk	Name (Class)	in existence since 1986-87 season	3FGA	Yr.
1.	Brandon Heath (Sr.)		247	07
2.	Brandon Heath (Jr.)		240	06
3.	Devin Watson (Sr.)		233	19
4.	Tony Ross (Fr.)		223	87
5.	Tony Ross (So.)		213	88
6.	Malachi Flynn (Jr.)		204	20
	D.J. Gay (Sr.)		204	11
8.	Jason Richey (Sr.)		202	98
9.	John Sharper (Sr.)		188	06
10.	Chase Tapley (Sr.)		186	13
11.	Trey Kell (So.)		185	16
12.	Jordan Schakel (Sr.)		180	21
13.	Josko Visnjic (Jr.)		179	98

	Jason Richey (Jr.)	179	97
15.	Chase Tapley (Jr.)	178	12
16.	Michael Best (Sr.)	173	90
17.	Kyle Spain (Sr.)	171	09
18.	Xavier Thames (Sr.)	164	14
19.	Jordan Schakel (Jr.)	163	20
20.	Al Faux (Sr.)	161	02
21.	D.J. Gay (Jr.)	160	10
	Brandon Heath (Fr.)	160	04
23.	Jamaal Franklin (So.)	157	12
24.	Tony Ross (Jr.)	153	89
25.	Derric Croft (Jr.)	152	94

	Matt Bradley (Sr.)	137	22

Three-Point FG Percentage

Rk	Name (Class)	min. 20 3FGs; in existence since 1986-87 season	Pct.	Yr.
1.	Jason Hamilton (Fr.)		50.0	93
2.	Tony Ross (So.)		46.9	88
3.	Chad Nelson (Fr.)		46.7	94
4.	Tony Ross (Fr.)		46.6	87
5.	Jordan Schakel (Sr.)		46.1	21
6.	Richie Williams (So.)		45.8	07
7.	Jordan Schakel (Jr.)		43.6	20
8.	James Rahon (So.)		43.4	11
9.	Chase Tapley (Jr.)		43.3	12
10.	Tony Ross (Jr.)		43.1	89
11.	Michael Best (Jr.)		42.9	89
12.	Al Faux (Jr.)		42.1	01
13.	John Sharper (Sr.)		42.0	06
14.	Matt Bradley (Sr.)		41.6	22
15.	Jordan Schakel (So.)		41.5	19
16.	Adam Seiko (Sr.)		41.1	22
17.	Al Faux (Sr.)		41.0	02
18.	Brady Trenkle (So.)		40.84	97
19.	Brandon Heath (Jr.)		40.83	06
20.	Steve Sir (Fr.)		40.4	03
21.	Terrell Gomez (Sr.)		40.2	21
22.	John Sharper (So.)		40.0	04
23.	Matt Mitchell (Jr.)		39.3	20
24.	Malik Pope (Jr.)		39.21	17
25.	Kyle Spain (Sr.)		39.18	09
26.	Deandre Moore (Jr.)		39.0	02
27.	Devin Watson (Jr.)		38.9	18

Free Throws

Rk	DI	Name (Class)	FT	Yr.
1.	-	Bob Brady (Jr.)	213	53
2.	1.	Xavier Thames (Sr.)	196	14
3.	2.	Marcus Slaughter (Jr.)	192	06
4.	3.	Michael Cage (Sr.)	186	84
		Bernie Finlay (Sr.)	186	60
6.	4.	Jamaal Franklin (Jr.)	180	13
7.	-	Tony Pinkins (So.)	170	55
8.	5.	Michael Cage (Jr.)	165	83
		Tony Pinkins (Sr.)	165	57
10.	6.	Jamaal Franklin (So.)	160	12
		Tony Pinkins (Jr.)	150	56
12.	-	Bob Brady (Sr.)	145	54
13.	7.	Chad Nelson (Sr.)	142	97
14.	8.	Marcus Slaughter (So.)	141	05
15.	9.	Anthony Watson (Sr.)	138	86
16.	10.	Winston Shepard (Sr.)	137	16
		Kyle Spain (Sr.)	137	09
		Leonard Allen (Sr.)	137	85
19.	13.	Brandon Heath (So.)	132	05
20.	14.	John Martens (Sr.)	130	86
21.	15.	Matt Mitchell (Sr.)	123	21
22.	16.	Jason Richey (Jr.)	122	97
		Chad Nelson (So.)	122	95
24.	18.	Malachi Flynn (Jr.)	120	20
		Tony Bland (Jr.)	120	02
		Devin Watson (Sr.)	118	19

		Matt Bradley (Sr.)	109	22

Free Throw Attempts

DI	Name (Class)	FTA	Yr.
1.	Marcus Slaughter (Jr.)	252	06
2.	Michael Cage (Sr.)	251	84
3.	Xavier Thames (Sr.)	235	14
4.	Shawn Jamison (Jr.)	232	90
5.	Jamaal Franklin (Jr.)	229	13
6.	Michael Cage (Jr.)	221	83
7.	Leonard Allen (Sr.)	204	85
8.	Winston Shepard (So.)	202	14
	Marcus Slaughter (So.)	202	05
10.	Jamaal Franklin (So.)	200	12
11.	Winston Shepard (Sr.)	194	16
12.	John Martens (Sr.)	183	86
13.	Anthony Watson (Sr.)	182	86
14.	Mitch McMullen (Jr.)	181	88
15.	Mitch McMullen (Sr.)	175	89
16.	Lorenzo Wade (Jr.)	173	08
17.	Myron Epps (So.)	172	00
18.	Tony Bland (Sr.)	171	03
19.	Tony Bland (Jr.)	169	04
20.	Malcolm Thomas (Jr.)	167	10
	Randy Holcomb (Sr.)	167	02
22.	Chad Nelson (Sr.)	166	97
23.	Kyle Spain (Sr.)	164	09
24.	Mike Mackell (Sr.)	164	03
25.	Malcolm Thomas (Sr.)	162	11

	Matt Bradley (Sr.)	138	22

Free Throw Percentage

Rk	DI	Name (Class)	min. 3 FTA per game	Pct.	Yr.
1.	1.	Kim Goetz (Sr.)		90.2	79
2.	2.	Matt Mitchell (Jr.)		87.3	20
3.	3.	Jason Richey (Sr.)		85.7	98
4.	4.	Malachi Flynn (Jr.)		85.7	20
5.	5.	Chad Nelson (Sr.)		85.5	97
6.	6.	Gary Schneider (Sr.)		85.2	71
7.	7.	Brandon Heath (Jr.)		84.9	06
8.	8.	Steve Malovic (Sr.)		83.7	79
9.	9.	Kyle Spain (Sr.)		83.5	09
10.	10.	Xavier Thames (Sr.)		83.4	14
11.	-	Mike Spilger (Sr.)		83.3	70
	-	Bob Brady (Sr.)		83.3	54
13.	11.	Mohamed Abukar (Sr.)		82.9	07
14.	12.	Xavier Thames (So.)		82.8	12
15.	-	Bernie Finlay (So.)		82.6	59
16.	13.	Brandon Heath (So.)		82.0	05
17.	14.	Courtie Miller (Jr.)		81.7	93
18.	15.	Mark Delsman (Sr.)		81.3	77
19.	16.	Courtie Miller (Sr.)		81.1	94
		Steve Malovic (Jr.)		81.1	78
21.	18.	Matt Mitchell (Sr.)		80.9	21
22.	19.	Jamaal Franklin (So.)		80.0	12
		Kyle Spain (Jr.)		80.0	08
24.	21.	Chad Nelson (Jr.)		79.8	96
25.	22.	Matt Bradley (Sr.)		79.0	22
		Tony Gwynn (Jr.)		79.0	80

Blocks

Rk	Name (Class)	in existence since 1978-79 season	Blks.	Yr.
1.	Skylar Spencer (Jr.)		91	15
2.	Skylar Spencer (So.)		89	14
3.	Leonard Allen (Sr.)		82	85
4.	Malcolm Thomas (Sr.)		75	11
5.	Skylar Spencer (Sr.)		72	16
6.	Nathan Mensah (Sr.)		69	22
7.	Valentine Izundu (Sr.)		53	17
8.	Malcolm Thomas (Jr.)		52	10
9.	Skylar Spencer (Fr.)		51	13
10.	Michael Cage (Sr.)		47	84
11.	Marty Dow (Sr.)		46	91
	Leonard Allen (Jr.)		46	84
13.	Leonard Allen (Fr.)		45	82
14.	Eddy Gordon (Fr.)		43	80

Individual Season Records

Steals

in existence since 1978-79 season

Rk	Name (Class)	Stls.	Yr.
1.	Richie Williams (Sr.)	77	09
2.	Anthony Watson (Jr.)	74	85
3.	Richie Williams (So.)	69	07
4.	Matt Watts (Sr.)	65	99
	Michael Best (Sr.)	65	90
6.	Brandon Heath (Sr.)	64	07
7.	Brandon Heath (So.)	63	05
	Raymond King (Fr.)	63	96
	Creon Dorsey (Jr.)	63	85
10.	Lorenzo Wade (So.)	62	07

Minutes Played

since 1978-79 season

Rk	Name (Class)	Min.	Yr.
1.	D.J. Gay (Sr.)	1,302	11
2.	Brandon Heath (Sr.)	1,217	07
3.	JJ O'Brien (Sr.)	1,183	15
4.	D.J. Gay (Jr.)	1,175	10
5.	Kawhi Leonard (So.)	1,172	11
6.	Brandon Heath (Jr.)	1,164	06
7.	Chase Tapley (Jr.)	1,157	12
8.	Devin Watson (Sr.)	1,155	19
9.	Tony Bland (Jr.)	1,140	02
10.	Malcolm Thomas (Sr.)	1,126	11
11.	Xavier Thames (Sr.)	1,126	14
12.	Richie Williams (So.)	1,123	07
13.	Jamaal Franklin (Jr.)	1,091	13
14.	Richie Williams (Sr.)	1,090	09
15.	Michael Cage (Sr.)	1,085	84
16.	Trey Kell (So.)	1,084	16
17.	Shawn Jamison (Jr.)	1,082	90
18.	Michael Cage (So.)	1,076	82
19.	Malachi Flynn (Jr.)	1,072	20
20.	Michael Cage (Jr.)	1,070	83
21.	Winston Shepard (Sr.)	1,067	16
	Randy Holcomb (Sr.)	1,067	02
23.	Kawhi Leonard (Fr.)	1,064	10
24.	Malcolm Thomas (Jr.)	1,063	10
25.	Mohamed Abukar (Sr.)	1,061	07

Matt Bradley (Sr.) 972 22

Efficiency Points

since 1978-79 season

Rk	Name (Class)	Pts.	Yr.
1.	Michael Cage (Sr.)	820	84
2.	Kawhi Leonard (So.)	725	11
3.	Michael Cage (Jr.)	717	83
4.	Jamaal Franklin (Jr.)	659	13
5.	Marcus Slaughter (Jr.)	643	06
6.	Aerick Sanders (Sr.)	634	04
7.	Malcolm Thomas (Sr.)	628	11
8.	Steve Malovic (Sr.)	620	79
9.	Malachi Flynn (Sr.)	619	20
10.	Kawhi Leonard (Fr.)	597	10
11.	Jalen McDaniels (So.)	589	19
	Marty Dow (Sr.)	589	91
13.	Randy Holcomb (Sr.)	584	02
14.	Leonard Allen (Sr.)	584	85
15.	Xavier Thames (Sr.)	558	14
16.	Jamaal Franklin (So.)	545	12
17.	Michael Cage (Fr.)	537	81
18.	Anthony Watson (Sr.)	527	86
19.	Malcolm Thomas (Jr.)	525	10
20.	Jalen McDaniels (Fr.)	519	18
21.	Chase Tapley (Jr.)	517	12
22.	Leon Carter (Sr.)	504	96
23.	Brandon Heath (Sr.)	503	07
24.	Rodney Hawkins (Sr.)	503	98
25.	Marcus Slaughter (So.)	492	05

Matt Bradley (Sr.) 477 22

Nathan Mensah (Sr.) 387 22

Efficiency Average

since 1978-79 season

Rk	Name (Class)	EPG	Yr.
1.	Michael Cage (Sr.)	29.29	84
2.	Michael Cage (Jr.)	25.61	83

3.	Steve Malovic (Sr.)	22.96	79
4.	Marcus Slaughter (Jr.)	21.43	06
5.	Aerick Sanders (Sr.)	21.13	04
6.	Marty Dow (Sr.)	20.31	91
7.	Kawhi Leonard (So.)	20.14	11
8.	Jamaal Franklin (Jr.)	19.97	13
9.	Michael Cage (Fr.)	19.89	81
10.	Malachi Flynn (Jr.)	19.34	20
11.	Leonard Allen (Sr.)	18.84	85
12.	Anthony Watson (Sr.)	18.82	86
13.	Kim Goetz (Sr.)	18.23	79
14.	Marcus Slaughter (So.)	18.22	05
15.	Randy Holcomb (Sr.)	17.70	02
16.	Kawhi Leonard (Fr.)	17.55	10
17.	Leon Carter (Sr.)	17.38	96
18.	Rodney Hawkins (Sr.)	17.34	88
19.	Jalen McDaniels (So.)	17.32	19
20.	Jamaal Franklin (So.)	17.03	12
21.	Malcolm Thomas (Sr.)	16.97	11
22.	Eddy Gordon (Fr.)	16.78	80
23.	Joe McNaull (So.)	15.93	92
24.	Michael Cage (So.)	15.86	82
25.	Jalen McDaniels (Fr.)	15.73	18

Matt Bradley (Sr.) 15.39 22

Nathan Mensah (Sr.) 12.48 22

Pts.-Rebs.-Assists (PRA) *since 1972-73 season*

Rk	Name (Class)	PRA	Yr.
1.	Michael Cage (Sr.)	1,050	84
2.	Kawhi Leonard (So.)	1,028	11
3.	Jamaal Franklin (Jr.)	981	13
4.	Michael Cage (Jr.)	932	83
5.	Randy Holcomb (Sr.)	911	02
6.	Jalen McDaniels (So.)	894	19
7.	Brandon Heath (Sr.)	884	07
8.	Marcus Slaughter (Jr.)	879	06
9.	Malachi Flynn (Jr.)	870	20
10.	Anthony Watson (Sr.)	868	86
11.	Jamaal Franklin (So.)	856	12
12.	Xavier Thames (Sr.)	853	14
13.	Kawhi Leonard (Fr.)	834	10
14.	Brandon Heath (Jr.)	832	06
	Steve Copp (Sr.)	832	76
16.	Aerick Sanders (Sr.)	808	04
17.	Malcolm Thomas (Sr.)	807	11
18.	Steve Malovic (Sr.)	793	79
19.	Devin Watson (Sr.)	791	19
20.	Marty Dow (Sr.)	786	91
21.	Matt Bradley (Sr.)	774	22
22.	Will Connelly (Jr.)	771	76
23.	Winston Shepard (Sr.)	768	16
24.	Tony Bland (Jr.)	762	02
25.	Chase Tapley (Jr.)	760	12
26.	Shawn Jamison (Jr.)	759	90

PRA Average

since 1972-73 season

Rk	Name (Class)	PRA/G	Yr.
1.	Michael Cage (Sr.)	37.50	84
2.	Michael Cage (Jr.)	33.29	83
3.	Anthony Watson (Sr.)	31.00	86
4.	Jamaal Franklin (Jr.)	29.73	13
5.	Steve Malovic (Sr.)	29.37	79
6.	Marcus Slaughter (Jr.)	29.30	06
7.	Steve Copp (Sr.)	28.69	76
8.	Chris McMurray (Jr.)	28.64	72
9.	Kawhi Leonard (So.)	28.56	11
10.	Marcus Slaughter (So.)	28.04	05
11.	Randy Holcomb (Sr.)	27.61	02
12.	Will Connelly (So.)	27.52	75
13.	Malachi Flynn (Jr.)	27.19	20
14.	Marty Dow (Sr.)	27.10	91
15.	Aerick Sanders (Sr.)	26.93	04
16.	Brandon Heath (Sr.)	26.78	07
17.	Kim Goetz (Sr.)	26.77	79
18.	Jamaal Franklin (So.)	26.75	12
19.	Will Connelly (Jr.)	26.59	76
20.	Jalen McDaniels (Sr.)	26.29	19
21.	Carlus Groves (Sr.)	25.95	94

22.	Brandon Heath (So.)	25.52	05
23.	Jason Richey (Jr.)	25.48	97
24.	Brandon Heath (Jr.)	25.21	06
25.	Steve Copp (Jr.)	25.11	75

Matt Bradley (Sr.) 24.97 22

Victories

DI	Name (Class)	Wins	Yr.
1.	Brian Carlwell (Sr.)	34	11
	D.J. Gay (Sr.)	34	11
	James Rahon (So.)	34	11
	Malcolm Thomas (Sr.)	34	11
5.	Kawhi Leonard (So.)	33	11
	Billy White (Sr.)	33	11
7.	Matt Shrigley (Fr.)	31	14
	Skylar Spencer (So.)	31	14
	Xavier Thames (Sr.)	31	14
	Chase Tapley (Sr.)	31	11
11.	Josh Davis (Sr.)	30	14
	JJ O'Brien (So.)	30	14
	Winston Shepard (So.)	30	14
	KJ Feagin (Sr.)	30	20
	Malachi Flynn (Jr.)	30	20
	Matt Mitchell (Jr.)	30	20
	Jordan Schakel (Jr.)	30	20
	Yanni Wetzell (Sr.)	30	20
19.	Dwayne Polee II (Jr.)	29	14
	Aqeel Quinn (Jr.)	29	14
21.	Dakarai Allen (Jr.)	28	16
	Angelo Chol (Sr.)	28	16
	Zylan Cheatham (Fr.)	28	16
	Trey Kell (So.)	28	16
	Malik Pope (So.)	28	16
	Skylar Spencer (Sr.)	28	16
	Tim Shelton (Jr.)	28	11
	Jeremy Hemsley (Fr.)	27	16
	Winston Shepard (Sr.)	27	16
	JJ O'Brien (Sr.)	27	16
	Winston Shepard (Jr.)	27	16
	Skylar Spencer (Jr.)	27	16

Individual Career Records

Points

Rk	DI	Name	Years	GP	Points
1.	1.	Brandon Heath	04-05-06-07	125	2,189
2.	2.	Michael Cage	81-82-83-84	112	1,846
3.	3.	Anthony Watson	83-84-85-86	110	1,735
4.	4.	Chase Tapley	10-11-12-13	134	1,526
5.	-	Tony Pinkins	55-56-57	82	1,475
6.	5.	Matt Mitchell	18-19-20-21	124	1,471
7.	6.	Trey Kell	15-16-17-18	134	1,403
8.	7.	Winston Shepard	13-14-15-16	139	1,401
9.	8.	Jeremy Hemsley	16-17-18-19	134	1,392
10.	-	Bob Brady	52-53-54	74	1,389
11.	9.	Steve Copp	73-74-75-76	93	1,307
12.	10.	Billy White	08-09-10-11	134	1,294
13.	-	Al Skalecky	66-67-68	82	1,271
14.	11.	Tony Ross	87-88-89	85	1,259
15.	12.	Xavier Thames	12-13-14	97	1,232
16.	13.	Kyle Spain	06-07-08-09	115	1,230
17.	14.	Chad Nelson	94-95-96-97	112	1,225
18.	15.	Marcus Slaughter	04-05-06	87	1,211
19.	16.	Lorenzo Wade	07-08-09	92	1,200
20.	17.	Will Connelly	75-76-77	82	1,188
-	-	Von Jacobsen	69-70-71	78	1,188
22.	18.	Jamaal Franklin	11-12-13	87	1,181
23.	19.	D.J. Gay	08-09-10-11	140	1,178
24.	20.	Malik Pope	15-16-17-18	125	1,111
25.	-	Bernie Finlay	58-59-60	73	1,110
26.	21.	Myron Epps	99-00-01-02	113	1,090
27.	22.	Eddie Morris	80-81-82-83	105	1,089
28.	-	Danny Newport	54-55-56	76	1,048
29.	-	Milton Phelps	39-40-41	97	1,043
30.	23.	Jordan Schakel	18-19-20-21	121	1,034
-	-	Dave Miller	66-67-68	82	1,034
32.	24.	Leonard Allen	82-83-84-85	116	1,019
33.	25.	Tony Bland	02-03	63	1,012
34.	26.	Kim Goetz	78-79	54	1,005
35.	27.	Randy Holcomb	01-02	61	1,002
36.	28.	Kawhi Leonard	10-11	70	990
-	-	Nathan Mensah	19-20-21-22	106	732

Scoring Average

Rk	DI	Name	Years	GP	PPG	min. 600 points
1.	-	Bob Brady	52-53-54	74	18.8	
2.	1.	Kim Goetz	78-79	54	18.6	
3.	-	Tony Pinkins	55-56-57	83	18.1	
4.	2.	Brandon Heath	04-05-06-07	125	17.51	
5.	3.	Jason Richey	97-98	52	17.46	
6.	4.	Michael Cage	81-82-83-84	112	16.5	
7.	5.	Randy Holcomb	01-02	61	16.4	
8.	6.	Tony Bland	02-03	63	16.1	
9.	7.	Anthony Watson	83-84-85-86	110	15.8	
10.	-	Al Skalecky	66-67-68	82	15.5	
11.	-	Von Jacobsen	69-70-71	77	15.4	
12.	8.	Chris McMurray	72-73	42	15.238	
13.	9.	Steve Malovic	78-79	55	15.236	
14.	-	Bernie Finlay	58-59-60	73	15.205	
15.	10.	Mohamed Abukar	06-07	54	15.167	
16.	-	Dick Maureau	61-62	49	15.1	
17.	11.	Marty Dow	90-91	52	14.9	
18.	12.	Jimmy Harris	71-72	54	14.814	
19.	13.	Tony Ross	87-88-89	85	14.812	
20.	14.	Zack Jones	81-82	54	14.7	
21.	15.	Will Connelly	75-76-77	82	14.5	
22.	-	Bob Lundgren	67-68	45	14.3	
23.	16.	Devin Watson	18-19	67	14.18	
24.	17.	Kawhi Leonard	10-11	70	14.14	
25.	18.	Steve Copp	73-74-75-76	93	14.054	

Rebounds

Rk	DI	Name	Years	GP	Rebs.
1.	1.	Michael Cage	81-82-83-84	112	1,317
2.	-	Al Skalecky	66-67-68	82	1,090
3.	2.	Marcus Slaughter	04-05-06	87	775
4.	-	Larry Meek	63-64-65	75	764
5.	3.	Steve Copp	73-74-75-76	93	737
6.	4.	Leonard Allen	82-83-84-85	116	724
7.	5.	Kawhi Leonard	10-11	70	716
8.	6.	Joel Kramer	74-76-77-79	99	711

9.	7.	Winston Shepard	13-14-15-16	139	708
10.	8.	Aerick Sanders	01-02-03-04	109	686
11.	9.	Nathan Mensah	19-20-21-22	106	665
12.	10.	Skyler Spencer	13-14-15-16	144	652
13.	-	Noel Mickelsen	54-55-56	79	642
14.	11.	Will Connelly	75-76-77	82	641
15.	12.	Malik Pope	15-16-17-18	125	636
16.	13.	Eddy Gordon	80-81-82-83	107	631
17.	14.	Billy White	08-09-10-11	134	614
18.	15.	Jamaal Franklin	11-12-13	87	605
19.	-	Tony Pinkins	55-56-57	82	604
20.	16.	Kyle Spain	06-07-08-09	115	596
21.	17.	Joe McNaull	91-92-93	86	572
22.	18.	Matt Mitchell	18-19-20-21	124	564
23.	19.	Malcolm Thomas	10-11	71	561
24.	20.	Jalen McDaniels	18-19	67	529
25.	21.	Marcelo Correa	97-98-99-00-01	112	522

Rebound Average

Rk	DI	Name	Years	GP	RPG
1.	-	Al Skalecky	66-67-68	82	13.3
2.	1.	Michael Cage	81-82-83-84	112	11.8
3.	2.	Kawhi Leonard	10-11	70	10.2
4.	3.	Marcus Slaughter	04-05-06	87	8.9
5.	4.	Steve Malovic	78-79	55	8.8
6.	5.	Marty Dow	90-91	52	7.98
7.	6.	Steve Copp	73-74-75-76	93	7.9247
8.	7.	Larry Jones	72-73	53	7.9245
9.	8.	Malcolm Thomas	10-11	71	7.90
10.	9.	Jalen McDaniels	18-19	67	7.896
11.	10.	Randy Holcomb	01-02	61	7.89
12.	11.	Will Connelly	75-76-77	82	7.82
13.	12.	Joel Kramer	74-76-77-78	99	7.2
14.	13.	Mitch McMullen	88-89	58	7.03
15.	14.	Jamaal Franklin	11-12-13	87	6.95
16.	15.	Leon Carter	95-96	57	6.93
17.	16.	John Anderson	73-74	52	6.8
18.	17.	Joe McNaull	91-92-93	86	6.7
19.	18.	Aerick Sanders	01-02-03-04	109	6.294
20.	19.	Roy Krusivky	97-98	55	6.290
-	-	Nathan Mensah	19-20-21-22	106	6.27

Assists

Rk	Name	Years	GP	Assists	since 1972-73 season
1.	Tony Gwynn	78-79-80-81	107	590	
2.	Richie Williams	06-07-08-09	127	479	
3.	Chad Nelson	94-95-96-97	112	412	
4.	Brandon Heath	04-05-06-07	125	394	
5.	Mark Delsman	74-75-76-77	109	376	
6.	Anthony Watson	83-84-85-86	110	356	
7.	Keith Smith	82-83	53	349	
8.	D.J. Gay	08-09-10-11	140	344	
9.	Deandre Moore	01-02-03	88	339	
10.	Trey Kell	15-16-17-18	134	320	
11.	Xavier Thames	12-13-14	97	316	
12.	Winston Shepard	13-14-15-16	139	315	
13.	Dean Decker	77-78	56	307	
14.	Chase Tapley	10-11-12-13	134	303	
15.	Jeremy Hemsley	16-17-18-19	134	286	
16.	Ray Leary	74-75-76	76	279	
17.	Lorenzo Wade	07-08-09	92	275	
18.	Mike Dodd	76-77-78-79	91	271	
19.	Devin Watson	18-19	67	266	
20.	Creon Dorsey	85-86	59	263	
-	-	Trey Pulliam	20-21-22	89	262

Assist Average

Rk	Name	Years	GP	APG	min. 50 games: since 1972-73 season
1.	Keith Smith	82-83	53	6.6	
2.	Tony Gwynn	78-79-80-81	107	5.51	
3.	Dean Decker	77-78	56	5.48	
4.	Creon Dorsey	85-86	59	4.5	
5.	Michael Best	89-90	56	4.3	
6.	Devin Watson	18-19	67	3.97	
7.	Deandre Moore	01-02-03	88	3.85	
8.	Richie Williams	06-07-08-09	127	3.77	

9.	Jeff Konek	85	57	3.702
10.	Chad Nelson	94-95-96-97	112	3.679

Field Goals

Rk	DI	Name	Years	GP	FG
1.	1.	Brandon Heath	04-05-06-07	125	749
2.	2.	Anthony Watson	83-84-85-86	110	702
3.	3.	Michael Cage	81-82-83-84	112	679
4.	4.	Chase Tapley	10-11-12-13	134	573
5.	5.	Billy White	08-09-10-11	134	529
6.	6.	Steve Copp	73-74-75-76	93	507
7.	-	Tony Pinkins	55-56-57	82	495
8.	7.	Jeremy Hemsley	16-17-18-19	134	483
-	-	Eddie Morris	80-81-82-83	105	483
10.	-	Al Skalecky	66-67-68	82	481
11.	9.	Will Connelly	75-76-77	82	477
12.	10.	Matt Mitchell	18-19-20-21	124	472
13.	11.	Winston Shepard	13-14-15-16	139	466
14.	12.	Trey Kell	15-16-17-18	134	461
-	-	Bob Brady	52-53-54	74	461
15.	13.	Von Jacobsen	69-70-71	78	457
16.	14.	Lorenzo Wade	07-08-09	92	448
17.	15.	Kim Goetz	78-79	54	435
18.	16.	Malik Pope	15-16-17-18	125	421
19.	17.	Tony Ross	87-88-89	85	413
20.	18.	Myron Epps	99-00-01-02	113	407
-	-	Nathan Mensah	19-20-21-22	106	289

Field Goal Attempts

Rk	Name	Years	GP	FGA	
1.	Brandon Heath	04-05-06-07	125	1,815	
2.	Anthony Watson	83-84-85-86	110	1,576	
3.	Chase Tapley	10-11-12-13	134	1,247	
4.	Michael Cage	81-82-83-84	112	1,238	
5.	Trey Kell	15-16-17-18	134	1,212	
6.	Winston Shepard	13-14-15-16	139	1,164	
7.	Jeremy Hemsley	16-17-18-19	134	1,135	
8.	Steve Copp	73-74-75-76	93	1,126	
9.	Eddie Morris	80-81-82-83	105	1,098	
10.	Matt Mitchell	18-19-20-21	124	1,075	
11.	D.J. Gay	08-09-10-11	140	1,046	
12.	Will Connelly	75-76-77	82	1,020	
13.	Lorenzo Wade	07-08-09	92	977	
14.	Xavier Thames	12-13-14	97	949	
15.	Tony Ross	87-88-89	85	933	
16.	Kyle Spain	06-07-08-09	115	912	
17.	Malik Pope	15-16-17-18	125	910	
18.	Billy White	08-09-10-11	134	881	
19.	Jamaal Franklin	11-12-13	87	857	
20.	Kim Goetz	78-79	54	852	
-	-	Nathan Mensah	19-20-21-22	106	535

Field Goal Percentage

Rk	DI	Name	Years	FG/FGA	FG%	min. 500 career attempts
1.	1.	Billy White	08-09-10-11	529/881	60.0	
2.	2.	Leonard Allen	82-83-84-85	396/692	57.2	
3.	3.	Mitch McMullen	88-89	296/527	56.2	
4.	4.	Marty Dow	90-91	309/557	55.5	
5.	5.	Steve Malovic	78-79	337/609	55.3	
6.	-	Danny Newport	54-55-56	379/686	55.2	
7.	6.	Michael Cage	81-82-83-84	679/1,238	54.8	
8.	7.	Nathan Mensah	19-20-21-22	289/535	54.02	
9.	8.	Aerick Sanders	01-02-03-04	334/619	53.96	
10.	9.	Malcolm Thomas	10-11	298/553	53.9	
11.	10.	Mike Mackell	02-03	291/543	53.6	
12.	11.	Joe McNaull	91-92-93	333/627	53.1	
13.	12.	Joel Kramer	74-76-77-78	406/779	52.1	

Individual Career Records

3FG

in existence since '86-87				
Rk	Name	Years	GP	3FG
1.	Brandon Heath	04-05-06-07	125	281
2.	Tony Ross	87-88-89	85	270
3.	Jordan Schakel	18-19-20-21	121	225
4.	Chase Tapley	10-11-12-13	134	223
5.	D.J. Gay	08-09-10-11	140	219
6.	Matt Mitchell	18-19-20-21	124	166
7.	John Sharper	03-04-05-06	119	166
8.	Jeremy Hemsley	16-17-18-19	134	153
9.	Trey Kell	15-16-17-18	134	150
10.	Devin Watson	18-19	67	138
	Matt Shrigley	14-15-16-17	113	138
12.	Jason Richey	97-98	52	136
13.	Kyle Spain	06-07-08-09	115	130
14.	James Rahon	11-12-13	100	129
15.	Chad Nelson	94-95-96-97	112	122
16.	Xavier Thames	12-13-14	97	114
17.	Richie Williams	06-07-08-09	127	112
18.	Michael Best	89-90	56	107
19.	Al Faux	01-02	57	106
20.	Jamaal Franklin	11-12-13	87	100

	Adam Seiko	19-20-21-22	116	98

3FGA

in existence since '86-87				
Rk	Name	Years	GP	3FGA
1.	Brandon Heath	04-05-06-07	125	798
2.	D.J. Gay	08-09-10-11	140	607
3.	Tony Ross	87-88-89	85	589
4.	Chase Tapley	10-11-12-13	134	565
5.	Jordan Schakel	18-19-20-21	121	527
6.	Trey Kell	15-16-17-18	134	485
7.	Matt Mitchell	18-19-20-21	124	469
8.	Jeremy Hemsley	16-17-18-19	134	443
9.	Matt Shrigley	14-15-16-17	113	420
10.	John Sharper	03-04-05-06	119	412
11.	Jason Richey	97-98	52	381
12.	James Rahon	11-12-13	100	368
13.	Devin Watson	18-19	67	359
14.	Chad Nelson	94-95-96-97	112	337
15.	Kyle Spain	06-07-08-09	115	332
16.	Jamaal Franklin	11-12-13	87	328
17.	Xavier Thames	12-13-14	97	320
18.	Richie Williams	06-07-08-09	127	303
19.	Michael Best	89-90	56	292
20.	David Abramowitz	99-00-01	79	284

	Adam Seiko	19-20-21-22	116	259

3FG Percentage

min. 40 career three-point field goals				
Rk	Name	Years	3FG/3FGA	3FG%
1.	Tony Ross	87-88-89	270/589	45.84
2.	Jordan Schakel	18-19-20-21	225/527	42.69
3.	Matt Bradley	22	57/137	41.61
4.	Al Faux	01-02	106/256	41.41
5.	John Sharper	03-04-05-06	166/412	40.29
6.	Terrell Gomez	21	51/127	40.15
7.	Steve Sir	03-04	47/118	39.83
8.	Chase Tapley	10-11-12-13	223/565	39.47
9.	Kyle Spain	06-07-08-09	130/332	39.16
10.	Chad Baker-Mazara	22	21/54	38.89
11.	Devin Watson	18-19	138/359	38.44
12.	KJ Feagin	20	58/151	38.41
13.	Malik Pope	15-16-17-18	92/241	38.17
14.	Adam Seiko	19-20-21-22	98/259	37.84
15.	Malachi Flynn	20	76/204	37.25
16.	Richie Williams	06-07-08-09	112/303	36.96
17.	Michael Best	89-90	107/292	36.64
18.	Tony Clark	92-93	52/142	36.62
19.	Chad Nelson	94-95-96-97	122/337	36.20
20.	D.J. Gay	08-09-10-11	219/607	36.08
21.	Aqeel Quinn	14-15	82/228	35.96
22.	Jason Richey	97-98	136/381	35.70

Free Throws

Rk	DI	Name	Years	GP	FT
1.	1.	Michael Cage	81-82-83-84	112	488
2.	-	Tony Pinkins	55-56-57	82	485
3.	-	Bob Brady	52-53-54	74	467
4.	2.	Winston Shepard	13-14-15-16	139	428
		Chad Nelson	94-95-96-97	112	415
6.	4.	Brandon Heath	04-05-06-07	125	410
7.	5.	Marcus Slaughter	04-05-06	87	388
8.	6.	Xavier Thames	12-13-14	97	372
9.	7.	Matt Mitchell	18-19-20-21	124	361
10.	-	Bernie Finlay	58-59-60	73	352
11.	8.	Jamaal Franklin	11-12-13	87	349
12.	9.	Kyle Spain	06-07-08-09	115	336
13.	10.	Trey Kell	15-16-17-18	134	331
		Anthony Watson	83-84-85-86	110	331
15.	-	Al Skalecky	66-67-68	82	309
16.	12.	Courtie Miller	90-91-92-93-94	101	302
17.	13.	Steve Copp	73-74-75-76	93	293
18.	-	Danny Newport	54-55-56	76	290
19.	14.	Myron Epps	99-00-01-02	113	274
20.	15.	Jeremy Hemsley	16-17-18-19	134	273
21.	16.	Tony Gwynn	78-79-80-81	107	245
22.	17.	Lorenzo Wade	07-08-09	92	240
23.	18.	Will Connelly	75-76-77	82	234
24.	19.	Tony Bland	02-03	63	233
25.	20.	Leonard Allen	82-83-84-85	116	227

		Nathan Mensah	19-20-21-22	106	153

Free Throw Attempts

DI	Name	Years	GP	FTA
1.	Michael Cage	81-82-83-84	112	667
2.	Winston Shepard	13-14-15-16	139	653
3.	Marcus Slaughter	04-05-06	87	530
4.	Brandon Heath	04-05-06-07	125	524
5.	Chad Nelson	94-95-96-97	112	519
6.	Trey Kell	15-16-17-18	134	468
7.	Myron Epps	99-00-01-02	113	466
8.	Matt Mitchell	18-19-20-21	124	449
9.	Jamaal Franklin	11-12-12	87	446
	Anthony Watson	83-84-85-86	110	446
11.	Xavier Thames	12-13-14	97	443
12.	Steve Copp	73-74-75-76	93	439
13.	Kyle Spain	06-07-08-09	115	434
14.	Jeremy Hemsley	16-17-18-19	134	406
15.	Courtie Miller	90-91-92-93-94	101	398
16.	Will Connelly	75-76-77	82	376
17.	Leonard Allen	82-83-84-85	116	369
18.	Mitch McMullen	88-89	58	356
19.	Lorenzo Wade	07-08-09	92	341
20.	Tony Bland	02-03	63	340

	Nathan Mensah	19-20-21-22	106	250

Free Throw Percentage

min. 40 career free throws					
Rk	DI	Name	Years	FT/FTA	FT%
1.	1.	Chad Baker-Mazara	22	38/42	90.48
2.	2.	Jordan Schakel	18-19-20-21	147/169	86.98
3.	3.	Malachi Flynn	20	120/140	85.71
4.	4.	Kim Goetz	78-79	135/158	85.44
		Mike Spigler	69-70	112/134	83.58
6.	5.	LaBradford Franklin	11-12-13	45/54	83.33
7.	6.	Xavier Thames	12-13-14	372/449	82.85
8.	7.	Steve Malovic	78-79	164/199	82.41
9.	8.	Mohamed Abukar	06-07	186/226	82.30
10.	9.	Jason Richey	97-98	218/271	80.44
11.	10.	Matt Mitchell	18-19-20-21	361/449	80.40
12.	11.	Tony Ross	87-88-89	163/203	80.30
13.	12.	Chad Nelson	94-95-96-97	415/519	79.96
14.	13.	Matt Bradley	22	109/138	78.99
15.	14.	Jamaal Franklin	11-12-13	349/446	78.25
16.	15.	Brandon Heath	04-05-06-07	410/524	78.24
17.	16.	Mike Dodd	76-77-78-79	144/185	77.84
		Bernie Finlay	58-59-60	352/453	77.70
19.	17.	Kyle Spain	06-07-08-09	336/434	77.42
20.	18.	Max Montana	17-18	54/70	77.14
21.	19.	Chris McMurray	72-73	130/169	76.92

		Adam Seiko	19-20-21-22	61/82	74.39

Blocks

since 1978-79 season				
Rk	Name	Years	GP	Blk.
1.	Skyлар Spencer	13-14-15-16	144	303
2.	Leonard Allen	82-83-84-85	116	214
3.	Nathan Mensah	19-20-21-22	106	169
4.	Malcolm Thomas	10-11	71	127
5.	Michael Cage	81-82-83-84	112	118
6.	Joe McNaull	91-92-93	86	114
7.	Malik Pope	15-16-17-18	125	113
8.	Aerick Sanders	01-02-03-04	109	105
9.	Billy White	08-09-10-11	134	102
10.	Marcelo Correa	97-98-99-00-01	112	100
11.	Marcus Slaughter	04-05-06	87	78
12.	Lorenzo Wade	07-08-09	92	72
13.	Eddy Gordon	80-81-82-83	107	71
14.	Marty Dow	90-91	52	68
	Rodney Hawkins	86-87-88	70	68
16.	Dakarai Allen	14-15-16-17	133	66
17.	Leon Carter	95-96	57	58
18.	Marc Carter	94-95	56	55
19.	Chase Tapley	10-11-12-13	134	54
20.	Valentine Izundu	17	30	53

Steals

since 1978-79 season				
Rk	Name	Years	GP	Steals
1.	Richie Williams	06-07-08-09	127	246
2.	Brandon Heath	04-05-06	125	217
3.	Anthony Watson	83-84-85-86	110	192
4.	Chase Tapley	10-11-12-13	134	187
5.	Chad Nelson	94-95-96-97	112	175
6.	Billy White	08-09-10-11	134	149
7.	Tony Gwynn	78-79-80-81	107	141
8.	Kyle Spain	06-07-08-09	115	137
9.	Eddie Morris	80-81-82-83	105	131
10.	Matt Mitchell	18-19-20-21	124	129
11.	Trey Kell	15-16-17-18	134	126
	D.J. Gay	08-09-10-11	140	126
	Matt Watts	98-99	53	126
	Michael Best	89-90	56	126
	Michael Cage	81-82-83-84	112	126
16.	Lorenzo Wade	07-08-09	92	125
17.	Dakarai Allen	14-15-16-17	133	121
18.	Xavier Thames	12-13-14	97	120
19.	Deandre Moore	01-02-03	88	114
20.	Eddy Gordon	80-81-82-83	107	111

	Lamont Butler	21-22	54	70

Games Played

Rk	DI	Name	Years	GP
1.	1.	Skyлар Spencer	13-14-15-16	144
2.	2.	D.J. Gay	08-09-10-11	140
3.	3.	Winston Shepard	13-14-15-16	139
4.	4.	Jeremy Hemsley	16-17-18-19	134
		Trey Kell	15-16-17-18	134
		Chase Tapley	10-11-12-13	134
		Billy White	08-09-10-11	134
8.	8.	Dakarai Allen	14-15-16-17	133
9.	9.	Richie Williams	06-07-08-09	127
10.	10.	Malik Pope	15-16-17-18	125
		Brandon Heath	04-05-06-07	125
12.	12.	Matt Mitchell	18-19-20-21	124
13.	13.	Matt Thomas	05-06-07-08-09	124
14.	14.	Jordan Schakel	18-19-20-21	121
15.	15.	John Sharper	03-04-05-06	119
16.	16.	Adam Seiko	19-20-21-22	116
		Leonard Allen	82-83-84-85	116
18.	18.	Kyle Spain	06-07-08-09	115
19.	19.	Matt Shrigley	14-15-16-17	113
		Myron Epps	99-00-01-02	113
		Berry Randle	93-94-95-96	113

		Nathan Mensah	19-20-21-22	106

Individual Career Records

Games Started

		since 1978-79		
Rk	Name	Years	GP	GS
1.	Billy White	08-09-10-11	134	124
2.	D.J. Gay	08-09-10-11	140	120
	Brandon Heath	04-05-06-07	125	120
4.	Chase Tapley	10-11-12-13	134	114
5.	Trey Kell	15-16-17-18	134	112
	Michael Cage	81-82-83-84	112	112
7.	Leonard Allen	82-83-84-85	116	110
8.	Richie Williams	06-07-08-09	127	109
9.	Matt Mitchell	18-19-20-21	124	108
10.	JJ O'Brien	13-14-15	105	104
11.	Chad Nelson	94-95-96-97	112	103
12.	Skylar Spencer	13-14-15	144	102
13.	Winston Shepard	13-14-15	139	101
14.	Jeremy Hemsley	16-17-18-19	134	95
	Kyle Spain	06-07-08-09	115	95
16.	Anthony Watson	83-84-85-86	110	93
17.	Nathan Mensah	19-20-21-22	106	91
	Xavier Thames	12-13-14	97	91
	Marcelo Correa	97-98-99-00-01	112	91
20.	Myron Epps	99-00-01-02	113	81

Consecutive Gms. Started

		since 1980-81 season		
Rk	Name	Years	GP	CGS
1.	Michael Cage	81-82-83-84	112	112
2.	Chad Nelson	94-95-96-97	112	103
3.	Brandon Heath	04-05-06-07	125	85
4.	Skylar Spencer	13-14-15-16	144	76
5.	D.J. Gay	08-09-10-11	140	71
6.	Leonard Allen	82-83-84-85	116	70
7.	Malcolm Thomas	10-11	71	68
8.	Devin Watson	2018-19	67	67
9.	Trey Kell	15-16-17	106	66
10.	Kawhi Leonard	10-11	70	64
11.	Winston Shepard	13-14-15-16	139	62
	JJ O'Brien	13-14-15	105	62
13.	Randy Holcomb	01-02	61	61
14.	Matt Mitchell	18-19	67	60
	Aerick Sanders	01-02-03-04	109	60
16.	Myron Epps	99-00-01-02	113	58
17.	Chris Walters	1993-94	57	57
	Joe McNaull	91-92-93	86	57
19.	Jamaal Franklin	11-12-13	87	55
	Kevin Betts	97-98	55	55
	Anthony Watson	83-84-85-86	110	55

	Nathan Mensah	19-20-21-22	106	36

Minutes Played

		since 1978-79 season		
Rk	Name	Years	GP	Min.
1.	Brandon Heath	04-05-06-07	125	4,275
2.	Michael Cage	81-82-83-84	112	4,262
3.	D.J. Gay	08-09-10-11	140	4,222
4.	Chase Tapley	10-11-12-13	134	3,813
5.	Richie Williams	06-07-08-09	127	3,780
6.	Chad Nelson	94-95-96-97	103	3,692
7.	Trey Kell	15-16-17-18	134	3,640
8.	Jeremy Hemsley	16-17-18-19	134	3,632
9.	Winston Shepard	13-14-15-16	139	3,583
10.	Billy White	08-09-10-11	134	3,532
11.	Matt Mitchell	18-19-20-21	124	3,340
12.	Anthony Watson	83-84-85-86	110	3,330
13.	Leonard Allen	82-83-84-85	116	3,191
14.	Skylar Spencer	13-14-15-16	144	3,100
15.	JJ O'Brien	13-14-15	105	3,077
16.	Xavier Thames	12-13-14	97	3,035
17.	Myron Epps	99-00-01-02	113	2,971
18.	Kyle Spain	06-07-08-09	115	2,948
19.	Lorenzo Wade	07-08-09	92	2,911
20.	Jordan Schakel	18-19-20-21	121	2,771

	Nathan Mensah	19-20-21-22	106	2,284
	Trey Pulliam	20-21-22	90	2,209

Efficiency Points

		since 1978-79 season			
Rk	Name	Years	GP	Eff. Pts.	
1.	Michael Cage	81-82-83-84	112	2,534	
2.	Brandon Heath	04-05-06-07	125	1,652	
3.	Billy White	08-09-10-11	134	1,635	
4.	Chase Tapley	10-11-12-13	134	1,574	
5.	Marcus Slaughter	04-05-06	87	1,495	
6.	Matt Mitchell	18-19-20-21	124	1,485	
7.	Steve Copp	73-74-75-76	93	1,450	
8.	Joel Kramer	74-76-77-78	99	1,407	
9.	Leonard Allen	82-83-84-85	116	1,395	
10.	Chad Nelson	94-95-96-97	112	1,351	
11.	Winston Shepard	13-14-15-16	139	1,343	
12.	Anthony Watson	83-84-85-86	110	1,337	
13.	Kawhi Leonard	10-11	70	1,322	
14.	Malik Pope	15-16-17-18	125	1,311	
15.	Kyle Spain	06-07-08	115	1,308	
16.	Trey Kell	15-16-17-18	134	1,302	
17.	Aerick Sanders	01-02-03-04	109	1,276	
18.	Jamaal Franklin	11-12-13	87	1,282	
19.	Skylar Spencer	13-14-15-16	144	1,252	
20.	Lorenzo Wade	07-08-09	92	1,244	
21.	Nathan Mensah	19-20-21-22	106	1,237	
22.	Richie Williams	06-07-08-09	127	1,220	

Efficiency Avg.

		min. 50 games; since 1978-79 season			
Rk	Name	Years	GP	EPG	
1.	Michael Cage	81-82-83-84	112	22.63	
2.	Steve Malovic	78-79	55	20.67	
3.	Kawhi Leonard	10-11	70	18.89	
4.	Marty Dow	90-91	52	17.52	
5.	Marcus Slaughter	04-05-06	87	17.18	
6.	Jalen McDaniels	18-19	67	16.54	
7.	Malcolm Thomas	10-11	71	16.24	
8.	Kim Goetz	78-79	54	16.09	
9.	Steve Copp	73-74-75-76	93	15.59	
10.	Randy Holcomb	01-02	61	15.34	
11.	Will Connelly	75-76-77	82	14.83	
12.	Jamaal Franklin	11-12-13	87	14.74	
13.	Jason Richey	97-98	52	14.40	
14.	Joel Kramer	74-76-77-78	99	14.21	
15.	Mohamed Abukar	06-07	54	14.20	
16.	Leon Carter	95-96	57	13.82	
17.	Mitch McMullen	88-89	58	13.78	
18.	Lorenzo Wade	07-08-09	92	13.52	
19.	Tony Bland	02-03	63	13.27	
20.	Brandon Heath	04-05-06-07	125	13.22	

	Nathan Mensah	19-20-21-22	106	11.67	

Points-Rebounds-Assists

		since 1972-73 season		
Rk	Name	Years	GP	PRA
1.	Michael Cage	81-82-83-84	112	3,261
2.	Brandon Heath	04-05-06-07	125	3,002
3.	Anthony Watson	83-84-85-86	110	2,453
4.	Winston Shepard	13-14-15-16	139	2,424
5.	Matt Mitchell	18-19-20-21	124	2,259
6.	Trey Kell	15-16-17-18	134	2,241
7.	Chase Tapley	10-11-12-13	134	2,238
8.	Steve Copp	73-74-75-76	93	2,215
9.	Marcus Slaughter	04-05-06	87	2,099
10.	Billy White	08-09-10-11	134	2,069
11.	Chad Nelson	94-95-96-97	112	2,007
12.	Jeremy Hemsley	16-17-18-19	134	2,000
13.	Kyle Spain	06-07-08-09	115	1,959
14.	Jamaal Franklin	11-12-13	87	1,952
15.	Lorenzo Wade	07-08-09	92	1,918
16.	Will Connelly	75-76-77	82	1,901
17.	Malik Pope	15-16-17-18	124	1,869
18.	Kawhi Leonard	10-11	70	1,862
19.	Xavier Thames	12-13-14	97	1,833
20.	Joel Kramer	74-76-77-78	99	1,822

	Nathan Mensah	19-20-21-22	106	1,457

Victories

		since 1975-76		
Rk	Name	Years	GP	Wins
1.	Skylar Spencer	13-14-15-16	144	109
2.	D.J. Gay	08-09-10-11	140	105
3.	Winston Shepard	13-14-15-16	139	104
4.	Chase Tapley	10-11-12-13	134	103
5.	Billy White	08-09-10-11	134	101
6.	Dakarai Allen	14-15-16-17	133	99
7.	Matt Mitchell	18-19-20-21	124	96
8.	Trey Kell	15-16-17-18	134	92
9.	Adam Seiko	19-20-21-22	116	90
	Jordan Schakel	18-19-20-21	121	90
11.	Jeremy Hemsley	16-17-18-19	134	87
12.	Malik Pope	15-16-17-18	125	86
13.	Matt Shrigley	14-15-16-17	113	85
	Tim Shelton	08-09-10-11-12	109	85
	Richie Williams	06-07-08-09	127	85
16.	JJ O'Brien	13-14-15	105	80
	Kyle Spain	06-07-08-09	115	80
18.	James Rahon	11-12-13	100	78
19.	Leonard Allen	82-83-84-85	116	76
20.	Trey Pulliam	20-21-22	90	75
	Xavier Thames	12-13-14	97	75

Conference Victories

		since 1975-76		
Rk	Name	Years	CGP	Wins
1.	Winston Shepard	13-14-15-16	70	55
	Skylar Spencer	13-14-15-16	70	55
3.	Adam Seiko	19-20-21-22	65	51
	Dakarai Allen	14-15-16-17	68	51
5.	Matt Mitchell	18-19-20-21	66	50
6.	Matt Shrigley	14-15-16-17	64	49
7.	Trey Kell	15-16-17-18	68	48
	Malik Pope	15-16-17-18	67	48
9.	Jordan Schakel	18-19-20-21	63	47
10.	Jeremy Hemsley	16-17-18-19	69	45
	D.J. Gay	08-09-10-11	64	45
12.	Trey Pulliam	20-21-22	51	43
	Billy White	08-09-10-11	56	43
14.	Chase Tapley	10-11-12-13	59	41
15.	Nathan Mensah	19-20-21-22	54	40
	Aquek Arop	19-20-21-22	54	40
17.	JJ O'Brien	13-14-15	51	39
	Richie Williams	06-07-08-09	60	39
19.	Kyle Spain	06-07-08-09	51	36
	Leonard Allen	82-83-84-85	64	36

Division I Freshman Season Records

Points

Rk	Name	Points	Year
1.	Tony Ross	455	1987
2.	Jeremy Hemsley	443	2016
3.	Kawhi Leonard	433	2010
4.	Brandon Heath	413	2004
5.	Matt Mitchell	346	2018
6.	Jalen McDaniels	345	2018
	Eddy Gordon	345	1980
8.	Presnell Gilbert	338	1977
9.	Anthony Watson	319	1983
9.	Eddie Morris	319	1980

Scoring Average

Rk	Name	PPG	Year
1.	Tony Ross	16.3	1987
2.	Presnell Gilbert	15.4	1977
3.	Brandon Heath	13.8	2004
4.	Eddie Morris	13.3	1980
5.	Eddy Gordon	12.8	1980
6.	Kawhi Leonard	12.7	2010
7.	Jeremy Hemsley	12.0	2016
8.	Myron Epps	11.8	1999
9.	Anthony Watson	11.4	1983
10.	Michael Cage	10.9	1981

Rebounds

Rk	Name	Rebounds	Year
1.	Michael Cage	355	1981
2.	Kawhi Leonard	336	2010
3.	Jalen McDaniels	248	2018
4.	Eddy Gordon	239	1980
5.	Zylan Cheatham	205	2016
6.	Marcus Slaughter	204	2004
7.	Billy White	195	2008
8.	Nathan Mensah	187	2019
9.	Steve Copp	173	1973
10.	Tim Shelton	161	2009

Rebound Average

Rk	Name	RPG	Year
1.	Michael Cage	13.1	1981
2.	Kawhi Leonard	9.9	2010
3.	Eddy Gordon	8.9	1980
4.	Jalen McDaniels	7.5	2018
5.	Marcus Slaughter	6.8	2004
6.	Steve Copp	6.7	1973
7.	Presnell Gilbert	6.5	1977
8.	Billy White	5.9	2008
9.	Kyle Spain	5.6	2006
	Myron Epps	5.6	1999

Assists

Rk	Name	Assists	Year
1.	Raymond King	150	1996
2.	Richie Williams	127	2006
3.	Mark Delsman	120	1974
4.	Bradley Jackson	101	2000
5.	Jason Hamilton	97	1993
6.	Chad Nelson	90	1994
7.	Anthony Watson	85	1983
8.	Tracy Dildy	73	1986
9.	Chase Tapley	72	2010
10.	Jeremy Hemsley	68	2016

Assist Average

Rk	Name	APG	Year
1.	Raymond King	5.2	1996
2.	Mark Delsman	4.6	1974
3.	Richie Williams	3.8	2006
4.	Jason Hamilton	3.7	1993
5.	Bradley Jackson	3.6	2000
6.	Chad Nelson	3.2	1994
7.	Anthony Watson	3.0	1983
8.	Tracy Dildy	2.5	1986
9.	David Abramowitz	2.3	1999
10.	Chase Tapley	2.2	2010

Blocks

Rk	Name	Blocks	Year
1.	Skylar Spencer	51	2013
2.	Leonard Allen	45	1982
3.	Eddy Gordon	43	1980
4.	Nathan Mensah	39	2019
5.	Joe McNaull	32	1991
6.	Zylan Cheatham	26	2016
7.	Billy White	25	2008
	Evan Burns	25	2003
9.	Malik Pope	24	2015
10.	Kawhi Leonard	24	2010

Steals

Rk	Name	Steals	Year
1.	Raymond King	63	1996
2.	Richie Williams	58	2006
3.	Jason Hamilton	55	1993
4.	Kawhi Leonard	47	2010
	Billy White	47	2008
6.	Brandon Heath	41	2004
7.	Tracy Dildy	40	1986
8.	Bradley Jackson	38	2000
9.	Chase Tapley	37	2010
10.	Matt Mitchell	36	2018
	Chad Nelson	36	1994

Field Goals

Rk	Name	FG	Year
1.	Kawhi Leonard	166	2010
2.	Tony Ross	152	1987
3.	Eddy Gordon	149	1980
4.	Presnell Gilbert	148	1977
5.	Jeremy Hemsley	147	2016
6.	Brandon Heath	144	2004
	Eddie Morris	144	1980
8.	Anthony Watson	132	1983
9.	Jalen McDaniels	126	2018
10.	Billy White	118	2008

Field Goal Attempts

Rk	Name	FGA	Year
1.	Brandon Heath	368	2004
2.	Kawhi Leonard	365	2010
3.	Tony Ross	364	1987
4.	Jeremy Hemsley	342	2016
5.	Eddie Morris	326	1980
6.	Presnell Gilbert	321	1977
7.	Anthony Watson	320	1983
8.	Eddy Gordon	312	1980
9.	Matt Mitchell	258	2018
10.	Myron Epps	241	1999

Field Goal Percentage

Rk	Name	Pct.	Year
1.	Billy White	61.5	2008
2.	Jalen McDaniels	58.6	2018
3.	Michael Cage	55.8	1981
4.	Zylan Cheatham	52.8	2016
5.	Tim Shelton	50.2	2009
6.	Chase Tapley	50.0	2010
7.	Kyle Spain	49.5	2006
8.	Evan Burns	49.2	2003
9.	Myron Epps	48.1	1999
10.	Eddy Gordon	47.8	1980

Three-Point Field Goals

Rk	Name	3FGs	Year
1.	Tony Ross	104	1987
2.	Matt Mitchell	49	2018
3.	Brandon Heath	48	2004
4.	Steve Sir	46	2003
5.	D.J. Gay	45	2008
6.	Jeremy Hemsley	42	2016
7.	Matt Shrigley	40	2014
8.	Chase Tapley	35	2010
9.	David Abramowitz	29	1999

10.	Jason Hamilton	28	1993
-----	----------------	----	------

Three-Point Field Goal Attempts

Rk	Name	3FGA	Year
1.	Tony Ross	223	1987
2.	Brandon Heath	160	2004
3.	Matt Mitchell	137	2018
4.	D.J. Gay	121	2008
5.	Jeremy Hemsley	118	2016
6.	Steve Sir	114	2003
7.	Matt Shrigley	113	2014
8.	Chase Tapley	93	2010
9.	David Abramowitz	87	1999
10.	Robert Ringo	84	1992

Three-Point Field Goal Pct.

Rk	Name	Pct.	Year
1.	Jason Hamilton	50.0	1993
2.	Chad Nelson	46.7	1994
3.	Tony Ross	46.6	1987
4.	Steve Sir	40.4	2003
5.	Chase Tapley	37.6	2010
6.	D.J. Gay	37.2	2008
7.	Matt Mitchell	35.8	2018
8.	Jeremy Hemsley	35.6	2016
9.	Matt Shrigley	35.4	2014
10.	Jordan Schakel	34.6	2018

Free Throws

Rk	Name	FT	Year
1.	Zylan Cheatham	111	2016
2.	Jeremy Hemsley	107	2016
3.	Jalen McDaniels	89	2018
4.	Kawhi Leonard	85	2010
5.	Brandon Heath	77	2004
6.	Myron Epps	76	1999
7.	Steve Copp	76	1973
8.	Matt Mitchell	65	2018
	Matt Thomas	65	2005
	Michael Cage	65	1981

Free Throw Attempts

Rk	Name	FTA	Year
1.	Zylan Cheatham	155	2016
2.	Myron Epps	147	1999
3.	Jeremy Hemsley	141	2016
4.	Kawhi Leonard	117	2010
5.	Jalen McDaniels	113	2018
	Steve Copp	113	1973
7.	Brandon Heath	110	2004
8.	Vincent Okotie	96	1999
9.	Matt Thomas	95	2005
10.	Kyle Spain	92	2006

Free Throw Percentage

Rk	Name	Pct.	Year
1.	Jalen McDaniels	78.8	2018
2.	Matt Mitchell	76.5	2018
3.	Jeremy Hemsley	75.9	2016
4.	Michael Cage	75.6	1981
5.	Bradley Jackson	74.0	2000
6.	Chad Nelson	73.2	1994
7.	Kawhi Leonard	72.6	2010
8.	Marcus Slaughter	72.4	2004
9.	Zylan Cheatham	71.6	2016
	Richie Williams	71.6	2006

Minutes Played

Rk	Name	Min.	Year
1.	Kawhi Leonard	1,064	2010
2.	Michael Cage	1,031	1981
3.	Raymond King	1,016	1996
4.	Jeremy Hemsley	1,014	2016
5.	Billy White	946	2008
6.	Richie Williams	935	2006

7.	Brandon Heath	897	2004
8.	Matt Mitchell	874	2018
	Jason Hamilton	874	1993
10.	Bradley Jackson	830	2000

Efficiency Points

Rk	Name	Points	Year
1.	Kawhi Leonard	597	2010
2.	Michael Cage	537	1981
3.	Jalen McDaniels	519	2018
4.	Eddy Gordon	453	1980
5.	Billy White	429	2008
6.	Zylan Cheatham	390	2016
7.	Marcus Slaughter	360	2004
8.	Matt Mitchell	350	2018
9.	Nathan Mensah	343	2019
10.	Jeremy Hemsley	339	2016

Efficiency Average

Rk	Name	EPG	Year
1.	Michael Cage	19.89	1981
2.	Kawhi Leonard	17.55	2010
3.	Eddy Gordon	16.78	1980
4.	Jalen McDaniels	15.73	2018
5.	Billy White	13.00	2008
6.	Marcus Slaughter	12.00	2004
7.	Evan Burns	11.69	2003
8.	Kyle Spain	11.43	2006
9.	Matt Mitchell	10.61	2018
10.	Jason Hamilton	10.42	1993

Points-Rebs.-Assists (PRA)

Rk	Name	PRA	Year
1.	Kawhi Leonard	834	2010
2.	Michael Cage	661	1981
3.	Eddy Gordon	630	1980
4.	Jalen McDaniels	622	2018
5.	Jeremy Hemsley	600	2016
6.	Tony Ross	551	1987
7.	Brandon Heath	546	2004
8.	Zylan Cheatham	541	2016
9.	Matt Mitchell	534	2018
10.	Presnell Gilbert	516	1977

PRA Average

Rk	Name	PRAPG	Year
1.	Kawhi Leonard	24.53	2010
2.	Michael Cage	24.48	1981
3.	Presnell Gilbert	23.45	1977
4.	Eddy Gordon	23.33	1980
5.	Tony Ross	19.68	1987
6.	Jalen McDaniels	18.85	2018
7.	Steve Copp	18.31	1973
8.	Brandon Heath	18.20	2004
9.	Eddie Morris	18.08	1980
10.	Myron Epps	17.96	1999

SAN DIEGO STATE SCHEDULE/RESULTS

Record: 23-8 (Home: 14-1, Away: 5-5, Neutral: 4-2) / 2 games lost due to COVID-19
Mountain West: 13-4 (Home: 8-1, Away: 5-3) / 1 games lost due to COVID-19

Date	SDSU NR	Opponent	SDSU Result	W-L	Record	MW	Scorer	San Diego State High			Attendance
								Rebounder	Assists		
Nov. 9	rv/--	UC RIVERSIDE	W 66-53	W1	1-0		Bradley - 23	Mensah - 10	Mensah - 2		11,729
Nov. 12	rv/--	at (rv/--) Brigham Young	L 60-66	L1	1-1		Mensah - 18	Mensah - 8	Pulliam - 4		16,470
Nov. 18		ARIZONA STATE	W 65-63	W1	2-1		Butler - 14	Mensah - 9	Pulliam - 4		12,414 (c)
Nov. 22		TEXAS ARLINGTON	W 68-62	W2	3-1		Bradley - 15	Johnson - 7	Johnson, Bradley, Butler - 3		11,903
Nov. 25		#vs. Georgetown	W 73-56	W3	4-1		Bradley - 18	Bradley - 7	Pulliam - 8		1,402
Nov. 26		#vs. (24/25) Southern California	L 43-58	L1	4-2		Pulliam - 11	Mensah - 7	Bradley - 2		2,890
Nov. 30		LONG BEACH STATE	W 72-47	W1	5-2		Pulliam - 16	Mensah - 11	Pulliam - 5		11,917
Dec. 4		at (24/24) Michigan (D)	L 58-72	L1	5-3		Bradley - 22	Johnson - 7	Bradley, Pulliam - 2		12,523
Dec. 8		CAL STATE FULLERTON	W 66-56	W1	6-3		Bradley - 22	Mensah - 9	Bradley, Johnson, Pulliam - 3		11,823
Dec. 17		^vs. (-/rv) Saint Mary's	W 63-53	W2	7-3		Pulliam - 15	Mensah - 13	Pulliam - 6		1,500
Dec. 22		UC SAN DIEGO	W 78-57	W3	8-3		Mensah - 19	Mensah - 9	Pulliam - 7		10,912
Dec. 28		SAN DIEGO CHRISTIAN	Canceled - due to COVID-19-related concerns within the San Diego Christian men's basketball program								
Jan. 1		*at UNLV (D)	W 62-55	W4	9-3	1-0	Bradley - 17	Johnson - 11	Seiko - 3		5,082
Jan. 8		*(20/19) COLORADO STATE	W 79-49	W5	10-3	2-0	Bradley - 26	Arop - 8	Pulliam - 4		10,323
Jan. 15	rv/--	*at New Mexico	Postponed - due to COVID-19-related concerns within the San Diego State men's basketball program								
Jan. 22	rv/rv	*(-/rv) BOISE STATE (:29.8)	L 37-42	L1	10-4	2-1	Butler, Mensah - 10	Mensah - 9	Butler - 3		11,357
Jan. 24		*UNLV	W 80-55	W1	11-4	3-1	Bradley - 27	Johnson - 7	Bradley - 4		10,528
Jan. 26		*at Utah State	L 57-75	L1	11-5	3-2	Bradley - 19	Bradley - 6	Bradley - 5		7,312
Jan. 31		*NEW MEXICO	W 72-47	W1	12-5	4-2	Bradley, Johnson - 14	Johnson - 10	Pulliam - 6		10,951
Feb. 4		*at (rv/rv) Colorado State (:06.8)	L 57-58	L1	12-6	4-3	Bradley - 27	Arop - 8	Pulliam - 3		8,083 (c)
Feb. 6		*NEVADA (D)	W 65-63	W1	13-6	5-3	Bradley - 26	Bradley - 7	Bradley, Pulliam - 3		10,330
Feb. 9		*at San Jose State	W 72-62	W2	14-6	6-3	Bradley - 28	Tomaic - 8	Butler, Pulliam - 3		2,541
Feb. 12		*AIR FORCE (D)	W 76-64	W3	15-6	7-3	Mensah - 14	Mensah - 6	Bradley - 5		10,784
Feb. 15		*UTAH STATE	W 75-56	W4	16-6	8-3	Bradley - 22	Mensah - 8	Bradley - 5		10,516
Feb. 19		*at Fresno State	W 61-44	W5	17-6	9-3	Baker-Mazara - 20	Bradley - 7	Pulliam - 8		7,261
Feb. 22	rv/rv	*at (rv/rv) Boise State (:01.7)	L 57-58	L1	17-7	9-4	Mensah - 13	Mensah - 11	Bradley - 5		9,193
Feb. 25	rv/rv	*SAN JOSE STATE	W 77-52	W1	18-7	10-4	Baker-Mazara - 16	Mensah - 13	Bradley, Johnson - 3		12,071
Feb. 28	rv/rv	*at (-/rv) Wyoming	W 73-66	W2	19-7	11-4	Bradley - 30	Mensah - 9	Bradley - 4		5,438
March 3	rv/rv	*Fresno State	W-2ot 65-64	W3	20-7	12-4	Bradley - 26	Bradley - 10	Pulliam - 4		12,414 (c)
March 5	rv/rv	*at Nevada	W 79-78	W4	21-7	13-4	Bradley - 24	Bradley, Johnson, Tomaic - 6	Pulliam - 4		8,173
March 10	rv/rv	+ [6] Fresno State - MW Quarterfinal	W 53-46	W5	22-7		Baker-Mazara, Seiko - 11	Bradley, Mensah - 6	Butler - 4		n/a
March 11	rv/rv	+ [2] (23/24) Colorado State - MW Semi's	W 63-58	W6	23-7		Pulliam - 11	Bradley, Mensah, Seiko - 6	Pulliam - 6		n/a
March 12	rv/rv	+ [1] (rv/rv) Boise State - MW Champ	L 52-53	L1	23-8		Bradley - 17	Mensah - 10	Pulliam - 3		n/a

Caps denotes home game. # - Paycom Wooden Legacy (Anaheim, Calif.). ^ - Footprint Center (Phoenix, Ariz.). * - Mountain West Game. + - Mountain West Men's Basketball Championship (Thomas & Mack Center; Las Vegas, Nevada).
 SDSU NR - San Diego State national ranking (Associated Press and USA Today coaches polls at game time). Time to the right of opponent name indicates time remaining on a game-winning shot. D - Indicates game played during the afternoon.

Record/Attendance Summary

	G	W-L	Total	Average	High
Home	15	14-1	169,972	11,331	12,414 vs. Fresno State (Mar. 3); vs. Arizona State (Nov. 18)
Mountain West	9	8-1	99,274	11,030	12,414 vs. Fresno State (Mar. 3)
Away	10	5-5	82,076	8,207	16,470 at Brigham Young (Nov. 12)
Mountain West	8	5-3	53,083	6,635	9,193 at Boise State (Feb. 22)
Neutral	6	4-2	5,792	1,931	2,890 vs. Southern California (Nov. 26)
Total	28	21-7	257,840	9,209	16,470 at Brigham Young (Nov. 12)
Mountain West	17	13-4	152,375	8,962	12,414 vs. Fresno State (Mar. 3);

Win/Loss Margin

	1	2	3	4	5	6	7	8	9	10	11	12	13	14	15	16	17	18	19	20	21	22	23	25	30	=<3	=<5	=<10
Win	2	2			1	1	3			3			1	1			2		1	1			1	3	1	4	5	12
Loss	3				1	1								1	1			1								3	4	5

SEASON STATISTICS

Record: 23-8 (Home: 14-1, Away: 5-5, Neutral: 4-2) / 2 games lost due to COVID-19

No.	Player	GP	GS	Min	Avg	TOTAL			3-PTS			REBOUNDS			PF	FO	A	TO	Blk	Stl	Pts	Avg				
						FG	FGA	Pct	3FG	FGA	Pct	FT	FTA	Pct									Off	Def	Tot	Avg
03	BRADLEY, Matt	31	31	976	31.5	180	406	.443	57	137	.416	109	138	.790	24	142	166	5.4	70	0	82	81	6	33	526	17.0
04	PULLIAM, Trey	30	30	920	30.7	96	244	.393	19	61	.311	44	63	.698	5	70	75	2.5	77	0	103	63	4	32	255	8.5
31	MENSAH, Nathan	31	31	778	25.1	92	190	.484	1	4	.250	40	75	.533	76	143	219	7.1	84	3	20	40	69	27	225	7.3
00	JOHNSON, Keshad	31	31	736	23.7	85	154	.552	6	31	.194	47	73	.644	41	101	142	4.6	38	0	30	36	19	20	223	7.2
05	BUTLER, Lamont	26	24	669	25.7	69	177	.390	22	68	.324	34	44	.773	10	41	51	2.0	63	1	55	51	4	46	194	7.5
20	BAKER-MAZARA, Chad	30	0	380	12.7	61	149	.409	21	54	.389	38	42	.905	9	51	60	2.0	44	0	17	22	14	21	181	6.0
02	SEIKO, Adam	28	7	653	23.3	48	116	.414	37	90	.411	15	22	.682	7	48	55	2.0	29	0	27	22	0	14	148	5.3
23	TOMAIC, Joshua	30	0	374	12.5	31	66	.470	11	27	.407	16	22	.727	21	39	60	2.0	44	1	12	25	12	7	89	3.0
33	AROP, Aguek	24	0	344	14.3	34	74	.459	3	8	.375	11	24	.458	37	43	80	3.3	35	0	11	21	6	22	82	3.4
22	DIABATE, Tahirou	24	0	193	8.0	18	49	.367	0	2	.000	12	24	.500	19	35	54	2.3	37	0	1	9	11	2	48	2.0
10	DINWIDDIE JR., Keith	16	1	179	11.2	16	56	.286	10	37	.270	3	4	.750	0	15	15	0.9	15	0	7	7	0	4	45	2.8
21	BARNETT, Jared	8	0	18	2.3	2	4	.500	0	0	.000	0	0	.000	1	1	2	0.3	0	0	1	1	0	1	4	0.5
14	ALGER, Cade	7	0	15	2.1	2	8	.250	0	3	.000	0	0	.000	0	2	2	0.3	1	0	0	1	1	2	4	0.6
24	BROUGHTON, Tyler	5	0	8	1.6	0	0	.000	0	0	.000	0	0	.000	3	1	4	0.8	0	0	1	1	0	1	0	0.0
42	BROUGHTON, Triston	4	0	7	1.8	0	4	.000	0	1	.000	0	0	.000	0	1	1	0.3	2	0	1	0	0	0	0	0.0
TEAM															51	52	103	3.3	0			13			0	
SAN DIEGO STATE		31				734	1,697	.433	187	523	.358	369	531	.695	304	785	1,089	35.1	539	5	368	393	146	232	2,024	65.3
OPPONENTS		31				629	1,646	.382	191	629	.304	339	504	.673	291	724	1,015	32.7	526	9	322	443	97	178	1,788	57.7

SCORE BY PERIODS:	1st	2nd	OT	2OT	Total
SAN DIEGO STATE	985	1,028	6	5	-2,024
OPPONENTS	856	922	6	4	-1,788

Mountain West: 13-4 (Home: 8-1, Away: 5-3) / 1 games lost due to COVID-19

No.	Player	GP	GS	Min	Avg	TOTAL			3-PTS			REBOUNDS			PF	FO	A	TO	Blk	Stl	Pts	Avg				
						FG	FGA	Pct	3FG	FGA	Pct	FT	FTA	Pct									Off	Def	Tot	Avg
03	BRADLEY, Matt	17	17	551	32.4	113	240	.471	42	87	.483	67	84	.798	12	85	97	5.7	34	0	48	40	4	20	335	19.7
00	JOHNSON, Keshad	17	17	444	26.1	55	96	.573	5	18	.278	32	44	.727	26	61	87	5.1	19	0	13	22	11	12	147	8.6
20	BAKER-MAZARA, Chad	16	0	227	14.2	43	91	.473	16	37	.432	24	27	.889	5	29	34	2.1	28	0	11	15	8	15	126	7.9
31	MENSAH, Nathan	17	17	412	24.2	47	103	.456	0	1	.000	21	35	.600	36	70	106	6.2	50	2	10	16	33	16	115	6.8
04	PULLIAM, Trey	16	16	457	28.6	41	112	.366	8	29	.276	21	29	.724	3	33	36	2.3	39	0	49	33	1	13	111	6.9
05	BUTLER, Lamont	16	16	426	26.6	38	112	.339	11	42	.262	10	13	.769	9	26	35	2.2	40	0	34	30	3	29	97	6.1
02	SEIKO, Adam	16	1	356	22.3	24	58	.414	18	45	.400	6	9	.667	2	26	28	1.8	18	0	15	18	0	7	72	4.5
23	TOMAIC, Joshua	16	0	174	10.9	19	35	.543	4	9	.444	10	11	.909	11	26	37	2.3	27	1	6	15	5	4	52	3.3
33	AROP, Aguek	13	0	193	14.8	16	35	.457	0	3	.000	9	18	.500	20	27	47	3.6	18	0	9	9	6	12	41	3.2
22	DIABATE, Tahirou	15	0	134	8.9	12	31	.387	0	1	.000	9	18	.500	14	25	39	2.6	30	0	1	7	8	2	33	2.2
10	DINWIDDIE Jr., Keith	5	1	44	8.8	2	14	.143	2	10	.200	1	2	.500	0	5	5	1.0	3	0	3	0	0	0	7	1.4
21	BARNETT, Jared	5	0	12	2.4	2	2	1.000	0	0	.000	0	0	.000	1	1	2	0.4	0	0	1	1	0	1	4	0.8
14	ALGER, Cade	4	0	10	2.5	2	5	.400	0	1	.000	0	0	.000	0	2	2	0.5	0	0	0	0	0	1	0	1.0
24	BROUGHTON, Tyler	3	0	5	1.7	0	0	.000	0	0	.000	0	0	.000	1	1	2	0.7	0	0	1	0	0	1	0	0.0
42	BROUGHTON, Triston	3	0	5	1.7	0	3	.000	0	1	.000	0	0	.000	0	1	1	0.3	1	0	1	0	0	0	0	0.0
TEAM															21	23	44	2.6	0			8			0	
SAN DIEGO STATE		17				414	937	.442	106	284	.373	210	290	.724	161	441	602	35.4	307	3	202	214	80	132	1,144	67.3
OPPONENTS		17				331	886	.374	114	361	.316	212	295	.719	149	393	542	31.9	279	4	180	248	54	98	988	58.1

SCORE BY PERIODS:	1st	2nd	OT	2OT	Total
SAN DIEGO STATE	549	584	6	5	-1,144
OPPONENTS	471	507	6	4	-988

HOME/AWAY STATISTICS

Home: 14-1

No.	Player	GP	GS	Min	Avg	TOTAL			3-PTS			REBOUNDS			PF	FO	A	TO	Blk	Stl	Pts	Avg					
						FG	FGA	Pct	3FG	FGA	Pct	FT	FTA	Pct									Off	Def	Tot	Avg	
03	BRADLEY, Matt	15	15	474	31.6	94	195	.482	32	69	.464	53	67	.791	11	68	79	5.3	31	0	43	37	3	17	273	18.2	
00	JOHNSON, Keshad	15	15	362	24.1	48	79	.608	1	9	.111	31	41	.756	21	48	69	4.6	24	0	24	18	11	10	128	8.5	
04	PULLIAM, Trey	15	15	440	29.3	46	112	.411	11	27	.407	24	34	.706	1	38	39	2.6	37	0	49	31	2	16	127	8.5	
31	MENSAH, Nathan	15	15	379	25.3	47	91	.516	1	2	.500	17	31	.548	31	76	107	7.1	35	1	14	24	29	14	112	7.5	
05	BUTLER, Lamont	13	12	333	25.6	32	89	.360	9	35	.257	22	28	.786	4	24	28	2.2	30	0	33	29	3	28	95	7.3	
20	BAKER-MAZARA, Chad	14	0	188	13.4	29	75	.387	9	29	.310	20	22	.909	4	25	29	2.1	17	0	13	9	8	14	87	6.2	
02	SEIKO, Adam	13	3	308	23.7	23	58	.397	18	44	.409	5	7	.714	3	20	23	1.8	11	0	12	10	0	7	69	5.3	
23	TOMAIC, Joshua	14	0	197	14.1	17	35	.486	5	14	.357	12	17	.706	13	19	32	2.3	14	0	7	12	9	4	51	3.6	
33	AROP, Aguek	10	0	123	12.3	11	22	.500	1	5	.200	9	16	.563	15	11	26	2.6	12	0	9	8	3	7	32	3.2	
22	DIABATE, Tahirou	12	0	111	9.3	10	24	.417	0	1	.000	11	20	.550	11	21	32	2.7	24	0	0	4	10	1	31	2.6	
10	DINWIDDIE JR., Keith	10	0	91	9.1	10	27	.370	6	19	.316	2	2	1.000	0	9	9	0.9	7	0	3	4	0	2	28	2.8	
21	BARNETT, Jared	6	0	15	2.5	2	3	.667	0	0	.000	0	0	.000	1	1	2	0.3	0	0	1	0	0	1	4	0.7	
14	ALGER, Cade	6	0	14	2.3	2	8	.250	0	3	.000	0	0	.000	0	2	2	0.3	1	0	0	1	1	1	4	0.7	
24	BROUGHTON, Tyler	5	0	8	1.6	0	0	.000	0	0	.000	0	0	.000	3	1	4	0.8	0	0	1	1	0	1	0	0.0	
42	BROUGHTON, Triston	4	0	7	1.8	0	4	.000	0	1	.000	0	0	.000	0	1	1	0.3	2	0	1	0	0	0	0	0.0	
TEAM															21	24	45	3.0	0				2				0
SAN DIEGO STATE		15				371	822	.451	93	258	.360	206	285	.723	139	388	527	35.1	245	1	210	190	79	123	1041	69.4	
OPPONENTS		15				293	792	.370	84	298	.282	160	222	.721	125	331	456	30.4	268	5	151	236	42	89	830	55.3	

SCORE BY PERIODS:	1st	2nd	OT	2OT	Total
SAN DIEGO STATE	518	512	6	5	- 1,041
OPPONENTS	403	417	6	4	- 830

Away/Neutral: 9-7 (Away: 5-5, Neutral: 4-2)

No.	Player	GP	GS	Min	Avg	TOTAL			3-PTS			REBOUNDS			PF	FO	A	TO	Blk	Stl	Pts	Avg					
						FG	FGA	Pct	3FG	FGA	Pct	FT	FTA	Pct									Off	Def	Tot	Avg	
03	BRADLEY, Matt	16	16	502	31.4	86	211	.408	25	68	.368	56	71	.789	13	74	87	5.4	39	0	39	44	3	16	253	15.8	
04	PULLIAM, Trey	15	15	480	32.0	50	132	.379	8	34	.235	20	29	.690	4	32	36	2.4	40	0	54	32	2	16	128	8.5	
31	MENSAH, Nathan	16	16	399	24.9	45	99	.455	0	2	.000	23	44	.523	45	67	112	7.0	49	2	6	16	40	13	113	7.1	
05	BUTLER, Lamont	13	12	336	25.8	37	88	.420	13	33	.394	12	16	.750	6	17	23	1.8	33	1	22	22	1	18	99	7.6	
00	JOHNSON, Keshad	16	16	374	23.4	37	75	.493	5	22	.227	16	32	.500	20	53	73	4.6	14	0	6	18	8	10	95	5.9	
20	BAKER-MAZARA, Chad	16	0	192	12.0	32	74	.432	12	25	.480	18	20	.900	5	26	31	1.9	27	0	4	13	6	7	94	5.9	
02	SEIKO, Adam	15	4	345	23.0	25	58	.431	19	46	.413	10	15	.667	4	28	32	2.1	18	0	15	12	0	7	79	5.3	
33	AROP, Aguek	14	0	221	15.8	23	52	.442	2	3	.667	2	8	.250	22	32	54	3.9	23	0	2	13	3	15	50	3.6	
23	TOMAIC, Joshua	16	0	177	11.1	14	31	.452	6	13	.462	4	5	.800	8	20	28	1.8	30	1	5	13	3	3	38	2.4	
10	DINWIDDIE Jr., Keith	6	1	88	14.7	6	29	.207	4	18	.222	1	2	.500	0	6	6	1.0	8	0	4	3	0	2	17	2.8	
24	DIABATE, Tahirou	12	0	82	6.8	8	25	.320	0	1	.000	1	4	.250	8	14	22	1.8	13	0	1	5	1	1	17	1.4	
21	BARNETT, Jared	2	0	3	1.5	0	1	.000	0	0	.000	0	0	.000	0	0	0	0.0	0	0	0	1	0	0	0	0.0	
14	ALGER, Cade	1	0	1	1.0	0	0	.000	0	0	.000	0	0	.000	0	0	0	0.0	0	0	0	0	0	1	0	0.0	
TEAM															30	28	58	3.6	0				11				0
SAN DIEGO STATE		16				363	875	.415	94	265	.355	163	246	.663	165	397	562	35.1	294	4	158	203	67	109	983	61.4	
OPPONENTS		16				336	854	.393	107	331	.323	179	282	.635	166	393	559	34.9	258	4	171	207	55	89	958	59.9	

SCORE BY PERIODS:	1st	2nd	Total
SAN DIEGO STATE	467	516	- 983
OPPONENTS	453	505	- 958

WIN/LOSS STATISTICS

Wins: 23

No.	Player	GP	GS	Min	Avg	TOTAL			3-PTS			REBOUNDS											Pts	Avg		
						FG	FGA	Pct	3FG	FGA	Pct	FT	FTA	Pct	Off	Def	Tot	Avg	PF	FO	A	TO			Blk	Stl
03	BRADLEY, Matt	23	23	731	31.8	138	299	.462	46	104	.442	89	111	.802	15	111	126	5.5	48	0	61	61	4	26	411	17.9
04	PULLIAM, Trey	22	22	676	30.7	77	180	.428	17	46	.370	36	51	.706	4	49	53	2.4	55	0	88	44	3	23	207	9.4
00	JOHNSON, Keshad	23	23	579	25.2	75	119	.630	5	20	.250	40	57	.702	30	79	109	4.7	32	0	27	26	18	17	195	8.5
31	MENSAH, Nathan	23	23	567	24.7	63	137	.460	1	3	.333	33	55	.600	54	104	158	6.9	60	2	17	34	53	21	160	7.0
20	BAKER-MAZARA, Chad	23	0	303	13.2	51	117	.436	16	40	.400	32	34	.941	8	45	53	2.3	32	0	15	20	13	18	150	6.5
05	BUTLER, Lamont	19	18	472	24.8	47	120	.392	13	48	.271	31	40	.775	7	32	39	2.1	44	0	44	38	2	38	138	7.3
02	SEIKO, Adam	21	5	491	23.4	41	90	.456	32	68	.471	14	20	.700	5	37	42	2.0	19	0	22	15	0	10	128	6.1
23	TOMAIC, Joshua	22	0	294	13.4	26	48	.542	9	21	.429	16	21	.762	17	33	50	2.3	36	1	10	18	11	6	77	3.5
33	AROP, Aguek	16	0	212	13.3	22	50	.440	2	6	.333	10	20	.500	25	24	49	3.1	16	0	8	16	5	13	56	3.5
22	DIABATE, Tahirou	17	0	147	8.6	14	38	.368	0	2	.000	11	22	.500	16	26	42	2.5	29	0	0	6	10	1	39	2.3
10	DINWIDDIE JR., Keith	12	1	130	10.8	12	38	.316	7	23	.304	3	4	.750	0	11	11	0.9	11	0	5	5	0	2	34	2.8
21	BARNETT, Jared	8	0	18	2.3	2	4	.500	0	0	.000	0	0	.000	1	1	2	0.3	0	0	1	1	0	1	4	0.5
14	ALGER, Cade	7	0	15	2.1	2	8	.250	0	3	.000	0	0	.000	0	2	2	0.3	1	0	0	1	1	2	4	0.6
24	BROUGHTON, Tyler	5	0	8	1.6	0	0	.000	0	0	.000	0	0	.000	3	1	4	0.8	0	0	1	1	0	1	0	0.0
42	BROUGHTON, Triston	4	0	7	1.8	0	4	.000	0	1	.000	0	0	.000	0	1	1	0.3	2	0	1	0	0	0	0	0.0
TEAM															40	42	82	3.6	0			8			0	
SAN DIEGO STATE		23				570	1,252	.455	148	385	.384	315	435	.724	225	598	823	35.8	385	3	300	294	120	179	1,603	69.7
OPPONENTS		23				459	1,226	.374	140	484	.289	248	362	.685	212	502	714	31.0	410	9	235	341	66	135	1,306	56.8

SCORE BY PERIODS:	1st	2nd	OT	2OT	Total
SAN DIEGO STATE	789	803	6	5	-1,603
OPPONENTS	631	665	6	4	-1,306

Losses: 8

No.	Player	GP	GS	Min	Avg	TOTAL			3-PTS			REBOUNDS											Pts	Avg		
						FG	FGA	Pct	3FG	FGA	Pct	FT	FTA	Pct	Off	Def	Tot	Avg	PF	FO	A	TO			Blk	Stl
03	BRADLEY, Matt	8	8	245	30.6	42	107	.393	11	33	.333	20	27	.741	9	31	40	5.0	22	0	21	20	2	7	115	14.4
31	MENSAH, Nathan	8	8	211	26.4	29	53	.547	0	1	.000	7	20	.350	22	39	61	7.6	24	1	3	6	16	6	65	8.1
05	BUTLER, Lamont	7	6	197	28.1	22	57	.386	9	20	.450	3	4	.750	3	9	12	1.7	19	1	11	13	2	8	56	8.0
04	PULLIAM, Trey	8	8	244	30.5	19	64	.297	2	15	.133	8	12	.667	1	21	22	2.8	22	0	15	19	1	9	48	6.0
20	BAKER-MAZARA, Chad	7	0	77	11.0	10	32	.313	5	14	.357	6	8	.750	1	6	7	1.0	12	0	2	2	1	3	31	4.4
00	JOHNSON, Keshad	8	8	157	19.6	10	35	.286	1	11	.091	7	16	.438	11	22	33	4.1	6	0	3	10	1	3	28	3.5
33	AROP, Aguek	8	0	132	16.5	12	24	.500	1	2	.500	1	4	.250	12	19	31	3.9	19	0	3	5	1	9	26	3.3
02	SEIKO, Adam	7	2	162	23.1	7	26	.269	5	22	.227	1	2	.500	2	11	13	1.9	10	0	5	7	0	4	20	2.9
23	TOMAIC, Joshua	8	0	80	10.0	5	18	.278	2	6	.333	0	1	.000	4	6	10	1.3	8	0	2	7	1	1	12	1.5
10	DINWIDDIE Jr., Keith	4	0	49	12.3	4	18	.222	3	14	.214	0	0	.000	0	4	4	1.0	4	0	2	2	0	2	11	2.8
24	DIABATE, Tahirou	7	0	46	6.6	4	11	.364	0	0	.000	1	2	.500	3	9	12	1.7	8	0	1	3	1	1	9	1.3
TEAM															11	10	21	2.6	0			5			0	
SAN DIEGO STATE		8				164	445	.369	39	138	.283	54	96	.563	79	187	266	33.2	154	2	68	99	26	53	421	52.6
OPPONENTS		8				170	420	.405	51	145	.352	91	142	.641	79	222	301	37.6	116	0	87	102	31	43	482	60.2

SCORE BY PERIODS:	1st	2nd	Total
SAN DIEGO STATE	196	225	-421
OPPONENTS	225	257	-482

2022 MOUNTAIN WEST TOURNAMENT

Record: 2-1 (Home: 0-0, Away: 0-0, Neutral: 2-1)

No.	Player	GP	GS	Min	Avg	TOTAL			3-PTS			FT			REBOUNDS				PF	FO	A	TO	Blk	Stl	Pts	Avg
						FG	FGA	Pct	3FG	FGA	Pct	FT	FTA	Pct	Off	Def	Tot	Avg								
03	BRADLEY, Matt	3	3	89	29.7	10	31	.323	4	10	.400	5	7	.714	4	15	19	6.3	10	0	7	12	0	2	29	9.7
05	BUTLER, Lamont	3	3	75	25.0	9	17	.529	3	9	.333	8	9	.889	1	0	1	0.3	5	0	7	5	0	3	29	9.7
04	PULLIAM, Trey	3	3	98	32.7	12	27	.444	1	6	.167	2	3	.667	0	5	5	1.7	6	0	11	7	1	3	27	9.0
02	SEIKO, Adam	3	0	61	20.3	5	14	.357	4	11	.364	7	10	.700	2	6	8	2.7	4	0	5	1	0	0	21	7.0
31	MENSAH, Nathan	3	3	81	27.0	9	17	.529	0	0	.000	1	4	.250	13	9	22	7.3	9	1	2	3	10	2	19	6.3
33	AROP, Aguek	3	0	57	19.0	7	15	.467	1	1	1.000	0	0	.000	4	5	9	3.0	6	0	0	5	0	1	15	5.0
20	BAKER-MAZARA, Chad	3	0	43	14.3	5	16	.313	1	2	.500	2	2	1.000	3	6	9	3.0	6	0	0	3	1	2	13	4.3
23	TOMAIC, Joshua	3	0	35	11.7	3	7	.429	3	4	.750	0	0	.000	1	2	3	1.0	5	0	1	2	0	1	9	3.0
00	JOHNSON, Keshad	3	3	54	18.0	2	7	.286	0	3	.000	2	5	.400	3	6	9	3.0	0	0	3	1	1	1	6	2.0
22	DIABATE, Tahirou	2	0	7	3.5	0	2	.000	0	0	.000	0	0	.000	0	1	1	0.5	0	0	0	0	0	0	0	0.0
TM	TEAM														5	9	14	4.7	0			2			0	
SAN DIEGO STATE		3				62	153	.405	17	46	.370	27	40	.675	36	64	100	33.3	51	1	36	41	13	15	168	56.0
OPPONENTS		3				59	142	.415	16	57	.281	23	44	.523	25	65	90	30.0	49	0	31	42	8	19	157	52.3

SCORE BY PERIODS:

	1st	2nd	Total
SAN DIEGO STATE	80	88	- 168
OPPONENTS	77	80	- 157

PAYCOM WOODEN LEGACY

Record: 1-1

No.	Player	GP	GS	Min	Avg	TOTAL			3-PTS			REBOUNDS			PF	FO	A	TO	Blk	Stl	Pts	Avg							
						FG	FGA	Pct	3FG	FGA	Pct	FT	FTA	Pct									Off	Def	Tot	Avg			
05	BUTLER, Lamont	2	2	55	27.5	10	20	.500	4	6	.667	1	2	.500	0	5	5	2.5	5	0	4	1	0	4	25	12.5			
03	BRADLEY, Matt	2	2	56	28.0	8	23	.348	1	9	.111	4	6	.667	0	11	11	5.5	6	0	5	5	1	0	21	10.5			
04	PULLIAM, Trey	2	2	69	34.5	7	19	.368	2	5	.400	2	6	.333	0	4	4	2.0	6	0	9	4	1	4	18	9.0			
33	AROP, Aguek	2	0	35	17.5	6	10	.600	1	1	1.000	0	3	.000	5	4	9	4.5	4	0	0	1	0	3	13	6.5			
31	MENSAH, Nathan	2	2	50	25.0	5	11	.455	0	0	.000	2	5	.400	3	10	13	6.5	4	0	0	2	7	2	12	6.0			
00	JOHNSON, Keshad	2	2	42	21.0	4	7	.571	0	1	.000	3	6	.500	1	6	7	3.5	3	0	1	1	0	0	11	5.5			
02	SEIKO, Adam	1	0	10	10.0	2	2	1.000	1	1	1.000	0	0	.000	0	2	2	2.0	1	0	0	0	0	1	5	5.0			
22	DIABATE, Tahirou	2	0	13	6.5	4	7	.571	0	0	.000	0	0	.000	2	2	4	2.0	3	0	0	2	0	0	8	4.0			
10	DINWIDDIE, Keith	2	0	38	19.0	1	8	.125	1	5	.200	0	0	.000	0	0	0	0.0	4	0	1	2	0	0	3	1.5			
23	TOMAIC, Joshua	2	0	18	9.0	0	6	.000	0	4	.000	0	0	.000	0	1	1	0.5	1	0	1	0	1	0	0	0.0			
21	BARNETT, Jared	1	0	1	1.0	0	1	.000	0	0	.000	0	0	.000	0	0	0	0.0	0	0	0	0	0	0	0	0.0			
14	ALGER, Cade	1	0	1	1.0	0	0	.000	0	0	.000	0	0	.000	0	0	0	0.0	0	0	0	0	0	1	0	0.0			
20	BAKER-MAZARA, Chad	2	0	12	6.0	0	2	.000	0	1	.000	0	0	.000	0	1	1	0.5	1	0	0	0	0	0	0	0.0			
TEAM															10	5	15	7.5	0						0				0
SAN DIEGO STATE		2				47	116	.405	10	33	.303	12	28	.429	21	51	72	36.0	38	0	21	18	10	15	116	58.0			
OPPONENTS		2				44	114	.386	8	34	.235	18	36	.500	27	60	87	43.5	37	2	16	23	13	9	114	57.0			

SCORE BY PERIODS:	1st	2nd	Total
SAN DIEGO STATE	55	61	- 116
OPPONENTS	54	60	- 114

JERRY COLANGELO CLASSIC

Record: 1-0 (Neutral: 1-0)

No.	Player	GP	GS	Min	Avg	TOTAL			3-PTS			REBOUNDS			PF	FO	A	TO	Blk	Stl	Pts	Avg							
						FG	FGA	Pct	3FG	FGA	Pct	FT	FTA	Pct									Off	Def	Tot	Avg			
04	PULLIAM, Trey	1	1	36	36.0	6	11	.545	1	1	1.000	2	2	1.000	0	1	1	1.0	3	0	6	4	0	1	15	15.0			
03	BRADLEY, Matt	1	1	36	36.0	5	14	.357	0	3	.000	4	4	1.000	1	1	2	2.0	1	0	2	3	0	2	14	14.0			
02	SEIKO, Adam	1	1	32	32.0	4	4	1.000	4	4	1.000	0	1	.000	0	2	2	2.0	2	0	1	1	0	0	12	12.0			
00	JOHNSON, Keshad	1	1	30	30.0	2	3	.667	0	0	.000	2	3	.667	0	2	2	2.0	0	0	0	1	0	2	6	6.0			
31	MENSAH, Nathan	1	1	29	29.0	2	10	.200	0	0	.000	1	2	.500	5	8	13	13.0	3	0	0	2	3	2	5	5.0			
23	TOMAIC, Joshua	1	0	8	8.0	1	1	1.000	1	1	1.000	0	0	.000	0	0	0	0.0	3	0	0	1	0	1	3	3.0			
33	AROP, Aguek	1	0	12	12.0	1	5	.200	0	0	.000	1	2	.500	3	2	5	5.0	1	0	1	2	0	2	3	3.0			
20	BAKER-MAZARA, Chad	1	0	8	8.0	1	2	.500	1	1	1.000	0	0	.000	0	1	1	1.0	2	0	0	0	0	0	3	3.0			
10	DINWIDDIE Jr., Keith	1	0	9	9.0	1	4	.250	0	0	.000	0	0	.000	0	2	2	2.0	1	0	0	0	0	0	2	2.0			
TEAM															2	5	7	7.0	0						0				0
SAN DIEGO STATE		1				23	54	.426	7	10	.700	10	14	.714	11	24	35	35.0	16	0	10	14	3	10	63	63.0			
OPPONENTS		1				19	52	.365	5	20	.250	10	14	.714	10	23	33	33.0	17	0	6	14	3	7	53	53.0			

SCORE BY PERIODS:	1st	2nd	Total
SAN DIEGO STATE	26	37	- 63
OPPONENTS	25	28	- 53

TEAM GAME-BY-GAME

Opponent	Site/Date	FG-FGA	Pct	3P-3PA	Pct	FT-FTA	Pct	Off-Def	Tot	PF	AT	TO	ST	BS	1st-2nd	Pts
at SDSU	H	23-49	.469	2-11	.182	18-29	.621	7-27	34	14	7	12	8	4	40-26	66
UC Riverside	11/25	20-51	.392	6-22	.273	7-9	.778	3-23	26	21	12	15	0	6	30-23	53
(rv/--) SDSU	A	26-61	.393	3-22	.136	9-19	.474	13-25	38	23	9	11	6	1	30-30	60
at (rv/--) Brigham Young	11/12	22-57	.386	4-18	.222	18-23	.783	13-29	42	18	12	11	1	4	32-34	66
at SDSU	H	20-51	.392	6-21	.286	19-28	.679	10-27	37	17	11	11	8	3	28-37	65
Arizona State	11/18	22-59	.373	6-28	.214	13-18	.722	9-22	31	20	13	11	8	4	30-33	63
at SDSU	H	16-46	.348	6-15	.400	30-34	.882	11-23	34	18	13	17	4	5	31-37	68
UT Arlington	11/20	25-65	.385	5-14	.357	7-13	.538	17-17	34	26	10	13	6	5	28-34	62
SDSU	N	29-60	.483	7-16	.438	8-17	.471	11-28	39	17	14	12	10	7	40-33	73
vs. Georgetown	11/25	20-57	.351	4-20	.200	11-18	.667	12-26	38	21	6	15	5	6	32-24	56
SDSU	N	18-56	.321	3-17	.176	4-11	.364	10-23	33	21	7	6	5	3	15-28	43
vs. (24/25) Southern California	11/26	24-57	.421	4-14	.286	6-18	.333	15-34	49	16	10	8	4	7	22-36	58
at SDSU	H	26-60	.443	7-21	.333	13-16	.831	8-30	38	22	15	14	13	8	35-37	72
Long Beach State	11/30	18-55	.327	0-11	.000	11-22	.500	11-25	36	15	6	19	4	2	21-26	47
SDSU	A	22-56	.393	6-23	.261	8-12	.667	9-24	33	13	6	16	6	4	34-24	58
at (24/24) Michigan	12/4	28-60	.467	11-20	.550	5-11	.455	10-26	36	14	13	13	9	3	36-36	72
at SDSU	H	24-53	.453	8-18	.444	10-14	.714	9-24	33	12	15	16	11	5	32-34	66
Cal State Fullerton	12/8	21-54	.389	7-22	.318	7-10	.700	10-19	29	19	10	16	8	0	22-34	56
SDSU	N	23-54	.426	7-10	.700	10-14	.714	11-24	35	16	10	14	10	3	26-37	63
vs. (--/rv) Saint Mary's	12/17	19-52	.365	2-50	.250	10-14	.714	10-23	33	17	6	14	3	3	25-28	53
at SDSU	H	33-61	.541	9-19	.474	3-7	.429	8-25	33	8	23	9	8	6	45-33	78
UC San Diego	12/22	20-51	.392	9-22	.409	8-9	.889	7-22	29	11	13	18	3	1	30-27	57
SDSU	A	22-65	.338	3-15	.200	15-24	.625	19-36	55	18	6	10	7	7	35-27	62
at UNLV	1/1	19-64	.297	7-28	.250	10-16	.625	14-28	42	21	12	12	4	7	32-23	55
at SDSU	H	28-58	.483	8-17	.471	15-20	.750	14-24	38	24	14	15	11	8	36-43	79
(20/19) Colorado State	1/8	12-43	.279	3-20	.150	22-26	.846	7-14	21	19	5	17	9	5	32-17	49
at (rv/rv) SDSU	H	16-57	.281	4-19	.211	1-5	.200	9-24	33	15	9	12	3	7	23-14	37
(--/rv) Boise State	1/22	14-45	.311	5-16	.313	9-11	.818	6-33	39	10	5	16	4	5	22-20	42
at SDSU	H	31-59	.525	6-17	.353	12-15	.800	9-34	43	18	14	15	7	7	42-38	80
UNLV	1/24	19-60	.317	7-25	.280	10-18	.556	12-21	33	17	11	15	3	9	23-32	55
SDSU	A	23-47	.489	5-15	.333	6-10	.600	0-21	21	17	14	15	11	5	31-26	57
at Utah State	1/26	27-55	.491	10-24	.417	11-14	.786	9-26	35	14	20	15	9	1	32-43	75
at SDSU	H	26-58	.448	9-20	.450	11-14	.786	6-30	36	15	19	12	8	12	36-36	72
New Mexico	1/31	16-52	.308	7-22	.318	8-10	.800	6-27	33	16	8	19	3	7	22-25	47
SDSU	A	19-63	.302	6-19	.316	13-17	.765	18-25	43	18	8	17	9	2	18-39	57
at (rv/rv) Colorado State	1/14	20-49	.408	5-19	.263	13-18	.722	6-25	31	16	13	15	5	5	23-35	58
at SDSU	H	21-52	.404	6-21	.286	17-23	.739	9-19	28	16	11	9	5	6	28-37	65
Nevada	2/6	23-52	.442	10-19	.526	7-9	.778	10-25	35	22	14	16	4	4	28-37	65
SDSU	A	22-57	.456	5-15	.333	15-19	.789	7-27	34	17	9	9	5	8	28-44	72
at San Jose State	2/9	21-51	.412	9-26	.346	11-18	.611	8-25	33	13	10	17	1	2	22-40	62
at SDSU	H	25-40	.625	5-10	.500	21-27	.778	6-23	29	18	17	16	5	5	37-39	76
Air Force	2/12	24-49	.490	4-18	.222	12-15	.800	4-14	18	21	11	11	2	6	33-31	65

TEAM GAME-BY-GAME

Opponent	Site/Date	FG-FGA	Pct	3P-3PA	Pct	FT-FTA	Pct	Off-Def	Tot	PF	AT	TO	ST	BS	1st-2nd	Pts
at SDSU	H	30-58	.517	7-14	.500	8-11	.727	11-20	31	14	19	8	8	1	42-33	75
Utah State	2/15	21-52	.404	5-18	.278	9-12	.750	11-17	28	11	14	15	2	3	34-22	56
SDSU	A	23-48	.479	9-20	.450	6-7	.857	6-20	26	16	14	11	7	4	30-31	61
at Fresno State	2/19	14-41	.341	6-20	.300	10-17	.588	9-20	29	12	7	14	2	4	20-24	44
(rv/rv) SDSU	A	22-48	.458	6-11	.545	7-11	.636	7-24	31	24	6	12	4	3	20-37	57
at (rv/rv) Boise State	2/22	17-50	.340	7-16	.438	17-26	.654	11-21	32	14	5	11	8	3	30-28	58
at (rv/rv) SDSU	H	30-59	.508	5-15	.333	12-15	.800	12-24	36	14	14	10	13	2	36-41	77
San Jose State	2/25	19-48	.396	2-19	.105	12-14	.857	6-19	25	16	9	19	5	3	25-27	52
(rv/rv) SDSU	A	24-58	.414	12-22	.545	13-17	.765	10-30	40	18	10	10	5	6	44-29	73
at (rv/--) Wyoming	2/28	23-58	.397	10-27	.370	10-15	.667	8-25	33	12	14	8	3	5	37-29	66
at (rv/rv) SDSU	H	22-61	.361	5-20	.250	16-27	.593	10-34	44	20	9	14	6	5	27-27-6-5	65
Fresno State	3/3	19-56	.339	8-22	.364	18-26	.692	6-33	39	25	10	16	8	2	24-30-6-4	64
(rv/rv) SDSU	A	26-49	.531	5-14	.357	22-28	.786	8-26	34	25	9	19	5	5	36-43	79
at (rv/--) Nevada	3/5	23-61	.377	9-22	.409	23-30	.767	16-20	36	22	12	12	7	2	33-45	78
vs. (rv/rv) SDSU	N	20-48	.417	5-16	.313	8-11	.727	10-24	34	11	11	17	4	6	20-33	53
vs. Fresno State	3/10	19-49	.388	5-18	.278	3-7	.429	8-21	29	15	10	15	8	4	23-23	46
vs. (rv/rv) SDSU	N	22-48	.458	6-18	.333	13-18	.722	13-19	32	17	16	14	6	2	35-28	63
vs. (23/24) Colorado State	3/11	22-46	.478	6-21	.286	8-16	.500	8-16	24	19	12	14	8	1	26-32	58
vs. (rv/rv) SDSU	N	20-57	.351	6-12	.500	6-11	.545	13-21	34	23	9	10	5	5	25-27	52
vs. (rv/rv) Boise State	3/12	18-47	.383	5-18	.278	12-21	.571	9-28	37	15	9	13	3	3	28-25	53

INDIVIDUAL GAME-BY-GAME (POINTS/REBOUNDS/ASSISTS)

Opponent	0 Keshad Johnson	2 Adam Seiko	3 Matt Bradley	4 Trey Pulliam	5 Lamont Butler	10 Keith Dinwiddie	14 Cade Alger	20 Chad Baker-Mazara	21 Jared Barnett	22 Tahirou Diabate	23 Joshua Tomacic	24 Tyler Broughton	31 Nathan Mensah	33 Aguek Arop	42 Triston Broughton
UC RIVERSIDE	4/2/0	0/4/1	23/2/1	15/4/1	5/1/1	0/0/0	CD	6/6/0	CD	1/2/0	4/1/1	CD	8/10/2	CD	CD
at (rv/-) Brigham Young	3/6/0	5/3/1	8/3/2	12/3/4	4/1/0	3/0/1	CD	2/1/0	CD	1/3/0	0/3/0	DNT	18/8/0	4/3/1	DNT
ARIZONA STATE	10/3/2	6/1/0	12/8/1	4/6/4	14/3/3	2/0/0	CD	4/2/0	CD	0/0/0	3/1/0	CD	10/9/1	0/2/0	CD
UT ARLINGTON	8/7/3	2/1/0	15/6/3	11/1/2	9/4/3	3/2/0	CD	2/0/1	CD	CD	9/4/0	CD	9/4/1	CD	CD
vs. Georgetown#	8/4/0	5/2/0	18/7/3	7/1/8	16/2/3	3/0/0	0/0/0	0/1/0	0/0/0	8/3/0	0/1/0	DNT	4/6/0	4/3/0	DNT
vs. (24/25) Southern California#	3/3/1	INJ	3/4/2	11/3/1	9/3/1	0/0/1	CD	0/0/0	CD	0/1/0	0/0/1	DNT	8/7/0	9/6/0	DNT
LONG BEACH STATE	8/3/1	INJ	12/7/2	16/1/5	11/1/3	12/2/1	0/0/0	7/2/1	0/0/0	3/4/0	0/1/0	0/1/0	0/11/2	3/1/0	0/0/0
at (24/24) Michigan	5/7/0	3/2/1	22/4/2	7/5/2	INJ	8/2/0	CD	7/1/0	CD	INJ	2/2/1	DNT	4/5/0	0/4/0	DNT
CAL STATE FULLERTON	2/2/3	11/3/1	22/2/3	15/7/3	INJ	0/1/0	CD	5/3/2	CD	INJ	5/4/1	CD	6/9/2	INJ	CD
vs. (-/rv) Saint Mary's^	6/2/0	12/2/1	14/2/2	15/1/6	INJ	2/2/0	CD	3/1/0	DNT	CD	3/0/0	DNT	5/13/0	3/5/1	DNT
UC SAN DIEGO	13/7/4	11/1/2	13/5/6	4/2/7	INJ	5/1/1	0/0/0	6/0/2	0/0/0	2/1/0	2/3/1	0/1/0	19/9/0	3/0/0	CD
SAN DIEGO CHRISTIAN	Canceled - due to COVID-19-related concerns within the San Diego Christian men's basketball program														
at UNLV*	10/11/0	4/7/3	17/7/0	INJ	INJ	1/2/2	CD	11/5/0	0/0/0	0/4/0	0/0/0	CD	10/7/1	9/8/0	CD
(20/19) COLORADO STATE*	10/3/1	INJ	26/7/0	2/2/4	11/6/3	6/0/1	0/1/0	14/2/2	0/1/0	0/2/0	INJ	INJ	0/3/0	10/8/3	INJ
at New Mexico*	Postponed - due to COVID-19-related concerns within the San Diego State men's basketball program														
BOISE STATE*	0/5/0	3/2/1	7/6/2	4/0/1	10/2/3	0/2/0	CD	INJ	CD	2/1/0	0/1/0	CD	10/9/0	1/2/2	CD
UNLV*	4/7/1	4/2/1	27/6/4	11/2/2	9/0/1	0/1/0	2/0/0	2/2/1	2/1/0	2/5/0	7/3/1	0/1/0	8/5/1	2/3/1	0/0/1
at Utah State*	7/2/0	6/1/0	19/6/6	0/3/0	4/1/5	CD	CD	15/0/2	CD	2/2/1	0/0/0	DNT	4/4/0	0/0/0	DNT
NEW MEXICO*	14/10/2	7/0/1	14/5/3	3/4/6	9/6/4	0/0/0	0/0/0	8/2/0	2/0/1	5/3/0	5/2/1	0/0/0	5/3/1	INJ	0/0/0
at Colorado State*	5/6/1	1/2/1	27/4/0	4/4/3	8/5/1	CD	CD	0/2/0	CD	4/4/0	0/1/0	DNT	4/7/2	4/8/0	DNT
NEVADA*	7/5/1	2/1/2	26/7/3	9/1/3	7/0/2	CD	CD	0/2/0	CD	2/1/0	8/5/0	DNT	4/2/0	INJ	DNT
at San Jose State*	8/6/0	3/1/0	28/7/1	6/1/3	4/0/3	CD	CD	8/2/0	CD	DNT	8/8/2	DNT	7/6/0	INJ	DNT
AIR FORCE*	11/4/3	3/0/0	13/5/5	9/4/4	4/0/3	CD	CD	9/0/0	CD	9/5/0	4/2/0	DNT	14/6/2	0/1/0	CD
UTAH STATE*	14/4/0	11/2/2	22/3/5	2/2/3	2/1/4	CD	CD	6/2/2	CD	0/1/0	2/1/2	CD	8/8/0	8/5/1	CD
at Fresno State*	13/5/1	3/0/0	2/7/4	9/1/8	3/2/0	CD	CD	20/3/1	CD	0/0/0	7/2/0	DNT	4/3/0	0/0/0	DNT
at Boise State*	5/3/0	2/1/0	12/6/5	4/1/1	5/0/0	DND	CD	7/1/0	CD	0/1/0	7/2/0	DNT	13/11/0	2/4/0	DNT
SAN JOSE STATE*	14/5/3	3/2/1	15/0/3	13/1/0	4/2/2	DND	2/1/0	16/4/1	0/0/0	INJ	2/1/0	0/1/1	8/13/1	0/2/2	0/1/1
at Wyoming*	6/3/0	9/2/1	30/5/4	14/5/3	6/5/1	DNT	CD	0/3/1	CD	2/1/0	0/0/0	DNT	6/9/0	0/4/0	DNT
FRESNO STATE*	9/2/0	6/4/0	26/10/2	9/2/4	0/2/1	DND	CD	2/2/1	CD	5/7/0	0/3/0	CD	3/6/1	5/2/0	CD
at Nevada*	10/6/0	5/1/2	24/6/1	12/3/4	11/3/1	DND	CD	8/2/0	CD	0/2/0	2/6/0	CD	7/4/1	INJ	CD
vs. [6] Fresno State (MWC-QF)	3/3/1	11/0/1	7/6/2	10/2/2	5/0/1	DND	CD	11/5/0	CD	0/1/0	0/0/0	CD	6/6/1	0/5/0	CD
vs. [2] (23/24) Colorado State (MWC-SF)	3/5/1	10/6/3	5/6/3	11/0/6	8/1/2	DND	CD	2/2/0	CD	INJ	6/2/1	CD	9/6/1	9/0/0	CD
vs. [1] (rv/rv) Boise State (MWC-CH)	0/1/1	0/2/1	17/7/2	6/3/3	16/0/1	DND	CD	0/2/1	CD	0/0/0	3/1/0	CD	4/10/1	6/4/0	CD

Red indicates players started. CD – Did Not Play-Coach's Decision. DND - Did Not Dress. DNT - Did Not Travel. INJ – Did Not Play-Injured. SUSP - Suspension. Caps denotes home game. # - Anaheim Arena (Anaheim, Calif.). ^ - Footprint Center, (Phoenix, Ariz.). * - Mountain West Game. ` - Mountain West Men's Basketball Championship (Thomas & Mack Center; Las Vegas, Nevada).

STARTING LINEUPS

F	F	G	G	G	W-L	Record As SDSU Starter	Season	Career*
Johnson	Mensah	Seiko	Bradley	Pulliam	4-2	Matt Bradley	24-7	24-7
Johnson	Mensah	Butler	Bradley	Pulliam	19-4	Lamont Butler	19-5	21-5
Johnson	Mensah	Seiko	Bradley	Dinwiddie Jr.	1-0	Keith Dinwiddie Jr.	1-0	1-0
						Keshad Johnson	24-7	24-7
						Nathan Mensah	24-7	75-19
						Trey Pulliam	23-7	46-12
						Adam Seiko	5-2	9-5

* - Aztec career

INDIVIDUAL SUPERLATIVES

Category	San Diego State	Opponent
Points Scored	30, Matt Bradley at Wyoming (2-28-22)	30, Grant Sherfield, Nevada (3-5-22)
Field Goals	10, Matt Bradley - three times; last: at Wyoming (2-28-22)	10, Robinson, Fresno State (3-10-22), Walker, Air Force (2-13-22); Dickinson, Michigan (12-4-21)
Field Goals Attempted	20, Matt Bradley at Wyoming (2-28-22)	20, Orlando Robinson, Fresno State (3-10-22)
Highest FG Percentage (min. 5 made)	.909 (10-11), Matt Bradley vs. UNLV (2-24-22)	.700 (7-10), Kimani Lawrence, Arizona State (11-18-21)
Highest FG Percentage (min. 10 made)	.909 (10-11), Matt Bradley vs. UNLV (2-24-22)	.625 (10-16), AJ Walker, Air Force (2-13-22); Hunter Dickinson, Michigan (12-4-21)
3-Point Field Goals Made	5, Matt Bradley at Wyoming (2-28-22); vs. Nevada (2-6-22)	6, Jake Kosakowski, UC San Diego (12-22-21)
3-Point Field Goals Attempted	9, Matt Bradley at Wyoming (2-28-22); vs. Nevada (2-6-22)	12, Marreon Jackson, Arizona State (11-18-21)
3-Point Field Goal Percentage (min. 4 made)	100.0 (4-4), Adam Seiko vs. Saint Mary's (12-17-21)	.800 (4-5) Caleb Houston, Michigan (12-4-21)
3-Point Field Goal Percentage (min. 5 made)	.833 (5-6), Keshad Johnson vs. Utah State (2-15-22)	.667 (6-9) Jake Kosakowski, UC San Diego (12-22-21)
Free Throws	11, Matt Bradley at Nevada (3-5-22)	9, Sherfield, Nevada (3-5-22); Robinson vs. FSU (3-4-22); Kigab, Boise State (2-22-22)
Free Throws Attempted	12, Matt Bradley at Nevada (3-5-22); Nathan Mensah at BYU (11-12-21)	12, Grant Sherfield, Nevada (3-5-22); Orlando Robinson vs. Fresno State (3-4-22)
Free Throw Percentage (min. 7 made)	100.0 (7-7), Matt Bradley vs. UT Arlington (11-20-21)	100.0 (8-8); three times; last: Tyson Degenhart vs. Boise State (1-22-22)
Free Throw Percentage (min. 10 made)	.917 (11-12), Matt Bradley at Nevada (3-5-22)	
Offensive Rebounds	7 - Nathan Mensah vs. Boise State (3-12-22)	5 - six times; last: Orlando Robinson, Fresno State (3-10-22)
Defensive Rebounds	9 - four times; last Matt Bradley vs. Fresno State (3-4-22)	12, Justin Bean, Utah State (1-26-22)
Total Rebounds	13, Nathan Mensah vs. San Jose State (2-25-22); vs. Saint Mary's (12-17-21)	13, Justin Bean, Utah State (1-26-22)
Assists	8, Trey Pulliam at Fresno State (2-19-22), vs. Georgetown (11-25-21)	11, Hunter Maldonado at Wyoming (2-28-22)
Blocked Shots	5, Nathan Mensah vs. Fresno State (3-10-22)	4, Kaadirichi Alobundu-Ehiogu, UT Arlington (11-20-21)
Steals	5, Nathan Mensah vs. New Mexico (1-31-22)	4 - four times; last: Grant Sherfield, Nevada (3-5-22)
Minutes Played	42:06, Keshad Johnson vs. Fresno State (3-4-22)	47:38, Orlando Robinson vs. Fresno State (3-4-22)

TEAM SUPERLATIVES

SDSU High	SDSU Low	Category	Opponent High	Opponent Low
80, vs. UNLV (2-24-22)	37, Boise State (1-22-22)	Points Scored	78, at Nevada (3-5-22)	42, Boise State (1-22-22)
33, UC San Diego (12-22-21)	16, Boise State (1-22-22); UT Arlington (11-20-21)	Field Goals	28, at Michigan (12-4-21)	12, Colorado State (1-8-22)
65, at UNLV (1-1-22)	40, Air Force (2-12-22)	Field Goals Attempted	65, UT Arlington (11-20-21)	41, at Fresno State (2-19-22)
.625, Air Force (2-12-22)	.281, Boise State (1-22-22)	FG Percentage	.491, at Utah State (1-26-22)	.279, Colorado State (1-8-22)
12, at Wyoming (2-28-22)	2, UC Riverside (11-9-21)	3-Point Field Goals Made	11, at Michigan (12-4-21)	0, Long Beach State (11-30-21)
23, Michigan (12-4-21)	10, AFA (2-12-22); vs. SMC (12-17-21)	3-Point Field Goals Attempted	28, two times; last: at UNLV (1-1-22)	11, Long Beach State (11-30-21)
.700, vs. Saint Mary's (12-17-21)	.136, at Brigham Young (11-12-21)	3-Point Field Goal Percentage	.550, at Michigan (12-4-21)	.000, Long Beach State (11-30-21)
30, UT Arlington (11-20-21)	1, Boise State (1-22-22)	Free Throws Made	23, at Nevada (3-5-22)	5, at Michigan (12-4-21)
34, UT Arlington (11-20-21)	5, Boise State (1-22-22)	Free Throws Attempted	30, at Nevada (3-5-22)	7, vs. Fresno State (3-10-22)
.882, UT Arlington (11-20-21)	.200, Boise State (1-22-22)	Free Throw Percentage	.889, UC San Diego (12-22-21)	.333, vs. Southern California (11-26-21)
19, at UNLV (1-1-22)	0, at Utah State (1-26-22)	Offensive Rebounds	17, UT Arlington (11-20-21)	3, UC Riverside (11-9-21)
36, at UNLV (1-1-22)	19, Nevada (2-6-22)	Defensive Rebounds	34, vs. Southern California (11-26-21)	14, Air Force (2-12-22); Colorado State (1-8-22)
55, at UNLV (1-1-22)	21, at Utah State (1-26-22)	Total Rebounds	49, vs. Southern California (11-26-21)	18, Air Force (2-12-22)
25, at Nevada (3-5-22)	8, UC San Diego (12-22-21)	Fouls	26, UT Arlington (11-20-21)	10, Boise State (1-22-22)
1 - five times; last vs. Colorado State (3/11/22)	0 - 23 times; last: at Wyoming (2-28-22)	Fouled Out	2 - two times; last: Georgetown (11-25-21)	0 - 23 times; last: vs. Colorado State (3-11-22)
23, UC San Diego (12-22-21)	6 - 2 times; last: at UNLV (1-1-22)	Assists	20, at Utah State (1-26-22)	5 - three times; last: at Boise State (2-22-22)
19, at Nevada (3-5-22)	6, at Boise State (2-22-22); vs. USC (11-26-21)	Turnovers	19 - three times; last: San Jose State (2-25-22)	8, at Wyoming (2-28-22); vs. USC (11-26-21)
8 - four times; last: New Mexico (1-31-22)	1, Utah State (2-15-22); at BYU (11-12-21)	Blocked Shots	7 - two times; last: at UNLV (1-1-22)	0, two times; last: CSUF (12-8-21)
13 - two times; last: San Jose State (2-26-22)	4 - four times; last: vs. Fresno State (3-10-22)	Steals	9 - three times; last: at Utah State (1-26-22)	1, at Brigham Young (11-12-21)
45 (1st), UC San Diego (12-22-21)	14 (2nd), Boise State (1-22-22)	Points/Half	45 (2nd), at Nevada (3-5-22)	17 (2nd), Colorado State (1-8-22)
.636 (1st), Air Force (2-12-22)	.214 (1st), at Colorado State (2-4-22)	FG Percentage/Half	.632 (1st), Air Force (2-12-22)	.238 (2nd), Colorado State (1-8-22)
5, Colorado State (1-8-22)	1 - six times; last: vs. Fresno State (3-4-22)	Double-Figure Scorers	4, at Wyoming (2-28-22); at Utah State (1-26-22)	0, Long Beach State (11-30-21)
+17, Colorado State (1-8-22)	-16, vs. Southern California (11-26-21)	Rebound Margin	+16, vs. Southern California (11-26-21)	-17, Colorado State (1-8-22)
+19, vs. UNLV (2-24-22)	-10, at Boise State (2-22-22)	Halftime Scoring Margin	+10, Boise State (2-22-22)	-19, vs. UNLV (2-24-22)

BIGGEST LEADS/TIME IN LEAD/SPECIALTY STATISTICS

Date	Opponent	SDSU Result	SDSU Big Opp Big				LC	SDSU in			Point		Off TOs		2nd Ch.		Bench	
			Lead	Lead	Ties	Lead		Lead	Lead	Tied	SD	Opp	SD	Opp	SD	Opp	SD	Opp
Nov. 9	UC RIVERSIDE	W 66-53	13	5	5	6	! 30:29	5:49	3:42	24	22	17	11	12	5	16	11	
Nov. 12	at Brigham Young	L 60-66	3	6	10	5	4:02	27:28	8:30	28	32	8	13	10	17	14	19	
Nov. 18	ARIZONA STATE	W 65-63	7	9	6	10	23:48	13:06	3:06	28	24	17	8	7	16	15	9	
Nov. 20	UT ARLINGTON	W 68-62	10	5	4	2	! 31:10	6:41	2:09	16	28	14	20	11	13	16	25	
Nov. 25	vs. Georgetown#	W 73-56	18	4	6	4	! 29:03	5:17	5:40	32	22	18	8	14	10	20	5	
Nov. 26	vs. Southern California#	L 43-58	6	17	1	3	11:28	27:58	0:34	26	32	6	6	7	18	9	4	
Nov. 30	LONG BEACH STATE	W 72-47	28	1	4	6	! 36:08	2:50	1:02	24	32	11	11	10	10	25	20	
Dec. 4	at Michigan (D)	L 58-72	3	21	3	7	5:12	31:03	3:45	22	30	10	15	7	12	17	16	
Dec. 8	CAL STATE FULLERTON	W 66-56	14	0	3	0	! 38:30	0:00	1:30	22	20	21	9	5	6	10	18	
Dec. 17	vs. Saint Mary's@	W 63-53	11	5	8	5	! 27:12	6:42	6:06	30	28	7	14	12	11	11	16	
Dec. 22	UC SAN DIEGO	W 78-57	27	0	0	0	! 39:40	0:00	0:20	36	22	21	11	7	2	18	21	
Jan. 1	at UNLV* (D)	W 62-55	10	7	3	5	23:05	15:23	1:32	30	16	10	5	16	5	20	9	
Jan. 8	COLORADO STATE* (D)	W 79-49	30	3	6	6	! 30:24	3:42	5:54	34	14	22	9	15	8	30	11	
Jan. 22	BOISE STATE*	L 37-42	2	11	4	4	4:26	31:16	4:18	20	16	17	11	6	5	6	3	
Jan. 24	UNLV*	W 80-55	28	0	0	0	! 39:15	0:00	0:45	48	20	18	10	11	5	21	17	
Jan. 26	at Utah State*	L 57-75	1	18	1	4	0:55	38:27	0:38	26	32	12	16	0	9	23	16	
Jan. 31	NEW MEXICO*	W 72-47	28	0	0	1	! 39:25	0:00	0:35	30	16	17	6	4	7	27	26	
Feb. 4	at Colorado State*	L 57-58	1	20	2	2	0:05	35:23	4:32	22	24	18	10	12	6	9	14	
Feb. 6	NEVADA* (D)	W 65-63	8	13	11	5	17:34	18:51	3:35	22	20	15	9	8	9	12	8	
Feb. 10	at San Jose State*	W 72-62	15	0	0	0	! 39:48	0:00	0:12	38	24	22	6	6	9	19	1	
Feb. 12	AIR FORCE* (D)	W 76-64	18	1	7	8	! 34:12	2:07	3:41	38	36	15	15	9	7	25	4	
Feb. 15	UTAH STATE*	W 75-56	22	6	6	5	! 29:11	6:02	4:47	36	26	23	11	12	10	27	9	
Feb. 19	at Fresno State*	W 61-44	18	7	2	1	! 27:01	9:37	3:22	20	14	14	8	7	11	30	7	
Feb. 22	at Boise State*	L 57-58	6	12	4	5	9:53	27:53	2:14	20	14	13	17	11	15	18	17	
Feb. 25	SAN JOSE STATE*	W 77-52	26	0	1	0	! 39:11	0:00	0:49	40	28	18	8	13	2	23	4	
Feb. 28	at Wyoming*	W 73-66	11	5	2	2	! 33:43	4:19	1:58	18	22	11	8	12	9	11	12	
Mar. 3	FRESNO STATE*	W-2ot 65-64	10	5	5	12	35:18	10:41	14:01	24	20	16	9	12	7	18	10	
Mar. 5	at Nevada*	W 79-78	18	5	8	6	! 22:29	12:21	5:10	24	14	6	21	13	15	15	15	
Mar. 10	vs. [6] Fresno State	W 53-46	7	8	7	4	10:24	22:33	7:03	28	22	14	18	6	6	22	4	
Mar. 11	vs. [2] (23/24) Colorado State	W 63-58	11	7	2	3	32:45	5:59	1:16	22	28	16	12	15	12	27	10	
Mar. 12	vs. [1] (rv/rv) Boise State	L 52-53	3	5	12	13	11:54	17:31	10:35	24	22	10	13	8	9	9	4	

Caps denotes home game. ! - Game in which San Diego State never trailed in the second half. D - Game what was played during the day. # - Paycom Wooden Legacy. @ - Footprint Center (Phoenix, Ariz.). * - Mountain West Game. ^ - Mountain West Men's Basketball Championship (Thomas & Mack Center; Las Vegas, Nevada).

LARGEST LEADS/DEFICITS

LEADS AND DEFICITS	SEASON	MOUNTAIN WEST GAME
SDSU Biggest Halftime Lead	19, vs. UNLV (1-25-22)	19, vs. UNLV (1-25-22)
SDSU Biggest Halftime Lead Lost	1, vs. Nevada (2-8-22), vs. Boise State (1-22-22)	3, vs. Fresno State (3-3-22)
SDSU Biggest Halftime Lead Lost in a Loss	1, vs. Boise State (1-22-22)	1, vs. Boise State (1-22-22)
SDSU Biggest Halftime Deficit	10, at Boise State (2-22-22)	10, at Boise State (2-22-22)
SDSU Biggest Halftime Deficit Overcome	10, at Boise State (2-22-22)	10, at Boise State (2-22-22)
SDSU Biggest Halftime Deficit Overcome for Victory	3, vs. Fresno State (3-10-22)	none
SDSU Biggest Lead	30, vs. Colorado State (1-8-22)	30, vs. Colorado State (1-8-22)
SDSU Biggest Lead Lost	10, vs. Fresno State (3-3-22)	10, vs. Fresno State (3-3-22)
SDSU Biggest Lead Lost in a Loss	6, at Boise State (2-22-22) vs. Southern California (11-26-21)	6, at Boise State (2-22-22)
SDSU Biggest Deficit	21, at Michigan (12-4-21)	20, at Colorado State (2-4-22)
SDSU Biggest Deficit Overcome	20, at Colorado State (2-4-22)	20, at Colorado State (2-4-22)
SDSU Biggest Deficit Overcome in a Victory	13, vs. Nevada (2-6-22)	13, vs. Nevada (2-6-22)

MISCELLANEOUS STATISTICS

SEASON	SDSU Team Leader			Games With					Double-Doubles	
	Points	Rebounds	Assists	10+ Pts	20+Pts	30+Pts	10+Rebs	10+Ast	Point/Reb.	Point/Ast.
Cade Alger										
Aguek Arop		2								
Chad Baker-Mazara	3			6	1					
Jared Barnett										
Matt Bradley	18	8	12	25	12	1	1		1	
Triston Broughton										
Tyler Broughton										
Lamont Butler	2		3	7						
Tahirou Diabate										
Keith Dinwiddie Jr.				1						
Demarshay Johnson Jr.										
Keshad Johnson	1	6	3	10			2		2	
Jaedon LeDee										
Nathan Mensah	5	17	1	7			6		1	
Trey Pulliam	4		18	13						
Adam Seiko	1	1	1	6						
Joshua Tomaic		2								
Max Wilson										

CAREER	SDSU Team Leader			Games With					Double-Doubles	
	Points	Rebounds	Assists	10+ Pts	20+Pts	30+Pts	10+Rebs	10+Ast	Point/Reb.	Point/Ast.
Cade Alger										
Aguek Arop		4	3	4						
Chad Baker-Mazara	3			11	3					
Jared Barnett										
Matt Bradley	18	8	12	96	35	1	4		4	
Triston Broughton										
Tyler Broughton										
Lamont Butler	2		4	12						
Tahirou Diabate				26	1		5		3	
Keith Dinwiddie Jr.				2						
Demarshay Johnson Jr.										
Keshad Johnson	1	6	3	12			2		2	
Jaedon LeDee										
Nathan Mensah	6	36	1	27			15		6	
Trey Pulliam	4	1	38	21						
Adam Seiko	1	1	1	9						
Joshua Tomaic		2	1	3						
Max Wilson										

SEASON BESTS

DUNKS	Season	Gm. High
Nathan Mensah	31	4
Keshad Johnson	30	4
Chad Baker-Mazara	9	2
Lamont Butler	8	2
Aguek Arop	5	2
Tahirou Diabate	4	3
Joshua Tomaic	3	2
Matt Bradley	1	1
TOTAL	91	7

TOP SCORING PERFORMANCES	
Matt Bradley at Wyoming* (2-28-22)	30
Matt Bradley at San Jose State* (2-9-22)	28
Matt Bradley at Colorado State* (2-4-22)	27
Matt Bradley vs. UNLV* (1-24-22)	27
Matt Bradley vs. Fresno State* (3-3-22)	26
Matt Bradley vs. Nevada* (2-6-22)	26
Matt Bradley vs. Colorado State* (1-8-22)	26
Matt Bradley at Nevada* (3-5-22)	24
Matt Bradley vs. UC Riverside (11-9-21)	23
Matt Bradley vs. Utah State* (2-15-22)	22
Matt Bradley vs. Cal State Fullerton (12-8-21)	22
Matt Bradley at Michigan (12-4-21)	22
Chad Baker-Mazara at Fresno State* (2-19-22)	20
Matt Bradley at Utah State (1-26-22)	19
Nathan Mensah vs. UC San Diego (12-22-21)	19

TOP REBOUNDING PERFORMANCES	
Nathan Mensah vs. San Jose State* (1-25-22)	13
Nathan Mensah vs. Saint Mary's (12-17-21)	13
Nathan Mensah at Boise State* (2-22-22)	11
Keshad Johnson at UNLV* (1-1-22)	11
Nathan Mensah vs. Long Beach State (11-30-21)	11
Nathan Mensah vs. Boise State (3-12-22)	10
Matt Bradley vs. Fresno State* (3-3-22)	10
Keshad Johnson vs. New Mexico* (1-31-22)	10
Nathan Mensah vs. UC Riverside (11-9-21)	10
Nathan Mensah at Wyoming* (2-28-22)	9
Nathan Mensah vs. Boise State* (1-22-22)	9
Nathan Mensah vs. UC San Diego (12-22-21)	9
Nathan Mensah vs. Cal State Fullerton (12-8-21)	9
Nathan Mensah vs. Arizona State (11-18-21)	9

TOP ASSISTS PERFORMANCES	
Trey Pulliam at Fresno State* (2-19-22)	8
Trey Pulliam vs. Georgetown (11-25-21)	8
Trey Pulliam vs. UC San Diego (12-22-21)	7
Trey Pulliam vs. (23/24) Colorado State (3-11-22)	6
Trey Pulliam vs. New Mexico* (1-31-22)	6
Matt Bradley at Utah State (1-26-22)	6
Matt Bradley vs. UC San Diego (12-22-21)	6
Trey Pulliam vs. Saint Mary's (12-17-21)	6

TOP 3-POINT FG PERFORMANCES	
Matt Bradley at Wyoming* (2-28-22)	5
Matt Bradley vs. Nevada* (2-6-22)	5

Chad Baker-Mazara at Fresno State* (2-19-22)	4
Matt Bradley vs. Utah State* (2-15-22)	4
Matt Bradley at San Jose State* (2-9-22)	4
Matt Bradley at Colorado State* (2-4-22)	4
Matt Bradley vs. Colorado State* (1-8-22)	4
Adam Seiko vs. Saint Mary's (12-17-21)	4

TOP STEALS PERFORMANCES	
Nathan Mensah vs. New Mexico* (1-31-22)	5
Lamont Butler vs. San Jose State* (1-25-22)	4
Lamont Butler at San Jose State* (2-9-22)	4
Lamont Butler vs. Colorado State*(1-8-22)	4
Aguek Arop at UNLV* (1-1-22)	4
Trey Pulliam vs. Cal State Fullerton (12-8-21)	4

GAMES MISSED	
Aguek Arop	5
Lamont Butler	5
Tahirou Diabate	5
Keith Dinwiddie Jr.	5
Adam Seiko	3
Chad Baker-Mazara	1
Jared Barnett	1
Trey Pulliam	1
Joshua Tomaic	1
TOTAL	26

* - conference game. ^ - conference tournament game. red - career high

SEASON/CAREER HIGHS

#0 • KESHAD JOHNSON

	Season	Career
Points	14 - 3x; last: vs. SJSU*, 2-25-22	15 vs. Wyoming*, 1-30-21
Rebounds	11 at UNLV*, 1-1-22	13 vs. San Jose State*, 2-8-21
Assists	4 vs. UC San Diego, 12-22-21	4 vs. UC San Diego, 12-22-21
Steals	3 at Colorado State*, 2-4-22	3 - 2x; last: at Colorado State*, 2-4-22
Blocked Shots	3 at Nevada*, 3-5-22	3 at Nevada*, 3-5-22
Minutes	42:06 vs. Fresno State*, 3-3-22	42:06 vs. Fresno State*, 3-3-22
10+ Scoring Games	10 times (10-0)	12 times (12-0)
10+ Rebounding Games	2 times (2-0)	4 times (4-0)
Double-Doubles	2 times (2-0)	2 times (2-0)

#2 • ADAM SEIKO

	Season	Career
Points	12 vs. Saint Mary's, 12-17-21	14 at Air Force*, 1-22-21
Rebounds	7 at UNLV*, 1-1-22	7 at UNLV*, 1-1-22
Assists	3 - two times; last: vs. CSU, 3/11/22	5 - 2x; last: vs. San Jose State*, 2-8-21
Steals	2 - two times; last: at Nevada*, 3-5-22	3 vs. Jackson State, 11-27-18
Blocked Shots		1 at New Mexico*, 2-5-19
Minutes	38:06 at UNLV*, 1-1-22	38:06 at UNLV*, 1-1-22
10+ Scoring Games	6 times (6-0)	9 times (8-1)

#3 • MATT BRADLEY

	Season	Career
Points	30 at Wyoming* (2-28-22)	30 at Wyoming* (2-28-22)
Rebounds	10 vs. Fresno State*, 3-3-22	10 - 4x; last: vs. Fresno State*, 3-3-22
Assists	6 - 2x; last: at Utah State*, 1-26-22	6 - 4x; last: vs. UC San Diego, 12-22-21
Steals	3 - 2x; last: at Fresno State*, 2-19-22	4 vs. Colorado~, 2-13-21
Blocked Shots	1 - 6x; last: vs. Fresno State*, 3-3-22	2 - 2x; last: vs. San Francisco~, 12-5-18
Minutes	39:09 vs. Fresno State*, 3-3-22	42 vs. Washington~, 1-11-20
20+ Scoring Games	12 times (10-2)	35 times (19-16)
10+ Scoring Games	25 times (20-5)	96 times (45-51)
Double-Doubles	1 time (1-0)	4 times (2-2)

#4 • TREY PULLIAM

	Season	Career
Points	16 vs. Long Beach State, 11-30-21	18 - 3x; last: vs. Boise State*, 2-25-21
Rebounds	7 vs. Cal State Fullerton, 12-8-21	7 vs. Cal State Fullerton, 12-8-21
Assists	8 - 2x; last: at Fresno State*, 2-19-22	8 - 3x; last: at Fresno State*, 2-19-22
Steals	4 vs. Cal State Fullerton, 12-8-21	4 - 2x; last: vs. Cal State Fullerton, 12-8-21
Blocked Shots	1 - 4x; last: vs. Boise State, 3-12-22	1 - 5x; last: vs. Boise State, 3-12-22
Minutes	38:45 vs. Fresno State*, 3-3-22	38:45 vs. Fresno State*, 3-3-22
10+ Scoring Games	13 times (11-2)	21 times (19-2)

#5 • LAMONT BUTLER

	Season	Career
Points	16 - 2x; last: vs. Boise State, 3-12-22	16 - 2x; last: vs. Boise State, 3-12-22
Rebounds	6 - 2x; last: vs. New Mexico*, 1-31-22	6 - 2x; last: vs. New Mexico*, 1-31-22
Assists	4 - 3x; last: vs. Fresno State*, 3-10-22	6 vs. Wyoming*, 1-28-21
Steals	4 - 3x; last: vs. San Jose State*, 2-25-22	5 at Utah State*, 1-16-21
Blocked Shots	1 - 4x; last: at Utah State*, 1-26-22	1 - 4x; last: at Utah State*, 1-26-22
Minutes	35:16 at San Jose State*, 2-9-22	35:16 at San Jose State*, 2-9-22
10+ Scoring Games	7 times (5-2)	12 times (9-3)

#10 • KEITH DINWIDDIE JR.

	Season	Career
Points	12 vs. Long Beach State, 11-30-21	13 at Air Force*, 1-22-21
Rebounds	2 - 6x; last: vs. Boise State*, 1-22-22	2 - 6x; last: vs. Boise State*, 1-22-22
Assists	2 at UNLV*, 1-1-22	2 - 2x; last: at UNLV*, 1-1-22
Steals	1 - 4x; last: at Michigan, 12-4-21	2 at Air Force*, 1-24-21
Blocked Shots		
Minutes	21:03 vs. Long Beach State, 11-30-21	21:03 vs. Long Beach State, 11-30-21
10+ Scoring Games	1 time (1-0)	3 times (3-0)

#14 • CADE ALGER

	Season	Career
Points	2 - 2x; last: vs. San Jose State*, 2-25-22	6 vs. Wyoming*, 1-30-21
Rebounds	1 - 2x; last: vs. San Jose State*, 2-25-22	2 at Air Force*, 1-24-21
Assists		
Steals	1 vs. Long Beach State, 11-30-21	1 vs. Long Beach State, 11-30-21
Blocked Shots	1 vs. UNLV*, 1-24-22	1 vs. UNLV*, 1-24-22
Minutes	2:53 vs. Long Beach State, 11-30-21	4 vs. Saint Katherine, 12-2-20

#20 • CHAD BAKER-MAZARA

	Season	Career
Points	20 at Fresno State*, 2-19-22	23 at Fordham#, 1-27-21
Rebounds	6 vs. UC Riverside, 11-9-21	6 - 2x; last: vs. UC Riverside, 11-9-21
Assists	2 - 5x; last: vs. Utah State*, 2-15-22	5 vs. Rhode Island#, 1-20-21
Steals	3 vs. New Mexico*, 1-31-22	3 - 4x; last: vs. New Mexico*, 1-31-22
Blocked Shots	2 - 4x; last: at San Jose State*, 2-9-22	3 vs. Rhode Island#, 2-27-21
Minutes	20:42 at Fresno State*, 2-19-22	34 vs. Rhode Island#, 1-20-21
10+ Scoring Games	5 times (4-1)	10 times (8-2)

#21 • JARED BARNETT

	Season	Career
Points	2 - 2x; last: vs. New Mexico*, 1-31-22	2 - 5x; last: vs. New Mexico*, 1-31-22
Rebounds	1 - 2x; last: vs. UNLV*, 1-24-22	1 - 4x; last: vs. UNLV*, 1-24-22
Assists	1 vs. New Mexico*, 1-31-22	1 - 7x; last: vs. New Mexico*, 1-31-22
Steals	1 vs. UNLV*, 1-24-22	1 - 5x; last: vs. UNLV*, 1-24-22
Blocked Shots		
Minutes	3:13 vs. New Mexico*, 1-31-22	4 - 3x; last: at Air Force*, 1-22-21

#22 • TAHIROU DIABATE

	Season	Career
Points	9 vs. Air Force*, 2-12-22	25 at Pepperdine@, 1-25-20
Rebounds	7 vs. Fresno State*, 3-3-22	11 vs. Santa Clara@, 2-15-18
Assists	1 at Utah State*, 1-26-22	2 - 2x; last: vs. Pacific@, 1-16-20
Steals	1 - 2x; last: vs. Utah State*, 2-15-22	4 vs. Ball State@, 12-25-19
Blocked Shots	1 - 11x; last: vs. Fresno State*, 3-3-22	4 - 2x; last: at Saint Mary's@, 1-30-20
Minutes	22:23 vs. Fresno State*, 3-3-22	38 at Santa Clara@, 1-6-18
20+ Scoring Games		1 time (0-1)
10+ Scoring Games		26 times (7-19)
Double-Doubles		3 times (0-3)

#23 • JOSHUA TOMAIC

	Season	Career
Points	9 vs. UT Arlington, 11-20-21	12 vs. San Jose State*, 2-8-21
Rebounds	8 at San Jose State*, 2-9-22	8 - 2x; last: at San Jose State*, 2-9-22
Assists	2 - 2x; last: vs. Utah State*, 2-15-22	3 vs. UC Irvine, 11-27-20
Steals	1 - 5x; last: at Wyoming* (2-28-22)	3 vs. Pepperdine, 12-6-20
Blocked Shots	3 vs. UC Riverside, 11-9-21	3 vs. UC Riverside, 11-9-21
Minutes	29:20 vs. Cal State Fullerton, 12-8-21	29:20 vs. Cal State Fullerton, 12-8-21
10+ Scoring Games		3 times (2-1)

#31 • NATHAN MNSAH

	Season	Career
Points	19 vs. UC San Diego, 12-22-21	19 vs. UC San Diego, 12-22-21
Rebounds	13 vs. Saint Mary's, 12-17-21	15 at Arizona State, 12-10-20
Assists	2 - 5x; last: vs. Air Force*, 2-12-22	4 vs. San José State*, 3-2-19
Steals	5 vs. New Mexico*, 1-31-22	5 vs. New Mexico*, 1-31-22
Blocked Shots	5 vs. Fresno State*, 3-10-22	6 vs. Saint Mary's, 12-22-20
Minutes	34:12 vs. Utah State*, 2-15-22	34:12 vs. Utah State*, 2-15-22
10+ Scoring Games	7 times (4-3)	27 times (22-5)
10+ Rebounding Games	5 times (3-2)	14 times (12-2)
Double-Doubles	1 time (0-1)	6 times (5-1)

#33 • AGUEK AROP

	Season	Career
Points	10 vs. Colorado State*, 1-8-22	14, at Air Force*, 1-22-21
Rebounds	8 - 3x; last: at Colorado State*, 2-4-22	8 - 3x; last: at Colorado State*, 2-4-22
Assists	3 vs. Colorado State*, 1-8-22	3 - 5x; last: vs. Colorado State*, 1-8-22
Steals	4 at UNLV*, 1-1-22	4 - 2x; last: at UNLV*, 1-1-22
Blocked Shots	2 - 2x; last: at Wyoming* (2-28-22)	2 - 8x; last: at Wyoming* (2-28-22)
Minutes	26:23 vs. Colorado State*, 1-8-22	26:23 vs. Colorado State*, 1-8-22
10+ Scoring Games	1 time (1-0)	5 times (4-1)

* - Mountain West game; ^ - Mountain West Tournament game; + - at Maryland; # - at Duquesne; @ - at Portland; ~ - at California.

LARGEST SAN DIEGO STATE RUNS (18 runs of at least 10-0)

Date	Opponent	Run	H	Time Elapsed	SDSU First Score	Opponent Score	SDSU FGM-A	SDSU 3FG-A	SDSU FTM-A	Opp. FGM-A	Opp. 3FG-A	Opp. FTM-A	San Diego State Points By:
Nov. 18	ARIZONA STATE	12-0	2nd	3:43	16:32	12:49	4-5	2-2	2-4	0-4	0-1	0-0	Butler 6, Seiko 3, Mensah 2, Pulliam 1
Nov. 25	vs. Georgetown#	10-0	2nd	1:45	16:43	14:58	4-6	2-2	0-0	0-1	0-0	0-0	Butler 8, Arop 2
Nov. 30	LONG BEACH STATE	11-0	1st	6:48	13:28	6:40	4-11	1-4	2-2	0-7	0-2	0-0	Pulliam 4, Butler 3, Dinwiddie Jr. 2, Baker-Mazara 2
Dec. 17	vs. Saint Mary's@	11-0	1st	5:12	13:50	8:38	5-11	1-1	0-0	0-5	0-3	0-2	Tomaic, 3, Arop 2, Dinwiddie Jr. 2, Mensah 2, Pulliam 2
Dec. 22	UC SAN DIEGO	10-0	1st	3:02	4:07	1:05	4-6	1-1	1-1	0-2	0-1	0-0	Bradley 3, Mensah 3, Johnson 2, Tomaic 2
Dec. 22	UC SAN DIEGO	14-0	2nd	7:53	11:36	3:43	5-12	2-5	2-4	0-6	0-0	0-0	Bradley 5, Pulliam 4, Arop 3, Mensah 2
Jan. 8	COLORADO STATE* (D)	10-0	2nd	4:57	18:02	13:05	4-4	2-2	0-0	0-4	0-4	0-0	Bradley 8, Butler 2
Jan. 8	COLORADO STATE* (D)	14-0	2nd	4:16	4:16	N/A	5-7	2-2	2-2	0-4	0-3	0-0	Baker-Mazara 7, Dinwiddie 3, Bradley 2, Johnson 2
Jan. 22	BOISE STATE*	13-0	2nd	8:44	9:48	1:04	6-11	1-3	0-2	0-6	0-2	0-1	Butler 5, Bradley 4, Mensah 4
Jan. 24	UNLV*	11-0	1st	2:16	10:05	7:49	6-8	1-2	0-0	0-3	0-1	0-0	Bradley 5, Butler 4, Mensah 2, Johnson 2
Jan. 31	NEW MEXICO*	11-0	1st	5:02	7:20	2:18	5-6	1-2	0-0	0-4	0-2	0-0	Bradley 7, Johnson 4
Feb. 4	at Colorado State*	13-0	2nd	1:57	2:06	0:09	4-4	1-1	4-4	0-4	0-0	0-0	Bradley 5, Butler 5, Johnson 3
Feb. 6	NEVADA* (D)	12-0	1st	7:10	7:40	0:30	3-9	1-3	5-8	0-8	0-4	0-0	Bradley 8, Tomaic 4
Feb. 12	AIR FORCE* (D)	12-0	2nd	4:59	17:43	12:44	5-7	0-0	2-3	0-4	0-3	0-0	Mensah 6, Butler 4, Bradley 2
Feb. 15	UTAH STATE*	12-0	1st	4:08	8:01	3:53	5-7	0-0	2-2	0-2	0-1	0-0	Bradley 6, Arop 2, Baker-Mazara 2, Tomaic 2
Feb. 19	at Fresno State*	10-0	2nd	2:41	15:59	13:18	4-4	2-2	0-1	0-3	0-2	0-0	Mensah 4, Baker-Mazara 3, Johnson 3
Feb. 19	at Fresno State*	11-0	1st	3:09	9:05	5:56	5-6	1-1	0-0	0-3	0-1	0-0	Baker-Mazara 5, Johnson 4, Pulliam 2
Mar. 3	FRESNO STATE*	11-0	1st	4:10	14:54	10:44	4-6	2-3	1-1	0-2	0-1	0-0	Arop 5, Pulliam 3, Seiko 3

Caps denotes home game. D - Game what was played during the day. # - Paycom Wooden Legacy. @ - Footprint Center (Phoenix, Ariz.). * - Mountain West Game. ^ - Mountain West Men's Basketball Championship (Thomas & Mack Center, Las Vegas, Nevada).

MISCELLANEOUS STATISTICS

San Diego State's Record When...

Category	2021-22 Season	Dutcher Era	SDSU Streak	Note
Home	14-1	67-9	Won 7	SDSU is 23-1 in its last 24, 41-4 in its last 45 and 50-5 in its last 55 home games; 16-game homecourt win streak snapped vs. Boise State (1-22-22)
Away	5-5	31-21	Won 2	SDSU is 23-7 in its last 30 road games and 86-50 in its last 136 road games; Aztecs are 83-40 in last 123 road games vs. non-AP top 25 teams.
Neutral	4-2	20-9	Lost 1	Aztecs have won 53 of the last 79 games at neutral sites (53-26); Won four of last seven meetings with AP Top 25 teams
Scoring First	17-5	83-19	Lost 1	SDSU is 200-53 in its last 253 games in which it has scored first. Last loss: vs. Boise State (3-12-22)
Opponent Scores First	6-3	36-20	Won 4	SDSU is 25-8 in its last 33 and 107-46 in its last 153 games in which the opponent has scored first
Leading at Half	21-1	104-12	Won 12	SDSU is 35-1 in its last 36; 73-4 in its last 77 and 167-20 in its last 187 games when ahead at half; 135-8 in last 143 at home when leading at half
Trailing at Half	2-7	13-25	Lost 1	SDSU is 18-36 the last 54 times trailing at the half and 44-65 since the start of '10-11
Tied at Half		1-2	Won 1	SDSU is 8-5 in last 13 games that have been tied at half
Leading with 5:00 Left	21-0	110-7	Won 37	Won 363 of last 375; 164-game winning streak snapped vs. Boise (2-27-16); Last loss before 164-game winning streak: at UW (1-9-10); 35-game streak snapped vs. CSU (1-2-21)
Trailing with 5:00 Left	2-7	6-29	Lost 1	SDSU is 13-72 in its last 85; Last wins: vs. Fresno State (3-4-22), vs. Arizona State (11-18-21)
Tied with 5:00 Left	0-1	3-3	Lost 2	SDSU is 6-6 in last 12 outings
In Overtime	1-0	2-0	Won 5	SDSU is 23-2 in its last 25 in OT; Last loss: at Cincinnati (12-17-14); Won last nine OT home games
SDSU Outrebounds Opp.	19-1	85-10	Won 8	SDSU is 37-1 in its last 38; 54-2 in its last 56; 116-17 in its last 133 and 226-36 in its last 262 games
SDSU is Outrebounded	2-8	28-29	Lost 3	SDSU is 18-14 in its last 32 and 68-59 in its last 127 games when outrebounded; Last win: at Nevada (3-5-22)
SDSU Commits Fewer TOs	13-3	82-15	Lost 1	SDSU is 54-9 in its last 63 and 127-22 in its last 149 when committing fewer turnovers. Last loss: vs. Boise State (3-12-22)
Opp. Commits Fewer TOs	5-3	26-21	Won 3	SDSU is 89-55 in its last 144 games when committing more turnovers; Last win: vs. Fresno State (3-10-22)
SDSU More FT Attempts	14-1	75-7	Won 11	SDSU is 46-2 in its last 48 and 213-32 in its last 245 games in the category. Last loss: at Michigan (12-4-21)
Opp. More FT Attempts	8-7	40-27	Lost 1	SDSU is 83-58 in its last 141 games in this category. Last win: at Nevada (3-5-22)
SDSU Shoots Better than Opp.	20-2	101-7	Won 5	SDSU is 19-1 in last 20; 73-3 in last 76; 103-7 in last 110; 263-17 in last 280 with higher FG pct. Last loss: at Boise State (2-22-22)
Opp. Shoots Better than SDSU	3-6	17-32	Lost 1	SDSU is 51-80 since the start of '10-11 when the opponent has a higher FG pct.; Last win: vs. Colorado State (3-11-22)
SDSU Shoots 50% or Better	6-0	43-1	Won 31	70-game win streak snapped at California (12-8-18). Won 90 straight at home when FG pct. >= 50.0 pct. (last loss: UNLV, 1-26-02)
SDSU Shoots Between 40-50%	12-2	55-17	Won 2	Since March 3, 2010, SDSU is 150-35 overall and 79-10 at home
SDSU Shoots 40% or Less	4-6	20-21	Lost 1	SDSU is 150-27 when shooting 38.9 pct. or better (since Jan. 31, 2015); SDSU is 115-8 since Feb. 22, 2012, at home, when shooting at least 38.9 pct.
Opp. Shoots 50% or Better		2-11	Lost 1	Last win: at Air Force (1-22-21)
Opp. Shoots Between 40-50%	5-4	37-20	Won 5	Last loss: at Colorado State (2-4-22); Last win: vs. Colorado State (3-11-22)
Opp. Shoots 40% or Less	18-4	80-8	Lost 1	SDSU is 58-5 in last 63; 289-38 in last 327 times the opponent has shot 40 pct. or less; Last loss: vs. Boise State (3-12-22)
Opp. Shoots 35% or Less	7-2	37-2	Won 1	Had won 35 straight until vs. Boise State (1-22-22); Prior last loss in the category was at CSU (2-25-17); SDSU 34-1 in last 35 gms. at Viejas dating back to 12-18-15 (GCU)
SDSU Bench Outscores Opp.	17-6	73-17	Lost 1	SDSU is 52-9 in its last 61 and 200-41 in this category since the beginning of the 2010-11 season; Aztecs are 168-37 in last 205 games
Opp. Bench Outscores SDSU	5-2	43-21	Won 1	SDSU is 99-55 in this category since the beginning of the 2010-11 season
SDSU Scores Less Than 60	1-7	2-16	Lost 1	SDSU is 25-44 in its last 69 games when scoring less than 60 points; Last win: vs. Fresno State (3-10-22), snapped 9-game losing streak
SDSU Scores At Least 60 & Less Than 70	10-1	34-15	Won 9	SDSU is 90-38 in its last 128 games. Last loss: at Brigham Young (11-12-21); SDSU has won 34 straight games when scoring at least 65 points and 67-1 since March 15, 2019
SDSU Scores Between 70-79	11-0	43-5	Won 30	SDSU is 45-5 in last 50, 132-13 in its last 145 when scoring 70-79. Last loss: vs. Fresno State (3-6-19); 47-3 at home in last 50
SDSU Scores Between 80-89	1-0	26-3	Won 19	SDSU is 47-5 in its last 52 games when scoring between 80-89 points
SDSU Scores Between 90-99		13-0	Won 28	The Aztecs have won 28 straight games and are 38-2 since 1999-2000 when scoring 90+ points
SDSU Scores 100+		1-0	Won 27	The Aztecs have won 27 straight games when reaching triple digits. SDSU is 4-0 in games where it has scored 100+ points since the 1999-2000 season.
Opp. Scores Less Than 50	5-1	14-1	Won 3	SDSU is 18-1 in last 19; 67-4 in last 71 in this category (losses: at UW, 12-7-14; vs. Wyo., 3-14-15; Little Rock, 11-21-15; vs. Boise 1-22-22)
Opp. Scores Less Than 60	15-5	66-7	Lost 1	SDSU is 75-7 in its last 82 games in the category; Last loss: vs. Boise State (3-12-22) SDSU is 130-4 the last 134 home games when holding the opponent to 60 points or less (last loss: vs. Boise State, 1-22-22)
Opp. Scores Between 50-59	9-3	51-5	Lost 1	SDSU is 51-5 in its last 56 games and 91-13 in last 104 games in this category
Opp. Scores Between 60-69	7-1	36-8	Won 7	SDSU is 19-2 in last 21 games; 91-30 in the category since the start of 2010-11.
Opp. Scores Between 70-79	1-2	16-11	Won 1	SDSU is 32-32 in its last 64 games when allowing between 70-79 points
Opp. Scores Between 80-89		1-10	Lost 4	SDSU is 3-15 since the beginning of the 2010-11 season in this category.
Opp. Scores Between 90-99		0-3	Lost 3	SDSU snapped a 24-game losing streak in the category by winning at TCU (3-3-12)
Opp. Scores 100+			Lost 9	The Aztecs are 0-3 in this category since the 1999-2000 season.
Wearing Black	7-6	40-26	Lost 1	SDSU is 26-9 in last 35 and 83-57 in its last 140 in the black uniforms; Last worn at home: vs. Air Force (2-12-22)
Wearing Alternate Black (Red Writing)	1-3	14-4	Lost 1	Worn at San Diego, vs. Creighton, at CSU, at USU, at WYO, at Fresno State, at UNLV, at UNM, at AFA at Boise State, vs. UNLV, at NEV, at ASU, vs. SMC
Wearing Red		2-0	Won 3	Aztecs are 17-5 in their last 22 when wearing red since the start of 2010-11; Last worn: vs. Nevada (1-18-20)
Wearing White	15-2	72-13	Won 8	43-4 in last 47; Last worn on the road at Fresno State (2-20-21); Last neutral: vs. Southern California (11-26-21); 15-game win streak ended vs. Utah State (3-7-20)
Wearing Retro White		3-1	Won 2	Wore vs. USD and vs. No. 2/3 Kansas in 2015-16; vs. Alabama State, Wyoming, Air Force in 2016-17; vs. Georgia and California, USU, CSU in 2017-18
Wearing Retro White Shorts		7-0	Won 7	Debuted vs. Colorado State (1-4-21)
Wearing Camouflage			Lost 1	SDSU lost to No. 9/9 Syracuse (11-11-12)
Wearing Pewter Gray			Won 2	Uniforms made its debut vs. USD (12-15-12); Also worn against UNLV (1-16-13), FS (2-9-13), BSU (3-13-13)
Wearing Turquoise	1-0	5-0	Won 8	Made its debut vs. Bakersfield (11-20-14); Also vs. SD Christian (11-18-15), vs. Savannah St. (11-28-16), vs. McNeese (11-17-17), Jackson St. (11-27-18), Tennessee State (11-25-19), UC Irvine (11-27-20), UT Arlington (11-20-21)
On Monday	3-0	7-1	Won 6	Aztecs are 19-3 on Monday since the beginning of 2010-11. Last loss: vs. (1/1) Duke (11-19-18)
On Tuesday	3-1	19-6	Lost 1	SDSU is 51-13 in its last 64 games played on Tuesday. Last loss: at Utah State (2-26-19)
On Wednesday	3-1	21-6	Won 1	SDSU is 36-10 in last 46 and 66-18 in its last 84 games played on Wednesday
On Thursday	4-0	17-2	Won 8	Aztecs played just 41 Thursday games since the start of the 2010-11 season.
On Friday	3-3	14-5	Won 2	SDSU is 36-10 in its last 46 games played on the day
On Saturday	6-3	34-18	Lost 1	SDSU is 88-42 in its last 130 games played on Saturday. Seven-game win streak snapped vs. UNLV (2-22-20)
On Sunday	1-0	7-1	Won 7	The Aztecs have played only 28 Sunday games since the beginning of the 2010-11 campaign (20-8)
In November	5-2	25-6	Won 1	SDSU is 59-15 in November since the beginning of the 2010-11 campaign
In December	3-1	18-7	Won 3	The Aztecs are 62-16 in their last 78 games played in December. Last loss: at Michigan (12-4-21)
In January	4-2	28-12	Won 1	SDSU is 56-19 in last 74 and 72-23 in last 95 January games
In February	7-2	31-7	Won 2	SDSU is 58-20 in its last 78 games played during the month
In March	4-1	17-7	Lost 1	The Aztecs are 63-24 in their last 87 March games