

# SAN DIEGO STATE FOOTBALL

Contacts: Jamie McConeghy, Senior Assoc. AD of Communications & Media Relations (jmcconeg@sdsu.edu); Collin Robinson, Asst. Communications Director (crobinson3@sdsu.edu)

## LIVE COVERAGE

TV/Stream: CBS Sports Network

Chris Lewis (play-by-play)  
Taylor McHargue (analysis)  
Michael Pittman (producer)



Aztecs Radio Network: San Diego Sports 760

pregame starts two hours before kickoff; postgame show is one hour

Jon Schaeffer (play-by-play)  
Rich Ohrnberger (analyst)  
Ben Fletcher (pre, half, post)  
J.R. Tolver (pre)



Live Stats: GoAztecs.com

## THE SERIES (complete series info on pg. 8)

Series: San Diego State leads, 1-0

Home: 0-0; Away: 0-0; Neutral: 1-0

Snapdragon Stadium: 0-0

Longest SDSU Win Streak: 1 (2019-current)

Longest CMU Win Streak: n/a

## 2024 SCHEDULE / RESULTS

	<b>Texas A&amp;M - Commerce</b>	<b>W, 45-15</b>
Sat., Aug. 31   5 p.m. PT   San Diego, Calif.   truTV/MAX		
	<b>Oregon State</b>	<b>L, 0-21</b>
Sat., Sept. 7   7:30 p.m. PT   San Diego, Calif.   CBSSN		
	<b>at (rv/rv) California</b>	<b>L, 10-31</b>
Sat., Sept. 14   7:30 p.m. PT   Berkeley, Calif.   ESPN		
	<b>at Central Michigan</b>	
Sat., Sept. 28   3:30 p.m. ET   Mount Pleasant, Mich.   CBSSN		
	<b>Hawaii*</b>	
Sat., Oct. 5   5 p.m. PT   San Diego, Calif.   CBSSN		
	<b>at Wyoming*</b>	
Sat., Oct. 12   1:30 p.m. MT   Laramie, Wyo.   CBSSN		
	<b>Washington State</b>	
Sat., Oct. 26   7:30 p.m. PT   San Diego, Calif.   CBSSN		
	<b>at Boise State*</b>	
Fri., Nov. 1   6 p.m. MT   Boise, Idaho   FS1		
	<b>New Mexico*</b>	
Fri., Nov. 8   7:30 p.m. PT   San Diego, Calif.   FS1		
	<b>at UNLV*</b>	
Sat., Nov. 16   7:30 p.m. PT   Las Vegas, Nev.   CBSSN		
	<b>at Utah State*</b>	
Sat., Nov. 23   1:30 p.m. MT   Logan, Utah   CBSSN		
	<b>Air Force*</b>	
Sat., Nov. 30   TBA   San Diego, Calif.   FOXSN		

:: TOC	Page No.	:: TOC	Page No.
Media Availability	2	Roster	22-23
General Notes	3-18	2-Deep	24
Series History	8-10	Recaps	25-27
MW / Opponent Info	19	Statistics	28-53
Coaching Staff	20-21	Last Time it Happened	54-56

## GAME 4

## SAN DIEGO STATE (1-2, 0-0 MW) at CENTRAL MICHIGAN (2-2, 1-0 MAC)

Saturday, Sept. 28, 2024 ■ TBA ■ Mt. Pleasant, Mich. ■ Kelly/Shorts Stadium (45,000)



**AZTECS**  
Head Coach: Sean Lewis  
Record at SDSU: 1-2 (first season)  
Career Record: 25-33 (sixth season)  
Lewis Record vs. CMU: 0-1

**CHIPPEWAS**  
Head Coach: Jim McElwain  
Record at CMU: 31-30 (sixth season)  
Career Record: 75-57 (12th season)  
McElwain Record vs. SDSU: 0-2



## SAN DIEGO STATE CONTINUES ROAD TRIP AT CENTRAL MICHIGAN ON SATURDAY NIGHT

- Following a week off from competition, San Diego State returns to action Saturday with a road game at Central Michigan. Kickoff is set for 3:30 p.m. ET (12:30 p.m. PT).
- After playing five consecutive games in the state of California dating back to last season, the Aztecs (1-2) are playing a game in the Eastern Time Zone for the first time since Sept. 26, 2015 at Penn State.
- SDSU is coming off a 31-10 loss at California on Sept. 14. San Diego State trailed just, 7-3, at the half, but the Bears scored on their first four possessions of the second half to take command of the game.
- The two teams combined for 27 penalties for 237 yards, including 15 penalties for 120 yards for the Aztecs. SDSU's 13 penalties in the first half were tied for the most in any half for an FBS team in the last 10 seasons.
- One of the crucial penalties on San Diego State was an illegal block in the back on Marlem Louis after Tano Letuli intercepted a pass and returned it 65 yards for the score. Instead of taking a 10-7 lead midway through the second quarter, SDSU started on its own 45-yard line and failed to score.
- Redshirt freshman Javance Tupou'ata-Johnson earned his first career start at quarterback for an injured true freshman Danny O'Neil, marking the first time in San Diego State's Division I history (since 1969) that the Aztecs started a pair of freshmen quarterbacks in the same season.
- Tupou'ata-Johnson was 13 for 29 for 156 yards and a touchdown and two interceptions in place of O'Neil.
- Marquez Cooper, the FBS active leader in both rushing yards (4,129) and all-purpose yards (4,859), ran for 87 yards on 22 carries.
- Cooper has three straight 1,000-yard seasons (2023 at Ball State, and 2021-22 at Kent State under Sean Lewis).
- Cooper enters the weekend ranked eighth in the country with 121.0 rushing yards per game.
- The SDSU defense had a season-high six sacks, including 2.5 by sophomore EDGE Trey White.
- San Diego State is meeting the Chippewas (2-2) for the second time after winning the 2019 New Mexico Bowl, 48-11, in Albuquerque. Ryan Agnew passed for 287 yards and three touchdowns in that bowl game, and Jordan Byrd ran for a career-high 139 yards and a score. Jesse Matthews, who shared co-offensive MVP honors with Byrd, caught three passes for 111 yards and his first two touchdowns for the Aztecs, who finished 10-3 with their fourth double-digit win season since 2015.
- SDSU is 16-1-1 against current members of the Mid-American Conference, including a 20-13 win over Ohio last August.
- San Diego State is 11-1-1 against teams that were members of the MAC at the time of the game. Only eight times since 1976 have the Aztecs encountered a school from the MAC.
- SDSU is in the midst of a streak of playing a school from the MAC in six straight seasons. The streak started with a 17-14 San Diego State win vs. Toledo on Sept. 4, 2022 and continued with a 20-13 victory over Ohio on Aug. 26, 2023. The streak continues Saturday in the first of four straight seasons of the Aztecs playing a road game at a MAC school, including Saturday at Central Michigan, Sept. 27, 2025 at Northern Illinois, Sept. 26, 2026 at Toledo and Sept. 3, 2027 at Eastern Michigan.
- SDSU is playing a true road game at a MAC school for the first time since beating Northern Illinois, 42-28, on Sept. 17, 2016. In between that game and Saturday's game at CMU, the Aztecs have played six games against MAC schools, including four home

## COMBINED FB & MBB WINNING PCT. / SINCE 2010

Below is a list of the highest combined football and men's basketball winning pct. (through Sept. 21)

Rk.	School	Pct.
1.	Ohio State	.727
2.	San Diego State	.726
3.	Oregon	.713
4.	Duke	.707
5.	Alabama	.694
6.	Arizona	.690
7.	Wisconsin	.689
8.	Kentucky	.687
9.	Michigan State	.685
10.	Cincinnati	.682

## MOST RUSHING YARDS / FBS / ACTIVE

Rk.	Player, Current School	Yds.
1.	Marquez Cooper, SDSU	4,132
2.	Devin Neal, Kansas	3,520
3.	Nate Noel, Missouri	3,515
4.	Tahj Brooks, Texas Tech	3,431
5.	Quinshon Judkins, Ohio State	3,061

\* Cooper spent 2020-22 at Kent State and 2023 at Ball State

## MOST NON-OFFENSIVE TOUCHDOWNS SINCE 2020

Rk.	School	GP	TDs
1.	Pittsburgh	54	20
2.	Notre Dame	55	19
3.	Alabama	58	18
	Houston	51	18
	Iowa	53	18
	Kentucky	54	18
	Ohio State	50	18
8.	San Diego State	50	17
	Baylor	52	17
	Middle Tennessee	51	17
	Mississippi State	53	17

# SAN DIEGO STATE MEDIA AVAILABILITY: CENTRAL MICHIGAN

22	SUN	23	MON	24	TUE	25	WED	26	THU	27	FRI	28	SAT
<b>Closed Practice</b> No media availability.		<b>SDSU Media Luncheon</b> 11:15 a.m. - Food arrives 11:30 p.m. - Coach Lewis  <b>No practice</b>  No student-athlete availability.  <i>Game Notes</i> <i>News Conference Video</i> <i>News Conference Quotes</i>		<b>FINAL MEDIA DAY FOR STUDENT-ATHLETES</b>  <b>8:45-9:15 a.m. - Open Practice</b>  Open to media who cover SDSU on a regular basis (must contact media relations office).  <b>11 a.m. - Post-practice availability (only student-athlete request availability for the week; requests (up to a max of two) due by 9 a.m.):</b> - Assistant coaches - Selected players  <i>Media Scrum Video</i>		<b>FINAL MEDIA DAY FOR COACHES</b>  <b>8:45-9:15 a.m. - Open Practice</b>  Open to media who cover SDSU on a regular basis (must contact media relations office).  <b>11 a.m. - Post-practice availability (requests due by 9 a.m.):</b> - Head Coach Sean Lewis - Assistant coaches not interviewed on Tuesday  <i>Broadcast Flip Card</i>		<b>Closed Practice</b>  No media availability.  <b>6 p.m. - The Sean Lewis Show</b> live on San Diego Sports 760.		<b>Closed Practice</b>  No media availability.		San Diego State at Central Michigan, 3:30 p.m. ET (12:30 p.m. PT) on ESPN and San Diego Sports 760  <b>Postgame News Conference</b> - San Diego State's locker room is closed. Coach Lewis and selected players will be available after a cooling off period. Contact the media relations office for details.  <i>Live: Game</i> <i>Live: Stats</i> <i>Game Stats</i> <i>Postgame Notes</i> <i>Postgame Quotes</i> <i>News Conference Archive</i> <i>Highlights</i>	

Items in red are sent out to the media distribution list and/or are available on that day at GoAztecs.com.

## SDSU MEDIA RELATIONS

**Phone:** (619) 594-5547  
**Fax:** (619) 582-6541  
**Overnight Address:**  
 Aztec Athletics Center, Suite 3014  
 5302 55th Street  
 San Diego, CA 92182-4309  
**Website:** GoAztecs.com    **Public Twitter:** GoAztecs  
**Game Notes Twitter:** GoAztecsStats  
**Jamie McConeghy\*** | Senior Assoc. AD/Comm. & Media Relations  
**Office:** (619) 594-3023    **Cell:** (607) 435-5577  
**E-Mail:** jmcconeg@sdsu.edu  
**Collin Robinson\*** | Assistant Communication Director  
**Office:** (619) 594-5548  
**E-Mail:** c Robinson3@sdsu.edu  
**Richard Stern** | Assistant AD - Communications  
**Office:** (619) 594-5548  
**E-Mail:** rstern@sdsu.edu  
**Ben Pearson** | Assistant Communications Director  
**Office:** (619) 594-2576  
**E-Mail:** bpearson@sdsu.edu  
**Jim Solien** | Assistant Media Relations Director  
**Office:** (619) 594-2576  
**E-Mail:** jsolien@sdsu.edu  
**Sam Meyers** | Assistant Communications Director  
**Office:** (619) 594-5242  
**E-Mail:** scmeyers@sdsu.edu  
**Rachel Gonzales%** | Media Relations Coordinator  
**Office:** (619) 594-5547  
**E-Mail:** regonzales@sdsu.edu  
**Andrew Burton** | Coordinator of Multimedia Productions  
**Office:** (619) 594-2428  
**E-Mail:** aburton2@sdsu.edu

## PRACTICE

All practices are closed to both the public and the media with the exception being the first 20 minutes of Tuesday and Wednesday's workouts (media only). Members of the media planning to attend Tuesday or Wednesday's practice will need to email the athletic communications office to be placed on a list to gain access to the practice fields.

Post-practice interview requests should be submitted to the San Diego State athletic communications office no later than 9 a.m. PT on the day of the potential interview. Other interview requests must be made at least 24 hours in advance.

## MONDAY NEWS CONFERENCE

SDSU will hold its news conference on Monday's at 11:30 p.m. PT with the exception of the first week.

Contact the SDSU athletic communications office for more details.

A brief transcript of the weekly media luncheon will be posted on GoAztecs.com. Contact the athletic communications office for additional details.

## THE SEAN LEWIS RADIO SHOW

This season, the Sean Lewis Show will air live weekly on Thursday evenings from 6-7 p.m. PT on San Diego Sports 760.

## VIDEO FOOTAGE OF GAMES

Video highlights and interview footage will once again be available to the media for San Diego State road games (time permitting). For more information contact Jamie McConeghy at (619) 594-3023.

## COLLEGE PRESS BOX.COM

CollegePressBox.com is the official media website for Mountain West football. Access and download weekly game notes, quotes, statistics, media guide headshots, logos and more for the conference and each of its 12 member schools throughout the season. Login information will be distributed by the conference office to accredited media or you can apply for a password by sending an email to password@collegepressbox.com.

\* primary football contacts; % credential requests

games and two bowl games on neutral sites.

- One of the most innovative minds in college football over the past decade, **Sean Lewis** was named the 19th head coach in the history of the San Diego State football program, as announced on Nov. 29, 2023. Lewis, 38, brings an extensive résumé to The Mesa, serving as head coach at Kent State from 2018-22 before spending the 2023 campaign as offensive coordinator/quarterbacks coach at Colorado under head coach Deion Sanders. He has also witnessed great success as a coordinator/assistant coach in stops at Syracuse (2016-17), Bowling Green (2014-15) and Eastern Illinois (2012-13).

- Last season at Colorado, the Buffaloes were ranked sixth in the country in passing yards per game (330.0) and 39th in scoring (32.1) with Lewis calling the plays. When Lewis stopped calling plays, Colorado dropped to 59th in passing (224.0) and 100th in scoring (20.3).

- In 2021, Kent State set program records in plays (1,052), yards (6,907), first downs (364), rushing yards (3,482) and passing yards (3,425). Additionally, the Golden Flashes ranked third in the country that year in rushing (248.6) and first downs (364), fourth in total offense (495.2) and 30th in scoring (33.0).

- In the COVID-shortened 2020 season, Kent State led the country in scoring (49.8) and total offense (606.5), ranked second in in pass efficiency rating (191.2) and third down conversion percentage (56.1), third in rushing (283.0) and fourth down conversion percentage (87.5), and 10th in passing (323.5).

- While at Syracuse, his 2016 offense set or tied 40 program records, including passing yards (3,855), while the 5,290 yards were the second most in school history.

- Lewis also had the fourth-ranked offense (546.8) at Bowling Green in 2015 and the sixth-ranked scoring offense (42.2).

- The Aztecs have posted a .500 or better overall record and a winning record in Mountain West action in 13 of the past 14 seasons, only failing to do so last year (4-8 overall, 2-6 in MW).

**FEWEST PLAYERS IN FINAL YEAR OF ELIGIBILITY / FBS**

Rk.	Team	No.
1.	Illinois	12
	Troy	12
3.	Iowa State	14
	San Jose State	14
5.	<b>San Diego State</b>	<b>15</b>

**MOST SCHOLARSHIP NEWCOMERS / FBS**

Rk.	Team	No.
1.	North Texas	54
2.	Colorado	49
3.	Arizona State	49
	Indiana	49
	Troy	49
6.	<b>San Diego State</b>	<b>44</b>

**FEWEST PLAYERS IN FINAL YEAR OF ELIGIBILITY WHO BEGAN CAREER AT CURRENT SCHOOL / FBS**

Rk.	Team	No.
1.	<b>San Diego State</b>	<b>0</b>
	Troy	0
3.	Colorado	1
4.	Arizona State	3
	Old Dominion	3
6.	Six tied at	4

**FEWEST SCHOLARSHIP PLAYERS RETURNING / FBS**

Rk.	Team	No.
1.	Colorado	31
	North Texas	31
3.	Arizona State	38
	Indiana	38
	Troy	38
5.	<b>San Diego State</b>	<b>40</b>
	Temple	40

**FEWEST RETURNING PLAYERS / FBS**

Rk.	Team	No.
1.	North Texas	46
2.	Colorado	51
3.	San Jose State	53
4.	<b>San Diego State</b>	<b>54</b>
5.	Arizona State	58
	Middle Tennessee	58
	Old Dominion	58
	Temple	58

**BEST FBS RECORD SINCE 2015**

Below is a list of the highest winning percentages in the nation for FBS schools since the beginning of the 2015 season. (note: minimum 80 games played as an FBS school; through Sept. 21)













Rk.	Team	W	L	Pct.
1.	Alabama	118	12	.908
2.	Ohio State	104	14	.881
3.	Clemson	111	18	.860
4.	Georgia	107	19	.849
5.	Oklahoma	97	25	.795
6.	Michigan	92	26	.780
7.	Notre Dame	90	29	.756
8.	Appalachian State	90	32	.738
9.	Boise State	84	33	.718
	Penn State	84	33	.718
11.	LSU	85	34	.714
12.	Washington	82	33	.713
13.	Iowa	84	35	.706
14.	Oklahoma State	85	36	.702
15.	Utah	81	36	.692
	Wisconsin	81	36	.692
17.	Oregon	80	36	.690
18.	Memphis	81	39	.675
19.	Toledo	77	38	.670
20.	<b>San Diego State</b>	<b>77</b>	<b>40</b>	<b>.658</b>

**CALIFORNIA FBS RECORDS SINCE 2015**

Below is a look at the best records in the state of California since the beginning of the 2015 campaign (through Sept. 21). *BG* - indicates number of bowl games the team has participated in since 2015. *AP Rk.* - indicates current final team ranking in the Associated Press poll.

Rk.	Team	W	L	Pct.	BG	AP Rk.
1.	<b>San Diego State</b>	<b>77</b>	<b>40</b>	<b>.658</b>	<b>7</b>	-
2.	USC	72	42	.632	6	13
3.	Fresno State	65	49	.570	5	-
4.	Stanford	59	52	.532	4	-
5.	UCLA	54	56	.491	5	-
6.	California	52	56	.481	4	-
7.	San José State	47	64	.423	4	-

**2024 SCHEDULE / RESULTS**

Date	Opponent	Site	TV/Stream	Time/Result	Series	Notes
Aug. 31	 <b>Texas A&amp;M-Commerce</b> Lions	San Diego, Calif. Snapdragon Stadium	truTV/MAX	W, 45-14	SDSU, 1-0	SDSU outscores TC, 42-8, in 2H in Lewis debut; Cooper: 223 yds., 2 TD; TR-Fr. O'Neil starts at QB
Sept. 7	 <b>Oregon State</b> Beavers	San Diego, Calif. Snapdragon Stadium	CBS Sports Network	L, 0-21	OSU, 5-2	SDSU outgained, 420-179 (237-72 on ground); Aztecs only get into OSU territory 2 of 12 drives
Sept. 14	 <b>at (rv/rv) California</b> Bears	Berkeley, Calif. California Memorial Stadium	ESPN	L, 10-31	CAL, 5-4	Game combines for 27 penalties for 233 yds; Top-Johnson: 156 yds., 1 TD, 2 INT in 1st start
Sept. 28	 <b>at Central Michigan</b> Chippewas	Mt. Pleasant, Mich. Kelly/Shorts Stadium	CBS Sports Network	3:30 p.m. ET	SDSU, 1-0	Aztecs beat CMU, 48-11, in 2019 NM Bowl; SDSU 16-1-1 all-time vs. current MAC teams
Oct. 5	 <b>Hawai'i</b> Rainbow Warriors	San Diego, Calif. Snapdragon Stadium	CBS Sports Network	5 p.m. PT	SDSU, 25-11-2	SDSU has won 10 of the last 12 in the series; Five of last six have been decided by 1 score
Oct. 12	 <b>at Wyoming</b> Cowboys	Laramie, Wyo. War Memorial Stadium	CBS Sports Network	1:30 p.m. MT	Series tied, 19-19	First meeting since 26-22 SDSU win in 2019; 1st trip to Laramie since winning '16 MW Champ
Oct. 26	 <b>Washington State</b> Cougars	San Diego, Calif. Snapdragon Stadium	CBS Sports Network	7:30 p.m. PT	Series tied, 1-1	Teams last met in 2011 (at SDSU 42, WSU 24); Other meeting was 2007 (at WSU 45, SDSU 17)
Nov. 1	 <b>at Boise State</b> Broncos	Boise, Idaho Snapdragon Stadium	Albertsons Stadium	6 p.m. MT	Boise State, 5-4	SDSU outgained, 85, 439-403, in '23 but lost, 34-31; Longest winning streak in series is two
Nov. 8	 <b>New Mexico</b> Lobos	San Diego, Calif. Snapdragon Stadium	FS1	7:30 p.m. PT	SDSU, 29-15	Aztecs have won nine straight in series; Last loss was Oct. 18, 2008 in Albuquerque
Nov. 16	 <b>at UNLV</b> Rebels	Las Vegas, Nev. Allegiant Stadium	CBS Sports Network	7:30 p.m. PT	SDSU, 22-10	SDSU has won 4 straight in series & 8 of last 9; UNLV made MW championship for 1st time in '23
Nov. 23	 <b>at Utah State</b> Aggies	Logan, Utah Maverik Stadium	CBS Sports Network	1:30 p.m. MT	SDSU, 13-4	SDSU lost, 32-24, in double-overtime in 2023; Aztecs are 5-0 all-time at Utah State
Nov. 30	 <b>Air Force</b> Falcons	San Diego, Calif. Snapdragon Stadium	Fox Sports Networks	TBA	Air Force, 21-18	SDSU won 9 of last 11, but AFA has won last 2; Aztecs have won 5 of last 6 meetings at home

RUSHING YARDS / ALL-TIME^ / FBS

Rk.	Player, Team	Years	Yards
1.	Donnel Pumphrey, San Diego State	2013-16	6,405
71.	Earl Campbell, Texas	1974-77	4,443
76.	Troy Davis, Iowa State	1994-96	4,382
	AJ Dillon, Boston College	2017-19	4,382
87.	Bo Jackson, Auburn	1982-85	4,305
94.	Matt Forte, Tulane	2004-07	4,265
100.	Marquez Cooper, San Diego State*	2020-24	4,219

^ According to SportsReference.com; \* Cooper spent 2020-22 at Kent State and 2023 at Ball State

RUSHING YARDS / ACTIVE / FBS

Rk.	Player, Team	Years	Yards
1.	Marquez Cooper, San Diego State*	2020-24	4,219
2.	Devin Neal, Kansas	2021-24	3,520
3.	Nate Noel, Missouri	2020-24	3,515
4.	Tahj Brooks, Texas Tech	2020-24	3,431
5.	Quinshon Judkins, Ohio State	2022-24	3,061

\* Cooper spent 2020-22 at Kent State and 2023 at Ball State

ALL-PURPOSE YARDS / ACTIVE / FBS

Rk.	Player, Team	Years	Yards
1.	Marquez Cooper, San Diego State*	2020-24	4,859
2.	Brennan Presley, Oklahoma State	2020-24	4,393
3.	Brian Battie, Auburn	2020-24	4,386
4.	LaJohntay Wester, Colorado	2020-24	4,083
5.	Devin Neal, Kansas	2021-24	4,012

\* Cooper spent 2020-22 at Kent State and 2023 at Ball State

RUSHING TOUCHDOWNS / ACTIVE / FBS

Rk.	Player, Team	Years	TDs
1.	Devin Neal, Kansas	2021-24	36
	Quinshon Judkins, Ohio State	2022-24	36
	TreVeyon Henderson, Ohio State	2021-24	36
4.	Marquez Cooper, San Diego State*	2020-24	35
5.	Three tied at		30

\* Cooper spent 2020-22 at Kent State and 2023 at Ball State

RUSHING YARDS PER GAME / ACTIVE / FBS

Rk.	Player, Team	Years	YPG^
1.	Quinshon Judkins, Ohio State	2022-24	105.6
2.	Ashton Jeanty, Boise State	2022-24	95.0
3.	Marquez Cooper, San Diego State*	2020-24	93.8
4.	Harrison Waylee, Wyoming	2020-24	89.9
5.	Jadyn Ott, California	2022-24	86.9

\* Cooper spent 2020-22 at Kent State and 2023 at Ball State; ^ min. 20 GP

RUSHING YARDS PER GAME / 2024 / FBS

Rk.	Player, Team	G	YPG
1.	Ashton Jeanty, Boise State	3	195.3
2.	Kaleb Johnson, Iowa	4	171.3
3.	Kyle Monangai, Rutgers	3	152.3
4.	RJ Harvey, UCF	3	149.3
5.	Omarion Hampton, North Carolina	4	138.8
6.	Tahj Brooks, Texas Tech	3	126.3
7.	Blake Horvath, Navy	3	122.0
8.	Marquez Cooper, San Diego State	3	121.0
9.	Ja'Quinden Jackson, Arkansas	4	118.0
10.	Micah Bernard, Utah	4	114.0

- San Diego State once again plays one of the toughest schedules in the country with seven of its 11 FBS games against teams that made a bowl game in 2023 and three against former Pac-12 teams (hosting Oregon State on Sept. 7, at California on Sept. 14 and hosting Washington State on Oct. 26).
- SDSU returns only two all-Mountain West players from a year ago in Mekhi Shaw (honorable mention at both wide receiver and punt returner) and Kenan Christon (honorable mention at kick returner).
- Gone from San Diego State are second-team honorees TE Mark Redman, OL Cade Bennett, CB Noah Tumblin and P Jack Browning, including the latter two which are vying for spots in NFL camps. Other all-conference performers gone from SDSU are QB Jalen Mayden, LB Zyrus Fiasue and CB Dez Malone. In all, 18 starters are gone from the 2023 squad.
- Joining first-year head coach Sean Lewis are 55 total newcomers (combining scholarships and walk-ons).
- The Aztecs do not have a single player in his final year of eligibility who began his career at San Diego State. SDSU and Troy are the only teams in the country without a player in his final year of eligibility who began his career at his current school (see chart on right).
- Overall, the Aztecs have 15 players in their final year of eligibility, which is the fifth fewest in the country. Only Illinois (12), Troy (12), Iowa State (14) and San Jose State (14) have fewer (see chart on page 3).
- Additionally, SDSU returns only 54 players from a year ago, which ranks as the fourth fewest in the country.
- San Diego State has 44 scholarship newcomers, the sixth most in the nation. The 40 scholarship returnees are tied for the sixth fewest in the country.
- Lewis has brought along an impressive coaching staff to The Mesa, including six full-time coaches with previous coordinator experience. Three assistant coaches on the Aztec offensive staff have previous offensive coordinator experience, including pass game coordinator Laneer Sampson (2023 co-offensive coordinator/2022 pass game coordinator at Austin Peay), run game coordinator Mike Schmidt (2023 run game coordinator at Mississippi State, 2022 run game coordinator at Syracuse) and quarterbacks coach Matt Johnson (2023 offensive coordinator at Kent State). Additionally, senior offensive analyst Ryan Lindley was SDSU's offensive coordinator last season.
- Defensively, Eric Schmidt is in his first season as SDSU's defensive coordinator. Schmidt previously spent two seasons at Washington as its special teams coordinator and coach of the EDGE position on defense. Defensive edges coach Rob Aurich (2022-23 defensive coordinator at Idaho, 2018-21 special teams coordinator at South Dakota, 2015-17 defensive coordinator at Bemidji State) also has previous coordinator experience.
- Finally, associate head coach Zac Barton is in his first season as SDSU's special teams coordinator after spending last season at Kansas, where he served as the Jayhawks' special teams analyst. Prior to Kansas, Barton coached the special teams at Kent State from 2018-22 under Lewis.
- San Diego State opens Mountain West play the following week against Hawai'i at home on Oct. 5. It will be the first Aztec home game since Sept. 7 against Oregon State.

PROGRAM-AT-A-GLANCE

- SDSU's 72.6 combined winning percentage in football and men's basketball since the fall of 2010 only trails Ohio State (.727). Rounding out the top five are Oregon (.713), Duke (.707) and Alabama (.694).
- Since the start of the 2015 campaign, San Diego State ranks 20th in the country with a 65.8 winning percentage (min. 80 games played as an FBS school) (77-40).
- SDSU had five double-digit victory seasons from 2015-21. Only eight schools in the nation can say that - San Diego State, Alabama, Appalachian State, Clemson, Georgia, Notre Dame, Ohio State and Oklahoma.
- San Diego State posted 13 consecutive seasons with at least a .500 record until last year. That was tied for the sixth-longest streak nationally and was the longest streak among Pacific Time Zone teams.
- The Aztecs have played in 12 bowl games since 2010, tied for the 13th most in the country. The only teams with more bowl appearances since 2010 other than SDSU are Alabama, Boise State, Clemson, Georgia, LSU, Mississippi State, Notre Dame, Ohio State, Oklahoma, Oklahoma State, Oregon and Wisconsin.
- Since the start of the 2019 campaign, San Diego State is 28-15 in games decided by seven or more points.
- The Aztecs are 26-14 in their last 40 games decided by one score.
- San Diego State is 49-23 (.681) in its last 72 regular-season games against Mountain West opponents.
- SDSU's defensive rankings since 2014: 2nd in interceptions (157), 7th in turnovers forced (228), 8th in total defense (322.3) and 9th in scoring (19.7)
- Since the start of the 2015 season, San Diego State has 14 kickoff returns for touchdowns, the most in the country over that span.
- The Aztecs also have five 100-yard kickoff return touchdowns since 2015, tied for the second most in the nation over that span.



MR. COOPER

San Diego State senior running back Marquez Cooper is making the most of his opportunity to be the featured back in the San Diego State offense.

- Cooper has three career 1,000-yard seasons, including 1,080 and 1,331 while at Kent State under Sean Lewis in 2021 and 2022, respectively, and 1,043 last year at Ball State.
- Cooper is the active leader in FBS play in both rushing yards (4,219) and all-purpose yards (4,859), and is third in rushing yards per game (93.8), fourth in rushing touchdowns (35) and tied for fifth in total touchdowns (35). <<< See Marquez Cooper rankings on the left on this page.
- Cooper's 4,219 rushing yards would rank third in SDSU program history, just ahead of Rashaad Penny (3,656

Cooper

from 2014-17) and only behind Donnel Pumphrey (6,405 from 2013-16) and Marshall Faulk (4,589 from 1991-93).

- Cooper has 18 career 100-yard rushing games, including 13 at Kent State (five in 2022, seven in 2021 and one in 2020), four at Ball State last year and one this season at San Diego State.
- This season, Cooper ranks fifth in FBS in rushing attempts per game (20.67, 1st in MW), eighth in rushing yards per game (121.00, 2nd in MW), 20th in all-purpose yards per game (131.00, 3rd in MW), tied for 22nd in all-purpose plays (68, T-2nd in MW) and 25th in rushing attempts (62, 4th in MW). Cooper is also fourth in the Mountain West in rushing yards (363, 29th in FBS), fifth in rushing yards per carry (5.85, 47th in FBS), seventh in total all-purpose yards (393, T-54th in FBS) and tied for 10th in rushing touchdowns (2).
- Cooper rushed for 223 yards in the opener vs. Texas A&M-Commerce on Aug. 31, the first 200-yard game by an Aztec since Rashaad Penny had 221 vs. Army West Point in the 2017 Armed Forces Bowl on Dec. 23 and the most by an Aztec since Penny had a career-high 234 at San Jose State on Nov. 4, 2017. Cooper became the 84th different Aztec with a 100-yard rushing game. It was the 17th time in SDSU's Division I history that an Aztec broke 100 rushing yards in a season opener and only trailed David Turner's 239 yards in the 1976 opener vs. Arkansas State. Cooper's 223 yards were also Snapdragon Stadium record and the third most in a FBS game this season.

**IN RAREFIED AIR**



San Diego State true freshman quarterback Danny O'Neil has burst on the scene after joining the Aztecs in January for the spring semester. The Indianapolis native followed SDSU head coach Sean Lewis to The Mesa and was named the team's starting quarterback after practice on Aug. 19.

- Below are some notes on O'Neil.
- O'Neil became the first true freshman quarterback in SDSU's Division I era (since 1969) to earn a start in a season-opener when he started against Texas A&M-Commerce on Aug. 31.
- He was the third true freshman quarterback in San Diego State's DI era to earn a start and is the second to pick up a win in his first start (also Spencer Brinton on Oct. 25, 1997 - SDSU 10, Hawai'i 3).
- The Aztecs scored 45 points in his first career start. In SDSU's two previous games that it started a true freshman quarterback for the first time, San Diego State combined for 23 points (10 vs. Hawai'i on Oct. 25, 1997 and 13 at Fresno State on Oct. 3, 2014).

**O'Neil**

- O'Neil was one of only two true freshmen in the country to start in the opening weekend (also Nebraska's Dylan Raiola).
- In the second half of the Texas A&M-Commerce game, O'Neil was 11-for-12 for 130 yards and two touchdowns for a 237.67 pass efficiency rating.

**TRENDING**

Searching for the formula to a San Diego State victory? Look no further.

**OFFENSIVE KEYS**

- San Diego State is 57-2 the last 59 times it has rushed for 200 yards. The Aztecs surpassed 200 in the opener against Texas A&M-Commerce.
- The Aztecs are 86-22 since 2011 when committing one turnover or less, something SDSU has done in 45 of its last 63 games.
- SDSU has an advantage in time of possession in 39 of the last 62 games. Since 2011, the Aztecs are 36-8 when possessing the football for at least 35 minutes.

**DEFENSIVE KEYS**

- The Aztecs are 72-5 since 2011 when holding the opposition to 17 points or less. SDSU has held 29 of its last 59 opponents to 17 points or less.
- San Diego State has won 24 of its last 28 games when forcing at least two turnovers (SDSU's 17-game winning streak came to an end on Sept. 3, 2022 vs. Arizona) and 34 straight games when forcing at least three turnovers (1-0 this season).
- San Diego State is 77-6 in its Division I history when owning at least a plus-3 turnover advantage, something it did in the opener on Aug. 31 vs. Texas A&M-Commerce.
- The Aztecs are 34-10 since 2011 when allowing less than 150 passing yards.
- San Diego State is 62-8 the last 70 times it has held the opposition to a 33.3 percent or less mark on third down.
- Since 2009, San Diego State's record broken down by opponent passing efficiency: less than 110: 69-11; between 110-150: 45-30; greater than 150: 8-31.
- Since the start of the 2015 campaign, SDSU is 47-5 when holding its opponent to a passing efficiency rating of below 110.

**SPECIAL TEAMS / OVERALL TRENDS**

- The Aztecs are 51-3 the last 54 times when owning a turnover advantage.
- San Diego State had won 17 straight games when committing fewer turnovers than its opponent before falling at No. 16/17 Oregon State on Sept. 16, 2023 with a plus-1 advantage (streak started on Nov. 30, 2019 vs. Brigham Young). The Aztecs have now won 26 of the last 29 games when winning the turnover battle.
- San Diego State is 34-9 the last 43 times it has an advantage in field position.
- Since the start of the 2015 season, San Diego State has 14 kickoff returns for touchdowns, the most in FBS play over that time. To put that stat into perspective, nine other teams have played at least 60 games over that span and do not have a single kick return

**CENTRAL MICHIGAN (2-2, 1-0 MAC)**

Aug. 29	Central Connecticut State	W, 66-10
Sept. 7	at Florida International	L, 16-52
Sept. 14	at Illinois	L, 9-30
Sept. 21	Ball State*	W, 37-34
Sept. 28	San Diego State	3:30 p.m. ET
Oct. 12	Ohio*	TBA
Oct. 19	at Eastern Michigan*	TBA
Oct. 26	at Miami (OH)*	TBA
Nov. 5	Bowling Green*	7:30 p.m. ET
Nov. 12	at Toledo*	7 p.m. ET
Nov. 19	Western Michigan*	7 p.m. ET
Nov. 30	at Northern Illinois*	TBA

**TEAM COMPARISON (2024)**

(National rankings (out of 133 in parentheses; through Sept. 21))

Category	San Diego State	Central Michigan
Record	1-2	2-2
Conference	0-0	1-0
Scoring Offense	18.33 (117)	32.00 (52)
Scoring Defense	22.00 (63)	31.50 (109)
Scoring Differential^	-21.00 (118)	-18.00 (110)
<small>^ ranking and numbers only include only vs. FBS schools</small>		
Rushing Offense	145.33 (85)	193.25 (40)
Passing Offense	162.33 (115)	231.75 (66)
Total Offense	307.67 (117)	424.00 (47)
Passing Efficiency	107.83 (123)	133.58 (80)
Rushing Defense	191.67 (109)	165.50 (92)
Passing Defense	166.00 (32)	185.50 (47)
Total Defense	357.67 (77)	351.00 (75)
Passing Eff. Defense	132.14 (82)	140.39 (99)
Net Punting	38.06 (81)	37.21 (93)
Punt Returns	1.00 (123)	26.60 (6)
Kickoff Returns	14.00 (120)	20.07 (61)
Punt Return Def.	8.20 (80)	8.20 (80)
Kick Return Def.	13.83 (16)	20.00 (94)
Interceptions Thrown	2 (34)	6 (122)
Fumbles Lost	1 (21)	2 (61)
Passes Intercepted	2 (78)	1 (108)
Fumbles Recovered	2 (44)	0 (74)
Turnovers Lost	3 (26)	8 (113)
Turnovers Gained	4 (73)	1 (127)
Turnover Margin	+0.33 (56)	-1.75 (129)
Sacks	3.67 (6)	2.00 (60)
Tackles for Loss	5.67 (73)	7.00 (28)
Sacks Allowed	2.00 (80)	1.50 (56)
TFL Allowed	5.67 (88)	4.50 (51)
First Downs Off.	46 (127)	82 (49)
First Downs Def.	61 (41)	78 (98)
3rd Down Conv. %	30.23 (119)	38.00 (81)
4th Down Conv. %	44.44 (95)	40.00 (103)
3D Conv. % Def.	43.48 (110)	32.69 (40)
4D Conv. % Def.	37.50 (36)	66.67 (95)
Fewest Penalties	13.00 (133)	6.75 (76)
Fewest Penalty Yds.	116.33 (133)	54.50 (66)
Red Zone Offense	60.00 (129)	93.75 (30)
Red Zone Defense	88.89 (83)	91.67 (93)
Time of Possession	24:53 (126)	27:56 (106)

**SDSU IN THE RANKINGS (2024)**

Category	Pct./No.	NCAA	MW
Rushing Offense	145.33	85	8
Passing Offense	162.33	115	8
Total Offense	307.67	117	10
Scoring Offense	18.33	117	10
Passing Efficiency	107.83	123	9
Rushing Defense	191.67	109	10
Passing Defense	166.00	32	1
Total Defense	357.67	77	6
Scoring Defense	22.00	63	5
Passing Efficiency Defense	132.14	82	6
Net Punting	38.06	81	7
Kickoff Returns	14.00	120	10
Punt Returns	1.00	123	11
Kickoff Return Yardage Def.	13.83	16	2
Punt Return Yardage Def.	8.20	80	7
Interceptions Thrown	2	34	3
Fumbles Lost	1	21	2
Passes Intercepted	2	78	6
Fumbles Recovered	2	44	7
Turnovers Lost	3	26	3
Turnovers Gained	4	73	7
Turnover Margin	+0.33	56	5
Sacks	3.67	6	2
Tackles for Loss	5.67	73	6
Sacks Allowed	2.00	80	9
Tackles for Loss Allowed	5.67	88	10
First Downs	46	127	11
Opponent First Downs	61	41	4
3rd Down Conversion Pct.	30.23	119	11
4th Down Conversion Pct.	44.44	95	9
3rd Down Defense	43.48	110	8
4th Down Defense	37.50	36	3
Fewest Penalties	13.00	133	12
Fewest Yards Penalized	116.33	133	12
Red Zone Offense	60.00	129	12
Red Zone Defense	88.89	83	7
Time of Possession	24:53	126	12
Field Goal Percentage	66.67	88	7
PAT Percentage	83.33	130	12
Winning Percentage	33.33	100	8

Red indicates top 25 in FBS or Mountain West leader

**MOST STARTS / CONSECUTIVE STARTS**

Most Starts	Starts
Tyler Pastula, P	48
Marquez Cooper, RB	45
Ryan Wintermeyer, LS	42
Nate Bennett, WR	34
Nate Williams, OL	30

Consecutive Starts	Streak
Tyler Pastula, P	48
Ryan Wintermeyer, LS	42
Marquez Cooper, RB	35
Nate Williams, OL	27
Bryce Phillips, CB	25

touchdown.

- Since the start of the 2020 season, San Diego State has 17 non-offensive touchdowns, tied with Baylor, Middle Tennessee and Mississippi State for the eighth most in the country over that span, trailing only Pittsburgh (20), Notre Dame (19), Alabama (18), Houston (18), Iowa (18), Kentucky (18) and Ohio State (18).
- The Aztecs have 13 non-offensive touchdowns since the start of the 2021 season. Only nine schools have more non-offensive touchdowns over that span, including Pittsburgh (18), Notre Dame (16), Iowa (15), Kentucky (15), Middle Tennessee (15), Ohio State (15), Arkansas State (14), Houston (14) and SMU (14). Over that span, SDSU has four blocked punt returns for touchdowns, four interception returns for touchdowns, two kickoff returns for a touchdown, two fumble recoveries for a touchdown and one punt return for a touchdown.
- SDSU has won 37 of its last 39 games leading after three quarters (30-game winning streak was snapped at Fresno State on Oct. 29, 2022).

**BULLET NOTES - OFFENSE**

- Sean Lewis is in his first season at San Diego State. One of the most innovative minds in college football over the past decade, Lewis was named the 19th head coach in the history of the San Diego State football program on Nov. 29, 2023. Lewis, 38, brings an extensive résumé to The Mesa, serving as head coach at Kent State from 2018-22 before spending the 2023 campaign as offensive coordinator/quarterbacks coach at Colorado under head coach Deion Sanders. He has also witnessed great success as a coordinator/assistant coach in stops at Syracuse (2016-17), Bowling Green (2014-15) and Eastern Illinois (2012-13). Colorado ranked sixth in the country in passing offense (330.0) last season when Lewis was calling plays and 39th in scoring (32.1). In 2021, Kent State set program records in plays (1,052), yards (6,907), first downs (364), rushing yards (3,482) and passing yards (3,425). In 2020, Kent State ranked first in scoring (49.8) and total offense (606.5), second in pass efficiency rating (191.2) and third down conversion percentage (56.1), third in rushing (283.0) and fourth down conversion percentage (87.5), and 10th in passing (323.5).
- Three other assistant coaches on the Aztec offensive staff have previous offensive coordinator experience, including pass game coordinator Laneer Sampson (2023 co-offensive coordinator/2022 pass game coordinator at Austin Peay), run game coordinator Mike Schmidt (2023 run game coordinator at Mississippi State, 2022 run game coordinator at Syracuse) and quarterbacks coach Matt Johnson (2023 offensive coordinator at Kent State). Additionally, senior offensive analyst Ryan Lindley was SDSU's offensive coordinator last season.
- San Diego State returns four starters on offense this season, including left guard Myles Murao, right guard Ross Ulugalu-Maseuli, running back Kenan Christon and wide receiver Mekhi Shaw.

**OFFENSIVE NUMBERS**

- **San Diego State is 66-16 since 2015 when scoring just 20 or more points (1-0 this year).**
- The Aztecs are 51-5 the last 56 times they have scored at least 30 points (1-0 this season). SDSU won 13 straight games when scoring at least 30 points before falling, 34-31, to Boise State on Sept. 22, 2023 (3-1 in 2023).
- SDSU has won 21 straight games when scoring 40 points (1-0 this year).
- SDSU is 29-6 since 2011 when having at least 36 minutes of time of possession.
- **San Diego State has won 11 straight games when not committing a turnover (1-0 this season).**
- Since the beginning of 2014, SDSU is 70-20 when committing one turnover or less (13 straight win streak was snapped at Boise State on Sept. 30, 2022) and 14-26 when having two or more turnovers in the game.
- San Diego State has one turnover or less in 45 of its last 63 games and in 63 of its last 90 games.
- SDSU is 58-16 in its last 74 games when owning an edge in time of possession (0-0 this season).
- San Diego State had its 17-game winning streak at No. 16/17 Oregon State on Sept. 16, 2023 snapped when winning the turnover battle. The Aztecs have won 20 of their last 22 games when committing fewer turnovers than their opponent.
- San Diego State (57) had more than twice as many points off turnover as its opponents (24) in 2023 with two fewer turnovers (17 for SDSU, 19 for SDSU opponents).
- This season, the Aztecs have 14 points off four turnovers, while their opponents have scored seven points of three turnovers.
- **San Diego State scored 45 points in a 45-14 win over Texas A&M-Commerce on Aug. 31. The 45 points were its most in a game since scoring 48 vs. Towson on Sept. 25, 2021.**
- **The 45 points were SDSU's most in a game played in San Diego since scoring 55 vs. Hawai'i on Nov. 5, 2016 (also a Snapdragon Stadium record).**
- **SDSU's 45 points were its most in a season opener since scoring 49 vs. Cal Poly on Sept. 3, 2011.**
- San Diego State's 42 points in the second half was its most in any half in a season opener in its Division I history.
- The 21 points in the fourth quarter were the Aztecs' most in a season opener in their DI history (since 1969).
- SDSU's 21 points in the fourth quarter are tied for its second most in a fourth quarter since at least 2000.
- San Diego State 21 points in the third quarter and fourth quarter were each the most in Snapdragon Stadium history.
- The Aztecs were shut out by Oregon State, 21-0, on Aug. 31. It marked just the third time in the last 219 games that SDSU has been shut out (streak started on Nov. 25, 2006).
- SDSU was shut out by a Pac-12 school for the first time since Sept. 18, 1982 at California (L, 28-0).
- The Aztecs started six different offensive line combinations in 12 games last season. This season, SDSU has started two different offensive line combinations in three games.

**RUSHING OFFENSE**

- San Diego State is 57-2 the last 59 times it has rushed for at least 200 yards (1-0 in 2024) and is 54-1 in its last 55 regular-season games when rushing for 200-plus yards.
- The Aztecs have won 16 straight games when rushing for at least 200 yards.
- San Diego State has a 100-yard rusher in 52 of the last 117 games since 2015 (64, 100-yard rushers total).
- San Diego State had two 100-yard rushers at New Mexico State (Jordan Byrd - 118 and Chance Bell - 116) on Sept. 14, 2019 for the 30th time in program history. The Aztecs are 29-1 in those occasions, including a 19-game win streak.
- SDSU is 33-1 in its Division I era (since 1969) when rushing for at least 300 yards in a game (0-0 this season).
- SDSU's rushing average this season by down - 1st: 5.1, 2nd: 3.5; 3rd: 6.5 and 4th: -(0.4).
- San Diego State's rushing average this season by quarter - 1st: 2.9; 2nd: 3.5; 3rd: 8.6 and 4th: 4.3 - and by half - 1st: 3.1 and 2nd: 5.8.
- RB **Marquez Cooper** is the active leader in FBS play in both rushing yards (4,219) and all-purpose yards (4,859), and is third in rushing yards per game (93.8), fourth in rushing touchdowns (35) and tied for fifth in total touchdowns (35).
- Cooper's 4,219 rushing yards would rank third in SDSU program history, just ahead of Rashaad Penny (3,656 from 2014-17) and only behind **Donnel Pumphrey (6,405 from 2013-16) and Marshall Faulk (4,589 from 1991-93)**.
- According to Sports-reference.com, Cooper ranks 100th all-time in FBS history with 4,219 yards.
- Cooper's 35 rushing touchdowns, meanwhile, would rank sixth all-time at SDSU.
- Cooper has three career 1,000-yard seasons, including 1,080 and 1,331 while at Kent State in 2021 and 2022, respectively, and 1,043 last year at Ball State.
- Cooper's rushing yards per game ranks in FBS over the last three seasons: 42nd in 2021 (86.1), 17th in 2022 (110.5) and 36th in 2022 (86.9). This season, Cooper is ranked eighth with 121.0 yards per game.
- Cooper has 18 career 100-yard rushing games, including 13 at Kent State (five in 2022, seven in 2021 and one in 2020), four at Ball State last year and one this season at San Diego State.
- The 18 career 100-yard rushing games would rank third all-time at San Diego State, only trailing Pumphrey's 33 from 2013-16 and Faulk's 23 from 1991-93.
- Cooper's 35 overall touchdowns would rank seventh all-time at SDSU.
- Cooper has 11 career multi-touchdown games, including one this season.
- This season, Cooper ranks fifth in FBS in rushing attempts per game (20.67, 1st in MW), eighth in rushing yards per game (121.00, 2nd in MW), 20th in all-purpose yards per game (131.00, 3rd in MW), tied for 22nd in all-purpose plays (68, T-2nd in MW) and 25th in rushing attempts (62, 4th in MW). Cooper is also fourth in the Mountain West in rushing yards (363, 29th in FBS), fifth in rushing yards per carry (5.85, 47th in FBS), seventh in total all-purpose yards (393, T-54th in FBS) and tied for 10th in rushing touchdowns (2).
- Cooper rushed for 223 yards in the opener vs. Texas A&M-Commerce on Aug. 31, the first 200-yard game by an Aztec since Rashaad Penny had 221 vs. Army West Point in the 2017 Armed Forces Bowl on Dec. 23.
- The 223 rushing yards were the most by an Aztec since Penny had a career-high 234 at San Jose State on Nov. 4, 2017.
- The 223 rushing yards were also the third most in a FBS game this season.
- Cooper's 223 yards were a Snapdragon Stadium record.
- Cooper became the 84th different Aztec with a 100-yard rushing game.
- It was the 17th time in SDSU's Division I history that an Aztec broke 100 rushing yards in a season opener and only trailed David Turner's 239 yards in the 1976 opener vs. Arkansas State.
- RB **Jaylon Armstead** broke 100 yards rushing with 134 yards and a touchdown on 21 carries (6.4 avg.) at San Jose State on Nov. 18, 2023. He became the 83rd Aztec in program history with a 100-yard rushing game (the No. is now 84).
- Armstead tied for eighth in the Mountain West last year in rushing touchdowns (8, T-75th in FBS).
- Armstead ranked fifth in the Mountain West in rushing yards per attempt (6.02, T-48th in MW) in 2022.
- Armstead ran for 96 yards against Idaho State on Sept. 10, 2022 on just five carries. The 19.2 average was the second-highest by an Aztec since at least 1996 (min. 5 att.), trailing only Rashaad Penny's 20.8 average at Nevada on Nov. 12, 2006.
- Armstead's 19.2 average against Idaho State in the 2022 meeting was also the eighth-highest average in a FBS game in 2022 (min. 5 att.).
- RB **Kenan Christon** ran for 102 yards and a touchdown on just 10 carries (10.2 avg.) at New Mexico on Nov. 18, 2022. It was his second career 100-yard rushing game and first since rushing for 103 in his first college game at USC against Arizona on Oct. 19, 2019. He became the 81st Aztec with a 100-yard rushing game (now that number is 84). He also became the first Aztec since Rashaad Penny against Army West Point on Dec. 23, 2017 and just the third Aztec overall since 2000 (has now happened eight times overall) to average at least 10 yards per carry on at least 10 attempts.

**PASSING OFFENSE**

- Since the start of the 2015 season, San Diego State has thrown 62 interceptions, the fifth fewest in the nation over that span behind option teams Navy's 48 (min. 80 GP), Air Force's 55 and Army West Point (60), along with Alabama (61). In contrast, Hawai'i has thrown 127 interceptions over that span, which is the most since 2015.
- SDSU has won five of its last six games when throwing for at least 300 yards.

**SDSU INDIVIDUAL RANKINGS (2024)**

(Current players only; Top 75 NCAA; Top 10 MW)

Player	Category	Pct./No.	NCAA Rk.	MW Rk.
Tupu Alualu	Sacks PG	0.50	--	T-7
Louis Brown IV	Yds. per Rec.	20.00	T-35	4
Krishna Clay	Fumble Rec.	1	T-6	T-1
JD Coffey III	Total INT TD	1	T-2	T-1
	Total INT Yds.	45	T-37	4
	INT PG	0.33	T-54	T-4
	Total INT	1	T-54	T-4
Marquez Cooper	Rush Att. PG	20.67	5	1
	Rushing YPG	121.00	8	2
	AP YPG	131.00	20	3
	Total AP Plays	68	T-22	T-2
	Total Rush Att.	62	25	4
	Rushing Yds.	363	29	4
	Rush YPC	5.85	47	5
	Total AP Yds.	393	T-54	7
	Rushing TD	2	--	T-10
Chris Johnson	Total FF	2	T-2	T-2
	FF PG	0.67	T-2	T-2
Tano Letuli	Fumble Rec.	1	T-6	T-1
	INT PG	0.33	T-54	T-4
	Total INT	1	T-54	T-4
Marlem Louis	Sacks PG	0.50	--	T-7
Jordan Napier	Receiving TD	2	T-70	T-6
Danny O'Neil	Passing TD	2	--	T-10
Tyler Pastula	Punt Avg.	45.25	20	3
	Punts I20	5	T-38	T-5
	Total Punt Yds.	724	T-41	T-6
	Total Punts	16	T-46	7
	Net Punt Avg.	40.19	54	5
Ja'Shaun Poke	Total KR	4	T-62	T-6
	KR Avg.	14.25	67	7
	Total KR Yds.	57	--	8
	KR + PR Yds.	57	--	10
Mekhi Shaw	Total PR	3	--	T-8
Trey White	Total TFL Yds.	41	5	2
	Sacks PG	1.00	T-12	T-1
	Total Sacks	3.00	T-21	T-1
	FF PG	0.33	T-28	T-7
	Total FF	1	T-29	T-8
	TFL PG	1.33	T-41	4
	Total TFL	4.0	T-72	T-8
	Total Sack Yds.	14	--	8

Red indicates top 25 in FBS or Mountain West leader



Texas A&M - Commerce  
W, 45-14



Oregon State  
L, 0-21



at California  
L, 10-31



at Central Michigan  
Sept. 28  
3:30 p.m. ET



Hawaii\*  
Oct. 5  
5 p.m. PT



at Wyoming\*  
Oct. 12  
1:30 p.m. MT



Washington State\*  
Oct. 26  
7:30 p.m. PT



at Boise State\*  
Nov. 1  
6 p.m. MT



New Mexico\*  
Nov. 8  
7:30 p.m. PT



at UNLV\*  
Nov. 16  
7:30 p.m. PT



at Utah St.\*  
Nov. 23  
1:30 p.m. MT



Air Force\*  
Nov. 30  
TBA

SAN DIEGO STATE-CENTRAL MICHIGAN SERIES

Series: San Diego State leads, 1-0

Home: 0-0; Away: 0-0; Neutral: 1-0

Snapdragon Stadium: 0-0

Longest SDSU Win Streak: 1 (2019-current)

Longest CMU Win Streak: n/a

Date	Location (Opp. NR)	Result	SDSU	CMU
<b>Mountain West Era</b>				
D.21.19	N - Dreamstyle [New Mexico Bowl]	W	48	11
S.28.24	A - Kelly/Shorts			
S.21.30	H - Snapdragon			

SAN DIEGO STATE VS. CURRENT MAC

Team	W	L	T	Last Meeting
Akron	1	0	0	W, 41-0 (h, 1965)
Ball State	no meetings			
Bowling Green	2	0	1	W, 27-15 (a, 1976)
Buffalo	1	0	0	W, 49-24 (n, 2013)
Central Michigan	1	0	0	W, 48-11 (n, 2019)
Eastern Michigan	1	0	0	W-ot, 23-20 (h, 2018)
Kent State	2	0	0	W, 17-9 (h, 1973)
Miami (Ohio)	no meetings			
Northern Illinois	6	0	0	W, 34-28 (h, 2017)
Ohio	1	1	0	W, 20-13 (h, 2023)
Toledo	1	0	0	W, 17-14 (h, 2022)
Western Michigan	no meetings			
<b>Totals</b>	<b>16</b>	<b>1</b>	<b>1</b>	

RECENT/FUTURE MEETINGS W/ THE MAC

Below is a look at San Diego State Division I games against teams that were a member of the MAC at the time of the game.

Date	Opponent	Location - Stadium	Result
S.30.72	at Kent State	A - Memorial	W 14-0
O.21.72	Bowling Green	H - San Diego	W 35-19
S.30.73	Kent State	H - San Diego	W 17-9
N.23.74	Bowling Green	H - San Diego	T 21-21
S.25.76	at Bowling Green	A - Perry	W 27-15
D.21.13	vs. Buffalo (FIPB)	N - Bronco	W 49-24
S.17.16	at Northern Illinois	A - Huskie	W 42-28
S.30.17	Northern Illinois	H - SDCCU	W 34-28
S.22.18	Eastern Michigan	H - SDCCU	W-ot 23-20
D.15.18	vs. Ohio (DXLFB)	N - Toyota	L 0-27
D.21.19	vs. Central Michigan (NMB)N	N - Dreamstyle	W 48-11
S.24.22	Toledo	H - Snapdragon	W 17-14
A.26.23	Ohio	H - Snapdragon	W 20-13
S.28.24	at Central Michigan	A - Kelly/Shorts	
S.27.25	at Northern Illinois	A - Huskie	
S.26.26	at Toledo	A - Glass Bowl	
S.3.27	at Eastern Michigan	A - Rynearson	
S.21.30	Central Michigan	H - Snapdragon	
S.20.31	Northern Illinois	H - Snapdragon	

WFIPB - Famous Idaho Potato Bowl (Boise, Idaho). DXLFB - DXL Frisco Bowl (Frisco, Texas). NMB - New Mexico Bowl (Albuquerque, N.M.). Note SDCCU Stadium was formerly known as Qualcomm, Jack Murphy and San Diego Stadium.

SERIES NOTES

- Saturday will mark the second meeting on the gridiron between San Diego State and Central Michigan.
- The Aztecs beat the Chippewas, 48-11, in the 2019 New Mexico Bowl. Ryan Agnew passed for 287 yards and three touchdowns, and Jordan Byrd ran for a career-high 139 yards and a score in the game. Jesse Matthews, who shared co-offensive MVP honors with Byrd for the bowl game, caught three passes for 111 yards and his first two touchdowns for SDSU, which finished 10-3 with double-digit victories for the fourth time in the last five seasons.
- The two schools are a hefty 2,318-mile drive from one campus to the other. If you did drive from one school to the other and took the shortest route, you would spend quite a bit of time on I-40 and it would take roughly 33 hours of drive time without stops.
- San Diego State is playing a game in the Eastern Time Zone for the first time since playing at Penn State on Sept. 26, 2015.
- The Aztecs are 16-1-1 against current members of the Mid-American Conference, including a 20-13 win over Ohio last August.
- SDSU is 11-1-1 against teams that were members of the MAC at the time of the game. Only eight times since 1976 have the Aztecs encountered a school from the MAC.
- San Diego State faced a member of the MAC for four straight seasons from 2016-19, going 4-1 in that stretch. The Aztecs defeated Northern Illinois twice (at NIU in 2016, at SDSU in 2017), and Eastern Michigan at home in 2018 and Central Michigan in the 2019 New Mexico Bowl. SDSU's lone blemish came to Ohio in the 2018 DXL Frisco Bowl.
- San Diego State is currently in a streak of playing a school from the MAC in six straight seasons. The streak started with a 17-14 Aztec win vs. Toledo on Sept. 4, 2022 and continued with a 20-13 win over Ohio on Aug. 26, 2023. The streak continues Saturday in the first of four straight seasons of SDSU playing a road game at a MAC school, including Saturday at Central Michigan, Sept. 27, 2025 at Northern Illinois, Sept. 26, 2026 at Toledo and Sept. 3, 2027 at Eastern Michigan.
- San Diego State is playing at a true road game at MAC school for the first time since beating Northern Illinois, 42-28, on Sept. 17, 2016. In between that game and Saturday's game at CMU, the Aztecs have played six games against MAC schools, including four home games and two bowl games on neutral sites.
- SDSU has two more home games on future schedules against MAC schools, including Sept. 21, 2030 against Central Michigan (the back half of the home-and-home agreement with CMU) and Sept. 20, 2031 vs. Northern Illinois.
- San Diego State is 2-1 all-time against the MAC in bowl games. The Aztecs defeated Buffalo, 49-24, in the Famous Idaho Potato Bowl in 2013, lost to Ohio, 27-0, in the 2018 DXL Frisco Bowl and beat Central Michigan, 48-11, in the 2019 New Mexico Bowl.
- This will mark the eighth time in the last 38 non-conference games (includes bowl games) that San Diego State has faced a current MAC school.

SAN DIEGO STATE vs. CENTRAL MICHIGAN SERIES

Date	Site	Result	Rk - Rk	SD CMU		Total		Passing		Rushing		Te.	Att.		
				FD	- FD	Yds -	Yds	TOs -	TOs	Yds -	Yds				
D.21.19	N - Dreamstyle (NMB)W	48 - 11	- -	24	- 8	510	- 277	1	- 5	287	- 165	223	- 112	42	18,823

San Diego State number is listed first. Note: San Diego Stadium, Jack Murphy Stadium and Qualcomm Stadium are all the same stadium.

SAN DIEGO STATE-CENTRAL MICHIGAN CONNECTIONS

- San Diego State safeties coach C.J. McGorisk was a defensive student assistant at Michigan in 2016 when Central Michigan assistant head coach/defensive backs coach Michael Zordich served as the defensive backs coach for the Wolverines.
- SDSU linebacker Kyle Moretti played at Central Michigan from 2021-23, where he was a two-time third-team all-Mid-American Conference selection (2022 and 2023). In 34 career games played, he totaled 207 tackles, 16.5 tackles for loss, 6.0 sacks, seven pass breakups, one fumble forced and one fumble recovery. Moretti ranked second on the team in tackles in 2023 (65), despite missing three games with an injury. Moretti started all 12 games in 2022 and led the team with 94 tackles. As a true freshman in 2021, Moretti played all 13 games including a start in the Sun Bowl
- Aztecs safety Tayvion Beasley and Chippewas wide receiver Jordyn Williams both spent time at Jackson State in Jackson, Mississippi.
- San Diego State edge rusher Ezekiel Larry and Central Michigan linebacker Xavier White prepped at Sierra Canyon High in Los Angeles, California.



**SDSU VS. THE MAC**

<b>Rushing</b>	<b>Att.</b>	<b>Yds.</b>	<b>Avg.</b>	<b>TD</b>	<b>Defense</b>	<b>S-A-T</b>	<b>Other</b>		
Marquez Cooper	47	245	5.2	3	Cody Moon	7-5-12	1 PBU, 2 QBH		
Jaylon Armstead	11	108	9.8	0	Chris Johnson	3-1-4			
Kenan Christon	16	72	4.5	0	Eric Butler	2-2-4			
Ja'Shaun Poke	3	33	11.0	0	Darrion Dalton	1-2-3			
Cam Davis	1	0	0.0	0	Josh Hunter	2-0-2			
					Ryan Wintermeyer	2-0-2			
<b>Passing</b>	<b>C-A-I</b>	<b>Yds.</b>	<b>TD</b>	<b>Eff.</b>	Keion Mitchell	1-1-2			
n/a					Tupu Alualu	0-2-2	0.5 SCK, 0.5 TFL, 1 QBH		
					JD Coffey III	1-0-1			
<b>Receiving</b>	<b>No.</b>	<b>Yds.</b>	<b>Avg.</b>	<b>TD</b>	Arnold Escano	1-0-1			
Ja'Shaun Poke	5	33	6.6	0	Trey White	0-0-0	1 INT		
Kenan Christon	5	16	3.2	0					
Mekhi Shaw	4	47	11.8	0	<b>Punting</b>	<b>No.</b>	<b>Yds.</b>	<b>Avg.</b>	<b>Long</b>
Cam Davis	3	14	4.7	0	n/a				
Marquez Cooper	2	21	10.5	0	<b>Kicking</b>	<b>FG-FGA</b>	<b>Long</b>	<b>PAT-PATA</b>	
<b>Kickoff Returns</b>	<b>No.</b>	<b>Yds.</b>	<b>Avg.</b>	<b>TD</b>	n/a				
n/a									
<b>Punt Returns</b>	<b>No.</b>	<b>Yds.</b>	<b>Avg.</b>	<b>TD</b>					
n/a									

**100-YARD RUSHING PERFORMANCES VS. CMU**

Rk.	Name	H/A	Date	Score	Yards
1.	Jordan Byrd	N	12-21-19	W, 48-11	139

1 100-YARD RUSHING GAME (SDSU is 1-0 in those games)

**300-YARD PASSING PERFORMANCES VS. CMU**

Rk.	Name	H/A	Date	Score	Yards
	n/a				

0 300-YARD PASSING GAMES (SDSU is 0-0 in those games)

**100-YARD RECEIVING PERFORMANCES VS. CMU**

Rk.	Name	H/A	Date	Score	Yards
1.	Jesse Matthews	N	12-21-19	W, 48-11	111

1 100-YARD RECEIVING GAME (SDSU is 1-0 in those games)

# LAST GAME VS. CENTRAL MICHIGAN

 **Central Michigan** **11**  
8-6 / 6-2 MAC

 **San Diego State** **48**  
10-3 / 5-3 MW

Dec. 21, 2019 | Dreamstyle Stadium | Albuquerque, N.M. | ESPN



## ▶▶ TEAM STATISTICS

	CMU	SDSU
<b>FIRST DOWNS</b>	8	24
Rushing	2	9
Passing	4	12
Penalty	2	3
<b>NET YARDS RUSHING</b>	112	223
Rushing Attempts	27	45
Average Per Rush	4.1	5.0
Rushing Touchdowns	1	2
Yards Gained Rushing	138	261
Yards Lost Rushing	26	38
<b>NET YARDS PASSING</b>	165	287
Completions-Attempts-Int	12-30-3	18-31-1
Average Per Attempt	5.5	9.3
Average Per Completion	13.8	15.9
Passing Touchdowns	0	3
<b>TOTAL OFFENSE YARDS</b>	277	510
Total Offense Plays	57	76
Average Gain Per Play	4.9	6.7
Fumbles: Number-Lost	3-2	0-0
Penalties: Number-Yards	10-86	6-65
<b>PUNTS-YARDS</b>	8-320	7-304
Average Yards Per Punt	40.0	43.4
Net Yards Per Punt	40.0	35.6
<b>KICKOFFS-YARDS</b>	3-190	9-585
Average Yards Per Kickoff	63.3	65.0
Net Yards Per Kickoff	37.3	40.0
Touchbacks	1	9
Punt Ret.: Number-Yds-TD	2-5-0	1-0-0
Kickoff Ret.: Number-Yds-TD	0-0-0	2-53-0
Interceptions: Number-Yds-TD	1-0-0	3-0-0
Fumble Ret.: Number-Yds-TD	0-0-0	1-20-1
Possession Time	21:41	38:19
Third-Down Conversions	4 of 16	6 of 16
Fourth-Down Conversions	0 of 1	0 of 0
Red-Zone Scores-Chances	1-2	3-4
Touchdowns	0-2	2-4
Field Goals	1-2	1-4
Sacks By: Number-Yards	1-4	3-20
PAT Kicks	0-0	6-6
Field Goals	1-1	2-2
Points Off Turnovers	0	21

## ▶▶ GAME NOTES

**Another 10-Win Season**  
▶ The Aztecs finished with a 10-3 record, their 11th double-digit win season in program history, including their eighth in their Division I history (since 1969).  
▶ SDSU now has four seasons with at least 10 wins and a bowl victory (1969, 2015, 2016 and 2019).  
▶ San Diego State became the 10th team in FBS play to win at least 10 games in four of the past five seasons.  
▶ SDSU has won its last eight games played inside the state of New Mexico (4-0 vs. New Mexico, 3-0 at New Mexico State, 1-0 vs. Central Michigan).  
▶ SDSU has gone 30 straight quarters without allowing more than one score, which is the longest active streak in FBS (Boise State is second at 18 straight quarters). The last time San Diego State allowed multiple scores in a quarter was the second quarter vs. Wyoming on Oct. 12. The Aztecs have allowed just 94 points over the last 30 quarters (3.1 points per quarter).  
**SDSU forced five turnovers in a game, its most since forcing six vs. San Diego on Sept. 5, 2015**  
▶ The Aztecs had their most total yards (510) and points (48) since Nov. 4, 2017 at San Jose State (648 and 52, respectively).

**ALBUQUERQUE, N.M.** -- Ryan Agnew passed for 287 yards and three touchdowns, and Jordan Byrd ran for a career-high 139 yards and a score to lead San Diego State to a 48-11 win over Central Michigan in the 2019 New Mexico Bowl.

**Jesse Matthews** who shared co-offensive MVP honors with Byrd for the bowl game, caught three passes for 111 yards and his first two touchdowns for the Aztecs, who finished with double-digit victories for the fourth time in the last five seasons.

**Kyahva Tezino** who was named the game's defensive MVP, picked off CMU quarterback Quinten Dormady on the opening drive to set the tone for the SDSU defense. It was one of three turnovers in the game by the Chippewas, which led to 21 of San Diego State's 48 points. Agnew found Matthews with a 22-yard strike in the corner of the end zone off the Tezino pick to put the Aztecs on the scoreboard.

Central Michigan answered with a 33-yard field goal, the only other points of the first quarter.

A pair of field goals by freshman Matt Araiza early in the second quarter put SDSU up by 10. Following a Tariq Thompson pick off Dormady, Agnew found a wide open Matthews for a 74-yard touchdown to put San Diego State up, 20-3, at the half.

Byrd, playing in front of his hometown of Albuquerque, punched it in from 2 yards and TJ Sullivan made a one-handed 29-yard catch in the end zone to give the Aztecs a commanding 34-4 led midway through the third quarter.

CMU stopped the bleeding with a 66-yard run up the middle by Kobe Lewis and converted the 2-pt. conversion, but SDSU answered late in the third on a 2-yard run by Chase Jasmin.

San Diego State finished its scoring with 5:16 left in the game when Darren Hall returned a fumble 20 yards

## ▶▶ SCORING SUMMARY

Qtr	Time	Team	Scoring Play	Plays	TOP	Score
1st	12:34	SDSU	Matthews 22-yd pass f/Agnew (Araiza kick)	4-32	1:43	0-7
1st	10:40	CMU	Tice 33-yd field goal	5-60	1:54	3-7
2nd	11:46	SDSU	Araiza 48-yd field goal	10-58	3:46	3-10
2nd	6:22	SDSU	Araiza 31-yd field goal	11-56	4:29	3-13
2nd	5:26	SDSU	Matthews 74-yd pass f/Agnew (Araiza kick)	1-74	0:13	3-20
3rd	9:51	SDSU	Byrd 2-yd run (Araiza kick)	4-58	2:13	3-27
3rd	6:24	SDSU	Sullivan 29-yd pass f/Agnew (Araiza kick)	5-39	2:34	3-34
3rd	5:13	CMU	Lewis 66-yd run (Pimpton pass f/Dormady)	3-75	1:11	11-34
3rd	1:42	SDSU	Jasmin 2-yd run (Araiza kick)	2-58	0:45	11-41
4th	5:16	SDSU	Hall 20-yd fumble recovery (Araiza kick)	0-0	0:00	11-48

## ▶▶ INDIVIDUAL STATISTICS

### CENTRAL MICHIGAN

Rushing	Att	Yds	TD	Long	Avg
Lewis	5	97	1	66	19.4
Ward	9	26	0	6	2.9
Lazzaro	3	5	0	3	1.7
Richardson	1	3	0	3	3.0
Team	1	-4	0	0	-4.0
Dormady	8	-15	0	5	-1.9
<b>Totals</b>	<b>27</b>	<b>112</b>	<b>1</b>	<b>66</b>	<b>4.1</b>

### Passing

C-A-I	Yds	TD	Long	Sack
Dormady 11-26-3	164	0	61	3
Richardson 1-3-0	1	0	1	0
Lazzaro 0-1-0	0	0	0	0
<b>Totals</b>	<b>12-30-3</b>	<b>165</b>	<b>0</b>	<b>61</b>

### Receiving

No.	Yds	TD	Long
Pimpton 3	71	0	61
Scott 3	41	0	30
Sullivan 3	32	0	21
Raimann 1	9	0	9
Ward 1	7	0	7
Patritto 1	5	0	5
<b>Totals</b>	<b>12</b>	<b>165</b>	<b>0</b>

### SAN DIEGO STATE

Rushing	Att	Yds	TD	Long	Avg
Byrd	17	139	1	56	8.2
Jasmin	10	51	1	23	5.1
Williams	8	34	0	19	4.2
Bell	1	11	0	11	11.0
Dedeaux	1	6	0	6	6.0
Thomaz, Zi.	3	-2	0	1	-0.7
Agnew	1	-4	0	0	-4.0
Team	3	-6	0	0	-2.0
Bellinger	1	-6	0	0	-6.0
<b>Totals</b>	<b>45</b>	<b>223</b>	<b>2</b>	<b>56</b>	<b>5.0</b>

### Passing

C-A-I	Yds	TD	Long	Sack
Agnew 18-31-1	287	3	74	1
<b>Totals</b>	<b>18-31-1</b>	<b>287</b>	<b>3</b>	<b>74</b>

### Receiving

No.	Yds	TD	Long
Matthews 3	111	2	74
Busbee 2	39	0	23
Sullivan 2	38	0	29
Kothe 2	20	0	13
Byrd 2	13	0	9
Dedeaux 1	19	0	19
Smith 1	18	0	18
Bellinger 1	11	0	11
Houston 1	11	0	11
Williams 1	7	0	7
Jasmin 1	2	0	2
Bell 1	-2	0	0
<b>Totals</b>	<b>18</b>	<b>287</b>	<b>3</b>

- **Danny O'Neil** became the first true freshman quarterback in SDSU's Division I era (since 1969) to earn a start in a season-opener when he started against Texas A&M-Commerce on Aug. 31.
- **O'Neil** was the third true freshman quarterback in San Diego State's DI era to earn a start and is the second to pick up a win in his first start (also Spencer Brinton on Oct. 25, 1997 - SDSU 10, Hawai'i 3).
- The Aztecs scored 45 points in his first career start. In SDSU's two previous games that it started a true freshman quarterback for the first time, San Diego State combined for 23 points (10 vs. Hawai'i on Oct. 25, 1997 and 13 at Fresno State on Oct. 3, 2014).
- **O'Neil** was one of only two true freshmen in the country to start in the opening weekend (also Nebraska's Dylan Raiola). There were four true freshmen to start a game leading into last weekend.
- In the second half of the Texas A&M-Commerce game, **O'Neil** was 11-for-12 for 130 yards and two touchdowns for a 237.67 pass efficiency rating.
- **O'Neil** ranks in a tie for 10th in the Mountain West in passing touchdowns, despite missing the California game with an injury.
- **QB Javance Tupou'ata-Johnson** earned the start at California on Sept. 14. It marked the first time in SDSU's Division I history (since 1969) that the Aztecs started a pair of freshmen quarterbacks in the same season.
- WR **Jordan Napier** ranks in a tie for sixth in the Mountain West in receiving touchdowns (2, T-70th in FBS).
- WR **Louis Brown IV** is ranked fourth in the Mountain West in yards per reception (20.00, T-35th in FBS).
- WR **Mekhi Shaw** became the 90th different Aztec in program history with a 100-yard receiving game with then career highs of six catches, 120 yards and two touchdowns at New Mexico on Nov. 18, 2022.
- **Shaw** had another 100-yard game at Hawai'i on Oct. 14, 2023 at Hawai'i with career highs of seven catches and 126 receiving yards, while adding a touchdown. Also had a career-long 69-yard catch.
- RB **Kenan Christon** caught eight passes for 76 yards and a touchdown against Utah State on Nov. 4, 2023. The eight catches were the most by an Aztec running back since Brandon Sullivan had nine against Cal Poly on Aug. 30, 2008. The eight receptions were also tied for the fourth most in a game last season among running backs.

**BULLET NOTES - DEFENSE**

- **Eric Schmidt** is in his first season as SDSU's defensive coordinator. Schmidt previously spent two seasons at Washington as its special teams coordinator and coach of the EDGE position on defense. In 2023, Schmidt helped take the Huskies into the College Football Playoff semifinal as the No. 2 seed following a perfect 12-0 regular season and a PAC-12 Championship victory over Oregon. Statistically, the Huskies led the Pac-12 in interceptions (5) and punt return defense (1.83), ranked third in team passing efficiency defense (122.64), and fifth in turnovers gained (18).
- Defensive edges coach **Rob Aurich** (2022-23 defensive coordinator at Idaho, 2018-21 special teams coordinator at South Dakota, 2015-17 defensive coordinator at Bemidji State) also has previous coordinator experience.
- San Diego State returns two starters on defense in defensive tackle **Tupu Alualu** and weakside linebacker **Cody Moon**.

**DEFENSIVE NUMBERS**

- Since 2014, SDSU ranks second in the country in interceptions (157), a tie for seventh in turnovers forced (228), eighth in total defense (322.3), and ninth in scoring defense (19.7).
- San Diego State has held its opponent to single digits 21 times time since 2015 (117 games) and to 10 or less points 33 times over that span.
- The Aztecs have allowed just 1,160 points over the last 230 quarters (5.04 points per quarter) (does not include overtime periods).
- SDSU has allowed just 1,234 points over the last 63 games (19.6 ppg).
- San Diego State held its opponent scoreless on its opening possession 18 times in 28 games since 2022, 30 times in 41 games since 2021 and 84 times since 2015 (117 games).
- The Aztecs have not allowed a first-quarter touchdown in 10 of the last 12 games.
- SDSU has gone 18 straight games without allowing more than seven points in the first quarter and has allowed seven or fewer points in 26 of the last 27 first quarters.
- San Diego State held an opponent without a first-half touchdown in three games last season (Aug. 26 vs. Ohio, Oct. 21 vs. Nevada and Nov. 4 vs. Utah State). SDSU has held seven of its last 25 opponents without a touchdown in the first half.
- This year, opponents have had 37 drives where they tried to score on SDSU (does not include kneeldowns) and the Aztecs have forced three-and-outs (or less) on 11 of those drives (29.7 pct.). San Diego State averages 3.67 three-and-outs per game.
- SDSU had two defensive touchdowns in the opener against Texas A&M-Commerce on Aug. 31 (**Tano Letuli** fumble recovery in the end zone and **JD Coffey III** 45-yard interception return) in the same game for the first time since Nov. 5, 2016 vs. Hawai'i.
- Ten of the 11 starters on defense in the opener against Texas A&M-Commerce were making their first career FBS start. The only player with a FBS start previously - EDGE **Trey White** - entered the game with one career start.
- CB **Chris Johnson** is tied for second in FBS in both forced fumbles (2) and forced fumbles per game (0.67).
- LB **Tano Letuli** and DL **Krishna Clay** are each tied for sixth in FBS in fumble recoveries (1, T-1st in
- S **Josh Hunter** had 15 tackles at Colorado State on Nov. 11, 2023, the most by an Aztec since Kyahva Tezino had 15 at Fresno State on Nov. 17, 2018 and matched the most since Tezino recorded 17 in the 2017 Armed Forces Bowl. Hunter entered the game with 17 tackles this season and 18 for his career.
- LB **Cody Moon** was named the Mountain West Defensive Player of the Week on Aug. 28, 2023 for his play in the Aug. 26 opener

**SDSU UNDER SEAN LEWIS**

Category	SDSU		Lewis Era	Streak
	2024	Streak		
Overall Record	1-2	L2	1-2	L2
Mountain West Record	0-0	W1	0-0	n/a
Home Record	1-1	L1	1-1	L1
Road Record	0-1	L3	0-1	L1
Neutral Record	0-0	L1	0-0	n/a
Overtime	0-0	L1	0-0	n/a
Gms Dec. by 3 Pts or Less	0-0	L2	0-0	n/a
Gms Dec. by 8 Pts or Less	0-0	L3	0-0	n/a

**SCORING**

Scoring - first to score	1-1	L1	1-1	L1
Leading - after 1 qtr	1-0	W1	1-0	W1
Leading - at halftime	0-0	W1	0-0	n/a
Leading - after 3 qtr	1-0	W4	1-0	W1
Scoring - 20 or more points	1-0	W2	1-0	W1
Scoring - 30 or more points	1-0	W3	1-0	W1
Scoring - 40 or more points	1-0	W21	1-0	W1

**OFFENSE**

Total Offense - 500+ yds	0-0	W5	0-0	n/a
Total Offense - 400+ yds	1-0	W2	1-0	W1
Passing - 300+ yds	0-0	L1	0-0	n/a
Rushing - 200+ yds	1-0	W15	1-0	W1
First Downs - 20+	1-0	W2	1-0	W1
3rd Down Conv. - 50 pct.+	0-0	L2	0-0	n/a
No Turnovers	1-0	W11	1-0	W1
Turnovers - 1 or fewer	1-1	L1	1-1	L1
Turnovers - 2 or fewer	1-2	L2	1-2	L2
Field Position - 30 or better	0-2	L2	0-2	L2
Field Position - 25 or better	1-1	L1	1-1	L1
Play Call - 50 pct.+ rushing	1-2	L2	1-2	L2

**DEFENSE**

Allowing 24 points or less	1-1	L1	1-1	L1
Allowing 17 points or less	1-0	W1	1-0	W1
Total Offense - <=300 yds.	1-0	W1	1-0	W1
Passing - <= 150 yds.	1-0	W1	1-0	W1
Rushing - <= 100 yds	1-0	W3	1-0	W1
First Downs - <= 15	0-0	L2	0-0	n/a
3rd Down Conv. - <= 33 pct.	1-0	W2	1-0	W1
Turnovers - forced 2 or more	1-0	W1	1-0	W1
Turnovers - forced 3 or more	1-0	W34	1-0	W1
Field Position - <=25	0-0	W1	0-0	n/a
Field Position - <=20	0-0	W3	0-0	n/a
Defense Scores Points	1-0	W5	1-0	W1

**COMPARISON**

SDSU more rushing yards	1-0	W2	1-0	W1
SDSU more return yards	1-1	L1	1-1	L1
SDSU fewer turnovers	1-0	W2	1-0	W1
SDSU same turnovers	0-0	W3	0-0	n/a
SDSU more turnovers	0-2	L12	0-2	L2
SDSU more Time of Poss.	0-0	W1	0-0	n/a
SDSU more 1st D. and ToP	0-0	W1	0-0	n/a
SDSU better Avg. Field Pos	0-1	L1	0-1	L1
SDSU adv. in TO and AFP	0-0	W1	0-0	n/a
SDSU ST (KR/PR) Score	0-0	W6	0-0	n/a

**INDIVIDUAL**

Rusher - 100+ Yards	1-0	W1	11-0	W1
Multiple - 100+ Yards	0-0	W19	0-0	n/a
Passer - 300+ Yards	0-0	L1	0-0	n/a
Receiver - 100+ Yards	0-0	W1	0-0	n/a
100+ Rusher, 300+ Passer	0-0	W2	0-0	n/a

## MOUNTAIN WEST STANDINGS / SINCE 2013

Below is a look at the best Mountain West records in league games since the current 12-team conference began in 2013 (includes championship & bowl games; through Sept. 21)

Rk.	Team	W	L	Pct.	GB
1.	Boise State	74	18	.804	--
2.	<b>San Diego State</b>	<b>60</b>	<b>29</b>	<b>.674</b>	<b>12.5</b>
3.	Utah State	53	35	.602	19.0
4.	Fresno State	54	38	.587	20.0
5.	Air Force	48	38	.558	23.0
6.	Colorado State	40	45	.471	30.5
7.	Wyoming	40	47	.460	31.5
8.	Nevada	40	48	.455	32.0
9.	San José State	39	48	.448	32.5
10.	UNLV	30	57	.345	41.5
11.	Hawai'i	30	59	.337	42.5
12.	New Mexico	21	67	.239	51.0

## ACTIVE CAREER START CHART(OFF./DEF.)

Career Starts (Off/Def)	'19	'20	'21	'22	'23	'24	Total
Marquez Cooper, RB	-	4	13	12	12	3	44
Nate Bennett, WR	-	0	11	11	9	3	34
Nate Williams, OL	-	-	4	12	11	3	30
Marlem Louis, EDGE	RS	0	4	10	13	1	28
Bryce Phillips, CB	-	-	-	11	11	3	25
Kyle Moretti, LB	-	-	1	12	9	0	22
Ja'Shaun Poku, WR	0	4	8	5	0	3	20
Ross Ulugalu-Maseuli, OL	-	-	RS	6	10	3	19
Dalesean Staley, S	-	-	-	RS	11	3	14
Cody Moon, LB	-	RS	0	9	5	0	14
Brayden Bryant, OL	-	-	-	-	10	0	13
Kenan Christon, RB	3	0	0	0	10	0	13
Mekhi Shaw, WR	-	RS	1	5	7	0	13
Louis Brown IV, WR	-	-	-	2	7	3	12
Tupu Alualu, DL	-	-	-	-	12	0	12
Bennett Walker, CB	-	-	-	-	11	0	11
Dean Abdullah, OL	-	-	-	3	7	0	10
Christian Jones, OL	-	-	RS	0	6	3	9
Myles Muraol, OL	-	-	RS	0	6	2	8
Michael Harrison, TE	-	0	0	2	4	0	6
Josh Hunter, S	-	-	-	RS	5	0	5
Deshawn McCuin, S	RS	0	1	0	2	1	4
Joseph Borjon, OL	-	-	-	0	3	1	4
Jaylon Armstead, RB	-	RS	0	2	2	0	4
Baylin Brooks, WR	-	-	-	-	4	0	4
Trey White, EDGE	-	-	-	RS	1	3	3
Krishna Clay, DL	-	-	-	-	-	3	3
Owen Chambliss, LB	-	-	-	-	RS	3	3
Tanu Letuli, LB	-	-	-	-	0	3	3
Sam Benjamin, DL	-	-	-	0	0	3	3
Ezekiel Larry, EDGE	-	-	-	RS	3	0	3
Phillippe Wesley, WR	-	-	RS	0	3	0	3
Danny O'Neil, QB	-	-	-	-	-	2	2
Brady Nassar, DL	-	-	-	-	0	2	2
Eric Butler, S	-	-	-	0	0	2	2
Chris Johnson, CB	-	-	-	0	0	3	3
Jude Wolfe, TE	RS	0	0	0	0	3	3
Teivis Tuiofi, DL	-	RS	0	0	0	2	2
William Nimmo Jr., S	-	0	0	0	1	1	2
Javance Tupou'ua-Johnson, QB	-	-	-	-	RS	1	1
Brady Anderson, LB	-	-	0	RS	1	0	1
JD Coffey II, S	-	-	0	0	1	0	1
Cam Davis, RB	-	-	RS	0	1	0	1

Cooper's first 30 starts came at Kent State; his 12 starts in '23 were at Ball State. Bennett's first 31 starts came at Portland St. Louis' first 27 starts came at Richmond. Williams' first 27 starts came at Akron. Moretti's first 22 starts came at Central Michigan. Phillips' first 22 starts came at Tennessee State. Poku's first 17 starts were at Kent State. Staley's first 11 starts were at Northern Iowa. Walker's first 11 starts were at Eastern Michigan. Bryant's first 10 starts came at North Dakota. Brown's first nine starts came at Colorado State. Nine of Moon's starts came at New Mexico. Harrison's first six starts came at Colorado. Borjon's first three starts were at Arizona. Larry's first three starts were at Yale. Nimmo's first start was at UCLA.

against Ohio. Moon had a team-high 12 tackles (seven solo) in his first game as an Aztec after playing at New Mexico the past two seasons. The 12 tackles were two more than the next two Aztecs combined. It was his fifth career double-digit tackle game (now has six) and third over a four-game stretch.

- LB **Kyle Moretti** led Central Michigan in tackles (65) and sacks (2.0) a year ago. In the Mid-American Conference, he ranked 10th in sacks and 12th in tackles.
- EDGE **Marlem Louis** ranked in a tie for fifth in FCS last year while at Richmond in forced fumbles (4) and 10th in forced fumbles per game (0.31).

## RUSHING DEFENSE

- Opponents have rushed 127 times this season with only four explosives runs (run of at least 20 yards) (3.2 pct.).
- Over the past three-plus seasons since 2021, opponents have rushed 1,379 times with only 38 attempts longer than 20 yards (2.8 pct.).
- Opponent rush average this year vs. SDSU by down: 1st - 4.3; 2nd - 5.0; 3rd - 4.2; 4th - 4.8.
- Opponent rush average this year vs. SDSU by quarter: 1st - 4.7; 2nd - 4.1; 3rd - 4.0; 4th - 5.3 - and by half: 1st - 4.4; 2nd - 4.6.

## PASSING DEFENSE

- SDSU's 157 interceptions since the 2014 season are the second most in the country over that span while its 16 interceptions returned for a touchdown rank in a tie for 15th.
- The Aztecs lead the Mountain West in passing defense (166.00, 32nd in FBS).
- EDGE **Trey White** is tied for first in the Mountain West in sacks per game (1.00, T-12th in FBS) and total sacks (3.0, T-21st in FBS), and also ranks second in tackles for loss yards (41, 5th in FBS), fourth in tackles for loss per game (1.33, T-41st in FBS), tied for seventh in forced fumbles per game (0.33, T-28th in FBS), eighth in total sack yards (14), and tied for eighth in both forced fumbles (1, T-28th in FBS) and tackles for loss (4.0, T-72nd in FBS).
- **SJD Coffey III** returned an interception 45 yards for a touchdown against Texas A&M-Commerce on Aug. 31. Coffey is tied for second in FBS in interceptions returned for a touchdown, tied for 37th in interception yards (45, 4th in MW), and tied for 54th in both interceptions per game (0.33, T-4th in MW) and total interceptions (1, T-4th in MW).
- LB **Tano Letuli** is also tied for fourth in the Mountain West (and 54th in FBS) in both interceptions (1) and interceptions per game (0.33).
- DL **Tupu Alualu** and EDGE **Marlem Louis** are each tied for seventh in the Mountain West in sacks per game (0.50).
- Last season, **McCuin** tied for 11th in FBS in interceptions returned for a touchdown (1, T-2nd in MW) last year and tied for 55th in interception yards (70, 7th in MW)
- Newcomer EDGE **Marlem Louis** tied for 20th in FBS last year in solo sacks (7) while at Richmond, as well as tied for 21st in sack yards (54), tied for 27th in sacks (7.5) and 47th in sacks per game (0.58).
- EDGE **Ezekiel Larry** ranked 25th in FCS in sack yards (52) a year ago at Yale, while also tying for 29th in sacks per game (0.67) and tying for 30th in solo sacks (6).
- S **Dalesean Staley** (Northern Iowa) tied for 33rd in FCS in 2023 with three interceptions.
- Newcomer CB **Bryce Phillips** tied for 38th in FCS play last year in pass breakups (8) while at Tennessee State.

## BULLET NOTES - SPECIAL TEAMS

- Associate head coach **Zac Barton** is in his first season as SDSU's special teams coordinator. Barton joined San Diego State after spending last season at Kansas, where he served as the Jayhawks' special teams analyst. In his lone season at KU, the Jayhawks ranked seventh in FBS in special teams grading according to Pro Football Focus, grading just behind CFP playoff teams Alabama, Texas, and Washington. Kansas would go on to earn a selection into the 2023 Guaranteed Rate Bowl to cap off an 8-4 regular season, their best regular season record since 2007. Prior to Kansas, Barton coached the special teams at Kent State from 2018-22 under head coach Sean Lewis and helped the Golden Flashes' special teams unit to new heights.
- Special teams have long been a key to San Diego State's success. **The Aztecs have won five of the nine Mountain West Special Teams Player of the Year awards issued since 2015. Those five include three kick returners (Rashaad Penny from 2015-17), two punters (Matt Araiza in 2021 and Jack Browning in 2022) and one kicker (also Araiza in 2021).**
- San Diego State returns a pair of all-conference honorable mention selections in the special teams unit in kick returner **Kenan Christon** and punt returner **Mekhi Shaw**.
- ESPN's special teams efficiency rating had San Diego State at 72.2 in 2022, which ranked second in FBS, trailing only South Carolina (79.8). The Aztecs were fifth in 2021 at 69.9. Last year, SDSU was ninth at 65.8.
- Since the start of the 2015 season, San Diego State has 14 kickoff returns for touchdowns, the most in FBS play over that time. To put that stat into perspective, nine other teams have played at least 100 games over that span and do not have a single kick return touchdown.
- The Aztecs also have five 100-yard kickoff return touchdowns since 2015, one behind Western Michigan for the most in FBS play over that span.
- SDSU has two non-offensive touchdowns this season - a **Tano Letuli** fumble recovery in the end zone and **JD Coffey III** 45-yard interception return, both against Texas A&M-Commerce on Aug. 31 - which are tied for the 10th most in the country.

- The Aztecs have 13 non-offensive touchdowns since the start of the 2021 season. Only nine schools have more non-offensive touchdowns over that span, including Pittsburgh (18), Notre Dame (16), Iowa (15), Kentucky (15), Middle Tennessee (15), Ohio State (15), Arkansas State (14), Houston (14) and SMU (14). Over that span, SDSU has four blocked punt returns for touchdowns, four interception returns for touchdowns, two kickoff returns for a touchdown, two fumble recoveries for a touchdown and one punt return for a touchdown.
- Since the start of the 2020 season, San Diego State has 17 non-offensive touchdowns, tied with Baylor, Middle Tennessee and Mississippi State for the eighth most in the country over that span, trailing only Pittsburgh (20), Notre Dame (19), Alabama (18), Houston (18), Iowa (18), Kentucky (18) and Ohio State (18).
- P Tyler Pastula ranks third in the Mountain West in punt average (45.25, 20th in FBS), fifth in net punt average (40.19, 54th in FBS), tied for fifth in punts inside the 20-yard line (5, T-38th in FBS), tied for sixth in total punt yards (724, T-41st in FBS) and seventh in total punts (16, T-46th in FBS).
- Pastula punted seven times for 340 yards against Oregon State on Sept. 7. The 48.6 average was a career-high mark (min. 4 punts) and the sixth-highest average in the country this year (min. 7 punts).
- Last year, Pastula ranked 20th in FCS punt average (42.7) while playing for UAlbany.
- KR Ja'Shaun Poke is tied for sixth in the Mountain West in total kick returns (4, T-62nd in FBS), seventh in kick return average (14.25, 67th in FBS), eighth in total kick return yards (57) and 10th in combined return average (57).
- Mekhi Shaw is tied for eighth in the Mountain West in total punt returns (3).
- Shaw ranked third in the Mountain West last year in punt return average (7.21, 37th in FBS), fourth in punt returns (14, T-48th in FBS) and seventh in total punt return yards (101, T-61st in FBS).
- RB/KR Kenan Christon ranked second last year in the Mountain West in total kick returns (15, T-56th in FBS) and total kick return yards (331, 57th in FBS) and sixth in combined kick return/punt return yards (331, T-74th in FBS).
- Eric Butler blocked two punts last year, tied for the second-most blocked kicks in SDSU single-season history. His two career blocked kicks are tied for the fifth most in school history.
- Butler's two blocked kicks were tied for the fourth most in the country last year, while his 0.18 blocked kicks per game were also fourth.

**LAST TIME OUT**

California 31, San Diego State 10  
 Sept. 14, 2024 | California Memorial Stadium  
 | Berkeley, Calif.



**BERKELEY, Calif.** -- San Diego State trailed just, 7-3, at the half, but California scored on its first four possessions of the second half in a 31-10 win Saturday night at Memorial Stadium.

Fernando Mendoza threw two touchdown passes and ran for another score for the Bears, who started the season 3-0 for the first time since 2019. Jaivian Thomas ran for 169 yards, and Kadarius Calloway had a touchdown run for Cal.

The two teams combined for 27 penalties for 237 yards, including 15 penalties for 120 yards for the Aztecs (1-2). SDSU's 13 penalties in the first half were tied for the most in any half for an FBS team in the last 10 seasons.

One the crucial penalties on San Diego State was an illegal block in the back on Marlem Louis after Tano Letuli intercepted a pass and returned it 65 yards for the score. Instead of taking a 10-7 lead midway through the second quarter, SDSU started on its own 45-yard line and failed to score.

After the Aztecs forced the high-powered California offense into consecutive three-and-outs to start the game, redshirt freshman Javance Tupou'ata-Johnson, making his first career start having never attempted a collegiate pass in place of an injured true freshman Danny O'Neil, got SDSU deep into Bear territory. San Diego State converted a key fourth-and-6 play when Tupou'ata-Johnson found Nate Bennett for 11 yards and a targeting penalty got the Aztecs to the Cal 12. SDSU managed just one yard on its next three plays, however, setting for a 29-yard field goal by former Cal-

**SDSU-CAL**

Sept. 14, 2024 | California Memorial Stadium | Berkeley, Calif.  
 Attendance: 35,197 | Weather: 60 degrees F, sunny; wind SW 8 mph

	1	2	3	4	Total
San Diego State	3	0	0	7	10
California	7	0	14	10	31

**SCORING SUMMARY**

SDSU — Lopez 29-yd field goal (5:42, 1st)  
 CAL — Mendoza 8-yd rush (Coe kick) (2:25, 1st)  
 CAL — Calloway 7-yd rush (Coe kick) (9:36, 3rd)  
 CAL — Dyches 20-yd pass f/ Mendoza (Coe kick) (1:30, 3rd)  
 CAL — Coe 48-yd field goal (13:33, 4th)  
 SDSU — Napier 40-yd pass f/Tupou'ata-Johnson (Lopez kick) (11:05, 4th)  
 CAL — Hunter 15-yd pass f/Mendoza (Coe kick) (9:48, 4th)

**TEAM STATS**

	San Diego State	California
First Downs	16	21
Rushes-Yards	35-110	42-275
Passing Yards	166	198
C-A-I	14-30-2	21-29-1
Total Offense	276	473
Fumbles-Lost	0-0	1-0
Penalties-Yards	15-120	12-113
Possession Time	27:15	32:45
Turnovers	2	1
Average Field Position	SDSU31	CAL31

**INDIVIDUAL STATS**

**Rushing (Atts.-Yards-TDs):** SDSU: Cooper 22-87-0; Armstead 1-15-0; Sutton 3-15-0; Tupou'ata-Johnson 8-(-2)-0; Napier 1-(-5)-0. CAL: Thomas 17-169-0; Calloway 9-87-1; Wiley 2-11-0; Martin 1-10-0; Cardwell 1-0-0; Mendoza 12-(-2)-1.

**Passing (Comp.-Att.-Int., Yards, TDs):** SDSU: Tupou'ata-Johnson 13-29-2, 156, 1; Pastula 1-1-0, 10, 0. CAL: Mendoza 21-29-1, 198, 2.

**Receiving (No.-Yards-TDs):** SDSU: Wolfe 3-32-0; Brown IV 3-24-0; Napier 2-53-1; Harrison 1-15-0; Poke 1-14-0; Bennett 1-11-0; Chambliss 1-10-0; Armstead 1-6-0; Cooper 1-1-0. CAL: Hunter 4-52-1; Dyches 4-48-1; Grizzell 3-29-0; Endries 3-21-0; Brady 2-16-0; Matthews 2-16-0; King 1-7-0; Anderson 1-5-0; Thomas 1-4-0.

**TOP SCORING DEFENSES SINCE 2014**

Best scoring defenses since start of 2014 (min. 100 GP)

Rk.	School	Pts. Allowed Per Game
1.	Georgia	16.5
2.	Alabama	17.0
3.	Clemson	17.5
4.	Wisconsin	17.9
5.	Iowa	17.9
6.	Michigan	18.0
7.	Ohio State	18.7
8.	Penn State	19.2
9.	<b>San Diego State</b>	<b>19.7</b>
10.	Washington	20.5

**TOP TOTAL DEFENSES SINCE 2014**

Best total defenses since start of 2014 (min. 100 GP)

Rk.	School	Total Yds. Allowed Per Game
1.	Michigan	293.9
2.	Wisconsin	294.0
3.	Georgia	299.6
4.	Clemson	301.5
5.	Alabama	304.0
6.	Iowa	317.9
7.	Ohio State	321.6
8.	<b>San Diego State</b>	<b>322.3</b>
9.	Penn State	323.1
10.	Air Force	333.5

**MOST INTERCEPTIONS SINCE 2014**

Below is a list of the most interceptions forced in the FBS since the beginning of the 2014 campaign.

Rk.	Team	INT
1.	Iowa	160
2.	<b>San Diego State</b>	<b>157</b>
3.	Clemson	151
4.	Alabama	144
5.	Western Kentucky	141
	Wisconsin	141
7.	Appalachian State	140
8.	Oregon	139
9.	Utah	137
10.	Ohio State	136

**MOST TURNOVERS FORCED SINCE 2014**

Below is a list of the most turnovers forced in the FBS since the beginning of the 2014 campaign.

Rk.	Team	TO Forced
1.	Clemson	248
2.	Memphis	237
3.	Utah	230
4.	Alabama	229
	Iowa	229
	Western Kentucky	229
7.	<b>San Diego State</b>	<b>228</b>
8.	Louisiana Tech	227
	Troy	227
	UCF	227

**FEWEST INT. THROWN SINCE 2015**

Fewest INT by an FBS team since 2015 (min. 80 GP)

Rk.	School	Int.
1.	Navy	48
2.	Air Force	55
3.	Army West Point	60
4.	Alabama	61
5.	<b>San Diego State</b>	<b>62</b>

**AZTECS IN THE NFL (AS OF SEPT. 21, 2024)**

(According to NFL.com; \* - practice squad player; ^ - injured list)

**Active Rosters:** 9  
**Practice Rosters:** 4  
**Injured List:** 1  
**Total:** 14

**CURRENT NFL TEAM**

**SDSU LETTERS**

**ARIZONA CARDINALS**

Aaron Brewer, LS 2008-09-10-11  
 Darren Hall, S 2018-19-20  
 \*Keith Ismael, OL 2017-18-19

**ATLANTA FALCONS**

\*Jesse Matthews, WR 2019-20-21-22

**BUFFALO BILLS**

\*Tyrell Shavers, WR 2021-22

**INDIANAPOLIS COLTS**

Segun Olubi, LB 2020-21

**KANSAS CITY CHIEFS**

Matt Araiza, P 2019-20-21  
 Cameron Thomas, LB 2019-20-21

**MIAMI DOLPHINS**

^Patrick McMorris, S 2020-21-22

**NEW ENGLAND PATRIOTS**

Zachary Thomas, OL 2017-19-20-21

**NEW YORK GIANTS**

Daniel Bellinger, TE 2018-19-20-21

**PITTSBURGH STEELERS**

Damontae Kazee, S 2013-14-15-16

**SAN FRANCISCO 49ERS**

\*Alex Barrett, DL 2013-14-15-16

**TENNESSEE TITANS**

Daniel Brunskill, OL 2013-14-15-16

**MOST GAMES / CONSECUTIVE GAMES**

Most Games Played	Games
Tyler Pastula, P	48
Marlem Louis, DL	46
Wyatt Draeger, DL	45
Marquez Cooper, RB	45
Ryan Wintermeyer, LS	42

Consecutive Games Played	Streak
Tyler Pastula, P	48
Marquez Cooper, RB	45
Ryan Wintermeyer, LS	42
Michael Harrison, TE	39
Cody Moon, LB	39

**2024 CAPTAINS**

Name	SDSU Letters
Marquez Cooper, RB	n/a
Tano Letuli, LB	n/a
Trey White, Edge	2023

ifornia kicker Nick Lopez.

The Bears answered with a 7-play, 69-yard drive, ending with an 8-yard rushing touchdown by Mendoza.

In the second quarter, SDSU stopped Cal on a fourth-and-1 and started in California territory on their 44-yard line. A Tupou'ata-Johnson 14-yard pass to Ja'Shaun Pake on the first play got San Diego State to the 30-yard line, but after an incomplete pass, 5-yard false start penalty, 9-yard sack and another incomplete pass, the Aztecs were forced to punt.

Letuli got the ball back for SDSU on the interception but neither team scored the rest of the half.

The Bears broke open a tight game in the third quarter with Thomas' 57-yard run setting up Calloway's 7-yard touchdown and Mendoza's 20-yard TD pass to Corey Dyches capping a 90-yard drive.

After a 48-yard field goal by Ryan Coe - his lone make in three tries - to start the fourth quarter, San Diego State finally scored responded with a touchdown. The Aztecs converted a pair of third-and-4s on the drive, including a short Tupou'ata-Johnson pass to Jordan Napier, who caught it at the Cal 35, juke past a few defenders and raced his way into the end zone.

After a Lopez PAT cut the Bear lead to 34-10, California answered right away with a 60-yard run by Calloway on second down and a 15-yard TD pass from Mendoza to Nyziah Hunter.

Tupou'ata-Johnson was intercepted on the second play of the next drive but each team was stopped on fourth-and-shorts before Coe missed his second field goal of the game with 1:55 left.

SDSU then ran out the clock to end the game.

Tupou'ata-Johnson went 13 for 29 for 156 yards with one touchdown and two interceptions. Marquez Cooper rushed for 87 yards on 22 carries, and Jude Wolfe and Louis Brown IV led San Diego State with three catches apiece.

White led the Aztec defense with six tackles, 2.5 sacks and a pass breakup, while Owen Chambliss and Kyle Moretti also chipped in with six tackles apiece.

SDSU fell to 4-5 all-time against Cal with the home team winning all nine games in the series.

**SERIES NOTES**

- San Diego State fell to 4-5 all-time against California.
- The Aztecs are now 0-5 against Cal in Berkeley (and 4-0 at home).

**TEAM NOTES**

- San Diego State played its fifth straight game in the state of California, its longest streak since a six-game streak from Nov. 21, 2014-Sept. 19, 2015.
- The Aztecs are now 77-40 (.658) since the start of the 2015 campaign.
- SDSU had a season-high six sacks after entering with five combined sacks over its first two games.
- The Aztecs allowed a first-quarter touchdown for just the third time in the last 12 games.
- SDSU has gone 18 straight games without allowing more than seven points in the first quarter and has allowed seven or fewer points in 26 of the last 27 first quarters.

**TRENDS**

- The Aztecs lost the coin toss for the third time this season (0-3) and for the first time when having the chance to pick heads or tails.
- SDSU did not start with the ball for just the 45th time over the last 160 games.
- San Diego State did not allow its opponent to score on its opening possession for the 18th time in 28 games since 2022, 30th time in 41 games since 2021 and 84th time since 2015 (117 games).

**PLAYER NOTES**

\* **Javance Tupou'ata-Johnson, RS-Fr., QB (13-for-29, 156 yds., 1 TD, 2 INT)**

Attempted his first career passes in his first career start ... Threw his first career touchdown pass.

\* **Marquez Cooper, Sr., RB (22 att., 87 yds., 0 TD | 2 rec., 1 yd.)**

Ran for 87 yards and now has 363 yards on the season in three games (121.0 RYPG) ... Now has 4,219 rushing yards for his career, which ranks as the 100th most in NCAA FBS history (according to SportsReference.com).

\* **Jordan Napier, RS-Fr., WR (2 rec., 53 yds., 1 TD)**

Caught his second touchdown pass of the season (and career) ... His 53 yards were a career high.

\* **Jude Wolfe, Sr., TE (3 rec., 32 yds.)**

Both his three catches and 32 yards were career bests.

\* **Trey White, So., EDGE (6 tackles (5 solo), 2.5 sacks, 2.5 TFL, 1 PBU)**

Set career highs in tackles (6), sacks (2.5) and tackles for loss (2.5) ... The 2.5 sacks and 2.5 tackles for loss were each the most by an Aztec this season.

\* **Tano Letuli, So., LB (4 tackles, 1.0 sack, 1.0 TFL, 1 INT)**

Had his first career interception.

**OTHER NOTES**

- RB Marquez Cooper started for the 35th consecutive game, the longest streak among the Aztec offensive and defensive players.
- Cooper's 45 career starts are the most among any current Aztec offensive or defensive player.
- P Tyler Pastula played in his 48th consecutive game and 48th game overall, both the longest and most among any current Aztec.
- Tonight's temperature was 60 degrees at kickoff.
- Tonight's attendance was 35,197.
- The Aztec shield was carried out tonight by RB Marquez Cooper.

**SAN DIEGO STATE TO JOIN THE PAC-12 CONFERENCE**

San Diego State has accepted an invitation to join the Pac-12 Conference, the school announced on Sept. 12. The Aztecs will officially become a member of the Pac-12 on July 1, 2026.

SDSU joins league stalwarts Oregon State and Washington State, along with Boise State, Colorado State and Fresno State as the newest members of the league.

"We are ecstatic to be joining the Pac-12 Conference," San Diego State director of athletics John David Wicker said. "While we are grateful to be a founding member of the Mountain West with 26 years of success in the conference, we are excited at what lies ahead with these new opportunities. We will continue to compete for conference championships on the field and to graduate leaders in the community."

"The move to the Pac-12 is a transformative moment for our entire university," SDSU President Adela de la Torre said. "Joining the Pac-12 opens the door to exciting partnerships and financial growth, all of which will contribute to the success of our student-athletes and the vitality of our university community. This is just the beginning -- we are poised to attract even more top-tier talent, compete at the highest national level and identify new opportunities that will benefit our One SDSU community and the San Diego region."

Oregon State and Washington State are currently operating as members of the Pac-12 Conference as part of an NCAA two-year grace period and will continue to do so for the 2025-26 academic season before the four new members officially join. The collective six universities will collaboratively chart additional membership and other future conference considerations.

"For over a century, the Pac-12 Conference has been recognized as a leading brand in intercollegiate athletics," Commissioner Teresa Gould stated. "We will continue to pursue bold cutting-edge opportunities for growth and progress, to best serve our member institutions and student-athletes. I am thankful to our board for their efforts to welcome Boise State University, Colorado State University, California State University, Fresno, and San Diego State University to the conference. An exciting new era for the Pac-12 Conference begins today."

The Aztecs have won a Mountain West record 96 league titles (only includes sports SDSU competes in), including the most championships in each of the last three years. In the 2023-24 campaign alone, San Diego State captured six MW championships, including women's soccer (regular season), swimming & diving, men's golf, women's tennis (tournament) and softball (regular season and tournament). The Aztecs also had four conference players of the year - Mac Barbara (softball, co-player), Yasmine Kabbaj (women's tennis), Denise Castro (women's soccer, offensive) and Alex Roberts (swimmer) - and three conference coaches of the year - Stacey Nuveman Deniz (softball), Mike Shrader (swimming) and Roland McDonald (diving).

SDSU has also been a power on the national stage as its combined .726 winning percentage in football and men's basketball since the fall of 2010 ranks first in the country, just behind of Ohio State (.727). San Diego State has also excelled in the professional ranks. Most recently, former Aztec men's golfer Xander Schaufele won two of the four major championships in 2024, while former NCAA track & field champion Shanika Ricketts (Thomas) won the silver medal in the triple jump at the Paris Olympics this summer.

In the classroom, 366 San Diego State student-athletes were recognized as scholar-athletes in April for achieving a semester GPA of 3.20 or higher or maintaining a cumulative GPA of 3.0 or higher. Additionally, 38 student-athletes earned Malik Award distinction for posting a 4.0 grade-point average.

**SDSU FOOTBALL PICKED EIGHTH IN MOUNTAIN WEST PRESEASON POLL**

San Diego State was picked to finish in eighth place in the 2024 preseason Mountain West preseason poll, the league announced July 10. The preseason poll and all-conference team are voted on by media representatives who cover the conference.

The Aztecs, who are coming off a 4-8 season but are in the first year under new head coach Sean Lewis, garnered 251 points, easily ahead of Hawai'i (214), San José State (185), New Mexico (85) and Nevada (77) in the 12-team conference. Defending champion Boise State finished with 543 points and 38 of the 46 first-place votes, while UNLV (471) and Fresno State (460) logged four first-place votes apiece. Air Force is fourth with 384 points, and Colorado State (337), Wyoming (296) and Utah State (285) are also ahead of SDSU.

For just the third time in the 26-year history of the Mountain West, SDSU did not have a player earn preseason MW all-conference honors. Boise State's Ashton Jeanty was named the preseason offensive player of the year, while teammate Amed Hassanein and UNLV's Jackson Woodard shared co-defensive player of the year honors. UNLV's Jacob De Jesus, meanwhile, was chosen as the MW Special Teams Player of the Year.

**Mountain West Football Preseason Players of the Year**

- Offensive Player of the Year:** Ashton Jeanty, Jr., RB, Boise State
- Co-Defensive Player of the Year:** Ahmed Hassanein, Sr., DL, Boise State
- Co-Defensive Player of the Year:** Jackson Woodard, Sr., LB, UNLV
- Special Teams Player of the Year:** Jacob De Jesus, Sr., PR/KR, UNLV

**DEFENSIVE SCORING PLAYS (SINCE 2009)**

**2024**

Tano Letuli.....	0-yd FR after Trey White's FF
.....	vs. Texas A&M-Commerce (A.31)
JD Coffey.....	45-yd INT vs. Texas A&M-Commerce (A.31)

**2023**

Deshawn McQuin.....	70-yd INT at Hawai'i (O.14) (TD)
---------------------	----------------------------------

**2022**

Jonah Tavai.....	Sacked QB in end zone vs. SJSU (N.12) (Safety)
Patrick McMorris.....	30-yd FR after Michael Shawcraft's FF
.....	at Nevada (O.22) (TD)

**2021**

Andrew Aleki.....	17-yd INT at UNLV (N.19) (TD)
Andrew Aleki.....	25-yd INT vs. New Mexico State (S.4) (TD)

**2020**

Darren Hall.....	57-yd INT at Colorado (N.28) (TD)
Segun Olubi.....	71-yd INT vs. Hawai'i (N.14) (TD)

**2019**

Darren Hall.....	20-yd FR after Tariq Thompson's FF
.....	vs. Central Michigan (D.21) (TD)

**2017**

Tariq Thompson.....	83-yd INT vs. Northern Illinois (S.30) (TD)
---------------------	---

**2016**

Ron Smith.....	54-yd INT vs. Houston (D.17) (TD)
Damontae Kazee.....	54-yd INT vs. Hawai'i (N.5) (TD)
Ron Smith.....	14-yd INT vs. Hawai'i (N.5) (TD)
Malik Smith.....	28-yd INT at Utah State (O.28) (TD)
Ronley Lakalaka.....	9-yd INT vs. California (S.10) (TD)

**2015**

Alex Barrett.....	43-yd INT vs. Cincinnati (D.24) (TD)
Damontae Kazee.....	55-yd INT at Colorado St. (O.31) (TD)
Calvin Munson.....	67-yd INT vs. San Diego (S.6) (TD)
.....	19-yd INT vs. San Diego (S.6) (TD)

**2014**

Calvin Munson.....	56-yd INT vs. Air Force (N.21) (TD)
--------------------	-------------------------------------

**2013**

J.J. Whittaker.....	18-yd INT vs. Boise State (N.23) (TD)
---------------------	---------------------------------------

**2012**

Everett Beed.....	52-yd FR vs. Air Force (N.10) (TD)
Leon McFadden.....	96-yd INT at Fresno State (S.29) (TD)
Eric Pinkins.....	32-yd INT at Fresno State (S.29) (TD)
Leon McFadden.....	28-yd INT vs. North Dakota (S.15) (TD)

**2010**

Jerome Long.....	FR in end zone after Rob Andrews' FF
.....	at TCU (N.13) (Safety)

**2009**

Luke Laolagi.....	55-yd INT at UNLV (N.28) (TD)
Dey Juan Hemmings.....	14-yd FR after Ernie Lawson's FF
.....	vs. New Mexico State (O.3) (TD)
Team.....	QB fell in end zone vs. So. Utah (S.12) (Safety)

**SPECIAL TEAMS SCORING PLAYS SINCE 2011**

**2022**

Jordan Byrd .....95-yard KR vs. San José State (N.12) (TD)  
 Tyrell Shavers.....Punt block; Returned for touchdown (S.30) (TD)  
 Jordan Byrd.....66-yard PR vs. Idaho State (S.10) (TD)  
 Team.....Punt block; Jaylon Armstead returned for a  
 .....touchdown vs. Arizona (S.3) (TD)

**2021**

Tyrell Shavers .....Punt block; Trenton Thompson returned for  
 .....touchdown vs. Towson (S.25) (TD)  
 Jordan Byrd .....100-yard KR vs. Utah (S.18) (TD)  
 Kaegun Williams.....Punt block; Tyrell Shavers returned for  
 .....touchdown at Arizona (S.11) (TD)

**2020**

Jordan Byrd .....93-yard KR vs. Colorado State (D.5) (TD)  
 BJ Busbee .....90-yard KR vs. Colorado State (D.5) (TD)

**2019**

Trenton Thompson .....Punt block; Caden McDonald returned for  
 .....touchdown at UNLV (10.26) (TD)  
 Kaegun Williams.....95-yard KR vs. San José State (O.19) (TD)

**2018**

Kaelin Himphill .....Punt block; Trenton Thompson returned for  
 .....touchdown vs. Air Force (O.12) (TD)

**2017**

Juwan Washington.....78-yd KR vs. Army West Point (D.23) (TD)  
 Rashaad Penny .....100-yd KR vs. Nevada (N.18) (TD)  
 Rashaad Penny .....70-yd PR vs. Nevada (N.18) (TD)  
 Juwan Washington.....96-yd KR vs. Northern Illinois (S.30) (TD)  
 Rashaad Penny .....99-yd KR at Arizona State (S.9) (TD)

**2016**

Juwan Washington.....92-yd KR at Wyoming (N.19) (TD)  
 Rashaad Penny .....93-yd KR at Wyoming (N.19) (TD)  
 Rashaad Penny.....100-yd KR vs. California (S.10) (TD)

**2015**

Rashaad Penny .....100-yd KR vs. Cincinnati (D.24) (TD)  
 Damontae Kazee .....66-yd PR at UNLV (N.21) (TD)  
 Rashaad Penny .....100-yd KR at Penn State (S.26) (TD)  
 Rashaad Penny .....97-yd KR vs. San Diego (S.5) (TD)

**2014**

Lloyd Mills .....67-yd PR vs. Northern Arizona (A.30) (TD)

**2013**

Tim Vizzi.....71-yd PR at UNLV (N.30) (TD)  
 Tim Vizzi .....41-yd PR vs. Boise State (N.23) (TD)  
 Team.....Fumbled punt out of end zone (O.4) (Safety)  
 Sam Meredith.....PAT block; David Lamar returned for  
 .....def. PAT at New Mexico State (S.28) (2 pts.)

**2012**

Colin Lockett .....100-yd KR at Boise State (N.3) (TD)  
 Colin Lockett.....96-yd KR vs. Army (S.8) (TD)

**2011**

Brandon Davis.....98-yd KR at Air Force (O.13) (TD)  
 Colin Lockett.....94-yd KR vs. Cal Poly (S.3) (TD)

**2024 Mountain West Football Preseason All-Conference Team**

**Offense**

QB Mikey Keene, Jr., Fresno State  
 WR Tory Horton, Gr., Colorado State  
 WR Ricky White III, Sr., UNLV  
 WR Jalen Royals, Sr., Utah State  
 RB Ashton Jeanty, Jr., Boise State  
 RB Malik Sherrad, Sr., Fresno State  
 OL Kage Casey, So., Boise State  
 OL Jacob Gardner, Gr., Colorado State  
 OL Mose Vavao, Sr., Fresno State  
 OL Tiger Shanks, Sr., UNLV  
 OL Jack Walsh, Jr., Wyoming  
 TE John Gyllenborg, Jr., Wyoming

**Defense**

DL Ahmed Hassanein, Sr., Boise State  
 DL Devo Bridges, Sr., Fresno State  
 DL Soane Toia, Sr., San José State  
 DL Jordan Bertagnole, Gr., Wyoming  
 LB Andrew Simpson, Jr., Boise State  
 LB Chase Wilson, Sr., Colorado State  
 LB Jordan Pollard, Jr., San José State  
 LB Jackson Woodard, Sr., UNLV  
 DB A'Marion McCoy, Sr., Boise State  
 DB Jack Howell, Sr., Colorado State  
 DB Cameron Oliver, Sr., UNLV  
 DB Ike Larsen, Jr., Utah State

**Special Teams**

P James Ferguson-Reynolds, Jr., Boise State  
 PK Jonah Dalmas, Gr., Boise State  
 PR Jacob De Jesus, Sr., UNLV  
 KR Jacob De Jesus\*, Sr., UNLV

**Preseason All-Conference Notes:** Preseason All-Conference Notes: San Diego State did not have a player make the all-conference team for just the third time in league history (since 1999) ... An Aztec has not earned preseason all-league honors now in 2002, 2007 and 2024 ... The Aztecs did not have a preseason all-MW performer on defense for first time since 2017 ... SDSU did not have a preseason all-league offensive player for the first time since 2020 ... The Aztecs had at least three all-MW preseason picks in nine straight years prior to this year after doing so just four times over the previous 10 years (2005-14).

**2024 Mountain West Preseason Poll**

Team (First-Place Votes)	Points
1. Boise State (38)	543
2. UNLV (4)	471
3. Fresno State (4)	460
4. Air Force	384
5. Colorado State	337
6. Wyoming	296
7. Utah State	285
<b>8. San Diego State</b>	<b>251</b>
9. Hawai'i	214
10. San José State	185
11. New Mexico	85
12. Nevada	77

**Preseason All-Conference Team Notes:** This is the second Mountain West preseason poll without divisions since 2012 when the Aztecs were picked fifth and captured the league title along with Boise State and Fresno State ... SDSU's eighth-place prediction is its lowest since being picked eighth in 2009 (note that from 2013-22 the league was split in divisions and out of just six teams, although San Diego State never was picked worse than third) ... The Aztecs, who averaged a predicted finish of 6.5 from 2005-12, have ended up at or better than their predicted finish in 10 of the last 15 seasons and 13 times over the past 19 years ... SDSU has won two of the last nine MW titles (2015 and 2016) and three of the past 12 (also 2012).

**2024 PRESEASON/SEASON ACCOLADES**

**Tupu Alualu | Sr. | Honolulu, Hawaii | Defensive Line**

Polynesian Player of the Year Watch List (Polynesian ancestry that epitomizes great ability and integrity)  
 All-Mountain West second team - *Lindy's Sports Annuals*  
 All-Mountain West fourth team - *Athlon Sports*  
 All-Mountain West fourth team - *Phil Steele Magazine*

**Jaylon Armstead | Sr. | Los Angeles, Calif. | Running Back**

Honorable Mention all-Mountain West - *College Football Network*

**Joseph Borjon | Sr. | La Puente, Calif. | Offensive Line**

All-Mountain West third team - *Phil Steele Magazine*

**Louis Brown IV | Jr. | Los Angeles, Calif. | Wide Receiver**

All-Mountain West third team - *Athlon Sports*



**Eric Butler | Jr. | Corona, Calif. | Safety**

MW Special Teamer of the Year - *College Football Network*  
 All-Mountain West first team (ST) - *College Football Network*

**Isaiah Buxton | Fr. | San Diego, Calif. | Cornerback**

No. 9 Recruit in Mountain West - *Athlon Sports*

**Owen Chambliss | Fr. | Corona, Calif. | Linebacker**

All-Mountain West fourth team - *Phil Steele Magazine*

**Kenan Christon | Sr. | San Diego, Calif. | Running Back**

Paul Hornung Award Watch List (most versatile performer)  
 All-Mountain West second team (KR) - *Athlon Sports*

**Marquez Cooper | Sr. | Gaithersburg, Md. | Running Back**

Maxwell Award Watch List (best all-around player)  
 Doak Walker Award Watch List (best running back)  
 Nation's active leader in rushing and all-purpose yards  
 Team captain

All-Mountain West second team - *Athlon Sports*  
 All-Mountain West second team - *College Football Network*  
 All-Mountain West second team - *Phil Steele Magazine*

**Chris Johnson | Jr. | Eastvale, Calif. | Cornerback**

All-Mountain West fourth team - *Phil Steele Magazine*

**Michael Harrison | Sr. | San Francisco, Calif. | Tight End**

All-Mountain West second team - *College Football Network*

**Tano Letuli | So. | San Diego | Linebacker**

Team captain

**Marlem Louis | Sr. | Venice, Fla. | Defensive Line**

East-West Shrine Bowl 1000 Watch List  
 All-Mountain West third team - *Athlon Sports*  
 All-Mountain West third team - *College Football Network*

**Jason Mitchell | Fr. | Los Angeles, Calif. | Cornerback**

No. 5 Recruit in MW - *Athlon Sports*

**Kyle Moretti | Sr. | Arvada, Colo. | Linebacker**

All-Mountain West third team - *Athlon Sports*

**Myles Murao | Sr. | Torrance, Calif. | Offensive Line**

Polynesian Player of the Year Watch List (Polynesian ancestry that epitomizes great ability and integrity)  
 All-Mountain West third team - *Athlon Sports*

**Danny O'Neil | Fr. | Indianapolis, Ind. | Quarterback**

No. 6 Recruit in Mountain West - *Athlon Sports*

**Tyler Pastula | Sr. | Easton, Pa. | Punter**

Ray Guy Award Watch List (most outstanding punter)

**Bryce Phillips | Sr. | Long Beach, Calif. | Cornerback**

East-West Shrine Bowl 1000 Watch List  
 All-Mountain West First Team - *College Football Network*

**Ja'Shaun Poke | Sr. | Hampton, Ga. | Wide Receiver**

All-Mountain West second team (KR) - *Phil Steele Magazine*

**SDSU MOUNTAIN WEST PLAYERS OF THE WEEK**

San Diego State has not earned a Mountain West Player-of-the-Week award this season. Below is a list of the Aztec student-athletes that have received the honor this season. *No. - indicates the number of honors that player has earned in his career.*

Date	Player	Award	No.
------	--------	-------	-----

**SDSU PLAYERS OF THE WEEK**

*(SDSU players of the week are announced post-practice each Sunday)*

Game	Offensive	Defensive	Special Teams
<b>TAMUC</b>	Marquez Cooper	Chris Johnson	none
Scout	Parker Threatt	Malik Gucake	none
<b>Oregon St.</b>	none	none	none
Scout	Arthur Ban	Kodi Cornelius	none
<b>Cal</b>	none	none	none
Scout	none	none	none
<b>CMU</b>			
<b>Hawai'i</b>			
<b>Wyoming</b>			
<b>WSU</b>			
<b>Boise St.</b>			
<b>UNM</b>			
<b>UNLV</b>			
<b>Utah St.</b>			
<b>AFA</b>			

**GEOLOGICAL BREAKDOWN****California (69)**

Dean Abdullah, Triumalu Afalava, Brady Anderson, Jaylon Armstead, Tayvon Beasley, Nate Bennett, Tayten Beyer, Jackson Berman, Joe Borjon, Baylin Brooks, Louis Brown IV, Eric Butler, Isaiah Buxton, Owen Chambliss, Tyson Chavez, Kenan Christon, Emanuel Chow, Krishna Clay, Kodi Cornelius, Kyle Crum, AJ Duffy, Gage Dutcher, Arnold Escano, Ryan Gaea, Nick Gardinera, Gabe Garretson, Max Garrison, Malik Gucoke, Xavier Hamlet, Dean Harrington, Michael Harrison, Josh Hunter, Chris Johnson, Christian Jones, Nikolas Kattoula, Jayden Kendrick, Ezekiel Larry, Tano Letuli, Nick Lopez, Jerry McClure, Jason Mitchell, Myles Murao, Jordan Napier, Brady Nassar, William Nimmo Jr., Danny Niu, Dominic Oliver, Bryce Phillips, Gabriel Plascencia, Connor Poulson, Zechariah Ramirez, Cincere Rhoney, Kurt Rossner, Bobby Shaw, Mekhi Shaw, Ryan Silver, Jake Sinz, Derek Smith, Charlie Stewart, Lucky Sutton, Parker Threatt, Javance Tupou'ata-Johnson, Ross Ulugalu-Maseuli, Bennett Walker, Mikey Welsh, Trey White, Jelani Whitmore, Prince Williams, Jude Wolfe

**Texas (9)**

Briley Barron, Will Cianfrini, JD Coffey III, Cam Davis, Deshawn McCuin, Jelani McLaughlin, Tyler McMahan, Heath McRee, Logan Tanner

**Arizona (6)**

Sam Benjamin, Nick Clegg, Hudson Mitchell, Zone Wierenga, Ryan Wintermeyer, Ryan Wolfer

**Nevada (5)**

Wyatt Draeger, Joshua Goynes, Ryan Henderson, DJ Herman, Ben Scolari

**Washington (4)**

Arthur Ban, Ryan Dirksen, Kai Holec, Jatavious Magee

**Hawaii (2)**

Topu Alualu, Teivis Tuioti

**Missouri (2)**

Dalesean Staley, Phillippe Wesley II

**Colorado (1)**

Kyle Moretti

**Florida (1)**

Marlem Louis

**Georgia (1)**

Ja'Shaun Poke

**Illinois (1)**

Jared Badie

**Maryland (1)**

Marquez Cooper

**Massachusetts (1)**

Keion Mitchell

**Minnesota (1)**

Darrion Dalton

**New Mexico (1)**

Cody Moon

**Indiana (1)**

Danny O'Neil

**Pennsylvania (1)**

Tyler Pastula

**Ohio (1)**

Nate Williams

**Oklahoma (1)**

Brayden Bryant

**American Samoa (1)**

Saipale Fuimano

**Finland (1)**

Eemil Herranen

**Mekhi Shaw | Sr. | San Diego, Calif. | Wide Receiver**

Wuerffel Trophy/Allstate AFCA Good Works Watch List

No. 20 Draft Eligible Punt Returner - *Phil Steele Magazine*

All-Mountain West fourth team - *Athlon Sports*

All-Mountain West fourth team (WR) - *Phil Steele Magazine*

All-Mountain West fourth team (PR) - *Phil Steele Magazine*

**Ross Ulugalu-Maseuli | Jr. | San Diego, Calif. | Off. Line**

Polynesian Player of the Year Watch List (Polynesian ancestry that epitomizes great ability and integrity)

All-Mountain West third team - *Athlon Sports*

Honorable Mention all-Mountain West - *College Football Network*

**Bennett Walker | Sr. | San Diego, Calif. | Defensive Back**

All-Mountain West third team - *College Football Network*

All-Mountain West fourth team - *Athlon Sports*

**Trey White | So. | San Diego, Calif. | Edge**

Team captain

**Ryan Wintermeyer | Sr. | Scottsdale, Ariz. | Long Snapper**

Patrick Mannely Award Watch List (best long snapper)

All-Mountain West second team - *Phil Steele Magazine*

**AZTECS NAME TEAM CAPTAINS**

The San Diego State football team has named senior Marquez Cooper (Gaithersburg, Md.), and sophomore San Diego natives Tano Letuli (Cathedral Catholic High) and Trey White (Eastlake High) as its captains for the 2024 campaign.

The trio was chosen in a team vote on Aug. 23, Cooper as the offensive representative, Letuli at defense and White earning the special teams nod.

Cooper, who earlier this month was named to both the Maxwell Award Watch List (college football player of the year) and the Doak Walker Award Watch List (best running back), enters his final campaign as the active leading FBS leader in rushing yards (3,856), all-purpose yards (4,466) and rushing touchdowns by a running back (33). Cooper has three consecutive 1,000-yard rushing seasons, including 1,080 and 1,331 while at Kent State in 2021 and 2022, respectively, and 1,043 last year at Ball State.

Letuli, meanwhile, comes to The Mesa after one season at Army West Point. Letuli logged 12 tackles in 11 games for the Black Knights as a true freshman in 2023, one of just a few freshmen defensive players to make Army's opening-day travel squad. A three-year letter winner at powerhouse Cathedral Catholic High School in San Diego, Letuli played running back and safety for the Dons from 2019-21 before moving onto Army Prep in 2022.

White enters his third season at San Diego State, having moved to defensive edge from linebacker. Last season, White had 15 tackles, two tackles for loss, a fumble recovery and an interception in 12 games, including one start. White, the team's 2022 special teams scout player of the year, played in three games as a true freshman that year before utilizing his redshirt campaign. White was a three-time first-team all-league selection at nearby Eastlake High School and was named the Mesa League Defensive Player of the Year for the spring 2021 season.

**SDSU FOOTBALL ANNOUNCES 2024 RADIO BROADCAST TEAM**

San Diego State, JMI Sports and iHeartMedia announced April 18 that it has filled its radio broadcast lineup for the 2024 football season. Jon Schaeffer will be the play-by-play announcer while Rich Ohrnberger will continue in the booth as color analyst.

Schaeffer has been with iHeartMedia since July 2017 and is currently the co-host of "Jon and Jim" weekdays from 3-6 p.m. PT on San Diego Sports 760, the flagship radio station of San Diego State athletics. Schaeffer has handled pregame duties for Aztec football as well as pregame, halftime and postgame duties for SDSU men's basketball.

Schaeffer also has experience working play-by-play with the Phillies Radio Network, FOX College Sports, ESPN GamePlay, ESPN3, Mountain West Network and Big East Digital Network, and numerous schools in the northeast.

Schaeffer takes over the football play-by-play duties from longtime voice of the Aztecs, Ted Leitner, who has called SDSU football games for nearly three decades, including the past 19 seasons. Leitner will finish up his storied career by calling SDSU's men's basketball for his 30th and final season during the 2024-25 campaign.

Ohrnberger has been the color analyst for San Diego State football games for the past seven seasons. Ohrnberger, who played five years in the NFL, currently co-hosts the "Big Rich, TD & Fletch" weekday radio show from 6-9 a.m. PT on San Diego Sports 760. Ohrnberger also hosts "FOX Sports Saturday" and "FOX Sports Sunday," and also is an on-air personality on NBC 7 San Diego's "Football Night in San Diego" and "Sports Wrap."

Ohrnberger played 39 games across five seasons in the NFL, starting eight times on the offensive line. Ohrnberger, who played two years with New England, a year with Arizona and his final two with the Chargers, was a two-time all-Big Ten selection at Penn State, earning first-team honors as a senior in 2008.

# MOUNTAIN WEST

## 2024 MW Standings

	MW	Pct.	Overall	Pct.
Fresno State	1-0	.000	3-1	.750
San Jose State	1-0	1.000	3-1	.750
UNLV	0-0	.000	3-0	1.000
Boise State	0-0	.000	2-1	.667
Colorado State	0-0	.000	2-2	.500
Hawai'i	0-0	.000	2-2	.500
Nevada	0-0	.000	2-3	.400
<b>San Diego State</b>	<b>0-0</b>	<b>.000</b>	<b>1-2</b>	<b>.333</b>
Utah State	0-0	.000	1-3	.250
Wyoming	0-0	.000	0-4	.000
Air Force	0-1	.000	1-2	.333
New Mexico	0-1	.000	0-4	.000

## This Week in the Mountain West

### Saturday, Sept. 28

<b>SDSU at Central Michigan, 3:30 p.m. ET</b>	<b>CBSN</b>
*Fresno State at UNLV, 12:30 p.m. PT	FS1
New Mexico at New Mexico State, 6 p.m. MT	ESPNW
*Air Force at Wyoming, 6 p.m. MT	CBSN
Washington State at Boise State, 8 p.m. MT	FOXNW

## Last Week in the Mountain West

### Friday, Sept. 20

at Washington State 54, San Jose State 52 (OT)

### Saturday, Sept. 21

at Temple 45, Utah State 29  
 at Nevada 49, Eastern Washington 16  
 at Colorado State 27, UTEP 17  
 at North Texas 44, Wyoming 17  
 \*Fresno State 38, at New Mexico 21  
 at Boise State 56, Portland State 14  
 at Hawai'i 36, Northern Iowa 7

## Charting the Regular-Season Opponents

Texas A&M - Commerce (0-4, 0-0 SLC)		
<b>A.31</b>	<b>at San Diego State</b>	<b>L, 14-45</b>
S.7	at UC Davis	L, 22-36
S.14	Grambling	L, 28-35 (ot)
S.21	Sacramento State	L, 0-34
0.5	at Southeastern*	6 p.m. CT
0.12	at Northwestern State*	2 p.m. CT
0.19	Lamar*	3:30 p.m. CT
0.26	at Prairie View A&M	2 p.m. CT
N.2	at McNeese*	7 p.m. CT
N.9	Stephen F. Austin	3:30 p.m. CT
N.16	Houston Christian*	1 p.m. CT
N.23	UIW*	1 p.m. CT

Central Michigan (2-2, 1-0 MAC)		
A.29	Central Connecticut State	W, 66-10
S.7	at Florida International	L, 16-52
S.14	at Illinois	L, 9-30
S.21	Ball State*	W, 37-34
<b>S.28</b>	<b>San Diego State</b>	<b>3:30 p.m. ET</b>
0.12	Ohio*	TBA
0.19	at Eastern Michigan*	TBA
0.26	at Miami (Ohio)*	TBA
N.5	Bowling Green*	TBA
N.12	at Toledo*	7 p.m. ET
N.19	Western Michigan*	TBA
N.30	Northern Illinois*	TBA

Washington State (4-0, 0-0 Pac-12)		
A.31	Portland State	W, 70-30
S.7	Texas Tech	W, 37-16
S.14	at Washington	W, 24-19
S.20	San Jose State	W, 54-52 (ot)
S.28	at Boise State	8 p.m. MT
0.12	at Fresno State	TBA
0.19	Hawaii	TBA
<b>0.26</b>	<b>at San Diego State</b>	<b>7:30 p.m. PT</b>
N.9	Utah State	TBA
N.16	at New Mexico	TBA
N.23	at Oregon State	3:30 p.m. PT
N.30	Wyoming	3:30 p.m. PT

UNLV (3-0, 0-0 MW)		
A.31	at Houston	W, 27-7
S.7	Utah Tech	W, 72-14
S.13	at Kansas	W, 23-20
S.28	Fresno State*	12:30 p.m. PT
0.4	Syracuse	6 p.m. PT
0.11	at Utah State*	7 p.m. MT
0.19	at Oregon State	TBA
0.25	Boise State*	7:30 p.m. PT
N.9	at Hawai'i*	4 p.m. HT
<b>N.16</b>	<b>at San Diego State*</b>	<b>7:30 p.m. PT</b>
N.22	at San Jose State*	TBA
N.30	Nevada*	5 p.m. PT

Oregon State (3-1, 0-0 Pac-12)		
A.31	Idaho State	W, 38-15
<b>S.7</b>	<b>at San Diego State</b>	<b>W, 21-0</b>
S.14	Oregon	L, 14-49
S.21	Purdue	W, 38-21
0.5	Colorado State	3:30 p.m. PT
0.12	at Nevada	4:30 p.m. PT
0.19	UNLV	TBA
0.26	at California	TBA
N.9	San Jose State	TBA
N.16	at Air Force	1:30 p.m. MT
N.23	Washington State	3:30 p.m. PT
N.29	at Boise State	10 a.m. MT

Hawai'i (2-2, 0-0 MW)		
A.24	Delaware State	W, 35-14
A.31	UCLA	L, 13-16
S.14	at Sam Houston State	L, 13-31
S.21	Northern Iowa	W, 36-7
<b>0.5</b>	<b>at San Diego State*</b>	<b>5 p.m. PT</b>
0.12	Boise State*	5 p.m. HT
0.19	at Washington State	TBA
0.26	Nevada*	6 p.m. HT
N.2	at Fresno State*	4 p.m. PT
N.9	UNLV*	4 p.m. HT
N.16	at Utah State*	TBA
N.30	New Mexico*	6 p.m. HT

Boise State (2-1, 0-0 MW)		
A.31	at Georgia Southern	W, 56-45
S.7	at Oregon	L, 34-37
S.21	Portland State	W, 56-14
S.28	Washington State	8 p.m. MT
0.5	Utah State*	TBA
0.12	at Hawai'i*	5 p.m. HT
0.25	at UNLV*	7:30 p.m. PT
<b>N.1</b>	<b>San Diego State*</b>	<b>6 p.m. MT</b>
N.9	Nevada*	TBA
N.16	at San Jose State*	4 p.m. PT
N.23	at Wyoming*	5 p.m. MT
N.29	Oregon State	10 a.m. MT

Utah State (1-3, 0-0 MW)		
A.31	Robert Morris	W, 36-14
S.7	at USC	L, 0-48
S.14	at Utah	L, 21-38
S.21	at Temple	L, 29-45
0.5	at Boise State*	TBA
0.11	UNLV*	7 p.m. MT
0.19	New Mexico*	2 p.m. MT
0.26	at Wyoming*	5 p.m. MT
N.9	at Washington State	TBA
N.16	Hawai'i*	TBA
<b>N.23</b>	<b>San Diego State*</b>	<b>1:30 p.m. MT</b>
N.29	at Colorado State*	TBA

California (3-1, 0-1 ACC)		
A.31	UC Davis	W, 31-13
S.7	at Auburn	W, 21-14
<b>S.14</b>	<b>San Diego State</b>	<b>W, 34-10</b>
S.21	at Florida State*	L, 9-14
0.5	Miami (Fla.)	TBA
0.12	at Pittsburgh*	TBA
0.19	NC State*	TBA
0.26	Oregon State	TBA
N.8	at Wake Forest*	5 p.m. PT
N.16	Syracuse*	TBA
N.23	Stanford*	TBA
N.30	at SMU*	TBA

Wyoming (0-4, 0-0 MW)		
A.31	at Arizona State	L, 7-48
S.7	Idaho	L, 13-17
S.14	BYU	L, 14-34
S.21	North Texas	L, 17-44
S.28	Air Force*	6 p.m. MT
<b>0.12</b>	<b>San Diego State*</b>	<b>1:30 p.m. MT</b>
0.19	at San Jose State*	TBA
0.26	Utah State*	5 p.m. MT
N.2	at New Mexico*	2 p.m. MT
N.15	at Colorado State*	6 p.m. MT
N.23	Boise State*	5 p.m. MT
N.30	at Washington State	3:30 p.m. PT

New Mexico (0-4, 0-1 MW)		
A.24	Montana State	L, 31-35
A.31	at Arizona	L, 39-61
S.14	at Auburn	L, 19-45
S.21	Fresno State*	L, 21-38
S.28	at New Mexico State	6 p.m. MT
0.12	Air Force*	5 p.m. MT
0.19	at Utah State*	2 p.m. MT
0.26	at Colorado State*	3 p.m. MT
N.2	Wyoming*	2 p.m. MT
<b>N.8</b>	<b>at San Diego State*</b>	<b>7:30 p.m. PT</b>
N.16	Washington State	3:30 p.m. PT
N.30	at Hawai'i*	6 p.m. HT

Air Force (1-2, 0-1 MW)		
A.31	Merrimack	W, 21-6
S.7	San Jose State*	L, 7-17
S.14	at Baylor	L, 3-31
S.28	at Wyoming*	6 p.m. MT
0.5	Navy	10 a.m. MT
0.12	at New Mexico*	5 p.m. MT
0.19	Colorado State*	6 p.m. MT
N.2	at Army	Noon ET
N.9	Fresno State*	TBA
N.16	Oregon State*	1:30 p.m. MT
N.23	at Nevada*	TBA
<b>N.30</b>	<b>at San Diego State*</b>	<b>TBA</b>

**LEWIS' SITUATIONAL RECORD**

<b>Overall</b>	<b>25-33</b>
at San Diego State	1-2
at Kent State	24-31
<b>Home</b>	<b>16-8</b>
San Diego, Calif.	1-1
Kent, Ohio	15-7
<b>Road</b>	<b>8-23</b>
at San Diego State	0-1
at Kent State	8-22
<b>Neutral</b>	<b>1-2</b>
Scoring 50+ Points	8-0
Scoring 40+ Points	13-1
Scoring 30+ Points	21-8
Scoring 20+ Points	25-18
Allowing 20- Points	20-31
<b>Conference Games</b>	<b>18-17</b>
MW Games	0-0
MAC Games	18-17
3-Points or Closer	5-4
7-Points or Closer	12-9

**BOWL GAMES AS A COACH**

**Kent State**

- 2021 Famous Idaho Potato Bowl
- 2019 Frisco Bowl

**NATIONAL OFFENSIVE RANKS**

**At Colorado (offensive coordinator)**

**2023**

- When Lewis was offensive coordinator:
  - 6th in passing (330.0)
  - 39th in scoring (32.1)
- After Lewis was offensive coordinator:
  - 59th in passing (224.0)
  - 100th in scoring (20.3)

**At Kent State (head coach/offensive coordinator)**

**2021**

- 3rd in rushing (248.6)
- 3rd in first downs (364)
- 4th in total offense (495.2)
- 30th in scoring (33.0)

**2020**

- 1st in scoring (49.8)
- 1st in total offense (606.5)
- 2nd in pass efficiency rating (191.2)
- 2nd in third down conversion percentage (56.1)
- 3rd in rushing (283.0)
- 3rd in fourth down conversion percentage (87.5)
- 10th in passing (323.5)

**At Syracuse (co-offensive coordinator)**

**2017**

- 18th in passing (294.8)
- 23rd in total offense (456.3)

**2016**

- 11th in passing (321.3)

**At Bowling Green (co-offensive coordinator)**

**2015**

- 4th in total offense (546.8)
- 6th in scoring (42.2)



**SEAN LEWIS**

First Season As San Diego State Head Coach (1-1)  
6th Season Overall As Head Coach (25-32)

**COACHING HIGHLIGHTS**

- Has amassed 13 years of coaching experience at the collegiate level with stops at Nebraska Omaha (2008), Akron (2011), Eastern Illinois (2012-13), Bowling Green (2014-15), Syracuse (2016-17), Kent State (2018-22) and Colorado (2023) prior to coming to The Mesa.
- One of the most innovative minds in college football over the past decade, he's seen his offenses consistently rank among the nation's leaders at each of his last four stops including the nation's highest scoring offense and best total offense at Kent State during the 2020 season - 49.8 points per game and 606.5 yards per game.
- Led Kent State to their first two bowl games in program history, appearing in the 2019 Tropical Smoothie Cafe Frisco Bowl and 2021 Famous Idaho Potato Bowl. The 2019 Frisco Bowl was also the program's first ever bowl victory, topping Utah State 51-41.
- Excluding Power 5 games, Lewis owns a 23-9 record as a head coach.

**OTHER COACHING EXPERIENCE**

- Served as the offensive coordinator/quarterbacks coach at Colorado under head coach Deion Sanders in 2023. While serving as the offensive coordinator, the Buffaloes ranked sixth in passing (330.0) and 39th in scoring (32.1).
- In five seasons at the Kent State helm, Lewis transformed a moribund program into an offensive juggernaut, with his 2021 team setting school records for plays (1,052), total yards (6,907), rushing yards (3,482), passing yards (3,425) and first downs (362). That season, the Golden Flashes boasted the third-best rushing attack in the nation while ranking fourth in total offense (495.2) ultimately clinching their second postseason berth under Lewis in the Famous Idaho Potato Bowl.
- During a shortened 2020 season, Lewis guided the Golden Flashes to a 3-1 mark, securing the program's first back-to-back winning records since 1976-77. The FlashFAST offense was on full display in those four games, leading the nation in total offense (606.5) and scoring offense (49.75) as well as ranking second in pass efficiency (191.2) and third down conversion (56.1), third in rushing (283.0) and fourth down conversion percentage (87.5), and 10th in passing (323.5).
- Lewis' 2019 season was tied for the eighth-best improvement in FBS with five additional wins from the previous year, finishing with a 7-6 overall record.
- Under Lewis' tutelage, 28 Golden Flash players earned all-conference honors and a MAC Player of the Year with quarterback Dustin Crum garnering the award in 2021.
- Prior to Kent State, Lewis spent two seasons at Syracuse where his Orange offense set or tied over 40 school records in 2017 including passing yards in a season (3,855), while its 5,290 total yards of total offense ranked second in program history.
- With Lewis on staff as the co-offensive coordinator and quarterbacks coach, Bowling Green ranked fourth nationally in total offense (546.8) during the 2015 campaign while also ranking sixth in scoring offense (42.2 ppg).
- On an individual in 2015, Falcon quarterback, and current SDSU quarterbacks coach, Matt Johnson collected MAC Offensive Player of the Year honors after finishing second nationally in both passing yards (4,946) and touchdown passes (46).

**PLAYING EXPERIENCE:**

- Lewis played at Wisconsin under legendary head coach Barry Alvarez, competing at quarterback and tight end.
- He received a pair of Big Ten all-academic honors before graduating in 2007 with a degree in agricultural sciences.

**PERSONAL:**

- Lewis and his wife, Sarah, have been together since high school and have two children. Their son, Rory, is eight years old and daughter, Kiera, is four.

**Sean Lewis Head Coaching Record**

Year	Record	League	Finish	Home	Away	Neutral	Bowl Game
2018	Kent State	2-10	1-7	6th (East)	1-4	1-6	0-0
2019	Kent State	7-6	5-3	4th (East)	4-1	2-5	1-0 Tropical Smoothie Cafe Frisco Bowl
2020	Kent State	3-1	2-1	2nd (East)	2-0	1-1	0-0
2021	Kent State	7-7	6-2	1st (East)	5-0	2-5	0-2 Famous Idaho Potato Bowl
2022	Kent State	5-7	4-4	5th (East)	3-2	2-5	0-0
<b>KSU TOTALS</b>		<b>24-31</b>	<b>18-17</b>		<b>15-7</b>	<b>8-22</b>	<b>1-2</b> 2 Bowl Appearances
2024	San Diego State	1-2	0-0		1-1	0-1	0-0
<b>SDSU TOTALS</b>		<b>1-2</b>	<b>0-0</b>		<b>1-1</b>	<b>0-1</b>	<b>0-0</b>
<b>OVERALL TOTALS</b>		<b>25-33</b>	<b>18-17</b>		<b>16-8</b>	<b>8-23</b>	<b>1-2</b> 2 Bowl Appearances

# AZTEC COACHING STAFF



**Zac Barton**

FIELD

**Special Teams Coord./TEs, 1st Year (Bloomsburg '06)**

- In first season on The Mesa, joining Coach Lewis on Dec. 5, 2023.
- Spent last season at Kansas as a special team analyst, where the Jayhawks ranked seventh in FBS in special teams according to PFF.
- Worked alongside Coach Lewis at Kent State from 2018-22 as the special teams coordinator of the Golden Flashes.
- Also had coaching stops at Winona State (2007-09, 2012-17), Memphis (2011) and Nebraska Omaha (2010).




**Eric Schmidt**

BOX

**Def. Coordinator/LBs, 1st Year (North Dakota '02)**

- In first season at SDSU, joining the Aztecs on Dec. 15, 2023.
- Spent the last two seasons as the special teams coordinator and EDGE coach at the University of Washington, helping take the Huskies into the CFP Playoff as the No. 2 seed.
- A member of the Kalen DeBoer coaching tree, Schmidt coached the defensive line coach and special teams coordinator for two seasons at Fresno State.
- Has also coached at North Dakota (2006-07, 2014-19) and Southern Illinois (2010-13) with 2012 representing his first year as a coordinator.



**Lanear Sampson**

FIELD

**Pass Game Coordinator/WRs, 1st Year (Baylor '12)**

- Is in his first season at SDSU, coming to The Mesa on Dec. 11, 2023.
- Spent two seasons as a coordinator at Austin Peay. Helped lead the Governors to a perfect 6-0 mark in ASUN play in 2023.
- Has coaching stops at Syracuse (2021, 2016-17), Central Florida (2020), McNeese State (2019) and Missouri State (2018).
- Finished fifth on Baylor's all-time receptions list and 10th in receiving yards before going pro and playing with the Colts, Cowboys and Steelers.



**Mike Schmidt**

FIELD

**Run Game Coordinator/OL, 10th Year (SDSU '08)**

- Enters the first year of his second stint as a full-time staffer at SDSU, also coaching from 2012-20. Was also a grad assistant from 2009-11.
- Coached at Syracuse and Mississippi State between stints.
- From 2012-19, Schmidt's offensive line helped the Aztecs to 10-straight bowl games and established it as one of the top rushing programs in the country, ranking top 25 in yards per carry, yards per game and touchdowns.
- A former walk-on at San Diego State from 2005-08, served as team captain as a senior.




**Rob Aurich**

FIELD

**Defensive EDGEs, 1st Year (Minnesota Duluth '10)**

- In his first year at SDSU, joining the Aztec staff on Dec. 15, 2023.
- Spent two seasons at the University of Idaho, helping the Vandals to a No. 4 ranking and their first ever FCS postseason victory in 2023.
- Coached at South Dakota for four seasons (2018-21), mentoring 12 all-MVFC selections and two all-Americans.
- Started his coaching career at Bemidji State (2014-17). As the defensive coordinator for his final three seasons, the Beavers went 24-10 and featured a top-25 defense.




**Darian Hagan**

FIELD

**Running Backs, 1st Year (Colorado '91)**

- In his first season at San Diego State, coming over with Coach Lewis from Colorado on Dec. 6, 2023.
- Spent 20 seasons on the CU staff, including 13 non-consecutive seasons as the school's running backs coach.
- Played his collegiate career with the Buffaloes as well, winning the 1989 Sporting News Player of the Year Award and the 1990 National Championship.
- Starring at quarterback, became the sixth player in NCAA history to run and pass for over 1,000 yards in the same season.



**Matt Johnson**

BOX

**Quarterbacks, 1st Year (Bowling Green '16)**

- In his first season at SDSU, joining the staff on Dec. 5, 2023.
- Reunites with Coach Lewis after playing for him at Bowling Green and coaching alongside him at both Syracuse and Kent State.
- Helped guide the KSU offense to school records and the program's first ever bowl victory at the Tropical Smoothie Cafe Frisco Bowl in 2019.
- Started at quarterback for three years at Bowling Green before signing an undrafted free agent contract with the Cincinnati Bengals.




**David Lose**

FIELD

**Defensive Line, 1st Year (Oregon State '04)**

- Joined the Aztec coaching staff on Mar. 1, 2024.
- Coached two seasons (2022-23) at Idaho mentoring a defensive line that allowed just 306.8 yards of total offense, 14th best in all of FCS.
- Has also coached at Oregon State (2019-21), Portland State (2017-18), Washington State (2011-16) and Saint Paul College (2009-10).
- Played at Oregon State, starting 18 games and playing on the Beavers' co-PAC-12 title Fiesta Bowl championship team in 2001.




**C.J. McGorisk**

FIELD

**Safeties, 1st Year (Michigan '16)**

- In his first season at San Diego State (joined staff on Dec. 15, 2023).
- Served as a defensive quality control coach at Washington, helping UW earn a CFP berth as the No. 2 seed and PAC-12 Champions.
- Has also coached at Indiana, Wake Forest, Fresno State and his alma mater, Michigan.
- Has helped mentor eight all-conference recipients in his young coaching career, and coached in three bowl games and two conference championship games.



**Demetrius Sumler**

FIELD

**Cornerbacks, 8th Year (Colorado '11)**

- Was elevated to a full-time assistant coach in 2018 and will work with the Aztec cornerbacks for the seventh straight season after spending two years as a graduate assistant.
- Has mentored eight all-MW selections and had three of his defensive backs make NFL teams following their time on The Mesa.
- Earned all-conference honors at Central Washington in 2012 as a running back following three years at Colorado.

**SAN DIEGO STATE ROSTER**

^ Utilizing extra year of eligibility offered by the NCAA due to COVID-19

<b>Alphabetical</b>		<b>Numerical</b>								
<b>No.</b>	<b>Name</b>	<b>Pos.</b>	<b>No.</b>	<b>Name</b>	<b>Pos.</b>	<b>Ht.</b>	<b>Wt.</b>	<b>Yr.</b>	<b>Exp.</b>	<b>Hometown (High School/College)</b>
76	Abdullah, Dean	OL	0	Bryce Phillips	CB	6-0	195	Sr.	TR	Long Beach, Calif. (La Habra High/Tennessee State)
71	Afalava, Tuimalu	OL	1	Chris Johnson	CB	6-0	185	Jr.	2L	Eastvale, Calif. (Eleanor Roosevelt High)
99	Alualu, Tupu	DL	2	Jaylon Armstead	RB	5-11	220	Sr.	3L	Los Angeles, Calif. (Serra High)
42	Anderson, Brady	LB	3	Ja'Shaun Poke^	WR	5-10	185	Sr.	TR	Hampton, Ga. (Dutchtown High/West Virginia)
2	Armstead, Jaylon	RB	4	Louis Brown IV	WR	6-2	195	Jr.	TR	South Los Angeles, Calif. (Inglewood High/Colorado State)
31	Badie, Jared	EDGE	5	Danny O'Neil	QB	6-0	195	Fr.	HS	Indianapolis, Ind. (Cathedral High)
90	• Ban, Arthur	TE	5	Owen Chambliss	LB	6-3	230	Fr.	TR	Corona, Calif. (Centennial High/Utah)
77	Barron, Briley	OL	6	Javance Tupou'ata-Johnson	QB	6-4	220	Fr.	RS	Oakland, Calif. (Chaminade High)
15	• Beasley, Tayvion	CB	6	Eric Butler	S	6-2	190	Jr.	2L	Corona, Calif. (Centennial High)
90	• Benjamin, Samuel	DL	7	William Nimmo Jr.^	S	6-1	205	Sr.	TR	Corona, Calif. (Mater Dei High/UCLA)
11	• Bennett, Nate	WR	7	Lucky Sutton	RB	6-1	210	So.	SQ	San Diego, Calif. (Cathedral Catholic High)
41	Berman, Jakson	CB	9	Kyle Crum	QB	6-3	195	So.	SQ	Norco, Calif. (Norco High)
13	• Beyer, Tayten	CB	9	Dalesean Staley	S	6-1	190	So.	TR	Kansas City, Mo. (Blue Springs High/Northern Iowa)
78	Borjon, Joe	OL	10	AJ Duffy	QB	6-2	220	So.	TR	Murrietta, Calif. (Rancho Verde High/Florida State)
4	Brown IV, Louis	WR	11	JD Coffey III	S	6-0	195	Sr.	1L	Kennedale, Texas (Kennedale High/Texas)
55	Brayden, Bryant	OL	11	Nate Bennett	WR	6-3	200	Sr.	TR	Simi Valley, Calif. (Grace Brethren High/Portland State)
6	• Butler, Eric	S	12	Jatavious Magee	S	6-1	195	Jr.	2L	Federal Way, Wash. (Federal Way High)
23	• Buxton, Isaiah	CB	13	Tayten Beyer	CB	5-11	180	Fr.	HS	Corona, Calif. (Centennial High)
5	• Chambliss, Owen	LB	13	Tyler Pastula^	P	6-3	220	Sr.	TR	Easton, Pa. (Easton Area High/UAlbany)
64	Chavez, Tyson	LS	14	Nick Clegg	K	6-1	180	Fr.	HS	Gilbert, Ariz. (Williams Field High)
23	• Christon, Kenan	RB	14	Phillippe Wesley II	WR	6-0	190	Jr.	1L	Grandview, Mo. (St. Bernard High (Calif.))
61	Chow, Emanuel	DL	15	Tayvion Beasley	S	5-11	170	So.	RS	Inglewood, Calif. (St. John Bosco High/Jackson State)
81	• Cianfrini, Will	WR	15	Marquez Cooper	RB	5-8	200	Sr.	TR	Gaithersburg, Md. (Quince Orchard High/Ball State)
40	Clay, Krishna	DL	16	Parker Threatt	QB	6-2	190	Fr.	HS	San Jose, Calif. (Bellarmine College Prep)
14	• Clegg, Nick	K	16	Jelani Whitmore	CB	6-0	185	Jr.	1L	Rialto, Calif. (Carter High)
11	• Coffey III, JD	S	17	Deshawn McCuin^	S	6-0	200	Sr.	1L	Jacksonville, Texas (Jacksonville High/TCU)
15	• Cooper, Marquez	RB	18	Jude Wolfe	TE	6-6	245	Sr.	TR	Laguna Hills, Calif. (St. John Bosco High/USC)
51	Cornelius, Kodi	DL	19	Jordan Napier	WR	6-2	200	Fr.	RS	Fontana, Calif. (Jurupa Hills High)
9	• Crum, Kyle	QB	20	Nick Lopez^	K	6-1	195	Sr.	TR	Huntington Beach, Calif. (Mater Dei High/Louisville)
97	Dalton, Darrion	DL	20	Cincere Rhaney	RB	5-10	200	Fr.	HS	Gardena, Calif. (Junipero Serra High)
29	• Davis, Cam	RB	21	Tano Letuli	LB	6-2	240	So.	TR	San Diego, Calif. (Cathedral Catholic High/Army)
75	Dirksen, Ryan	OL	21	Heath McRee	WR	6-0	180	Fr.	HS	Austin, Texas (Westlake High)
10	Duffy, AJ	QB	22	Max Garrison	S	5-10	190	So.	1L	Pasadena, Calif. (St. Francis HS)
69	Dutcher, Gage	OL	23	Isaiah Buxton	CB	6-0	180	Fr.	HS	San Diego, Calif. (Mater Dei High)
29	• Escano, Arnold	CB	23	Kenan Christon^	RB	5-10	190	Sr.	2L	San Diego, Calif. (Madison High/USC)
57	Fuimaono, Saipale	OL	24	Josh Hunter	S	5-9	180	So.	1L	Temecula, Calif. (Mater Dei High)
86	• Gaea, Ryan	DL	26	Nick Gardinera	RB	5-10	205	So.	SQ	San Diego, Calif. (Scripps Ranch High)
26	• Gardinera, Nick	RB	26	Joshua Goynes	S	5-11	185	Jr.	SQ	Las Vegas, Nev. (Faith Lutheran High)
88	Garretson, Gabe	TE	27	Jelani McLaughlin	S	6-0	202	Fr.	RS	San Jacinto, Calif. (Citrus Valley High)
22	Garrison, Max	S	29	Cam Davis	CB	5-8	175	Jr.	2L	Dallas, Texas (South Oak Cliff High)
26	• Goynes, Joshua	CB	29	Arnold Escano	RB	5-9	180	Sr.	1L	San Diego, Calif. (Olympian High/Southwestern College)
92	Gucake, Malik	EDGE	30	Dominic Oliver	EDGE	6-3	250	Jr.	2L	San Jose, Calif. (Valley Christian High)
35	Hamlet, Xavier	CB	31	Jared Badie	EDGE	6-3	230	So.	TR	Aurora, Ill. (Oswego East High/Illinois)
34	Harrington, Dean	LB	32	Marlem Louis^	EDGE	6-3	255	Sr.	TR	Venice, Fla. (Venice High/Richmond)
87	Harrison, Mikey	TE	33	Ezekiel Larry	EDGE	6-2	255	So.	TR	Palmdale, Calif. (Sierra Canyon High/Yale)
96	Henderson, Ryan	EDGE	34	Dean Harrington	LB	6-2	225	Fr.	HS	Thousand Oaks, Calif. (Thousand Oaks High)
56	Herman, DJ	LB	35	Xavier Hamlet	CB	5-10	175	Sr.	RS	San Diego, Calif. (Lincoln High/Grossmont College)
39	Herranen, Emil	P	36	Prince Williams	CB	6-1	185	Fr.	HS	Westlake Village, Calif. (Oaks Christian High)
62	Holec, Kai	OL	37	Jason Mitchell	CB	6-3	175	Fr.	HS	Los Angeles, Calif. (St. John Bosco High)
24	Hunter, Josh	S	38	Kurt Rossner	WR	6-4	195	Fr.	HS	Littleton, Colo. (Heritage High)
1	Johnson, Chris	CB	39	Emil Herranen	P	6-3	190	Jr.	TR	Helsinki, Finland (Del Norte High/Northern Arizona)
70	Jones, Christian	OL	40	Krishna Clay	DL	6-2	280	So.	TR	Vacaville, Calif. (Wood High/College of San Mateo)
71	Kattoula, Nikolas	OL	41	Jakson Berman	S	5-11	190	So.	TR	San Jose, Calif. (Valley Christian High/Washington)
52	Kendricks, Jayden	LB	42	Brady Anderson	LB	6-2	230	Jr.	2L	Bakersfield, Calif. (Liberty High)
33	Larry, Ezekiel	EDGE	44	Kyle Moretti	LB	6-2	240	Sr.	TR	Arvada, Colo. (Pomona High/Central Michigan)
21	• Letuli, Tano	LB	46	Gabriel Plascencia	K	6-0	230	Jr.	RS	Oakland, Calif. (Bishop O'Dowd High/College of San Mateo)
20	• Lopez, Nick	CB	47	Trey White	EDGE	6-2	245	So.	1L	San Diego, Calif. (Eastlake High)
32	Louis, Marlem	EDGE	49	Zechariah Ramirez	P	5-10	175	So.	1L	Upland, Calif. (Upland High)
12	Magee, Jatavious	S	50	Ryan Wintermeyer	LS	6-1	220	Sr.	3L	Scottsdale, Ariz. (Cactus Shadows High)
85	McClure, Jerry	WR	51	Kodi Cornelius	DL	6-1	290	Fr.	HS	Petaluma, Calif. (Casa Grande High)
17	McCuin, Deshawn	S	52	Jayden Kendricks	LB	6-2	225	So.	SQ	Chula Vista, Calif. (Eastlake High)
27	McLaughlin, Jelani	S	53	Myles Murao	OL	6-3	305	Jr.	1L	Torrance, Calif. (Mater Dei High/Washington)
65	McMahan, Tyler	OL	54	Jake Sinz	LB	6-1	220	Fr.	RS	Temecula, Calif. (Temecula Valley High)
21	• McRee, Heath	WR	55	Brayden Bryant	OL	6-2	305	Sr.	TR	Ardmore, Okla. (Ardmore High/North Dakota)
37	Mitchell, Jason	CB	56	DJ Herman	LB	6-2	235	Jr.	2L	Las Vegas, Nev. (Bishop Gorman High)
91	Mitchell, Keion	DL	57	Saipale Fuimaono	OL	6-4	310	Jr.	TR	Auto, American Samoa (Fagaitua High/Allan Hancock College)
58	Moon, Cody	LB	58	Cody Moon	LB	6-4	225	Sr.	1L	Albuquerque, N.M. (Volcano Vista High/New Mexico)
44	Moretti, Kyle	OL	59	Danny Niu	LB	5-11	225	Fr.	HS	East Palo Alto, Calif. (Serra High)
53	Murao, Myles	LB	60	Connor Poulson	LS	5-11	190	Fr.	HS	Danville, Calif. (San Ramon Valley High)
19	Napier, Jordan	WR	61	Emanuel Chow	DL	6-1	280	Fr.	HS	Los Angeles, Calif. (King/Drew Magnet High)

^ Utilizing extra year of eligibility offered by the NCAA due to COVID-19

Numerical

No.	Name	Pos.	Ht.	Wt.	Yr.	Exp.	Hometown (High School/College)
62	Kai Holec	OL	6-7	315	Fr.	HS	Seattle, Wash. (O'Dea High)
63	Ross Ulugalu-Maseuli	OL	6-4	320	Jr.	2L	San Diego, Calif. (Mater Dei High)
64	Tyson Chavez	LS	6-2	235	Jr.	SQ	San Marcos, Calif. (Mission Hills High)
65	Tyler McMahan	OL	6-5	300	Jr.	TR	Sutter Creek, Calif. (Amador High/Modesto Junior College)
66	Charlie Stewart	EDGE	6-1	225	Jr.	TR	Los Angeles, Calif. (St. Francis High/Glendale Community College)
67	Tiumalu Afalava	DL	6-2	280	Fr.	TR	Baldwin Park, Calif. (Bishop Amat High/California)
68	Ryan Silver	OL	6-4	295	Fr.	RS	San Francisco, Calif. (Junipero Serra High)
69	Gage Dutcher	OL	6-2	285	Fr.	RS	Westlake Village, Calif. (Oaks Christian High)
70	Christian Jones	OL	6-8	330	Jr.	2L	San Luis Obispo, Calif. (San Luis Obispo High)
71	Nikolas Kattoula	OL	6-5	280	Fr.	HS	San Diego, Calif. (Francis Parker High)
74	Nate Williams^	OL	6-6	310	Sr.	TR	Utica, Ohio (Newark Catholic High/Akron)
75	Ryan Dirksen	OL	6-6	300	Jr.	SQ	Vancouver, Wash. (Central Catholic High/Butte College)
76	Dean Abdullah	OL	6-4	295	Sr.	2L	Antelope, Calif. (Antelope High/American River College)
77	Briley Barron	OL	6-4	310	Fr.	RS	Texarkana, Texas (Texas High)
78	Joe Borjon	OL	6-8	330	Jr.	TR	La Puente, Calif. (Nogales High/Arizona)
81	Will Cianfrini	WR	6-4	190	Fr.	HS	Galveston, Texas (Carlsbad High (Calif.))
81	Mikey Welsh	WR	5-9	170	So.	1L	Servite, Calif. (Servite High)
82	Bobby Shaw	WR	6-2	180	Fr.	HS	Pittsburg, Calif. (Pittsburg High)
83	Mekhi Shaw	WR	5-11	185	Sr.	3L	San Diego, Calif. (Scripps Ranch High)
84	Ben Scolari	WR	6-3	185	Fr.	HS	Reno, Nev. (Bishop Manogue High)
85	Jerry McClure	WR	6-1	200	Fr.	TR	Coronado, Calif. (Mater Dei High/UCLA)
86	Ryan Gaea	DL	6-4	260	Fr.	HS	Stockton, Calif. (St. Mary's High)
87	Michael Harrison	TE	6-3	230	Sr.	TR	San Francisco, Calif. (St. Ignatius College Prep/Colorado)
88	Gabe Garretson	TE	6-4	240	So.	TR	Chico, Calif. (Pleasant Valley High/Butte College)
89	Logan Tanner	TE	6-3	235	So.	1L	Houston, Texas (St. Pius X High)
90	Arthur Ban	TE	6-5	220	Fr.	HS	Vancouver, Wash. (Evergreen High)
90	Sam Benjamin	DL	6-5	285	Jr.	TR	Oro Valley, Ariz. (Ironwood Ridge High/Arizona State)
91	Keion Mitchell	DL	6-4	275	Jr.	1L	Framingham, Mass. (Framingham High)
92	Malik Gucake	EDGE	6-3	240	Jr.	TR	Sacramento, Calif. (Sheldon High/Sacramento City College)
93	Brady Nassar	EDGE	6-5	265	So.	1L	Pleasanton, Calif. (Amador Valley High)
94	Teivis Tuoti	DL	6-4	290	Sr.	TR	Laei, Hawaii (Southeast High (Neb.)/Colorado State)
95	Ryan Wolfer	TE	6-5	235	Fr.	HS	Peoria, Ariz. (Liberty High)
96	Ryan Henderson	EDGE	6-3	255	So.	1L	Las Vegas, Nev. (Canyon Springs High)
97	Darrion Dalton	DL	6-3	275	Jr.	SQ	Apple Valley, Minn. (Saguaro High (Ariz.))
98	Zone Wierenga	EDGE	6-3	230	Jr.	TR	Chandler, Ariz. (Chandler High/City College of San Francisco)
99	Tupu Alualu^	DL	6-1	280	Sr.	1L	Honolulu, Hawaii (Moanalua High/Mt. SAC)

Alphabetical

No.	Name	Pos.
93	Nassar, Brady	EDGE
7	• Nimmo Jr., William	S
59	Niu, Danny	LB
5	• O'Neil, Danny	QB
30	Oliver, Dominic	EDGE
13	• Pastula, Tyler	P
0	Phillips, Bryce	CB
46	Plascencia, Gabriel	K
3	Poke, Ja'Shaun	WR
60	Poulson, Connor	LS
49	Ramirez, Zechariah	K/P
20	• Rhaney, Cincere	RB
38	Rosner, Kurt	WR
84	Scolari, Ben	WR
82	Shaw, Bobby	WR
83	Shaw, Mekhi	WR
68	Silver, Ryan	OL
54	Sinz, Jake	LB
9	• Staley, Dalesean	S
66	Stewart, Charlie	EDGE
7	• Sutton, Lucky	RB
89	Tanner, Logan	TE
16	• Threatt, Parker	QB
94	Tuoti, Teivis	DL
6	• Tupou'ata-Johnson, Javance	QB
63	Ulugalu-Maseuli, Ross	OL
98	Wierenga, Zone	EDGE
81	• Welsh, Mikey	WR
14	• Wesley, Phillippe	WR
47	White, Trey	EDGE
16	• Whitmore, Jelani	CB
74	Williams, Nate	OL
36	Williams, Prince	S
50	Wintermeyer, Ryan	LS
18	Wolfe, Jude	TE
95	Wolfer, Ryan	TE

\* - Duplicate Number

COACHING STAFF

**Sean Lewis** (Wisconsin '07), Head Coach, 1st season; **Zac Barton** (Bloomsburg Univ. '06, Winona State '09), Associate Head Coach/Special Teams Coordinator; **Eric Schmidt** (North Dakota '02) Defensive Coordinator/Linebackers, 1st season; **Lanear Sampson** (Baylor '12, Syracuse '18) Pass Game Coordinator/Wide Receivers; **Mike Schmidt** (San Diego State '09), Run Game Coordinator/Offensive Line, 1st season in second stint/12th season overall at SDSU; **Rob Aurich** (Minnesota Duluth '10, Bemidji State '15) Defensive Edges, 1st season; **Darian Hagan** (Colorado '96) Running Backs, 1st season; **Matt Johnson** (Bowling Green '16) Quarterbacks, 1st season; **David Lose** (Oregon State '04, Washington State '14) Defensive Line, 1st season; **C.J. McGarisk** (Michigan '16) Safeties, 1st season; **Demetrius Sumler** (Colorado '11), Cornerbacks, 7th season/9th overall; **Ryan Lindley** (San Diego State '11) Senior Offensive Analyst, 1st season/3rd season overall at SDSU; **Steve Huber** (North Dakota, '98), Defensive Analyst, 1st season; **Tahj Capehart** (Arizona '20) Graduate Assistant, 1st season/2nd season overall at SDSU; **Jayden Dawson** (Idaho State '21) Graduate Assistant, 1st season; **Parker Houston** (San Diego State '19) Graduate Assistant, 2nd season; **Tyson Maeva** (FIU '20) Graduate Assistant, 1st season; **Ruben Pena** (Hawaii '15), Director of Operations, 6th season as director of operations/7th overall; **Jeff Sobol** (Eastern Illinois '08) Head of Football Performance, 1st season; **Chris Jurek** (Cincinnati, '09) Assistant Strength & Conditioning, 8th season

PRONUNCIATION GUIDE

No. 3 Ja'Shaun Poke	jay-shawn pohk	No. 31 Jared Badie	bay-dee	No. 92 Malik Gucake	muh-leek goo-caw-key
No. 4 Louis Brown IV	lew-is	No. 53 Myles Murao	murr-ow	No. 94 Teivis Tuoti	tay-viss too-ee-ah-tee
No. 6 Javance Tupou'ata-Johnson	Too-poo-aw-tah	No. 57 Saipale Fuimaono	psy-paul-eh fwee-maw-oh-know	No. 99 Tupu Alualu	ah-loo-ah-loo
No. 7 William Nimmo	knee-mo	No. 59 Danny Niu	knee-oo		---
No. 9 Dalesean Staley	dayl-shawn	No. 63 Ross Ulugalu-Maseuli	oo-loo-gaw-loo mah-say-oo-lee	Lanear Sampson	luh-near
No. 14 Phillippe Wesley II	fuh-leap	No. 67 Tiumala Afalava	tee-u-mah-loo off-ah-lava	Rob Aurich	OAR-itch
No. 17 Deshawn McQuin	mc-queue-en	No. 76 Dean Abdullah	ab-dull-ah	David Lose	low-say
No. 21 Tano Letuli	taw-no leh-tool-ee	No. 78 Joe Borjon	bore-zhon		
No. 29 Arnold Escano	es-cawn-yo	No. 83 Mekhi Shaw	mah-KYE		











# 2024 STATISTICS

Overall: 1-2

MW: 0-0

Home: 1-1

Road: 0-1

Neutral: 0-0

**Team Statistics**

	SDSU	OPP
<b>Scoring</b>	<b>55</b>	<b>66</b>
Points per game	18.3	22.0
Points Off Turnovers	13	7
<b>First Downs</b>	<b>46</b>	<b>61</b>
Rushing	20	32
Passing	20	19
Penalty	6	10
<b>Rushing Yardage</b>	<b>436</b>	<b>575</b>
Yards gained rushing	502	655
Yards lost rushing	66	80
Rushing attempts	100	127
Average per rush	4.4	4.5
Average per game	145.3	191.7
TDs Rushing	2	5
<b>Passing Yardage</b>	<b>487</b>	<b>498</b>
Comp-Att-Int	47-87-2	56-81-2
Average per pass	5.6	6.1
Average per catch	10.4	8.9
Average per game	162.3	166.0
TDs Passing	3	4
<b>Total offense</b>	<b>923</b>	<b>1073</b>
Total plays	187	208
Average per play	4.9	5.2
Average per game	307.7	357.7
<b>Kick returns: #-Yards</b>	<b>4-56</b>	<b>6-83</b>
<b>Punt returns: #-Yards</b>	<b>6-6</b>	<b>5-41</b>
<b>Int returns: #-Yards</b>	<b>2-65</b>	<b>2-0</b>
<b>Kick return average</b>	<b>14.0</b>	<b>13.8</b>
<b>Punt return average</b>	<b>1.0</b>	<b>8.2</b>
<b>Int return average</b>	<b>32.5</b>	<b>0.0</b>
<b>Fumbles-Lost</b>	<b>2-1</b>	<b>5-2</b>
<b>Penalties-Yards</b>	<b>39-349</b>	<b>33-302</b>
Average per game	116.3	100.7
<b>Punts-Yards</b>	<b>17-728</b>	<b>14-557</b>
Average per punt	42.8	39.8
Net punt average	37.8	39.4
<b>Kickoffs-Yards</b>	<b>12-682</b>	<b>13-834</b>
Average per kick	56.8	64.2
Net kick average	39.8	42.5
<b>Time of possession / game</b>	<b>24:53</b>	<b>35:07</b>
<b>3rd-down conversion</b>	<b>13/43</b>	<b>20/46</b>
3rd-down pct	30%	43%
<b>4rd-down conversion</b>	<b>4/9</b>	<b>3/8</b>
<b>4rd-down pct</b>	<b>44%</b>	<b>38%</b>
<b>Sacks by-Yards</b>	<b>11-45</b>	<b>6-43</b>
<b>Misc Yards</b>	<b>0</b>	<b>0</b>
<b>Touchdowns scored</b>	<b>7</b>	<b>9</b>
<b>Field goals - attempts</b>	<b>2-3</b>	<b>1-5</b>
<b>On-Side kicks</b>	<b>0-0</b>	<b>0-0</b>
<b>Red-zone scores</b>	<b>(3-5) 60%</b>	<b>(8-9) 89%</b>
<b>Red-zone touchdowns</b>	<b>(2-5) 40%</b>	<b>(8-9) 89%</b>
<b>PAT-attempts</b>	<b>(5-6) 83%</b>	<b>(7-8) 88%</b>
<b>2-point conversion-attempts</b>	<b>(1-1) 100%</b>	<b>(1-1) 100%</b>
<b>Attendance</b>	<b>50498</b>	<b>35197</b>
Games / Avg per game	2/25249	1/35197
Neutral site games	-	0/0

**Score by Periods**

Team	1st	2nd	3rd	4th	OT	TOT
San Diego St.	6	0	21	28	0	55
Opponents	14	6	22	24	0	66



# 2024 SAN DIEGO STATE STATISTICS

## Team Defense

##	Player	gp	Tackles				Sacks	Pass defense			Fumbles		blkd	
			ua	a	tot	tfl/yds		no-yds	int-yds	brup	qbh	fr-yds	ff	kick
21	Tano Letuli	3	12	7	19	1.5-7	1-7	1-20	.	.	1-0	.	.	.
5	Owen Chambliss	3	6	9	15	.	.	.	.	1	.	.	.	.
47	Trey White	3	12	3	15	4-41	3-14	.	.	1	.	1	.	.
1	Chris Johnson	3	10	4	14	.	.	.	1	.	.	2	.	.
6	Eric Butler	3	11	2	13	.	.	.	1	.	.	.	.	.
9	Dalesean Staley	3	9	4	13	.	.	.	.	.	.	.	.	.
44	Kyle Moretti	3	6	5	11	.	.	.	.	.	.	.	.	.
11	JD Coffey III	3	7	4	11	.	.	1-45	.	.	.	.	.	.
17	Deshawn McCuin	3	8	2	10	.	.	.	1	.	.	.	.	.
40	Krishna Clay	3	5	5	10	1.5-6	1-5	.	.	2	1-0	.	.	.
0	Bryce Phillips	3	6	3	9	2-7	.	.	.	.	.	.	.	.
24	Josh Hunter	3	7	1	8	1-2	.	.	1	.	.	.	.	.
7	William Nimmo Jr.	3	5	2	7	.	.	.	.	.	.	.	.	.
99	Tupu Alualu	3	2	4	6	1.5-4	1.5-4	.	.	.	.	.	.	.
42	Brady Anderson	3	4	2	6	1.5-7	1-6	.	.	.	.	.	.	.
96	Ryan Henderson	3	4	1	5	1-5	1-5	.	.	.	.	.	.	.
32	Marlem Louis	3	3	2	5	1.5-2	1.5-2	.	.	.	.	.	.	.
94	Teivis Tuioti	3	2	3	5	1-2	1-2	.	.	.	.	.	.	.
58	Cody Moon	3	1	4	5	.	.	.	.	1	.	.	.	.
97	Darrion Dalton	2	2	2	4	0.5-1	.	.	.	.	.	.	.	.
30	Dominic Oliver	3	1	3	4	.	.	.	.	.	.	.	.	.
10	Bennett Walker	3	1	2	3	.	.	.	.	.	.	.	.	.
31	Jared Badie	2	2	1	3	.	.	.	.	.	.	.	.	.
56	DJ Herman	3	1	2	3	.	.	.	.	.	.	.	.	.
45	Wyatt Draeger	2	1	1	2	.	.	.	.	.	.	.	.	.
22	Max Garrison	3	1	.	1	.	.	.	.	.	.	.	.	.
16	Jelani Whitmore	3	1	.	1	.	.	.	1	.	.	.	.	.
33	Ezekiel Larry	3	1	.	1	.	.	.	.	.	.	.	.	.
27	Jelani McLaughlin	3	1	.	1	.	.	.	.	.	.	.	.	.
93	Brady Nassar	3	1	.	1	.	.	.	.	.	.	.	.	.
<b>Totals</b>		<b>3</b>	<b>133</b>	<b>78</b>	<b>211</b>	<b>17-84</b>	<b>11-45</b>	<b>2-65</b>	<b>5</b>	<b>5</b>	<b>2-0</b>	<b>3</b>	<b>0</b>	<b>0</b>
Opponents		3	101	82	183	17-70	6-43	2-0	11	12	1-0	1	1	0

## GAME SUMMARIES

Game	Score	Score by Quarters					First Downs				Rushing			Passing		Total Off.		Return Yds	Punting No-Avg.	Fumbles No-Lost	Pen. No-Yds.	Third Downs	Avg. F. Pos.	ToP	
		1	2	3	4	OT	Tot	Ru	Pa	Pn	Att	Yds	TD	C-A-I	Yds	TD	Att								Yds
SDSU	10	3	0	0	7	-																			
at California	31	7	0	14	10	-																			
Oregon State	21	7	0	0	14	-	23	14	8	1	51	237	2	17-27-0	183	1	78	420	21	5-34.2	0-0	6-65	9-19	OSU26	41:07
at SDSU	0	0	0	0	0	-	7	1	5	1	25	72	0	11-24-0	107	0	49	179	4	8-344	1-1	8-80	2-12	SDSU30	18:53
A&M-Commerce	14	0	6	8	0	-	17	7	3	7	34	63	1	18-25-1	117	1	59	180	93	6-42.2	3-2	15-124	4-12	SD 28	31:28
at SDSU	45	3	0	21	21	-	23	12	8	3	40	254	2	22-33-0	214	2	73	468	94	3-36.7	0-0	16-149	6-15	TA 29	28:32

# 2024 RED ZONE STATISTICS

## San Diego St. Inside Opponent Red-Zone

Date	Opponent	Score	Times				Rush	Pass	FGs	Failed to score inside RZ						
			In RZ	Times Scored	Total Pts	TDs				TDs	TDs	Made	FGA	Down	Int	Fumb
08/31/2024	Tex. A&M-Commerce	W 45-14	3	2	14	2	1	1	0	1	0	0	0	0	0	0
09/07/2024	Oregon St.	L 0-21	1	0	0	0	0	0	0	0	0	0	1	0	0	
09/14/2024	at California	L 10-31	1	1	3	0	0	0	1	1	0	0	0	0	0	
<b>Totals 3 of 5 (60.0%)</b>			<b>5</b>	<b>3</b>	<b>17</b>	<b>2</b>	<b>1</b>	<b>1</b>	<b>1</b>	<b>2</b>	<b>0</b>	<b>0</b>	<b>1</b>	<b>0</b>	<b>0</b>	

## Opponents Inside San Diego St. Red-Zone

Date	Opponent	Score	Times				Rush	Pass	FGs	Failed to score inside RZ					
			In RZ	Times Scored	Total Pts	TDs				TDs	TDs	Made	FGA	Down	Int
08/31/2024	Tex. A&M-Commerce	W 45-14	2	2	14	2	1	1	0	0	0	0	0	0	0
09/07/2024	Oregon St.	L 0-21	2	2	14	2	2	0	0	0	0	0	0	0	0
09/14/2024	California	L 10-31	5	4	28	4	2	2	0	1	0	0	0	0	0
<b>Totals 8 of 9 (88.9%)</b>			<b>9</b>	<b>8</b>	<b>56</b>	<b>8</b>	<b>5</b>	<b>3</b>	<b>0</b>	<b>1</b>	<b>0</b>	<b>0</b>	<b>0</b>	<b>0</b>	<b>0</b>

# 2024 SAN DIEGO STATE GAME-BY-GAME STATISTICS

Date	Opponent	Rushing				Receiving				Passing				Kick Returns				Punt Returns				tot off		
		no.	yds	td	lg	no.	yds	td	lg	cmp	att	int	yds	td	lg	no.	yds	td	lg	no.	yds		td	lg
08/31/2024	Tex. A&M-Commerce	40	254	2	47	22	214	2	44	22	33	0	214	2	44	3	46	0	44	2	3	0	3	468
09/07/2024	Oregon St.	25	72	0	10	11	107	0	35	11	24	0	107	0	35	0	0	0	0	2	4	0	5	179
09/14/2024	at California	35	110	0	17	14	166	1	40	14	30	2	166	1	40	1	10	0	11	2	-1	0	6	276
<b>San Diego St.</b>		<b>100</b>	<b>436</b>	<b>2</b>	<b>47</b>	<b>47</b>	<b>487</b>	<b>3</b>	<b>44</b>	<b>47</b>	<b>87</b>	<b>2</b>	<b>487</b>	<b>3</b>	<b>44</b>	<b>4</b>	<b>56</b>	<b>0</b>	<b>44</b>	<b>6</b>	<b>6</b>	<b>0</b>	<b>6</b>	<b>923</b>
<b>Opponents</b>		<b>127</b>	<b>575</b>	<b>5</b>	<b>60</b>	<b>56</b>	<b>498</b>	<b>4</b>	<b>41</b>	<b>56</b>	<b>81</b>	<b>2</b>	<b>498</b>	<b>4</b>	<b>41</b>	<b>6</b>	<b>83</b>	<b>0</b>	<b>20</b>	<b>5</b>	<b>41</b>	<b>0</b>	<b>14</b>	<b>1073</b>

## San Diego St. Averages

Games	Avg/ rush	Avg/ catch	Pass effic	KR avg	PR avg	All purpose avg/game	Total offense avg/game
3	4.4	10.4	107.8	14.0	1.0	350.0	307.7

Date	Opponent	Tackles				Sacks	Fumble	Pass Defense				blkd	PAT attempts			off		
		ua	a	total	tfl-yds	no-yds	ff	fr-yds	int-yds	qbh	brup	kick	kick	rush	rcv	saf	t/o	pts
08/31/2024	Tex. A&M-Commerce	47	18	65	8.0-47	5-15	2	2-0	1-45	2	3	0	4-5	1	0	0	13	45
09/07/2024	Oregon St.	52	24	76	2.0-5	0-0	1	0-0	0-0	3	1	0	0-0	0	0	0	0	0
09/14/2024	at California	34	36	70	7.0-32	6-30	0	0-0	1-20	0	1	0	1-1	0	0	0	0	10
<b>San Diego St.</b>		<b>133</b>	<b>78</b>	<b>211</b>	<b>17.0-84</b>	<b>11-45</b>	<b>3</b>	<b>2-0</b>	<b>2-65</b>	<b>5</b>	<b>5</b>	<b>0</b>	<b>5-6</b>	<b>1</b>	<b>0</b>	<b>0</b>	<b>13</b>	<b>55</b>
<b>Opponents</b>		<b>101</b>	<b>82</b>	<b>183</b>	<b>17.0-70</b>	<b>6-43</b>	<b>1</b>	<b>1-0</b>	<b>2-0</b>	<b>12</b>	<b>11</b>	<b>1</b>	<b>7-8</b>	<b>0</b>	<b>1</b>	<b>0</b>	<b>7</b>	<b>66</b>

Date	Opponent	Punting										Field Goals			Kickoffs			
		no.	yds	avg	long	blkd	tb	fc	50+	i20	md-att	long	blkd	no.	yds	avg	tb	ob
08/31/2024	Tex. A&M-Commerce	3	110	36.7	40	0	0	1	0	0	1-2	50	0	8	474	59.3	2	1
09/07/2024	Oregon St.	8	344	43.0	63	1	0	2	3	3	0-0	0	0	1	65	65.0	1	0
09/14/2024	at California	6	274	45.7	54	0	2	2	2	2	1-1	29	0	3	143	47.7	1	0
<b>San Diego St.</b>		<b>17</b>	<b>728</b>	<b>42.8</b>	<b>63</b>	<b>1</b>	<b>2</b>	<b>5</b>	<b>5</b>	<b>5</b>	<b>2-3</b>	<b>50</b>	<b>0</b>	<b>12</b>	<b>682</b>	<b>56.8</b>	<b>4</b>	<b>1</b>
<b>Opponents</b>		<b>14</b>	<b>557</b>	<b>39.8</b>	<b>47</b>	<b>0</b>	<b>0</b>	<b>5</b>	<b>0</b>	<b>4</b>	<b>1-5</b>	<b>48</b>	<b>0</b>	<b>13</b>	<b>834</b>	<b>64.2</b>	<b>9</b>	<b>0</b>



# 2024 OPPONENT GAME-BY-GAME STATISTICS

Date	Opponent	Rushing				Receiving				Passing				Kick Returns				Punt Returns				tot off		
		no.	yds	td	lg	no.	yds	td	lg	cmp	att	int	yds	td	lg	no.	yds	td	lg	no.	yds		td	lg
08/31/2024	Tex. A&M-Commerce	34	63	1	9	18	117	1	29	18	25	1	117	1	29	5	79	0	20	1	14	0	14	180
09/07/2024	Oregon St.	51	237	2	23	17	183	1	41	17	27	0	183	1	41	0	0	0	0	3	21	0	10	420
09/14/2024	at California	42	275	2	60	21	198	2	21	21	29	1	198	2	21	1	4	0	4	1	6	0	6	473
<b>Opponents</b>		<b>127</b>	<b>575</b>	<b>5</b>	<b>60</b>	<b>56</b>	<b>498</b>	<b>4</b>	<b>41</b>	<b>56</b>	<b>81</b>	<b>2</b>	<b>498</b>	<b>4</b>	<b>41</b>	<b>6</b>	<b>83</b>	<b>0</b>	<b>20</b>	<b>5</b>	<b>41</b>	<b>0</b>	<b>14</b>	<b>1073</b>
<b>San Diego St.</b>		<b>100</b>	<b>436</b>	<b>2</b>	<b>47</b>	<b>47</b>	<b>487</b>	<b>3</b>	<b>44</b>	<b>47</b>	<b>87</b>	<b>2</b>	<b>487</b>	<b>3</b>	<b>44</b>	<b>4</b>	<b>56</b>	<b>0</b>	<b>44</b>	<b>6</b>	<b>6</b>	<b>0</b>	<b>6</b>	<b>923</b>

## Opponents Averages

Games	Avg/ rush	Avg/ catch	Pass effc	KR avg	PR avg	All purpose avg/game	Total offense avg/game
3	4.5	8.9	132.1	13.8	8.2	399.0	357.7

Date	Opponent	Tackles				Sacks	Fumble	Pass Defense			blkd	PAT attempts			off			
		ua	a	total	tfl-yds	no-yds	ff	fr-yds	int-yds	qbh	brup	kick	kick	rush	rcv	saf	t/o pts	
08/31/2024	Tex. A&M-Commerce	43	36	79	7.0-30	2-17	0	0-0	0-0	5	2	0	0-1	0	1	0	0	14
09/07/2024	Oregon St.	29	12	41	4.0-10	1-5	1	1-0	0-0	3	5	1	3-3	0	0	0	0	21
09/14/2024	at California	29	34	63	6.0-30	3-21	0	0-0	2-0	4	4	0	4-4	0	0	0	0	31
<b>Opponents</b>		<b>101</b>	<b>82</b>	<b>183</b>	<b>17.0-70</b>	<b>6-43</b>	<b>1</b>	<b>1-0</b>	<b>2-0</b>	<b>12</b>	<b>11</b>	<b>1</b>	<b>7-8</b>	<b>0</b>	<b>1</b>	<b>0</b>	<b>0</b>	<b>66</b>
<b>San Diego St.</b>		<b>133</b>	<b>78</b>	<b>211</b>	<b>17.0-84</b>	<b>11-45</b>	<b>3</b>	<b>2-0</b>	<b>2-65</b>	<b>5</b>	<b>5</b>	<b>0</b>	<b>5-6</b>	<b>1</b>	<b>0</b>	<b>0</b>	<b>13</b>	<b>55</b>

Date	Opponent	Punting								Field Goals			Kickoffs					
		no.	yds	avg	long	blkd	tb	fc	50+	120	md-att	long	blkd	no.	yds	avg	tb	ob
08/31/2024	Tex. A&M-Commerce	6	253	42.2	46	0	0	3	0	1	0-0	0	0	3	177	59.0	0	0
09/07/2024	Oregon St.	5	171	34.2	45	0	0	1	0	3	0-2	0	0	4	260	65.0	4	0
09/14/2024	at California	3	133	44.3	47	0	0	1	0	0	1-3	48	0	6	397	66.2	5	0
<b>Opponents</b>		<b>14</b>	<b>557</b>	<b>39.8</b>	<b>47</b>	<b>0</b>	<b>0</b>	<b>5</b>	<b>0</b>	<b>4</b>	<b>1-5</b>	<b>48</b>	<b>0</b>	<b>13</b>	<b>834</b>	<b>64.2</b>	<b>9</b>	<b>0</b>
<b>San Diego St.</b>		<b>17</b>	<b>728</b>	<b>42.8</b>	<b>63</b>	<b>1</b>	<b>2</b>	<b>5</b>	<b>5</b>	<b>5</b>	<b>2-3</b>	<b>50</b>	<b>0</b>	<b>12</b>	<b>682</b>	<b>56.8</b>	<b>4</b>	<b>1</b>

# 2024 GAME-BY-GAME COMPARISON

Opponent	Score	First Downs			Rushing Number-Yards	Passing		Total Offense Plays-Yards	Return Yards	Turn- Overs	
		Total	Rush	Pass		Pen	Comp-Att.-Int				Yards
Tex. A&M-Commerce	45-14	23 / 17	12 / 7	8 / 3	3 / 7	40-254 / 34-63	22-33-0 / 18-25-1	214 / 117	73-468 / 59-180	94 / 93	0 / 3
Oregon St.	0-21	7 / 23	1 / 14	5 / 8	1 / 1	25-72 / 51-237	11-24-0 / 17-27-0	107 / 183	49-179 / 78-420	4 / 21	1 / 0
California	10-31	16 / 21	7 / 11	7 / 8	2 / 2	35-110 / 42-275	14-30-2 / 21-29-1	166 / 198	65-276 / 71-473	29 / 10	2 / 1
<b>Totals</b>	<b>55-66</b>	<b>46 / 61</b>	<b>20 / 32</b>	<b>20 / 19</b>	<b>6 / 10</b>	<b>100-436 / 127-575</b>	<b>47-87-2 / 56-81-2</b>	<b>487 / 498</b>	<b>187-923 / 208-1073</b>	<b>127 / 124</b>	<b>3 / 4</b>

Opponents	3rd Down Conversion	4th Down Conversion	Time of Possession	TOP Margin	Avg Yds/Rush	Avg Yds/Pass	Avg Yds/Play	Punting Number-Avg	Penalties Number-Yards	Sacks
Oregon St.	2-12 / 9-19	0-1 / 2-3	18:53 / 41:07	-22:14	2.9 / 4.6	4.5 / 6.8	3.7 / 5.4	8-43.0 / 5-34.2	8-80.0 / 6-65.0	0 / 1
California	5-16 / 7-15	2-4 / 0-3	27:15 / 32:45	-05:30	3.1 / 6.5	5.5 / 6.8	4.2 / 6.7	6-45.7 / 3-44.3	15-120.0 / 12-113.0	6 / 3
<b>Totals</b>	<b>13-43 / 20-46</b>	<b>4-9 / 3-8</b>	<b>74:40 / 105:20</b>	<b>-30:40</b>	<b>4.4 / 4.5</b>	<b>5.6 / 6.1</b>	<b>4.9 / 5.2</b>	<b>17-42.8 / 14-39.8</b>	<b>39-349.0 / 33-302.0</b>	<b>11 / 6</b>

Note: Game totals are displayed in the format TEAM/OPPONENT for each category





# 2024 GAME-BY-GAME RECEIVING STATISTICS

## #83 - Mekhi Shaw - WR

Date	Opponent	Rec.	Yds.	Avg.	TD	Lng.
A.31	Texas A&M-Commerce	0	0	0.0	0	0
S.7	Oregon State	0	0	0.0	0	0
S.14	at California	0	0	0.0	0	0
S.28	at Central Michigan					
0.5	Hawai'i*					
0.12	at Wyoming*					
0.26	Washington State					
N.1	at Boise State*					
N.8	New Mexico*					
N.16	at UNLV*					
N.23	at Utah State*					
N.30	Air Force*					
<b>2024 Totals</b>		<b>0</b>	<b>0</b>	<b>0.0</b>	<b>0</b>	<b>0</b>
<b>2023</b>		<b>28</b>	<b>375</b>	<b>13.4</b>	<b>2</b>	<b>69</b>
<b>2022</b>		<b>29</b>	<b>349</b>	<b>12.0</b>	<b>3</b>	<b>51</b>
<b>2021</b>		<b>4</b>	<b>42</b>	<b>10.5</b>	<b>0</b>	<b>15</b>
<b>CAREER (37-13 GP-GS)</b>		<b>61</b>	<b>766</b>	<b>12.5</b>	<b>5</b>	<b>69</b>

\*. Mountain West game.

## #14 - Phillippe Wesley - WR

Date	Opponent	Rec.	Yds.	Avg.	TD	Lng.
A.31	Texas A&M-Commerce	-	-	-	-	-
S.7	Oregon State	-	-	-	-	-
S.14	at California	-	-	-	-	-
S.28	at Central Michigan					
0.5	Hawai'i*					
0.12	at Wyoming*					
0.26	Washington State					
N.1	at Boise State*					
N.8	New Mexico*					
N.16	at UNLV*					
N.23	at Utah State*					
N.30	Air Force*					
<b>2024 Totals</b>		<b>-</b>	<b>-</b>	<b>-</b>	<b>-</b>	<b>-</b>
<b>2023</b>		<b>11</b>	<b>124</b>	<b>11.3</b>	<b>0</b>	<b>17</b>
<b>2022</b>		<b>1</b>	<b>9</b>	<b>9.0</b>	<b>0</b>	<b>9</b>
<b>CAREER (12-3 GP-GS)</b>		<b>4</b>	<b>133</b>	<b>11.1</b>	<b>0</b>	<b>17</b>

\*. Mountain West game.

## #18 - Jude Wolfe - TE

Date	Opponent	Rec.	Yds.	Avg.	TD	Lng.
A.31	Texas A&M-Commerce	3	14	4.7	0	6
S.7	Oregon State	1	4	4.0	0	4
S.14	at California	3	32	10.7	0	18
S.28	at Central Michigan					
0.5	Hawai'i*					
0.12	at Wyoming*					
0.26	Washington State					
N.1	at Boise State*					
N.8	New Mexico*					
N.16	at UNLV*					
N.23	at Utah State*					
N.30	Air Force*					
<b>2024 Totals</b>		<b>7</b>	<b>50</b>	<b>7.1</b>	<b>0</b>	<b>18</b>
<b>2023<sup>^</sup></b>		<b>2</b>	<b>5</b>	<b>2.5</b>	<b>1</b>	<b>3</b>
<b>2022<sup>^</sup></b>		<b>0</b>	<b>0</b>	<b>0.0</b>	<b>0</b>	<b>0</b>
<b>2021<sup>^</sup></b>		<b>8</b>	<b>56</b>	<b>7.0</b>	<b>0</b>	<b>18</b>
<b>2020<sup>^</sup></b>		<b>2</b>	<b>5</b>	<b>2.5</b>	<b>0</b>	<b>4</b>
<b>2019<sup>^</sup></b>		<b>0</b>	<b>0</b>	<b>0.0</b>	<b>0</b>	<b>0</b>
<b>CAREER</b>		<b>19</b>	<b>116</b>	<b>6.1</b>	<b>1</b>	<b>18</b>

\*. Mountain West game. <sup>^</sup> - at USC.

# 2024 GAME-BY-GAME PASSING STATISTICS

## #9 - Kyle Crum - QB

Date	Opponent	Cmp.	Att.	Pct.	Int.	TD	Yds.	Rtg.
A.31	Texas A&M-Commerce	-did not play-						
S.7	Oregon State	-did not play-						
S.14	at California	-did not play-						
S.28	at Central Michigan							
0.5	Hawai'i*							
0.12	at Wyoming*							
0.26	Washington State							
N.1	at Boise State*							
N.8	New Mexico*							
N.16	at UNLV*							
N.23	at Utah State*							
N.30	Air Force*							
<b>2024 Totals</b>		-	-	-	-	-	-	-
<b>2023</b>		0	0	0.0	0	0	0	0.00
<b>2022</b>		5	17	29.4	1	1	53	63.25
<b>CAREER (3-0 GP-GS)</b>		5	17	29.4	1	1	53	63.25

\*- Mountain West game.

## #5 - Danny O'Neil - QB

Date	Opponent	Cmp.	Att.	Pct.	Int.	TD	Yds.	Rtg.
A.31	Texas A&M-Commerce	22	33	66.7	0	2	214	141.14
S.7	Oregon State	11	24	45.8	0	0	107	83.28
S.14	at California	-out; injury-						
S.28	at Central Michigan							
0.5	Hawai'i*							
0.12	at Wyoming*							
0.26	Washington State							
N.1	at Boise State*							
N.8	New Mexico*							
N.16	at UNLV*							
N.23	at Utah State*							
N.30	Air Force*							
<b>2024 Totals</b>		33	57	57.9	0	2	321	116.78
<b>CAREER (2-2 GP-GS)</b>		33	57	57.9	0	2	321	116.78

\*- Mountain West game.

## #10 - AJ Duffy - QB

Date	Opponent	Cmp.	Att.	Pct.	Int.	TD	Yds.	Rtg.
A.31	Texas A&M-Commerce	-did not play-						
S.7	Oregon State	-did not play-						
S.14	at California	-did not play-						
S.28	at Central Michigan							
0.5	Hawai'i*							
0.12	at Wyoming*							
0.26	Washington State							
N.1	at Boise State*							
N.8	New Mexico*							
N.16	at UNLV*							
N.23	at Utah State*							
N.30	Air Force*							
<b>2024 Totals</b>		0	0	0.0	0	0	0	0.00
<b>2023</b>		2	7	28.6	0	1	26	106.91
<b>CAREER (4-0 GP-GS)</b>		2	7	28.6	0	1	26	106.91

\*- Mountain West game.

## #6 - Javance Tupou'ata-Johnson - QB

Date	Opponent	Cmp.	Att.	Pct.	Int.	TD	Yds.	Rtg.
A.31	Texas A&M-Commerce	0	0	0.0	0	0	0	0.0
S.7	Oregon State	-did not play-						
S.14	at California	13	29	44.8	2	1	156	87.60
S.28	at Central Michigan							
0.5	Hawai'i*							
0.12	at Wyoming*							
0.26	Washington State							
N.1	at Boise State*							
N.8	New Mexico*							
N.16	at UNLV*							
N.23	at Utah State*							
N.30	Air Force*							
<b>2024 Totals</b>		13	29	44.8	2	1	156	87.60
<b>2023</b>		0	0	0.0	0	0	0	0.00
<b>CAREER (2-1 GP-GS)</b>		13	29	44.8	2	1	156	87.60

\*- Mountain West game.



# 2024 GAME-BY-GAME PUNTING STATISTICS

## #13 - Tyler Pastula - P

Date	Opponent	No.	Yards	Avg.	Long	TB	FC	In.20	50+	Blk.	Net Yds.	Net Avg.
A.31	Texas A&M-Commerce	3	110	36.7	40	0	1	0	0	0	96	32.0
S.7	Oregon State	7	340	48.6	63	0	1	3	3	1	319	45.6
S.14	at California	6	274	45.7	54	2	2	2	2	0	228	38.0
S.28	at Central Michigan											
O.5	Hawai'i*											
O.12	at Wyoming*											
O.26	Washington State											
N.1	at Boise State*											
N.8	New Mexico*											
N.16	at UNLV*											
N.23	at Utah State*											
N.30	Air Force*											
<b>2024 Totals</b>		<b>16</b>	<b>724</b>	<b>45.3</b>	<b>63</b>	<b>2</b>	<b>4</b>	<b>5</b>	<b>5</b>	<b>1</b>	<b>643</b>	<b>40.2</b>
<b>2023%</b>		<b>61</b>	<b>2,602</b>	<b>42.7</b>	<b>68</b>	<b>6</b>	<b>15</b>	<b>16</b>	<b>13</b>	<b>1</b>	<b>2,263</b>	<b>37.1</b>
<b>2022%</b>		<b>42</b>	<b>1,798</b>	<b>42.8</b>	<b>73</b>	<b>3</b>	<b>14</b>	<b>15</b>	<b>7</b>	<b>1</b>	<b>1,566</b>	<b>37.3</b>
<b>2021^</b>		<b>62</b>	<b>2,637</b>	<b>42.5</b>	<b>56</b>	<b>3</b>	<b>19</b>	<b>24</b>	<b>13</b>	<b>1</b>	<b>2,238</b>	<b>36.1</b>
<b>2020^</b>		<b>37</b>	<b>1,424</b>	<b>39.6</b>	<b>69</b>	<b>2</b>	<b>9</b>	<b>10</b>	<b>4</b>	<b>3</b>	<b>1,243</b>	<b>33.6</b>
<b>CAREER</b>		<b>212</b>	<b>8,571</b>	<b>40.4</b>	<b>73</b>	<b>14</b>	<b>59</b>	<b>68</b>	<b>40</b>	<b>7</b>	<b>7,679</b>	<b>36.2</b>

\* - Mountain West game. % - at UAlbany. ^ - at Delaware.

## #39 - Emil Herranen - P

Date	Opponent	No.	Yards	Avg.	Long	TB	FC	In.20	50+	Blk.	Net Yds.	Net Avg.
A.31	Texas A&M-Commerce	-did not play-										
S.7	Oregon State	-did not play-										
S.14	at California	-did not play-										
S.28	at Central Michigan											
O.5	Hawai'i*											
O.12	at Wyoming*											
O.26	Washington State											
N.1	at Boise State*											
N.8	New Mexico*											
N.16	at UNLV*											
N.23	at Utah State*											
N.30	Air Force*											
<b>2024 Totals</b>		<b>-</b>	<b>-</b>	<b>-</b>	<b>-</b>	<b>-</b>	<b>-</b>	<b>-</b>	<b>-</b>	<b>-</b>	<b>-</b>	<b>-</b>
<b>2023^</b>		<b>22</b>	<b>856</b>	<b>38.9</b>	<b>52</b>	<b>0</b>	<b>5</b>	<b>3</b>	<b>2</b>	<b>0</b>	<b>845</b>	<b>38.4</b>
<b>2022^</b>		<b>50</b>	<b>2,089</b>	<b>41.8</b>	<b>63</b>	<b>2</b>	<b>11</b>	<b>7</b>	<b>8</b>	<b>0</b>	<b>1,633</b>	<b>32.7</b>
<b>CAREER</b>		<b>72</b>	<b>2,945</b>	<b>40.9</b>	<b>63</b>	<b>2</b>	<b>16</b>	<b>10</b>	<b>10</b>	<b>0</b>	<b>2,478</b>	<b>34.4</b>

\* - Mountain West game. ^ - at Northern Arizona.



## 2024 GAME-BY-GAME KICKING STATISTICS

## #46 - Gabriel Plascencia - K

Date	Opponent	Extra Points			Field Goals				Total Pts.	Kickoffs				
		Made	Att.	Pct.	Made	Att.	Pct.	Long		No.	Yards	Avg.	TB	OB
A.31	Texas A&M-Commerce	0	1	0.0	1	2	50.0	50	3	5	278	55.6	0	1
S.7	Oregon State	0	0	0.0	0	0	0.0	0	0	1	65	65.0	1	0
S.14	at California	<i>-did not play-</i>			<i>-did not play-</i>					<i>-did not play-</i>				
S.28	at Central Michigan													
O.5	Hawai'i*													
O.12	at Wyoming*													
O.26	Washington State													
N.1	at Boise State*													
N.8	New Mexico*													
N.16	at UNLV*													
N.23	at Utah State*													
N.30	Air Force*													
<b>2024 Totals</b>		<b>0</b>	<b>1</b>	<b>0.0</b>	<b>1</b>	<b>2</b>	<b>50.0</b>	<b>50</b>	<b>3</b>	<b>6</b>	<b>343</b>	<b>57.2</b>	<b>1</b>	<b>1</b>
<b>2023</b>		<b>2</b>	<b>3</b>	<b>66.7</b>	<b>4</b>	<b>4</b>	<b>100.0</b>	<b>46</b>	<b>14</b>	<b>16</b>	<b>992</b>	<b>62.0</b>	<b>2</b>	<b>1</b>
<b>CAREER</b>		<b>2</b>	<b>3</b>	<b>66.7</b>	<b>5</b>	<b>6</b>	<b>83.3</b>	<b>50</b>	<b>17</b>	<b>22</b>	<b>1,335</b>	<b>60.7</b>	<b>3</b>	<b>2</b>

\* - Mountain West game.

## #20 - Nick Lopez - K

Date	Opponent	Extra Points			Field Goals				Total Pts.	Kickoffs				
		Made	Att.	Pct.	Made	Att.	Pct.	Long		No.	Yards	Avg.	TB	OB
A.31	Texas A&M-Commerce	4	4	100.0	0	0	0.0	0	4	3	196	65.3	2	0
S.7	Oregon State	<i>-did not play-</i>			<i>-did not play-</i>					<i>-did not play-</i>				
S.14	at California	1	1	100.0	1	1	100.0	29	3	3	143	47.7	1	0
S.28	at Central Michigan													
O.5	Hawai'i*													
O.12	at Wyoming*													
O.26	Washington State													
N.1	at Boise State*													
N.8	New Mexico*													
N.16	at UNLV*													
N.23	at Utah State*													
N.30	Air Force*													
<b>2024 Totals</b>		<b>5</b>	<b>5</b>	<b>100.0</b>	<b>1</b>	<b>1</b>	<b>100.0</b>	<b>29</b>	<b>7</b>	<b>6</b>	<b>339</b>	<b>56.5</b>	<b>3</b>	<b>0</b>
<b>2023%</b>		<b>11</b>	<b>11</b>	<b>100.0</b>	<b>1</b>	<b>1</b>	<b>100.0</b>	<b>40</b>	<b>3</b>	<b>0</b>	<b>0</b>	<b>0.0</b>	<b>0</b>	<b>0</b>
<b>2022^</b>		<b>0</b>	<b>0</b>	<b>0.0</b>	<b>0</b>	<b>0</b>	<b>0.0</b>	<b>0</b>	<b>0</b>	<b>0</b>	<b>0</b>	<b>0.0</b>	<b>0</b>	<b>0</b>
<b>2021^</b>		<b>0</b>	<b>0</b>	<b>0.0</b>	<b>1</b>	<b>1</b>	<b>100.0</b>	<b>34</b>	<b>3</b>	<b>3</b>	<b>183</b>	<b>61.0</b>	<b>2</b>	<b>0</b>
<b>2020^</b>		<b>0</b>	<b>0</b>	<b>0.0</b>	<b>0</b>	<b>0</b>	<b>0.0</b>	<b>0</b>	<b>0</b>	<b>0</b>	<b>0</b>	<b>0.0</b>	<b>0</b>	<b>0</b>
<b>CAREER</b>		<b>16</b>	<b>16</b>	<b>100.0</b>	<b>3</b>	<b>3</b>	<b>100.0</b>	<b>40</b>	<b>13</b>	<b>9</b>	<b>522</b>	<b>58.0</b>	<b>5</b>	<b>0</b>

\* - Mountain West game. % - at Louisville. ^ at California.









# 2024 SAN DIEGO STATE PARTICIPATION

## PARTICIPATION CHART

No.	Name	TAMC	OSU	CAL	CMU	UH	WYO	WSU	BSU	UNM	UNLV	USU	AFA
76	ABDULLAH, Dean	X	X	-									
99	ALUALU, Tupu	X	X	X									
42	ANDERSON, Brady	X	X	X									
2	ARMSTEAD, Jaylon	X	X	X									
31	BADIE, Jared •	X	X	-									
15	BEASLEY, Tayvion •	X	X	X									
90	BENJAMIN, Sam § •	GS (DL)	GS (DL)	GS (DL)									
11	BENNETT, Nate § •	GS (WR)	GS (WR)	GS (WR)									
78	BORJON, Joseph § •	GS (LT)	-	-									
80	BROOKS, Baylin	X	X	X									
4	BROWN IV, Louis § •	GS (WR)	GS (WR)	GS (WR)									
55	BRYANT, Brayden § •	GS (C)	GS (C)	GS (C)									
6	BUTLER, Eric §	GS (FS)	GS (FS)	X									
5	CHAMBLISS, Owen § •	GS (WILL)	GS (WILL)	GS (WILL)									
64	CHAVEZ, Tyson	X	-	-									
40	CLAY, Krishna § •	GS (DL)	GS (DL)	GS (DL)									
11	COFFEY III, JD	X	X	X									
15	COOPER, Marquez § •	GS (RB)	GS (RB)	GS (RB)									
97	DALTON, Darrion	-	X	X									
75	DIRKSEN, Ryan	-	-	X									
45	DRAEGER, Wyatt	X	X	-									
29	ESCANO, Arnold	X	X	X									
57	FUIMAONO, Saipale •	X	-	-									
88	GARRETSON, Gabe •	X	X	X									
22	GARRISON, Max	X	X	X									
92	GUCAKE, Malik •	X	-	X									
35	HAMLETT, Xavier •	X	X	X									
87	HARRISON, Michael •	X	X	X									
96	HENDERSON, Ryan	X	X	X									
56	HERMAN, DJ	X	X	X									
24	HUNTER, Josh	X	X	X									
1	JOHNSON, Chris §	GS (CB)	GS (CB)	GS (CB)									
70	JONES, Christian	GS (LG)	GS (LT)	GS (LT)									
33	LARRY, Ezekiel •	X	X	X									
21	LETULI, Tano § •	GS (SAM)	GS (SAM)	GS (SAM)									
20	LOPEZ, Nick •	X	-	X									
32	LOUIS, Marlem •	X	X	GS (DL)									
12	MAGEE, Jatavious	X	X	X									
17	McCUIN, Deshawn	X	X	GS (STUD)									
27	McLAUGHLIN, Jelani	X	X	X									
65	McMAHAN, Tyler •	X	-	X									
91	MITCHELL, Keion	X	X	-									
58	MOON, Cody	X	X	X									
44	MORETTI, Kyle •	X	X	X									
53	MURAO, Myles	X	GS (LG)	GS (LG)									
19	NAPIER, Jordan	X	X	X									
93	NASSAR, Brady §	GS (DL)	GS (DL)	X									
7	NIMMO Jr., William •	X	X	GS (FS)									
5	O'NEIL, Danny § •	GS (QB)	GS (QB)	-									
30	OLIVER, Dominic	X	X	X									
13	PASTULA, Tyler •	X	X	X									
0	PHILLIPS, Bryce § •	GS (CB)	GS (CB)	GS (CB)									
46	PLASCENCIA, Gabriel	X	X	-									
3	POKE, Ja'Shaun § •	GS (WR)	GS (WR)	GS (WR)									
83	SHAW, Mekhi	X	X	X									
68	SILVER, Ryan •	X	X	X									
9	STALEY, Dalesean § •	GS (R)	GS (R)	GS (R)									
7	SUTTON, Lucky	X	-	X									
94	TUJOTI, Teivis § •	GS (DL)	GS (DL)	X									
6	TUPOU'ATA-JOHNSON, Javance •	X	-	GS (QB)									
63	ULUGALU-MASEULI, Ross	GS (RG)	GS (RG)	GS (RG)									
10	WALKER, Bennett •	X	X	X									
81	WELSH, Mikey	X	-	-									
47	WHITE, Trey	GS (DL)	GS (DL)	GS (DL)									
16	WHITMORE, Jelani	X	X	X									
74	WILLIAMS, Nate § •	GS (RT)	GS (RT)	GS (RT)									
36	WILLIAMS, Prince •	X	-	-									
50	WINTERMEYER, Ryan	X	X	X									
18	WOLFE, Jude § •	GS (TE)	GS (TE)	GS (TE)									

§ - made first career San Diego State start this season. • - made first San Diego State appearance this season. Bold RED indicates a player who has started every game this season. Bold BLACK indicates a player has played in every game this season.

# 2024 SAN DIEGO STATE STARTERS/PARTICIPATION

## OFFENSIVE STARTERS

Position	TAMC	OSU	CAL	CMU	UH	WYO	WSU	BSU	UNM	UNLV	USU	AFA
LT	Borjon	Jones	Jones									
LG	Jones	Murao	Murao									
C	Bryant	Bryant	Bryant									
RG	Ulugalu-Maseuli	Ulugalu-Maseuli	Ulugalu-Maseuli									
RT	N. Williams	N. Williams	N. Williams									
TE	Wolfe	Wolfe	Wolfe									
QB	O'Neil	O'Neil	Tupou'ata-Johnson									
RB	Cooper	Cooper	Cooper									
WR	Bennett	Bennett	Bennett									
WR	Brown IV	Brown IV	Brown IV									
WR	Poke	Poke	Poke									

## DEFENSIVE STARTERS

Position	TAMC	OSU	CAL	CMU	UH	WYO	WSU	BSU	UNM	UNLV	USU	AFA
DE	Nassar	Nassar	Louis									
DT	Benjamin	Benjamin	Benjamin									
DT	Clay	Clay	Clay									
DT	Tuioti	Tuioti										
DE	White	White	White									
SAM	Letuli	Letuli	Letuli									
WILL	Chambliss	Chambliss	Chambliss									
CB	Johnson	Johnson	Johnson									
FS	Butler	Butler	Nimmo									
STUD			McCuin									
SS	Staley	Staley	Staley									
CB	Phillips	Phillips	Phillips									

## SPECIALIST STARTERS

Position	TAMC	OSU	CAL	CMU	UH	WYO	WSU	BSU	UNM	UNLV	USU	AFA
KO	Plascencia	Plascencia	Lopez									
PK	Plascencia	-	Lopez									
Holder	Pastula	-	Pastula									
Punter	Pastula	Pastula	Pastula									
LS	Wintermeyer	Wintermeyer	Wintermeyer									
KOR	Poke	Poke	Poke									

## PARTICIPATION CHART

	TAMC	OSU	CAL	CMU	UH	WYO	WSU	BSU	UNM	UNLV	USU	AFA
<b>Dressed</b>	<b>80</b>	<b>80</b>	<b>72</b>									
<b>Played</b>	<b>67</b>	<b>58</b>	<b>58</b>									
Seniors	26	24	23									
Juniors	19	16	17									
Sophomores	15	13	13									
Freshman (RS/True)	7	5	5									
<b>Started</b>	<b>22</b>	<b>22</b>	<b>22</b>									
Seniors	8	7	10									
Juniors	7	8	6									
Sophomores	5	5	4									
Freshman (RS/True)	2	2	2									
<b>Making SDSU Debut</b>	<b>30</b>	<b>0</b>	<b>1</b>									
<b>Making 1st SDSU Start</b>	<b>19</b>	<b>0</b>	<b>1</b>									

## CAREER START CHART (Offense/Defense)

Player, Pos.	Yr.	Career Starts	Consecutive Starts	Yearly Total					
				2024	2023	2022	2021	2020	2019
Marquez Cooper, RB	Sr.	44	35	3	12	12	13	4	-
Nate Bennett, WR	Sr.	34	3	3	9	11	11	0	-
Nate Williams, OL	Sr.	30	27	3	11	13	4	0	-
Marlem Louis, EDGE	Sr.*	28	1	1	13	10	4	0	RS
Bryce Phillips, CB	Sr.	25	25	3	11	11	JC	-	-
Kyle Moretti, LB	Sr.	22	0	0	9	12	1	-	-
Ja'Shaun Poke, WR	Sr.*	20	3	3	0	5	8	4	RS
Ross Ulugalu-Maseuli, OL	Jr.	19	3	3	10	6	RS	-	-
Cody Moon, LB	Sr.	14	0	0	5	9	0	-	-
Dalesean Staley, S	So.	14	14	3	11	RS	-	-	-
Brayden Bryant, OL	Sr.	13	3	3	0	10	-	-	-
Kenan Christon, RB	Sr.*	13	0	0	10	0	0	0	3
Mekhi Shaw, WR	Sr.	13	0	0	7	5	1	RS	-
Tupu Alualu, DL	Sr.	12	12	0	12	JC	JC	-	-
Louis Brown IV, WR	Jr.	12	3	3	7	2	-	-	-
Dean Abdullah, OL	Sr.	10	0	0	7	3	-	-	-
Christian Jones, OL	Jr.	9	3	3	6	0	RS	-	-
Michael Harrison, TE	Sr.	6	1	0	4	2	0	RS	-
Myles Murao, OL	Jr.	8	2	2	6	0	RS	-	-
Josh Hunter, S	So.	5	5	0	5	RS	-	-	-
Jaylon Armstead, RB	Sr.	4	2	0	2	2	0	RS	-
Joseph Borjon, OL	Jr.	4	2	1	3	0	-	-	-
Deshaun McCuin, S	Sr.*	4	1	1	2	0	1	0	RS
Trey White, EDGE	So.	4	4	3	1	RS	-	-	-

Player, Pos.	Yr.	Career Starts	Consecutive Starts	Yearly Total					
				2024	2023	2022	2021	2020	2019
Sam Benjamin, DL	Jr.	3	3	3	0	0	-	-	-
Krishna Clay, DL	So.	3	3	3	-	-	-	-	-
Chris Johnson, CB	Jr.	3	3	3	0	0	-	-	-
Ezekiel Larry, EDGE	So.	3	0	0	3	RS	-	-	-
Tano Letuli, LB	So.	3	3	3	0	-	-	-	-
Phillippe Wesley, WR	Jr.	3	0	0	3	0	RS	-	-
Jude Wolfe, TE	Sr.*	3	3	3	0	0	0	0	RS
Eric Butler	Jr.	2	0	2	0	0	-	-	-
Danny O'Neil, QB	Fr.	2	2	2	-	-	-	-	-
Brady Nassar, EDGE	So.	2	0	2	0	-	-	-	-
William Nimmo Jr., S	Sr.*	2	1	1	1	0	0	0	-
Tevis Tuioti, DL	Sr.	2	0	2	0	0	0	RS	-
Brady Anderson, LB	Jr.	1	0	0	1	RS	0	-	-
JD Coffey II, S	Sr.	1	0	0	1	0	0	-	-
Cam Davis, RB	Jr.	1	0	0	1	0	RS	-	-

\* - Utilizing extra year of eligibility offered by the NCAA due to COVID-19 pandemic

# 2024 MISCELLANEOUS STATISTICS

## MISCELLANEOUS

Game	Coin Toss	KO/Receive	1st Off. Play	1st Off. Poss	1st Def. Poss.	Game Time	Game Length	Jersey	Pants	Result
A&M-Commerce	TAMUC won, def.	Receive	Cooper rush	Punt	TO on Downs	5:05 p.m. PT	3:21	Black	Black	W, 45-14
Oregon State	OSU won, def.	Receive	O'Neil pass (inc.)	Punt	Touchdown	7:37 p.m. PT	3:00	Black	Black	L, 0-21
at California	CAL won, rec.	KO	Cooper rush	Punt	Punt	7:35 p.m. PT	3:28	White	Black	L, 10-31

## AVERAGE STARTING FIELD POSITION

Category	San Diego State	Opponents
Drives Started	36	37
Cumulative Starting Yard Line	1,068	1,072
Average Field Position	Own 29.67	Own 28.97
Drives Started in Opponent Territory/Att. to Score	3/2	4/4
Scores/Touchdowns, Field Goals	3/0,1	3/2,1
Points	3	17
Drives Started (Inside/At Own 25)	36 (11/9)	37 (7/7)
Points Scored (TDs/FGs)	24 (3/1)	34 (5/0)

\* - kick/punt returns for a touchdown not included. & - overtime possessions not included

## SDSU OFFENSIVE POSSESSIONS (DEF/ST SCORES NOT INCLUDED)

Game	Poss.	TD	FG	MFG	Punt	TO	Clock	Downs	3&Out*	PPP <sup>^</sup>
A&M-Comm.++	11	4	1	1	3	0	0	2	2	2.45
Oregon State	12	0	0	0	8	1	2	0	5	0.00
at California	13	1	1	0	6	2	2	1	3	0.69

\* - less if there is a turnover or end of half; must not have earned a first down or scored points. + - indicates team scored a non-offensive touchdown. & - overtime possession included. # - possession/turnover not included when offense never had ball (turnover on special teams). ^ - PATs/2-pt. not included. • - also includes free kick after a safety. @ - safety included

## OPPONENT OFFENSIVE POSSESSIONS (DEF/ST SCORES NOT INCLUDED)

Game	Poss.	TD	FG	MFG	Punt	TO	Clock	Downs	3&Out*	PPP <sup>^</sup>
A&M-Commerce	13	2	0	0	6	3	1	1	4	0.46
Oregon State	11	3	0	2	5	0	0	0	1	1.64
at California	13	4	1	1	3	1	0	1	2	2.08

\* - less if there is a turnover or end of half; must not have earned a first down or scored points. + - indicates team scored a non-offensive touchdown. & - overtime possession included. # - possession/turnover not included when offense never had ball (turnover on special teams). ^ - PATs/2-pt. not included. • - also includes free kick after a safety.

## DRIVE ANALYSIS

Game	SDSU		OPPONENT	
	TD	FG	TD	FG
A&M-Commerce	6 <sup>^</sup>	1	2	0
Oregon State	0	0	3	0
at California	1	1	4	1
<b>TOTALS</b>	<b>7</b>	<b>2</b>	<b>9</b>	<b>1</b>

<sup>^</sup> - indicates team scored a non-offensive touchdown. & - overtime drives included

## GAME-OPENING DRIVE

Game	SDSU			OPPONENT		
	Pts.	FD	Yds.	Pts.	FD	Yds.
A&M-Commerce	0	0	-9 <sup>^</sup>	0	1	18
Oregon State	0	0	6 <sup>^</sup>	7	3	53
at California	0	1	20	0	0	3
<b>TOTALS</b>	<b>0</b>	<b>1</b>	<b>17</b>	<b>0</b>	<b>4</b>	<b>74</b>
<b>AVERAGES</b>	<b>0.0</b>	<b>0.0</b>	<b>5.7</b>	<b>2.3</b>	<b>1.3</b>	<b>24.7</b>

<sup>^</sup> - indicates possession ended in a 3-and-out

## OPENING SECOND-HALF DRIVE

Game	SDSU			OPPONENT		
	Pts.	FD	Yds.	Pts.	FD	Yds.
A&M-Commerce	7	1	66	0	1 <sup>p</sup>	3
Oregon State	0	0	4 <sup>^</sup>	0	1	16
at California	0	0	9 <sup>^</sup>	7	2	85
<b>TOTALS</b>	<b>7</b>	<b>1</b>	<b>79</b>	<b>7</b>	<b>4</b>	<b>104</b>
<b>AVERAGES</b>	<b>2.3</b>	<b>0.3</b>	<b>26.3</b>	<b>2.3</b>	<b>1.3</b>	<b>34.7</b>

<sup>^</sup> - indicates possession ended in a 3-and-out. <sup>p</sup> - indicates first down gained by penalty.



# 2024 MISCELLANEOUS STATISTICS

## SDSU SCORING DRIVES

Opponent	Plays	Drive Yds.	TOP	Type Of Score	Qtr/Time	Drive Start	Scoring Play
A&M-Comm.	16	48	5:27	FG	1st/0:28	SDSU21	Plascencia 50-yd field goal
	6	66	1:54	TD	3rd/11:34	SDSU34	Cooper 47-yd run
	3	62	0:44	TD	3rd/6:36	SDSU38	Brown 44-yd pass f/O'Neil
	7	95	2:17	TD	4th/14:55	SDSU5	Cooper 7-yd run
	7	79	4:28	TD	4th/6:57	SDSU21	Napier 8-yd pass f/O'Neil
Oregon State	N/A						
at California	8	29	3:40	FG	1st/5:42	CAL40	Lopez 29-yd field goal
	7	75	2:28	TD	4th/11:05	SDSU25	Napier 40-yd pass f/Tupou'ata-Johnson

## OPPONENT SCORING DRIVES

Opponent	Plays	Drive Yds.	TOP	Type Of Score	Qtr/Time	Drive Start	Scoring Play
A&M-Comm.	10	75	4:08	TD	2nd/0:59	AMC25	Oakmon 1-yd run
	8	65	4:18	TD	3rd/2:17	AMC35	Allison 6-yd pass f/Rodriguez
Oregon State	5	53	1:53	TD	1st/11:47	OSU47	Griffin 16-yd run
	13	98	8:04	TD	4th/14:53	OSU2	Hankerson 15-yd run
	5	42	2:58	TD	4th/4:36	SDSU42	Caufield 21-yd pass f/McCoy
at California	7	69	3:17	TD	1st/2:25	CAL31	Mendoza 8-yd rush
	8	85	3:55	TD	3rd/9:36	CAL15	Calloway 7-yd rush
	13	90	5:37	TD	3rd/1:30	CAL10	Dyches 20-yd pass f/Mendoza
	5	-5	1:50	FG	4th/13:33	SDSU25	Coe 48-yd field goal
	3	75	1:17	TD	4th/9:48	CAL25	Hunter 15-yd pass f/Mendoza

# 2024 MISCELLANEOUS STATISTICS

	San Diego State	Opponents
TOTAL SCORE	55	66
Time Spent in the Lead ( <i>Tied 21:53</i> )	44:22	108:35
Total Plays - Yards	187-923	208-1,073
Plus Territory: Plays-Yards	71-390	97-453
Drives with Plays in Plus Territory ( <i>OT not included</i> )	16-of-36	19-of-37
First Down Plays/Yards	75/381	85/423
Average on First Down	5.08	4.98
Rushes-Yards (Avg.)	39-214 (5.5)	51-254 (5.0)
Passes-Yards (Avg.)	35-167 (4.8)	30-169 (5.6)
First Down Sacked-Yards (recorded as a rush)	2(-9)	4(-17)
First Down Penalties by Opponent-Yards	2-17	6-54
First Down Penalties by Offense-Yards	14-115	9-65
First Downs Made	12	17
First Down Turnovers	2	2
First Down Touchdowns	2	4
Third Down Efficiency (Pct.)	13-43 (30.2)	20-46 (43.5)
Rushing (Pct.)	5-12 (41.7)	12-22 (54.5)
Passing (Pct.)	8-30 (26.6)	7-21 (33.3)
Third Down Sacked-Yards (recorded as a rush)	1(-14)	4(-23)
Conversion Penalties	2	1
Third Down Penalties by Opponent-Yards	2-22	1-15
Third Down Penalties by Offense-Yards	4-25	3-20
Yards Gained	319	312
Average Yards Gained/Att.	7.42	6.79
3rd & Long (9 or more yards)	9-53 (16.98)	9-38 (23.68)
3rd & Short (4 or fewer yards)	8-10 (80.00)	14-20 (70.00)
Third Down Turnovers	1	0
Third Down Touchdowns	1	1
Fourth Down Efficiency (yards)	4-9 (22)	3-8 (24)
Three and Outs or Less (Must Have Earned 1st Down or Scored)	10	11
Opponent Turnovers-Points (per Turnover)	4-14 (3.5)	3-7 (2.3)
* - indicates an additional turnover gained in overtime		
Scores-Times in the Red Zone (Points)	3-5 (17)	8-9 (56)
Plays-Yards	13-17	18-122
Third Down Efficiency	0-3	1-4
Scores-Times in Goal to Go (Points)	2-3 (14)	3-3 (21)
Plays-Yards	5-23	5-16
Explosive Plays (20-Plus Yards)	12	10
Rushing	4	4
Passing	8	6
Yards by Quarter:		
First	151	237
Second	237	259
Third	299	354
Fourth	236	223

## FIRST DOWNS EARNED

Name	Pass	Receive	Rush	Total
Armstead	0	1	1	2
Bennett	0	1	0	1
Brown IV	0	4	0	4
Chambliss	0	1	0	1
Cooper	0	2	17	19
Harrison	0	2	0	2
O'Neil	13	0	1	14
Napier	0	2	0	2
Pastula	1	0	0	1
Poke	0	4	0	4
Tupou'ata-Johnson	6	0	0	6
Wolfe	0	2	0	2
<b>TOTALS</b>	<b>19</b>	<b>19</b>	<b>19</b>	<b>57</b>

# 2024 MISCELLANEOUS STATISTICS

## RESULT OF SAN DIEGO STATE TURNOVERS

Opponent	Qtr.	Turnover (Player)	Defender	Led To	Pts.*
Oregon State	3	Fumble (O'Neil)	Kane (FF), Taylor (FR)	Touchdown	7
at California	2	Interception (Tupou'ata-Johnson)	Williams (INT)	Missed FG	0
	4	Interception (Tupou'ata-Johnson)	Harris (INT)	TO on Downs	0

San Diego State's 3 turnover resulted in 7 points for its opponents.  
+ - indicates turnover was gained in overtime

## RESULT OF OPPONENT TURNOVERS

Opponent	Qtr.	Turnover (Player)	Defender	Led To	Pts.*
A&M-Comm.	2	Fumble (Wilson)	Johnson (FF), Clay (FR)	Punt	0
	3	Fumble (Rodriguez)	White (FF), Letuli (FR)	Touchdown	6
	4	Interception (Rodriguez)	Coffey (INT)	Touchdown	7
at California	2	Interception (Mendoza)	Letuli (INT)	Punt	0

Opponent's 4 turnovers resulted in 13 points for San Diego State  
+ - indicates turnover was gained in overtime

## TURNOVER ANALYSIS

	TO	Opp. Pts.	TD/FG	Pts./TO*
San Diego State	3	7	1/0	2.33
Opponent	4	13	2/0	3.25

+ - indicates an additional turnover was lost in overtime

## TURNOVERS LOST

Name	TO's Lost	Fum.	Int.	Points	^PPT
Danny O'Neil	1	1	0	7	7.0
Javance Tupou'ata Johnson	2	0	2	0	0.0
<b>TOTALS</b>	<b>3</b>	<b>1</b>	<b>2</b>	<b>7</b>	<b>2.33</b>

TO'S Lost - turnovers lost. Fum. - fumbles lost. Int. - Interceptions thrown. Points - points scored by the opponent after a turnover. ^PPT - points per turnover scored by the opponent (does not include turnovers gained in overtime). NOTE: Total turnovers equals FUM and INT.

## TURNOVERS GAINED

Name	#TAPO	FF	FR	Int.	Points	^PPT
Clay	1	0	1	0	0	0.00
Coffey	1	0	0	1	7	7.00
Johnson	1	1	0	0	0	0.00
Letuli	2	0	1	1	3.5	1.75
White	1	1	0	0	3.5	3.50
<b>TOTALS</b>	<b>6</b>	<b>2</b>	<b>2</b>	<b>2</b>	<b>13</b>	<b>4.33</b>

#TAPO - turnovers a part of (FF, FR, Int.). FF - forced fumbles, FR - fumbles recovered. Int. - Interceptions. Points - points scored off an opponent's turnover (NOTE: fumbles forced and fumbles recovered are each awarded half the points for SDSU's score ex.: a touchdown and PAT after a fumble gives each player 3.50 points). ^PPT - points per turnover scored by SDSU (+ - indicates an additional turnover was gained in overtime. \* - total turnovers equals FR and Int.)

# 2024 MISCELLANEOUS STATISTICS

## SAN DIEGO STATE BIG OFFENSIVE PLAYS (20+ YARDS) (11 overall)

Game	Player	Type	Down & Dist.	Yards
A&M-Commerce (7)	O'Neil/Brown IV	Pass	2nd & 4	39
	Cooper	Rush	3rd & 2	47
	O'Neil/Brown IV	Pass	1st & 10	44
	Cooper	Rush	1st & 10	38
	O'Neil/Napier	Pass	3rd & 4	29
	O'Neil	Rush	1st & 10	28
Oregon State (2)	Cooper	Rush	2nd & 6	28
	O'Neil/Cooper	Pass	3rd & 12	21
at California (2)	O'Neil/Brown IV	Pass	1st & 10	35
	Tupou'ata-Johnson/Poke	Pass	1st & 10	20
	Tupou'ata-Johnson/Napier	Pass	3rd & 4	40

RED indicates touchdown scored on the play

## OPPONENT BIG OFFENSIVE PLAYS (20+ YARDS) (10 overall)

Game	Player	Type	Down & Dist.	Yards
A&M-Commerce (2)	Rodriguez/Bilbo	Pass	3rd & 4	27
	Oakman	Rush	1st & 10	24
Oregon State (3)	Johnson	Rush	1st & 10	23
	McCoy/Walker	Pass	3rd & 11	41
	McCoy/Caufield	Pass	3rd & 3	21
at California (5)	Thomas	Rush	2nd & 6	37
	Thomas	Rush	3rd & 1	57
	Mendoza/Grizzell	Pass	3rd & 10	21
	Mendoza/Dyches	Pass	1st & 10	20
	Calloway	Rush	2nd & 10	60

RED indicates touchdown scored on the play

## SAN DIEGO STATE BIG OFFENSIVE PLAYS (20+ YARDS)

Name	Total	Rushing	Receiving	20-29	30-39	40-49	50-59	60-69	70-79	80-89	90-99
Louis Brown IV, WR	1		1				1				
Marquez Cooper, RB	3	3				1					
Jordan Napier, WR	2		2	1		1					
Danny O'Neil, QB	1	1		1							
Ja'Shaun Poke, WR	1		1	1							
<b>SDSU TOTALS</b>	<b>8</b>	<b>4</b>	<b>4</b>	<b>3</b>		<b>3</b>					
<b>OPPONENT</b>	<b>7</b>	<b>4</b>	<b>3</b>	<b>4</b>	<b>1</b>		<b>1</b>	<b>1</b>			

# 2024 MISCELLANEOUS STATISTICS

## SEASON HIGHS

### POINTS SCORED

12, Marquez Cooper vs. A&M-Commerce (Aug. 31)  
 6, Louis Brown IV vs. A&M-Commerce (Aug. 31)  
 6, JD Coffey vs. A&M-Commerce (Aug. 31)  
 6, Tano Letuli vs. A&M-Commerce (Aug. 31)  
 6, Jordan Napier vs. A&M-Commerce (Aug. 31)  
 6, Jordan Napier at California (Sept. 14)

### TOUCHDOWNS SCORED

2, Marquez Cooper vs. A&M-Commerce (Aug. 31)  
 1, Louis Brown IV vs. A&M-Commerce (Aug. 31)  
 1, JD Coffey vs. A&M-Commerce (Aug. 31)  
 1, Tano Letuli vs. A&M-Commerce (Aug. 31)  
 1, Jordan Napier vs. A&M-Commerce (Aug. 31)  
 1, Jordan Napier at California (Sept. 14)

### MOST RUSHING ATTEMPTS

27, Marquez Cooper vs. A&M-Commerce (Aug. 31)  
 22, Marquez Cooper at California (Sept. 14)  
 13, Marquez Cooper vs. Oregon State (Sept. 7)  
 7, Jaylon Armstead vs. Oregon State (Sept. 7)  
 5, 3x, last: Danny O'Neil vs. Oregon State (Sept. 7)

### MOST RUSHING YARDS

223, Marquez Cooper vs. A&M-Commerce (Aug. 31)  
 87, Marquez Cooper at California (Sept. 14)  
 53, Marquez Cooper vs. Oregon State (Sept. 7)  
 18, Danny O'Neil vs. A&M-Commerce (Aug. 31)  
 18, Jaylon Armstead vs. Oregon State (Sept. 7)

### MOST RUSHING TOUCHDOWNS

2, Marquez Cooper vs. A&M-Commerce (Aug. 31)

### LONGEST RUSH

47, Marquez Cooper vs. A&M-Commerce (Aug. 31)  
 38, Marquez Cooper vs. A&M-Commerce (Aug. 31)  
 28, Marquez Cooper vs. A&M-Commerce (Aug. 31)

### MOST PASSING ATTEMPTS

33, Danny O'Neil vs. A&M-Commerce (Aug. 31)  
 29, J. Tupou'ata-Johnson at California (Sept. 14)  
 24, Danny O'Neil vs. Oregon State (Sept. 7)

### MOST PASSING COMPLETIONS

22, Danny O'Neil vs. A&M-Commerce (Aug. 31)  
 13, J. Tupou'ata-Johnson at California (Sept. 14)  
 11, Danny O'Neil vs. Oregon State (Sept. 7)

### MOST PASSING YARDS

214, Danny O'Neil vs. A&M-Commerce (Aug. 31)  
 156, J. Tupou'ata-Johnson at California (Sept. 14)  
 107, Danny O'Neil vs. Oregon State (Sept. 7)

### MOST PASSING TOUCHDOWNS

2, Danny O'Neil vs. A&M-Commerce (Aug. 31)  
 1, J. Tupou'ata-Johnson at California (Sept. 14)

### LONGEST PASS

44, Danny O'Neil vs. A&M-Commerce (Aug. 31)  
 40, J. Tupou'ata-Johnson at California (Sept. 14)  
 39, Danny O'Neil vs. A&M-Commerce (Aug. 31)  
 35, Danny O'Neil vs. Oregon State (Sept. 7)  
 29, Danny O'Neil vs. A&M-Commerce (Aug. 31)

### MOST RECEPTIONS

6, Ja'Shaun Poke vs. A&M-Commerce (Aug. 31)  
 3, 8x, last: Brown IV/Wolfe at California (Sept. 14)

### MOST RECEIVING YARDS

91, Louis Brown IV vs. A&M-Commerce (Aug. 31)  
 53, Jordan Napier at California (Sept. 14)  
 45, Louis Brown IV vs. Oregon State (Sept. 7)  
 40, Jordan Napier vs. A&M-Commerce (Aug. 31)  
 32, Jude Wolfe at California (Sept. 14)

### MOST RECEIVING TOUCHDOWNS

1, Louis Brown IV vs. A&M-Commerce (Aug. 31)  
 1, Jordan Napier vs. A&M-Commerce (Aug. 31)  
 1, Jordan Napier at California (Sept. 14)

### LONGEST RECEPTION

44, Louis Brown IV vs. A&M-Commerce (Aug. 31)  
 40, Jordan Napier at California (Sept. 14)  
 39, Louis Brown IV vs. A&M-Commerce (Aug. 31)  
 35, Louis Brown IV vs. Oregon State (Sept. 7)  
 29, Jordan Napier vs. A&M-Commerce (Aug. 31)

### MOST FIELD GOALS

1, Gabriel Plascencia vs. A&M-Commerce (Aug. 31)  
 1, Nick Lopez at California (Sept. 14)

### LONGEST FIELD GOAL

50, Gabriel Plascencia vs. A&M-Commerce (Aug. 31)  
 29, Nick Lopez at California (Sept. 14)

### MOST PUNTS

7, Tyler Pastula vs. Oregon State (Sept. 7)  
 6, Tyler Pastula at California (Sept. 14)  
 3, Tyler Pastula vs. A&M-Commerce (Aug. 31)

### HIGHEST PUNTING AVERAGE

48.6, Tyler Pastula vs. Oregon State (Sept. 7)  
 45.7, Tyler Pastula at California (Sept. 14)  
 36.7, Tyler Pastula vs. A&M-Commerce (Aug. 31)

### LONGEST PUNT

63, Tyler Pastula vs. Oregon State (Sept. 7)  
 55, Tyler Pastula vs. Oregon State (Sept. 7)  
 52, Tyler Pastula vs. Oregon State (Sept. 7)  
 51, Tyler Pastula at California (Sept. 14)  
 46, Tyler Pastula at California (Sept. 14)

### LONGEST PUNT RETURN

6, Mekhi Shaw at California (Sept. 14)  
 5, Mekhi Shaw vs. Oregon State (Sept. 7)  
 3, Mikey Welsh vs. A&M-Commerce (Aug. 31)

### MOST PUNT RETURN YARDS

5, Mekhi Shaw vs. Oregon State (Sept. 7)  
 3, Mikey Welsh vs. A&M-Commerce (Aug. 31)

### LONGEST KICKOFF RETURN

44, Ja'Shaun Poke vs. A&M-Commerce (Aug. 31)  
 11, Ja'Shaun Poke at California (Sept. 14)

### MOST KICKOFF RETURN YARDS

46, Ja'Shaun Poke vs. A&M-Commerce (Aug. 31)  
 11, Ja'Shaun Poke at California (Sept. 14)

### MOST ALL-PURPOSE YARDS

233, Marquez Cooper vs. A&M-Commerce (Aug. 31)  
 91, Louis Brown IV vs. A&M-Commerce (Aug. 31)  
 88, Marquez Cooper at California (Sept. 14)  
 72, Marquez Cooper vs. Oregon State (Sept. 7)  
 70, Ja'Shaun Poke vs. A&M-Commerce (Aug. 31)

### MOST TACKLES

9, Chris Johnson vs. Oregon State (Sept. 7)  
 8, Tano Letuli vs. A&M-Commerce (Aug. 31)  
 7, Owen Chambliss vs. Oregon State (Sept. 7)  
 7, Tano Letuli vs. Oregon State (Sept. 7)

### MOST SACKS

2.5, Trey White at California (Sept. 14)  
 1.5, Tupu Alualu at California (Sept. 14)  
 1.0, Brady Anderson vs. A&M-Commerce (Aug. 31)  
 1.0, Ryan Henderson vs. A&M-Commerce (Aug. 31)  
 1.0, Marlem Louis vs. A&M-Commerce (Aug. 31)  
 1.0, Tano Letuli at California (Sept. 14)

### MOST TACKLES FOR LOSS

2.5, Trey White at California (Sept. 14)  
 1.5, Trey White vs. A&M-Commerce (Aug. 31)  
 1.5, Tupu Alualu at California (Sept. 14)  
 1.0, 9x last: Tano Letuli at California (Sept. 14)

### MOST INTERCEPTIONS

1, JD Coffey III vs. A&M-Commerce (Aug. 31)  
 1, Tano Letuli at California (Sept. 14)

### LONGEST INTERCEPTION RETURN

45, JD Coffey III vs. A&M-Commerce (Aug. 31)  
 20, Tano Letuli at California (Sept. 14)

RED indicates touchdown scored on play

## THIRD DOWN EFFICIENCY ANALYSIS

	Total	Pct.	1	2	3	4	5	6	7	8	9	10	11+	Longest Converted
SAN DIEGO STATE	13-43	30.23		2-2	1-1	3-5	0-4	0-3	1-2	2-4	0-2	0-1	2-16	3rd & 12 vs. OSU
OPPONENTS	20-46	43.48	8-10	0-1	4-4	3-5	1-3	1-6	0-3	1-4		2-4	1-7	3rd & 4 vs. TAMUC

## GOAL TO GO

	No.	Score	TD	FG	MFG	Downs	TOs	Half	Game	Points^	PPP
SAN DIEGO STATE	4	2	2	0	0	0	1	0	0	12	3.00
OPPONENTS	3	3	3	0	0	0	0	0	0	18	6.00

^ - does not include PAT. PPP - points per possession

## PUNT ANALYSIS

	Punts	Yards	Avg.	TB	Returns	Yards	Avg.	Net Avg.	Pct. Not Returned	In 20	In 10	In 5	Opp. Territory No.	Yds.	Adj. 50 & Out No.	Avg.
Tyler Pastula	16	724	45.3	2	5	41	8.2	40.2	56.25	5	2	0	3	129	13	45.8
TEAM (blocked punts)	1	4	4.0	0	0	0	0	0	0.00	0	0	0	0	0	0	0.0
<b>TOTAL</b>	<b>16</b>	<b>724</b>	<b>45.3</b>	<b>2</b>	<b>5</b>	<b>41</b>	<b>8.2</b>	<b>40.2</b>	<b>56.25</b>	<b>5</b>	<b>2</b>	<b>0</b>	<b>3</b>	<b>129</b>	<b>13</b>	<b>45.8</b>
<b>OPPONENTS</b>	<b>14</b>	<b>557</b>	<b>39.8</b>	<b>0</b>	<b>6</b>	<b>6</b>	<b>1.0</b>	<b>39.4</b>	<b>57.14</b>	<b>4</b>	<b>1</b>	<b>0</b>	<b>1</b>	<b>32</b>	<b>13</b>	<b>40.4</b>

Returns - times the opponent returned a punt. Yards - yards for the returned punts. Avg. - yards per returned punt. Pct. Not Returned - percent of punts that were not returned. In 20 - inside the 20. In 10 - inside the 10. In 5 - inside the 5. Opp. Territory - number and yards of punts inside opponents territory. Adj. 50 & Out - punt average excluding punts inside opponents territory.

## KICKOFF ANALYSIS

	Total	RET	FC	MUF	NA	TB	In 20	In 25	OB	OnS	Squib	Total YL	Return YL	AFP	AFP w/R
Gabriel Plascencia	6	4	0	0	0	1	0	1	1	0	0	161	101	26.83	25.2
Nick Lopez	6	2	1	1	3	3	0	1	0	0	0	157	52	26.17	26.0
<b>TOTAL</b>	<b>12</b>	<b>6</b>	<b>1</b>	<b>1</b>	<b>3</b>	<b>4</b>	<b>0</b>	<b>2</b>	<b>1</b>	<b>0</b>	<b>0</b>	<b>318</b>	<b>153</b>	<b>26.50</b>	<b>25.5</b>
<b>OPPONENTS</b>	<b>13</b>	<b>4</b>	<b>0</b>	<b>1</b>	<b>5</b>	<b>9</b>	<b>3</b>	<b>3</b>	<b>0</b>	<b>0</b>	<b>0</b>	<b>307</b>	<b>82</b>	<b>23.62</b>	<b>20.5</b>

Does not include penalties. RET - no. of returns. FC - fair catch. MUF - muffed. NA - no attempt at a return. TB - touchback. In 20 - inside 20. In 25 - inside 25. OB out of bounds. OnS - on-sides (does not count for AFP or AFP w/R). Squib - squibs. Total YL - opponent total yard line on returns. AFP - average field position on kickoffs. AFP w/R - average position on returned kickoffs

# LAST TIME IT HAPPENED

TEAM	San Diego State	Opponent
Scored, 60 or More Points	Nov. 3, 1990 vs. Utah (66)	Nov. 26, 2016 vs. Colorado State* (63)
Scored, 50 or More Points	Nov. 4, 2017 at San José State* (52)	Nov. 26, 2016 vs. Colorado State* (63)
Scored, 40 or More Points	Aug. 31, 2024 vs. A&M-Commerce (45)	Sept. 30, 2023 at Air Force* (49)
Scored, 30 or More Points	Aug. 31, 2024 vs. A&M-Commerce (45)	Sept. 14, 2024 at California (31)
Total Offense, 600 Yards or More	Nov. 4, 2017 at San José State* (648)	Sept. 10, 2016 vs. California (604)
Total Offense, 500 Yards or More	Oct. 31, 2020 at Utah State* (570)	Sept. 9, 2023 vs. UCLA (550)
Total Offense, 400 Yards or More	Aug. 31, 2024 vs. A&M-Commerce (468)	Sept. 14, 2024 at California (473)
Total Offense, 85 or More Plays	Oct. 26, 2013 vs. No. 15 Fresno State* (87)	Dec. 23, 2017 vs. Army West Point (91)
Total Offense, 75 or More Plays	Nov. 25, 2023 vs. Fresno State* (79)	Sept. 7, 2024 vs. Oregon State (78)
30 or More First Downs	Dec. 21, 2021 vs. No. 24/25 UTSA (31)	Dec. 23, 2017 vs. Army West Point (31)
25 or More First Downs	Dec. 21, 2021 vs. No. 24/25 UTSA (31)	Sept. 3, 2022 vs. Arizona (25)
Two-Point Conversion	Aug. 31, 2024 vs. A&M-Commerce	Aug. 31, 2024 vs. A&M-Commerce
Rushing, 500 Yards or More	Nov. 4, 2017 at San José State* (554)	Has not occurred
Rushing, 400 Yards or More	Oct. 31, 2020 at Utah State* (407)	Dec. 23, 2017 vs. Army West Point (440)
Rushing, 300 Yards or More	Sept. 2, 2023 vs. Idaho State (302)	Sept. 30, 2022 at Boise State (316)
Rushing, 80 or More Attempts	Has not occurred	Dec. 23, 2017 vs. Army West Point (87)
Rushing, 70 or More Attempts	Nov. 4, 2017 at San José State* (71)	Dec. 23, 2017 vs. Army West Point (87)
Rushing, 60 or More Attempts	Nov. 4, 2017 at San José State* (71)	Nov. 26, 2022 vs. Air Force* (66)
Rushing, 50 or More Attempts	Nov. 25, 2023 vs. Fresno State (53)	Sept. 7, 2024 vs. Oregon State (51)
Rushing, 7 or More Touchdowns	Sept. 14, 1991 vs. Pacific (7)	Oct. 18, 2008 at New Mexico* (8)
Rushing, 6 or More Touchdowns	Nov. 4, 2017 at San José State* (6)	Oct. 18, 2008 at New Mexico* (8)
Rushing, 5 or More Touchdowns	Nov. 4, 2017 at San José State* (6)	Sept. 30, 2022 at Boise State* (5)
Rushing, 4 or More Touchdowns	Sept. 2, 2023 vs. Idaho State (4)	Sept. 30, 2023 at Air Force* (4)
Passing, 500 Yards or More	Nov. 20, 2010 vs. No. 25 Utah* (528)	Sept. 10, 2016 vs. California (522)
Passing, 400 Yards or More	Dec. 17, 2011 vs. La.-Lafayette (413)	Oct. 14, 2023 at Hawai'i* (427)
Passing, 300 Yards or More	Dec. 24, 2022 vs. Middle Tennessee (309)	Oct. 14, 2023 at Hawai'i* (427)
Passing, 50 or More Attempts	Aug. 31, 2013 vs. Eastern Illinois (64)	Sept. 2, 2023 vs. Idaho State (63)
Passing, 40 or More Attempts	Nov. 4, 2023 vs. Utah State* (40)	Oct. 14, 2023 at Hawai'i* (48)
Passing, 30 or More Attempts	Aug. 31, 2024 vs. A&M-Commerce(33)	Nov. 25, 2023 vs. Fresno State* (37)
Passing, 30 or More Completions	Nov. 6, 2020 vs. San José State* (30)	Sept. 2, 2023 vs. Idaho State (31)
Passing, 25 or More Completions	Nov. 4, 2023 vs. Utah State* (26)	Oct. 14, 2023 at Hawai'i* (29)
Passing, 20 or More Completions	Aug. 31, 2024 vs. A&M-Commerce (22)	Nov. 25, 2023 vs. Fresno State* (21)
Passing, 6 or More Touchdowns	Oct. 24, 2009 at Colorado State* (6)	Has not occurred
Passing, 5 or More Touchdowns	Oct. 24, 2009 at Colorado State* (6)	Nov. 26, 2016 vs. Colorado State* (5)
Shut Out	Aug. 31, 2019 vs. Weber State (W, 6-0)	Sept. 7, 2024 vs. Oregon State (L, 0-21)
Shut Out Through 3 Quarters	Sept. 24, 2022 vs. Toledo (W, 17-14)	Sept. 7, 2024 vs. Oregon State (L, 0-21)
Shut Out Through Halftime	Nov. 26, 2022 vs. Air Force* (L, 3-13)	Sept. 7, 2024 vs. Oregon State (L, 0-21)
Shut Out Through 1 Quarter	Aug. 31, 2024 vs. A&M-Commerce (W, 45-14)	Sept. 7, 2024 vs. Oregon State (L, 0-21)
Recorded a Safety	Sept. 2, 2023 vs. Idaho State (W, 36-28)	Nov. 11, 2023 at Colorado State* (L, 19-22)
Allowed No Offensive Touchdowns	Oct. 21, 2023 vs. Nevada* (L, 0-6)	Sept. 7, 2024 vs. Oregon State (L, 0-21)
Allowed 200 Yards or Less Total Offense	Aug. 31, 2024 vs. A&M-Commerce (180)	Sept. 7, 2024 vs. Oregon State (179)
Allowed 100 Yards or Less Total Offense	Oct. 3, 2015 vs. Fresno State* (89)	Oct. 4, 2008 at TCU* (85)
Allowed 50 Yards or Less Rushing	Sept. 2, 2023 vs. Idaho State (22)	Nov. 26, 2022 vs. Air Force (-1)
Allowed 100 Yards or Less Rushing	Aug. 31, 2024 vs. A&M-Commerce (63)	Sept. 7, 2024 vs. Oregon State (72)
Allowed 100 Yards or Less Passing	Oct. 21, 2023 vs. Nevada* (98)	Oct. 21, 2023 vs. Nevada* (47)
Allowed 10 First Downs or Fewer	Nov. 18, 2022 at New Mexico (9)	Sept. 7, 2024 vs. Oregon State (7)
Did Not Commit a Turnover	Aug. 31, 2024 vs. A&M-Commerce	Sept. 7, 2024 vs. Oregon State
Recorded 6 or More Turnovers	Sept. 5, 2015 vs. San Diego (6)	Has not occurred
Recorded 5 or More Turnovers	Dec. 24, 2022 vs. Middle Tennessee (5)	Has not occurred
Intercepted 5 or More Passes	Sept. 5, 2015 vs. San Diego (5)	Sept. 23, 2016 vs. Utah* (5)
Intercepted 4 or More Passes	Dec. 17, 2016 vs. Houston (4)	Aug. 31, 2013 vs. Eastern Illinois (4)
Intercepted 3 or More Passes	Sept. 2, 2023 vs. Idaho State (3)	Sept. 9, 2023 vs. UCLA (3)
Recovered 4 Fumbles	Dec. 23, 2014 vs. Navy (4)	Nov. 16, 2013 at Hawai'i* (4)
Recovered 3 Fumbles	Oct. 14, 2023 at Hawai'i* (3)	Sept. 26, 2015 at Penn State (3)

# LAST TIME IT HAPPENED

TEAM	San Diego State	Opponent
Scored a Defensive Touchdown	Aug. 31, 2024 vs. A&M-Commerce (2)	Sept. 30, 2023 at Air Force*
Recorded 10 or More Tackles For Loss	Nov. 4, 2023 vs. Utah State* (12)	Sept. 9, 2023 vs. UCLA
Recorded 5 or More Sacks	Sept. 14, 2024 at California (6)	Aug. 31, 2018 at No. 13/13 Stanford (5)
No Penalties	Sept. 23, 2017 at Air Force*	Dec. 19, 2018 vs. Ohio
Time of Possession, 35 plus minutes	Nov. 25, 2023 vs. Fresno State* (40:51)	Sept. 7, 2024 vs. Oregon State (41:07)

## INDIVIDUAL

### RUSHING

Rushing, 300 Yards or More  
 Rushing, 250 Yards or More  
 Rushing, 200 Yards or More  
 Rushing, 150 Yards or More  
 Rushing, 100 Yards or More  
 Had two 100-yard Rushers  
 Rushing, 40 Times or More  
 Rushing, 35 Times or More  
 Rushing, 30 Times or More  
 Rushing, 25 Times or More  
 Rushing, 4 Touchdowns or More  
 Rushing, 3 Touchdowns or More  
 Rushing, 2 Touchdowns or More  
 Had a run of 90 yards or More  
 Had a run of 80 yards or More  
 Had a run of 70 yards or More  
 Had a run of 60 yards or More  
 Had a run of 50 yards or More

300, by Marshall Faulk vs. Hawai'i\*, W - 52-28, Nov. 14, 1992  
 253, by Rashaad Penny at Hawai'i\*, W - 28-7, Oct. 28, 2017  
 223, by Marquez Cooper vs. A&M-Commerce, W - 45-14, Aug. 31, 2024  
 223, by Marquez Cooper vs. A&M-Commerce, W - 45-14, Aug. 31, 2024  
 223, by Marquez Cooper vs. A&M-Commerce, W - 45-14, Aug. 31, 2024  
 118, by Jordan Byrd and 116, by Chance Bell at New Mexico State, W - 31-10, Sept. 14, 2019  
 40, by Lynell Hamilton vs. Wyoming\*, W - 25-20, Oct. 25, 2003  
 36, by Juwan Washington vs. Sacramento State, W - 28-14, Sept. 8, 2018  
 33, by Greg Bell vs. Utah, W - 33-31 (3ot), Sept. 18, 2021  
 27, by Marquez Cooper vs. A&M-Commerce, W - 45-14, Aug. 31, 2024  
 4, by Rashaad Penny vs. Army West Point, L - 35-42, Dec. 23, 2017  
 3, by Juwan Washington vs. Sacramento State, W - 28-14, Sept. 8, 2018  
 2, by Marquez Cooper vs. A&M-Commerce, W - 45-14, Aug. 31, 2024  
 95, by Rashaad Penny at Arizona State, W - 30-20, Sept. 9, 2017  
 81, by Rashaad Penny vs. Army West Point, L - 35-42, Dec. 23, 2017  
 70, by Jalen Mayden vs. Fresno State\*, W - 33-18, Nov. 25, 2023  
 70, by Jalen Mayden vs. Fresno State\*, W - 33-18, Nov. 25, 2023  
 70, by Jalen Mayden vs. Fresno State\*, W - 33-18, Nov. 25, 2023

### PASSING

Passing, 500 Yards or More  
 Passing, 400 Yards or More  
 Passing, 300 Yards or More  
 Attempted 50 or More Passes  
 Attempted 40 or More Passes  
 Attempted 30 or More Passes  
 Completed 40 or More Passes  
 Completed 35 or More Passes  
 Completed 30 or More Passes  
 Threw Six Touchdown Passes  
 Threw Five Touchdown Passes  
 Threw Four Touchdown Passes  
 Threw Three Touchdown Passes  
 Completed a Pass of 80 Yards or More  
 Completed a Pass of 70 Yards or More  
 Completed a Pass of 60 Yards or More  
 Completed a Pass of 50 Yards or More

528, by Ryan Lindley vs. No. 25 Utah\*, L - 34-38, Nov. 20, 2010  
 413, by Ryan Lindley vs. Louisiana-Lafayette, L - 30-32, Dec. 17, 2011  
 309, by Jalen Mayden vs. Middle Tennessee, L - 23-25, Dec. 24, 2022  
 63, by Adam Dingwell vs. Eastern Illinois, L - 19-40, Aug. 31, 2013  
 43, by Jalen Mayden vs. Middle Tennessee, L - 23-25, Dec. 24, 2022  
 33, by Danny O'Neil vs. A&M-Commerce, W - 45-14, Aug. 31, 2024  
 40, by Todd Santos vs. Stanford, L - 40-44, Oct. 17, 1987  
 36, by Ryan Lindley vs. No. 25 Utah\*, L - 34-38, Nov. 20, 2010  
 33, by Ryan Agnew vs. Fresno State\*, W - 17-7, Nov. 15, 2019  
 6, by Ryan Lindley at Colorado State\*, W - 42-28, Oct. 24, 2009  
 6, by Ryan Lindley at Colorado State\*, W - 42-28, Oct. 24, 2009  
 4, by Ryan Lindley vs. Cal Poly, W - 49-21, Sept. 3, 2011  
 3, by Jalen Mayden vs. Utah State\*, L - 24-32, Nov. 4, 2023  
 89, by Christian Chapman to Fred Trevillion vs. Boise State\*, L - 14-31, Oct. 14, 2017  
 73, by Jalen Mayden to Kenan Christon vs. Middle Tennessee, L - 23-25, Dec. 24, 2022  
 69, by Jalen Mayden to Mekhi Shaw at Hawai'i\*, W - 41-34, Oct. 14, 2023  
 69, by Jalen Mayden to Mekhi Shaw at Hawai'i\*, W - 41-34, Oct. 14, 2023

### RECEIVING

Caught 15 or More Passes  
 Caught 10 or More Passes  
 Had 200 or More Yards Receiving  
 Had 150 or More Yards Receiving  
 Had 100 or More Yards Receiving  
 Had two 100-yard Receivers  
 Caught Three or More TDs  
 Caught Two or More TDs

15, by DeMarco Sampson at Colorado State\*, W - 42-28, Oct. 24, 2009  
 11, by Jesse Matthews vs. No. 24/25 UTSA, W - 38-24, Dec. 21, 2021  
 257, by DeMarco Sampson at Colorado State\*, W - 42-28, Oct. 24, 2009  
 175, by Jesse Matthews vs. No. 24/25 UTSA, W - 38-24, Dec. 21, 2021  
 126, by Mekhi Shaw, at Hawai'i\*, W - 41-34, Oct. 14, 2023  
 125, by Gavin Escobar and 102, by Colin Lockett vs. Fresno State, W - 35-28, Dec. 3, 2011  
 3, by Jesse Matthews at UNLV\*, W - 28-20, Nov. 19, 2021  
 2, by Mark Redman vs. Ohio, W - 20-13, Aug. 26, 2023

### TOTAL OFFENSE

Had 500 or More Yards Total Offense  
 Had 400 or More Yards Total Offense  
 Had 100 Yards Both Passing and Rushing

518, by Ryan Lindley vs. No. 25 Utah, L - 34-38, Nov. 20, 2010  
 419, by Ryan Lindley vs. Louisiana-Lafayette, L - 30-32, Dec. 17, 2011  
 229 (passing), 101 (rushing), by Kevin O'Connell at Brigham Young\*, L - 16-49, Nov. 6, 2004

### SCORING

Accounted for Five or More TDs  
 Accounted for Four or More TDs  
 Accounted for Three or More TDs

5, by Ryan Katz vs. Hawai'i\*, W - 52-14, Oct. 6, 2012  
 4, by Jalen Mayden, L - 28-32, Oct. 22, 2022  
 4, by Jalen Mayden, L - 28-32, Oct. 22, 2022

# LAST TIME IT HAPPENED

## RETURNS

Returned a Fumble for a Touchdown  
 Returned an Interception for a Touchdown  
 Returned a Kickoff for a Touchdown  
 Returned a Punt for a Touchdown  
 Returned a Two-Point Conversion  
 Returned a Blocked Punt for a Touchdown  
 Returned a Blocked Field Goal for a Touchdown

0, by Tano Letuli vs. A&M-Commerce, W - 45-14, Aug. 31, 2024  
 45, by JD Coffey III vs. A&M-Commerce, W - 45-14, Aug. 31, 2024  
 95, by Jordan Byrd vs. San Jose State\*, W - 43-27, Nov. 12, 2022  
 66, by Jordan Byrd vs. Idaho State, W - 38-7, Sept. 10, 2022  
 David Lamar at New Mexico State, W - 26-16, Sept. 28, 2013  
 Tyrell Shavers at Boise State\*, L - 13-35, Sept. 30, 2022  
 Has not happened since start of 2003 season

## DEFENSE

Intercepted Three or More Passes  
 Intercepted Two or More Passes  
 Recovered Three or More Fumbles  
 Recovered Two or More Fumbles  
 Recorded 15 or More Tackles  
 Recorded 10 or More Tackles  
 Recorded Three or More Quarterback Sacks  
 Recorded Two Quarterback Sacks  
 Recorded Four Tackles for Loss  
 Recorded Three Tackles for Loss

3, by Luq Barcoo at Colorado State\*, W - 24-10, Oct. 5, 2019  
 2, by Patrick McMorris vs. Boise State\*, W - 27-16, Nov. 26, 2021  
 Has not occurred  
 2, by Kirk Morrison at New Mexico\*, L - 8-15, Nov. 9, 2002  
 15, by Josh Hunter at Colorado State\*, L - 19-22, Nov. 11, 2023  
 15, by Josh Hunter at Colorado State\*, L - 19-22, Nov. 11, 2023  
 3.0, by Zyrrus Fiaseu vs. Utah State\*, L - 24-32, Nov. 4, 2023  
 2.5, by Trey White at California, L - 10-31, Sept. 14, 2024  
 4.0, by Jay Henderson vs. Northern Illinois, W - 34-28, Sept. 30, 2017  
 3.0, by Zyrrus Fiaseu vs. Utah State\*, L - 24-32, Nov. 4, 2023

## SPECIAL TEAMS

Scored 15 or More Points Kicking  
 Scored 10 or More Points Kicking  
 Kicked Five or More Field Goals  
 Kicked Four or More Field Goals  
 Kicked Three or More Field Goals  
 Kicked Two Field Goals of 50 or More Yards  
 Kicked a 50-yard Field Goal  
 Kicked a Punt 70 or More Yards  
 Kicked a Punt 60 or More Yards  
 Punted Nine or More Times  
 Totaled 100 or More Kick Return Yards  
 Totaled 100 or More Punt Return Yards  
 Blocked a Punt  
 Blocked a Field Goal  
 Blocked a PAT

15, by Jack Browning vs. Fresno State\*, W - 33-18, Nov. 25, 2023  
 15, by Jack Browning vs. Fresno State\*, W - 33-18, Nov. 25, 2023  
 Has not occurred  
 4, by Jack Browning vs. Fresno State\*, - W, 33-18, Nov. 25, 2023  
 4, by Jack Browning vs. Fresno State\*, - W, 33-18, Nov. 25, 2023  
 51 and 50, by Chris O'Brien vs. New Mexico, W - 37-31, Nov. 17, 1984  
 50, by Gabriel Plascencia vs. A&M-Commerce, W - 45-14, Aug. 31, 2024  
 79, by Matt Araiza at Hawai'i\*, W - 17-10, Nov. 6, 2021  
 63, by Tyler Pastula vs. Oregon State, L - 0-21, Sept. 7, 2024  
 10, by Jack Browning at Boise State\*, L - 13-35, Sept. 30, 2022  
 104, by Kenan Christon vs. Boise State\*, L - 31-34, Sept. 22, 2023  
 106, by Lloyd Mills vs. South Alabama, L - 27-34 (ot), Sept. 19, 2015  
 Eric Butler vs. Utah State\*, L - 24-32, Nov. 4, 2023  
 Cedarius Barfield at Fresno State, L - 28-32, Oct. 29, 2022  
 Caden McDonald vs. Utah State, L, 13-46, Dec. 4, 2021