

SAN DIEGO STATE FOOTBALL

Contacts: Jamie McConeghy, Senior Assoc. AD of Communications & Media Relations (jmcconeg@sdsu.edu); Collin Robinson, Asst. Communications Director (crobinson3@sdsu.edu)

LIVE COVERAGE

TV/Stream: CBS Sports Network

Chris Lewis (play-by-play)
Robert Turbin (analysis)
Amanda Guerra (sideline)
Lance Barrow (producer)



Aztecs Radio Network: San Diego Sports 760

pregame starts two hours before kickoff;

postgame show is one hour

Jon Schaeffer (play-by-play)

Rich Ohrnberger (analyst)

Ben Fletcher (pre, half, post)

J.R. Tolver (pre)



Live Stats: GoAztecs.com

THE SERIES (complete series info on pg. 8)

Series: San Diego State leads, 25-11-2 / SDSU is 10-2 in last 12

Home: 12-4, Away: 13-7-2

Snapdragon Stadium: 1-0

Clarence T.C. Ching Complex: 2-0

Longest SDSU Win Streak: 9, 1990-98

Longest UH Win Streak: 2, five times (last: 2018-19)

2024 SCHEDULE / RESULTS

Texas A&M - Commerce **W, 45-15**
Sat., Aug. 31 | 5 p.m. PT | San Diego, Calif. | truTV/MAX

Oregon State **L, 0-21**
Sat., Sept. 7 | 7:30 p.m. PT | San Diego, Calif. | CBSSN

at (rv/rv) California **L, 10-31**
Sat., Sept. 14 | 7:30 p.m. PT | Berkeley, Calif. | ESPN

at Central Michigan **L, 21-22**
Sat., Sept. 28 | 3:30 p.m. ET | Mount Pleasant, Mich. | CBSSN

Hawai'i*
Sat., Oct. 5 | 5 p.m. PT | San Diego, Calif. | CBSSN

at Wyoming*
Sat., Oct. 12 | 1:30 p.m. MT | Laramie, Wyo. | CBSSN

Washington State
Sat., Oct. 26 | 7:30 p.m. PT | San Diego, Calif. | CBSSN

at Boise State*
Fri., Nov. 1 | 6 p.m. MT | Boise, Idaho | FS1

New Mexico*
Fri., Nov. 8 | 7:30 p.m. PT | San Diego, Calif. | FS1

at UNLV*
Sat., Nov. 16 | 7:30 p.m. PT | Las Vegas, Nev. | CBSSN

at Utah State*
Sat., Nov. 23 | 1:30 p.m. MT | Logan, Utah | CBSSN

Air Force*
Sat., Nov. 30 | TBA | San Diego, Calif. | FOXSN

TOC	Page No.	Roster	22-23
Media Availability	2	2-Deep	24
General Notes	3-18	Recaps	25-28
Series History	8-10	Statistics	29-54
MW / Opponent Info	19	Last Time it Happened	55-57
Coaching Staff	20-21	Snapdragon Records	59-62

GAME 5

SAN DIEGO STATE (1-3, 0-0 MW) vs. HAWAI'I (2-2, 0-0 MW)

Saturday, Oct. 5, 2024 ■ 5 p.m. PT ■ San Diego, Calif. ■ Snapdragon Stadium (35,000)



AZTECS

Head Coach: Sean Lewis

Record at SDSU: 1-3 (first season)

Career Record: 25-34 (sixth season)

Lewis Record vs. UH: 0-0

RAINBOW WARRIORS

Head Coach: Timmy Chang

Record at UH: 10-20 (third season)

Career Record: Same

Chang Record vs. SDSU: 0-2



AZTECS OPEN MW PLAY AGAINST HAWAI'I SATURDAY NIGHT AT SNAPDRAGON STADIUM

- Coming off a tough, 22-21, loss at Central Michigan, San Diego State returns to Snapdragon Stadium to host Hawai'i in the Mountain West opener for both teams Saturday night at 5 p.m. PT.
- Saturday will be the first home game for the Aztecs (1-3) since Sept. 7, a period of four weeks (28 days).
- Saturday is also the lone home game for SDSU in a span of 48 days.
- San Diego State led for over 38 minutes at CMU last Saturday but missed two chip field goals in the fourth quarter as Chippewa kicker Tristan Mattson connected on his third field goal of the game - a 46-yarder - with five seconds remaining.
- The Aztecs led, 21-13, at the half in their first game in the Eastern Time Zone since 2015 as true freshman Danny O'Neil returned from missing the Sept. 14 game at California by connecting with tight end Jude Wolfe on a pair of touchdown passes following an earlier touchdown run by Marquez Cooper.
- SDSU, however, was held scoreless in the second half, including consecutive drives late with the missed field goals.
- Wolfe became the fourth San Diego State tight end since at least 1996 with two touchdowns in the same game, while Louis Brown IV had a career-high 149 yards on eight catches.
- O'Neil had a career-high 246 passing yards and two touchdowns, while stretching his streak to 80 passes without an interception to start his collegiate career.
- Cooper logged his 19th career 100-yard rushing game (second this season) with 111 yards on 34 carries, the second-most rushing attempts of his career.
- JD Coffey III had a career-high 15 tackles in his second start, while Trey White continued his monster start to the season with four tackles for loss, including three sacks.
- After leading the country with 39 penalties through their first three games, the Aztecs had just four accepted penalties at Central Michigan for 36 yards.
- SDSU is 1-3 for the first time since the 2015 season. The year, San Diego State won its final 10 games of the year, including all right Mountain West games, a 27-24 victory over Air Force in the MW championship and a 42-7 win over Cincinnati in the Hawai'i Bowl.
- That was the first of back-to-back MW championships for the Aztecs, who have three in league history (2012, 2015 and 2016).
- Cooper is the active leader in FBS play in both rushing yards (4,330) and all-purpose yards (4,970), and tied for second in rushing touchdowns (36), third in rushing yards per game (94.1) and sixth in total touchdowns (36).
- Cooper, who has three straight 1,000-yard seasons (2023 at Ball State, and 2021-22 at Kent State under Sean Lewis), enters the weekend ninth in the country with 118.5 rushing yards per game.
- Fellow captain Trey White, meanwhile, leads the defense with eight tackles for a loss of 56 yards and six sacks for 27 yards, while adding a forced fumble and a pass breakup. The nearby Chula Vista native leads the Mountain West in six defensive categories, including sacks per game (1.50, 2nd in FBS), total tackles for loss yards (56, 2nd in FBS), total sacks (6.0, 3rd in FBS), tackles for loss per game (2.00, T-4th in FBS), total tackles for loss (8.0, T-7th in FBS) and total sack yards (27, T-23rd in FBS).
- SDSU is meeting Hawai'i for the 39th time on Saturday with San Diego State owning a 25-11-2 advantage, including wins in 10 of the last 12 games and 19 of the last 23 outings dating back to 1990.
- One of the most innovative minds in college football over the past decade, Sean Lewis was named the 19th head coach in the history of the San Diego State football program, as announced on Nov. 29, 2023. Lewis, 38, brings an extensive résumé to The

COMBINED FB & MBB WINNING PCT. / SINCE 2010

Below is a list of the highest combined football and men's basketball winning pct. (through Sept. 28)

Rk.	School	Pct.
1.	Ohio State	.727
2.	San Diego State	.725
3.	Oregon	.714
4.	Duke	.707
5.	Alabama	.694
6.	Arizona	.690
7.	Wisconsin	.688
8.	Kentucky	.687
9.	Michigan State	.684
10.	Cincinnati	.681

MOST RUSHING YARDS / FBS / ACTIVE

Rk.	Player, Current School	Yds.
1.	Marquez Cooper, SDSU	4,330
2.	Tahj Brooks, Texas Tech	3,603
3.	Devin Neal, Kansas	3,590
4.	Nate Noel, Missouri	3,515
5.	Quinshon Judkins, Ohio State	3,115

* Cooper spent 2020-22 at Kent State and 2023 at Ball State

MOST NON-OFFENSIVE TOUCHDOWNS SINCE 2020

Rk.	School	GP	Tds
1.	Pittsburgh	54	20
2.	Notre Dame	56	19
3.	Alabama	59	18
	Houston	52	18
	Iowa	53	18
	Kentucky	55	18
	Ohio State	51	18
8.	San Diego State	51	17
	Baylor	53	17
	Middle Tennessee	52	17
	Mississippi State	54	17
	TCU	54	17

SAN DIEGO STATE MEDIA AVAILABILITY: HAWAI'I

29 SUN	30 MON	1 TUE	2 WED	3 THU	4 FRI	5 SAT
Closed Practice No media availability.	SDSU Media Luncheon 11:15 a.m. - Food arrives 11:30 p.m. - Coach Lewis No practice No student-athlete availability. <i>Game Notes</i> <i>News Conference Video</i> <i>News Conference Quotes</i>	FINAL MEDIA DAY FOR STUDENT-ATHLETES 8:45-9:15 a.m. - Open Practice Open to media who cover SDSU on a regular basis (must contact media relations office). 11 a.m. - Post-practice availability (only student-athlete request availability for the week; requests (up to a max of two) due by 9 a.m.): - Assistant coaches - Selected players <i>Media Scrum Video</i>	FINAL MEDIA DAY FOR COACHES 8:45-9:15 a.m. - Open Practice Open to media who cover SDSU on a regular basis (must contact media relations office). 11 a.m. - Post-practice availability requests (up to a max of two) due by 9 a.m.: - Head Coach Sean Lewis - Assistant coaches not interviewed on Tuesday <i>Broadcast Flip Card</i>	Closed Practice No media availability. 6 p.m. - The Sean Lewis Show live on San Diego Sports 760.	Closed Practice No media availability.	San Diego State vs. Hawai'i, 5 p.m. PT on CBS Sports Network and San Diego Sports 760. Postgame News Conference - San Diego State's locker room is closed. Coach Lewis and selected players will be available after a cooling off period. Contact the media relations office for details. <i>Live: Game</i> <i>Live: Stats</i> <i>Game Stats</i> <i>Postgame Notes</i> <i>Postgame Quotes</i> <i>News Conference Archive</i> <i>Highlights</i>

Items in red are sent out to the media distribution list and/or are available on that day at GoAztecs.com.

SDSU MEDIA RELATIONS

Phone: (619) 594-5547

Fax: (619) 582-6541

Overnight Address:

Aztec Athletics Center, Suite 3014
 5302 55th Street
 San Diego, CA 92182-4309

Website: GoAztecs.com

Public Twitter: GoAztecs

Game Notes Twitter: GoAztecsStats

Jamie McConeghy* | Senior Assoc. AD/Comm. & Media Relations

Office: (619) 594-3023

Cell: (607) 435-5577

E-Mail: jmcconeg@sdsu.edu

Collin Robinson* | Assistant Communication Director

Office: (619) 594-5548

E-Mail: crobins3@sdsu.edu

Richard Stern | Assistant AD - Communications

Office: (619) 594-5548

E-Mail: rstern@sdsu.edu

Ben Pearson | Assistant Communications Director

Office: (619) 594-2576

E-Mail: bpearson@sdsu.edu

Jim Solien | Assistant Media Relations Director

Office: (619) 594-2576

E-Mail: jsolien@sdsu.edu

Sam Meyers | Assistant Communications Director

Office: (619) 594-5242

E-Mail: scmeyers@sdsu.edu

Rachel Gonzales% | Media Relations Coordinator

Office: (619) 594-5547

E-Mail: regonzales@sdsu.edu

Andrew Burton | Coordinator of Multimedia Productions

Office: (619) 594-2428

E-Mail: aburton2@sdsu.edu

PRACTICE

All practices are closed to both the public and the media with the exception being the first 20 minutes of Tuesday and Wednesday's workouts (media only). Members of the media planning to attend Tuesday or Wednesday's practice will need to email the athletic communications office to be placed on a list to gain access to the practice fields.

Post-practice interview requests should be submitted to the San Diego State athletic communications office no later than 9 a.m. PT on the day of the potential interview. Other interview requests must be made at least 24 hours in advance.

MONDAY NEWS CONFERENCE

SDSU will hold its news conference on Monday's at 11:30 p.m. PT with the exception of the first week.

Contact the SDSU athletic communications office for more details.

A brief transcript of the weekly media luncheon will be posted on GoAztecs.com. Contact the athletic communications office for additional details.

THE SEAN LEWIS RADIO SHOW

This season, the Sean Lewis Show will air live weekly on Thursday evenings from 6-7 p.m. PT on San Diego Sports 760.

VIDEO FOOTAGE OF GAMES

Video highlights and interview footage will once again be available to the media for San Diego State road games (time permitting). For more information contact Jamie McConeghy at (619) 594-3023.

COLLEGE PRESS BOX.COM

CollegePressBox.com is the official media website for Mountain West football. Access and download weekly game notes, quotes, statistics, media guide headshots, logos and more for the conference and each of its 12 member schools throughout the season. Login information will be distributed by the conference office to accredited media or you can apply for a password by sending an email to password@collegepressbox.com.

* primary football contacts; % credential requests

Mesa, serving as head coach at Kent State from 2018-22 before spending the 2023 campaign as offensive coordinator/quarterbacks coach at Colorado under head coach Deion Sanders. He has also witnessed great success as a coordinator/assistant coach in stops at Syracuse (2016-17), Bowling Green (2014-15) and Eastern Illinois (2012-13).

- Last season at Colorado, the Buffaloes were ranked sixth in the country in passing yards per game (330.0) and 39th in scoring (32.1) with Lewis calling the plays. When Lewis stopped calling plays, Colorado dropped to 59th in passing (224.0) and 100th in scoring (20.3).

- In 2021, Kent State set program records in plays (1,052), yards (6,907), first downs (364), rushing yards (3,482) and passing yards (3,425). Additionally, the Golden Flashes ranked third in the country that year in rushing (248.6) and first downs (364), fourth in total offense (495.2) and 30th in scoring (33.0).

- In the COVID-shortened 2020 season, Kent State led the country in scoring (49.8) and total offense (606.5), ranked second in in pass efficiency rating (191.2) and third down conversion percentage (56.1), third in rushing (283.0) and fourth down conversion percentage (87.5), and 10th in passing (323.5).

- While at Syracuse, his 2016 offense set or tied 40 program records, including passing yards (3,855), while the 5,290 yards were the second most in school history.

- Lewis also had the fourth-ranked offense (546.8) at Bowling Green in 2015 and the sixth-ranked scoring offense (42.2).

- The Aztecs have posted a .500 or better overall record and a winning record in Mountain West action in 13 of the past 14 seasons, only failing to do so last year (4-8 overall, 2-6 in MW).

- San Diego State once again plays one of the toughest schedules in the country with seven of its 11 FBS games against teams that made a bowl game in 2023 and three against former Pac-12 teams (hosting Oregon State on Sept. 7, at California on Sept. 14 and hosting Washington State on Oct. 26).

- SDSU returns only two all-Mountain West players from a year ago in Mekhi Shaw (honorable mention at both wide receiver and

FEWEST PLAYERS IN FINAL YEAR OF ELIGIBILITY / FBS

Rk.	Team	No.
1.	Illinois	12
	Troy	12
3.	Iowa State	14
	San Jose State	14
5.	San Diego State	15

MOST SCHOLARSHIP NEWCOMERS / FBS

Rk.	Team	No.
1.	North Texas	54
2.	Colorado	49
3.	Arizona State	49
	Indiana	49
	Troy	49
6.	San Diego State	44

FEWEST PLAYERS IN FINAL YEAR OF ELIGIBILITY WHO BEGAN CAREER AT CURRENT SCHOOL / FBS

Rk.	Team	No.
1.	San Diego State	0
	Troy	0
3.	Colorado	1
4.	Arizona State	3
	Old Dominion	3
6.	Six tied at	4

FEWEST SCHOLARSHIP PLAYERS RETURNING / FBS

Rk.	Team	No.
1.	Colorado	31
	North Texas	31
3.	Arizona State	38
	Indiana	38
	Troy	38
5.	San Diego State	40
	Temple	40

FEWEST RETURNING PLAYERS / FBS

Rk.	Team	No.
1.	North Texas	46
2.	Colorado	51
3.	San Jose State	53
4.	San Diego State	54
5.	Arizona State	58
	Middle Tennessee	58
	Old Dominion	58
	Temple	58

BEST FBS RECORD SINCE 2015

Below is a list of the highest winning percentages in the nation for FBS schools since the beginning of the 2015 season. (note: minimum 80 games played as an FBS school; through Sept. 28)













Rk.	Team	W	L	Pct.
1.	Alabama	119	12	.908
2.	Ohio State	105	14	.882
3.	Clemson	112	18	.862
4.	Georgia	107	20	.843
5.	Oklahoma	98	25	.797
6.	Michigan	93	26	.782
7.	Notre Dame	91	29	.758
8.	Appalachian State	90	32	.738
9.	Boise State	85	33	.720
	Penn State	85	33	.720
11.	LSU	86	34	.717
12.	Washington	82	34	.707
13.	Iowa	84	35	.706
14.	Oklahoma State	85	37	.697
15.	Oregon	81	36	.692
16.	Utah	81	37	.686
	Wisconsin	81	37	.686
18.	Memphis	82	39	.678
19.	Toledo	77	38	.670
20.	San Diego State	77	41	.653

CALIFORNIA FBS RECORDS SINCE 2015

Below is a look at the best records in the state of California since the beginning of the 2015 campaign (through Sept. 28). BG - indicates number of bowl games the team has participated in since 2015. AP Rk. - indicates current final team ranking in the Associated Press poll.

Rk.	Team	W	L	Pct.	BG	AP Rk.
1.	San Diego State	77	40	.653	7	-
2.	USC	73	42	.635	6	11
3.	Fresno State	65	50	.565	5	-
4.	Stanford	59	53	.527	4	-
5.	UCLA	54	57	.486	5	-
6.	California	52	56	.481	4	-
7.	San José State	47	64	.423	4	-

2024 SCHEDULE / RESULTS

Date	Opponent	Site	TV/Stream	Time/Result	Series	Notes
Aug. 31	 Texas A&M-Commerce Lions	San Diego, Calif. Snapdragon Stadium	truTV/MAX	W, 45-14	SDSU, 1-0	SDSU outscores TC, 42-8, in 2H in Lewis debut; Cooper: 223 yds., 2 TD; TR-Fr. O'Neil starts at QB
Sept. 7	 Oregon State Beavers	San Diego, Calif. Snapdragon Stadium	CBS Sports Network	L, 0-21	OSU, 5-2	SDSU outgained, 420-179 (237-72 on ground); Aztecs only get into OSU territory 2 of 12 drives
Sept. 14	 at (rv/rv) California Bears	Berkeley, Calif. California Memorial Stadium	ESPN	L, 10-31	CAL, 5-4	Game combines for 27 penalties for 233 yds; Tup.-Johnson: 156 yds., 1 TD, 2 INT in 1st start
Sept. 28	 at Central Michigan Chippewas	Mt. Pleasant, Mich. Kelly/Shorts Stadium	CBS Sports Network	L, 21-22	Series tied, 1-1	SDSU misses 2 FGs in 4th Q (33 and 28 yds.); Brown: 8 rec., 149 yds.; Wolfe: 3-40-2 (TD)
Oct. 5	 Hawai'i Rainbow Warriors	San Diego, Calif. Snapdragon Stadium	CBS Sports Network	5 p.m. PT	SDSU, 25-11-2	SDSU has won 10 of the last 12 in the series; Five of last six have been decided by 1 score
Oct. 12	 at Wyoming Cowboys	Laramie, Wyo. War Memorial Stadium	CBS Sports Network	1:30 p.m. MT	Series tied, 19-19	First meeting since 26-22 SDSU win in 2019; 1st trip to Laramie since winning '16 MW Champ
Oct. 26	 Washington State Cougars	San Diego, Calif. Snapdragon Stadium	CBS Sports Network	7:30 p.m. PT	Series tied, 1-1	Teams last met in 2011 (at SDSU 42, WSU 24); Other meeting was 2007 (at WSU 45, SDSU 17)
Nov. 1	 at Boise State Broncos	Boise, Idaho Snapdragon Stadium	Albertsons Stadium	6 p.m. MT	Boise State, 5-4	SDSU outgained, 85, 439-403, in '23 but lost, 34-31; Longest winning streak in series is two
Nov. 8	 New Mexico Lobos	San Diego, Calif. Snapdragon Stadium	FS1	7:30 p.m. PT	SDSU, 29-15	Aztecs have won nine straight in series; Last loss was Oct. 18, 2008 in Albuquerque
Nov. 16	 at UNLV Rebels	Las Vegas, Nev. Allegiant Stadium	CBS Sports Network	7:30 p.m. PT	SDSU, 22-10	SDSU has won 4 straight in series & 8 of last 9; UNLV made MW championship for 1st time in '23
Nov. 23	 at Utah State Aggies	Logan, Utah Maverik Stadium	CBS Sports Network	1:30 p.m. MT	SDSU, 13-4	SDSU lost, 32-24, in double-overtime in 2023; Aztecs are 5-0 all-time at Utah State
Nov. 30	 Air Force Falcons	San Diego, Calif. Snapdragon Stadium	Fox Sports Networks	TBA	Air Force, 21-18	SDSU won 9 of last 11, but AFA has won last 2; Aztecs have won 5 of last 6 meetings at home

RUSHING YARDS / ALL-TIME[^] / FBS

Rk.	Player, Team	Years	Yards
1.	Donnel Pumphrey, San Diego State	2013-16	6,405
68.	Dalvin Cook, Florida State	2014-16	4,464
70.	Eric Dickerson, SMU	1979-82	4,450
71.	Earl Campbell, Texas	1974-77	4,443
76.	Troy Davis, Iowa State	1994-96	4,382
	AJ Dillon, Boston College	2017-19	4,382
83.	Marquez Cooper, San Diego State*	2020-24	4,330

[^] According to SportsReference.com; * Cooper spent 2020-22 at Kent State and 2023 at Ball State

RUSHING YARDS / ACTIVE / FBS

Rk.	Player, Team	Years	Yards
1.	Marquez Cooper, San Diego State*	2020-24	4,330
2.	Tahj Brooks, Texas Tech	2020-24	3,603
3.	Devin Neal, Kansas	2021-24	3,590
4.	Nate Noel, Missouri	2020-24	3,515
5.	Quinshon Judkins, Ohio State	2022-24	3,115

* Cooper spent 2020-22 at Kent State and 2023 at Ball State

ALL-PURPOSE YARDS / ACTIVE / FBS

Rk.	Player, Team	Years	Yards
1.	Marquez Cooper, San Diego State*	2020-24	4,970
2.	Brennan Presley, Oklahoma State	2020-24	4,521
3.	Brian Battie, Auburn	2020-24	4,386
4.	LaJohntay Wester, Colorado	2020-24	4,117
5.	Devin Neal, Kansas	2021-24	4,085

* Cooper spent 2020-22 at Kent State and 2023 at Ball State

RUSHING TOUCHDOWNS / ACTIVE / FBS

Rk.	Player, Team	Years	TDs
1.	Devin Neal, Kansas	2021-24	37
2.	Marquez Cooper, San Diego State*	2020-24	36
	Quinshon Judkins, Ohio State	2022-24	36
	TreVeyon Henderson, Ohio State	2021-24	36
5.	Ashton Jeanty, Boise State	2022-24	34

* Cooper spent 2020-22 at Kent State and 2023 at Ball State

RUSHING YARDS PER GAME / ACTIVE / FBS

Rk.	Player, Team	Years	YPG [^]
1.	Quinshon Judkins, Ohio State	2022-24	103.8
2.	Ashton Jeanty, Boise State	2022-24	100.4
3.	Marquez Cooper, San Diego State*	2020-24	94.1
4.	Harrison Waylee, Wyoming	2020-24	89.9
5.	Jadyn Ott, California	2022-24	86.9

* Cooper spent 2020-22 at Kent State and 2023 at Ball State; [^] min. 20 GP

RUSHING YARDS PER GAME / 2024 / FBS


Rk.	Player, Team	G	YPG
1.	Ashton Jeanty, Boise State	4	211.3
2.	Kaleb Johnson, Iowa	4	171.3
3.	Kyle Monangai, Rutgers	4	147.3
4.	Tahj Brooks, Texas Tech	4	137.8
5.	Omarion Hampton, North Carolina	5	131.6
6.	RJ Harvey, UCF	4	149.3
7.	Bryson Daily, Army West Point	4	123.0
8.	DJ Giddens, Kansas State	5	120.8
9.	Marquez Cooper, San Diego State	4	118.5
10.	Blake Horvath, Navy	4	112.5

punt returner) and Kenan Christon (honorable mention at kick returner).

- Gone from San Diego State are second-team honorees TE Mark Redman, OL Cade Bennett, CB Noah Tumblin and P Jack Browning, including the latter two which are vying for spots in NFL camps. Other all-conference performers gone from SDSU are QB Jalen Mayden, LB Zyrus Fiasue and CB Dez Malone. In all, 18 starters are gone from the 2023 squad.
- Joining first-year head coach Sean Lewis are 55 total newcomers (combining scholarships and walk-ons).
- The Aztecs do not have a single player in his final year of eligibility who began his career at San Diego State. SDSU and Troy are the only teams in the country without a player in his final year of eligibility who began his career at his current school (see chart on right).
- Overall, the Aztecs have 15 players in their final year of eligibility, which is the fifth fewest in the country. Only Illinois (12), Troy (12), Iowa State (14) and San Jose State (14) have fewer (see chart on right).
- Additionally, SDSU returns only 54 players from a year ago, which ranks as the fourth fewest in the country.
- San Diego State has 44 scholarship newcomers, the sixth most in the nation. The 40 scholarship returnees are tied for the sixth fewest in the country.
- Lewis has brought along an impressive coaching staff to The Mesa, including six full-time coaches with previous coordinator experience. Three assistant coaches on the Aztec offensive staff have previous offensive coordinator experience, including pass game coordinator Laneer Sampson (2023 co-offensive coordinator/2022 pass game coordinator at Austin Peay), run game coordinator Mike Schmidt (2023 run game coordinator at Mississippi State, 2022 run game coordinator at Syracuse) and quarterbacks coach Matt Johnson (2023 offensive coordinator at Kent State). Additionally, senior offensive analyst Ryan Lindley was SDSU's offensive coordinator last season.
- Defensively, Eric Schmidt is in his first season as SDSU's defensive coordinator. Schmidt previously spent two seasons at Washington as its special teams coordinator and coach of the EDGE position on defense. Defensive edges coach Rob Aurich (2022-23 defensive coordinator at Idaho, 2018-21 special teams coordinator at South Dakota, 2015-17 defensive coordinator at Bemidji State) also has previous coordinator experience.
- Finally, associate head coach Zac Barton is in his first season as SDSU's special teams coordinator after spending last season at Kansas, where he served as the Jayhawks' special teams analyst. Prior to Kansas, Barton coached the special teams at Kent State from 2018-22 under Lewis.
- Following Saturday's home game, San Diego State heads to Wyoming on Oct. 12 for the first time since winning its last Mountain West championship on Dec. 3, 2016.

PROGRAM-AT-A-GLANCE

- SDSU's 72.5 combined winning percentage in football and men's basketball since the fall of 2010 only trails Ohio State (.727). Rounding out the top five are Oregon (.714), Duke (.707) and Alabama (.694).
- Since the start of the 2015 campaign, San Diego State ranks 20th in the country with a 65.3 winning percentage (min. 80 games played as an FBS school) (77-41).
- SDSU had five double-digit victory seasons from 2015-21. Only eight schools in the nation can say that - San Diego State, Alabama, Appalachian State, Clemson, Georgia, Notre Dame, Ohio State and Oklahoma.
- San Diego State posted 13 consecutive seasons with at least a .500 record until last year. That was tied for the sixth-longest streak nationally and was the longest streak among Pacific Time Zone teams.
- The Aztecs have played in 12 bowl games since 2010, tied for the 13th most in the country. The only teams with more bowl appearances since 2010 other than SDSU are Alabama, Boise State, Clemson, Georgia, LSU, Mississippi State, Notre Dame, Ohio State, Oklahoma, Oklahoma State, Oregon and Wisconsin.
- Since the start of the 2019 campaign, San Diego State is 28-15 in games decided by seven or more points.
- The Aztecs are 26-15 in their last 41 games decided by one score.
- San Diego State is 49-23 (.681) in its last 72 regular-season games against Mountain West opponents.
- SDSU's defensive rankings since 2014: 2nd in interceptions (158), 6th in turnovers forced (230), 9th in total defense (323.3) and 9th in scoring (19.7)
- Since the start of the 2015 season, San Diego State has 14 kickoff returns for touchdowns, the most in the country over that span.
- The Aztecs also have five 100-yard kickoff return touchdowns since 2015, tied for the second most in the nation over that span.



Cooper

MR. COOPER

San Diego State senior running back Marquez Cooper is making the most of his opportunity to be the featured back in the San Diego State offense.

- Cooper has three career 1,000-yard seasons, including 1,080 and 1,331 while at Kent State under Sean Lewis in 2021 and 2022, respectively, and 1,043 last year at Ball State.
- Cooper is the active leader in FBS play in both rushing yards (4,330) and all-purpose yards (4,970), and tied for second in rushing touchdowns (36), third in rushing yards per game (94.1) and sixth in total touchdowns (36). <<< See Marquez Cooper rankings on the left on this page.
- Cooper's 4,330 rushing yards would rank third in SDSU program history, just ahead of Rashaad Penny (3,656 from 2014-17) and only behind Donnel Pumphrey (6,405 from 2013-16) and Marshall Faulk (4,589 from 1991-93).
- Cooper has 19 career 100-yard rushing games, including 13 at Kent State (five in 2022, seven in 2021 and one in 2020), four at Ball State last year and two this season in four games at San Diego State.
- This season, Cooper ranks third in FBS in rushing attempts per game (24.00, 1st in MW), fifth in total rush attempts (96, 1st in MW), tied for fifth in total all-purpose plays (102, 1st in MW), ninth in rushing yards per game (118.50, 2nd in MW), 20th in rushing yards (474, 2nd in MW) and 23rd in all-purpose yards per game (126.00, 3rd in MW). Cooper is also fifth in the league in both total all-purpose yards (504, T-42nd in FBS) and rushing yards per carry (4.94), and tied for eighth in rushing touchdowns (3, T-72nd in

FBS).

- Cooper rushed for 223 yards in the opener vs. Texas A&M-Commerce on Aug. 31, the first 200-yard game by an Aztec since Rashaad Penny had 221 vs. Army West Point in the 2017 Armed Forces Bowl on Dec. 23 and the most by an Aztec since Penny had a career-high 234 at San Jose State on Nov. 4, 2017. Cooper became the 84th different Aztec with a 100-yard rushing game. It was the 17th time in SDSU's Division I history that an Aztec broke 100 rushing yards in a season opener and only trailed David Turner's 239 yards in the 1976 opener vs. Arkansas State. Cooper's 223 yards were also Snapdragon Stadium record and the fourth most in a FBS game this season. Cooper had his second 100-yard game of the season at Central Michigan on Sept. 28, rushing for 111 yards on 34 carries.



O'Neil

IN RAREFIED AIR

San Diego State true freshman quarterback Danny O'Neil has burst on the scene after joining the Aztecs in January for the spring semester. The Indianapolis native followed SDSU head coach Sean Lewis to The Mesa and was named the team's starting quarterback after practice on Aug. 19.

Below are some notes on O'Neil.

- O'Neil became the first true freshman quarterback in SDSU's Division I era (since 1969) to earn a start in a season-opener when he started against Texas A&M-Commerce on Aug. 31.
- He was the third true freshman quarterback in San Diego State's DI era to earn a start and is the second to pick up a win in his first start (also Spencer Brinton on Oct. 25, 1997 - SDSU 10, Hawai'i 3).
- The Aztecs scored 45 points in his first career start. In SDSU's two previous games that it started a true freshman quarterback for the first time, San Diego State combined for 23 points (10 vs. Hawai'i on Oct. 25, 1997 and 13 at Fresno State on Oct. 3, 2014).
- O'Neil was one of only two true freshmen in the country to start in the opening weekend (also Nebraska's Dylan Raiola).
- In the second half of the Texas A&M-Commerce game, O'Neil was 11-for-12 for 130 yards and two touchdowns for a 237.67 pass efficiency rating.
- O'Neil has thrown 80 pass attempts this season, which is the seventh most in the country without an interception.
- Last week at Central Michigan, O'Neil was 14-of-23 for 246 yards and two touchdowns. By Pro Football Focus, he ranked third in the country by passing grade (91.5, min. one dropback) and tied for sixth in overall offensive grade (90.3, min. 30 dropbacks) among all quarterbacks.



White

HOMETOWN HERO

San Diego State sophomore Trey White is making the most of his move from linebacker to the new EDGE position in Eric Schmidt's 4-2-5 defense. White, who prepped at nearby Eastlake High School in Chula Vista, was named a captain by his teammates in late-August, along with Tano Letuli the first Aztec underclassmen to be named captains since current Minnesota Vikings head coach Kevin O'Connell (O'Connell was a four-time team captain from 2004-07).

Below are some notes on White's season so far.

- White has totaled 23 tackles (17 solo), including eight tackles for a loss of 56 yards and six sacks for 27 yards, while adding a forced fumble and a pass breakup.
- White leads the Mountain West in six defensive categories, including sacks per game (1.50, 2nd in FBS), total tackles for loss yards (56, 2nd in FBS), total sacks (6.0, 3rd in FBS), tackles for loss per game (2.00, T-4th in FBS), total tackles for loss (8.0, T-7th in FBS) and total sack yards (27, T-23rd in FBS). White is also tied for eighth in the MW in forced fumbles (1,) and tied for ninth in forced fumbles per game (0.25, T-50th in FBS).
- According to Pro Football Focus, White ranks second in the Mountain West in total quarterback pressures (16) and quarterback hits (5).
- White logged three sacks and four tackles for loss at Central Michigan on Sept. 28. He was the first Aztec with four TFLs in a game since Jay Henderson had four vs. Northern Illinois on Sept. 30, 2017.



Johnson

BIDING HIS TIME

San Diego State junior cornerback Chris Johnson is in the midst of a fantastic junior season. Johnson, who entered the season with 24 games played and no starts while working behind the plethora of veteran Aztec cornerbacks, has 20 tackles (13 solo), through four games so far in 2024 with four starts. He also has three forced fumbles and three pass breakups.

Below are some notes on Johnson's 2024.

- Johnson is tied for the FBS lead in both forced fumbles (3) and forced fumbles per game (0.75). The three forced fumbles are already tied for the 13th most in SDSU single-season history.
- According to Pro Football Focus, CB Chris Johnson has the top coverage grade among cornerbacks in the Mountain West at 84.9 and tied for fifth in the country overall (min. 130 pass coverage snaps).
- Additionally, Johnson's 83.1 overall defensive grade leads the Mountain West among cornerbacks and is fourth nationally (min. 225 defensive snaps).

TRENDING

Searching for the formula to a San Diego State victory? Look no further.

OFFENSIVE KEYS

- San Diego State is 57-2 the last 59 times it has rushed for 200 yards. The Aztecs surpassed 200 in the opener against Texas A&M-Commerce.

HAWAII (2-2, 0-0 MW)

Aug. 24	Delaware State	W, 35-14
Aug. 31	UCLA	L, 13-16
Sept. 14	at Sam Houston	L, 13-31
Sept. 21	Northern Iowa	W, 36-7
Oct. 5	at San Diego State*	5 p.m. PT
Oct. 12	Boise State*	5 p.m. HT
Oct. 19	at Washington State	TBA
Oct. 26	Nevada*	6 p.m. HT
Nov. 2	at Fresno State*	4 p.m. PT
Nov. 9	UNLV*	4 p.m. HT
Nov. 16	at Utah State*	1 p.m. MT
Nov. 30	New Mexico*	6 p.m. HT

TEAM COMPARISON (2024)

(National rankings (out of 133 in parentheses; through Sept. 28)

Category	San Diego State	Hawai'i
Record	1-3	2-2
Conference	0-0	0-0

Scoring Offense	19.00 (115)	24.25 (94)
Scoring Defense	22.00 (57)	17.00 (30)

Scoring Differential^	-14.33 (107)	-10.50 (98)
-----------------------	--------------	-------------

^ ranking and numbers only include only vs. FBS schools

Rushing Offense	138.50 (92)	96.00 (120)
Passing Offense	183.25 (104)	265.25 (38)
Total Offense	321.75 (111)	361.25 (92)
Passing Efficiency	122.79 (107)	126.25 (95)

Rushing Defense	182.25 (103)	126.00 (57)
Passing Defense	199.00 (57)	180.00 (37)
Total Defense	381.25 (91)	306.00 (33)
Passing Eff. Defense	124.70 (60)	114.98 (31)

Net Punting	38.00 (83)	43.44 (15)
Punt Returns	0.86 (127)	18.33 (16)
Kickoff Returns	11.20 (130)	15.89 (116)
Punt Return Def.	6.86 (68)	4.40 (38)
Kick Return Def.	15.00 (19)	13.17 (10)

Interceptions Thrown	2 (23)	5 (91)
Fumbles Lost	1 (13)	1 (13)
Passes Intercepted	3 (72)	3 (72)
Fumbles Recovered	3 (28)	3 (28)
Turnovers Lost	3 (15)	6 (64)
Turnovers Gained	6 (62)	6 (62)
Turnover Margin	+0.75 (31)	+0.00 (66)

Sacks	3.50 (6)	2.00 (60)
Tackles for Loss	6.25 (53)	7.00 (27)
Sacks Allowed	2.50 (103)	2.00 (80)
TFL Allowed	6.75 (107)	4.50 (44)

First Downs Off.	67 (123)	81 (96)
First Downs Def.	87 (74)	65 (16)
3rd Down Conv. %	34.48 (101)	34.00 (103)
4th Down Conv. %	40.00 (109)	57.14 (59)
3D Conv. % Def.	40.00 (84)	37.50 (70)
4D Conv. % Def.	58.33 (85)	100.00 (129)

Fewest Penalties	10.75 (132)	9.00 (124)
Fewest Penalty Yds.	96.25 (132)	85.50 (125)

Red Zone Offense	55.56 (131)	92.86 (31)
Red Zone Defense	92.31 (100)	83.33 (67)

Time of Possession	24:48 (129)	29:30 (77)
--------------------	-------------	------------

SDSU IN THE RANKINGS (2024)

Category	Pct./No.	NCAA	MW
Rushing Offense	138.50	92	8
Passing Offense	183.25	104	8
Total Offense	321.75	111	10
Scoring Offense	19.00	115	9
Passing Efficiency	122.79	107	8
Rushing Defense	182.25	103	9
Passing Defense	199.00	57	3
Total Defense	318.25	91	8
Scoring Defense	22.00	57	4
Passing Efficiency Defense	124.70	60	5
Net Punting	38.00	83	7
Kickoff Returns	11.20	130	11
Punt Returns	0.86	127	11
Kickoff Return Yardage Def.	15.00	19	2
Punt Return Yardage Def.	6.86	68	6
Interceptions Thrown	2	23	2
Fumbles Lost	1	13	2
Passes Intercepted	3	72	4
Fumbles Recovered	3	28	4
Turnovers Lost	3	15	2
Turnovers Gained	6	62	6
Turnover Margin	+0.75	31	2
Sacks	3.50	6	2
Tackles for Loss	6.25	53	5
Sacks Allowed	2.50	103	12
Tackles for Loss Allowed	6.75	107	11
First Downs	67	123	10
Opponent First Downs	87	74	7
3rd Down Conversion Pct.	34.48	101	8
4th Down Conversion Pct.	40.00	109	11
3rd Down Defense	40.00	84	6
4th Down Defense	58.33	85	7
Fewest Penalties	10.75	132	11
Fewest Yards Penalized	96.25	132	11
Red Zone Offense	55.56	131	12
Red Zone Defense	92.31	100	8
Time of Possession	24:48	129	12
Field Goal Percentage	40.00	129	12
PAT Percentage	88.89	127	12
Winning Percentage	25.00	104	8

Red indicates top 25 in FBS or Mountain West leader

MOST STARTS / CONSECUTIVE STARTS

Most Starts	Starts
Tyler Pastula, P	49
Marquez Cooper, RB	46
Ryan Wintermeyer, LS	43
Nate Bennett, WR	35
Nate Williams, OL	31

Consecutive Starts	Streak
Tyler Pastula, P	49
Ryan Wintermeyer, LS	43
Marquez Cooper, RB	36
Nate Williams, OL	28
Bryce Phillips, CB	26

- The Aztecs are 86-23 since 2011 when committing one turnover or less, something SDSU has done in 46 of its last 64 games.
- SDSU has an advantage in time of possession in 39 of the last 63 games. Since 2011, the Aztecs are 36-8 when possessing the football for at least 35 minutes.

DEFENSIVE KEYS

- The Aztecs are 72-5 since 2011 when holding the opposition to 17 points or less. SDSU has held 29 of its last 60 opponents to 17 points or less.
- San Diego State has won 24 of its last 29 games when forcing at least two turnovers (SDSU's 17-game winning streak came to an end on Sept. 3, 2022 vs. Arizona) and 34 straight games when forcing at least three turnovers (1-0 this season).
- San Diego State is 77-6 in its Division I history when owning at least a plus-3 turnover advantage, something it did in the opener on Aug. 31 vs. Texas A&M-Commerce.
- The Aztecs are 34-10 since 2011 when allowing less than 150 passing yards.
- San Diego State is 62-9 the last 71 times it has held the opposition to a 33.3 percent or less mark on third down.
- Since 2009, San Diego State's record broken down by opponent passing efficiency: less than 110: 69-11; between 110-150: 45-31; greater than 150: 8-31.
- Since the start of the 2015 campaign, SDSU is 47-5 when holding its opponent to a passing efficiency rating of below 110.

SPECIAL TEAMS / OVERALL TRENDS

- The Aztecs are 51-4 the last 55 times when owning a turnover advantage.
- San Diego State had won 17 straight games when committing fewer turnovers than its opponent before falling at No. 16/17 Oregon State on Sept. 16, 2023 with a plus-1 advantage (streak started on Nov. 30, 2019 vs. Brigham Young). The Aztecs have now won 26 of the last 30 games when winning the turnover battle.
- San Diego State is 34-10 the last 44 times it has an advantage in field position.
- Since the start of the 2015 season, San Diego State has 14 kickoff returns for touchdowns, the most in FBS play over that time. To put that stat into perspective, eight other teams have played at least 60 games over that span and do not have a single kick return touchdown.
- Since the start of the 2020 season, San Diego State has 17 non-offensive touchdowns, tied with Baylor, Middle Tennessee, Mississippi State and TCU for the eighth most in the country over that span, trailing only Pittsburgh (20), Notre Dame (19), Alabama (18), Houston (18), Iowa (18), Kentucky (18) and Ohio State (18).
- The Aztecs have 13 non-offensive touchdowns since the start of the 2021 season. Only nine schools have more non-offensive touchdowns over that span, including Pittsburgh (18), Notre Dame (16), Iowa (15), Kentucky (15), Middle Tennessee (15), Ohio State (15), SMU (15), Arkansas State (14) and Houston (14). Over that span, SDSU has four blocked punt returns for touchdowns, four interception returns for touchdowns, two kickoff returns for a touchdown, two fumble recoveries for a touchdown and one punt return for a touchdown.
- SDSU has won 37 of its last 40 games leading after three quarters (30-game winning streak was snapped at Fresno State on Oct. 29, 2022).

BULLET NOTES - OFFENSE

- Sean Lewis is in his first season at San Diego State. One of the most innovative minds in college football over the past decade, Lewis was named the 19th head coach in the history of the San Diego State football program on Nov. 29, 2023. Lewis, 38, brings an extensive résumé to The Mesa, serving as head coach at Kent State from 2018-22 before spending the 2023 campaign as offensive coordinator/quarterbacks coach at Colorado under head coach Deion Sanders. He has also witnessed great success as a coordinator/assistant coach in stops at Syracuse (2016-17), Bowling Green (2014-15) and Eastern Illinois (2012-13). Colorado ranked sixth in the country in passing offense (330.0) last season when Lewis was calling plays and 39th in scoring (32.1). In 2021, Kent State set program records in plays (1,052), yards (6,907), first downs (364), rushing yards (3,482) and passing yards (3,425). In 2020, Kent State ranked first in scoring (49.8) and total offense (606.5), second in pass efficiency rating (191.2) and third down conversion percentage (56.1), third in rushing (283.0) and fourth down conversion percentage (87.5), and 10th in passing (323.5).
- Three other assistant coaches on the Aztec offensive staff have previous offensive coordinator experience, including pass game coordinator Laneer Sampson (2023 co-offensive coordinator/2022 pass game coordinator at Austin Peay), run game coordinator Mike Schmidt (2023 run game coordinator at Mississippi State, 2022 run game coordinator at Syracuse) and quarterbacks coach Matt Johnson (2023 offensive coordinator at Kent State). Additionally, senior offensive analyst Ryan Lindley was SDSU's offensive coordinator last season.
- San Diego State returns four starters on offense this season, including left guard Myles Murao, right guard Ross Ulugalu-Maseuli, running back Kenan Christon and wide receiver Mekhi Shaw.

OFFENSIVE NUMBERS

- **San Diego State is 66-17 since 2015 when scoring just 20 or more points (1-1 this year).**
- The Aztecs are 51-5 the last 56 times they have scored at least 30 points (1-0 this season). SDSU won 13 straight games when scoring at least 30 points before falling, 34-31, to Boise State on Sept. 22, 2023 (3-1 in 2023).
- SDSU has won 21 straight games when scoring 40 points (1-0 this year).
- SDSU is 29-6 since 2011 when having at least 36 minutes of time of possession.
- San Diego State won 11 straight games when not committing a turnover until falling at Central Michigan, 22-21, on Sept. 28. **The Aztecs have won 15 of their last 17 games when not committing a turnover (1-1 this season).**
- Since the beginning of 2014, SDSU is 70-21 when committing one turnover or less (13 straight win streak was snapped at Boise State on Sept. 30, 2022) and 14-26 when having two or more turnovers in the game.
- San Diego State has one turnover or less in 46 of its last 64 games and in 64 of its last 91 games.
- San Diego State had its 17-game winning streak at No. 16/17 Oregon State on Sept. 16, 2023 snapped when winning the turnover

battle. The Aztecs have won 20 of their last 22 games when committing fewer turnovers than their opponent.

- San Diego State (57) had more than twice as many points off turnover as its opponents (24) in 2023 with two fewer turnovers (17 for SDSU, 19 for SDSU opponents).
- **This season, the Aztecs have 21 points off six turnovers, while their opponents have scored seven points of three turnovers.**
- SDSU is 58-16 in its last 74 games when owning an edge in time of possession (0-0 this season).
- San Diego State scored 45 points in a 45-14 win over Texas A&M-Commerce on Aug. 31. The 45 points were its most in a game since scoring 48 vs. Towson on Sept. 25, 2021.
- The 45 points were SDSU's most in a game played in San Diego since scoring 55 vs. Hawai'i on Nov. 5, 2016 (also a Snapdragon Stadium record).
- SDSU's 45 points were its most in a season opener since scoring 49 vs. Cal Poly on Sept. 3, 2011.
- San Diego State's 42 points in the second half was its most in any half in a season opener in its Division I history.
- The 21 points in the fourth quarter were the Aztecs' most in a season opener in their DI history (since 1969).
- SDSU's 21 points in the fourth quarter are tied for its second most in a fourth quarter since at least 2000.
- San Diego State 21 points in the third quarter and fourth quarter were each the most in Snapdragon Stadium history.
- The Aztecs were shut out by Oregon State, 21-0, on Aug. 31. **It marked just the third time in the last 221 games that SDSU has been shut out (streak started on Nov. 25, 2006).**
- SDSU was shut out by a Pac-12 school for the first time since Sept. 18, 1982 at California (L, 28-0).
- After scoring just 10 points over its two previous games combined, San Diego State scored 14 in the first 17 minutes, 17 seconds (17:17) at Central Michigan on Sept. 28 and 21 points overall.
- SDSU scored 21 points in the first half at CMU on Sept. 28, its most in the first half since also scoring 21 at New Mexico on Nov. 18, 2022.
- The Aztecs started six different offensive line combinations in 12 games last season. This season, SDSU has started three different offensive line combinations in four games.

RUSHING OFFENSE

- **San Diego State is 57-2 the last 59 times it has rushed for at least 200 yards (1-0 in 2024) and is 54-1 in its last 55 regular-season games when rushing for 200-plus yards.**
- **The Aztecs have won 16 straight games when rushing for at least 200 yards.**
- San Diego State has a 100-yard rusher in 52 of the last 118 games since 2015 (64, 100-yard rushers total).
- San Diego State had two 100-yard rushers at New Mexico State (Jordan Byrd - 118 and Chance Bell - 116) on Sept. 14, 2019 for the 30th time in program history. The Aztecs are 29-1 in those occasions, including a 19-game win streak.
- SDSU is 33-1 in its Division I era (since 1969) when rushing for at least 300 yards in a game (0-0 this season).
- SDSU's rushing average this season by down - 1st: 4.5, 2nd: 3.1; 3rd: 4.4 and 4th: 1.2.
- San Diego State's rushing average this season by quarter - 1st: 2.6; 2nd: 4.3; 3rd: 5.9 and 4th: 3.2 - and by half - 1st: 3.5 and 2nd: 4.2.
- **RB Marquez Cooper is the active leader in FBS play in both rushing yards (4,330) and all-purpose yards (4,970), and tied for second in rushing touchdowns (36), third in rushing yards per game (94.1) and sixth in total touchdowns (36).**
- **Cooper's 4,330 rushing yards would rank third in SDSU program history, just ahead of Rashaad Penny (3,656 from 2014-17) and only behind Donnell Pumphrey (6,405 from 2013-16) and Marshall Faulk (4,589 from 1991-93).**
- According to Sports-reference.com, **Cooper ranks 83rd all-time in FBS history with 4,330 yards.**
- Cooper's 36 rushing touchdowns, meanwhile, would rank in a tie for fourth all-time at SDSU.
- **Cooper has three career 1,000-yard seasons, including 1,080 and 1,331 while at Kent State in 2021 and 2022, respectively, and 1,043 last year at Ball State.**
- Cooper's rushing yards per game ranks in FBS over the last three seasons: 42nd in 2021 (86.1), 17th in 2022 (110.5) and 36th in 2023 (86.9). This season, Cooper is ranked ninth with 118.5 yards per game.
- **Cooper has 19 career 100-yard rushing games, including 13 at Kent State (five in 2022, seven in 2021 and one in 2020), four at Ball State last year and two this season in four games at San Diego State.**
- The 19 career 100-yard rushing games would rank third all-time at San Diego State, only trailing Pumphrey's 33 from 2013-16 and Faulk's 23 from 1991-93.
- Cooper's 36 overall touchdowns would rank in a tie for fifth all-time at SDSU.
- Cooper has 11 career multi-touchdown games, including one this season.
- **This season, Cooper ranks third in FBS in rushing attempts per game (24.00, 1st in MW), fifth in total rush attempts (96, 1st in MW), tied for fifth in total all-purpose plays (102, 1st in MW), ninth in rushing yards per game (118.50, 2nd in MW), 20th in rushing yards (474, 2nd in MW) and 23rd in all-purpose yards per game (126.00, 3rd in MW).** Cooper is also fifth in the league in both total all-purpose yards (504, T-42nd in FBS) and rushing yards per carry (4.94), and tied for eighth in rushing touchdowns (3, T-72nd in FBS).
- **Cooper rushed for 223 yards in the opener vs. Texas A&M-Commerce on Aug. 31, the first 200-yard game by an Aztec since Rashaad Penny had 221 vs. Army West Point in the 2017 Armed Forces Bowl on Dec. 23.**
- **The 223 rushing yards were the most by an Aztec since Penny had a career-high 234 at San Jose State on Nov. 4, 2017.**
- **The 223 rushing yards were also the fourth most in a FBS game this season.**
- Cooper's 223 yards were a Snapdragon Stadium record.
- Cooper became the 84th different Aztec with a 100-yard rushing game.
- It was the 17th time in SDSU's Division I history that an Aztec broke 100 rushing yards in a season opener and only trailed David

SDSU INDIVIDUAL RANKINGS (2024)

(Current players only; Top 75 NCAA; Top 10 MW)

Player	Category	Pct./No.	NCAA Rk.	MW Rk.
Brady Anderson	Fumble Rec.	1	T-12	T-1
Louis Brown IV	Yds. per Rec.	19.31	35	4
	Receiving YPG	77.25	48	5
	Receiving Yds.	309	T-72	7
Krishna Clay	Fumble Rec.	1	T-12	T-1
JD Coffey III	INT TD	1	T-2	T-1
	INT Yds.	45	T-49	6
	Total INT	1	T-74	T-5
	INT PG	0.25	--	T-7
Marquez Cooper	Rush Att. PG	24.00	3	1
	Total Rush Att.	96	5	1
	Total AP Plays	102	T-5	1
	Rushing YPG	118.50	9	2
	Rushing Yds.	474	20	2
	AP YPG	126.00	23	3
	Total AP Yds.	504	T-42	5
	Rushing TD	3	T-72	T-8
	Rushing YPC	4.94	--	5
Chris Johnson	Total FF	3	T-1	T-1
	FF PG	0.75	T-1	T-1
Tano Letuli	Fumble Rec.	1	T-12	T-1
	Total INT	1	T-74	T-5
	INT PG	0.25	--	T-7
Nick Lopez	FGA PG	1.00	--	T-8
Jordan Napier	Receiving TD	2	--	T-7
Danny O'Neil	Yds. per Comp.	12.06	66	5
	Pass Eff. Rat.	134.78	73	6
	Yds. per Att.	7.09	--	4
	Passing YPG	189.00	--	6
	Comp. Pct.	58.76	--	6
	Pass Att. PG	26.67	--	6
	Passing TD	4	--	8
	Pass Comp. PG	15.67	--	8
	Passing Yds.	567	--	9
	Total Off. PG	197.67	--	9
	Passing Comp.	47	--	9
	Passing Att.	80	--	9
	Total Off. PP	5.99	--	10
Tyler Pastula	Punt YPG	240.00	12	2
	Punts PG	5.25	T-14	2
	Punt Avg.	45.71	19	3
	Total Punt Yds.	960	24	2
	Punts I20	7	T-30	T-4
	Total Punts	21	T-31	3
	Net Punt Avg.	39.62	59	6
Bryce Phillips	INT Yds.	68	25	2
	Total INT	1	T-74	T-5
	INT PG	0.25	--	T-7
Gabe Plascencia	KO Avg.	58.30	--	10
Ja'Shaun Poke	Total KR	4	--	T-6
	KR PG	1.00	--	T-7
	KR YPG	14.25	--	8
	KR Yds.	57	--	T-9
Mekhi Shaw	Total PR	4	--	T-7
	PR PG	1.00	--	T-8
Trey White	Sacks PG	1.50	2	1
	Total TFL Yds.	56	2	1
	Total Sacks	6.0	3	1
	TFL PG	2.00	T-4	1
	Total TFL	8.0	T-7	1
	Sack Yds.	27	T-23	1
	FF PG	0.25	T-50	T-9
	Total FF	1	--	T-8
Jude Wolfe	Receiving TD	2	--	T-7

Red indicates top 25 in FBS or Mountain West leader



Texas A&M - Commerce
W, 45-14



Oregon State
L, 0-21



at California
L, 10-31



at Central Michigan
L, 21-22



Hawai'i*
Oct. 5
5 p.m. PT



at Wyoming*
Oct. 12
1:30 p.m. MT



Washington State*
Oct. 26
7:30 p.m. PT



at Boise State*
Nov. 1
6 p.m. MT



New Mexico*
Nov. 8
7:30 p.m. PT



at UNLV*
Nov. 16
7:30 p.m. PT



at Utah St.*
Nov. 23
1:30 p.m. MT



Air Force*
Nov. 30
TBA

SAN DIEGO STATE-CENTRAL HAWAII SERIES

Series: San Diego State leads, 25-11-2 / SDSU is 10-2 in last 12

Home: 12-4, **Away:** 13-7-2

Snapdragon Stadium: 1-0

Clarence T.C. Ching Complex: 2-0

Longest SDSU Win Streak: 9, 1990-98

Longest UH Win Streak: 2, five times (last: 2018-19)

Date	Location (SDSU/Opp. NR)	Result	SDSU	UH
N.15.39	H-San Diego Stadium	L	10	13
D.7.40	A-Hawai'i	L	7	33
S.20.50	A-Hawai'i	W	49	27
J.1.51	A-Hawai'i	W	34	13
S.26.53	H-San Diego Stadium	W	40	7
N.8.80	A-Aloha Stadium*	L	6	31
O.24.81	H-Jack Murphy Stadium*	L	10	28
N.6.82	A-Aloha Stadium*	W	31	28
O.1.83	A-Aloha Stadium*	T	27	27
O.27.84	A-Aloha Stadium*	L	10	16
N.30.85	A-Aloha Stadium*	T	10	10
N.22.86	H-Jack Murphy Stadium*	W	35	5
O.31.87	A-Aloha Stadium*	W	29	21
O.15.88	H-Jack Murphy Stadium* (HC)	L	30	32
O.7.89	A-Aloha Stadium* (20)	L	24	31
N.10.90	H-Jack Murphy Stadium*	W	44	38
O.5.91	A-Aloha Stadium*	W	47	21
N.14.92	H-Jack Murphy Stadium* (23)	W	52	28
O.9.93	A-Aloha Stadium*	W	45	14
O.29.94	H-Jack Murphy Stadium*	W	38	23
N.18.95	A-Aloha Stadium*	W	49	10
O.11.96	H-Jack Murphy Stadium*	W	56	8
O.25.97	A-Aloha Stadium*	W	10	3
O.9.98	H-Qualcomm Stadium*	W	35	13
D.7.02	A-Aloha Stadium	L	40	41
D.3.05	A-Aloha Stadium	L	38	49
O.6.12	H-Qualcomm Stadium*	W	52	14
N.16.13	A-Aloha Stadium*	ot-W	28	21
O.18.14	H-Qualcomm Stadium*	W	20	10
O.10.15	A-Aloha Stadium*	W	28	14
N.5.16	H-Qualcomm Stadium* (HC)	W	55	0
O.28.17	A-Aloha Stadium*	W	28	7
N.24.18	H-SDCCU Stadium*	ot-L	30	31
N.23.19	A-Aloha Stadium*	L	11	14
N.14.20	H-Dignity Health Sports Park*	W	34	10
N.6.21	A-Clarence T.C. Ching Complex*	W	17	10
O.8.22	H-Snapdragon Stadium*	W	16	14
O.14.23	A-Clarence T.C. Ching Complex*	W	41	34
O.5.24	H-Snapdragon Stadium*			
TBA.25	A-Clarence T.C. Ching Complex*			

SERIES NOTES

- Saturday is the 39th meeting between the schools with SDSU owning a 25-11-2 advantage.
- The Aztecs have won 10 of the last 12 games in the series and 19 of the last 23 outings dating back to 1990.
- SDSU met Hawai'i 19 straight years from 1980-1998 when the Aztecs were still in the WAC. In WAC play, the Aztecs owned a 12-5-2 record. This marks the 13th consecutive season the teams have met as members of the Mountain West (SDSU has won 10 of those 12 meetings).
- Since 1990, the Aztecs are 19-4 against the Warriors and have outscored them by a 814-427 (35.4-18.6) margin.
- San Diego State has won 14 of the last 18 games in the series. In those 14 wins, SDSU has a total of 15 turnovers and owns a plus-17 turnover margin. In the four losses, the Aztecs have a total of five turnovers.
- The Aztecs have rushed for at least 100 yards in 20 of the last 22 meetings (failed to rush for 100 yards in 2019 and 2022) with 13 200-yard rushing games during that span.
- In the 32 meetings in the Division I era, the average game time temperature is 75.0 degrees.
- While the first six meetings in the series since Hawai'i joined the Mountain West (2012) were not that close (SDSU won all six by a combined score of 211-66 - average score: 35.2-11.0), four of the recent six meetings have been one-score games, separated by a total of 20 points. San Diego State had its six-game winning streak in the series snapped in a 31-30 overtime loss on Nov. 24, 2018. The Aztecs then lost, 14-11, in Honolulu on Nov. 23, 2019 for the right to play in the MW Championship game, but rebounded for a 34-10 win in 2020, a 17-10 victory in 2021, a 16-14 win in 2022 and a 41-34 victory in 2023.
- Some notes from last year's 41-34 victory in Honolulu: The Aztecs won their 33rd consecutive game when forcing at least three turnovers... The 75 points were the most combined in a SDSU game since a 42-35 loss (77 total points) to Army West Point in the 2017 Armed Forces Bowl... The 75 points were the most combined in an Aztec win since a 45-40 (85 total points) vs. California on Sept. 10, 2016... SDSU won its 20th consecutive game when scoring at least 40 points (streak is now 41 games)... SDSU scored 21 points in the fourth quarter, tied for its second-most points in a fourth quarter since at least 2000. Only a 22-point fourth quarter in a 34-30 victory at San Jose State on Nov. 9, 2013 were there more fourth-quarter points by San Diego State since at least 2000.

SAN DIEGO STATE vs. HAWAII MOUNTAIN WEST & WAC ERA MEETINGS

Date	Site	Result				Rk - Rk	SD	UH	Total	Yds - Yds	TOs -TOs	Passing	Yds - Yds	Rushing	Yds - Yds	Te.	Att.
N.8.80	A - Aloha	L	6	31	- -	-	16	- 24	228 - 410	1 - 1		140 - 287	88 - 123	79	36,485		
O.24.81	H - Jack Murphy	L	10	28	- -	-	20	- 20	346 - 393	3 - 1		93 - 295	253 - 98	66	33,167		
N.6.82	A - Aloha	W	31	28	- -	-	24	- 16	560 - 357	3 - 2		47 - 135	513 - 222	75	42,041		
O.1.83	A - Aloha	T	27	27	- -	-	17	- 23	348 - 528	3 - 4		109 - 233	239 - 295	89	34,153		
O.27.84	A - Aloha	L	10	16	- -	-	19	- 18	375 - 436	1 - 0		64 - 198	311 - 238	75	44,017		
N.30.85	A - Aloha	T	10	10	- -	-	11	- 19	225 - 368	4 - 6		101 - 188	124 - 180	68	23,644		
N.22.86	H - Jack Murphy	W	35	3	- -	-	20	- 15	346 - 208	2 - 6		153 - 1	193 - 207	63	23,838		
O.31.87	A - Aloha	W	29	21	- -	-	22	- 18	462 - 271	5 - 1		89 - 162	373 - 109	79	41,437		
O.15.88	H - Jack Murphy	L	30	32	- -	-	21	- 23	359 - 394	4 - 3		106 - 217	253 - 177	69	27,142		
O.7.89	A - Aloha	L	24	31	- -	-	26	- 21	390 - 425	1 - 1		71 - 284	319 - 141	79	42,958		
N.10.90	H - Jack Murphy	W	44	38	- -	-	22	- 22	543 - 469	4 - 4		114 - 139	429 - 330	68	20,450		
O.5.91	A - Aloha	W	47	21	- -	-	24	- 15	578 - 233	1 - 1		305 - 157	273 - 76	81	38,259		
N.14.92	H - Jack Murphy	W	52	28	- -	-	30	- 13	675 - 317	2 - 0		330 - 190	345 - 127	65	50,021		
O.9.83	A - Aloha	W	45	14	- -	-	24	- 15	493 - 281	1 - 4		234 - 158	259 - 123	81	45,641		
O.29.84	H - Jack Murphy	W	38	23	- -	-	22	- 20	421 - 400	5 - 6		185 - 187	236 - 213	69	34,096		
N.18.95	A - Aloha	W	49	10	- -	-	27	- 19	563 - 319	0 - 2		242 - 45	321 - 274	84	27,561		
O.11.96	H - Jack Murphy	W	56	8	- -	-	21	- 11	427 - 205	1 - 4		247 - 100	180 - 105	70	27,098		
O.25.97	A - Aloha	W	10	3	- -	-	17	- 27	311 - 377	0 - 4		138 - 88	173 - 289	79	29,342		
O.9.98	H - Qualcomm	W	35	13	- -	-	23	- 16	451 - 302	1 - 0		263 - 55	188 - 247	68	20,320		
D.7.02	A - Aloha	L	40	41	- -	-	24	- 30	632 - 610	1 - 5		125 - 173	507 - 437	74	36,671		
D.3.05	A - Aloha	L	38	49	- -	-	31	- 34	554 - 588	4 - 4		133 - 262	421 - 326	77	28,326		
O.6.12	H - Qualcomm	W	52	14	- -	-	27	- 12	412 - 173	0 - 3		194 - 61	218 - 112	73	50,586		
N.16.13	A - Aloha	W-ot	28	21	- -	-	21	- 20	499 - 355	4 - 2		234 - 161	265 - 194	82	28,530		
O.18.04	H - Qualcomm	W	20	10	- -	-	19	- 12	457 - 264	1 - 3		283 - 90	174 - 174	71	35,686		
O.10.15	A - Aloha	W	28	14	- -	-	19	- 14	402 - 251	1 - 3		218 - 53	184 - 198	83	28,543		
N.5.16	H - Qualcomm	W	55	0	- -	-	19	- 15	393 - 215	1 - 4		97 - 167	393 - 215	78	41,644		
O.28.17	A - Aloha	W	28	7	- -	-	21	- 12	417 - 195	1 - 0		83 - 160	334 - 35	73	17,268		
N.24.18	H - SDCCU	L-ot	30	31	- -	-	21	- 22	402 - 516	0 - 2		178 - 452	224 - 64	61	28,014		
N.23.19	A - Aloha	L	11	14	- -	-	21	- 24	318 - 347	0 - 1		229 - 215	89 - 132	78	24,911		
N.14.20	H - Dignity Health	W	34	10	- -	-	15	- 14	356 - 272	3 - 3		30 - 209	326 - 63	68	0		
N.6.21	A - Ching	W	17	10	- -	-	15	- 16	227 - 260	1 - 2		99 - 175	128 - 85	84	5,119		
O.8.22	H - Snapdragon	W	16	14	- -	-	22	- 17	417 - 342	0 - 1		322 - 196	95 - 146	69	33,073		
O.24.23	A - Ching	W	41	34	- -	-	17	- 19	378 - 480	1 - 4		221 - 427	157 - 53	83	10,039		

San Diego State number is listed first. Note: San Diego Stadium and Jack Murphy Stadium is currently Qualcomm Stadium.

- SDSU head coach Sean Lewis served as the offensive coordinator and quarterbacks coach at Colorado in 2023 and SDSU running backs coach Darian Hagan held the same role at Colorado while UH defensive coordinator and cornerbacks coach Dennis Thurman was the director of quality control for the Buffaloes.
- Aztecs quarterbacks coach Matt Johnson played quarterback for the CFL's Hamilton Tiger-Cats in 2017 when Rainbow Warriors quarterbacks coach Dan Morrison guided the signal callers for the Tiger-Cats.
- San Diego linebacker DJ Herman played at Bishop Gorman High from 2017-20 under Hawai'i linebackers coach Chris Brown, who served as assistant head coach, defensive coordinator and linebackers coach for Bishop Gorman.
- San Diego State running back Marquez Cooper and Hawai'i punter Lucas Borrow both spent time at Ball State in Muncie, Indiana.
- SDSU offensive lineman Ryan Dirksen and tight end Gabe Garretson, and UH running back Christian Vaughn played at Butte College in Oroville, California.
- Aztecs defensive lineman Tiumalu Afalava and Rainbow Warriors defensive lineman Patrick Hisatake both attended California in Berkeley, California.
- San Diego State defensive lineman Krishna Clay and kicker Gabriel Plascencia, and Hawai'i defensive back Justin Sinclair went to the College of San Mateo in San Mateo, California.
- SDSU cornerback Tayvion Beasley and tight end Michael Harrison, and UH tight end Oakie Salave'a all played at Colorado.
- Aztecs running back Keran Christon and tight end Jude Wolfe, and Rainbow Warriors defensive back Fabian Ross and defensive lineman Jamar Sekona competed at USC in Los Angeles.
- San Diego State linebacker Owen Chambliss and Hawai'i offensive lineman Luke Felix-Fualalo both spent time at Utah in Salt Lake City.
- SDSU safety Jakson Berman and offensive lineman Myles Murao, and Hawai'i defensive back Mekhi Pei and defensive lineman Kuao Peihopa all played football at Washington in Seattle.
- Aztecs linebacker DJ Herman and Rainbow Warriors quarterback Micah Alejado, running back Cam Barfield, defensive lineman Aiden McComber, linebacker Jamih Otis and defensive backs Elijah Palmer and Fabian Ross prepped at Bishop Gorman High in Las Vegas.
- San Diego State edge defender Ryan Henderson and Hawai'i wide receiver Armando Lewis Jr both competed at Canyon Springs High in Las Vegas.
- SDSU offensive lineman Saipale Fuimaono and UH offensive lineman Maurice Ta'ala played football at Faga'itua High in Pago Pago, American Samoa.
- Aztec running back Jaylon Armstead, linebacker Danny Niu and running back Cincere Rhaney, and Rainbow Warriors offensive lineman Boogie Henderson, linebacker Noa Keohulua and defensive back Devyn King all prepped at Junipero Serra High in Gardena, California.
- San Diego State safety Josh Hunter, kicker Nick Lopez, wide receiver Jerry McClure, offensive lineman Myles Murao, safety William Nimmo Jr and offensive lineman Ross Ulugalu-Maseuli, and Hawai'i offensive lineman Luke Felix Fualalo went to high school at Mater Dei High in Santa Ana, California.
- SDSU defensive lineman Tupu Alualu, and UH wide receiver Chad Owens Jr and defensive back Kea Rodrigues all spent time at Moanalua High in Honolulu, Hawai'i.
- Aztecs cornerback Tayvion Beasley, safety Jason Mitchell and tight end Jude Wolfe, and Rainbow Warriors defensive lineman Malachi Finau went to high school at Saint John Bosco High in Bellflower, California.
- San Diego State linebacker Jake Sinz and Hawai'i offensive lineman Christian Perry both played football at Temecula Valley High in Temecula, California.

<u>Rushing</u>	<u>Att.</u>	<u>Yds.</u>	<u>Avg.</u>	<u>TD</u>	<u>Defense</u>	<u>S-A-T</u>	<u>Other</u>		
Cam Davis	11	50	4.5	0	Cody Moon	2-2-4			
Lucky Sutton	7	23	3.3	0	Deshawn McCuin	3-0-3	1.0 TFL, 1 INT for TD		
Kenan Christon	13	20	1.5	0	Ryan Henderson	2-1-3	1.0 SCK, 1.0 TFL, 1 FF, 1 FR		
Jaylon Armstead	5	9	1.8	1	DJ Herman	2-0-2			
					Josh Hunter	2-0-2			
<u>Passing</u>	<u>A-C-I</u>	<u>Yds.</u>	<u>TD</u>	<u>Eff.</u>	Chris Johnson <td>1-1-2</td> <td>1 PBU</td>	1-1-2	1 PBU		
n/a					Trey White	1-1-2			
					Brady Anderson	1-0-1			
<u>Receiving</u>	<u>No.</u>	<u>Yds.</u>	<u>Avg.</u>	<u>TD</u>	Arnold Escano <td>1-0-1</td> <td></td>	1-0-1			
Mekhi Shaw	11	154	14.0	1	Ryan Wintermeyer	0-1-1			
Nate Bennett	5	95	19.0	1	Keion Mitchell	0-0-0	1 FR		
Louis Brown IV	9	69	7.7	1	Tupu Alualu	0-0-0	1 QBH		
Cam Davis	2	17	8.5	0					
Kenan Christon	1	3	3.0	0					
<u>Kickoff Returns</u>	<u>No.</u>	<u>Yds.</u>	<u>Avg.</u>	<u>TD</u>	<u>Punting</u>	<u>No.</u>	<u>Yds.</u>	<u>Avg.</u>	<u>Long</u>
n/a					Tyler Pastula	6	290	48.3	59
<u>Punt Returns</u>	<u>No.</u>	<u>Yds.</u>	<u>Avg.</u>	<u>TD</u>	<u>Kicking</u>	<u>FG-FGA</u>	<u>Long</u>	<u>PAT-PATA</u>	
Eric Butler	1	17	17.0	0	n/a				
Mekhi Shaw	1	14	14.0	0					

Rk.	Name	H/A	Date	Score	Yards
1.	Marshall Faulk	H	11-14-92	W, 52-28	300
2.	Rashaad Penny	A	10-18-17	W, 28-7	253
3.	Marshall Faulk	A	10-5-91	W, 47-21	212
4.	Wayne Pittman	H	10-29-94	W, 38-23	183
5.	Donnel Pumphrey	H	10-18-14	W, 20-10	182
6.	Marshall Faulk	A	10-9-93	W, 45-14	175
7.	George Jones	A	11-18-95	W, 49-10	164
8.	Adam Muema	A	11-16-13	W, 28-21 (ot)	163
9.	Greg Bell	H	11-14-20	W, 34-10	160
10.	Juwan Washington	H	11-24-18	L, 30-31 (ot)	158
11.	Donnel Pumphrey	A	10-10-15	W, 28-14	148
12.	Jonas Lewis	A	10-25-97	W, 10-3	129
13.	Norm Nygaard	H	9-26-53	W, 40-7	123
14.	Chris Hardy	H	11-22-86	W, 35-5	119
15.	Jonas Lewis	H	10-9-98	W, 35-13	118
16.	Donnel Pumphrey	H	11-5-16	W, 55-0	112
17.	Larry Ned	H	10-9-98	W, 35-13	111
18.	Lynell Hamilton	A	12-3-05	L, 38-49	110
19.	Rashaad Penny	H	11-5-16	W, 55-0	108
20.	Paul Hewitt	H	10-15-88	L, 30-31	105

Rk.	Name	H/A	Date	Score	Yards
1.	Mark McKay	A	11-6-82	W, 31-28	513
2.	Dan McGwire	H	11-10-90	W, 44-38	429
3.	Kevin O'Connell	A	12-3-05	L, 38-49	421
4.	Lon Sheriff	A	12-7-02	L, 40-41	420
5.	Todd Santos	A	10-31-87	W, 29-21	373
6.	David Lowery	H	11-14-92	W, 52-28	345
7.	Jalen Mayden	H	10-8-22	W, 16-14	322
8.	Billy Blanton	A	11-18-95	W, 49-10	321
9.	Dan McGwire	A	10-7-89	L, 24-31	319
10.	Todd Santos	A	10-27-84	L, 10-16	311

Rk.	Name	H/A	Date	Score	Yards
1.	J.R. Tolver	A	12-7-02	L, 40-41	283
2.	Jimmy Raye	H	11-10-90	W, 44-38	209
3.	Jim Sandusky	A	10-1-83	T, 27-27	162
4.	Patrick Rowe	H	11-10-90	W, 44-38	155
5.	Tyrell Shavers	H	10-8-22	W, 16-14	149
6.	Robert Claiborne	A	10-7-89	L, 24-31	144
7.	Jeff Webb	A	12-3-05	L, 38-49	142
8.	Darius Durham	A	11-6-82	W, 31-28	141
9.	Will Blackwell	H	11-18-95	W, 49-10	136
10.	Darnay Scott	H	11-14-92	W, 52-28	132
	Vince Warren	A	10-27-84	L, 10-16	132
12.	Will Blackwell	H	10-29-94	W, 38-23	128
13.	Mekhi Shaw	A	10-14-23	W, 41-34	126
	Kassim Osgood	A	12-7-02	L, 40-41	126
15.	Az Hakim	A	11-18-95	W, 49-10	123
16.	Chaz Schilens	A	12-3-05	L, 38-49	119
17.	Colin Lockett	A	11-16-13	W, 28-21 (ot)	106

17 100-YARD RECEIVING GAMES (SDSU is 8-4-1 in those games)

LAST GAME VS. HAWAI'I

SAN DIEGO STATE	10	7	3	21	-	41
HAWAI'I	0	14	10	10	-	34

Oct. 14 | Clarence T.C. Ching Complex | Honolulu, Hawaii | 5:02 p.m. HT | Attendance: 10,039



TEAM STATISTICS

	SDSU	UH
FIRST DOWNS	17	19
Rushing	10	4
Passing	7	14
Penalty	0	1
NET YARDS RUSHING	157	53
Rushing Attempts	43	14
Average Per Rush	3.7	3.8
Rushing Touchdowns	3	1
Yards Gained Rushing	167	57
Yards Lost Rushing	10	4
NET YARDS PASSING	221	427
Completions-Attempts-Int	18-24-1	29-48-1
Average Per Attempt	9.2	8.9
Average Per Completion	12.3	14.7
Passing Touchdowns	1	3
TOTAL OFFENSE YARDS	378	480
Total offense plays	67	62
Average Gain Per Play	5.6	7.7
Fumbles: Number-Lost	1-0	3-3
Penalties: Number-Yards	1-15	2-11
PUNTS-YARDS	4-224	4-145
Average Yards Per Punt	56.0	36.3
Net Yards Per Punt	54.2	27.8
Inside 20	3	0
50+ Yards	3	2
Touchbacks	0	1
Fair Catch	1	0
KICKOFFS-YARDS	8-519	6-390
Average Yards Per Kickoff	64.9	65.0
Net Yards Per Kickoff	41.1	44.0
Touchbacks	6	3
Fair Catch Yards	0	0
Punt returns: Number-Yards-TD	2-31-0	2-7-0
Average Per Return	15.5	3.5
Kickoff returns: Number-Yds-TD	3-51	2-49
Average Per Return	17.0	24.5
Interceptions: Number-Yds-TD	1-70-1	1-5-0
Fumble Returns: Number-Yds-TD	0-0-0	0-0-0
Miscellaneous Yards	0	0
Possession Time	36:08	23:52
1st Quarter	9:02	5:58
2nd Quarter	6:55	8:05
3rd Quarter	9:17	5:43
4th Quarter	10:54	4:06
Third-Down Conversions	5 of 14	6 of 12
Fourth-Down Conversions	0 of 1	0 of 1
Red-Zone Scores-Chances	5-5	3-3
Touchdowns	3-5	3-3
Field goals	5-5	0-3
Sacks By: Number-Yards	1-1	0-0
PAT Kicks	5-5	4-4
Field Goals	2-3	2-2
Points off turnovers	21	0

GAME NOTES

Big Notes

- San Diego State snapped a four-game losing streak.
- The Aztecs won their 33rd consecutive game when forcing at least three turnovers.
- The 75 points were the most combined in a SDSU game since a 42-35 loss (77 total points) to Army West Point in the 2017 Armed Forces Bowl.
- The 75 points were the most combined in an Aztec win since a 45-40 (85 total points) vs. California on Sept. 10, 2016.
- San Diego State scored a season-high 41 points.
- SDSU won its 20th consecutive game when scoring at least 40 points. San Diego State is 9-0 under Brady Hoke when scoring at least 40 points.
- SDSU scored 21 points in the fourth quarter, tied for its second-most points in a fourth quarter since at least 2000. Only a 22-point fourth quarter in a 34-30 victory at San Jose State on Nov. 9, 2013 were there more fourth-quarter points by San Diego State since at least 2000.
- SDSU beat Hawai'i for the 10th time in the last 12 meetings (10-2).
- San Diego State has now won 28 of its last 34 games (28-6) played in the month of October (since Oct. 10, 2014).
- The Aztecs improved to 48-19 (.716) in its last 67 regular-season games against Mountain West opponents.
- SDSU improved to 75-34 (.688) since the start of the 2015 season.
- San Diego State improved to 64-15 since 2015 when scoring just 20 or more points.
- S **Deshawn McCuin** scored on a 70-yard interception return, the 16th by an Aztec since 2014.
- WR **Mekhi Shaw** set a career high with 126 receiving yards, his second career 100-yard receiving game.
- San Diego State improved to 25-11-2 all-time against Hawai'i.

SDSU Downs Hawai'i, 41-31, in Late-Night Thriller

HONOLULU -- Freshman Lucky Sutton scored his first two career touchdowns, Mekhi Shaw caught six passes for 126 yards and a touchdown, and Deshawn McCuin returned an interception 70 yards for a touchdown to help San Diego State snap a four-game losing streak with a 41-34 victory at Hawai'i Saturday night at Clarence T.C. Ching Complex in Honolulu.

The Aztecs (3-4, 1-2 MW) jumped out to a 17-0 lead before allowing the Rainbow Warriors (2-5, 0-2 MW) to rally back and take a 24-20 advantage into the fourth quarter. SDSU, however, scored 21 points in the final quarter to win for the 10th time in the last 12 meetings against UH.

San Diego State forced four turnovers in the game, and dominated Hawai'i in both time of possession (36:08-23:52) and average field position (SDSU42-to-UH23).

Eric Butler blocked a Rainbow Warrior punt after a three-and-out to start the game, setting up the Aztecs at the UH 13-yard line. SDSU, however, had to settle for a 22-yard field goal by Jack Browning.

Browning later pinned Hawai'i to its own 8-yard line on a punt, setting up San Diego State in good field position. Six plays later Sutton pounded it in from the 1-yard line for his first career touchdown, which came on his first attempt of the season and just the third of his career. The drive was helped by a 30-yard pass from Jalen Mayden to Shaw.

Mayden was intercepted to begin the second quarter, giving the Rainbow Warriors good field position on the Aztec 43. Later in the drive, UH quarterback Brayden Schager was picked off by McCuin, who raced 70 yards untouched for his first career touchdown.

Hawai'i answered with a 10-play, 91-yard drive, ending with a 17-yard TD strike from Schager to Pofele Ashlock.

After a three-and-out by SDSU, the visitors got the ball right back when Browning's 39-yard punt was muffed by Steven McBride and recovered by San Diego State's Zyrrus Fiasseu on the Rainbow Warrior 43. Browning's 50-yard field goal attempt, however, was no good, keeping it a 17-7 game.

UH quickly responded with three-play, 67-yard drive, starting with a 62-yard pass from Schager to McBride. Two plays later Schager connected with an 8-yard pass to Alex Perry to trim the Aztec lead to three points at halftime.

Hawai'i tied it with a 46-yard field goal by Matt Shipley with 8:34 remaining in the third quarter.

On its ensuing drive, SDSU went 68 yards on 13 plays, but was limited to a 24-yard chip field goal by Browning to put San Diego State back on top at 20-17.

Schager connected with Nick Cenacle on a 52-yard touchdown pass-and-catch on the final play of the third quarter that gave the Rainbow Warriors their first lead of the game at 24-20.

The lead would last just over a minute, however, as Mayden found a wide-open Shaw, who raced the final 35 yards down the right sideline for a 69-yard touchdown that put the Aztecs up, 27-24, with 13:33 left in the game.

SDSU then got the ball right back on a UH fumble and Sutton punched it in from two yards out to make it 34-24 with 12:27 remaining.

Schager completed another 65-yard pass to McBride and Landon Sims ran it in to close the gap with 10:22 left.

San Diego State got all the way to the Hawai'i 21, but Mayden was stuffed on a fourth-and-1 situation.

On the second play of the ensuing drive for the Rainbow Warriors, Ryan Henderson stripped Sims and recovered the fumble on the UH 23. Five plays after Jaylon Armstead bodied it in from a yard out to make it 41-31 Aztecs.

Hawai'i quickly got into SDSU territory but settled for a 47-yard field goal by Shipley after a first-down spike with 2:11 remaining.

Sutton gained 12 yards in two plays to put the game away with a San Diego State kneel.

Mayden completed 18 of 24 passes for 221 yards and tied Cam Davis with a team-high 53 yards on the ground.

SCORING SUMMARY

Qtr	Time	Team	Scoring Play	Plays	TOP	Score
1st	12:12	SDSU	Browning 22-yd field goal	4-8	1:58	3-0
1st	4:16	SDSU	Sutton 1-yd rush (Browning kick)	6-43	3:16	10-0
2nd	12:25	SDSU	McCuin 70-yd interception (Browning kick)	--	--	17-0
2nd	7:49	UH	Ashlock 17-yd pass f/Schager (Shipley kick)	10-91	4:30	17-7
2nd	1:30	UH	Perry 8-yd pass f/Schager (Shipley kick)	3-67	1:29	17-14
3rd	8:34	UH	Shipley 46-yd field goal	10-64	4:47	17-17
3rd	0:56	SDSU	Browning 24-yd field goal	13-68	7:38	20-17
3rd	0:00	UH	Cenacle 52-yd pass f/Schager (Shipley kick)	3-75	0:56	20-24
4th	13:33	SDSU	Shaw 69-yd pass f/Mayden (Browning kick)	3-76	1:18	27-24
4th	12:27	SDSU	Sutton 2-yd rush (Browning kick)	3-24	0:49	34-24
4th	10:22	UH	Sims 1-yd rush (Shipley kick)	3-75	2:05	34-31
4th	2:11	SDSU	Armstead 1-yd rush (Browning kick)	5-23	2:56	41-31
4th	0:59	UH	Shipley 47-yd field goal	6-45	1:12	41-34

INDIVIDUAL STATISTICS

SDSU

Rushing	Att	Yds	TD	Long	Avg
Mayden	13	53	0	15	4.1
Davis	10	53	0	25	5.3
Sutton	7	23	2	9	3.3
Blake	3	14	0	11	4.7
Armstead	5	9	1	3	1.8
Christon	4	6	0	3	1.5
TEAM	1	-1	0	0	-1.0
Totals	43	157	3	25	3.7

Passing	C-A-I	Yds	TD	Long	Sack
Mayden	18-24-1	221	1	69	0
Totals	18-24-1	221	1	69	0

Receiving	No.	Yds	TD	Long
Shaw	6	126	1	69
Penny	4	25	0	20
Redman	3	21	0	13
Davis	2	17	0	16
Brooks	1	21	0	21
Kemp	1	8	0	8
Christon	1	3	0	3
Totals	18	221	1	69

HAWAI'I

Rushing	Att	Yds	TD	Long	Avg
Bryant-Lelei	4	24	0	11	6.0
Schager	3	19	0	10	6.0
Sims	5	10	1	5	1.9
Johnson	1	1	0	1	1.0
Totals	14	53	1	11	3.8

Passing	C-A-I	Yds	TD	Long	Sack
Schager	29-47-1	427	3	65	1
TEAK	0-1-0	0	0	0	0
Totals	29-48-1	427	3	65	0

Receiving	No.	Yds	TD	Long
Ashlock	8	68	1	28
McBride	5	157	0	65
Panoke	4	54	0	17
Cenacle	3	100	1	52
Nishigaya	3	11	0	5
Johnson	2	7	0	7
Mokiao-Atimatala	1	9	0	9
Perry	1	8	1	8
Sims	1	7	0	7
Pupuno	1	6	0	6
Totals	29	427	3	65

Turner's 239 yards in the 1976 opener vs. Arkansas State.

- Cooper had his second 100-yard game of the season at Central Michigan on Sept. 28, rushing for 111 yards on 34 carries.
- If you take away the seven times QB Danny O'Neil has been sacked (for 45 yards), he has rushed 12 times for 71 yards (5.9 avg.).
- If you take away the three times QB Javance Tupou'ata-Johnson has been sacked (for 21 yards), he has rushed six times for 26 yards (4.3 avg.).
- RB Jaylon Armstead broke 100 yards rushing with 134 yards and a touchdown on 21 carries (6.4 avg.) at San Jose State on Nov. 18, 2023. He became the 83rd Aztec in program history with a 100-yard rushing game (the No. is now 84).
- Armstead tied for eighth in the Mountain West last year in rushing touchdowns (8, T-75th in FBS).
- Armstead ranked fifth in the Mountain West in rushing yards per attempt (6.02, T-48th in MW) in 2022.
- Armstead ran for 96 yards against Idaho State on Sept. 10, 2022 on just five carries. The 19.2 average was the second-highest by an Aztec since at least 1996 (min. 5 att.), trailing only Rashaad Penny's 20.8 average at Nevada on Nov. 12, 2006.
- Armstead's 19.2 average against Idaho State in the 2022 meeting was also the eighth-highest average in a FBS game in 2022 (min. 5 att.).
- RB Kenan Christon ran for 102 yards and a touchdown on just 10 carries (10.2 avg.) at New Mexico on Nov. 18, 2022. It was his second career 100-yard rushing game and first since rushing for 103 in his first college game at USC against Arizona on Oct. 19, 2019. He became the 81st Aztec with a 100-yard rushing game (now that number is 84). He also became the first Aztec since Rashaad Penny against Army West Point on Dec. 23, 2017 and just the third Aztec overall since 2000 (has now happened eight times overall) to average at least 10 yards per carry on at least 10 attempts.

PASSING OFFENSE

- Since the start of the 2015 season, San Diego State has thrown 62 interceptions, tied for the fourth fewest in the nation with Alabama over that span behind option teams Navy's 48 (min. 80 GP), Air Force's 55 and Army West Point (60). In contrast, Hawai'i and Purdue have thrown 127 interceptions over that span, which is the most since 2015.
- SDSU has won five of its last six games when throwing for at least 300 yards.
- Danny O'Neil became the first true freshman quarterback in SDSU's Division I era (since 1969) to earn a start in a season-opener when he started against Texas A&M-Commerce on Aug. 31.
- O'Neil was the third true freshman quarterback in San Diego State's DI era to earn a start and is the second to pick up a win in his first start (also Spencer Brinton on Oct. 25, 1997 - SDSU 10, Hawai'i 3).
- The Aztecs scored 45 points in his first career start. In SDSU's two previous games that it started a true freshman quarterback for the first time, San Diego State combined for 23 points (10 vs. Hawai'i on Oct. 25, 1997 and 13 at Fresno State on Oct. 3, 2014).
- O'Neil was one of only two true freshmen in the country to start in the opening weekend (also Nebraska's Dylan Raiola).
- In the second half of the Texas A&M-Commerce game, O'Neil was 11-for-12 for 130 yards and two touchdowns for a 237.67 pass efficiency rating.
- O'Neil has thrown 80 pass attempts this season, which is the seventh most in the country without an interception.
- Among the Mountain West, O'Neil ranks fourth in yards per attempt (7.09), fifth in yards per completion (12.06, 66th in FBS), sixth in pass efficiency rating (134.78, 73rd in FBS), passing yards per game (189.00), completion percentage (58.76) and pass attempts per game (26.67), eighth in passing touchdowns (4) and pass completions per game (15.67), ninth in passing yards (567), total offense per game (197.67), passing completions (47) and passing attempts (80), and 10th in total offense per play (5.99).
- QB Javance Tupou'ata-Johnson earned the start at California on Sept. 14. It marked the first time in SDSU's Division I history (since 1969) that the Aztecs started a pair of freshmen quarterbacks in the same season.
- WR Louis Brown IV caught eight passes for 149 yards at Central Michigan on Sept. 24. He became the 93rd different Aztec with a 100-yard receiving game (342nd 100-yard game overall). The 149 yards were a career high (Brown played at Colorado State from 2022-23), the most by an Aztec since Tyrell Shavers also had 149 against Hawai'i on Oct. 8, 2022 and matched the most by an Aztec since Jesse Matthews had 175 yards vs. UTSA in the 2021 Frisco Bowl (Dec. 21).
- Brown IV ranks fourth in the Mountain West in yards per reception (19.31, 35th in FBS), fifth in receiving yards per game (77.25, 48th in FBS) and seventh in receiving yards (309, T-72nd in FBS).
- TE Jude Wolfe and WR Jordan Napier are each tied for seventh in the Mountain West in touchdown receptions (2).
- Wolfe had two touchdown catches at Central Michigan on Sept. 28. He became just the fourth Aztec tight end since at least 1996 with multiple touchdown catches in the same game, joining Gavin Escobar (three times from 2011-12), Kahale Warring (at Nevada in 2018) and Mark Redman (vs. Ohio in 2023).
- Among the Mountain West tight ends, Wolfe ranks in tie for second in touchdown catches (2, T-17th in FBS), tied for fourth in receptions (10, T-53rd in FBS) and sixth in receiving yards (90).
- WR Mekhi Shaw became the 90th different Aztec in program history with a 100-yard receiving game with then career highs of six catches, 120 yards and two touchdowns at New Mexico on Nov. 18, 2022.
- Shaw had another 100-yard game at Hawai'i on Oct. 14, 2023 at Hawai'i with career highs of seven catches and 126 receiving yards, while adding a touchdown. Also had a career-long 69-yard catch.
- RB Kenan Christon caught eight passes for 76 yards and a touchdown against Utah State on Nov. 4, 2023. The eight catches were the most by an Aztec running back since Brandon Sullivan had nine against Cal Poly on Aug. 30, 2008. The eight receptions were also tied for the fourth most in a game last season among running backs.

BULLET NOTES - DEFENSE

- Eric Schmidt is in his first season as SDSU's defensive coordinator. Schmidt previously spent two seasons at Washington as its special teams coordinator and coach of the EDGE position on defense. In 2023, Schmidt helped take the Huskies into the College Football Playoff semifinal as the No. 2 seed following a perfect 12-0 regular season and a PAC-12 Championship victory over Oregon. Sta-

SDSU UNDER SEAN LEWIS

Category	SDSU			
	2024	Streak	Lewis Era	Streak
Overall Record	1-3	L3	1-3	L3
Mountain West Record	0-0	W1	0-0	n/a
Home Record	1-1	L1	1-1	L1
Road Record	0-2	L4	0-2	L2
Neutral Record	0-0	L1	0-0	n/a
Overtime	0-0	L1	0-0	n/a
Gms Dec. by 3 Pts or Less	0-1	L3	0-1	L1
Gms Dec. by 8 Pts or Less	0-1	L4	0-1	L1

SCORING

Scoring - first to score	1-1	L1	1-1	L1
Leading - after 1 qtr	1-0	W1	1-0	W1
Leading - at halftime	0-1	L1	0-1	L1
Leading - after 3 qtr	1-1	L1	1-1	L1
Scoring - 20 or more points	1-1	L1	1-1	L1
Scoring - 30 or more points	1-0	W3	1-0	W1
Scoring - 40 or more points	1-0	W21	1-0	W1

OFFENSE

Total Offense - 500+ yds	0-0	W5	0-0	n/a
Total Offense - 400+ yds	1-0	W2	1-0	W1
Passing - 300+ yds	0-0	L1	0-0	n/a
Rushing - 200+ yds	1-0	W15	1-0	W1
First Downs - 20+	1-1	L1	1-1	L1
3rd Down Conv. - 50 pct.+	0-0	L2	0-0	n/a
No Turnovers	1-1	L1	1-1	L1
Turnovers - 1 or fewer	1-2	L2	1-2	L2
Turnovers - 2 or fewer	1-3	L3	1-3	L3
Field Position - 30 or better	0-3	L3	0-3	L3
Field Position - 25 or better	1-2	L2	1-2	L2
Play Call - 50 pct.+ rushing	1-3	L3	1-3	L3

DEFENSE

Allowing 24 points or less	1-2	L2	1-2	L2
Allowing 17 points or less	1-0	W1	1-0	W1
Total Offense - <=300 yds.	1-0	W1	1-0	W1
Passing - <= 150 yds.	1-0	W1	1-0	W1
Rushing - <= 100 yds	1-0	W3	1-0	W1
First Downs - <= 15	0-0	L2	0-0	n/a
3rd Down Conv. - <= 33 pct.	1-1	L1	1-1	L1
Turnovers - forced 2 or more	1-1	L1	1-1	L1
Turnovers - forced 3 or more	1-0	W34	1-0	W1
Field Position - <=25	0-1	L1	0-1	L1
Field Position - <=20	0-0	W3	0-0	n/a
Defense Scores Points	1-0	W5	1-0	W1

COMPARISON

SDSU more rushing yards	1-0	W2	1-0	W1
SDSU more return yards	1-2	L2	1-2	L2
SDSU fewer turnovers	1-1	L1	1-1	L1
SDSU same turnovers	0-0	W3	0-0	n/a
SDSU more turnovers	0-2	L12	0-2	L2
SDSU more Time of Poss.	0-0	W1	0-0	n/a
SDSU more 1st D. and ToP	0-0	W1	0-0	n/a
SDSU better Avg. Field Pos	0-2	L2	0-2	L2
SDSU adv. in TO and AFP	0-1	L1	0-1	L1
SDSU ST (KR/PR) Score	0-0	W6	0-0	n/a

INDIVIDUAL

Rusher - 100+ Yards	1-1	L1	1-1	L1
Multiple - 100+ Yards	0-0	W19	0-0	n/a
Passer - 300+ Yards	0-0	L1	0-0	n/a
Receiver - 100+ Yards	0-1	L1	0-1	L1
100+ Rusher, 300+ Passer	0-0	W2	0-0	n/a

MOUNTAIN WEST STANDINGS / SINCE 2013

Below is a look at the best Mountain West records in league games since the current 12-team conference began in 2013 (includes championship & bowl games; through Sept. 28)

Rk.	Team	W	L	Pct.	GB
1.	Boise State	74	18	.804	--
2.	San Diego State	60	29	.674	12.5
3.	Utah State	53	35	.602	19.0
4.	Fresno State	54	39	.581	20.5
5.	Air Force	48	39	.552	23.5
6.	Colorado State	40	45	.471	30.5
7.	Wyoming	41	47	.466	31.0
8.	Nevada	40	48	.455	32.0
9.	San José State	39	48	.448	32.5
10.	UNLV	31	57	.352	41.0
11.	Hawai'i	30	59	.337	42.5
12.	New Mexico	21	67	.239	51.0

ACTIVE CAREER START CHART(OFF./DEF.)

Career Starts (Off/Def)	'19	'20	'21	'22	'23	'24	Total
Marquez Cooper, RB	-	4	13	12	12	4	45
Nate Bennett, WR	-	0	11	11	9	4	35
Nate Williams, OL	-	-	4	12	11	4	31
Marlem Louis, EDGE	RS	0	4	10	13	2	29
Bryce Phillips, CB	-	-	-	11	11	4	26
Kyle Moretti, LB	-	-	1	12	9	0	22
Ja'Shaun Poke, WR	0	4	8	5	0	4	21
Ross Ulugalu-Maseuli, OL	-	-	RS	6	10	4	20
Brayden Bryant, OL	-	-	-	10	0	4	14
Dalesean Staley, S	-	-	-	RS	11	3	14
Cody Moon, LB	-	RS	0	9	5	0	14
Louis Brown IV, WR	-	-	-	2	7	4	13
Kenan Christon, RB	3	0	0	0	10	0	13
Mekhi Shaw, WR	-	RS	1	5	7	0	13
Tupu Alualu, DL	-	-	-	-	12	0	12
Christian Jones, OL	-	-	RS	0	6	4	10
Dean Abdullah, OL	-	-	-	3	7	0	10
Myles Muraol, OL	-	-	RS	0	6	2	8
Michael Harrison, TE	-	0	0	2	4	0	6
Deshawn McCuin, S	RS	0	1	0	2	2	5
Josh Hunter, S	-	-	-	RS	5	0	5
Trey White, EDGE	-	-	-	RS	1	4	4
Krishna Clay, DL	-	-	-	-	-	4	4
Owen Chambliss, LB	-	-	-	-	RS	4	4
Tanu Letuli, LB	-	-	-	-	0	4	4
Sam Benjamin, DL	-	-	-	0	0	4	4
Chris Johnson, CB	-	-	-	0	0	4	4
Jude Wolfe, TE	RS	0	0	0	0	4	4
Joseph Borjon, OL	-	-	-	0	3	1	4
Jaylon Armstead, RB	-	RS	0	2	2	0	4
Danny O'Neil, QB	-	-	-	-	-	3	3
Eric Butler, S	-	-	-	0	0	3	3
Ezekiel Larry, EDGE	-	-	-	RS	3	0	3
Phillippe Wesley, WR	-	-	RS	0	3	0	3
Brady Nassar, DL	-	-	-	-	0	2	2
JD Coffey II, S	-	-	0	0	1	1	2
Teivis Tuioti, DL	-	RS	0	0	0	2	2
William Nimmo Jr., S	-	0	0	0	1	1	2
Javance Tupou'ta-Johnson, QB	-	-	-	-	RS	1	1
Tyler McMahon, RG	-	-	-	-	-	1	1
Brady Anderson, LB	-	-	0	RS	1	0	1
Cam Davis, RB	-	-	RS	0	1	0	1

Cooper's first 30 starts came at Kent State; his 12 starts in '23 were at Ball State. Bennett's first 31 starts came at Portland St. Louis' first 27 starts came at Richmond. Williams' first 27 starts came at Akron. Moretti's first 22 starts came at Central Michigan. Phillips' first 22 starts came at Tennessee State. Poke's first 17 starts were at Kent State. Staley's first 11 starts were at Northern Iowa. Walker's first 11 starts were at Eastern Michigan. Bryant's first 10 starts came at North Dakota. Brown's first nine starts came at Colorado State. Nine of Moon's starts came at New Mexico. Harrison's first six starts came at Colorado. Borjon's first three starts were at Arizona. Larry's first three starts were at Yale. Nimmo's first start was at UCLA.

tistically, the Huskies led the Pac-12 in interceptions (5) and punt return defense (1.83), ranked third in team passing efficiency defense (122.64), and fifth in turnovers gained (18).

- Defensive edges coach **Rob Aurich** (2022-23 defensive coordinator at Idaho, 2018-21 special teams coordinator at South Dakota, 2015-17 defensive coordinator at Bemidji State) also has previous coordinator experience.
- San Diego State returns two starters on defense in defensive tackle **Tupu Alualu** and weakside linebacker **Cody Moon**.

DEFENSIVE NUMBERS

- Since 2014, SDSU ranks second in the country in interceptions (158), sixth in turnovers forced (230), eighth in total defense (323.3) and ninth in scoring defense (19.7).
- San Diego State has held its opponent to single digits 21 times time since 2015 (118 games) and to 10 or less points 34 times over that span.
- The Aztecs have allowed just 1,182 points over the last 234 quarters (5.05 points per quarter) (does not include overtime periods).
- SDSU has allowed just 1,256 points over the last 64 games (19.6 ppg).
- San Diego State held its opponent scoreless on its opening possession twice in four games this season, 18 times in 29 games since 2022, 30 times in 42 games since 2021 and 84 times since 2015 (118 games).
- The Aztecs have not allowed a first-quarter touchdown in 10 of the last 13 games.
- SDSU had gone 18 straight games without allowing more than seven points in the first quarter before Central Michigan scored 10 of its 22 points in the first quarter on Sept. 28. San Diego State has allowed seven or fewer points in 26 of the last 28 first quarters.
- San Diego State held an opponent without a first-half touchdown in three games last season (Aug. 26 vs. Ohio, Oct. 21 vs. Nevada and Nov. 4 vs. Utah State). SDSU has held seven of its last 26 opponents without a touchdown in the first half.
- This year, opponents have had 48 drives where they tried to score on SDSU (does not include kneeldowns) and the Aztecs have forced three-and-outs (or less) on 12 of those drives (25.0 pct.). San Diego State averages 3.00 three-and-outs per game.
- SDSU had two defensive touchdowns in the opener against Texas A&M-Commerce on Aug. 31 (Tano Letuli fumble recovery in the end zone and JD Coffey III 45-yard interception return) in the same game for the first time since Nov. 5, 2016 vs. Hawai'i.
- San Diego State's two defensive touchdowns this season are tied for sixth in the country, trailing SMU (4), Arizona State (3), Coastal Carolina (3), North Carolina State (3) and Tulane (3).
- Ten of the 11 starters on defense in the opener against Texas A&M-Commerce were making their first career FBS start. The only player with a FBS start previously - EDGE **Trey White** - entered the game with one career start.
- CB **Chris Johnson** is tied for the FBS lead in both forced fumbles (3) and forced fumbles per game (0.75). The three forced fumbles are already tied for the 13th most in SDSU single-season history.
- LB **Brady Anderson**, LB **Tano Letuli** and DL **Krishna Clay** are each tied for 12th in FBS in fumble recoveries (1, T-1st in MW).
- S **JD Coffey III** had a career-high seven tackles in the first half alone at Central Michigan on Sept. 28 and finished with 15 for the game. It matched the most by an Aztec since Kyahva Tezino had 17 vs. Army West Point in the 2017 Armed Forces Bowl.
- S **Josh Hunter** had 15 tackles at Colorado State on Nov. 11, 2023, then most by an Aztec since Kyahva Tezino had 15 at Fresno State on Nov. 17, 2018. Hunter entered the game with 17 tackles this season and 18 for his career.
- LB **Cody Moon** was named the Mountain West Defensive Player of the Week on Aug. 28, 2023 for his play in the Aug. 26 opener against Ohio. Moon had a team-high 12 tackles (seven solo) in his first game as an Aztec after playing at New Mexico the past two seasons. The 12 tackles were two more than the next two Aztecs combined. It was his fifth career double-digit tackle game (now has six) and third over a four-game stretch.
- LB **Kyle Moretti** led Central Michigan in tackles (65) and sacks (2.0) a year ago. In the Mid-American Conference, he ranked 10th in sacks and 12th in tackles.
- EDGE **Marlem Louis** ranked in a tie for fifth in FCS last year while at Richmond in forced fumbles (4) and 10th in forced fumbles per game (0.31).

RUSHING DEFENSE

- Opponents have rushed 169 times this season with only four explosives runs (run of at least 20 yards) (2.4 pct.).
- Over the past three-plus seasons since 2021, opponents have rushed 1,421 times with only 38 attempts longer than 20 yards (2.7 pct.).
- Opponent rush average this year vs. SDSU by down: 1st - 4.3; 2nd - 4.4; 3rd - 4.2; 4th - 4.1.
- Opponent rush average this year vs. SDSU by quarter: 1st - 4.5; 2nd - 4.5; 3rd - 3.6; 4th - 4.8 - and by half: 1st - 4.5; 2nd - 4.2.
- San Diego State held Central Michigan to 154 rushing yards on 42 carries (3.7 avg.) on Sept. 28 a week after it gave up 335 on 33 attempts vs. Ball State (10.2 avg.).

PASSING DEFENSE

- SDSU's 158 interceptions since the 2014 season are the second most in the country over that span while its 16 interceptions returned for a touchdown rank in a tie for 15th.
- EDGE **Trey White** leads the Mountain West in six defensive categories, including sacks per game (1.50, 2nd in FBS), total tackles for loss yards (56, 2nd in FBS), total sacks (6.0, 3rd in FBS), tackles for loss per game (2.00, T-4th in FBS), total tackles for loss (8.0, T-7th in FBS) and total sack yards (27, T-23rd in FBS). White is also tied for eighth in the MW in forced fumbles (1,) and tied for ninth in forced fumbles per game (0.25, T-50th in FBS).
- According to Pro Football Focus, **White** ranks second in the Mountain West in total quarterback pressures (16) and quarterback hits (5).
- **White** logged three sacks and four tackles for loss at Central Michigan on Sept. 28. He was the first Aztec with

four TFLs in a game since Jay Henderson had four vs. Northern Illinois on Sept. 30, 2017.

- According to Pro Football Focus, CB Chris Johnson has the top coverage grade among cornerbacks in the Mountain West at 84.9 and tied for fifth in the country overall (min. 130 pass coverage snaps).
- Additionally, Johnson's 83.1 overall defensive grade leads the Mountain West among cornerbacks and is fourth nationally (min. 225 defensive snaps).
- S JD Coffey III returned an interception 45 yards for a touchdown against Texas A&M-Commerce on Aug. 31. Coffey is tied for first in the Mountain West in interceptions returned for a touchdown (1, T-2nd in FBS), tied for fifth in total interceptions (1, T-74th in FBS), sixth in interception yards (45, T-49th in FBS) and tied for seventh in interceptions per game (0.25).
- CB Bryce Phillips is second in the Mountain West in interception yards (68, 25th in FBS), tied for fifth in total interceptions (1, T-74th in FBS) and tied for seventh in interceptions per game (0.25).
- LB Tano Letuli is also tied for fifth in total interceptions (1, T-74th in FBS) and tied for seventh in interceptions per game (0.25).
- Last season, S Deshawn McCuin tied for 11th in FBS in interceptions returned for a touchdown (1, T-2nd in MW) last year and tied for 55th in interception yards (70, 7th in MW).
- Newcomer EDGE Marlem Louis tied for 20th in FBS last year in solo sacks (7) while at Richmond, as well as tied for 21st in sack yards (54), tied for 27th in sacks (7.5) and 47th in sacks per game (0.58).
- EDGE Ezekiel Larry ranked 25th in FCS in sack yards (52) a year ago at Yale, while also tying for 29th in sacks per game (0.67) and tying for 30th in solo sacks (6).
- S Dalesean Staley (Northern Iowa) tied for 33rd in FCS in 2023 with three interceptions.
- Newcomer CB Bryce Phillips tied for 38th in FCS play last year in pass breakups (8) while at Tennessee State.

BULLET NOTES - SPECIAL TEAMS

- Associate head coach Zac Barton is in his first season as SDSU's special teams coordinator. Barton joined San Diego State after spending last season at Kansas, where he served as the Jayhawks' special teams analyst. In his lone season at KU, the Jayhawks ranked seventh in FBS in special teams grading according to Pro Football Focus, grading just behind CFP playoff teams Alabama, Texas, and Washington. Kansas would go on to earn a selection into the 2023 Guaranteed Rate Bowl to cap off an 8-4 regular season, their best regular season record since 2007. Prior to Kansas, Barton coached the special teams at Kent State from 2018-22 under head coach Sean Lewis and helped the Golden Flashes' special teams unit to new heights.
- Special teams have long been a key to San Diego State's success. The Aztecs have won five of the nine Mountain West Special Teams Player of the Year awards issued since 2015. Those five include three kick returners (Rashaad Penny from 2015-17), two punters (Matt Araiza in 2021 and Jack Browning in 2022) and one kicker (also Araiza in 2021).
- San Diego State returns a pair of all-conference honorable mention selections in the special teams unit in kick returner Kenan Christon and punt returner Mekhi Shaw.
- ESPN's special teams efficiency rating had San Diego State at 72.2 in 2022, which ranked second in FBS, trailing only South Carolina (79.8). The Aztecs were fifth in 2021 at 69.9. Last year, SDSU was ninth at 65.8.
- Since the start of the 2015 season, San Diego State has 14 kickoff returns for touchdowns, the most in FBS play over that time. To put that stat into perspective, eight other teams have played at least 100 games over that span and do not have a single kick return touchdown.
- The Aztecs also have five 100-yard kickoff return touchdowns since 2015, one behind Western Michigan for the most in FBS play over that span.
- SDSU has two non-offensive touchdowns this season - a Tano Letuli fumble recovery in the end zone and JD Coffey III 45-yard interception return, both against Texas A&M-Commerce on Aug. 31 - which are tied for the 13th most in the country.
- The Aztecs have 13 non-offensive touchdowns since the start of the 2021 season. Only nine schools have more non-offensive touchdowns over that span, including Pittsburgh (18), Notre Dame (16), Iowa (15), Kentucky (15), Middle Tennessee (15), Ohio State (15), SMU (15), Arkansas State (14) and Houston (14). Over that span, SDSU has four blocked punt returns for touchdowns, four interception returns for touchdowns, two kickoff returns for a touchdown, two fumble recoveries for a touchdown and one punt return for a touchdown.
- Since the start of the 2020 season, San Diego State has 17 non-offensive touchdowns, tied with Baylor, Middle Tennessee, Mississippi State and TCU for the eighth most in the country over that span, trailing only Pittsburgh (20), Notre Dame (19), Alabama (18), Houston (18), Iowa (18), Kentucky (18) and Ohio State (18).
- P Tyler Pastula ranks second in the Mountain West in punt yards per game (240.00, 12th in FBS), punts per game (5.25, T-14th in FBS) and total punt yards (960, 24th in FBS), third in punt average (45.71, 19th in FBS) and total punts (21, T-31st in FBS), tied for fourth in punts inside the 20-yard line (7, T-30th in FBS) and sixth in net punt average (39.62, 59th in FBS).
- Pastula punted seven times for 340 yards against Oregon State on Sept. 7. The 48.6 average was a career-high mark (min. 4 punts) and the seventh-highest average in the country this year (min. 7 punts).
- Last year, Pastula ranked 20th in FCS punt average (42.7) while playing for UAlbany.
- KR Ja'Shaun Poke is tied for sixth in the Mountain West in total kick returns (4), tied for seventh in kick returns per game (1.00), eighth in kick return average (14.25) and tied for ninth in total kick return yards (57).
- Mekhi Shaw is tied for seventh in the Mountain West in total punt returns (4) and tied for eighth in punt returns per game (1.00).
- Shaw ranked third in the Mountain West last year in punt return average (7.21, 37th in FBS), fourth in punt returns (14, T-48th in FBS) and seventh in total punt return yards (101, T-61st in FBS).
- Gabe Plascencia is ranked 10th in the Mountain West in kickoff average (58.30).
- RB/KR Kenan Christon ranked second last year in the Mountain West in total kick returns (15, T-56th in FBS) and total kick return yards (331, 57th in FBS) and sixth in combined kick return/punt return yards (331, T-74th in FBS).
- Eric Butler blocked two punts last year, tied for the second-most blocked kicks in SDSU single-season history. His two career blocked kicks are tied for the fifth most in school history.
- Butler's two blocked kicks were tied for the fourth most in the country last year, while his 0.18 blocked kicks per game were also

TOP SCORING DEFENSES SINCE 2014

Best scoring defenses since start of 2014 (min. 100 GP)

Rk.	School	Pts. Allowed Per Game
1.	Georgia	16.7
2.	Alabama	17.1
3.	Clemson	17.5
4.	Iowa	17.9
5.	Wisconsin	18.0
6.	Michigan	18.1
7.	Ohio State	18.6
8.	Penn State	19.1
9.	San Diego State	19.7
10.	Washington	20.5

TOP TOTAL DEFENSES SINCE 2014

Best total defenses since start of 2014 (min. 100 GP)

Rk.	School	Total Yds. Allowed Per Game
1.	Michigan	293.9
2.	Wisconsin	295.3
3.	Georgia	301.4
4.	Clemson	301.9
5.	Alabama	305.4
6.	Iowa	317.9
7.	Ohio State	321.0
8.	Penn State	322.4
9.	San Diego State	323.3
10.	Air Force	333.7

MOST INTERCEPTIONS SINCE 2014

Below is a list of the most interceptions forced in the FBS since the beginning of the 2014 campaign.

Rk.	Team	INT
1.	Iowa	160
2.	San Diego State	158
3.	Clemson	154
4.	Alabama	147
5.	Western Kentucky	142
	Wisconsin	142
7.	Oregon	141
8.	Appalachian State	140
9.	Utah	138
10.	Ohio State	137

MOST TURNOVERS FORCED SINCE 2014

Below is a list of the most turnovers forced in the FBS since the beginning of the 2014 campaign.

Rk.	Team	TO Forced
1.	Clemson	251
2.	Memphis	239
3.	Alabama	233
4.	Utah	231
	Western Kentucky	231
6.	San Diego State	230
7.	Iowa	229
8.	Louisiana Tech	228
	Troy	228
	UCF	228

FEWEST INT. THROWN SINCE 2015

Fewest INT by an FBS team since 2015 (min. 80 GP)

Rk.	School	Int.
1.	Navy	48
2.	Air Force	55
3.	Army West Point	60
4.	San Diego State	62
	Alabama	62

AZTECS IN THE NFL (AS OF SEPT. 28, 2024)

(According to NFL.com; * - practice squad player; ^ - injured list)

Active Rosters: 9
Practice Rosters: 4
Injured List: 1
Total: 14

CURRENT NFL TEAM

ARIZONA CARDINALS

Aaron Brewer, LS 2008-09-10-11
Darren Hall, S 2018-19-20
*Keith Ismael, OL 2017-18-19

ATLANTA FALCONS

*Jesse Matthews, WR 2019-20-21-22

BUFFALO BILLS

*Tyrell Shavers, WR 2021-22

INDIANAPOLIS COLTS

Segun Olubi, LB 2020-21

KANSAS CITY CHIEFS

Matt Araiza, P 2019-20-21
Cameron Thomas, LB 2019-20-21

MIAMI DOLPHINS

^Patrick McMorris, S 2020-21-22

NEW ENGLAND PATRIOTS

Zachary Thomas, OL 2017-19-20-21

NEW YORK GIANTS

Daniel Bellinger, TE 2018-19-20-21

PITTSBURGH STEELERS

Damontae Kazee, S 2013-14-15-16

SAN FRANCISCO 49ERS

*Alex Barrett, DL 2013-14-15-16

TENNESSEE TITANS

Daniel Brunskill, OL 2013-14-15-16

MOST GAMES / CONSECUTIVE GAMES

Most Games Played	Games
Tyler Pastula, P	49
Marlem Louis, DL	47
Marquez Cooper, RB	46
Ryan Wintermeyer, LS	43

Consecutive Games Played	Streak
Tyler Pastula, P	49
Marquez Cooper, RB	46
Ryan Wintermeyer, LS	43
Michael Harrison, TE	40
Cody Moon, LB	40

2024 CAPTAINS

Name	SDSU Letters
Marquez Cooper, RB	n/a
Tano Letuli, LB	n/a
Trey White, Edge	2023

fourth.

LAST TIME OUT

Central Michigan 22, San Diego State 21

Sept. 28, 2024 | Kelly/Shorts Stadium | Mount Pleasant, Mich.

MOUNT PLEASANT, Mich. -- San Diego State suffered a heartbreaking 22-21 loss at Central Michigan on Saturday when Tristan Mattson connected on his third field goal of the game - a 46-yarder - with five seconds remaining.

The Aztecs (1-3) led for over 38 minutes of the game, including 29 minutes, 55 seconds of the 30 minutes in the second half, but couldn't hold on in their first game in the Eastern Time Zone since 2015.

SDSU led, 21-13, at halftime as true freshman Danny O'Neil connected with tight end Jude Wolfe on a pair of touchdown passes following an earlier touchdown run by Marquez Cooper.

San Diego State, however, was held scoreless in the second half, including consecutive drives late when Nick Lopez missed a pair of short field goals.

After forcing a three-and-out to start the second half, the Chippewas (3-2) used a 15-play, 77-yard drive to score when B.J. Harris banged it in from a yard out on fourth-and-goal. It was one of four fourth downs CMU converted on the day in four attempts. Central Michigan went for two to tie it, but following a pass interference fall on Chris Johnson, the Aztecs stopped Davis on a run to keep the score at 21-19.

The teams exchanged punts over the next two drives apiece before SDSU got to the Chippewa 15-yard line. A 33-yard field goal attempt by Lopez, however, missed, keeping it a two-point game.

CMU quickly got into San Diego State territory, thanks to a 43-yard pass from Joe Labas to Marion Lukes. Facing a third-and-13 on the Central Michigan 38-yard line, Labas was picked off by Aztec cornerback Bryce Phillips, who ran it back 68 yards to the Chippewa 11 with just 2:17 left.

SDSU was stymied on three straight plays before Lopez hooked a 28-yard attempt wide left to give CMU one last chance.

Labas directed a 15-play, 52-yard drive in the final two minutes as Central Michigan converted two third downs and a fourth down on the drive. Mattson then nailed a career-long 46-yarder to give the Chippewas their first lead since early in the second quarter.

Starting on its own 28, San Diego State was able to get to the 43 but Louis Brown IV was tackled before being able to lateral the ball, giving CMU the improbable victory.

Mattson's 25-yard field goal got Central Michigan on the scoreboard and Cooper later answered with a 3-yard rushing TD to put the Aztecs in the lead.

The Chippewas ended the first quarter on a 12-play, 75-yard drive with an 8-yard scoring toss from Labas to Lukes.

After Johnson forced a fumble on a SDSU punt early in the second quarter which was recovered by Brady Anderson on the CMU 17, San Diego State scored four plays later when O'Neil found Wolfe alone in the end zone off play-action.

Late in the half, Cooper ran for 47 yards and O'Neil found Wolfe for another touchdown, this time from 26 yards out to put the Aztecs up, 21-10. Wolfe became just the fourth SDSU tight end since at least 1996 with two touchdowns in the same game.

Central Michigan, however, used a 12-play, 59-yard drive to close the half with a 34-yard field goal by Mattson.

O'Neil totaled 246 yards on 14-for-23 passing for San Diego State. Cooper rushed for 111 yards and a touchdown on 34 carries, while Louis Brown IV caught eight passes for a career-high 149 yards.

JD Coffey III had a career-high 15 tackles for the Aztecs, while White logged three sacks and four tackles for loss.

SDSU fell to 16-2-1 against current members of the Mid-American Conference (MAC) and 11-2-1 all-time against teams who were in the MAC at the time of the game.

San Diego State also dropped to 37-3 in its last 40 games when leading after three quarters and had its 11-game winning streak snapped when not committing a turnover.

BIG NOTES

- San Diego State fell to 16-2-1 against current members of the Mid-American Conference (MAC).



SDSU-CMU

Sept. 28, 2024 | Kelly/Shorts Stadium | Mt. Pleasant, Mich.

Attendance: 27,072 | Weather: 76 degrees F, sunny; wind NE 11 mph

	1	2	3	4	Total
San Diego State	7	14	0	0	- 21
Central Michigan	10	3	6	3	- 22

SCORING SUMMARY

CMU — Mattson 25-yd field goal	(12:26, 1st)
SDSU — Cooper 3-yd rush (Lopez kick)	(6:13, 1st)
CMU — Lukes 8-yd pass f/Labas (Mattson kick)	(0:31, 1st)
SDSU — Wolfe 5-yd pass f/O'Neil (Lopez kick)	(12:43, 2nd)
SDSU — Wolfe 26-yd pass f/O'Neil (Lopez kick)	(3:30, 2nd)
CMU — Mattson 34-yd field goal	(0:26, 2nd)
CMU — Harris 1-yd rush (2-pt. conversion failed)	(5:52, 3rd)
CMU — Mattson 46-yd field goal	(0:05, 4th)

TEAM STATS

	San Diego State	Central Michigan
First Downs	21	26
Rushes-Yards	45-118	42-154
Passing Yards	146	298
C-A-I	14-23-0	25-46-1
Total Offense	364	452
Fumbles-Lost	0-0	1-1
Penalties-Yards	4-36	5-37
Possession Time	24:33	35:27
Turnovers	0	2
Average Field Position	SDSU36	CMU22

INDIVIDUAL STATS

Rushing (Atts.-Yards-TDs): SDSU: Cooper 34-111-1; O'Neil 9-7-0; Davis 1-4-0; Poke 1-(-4)-0. CMU: Lukes 16-76-0; Harris 13-41-1; Emanuel Jr. 6-32-0; Labas 7-5-0.

Passing (Comp.-Att.-Int., Yards, TDs): SDSU: O'Neil 14-23-0, 246, 2. CMU: Labas 24-43-1, 275, 1; Chapeau 1-1-0, 23, 0; Emanuel 0-1-0, 0, 0; TEAM 0-1-0, 0, 0.

Receiving (No.-Yards-TDs): SDSU: Brown IV 8-149-0; Wolfe 3-40-2; Poke 2-23-0; Bennett 1-34-0. CMU: Boyd 6-51-0; Prewitt III 6-42-0; Lukes 3-57-1; Parker 3-28-0; Harris 2-66-0; Temple 2-17-0; Whiteside 1-23-0; Harris 1-8-0; Davis 1-6-0.

- The Aztecs are now 11-2-1 all-time against teams who were in the MAC at the time of the game.
- SDSU fell to 37-3 over its last 40 games when leading after three quarters.
- San Diego State had its 11-game winning streak snapped when not committing a turnover.
- This was the Aztecs' first one-point game since a 31-30 overtime loss to Hawai'i on Nov. 24, 2018.
- San Diego State is now 77-41 (.653) since the start of the 2015 campaign.
- TE Jude Wolfe became just the fourth Aztec tight end since at least 1996 with multiple touchdown catches in the same game, joining Gavin Escobar (three times from 2011-12), Kahale Warring (at Nevada in 2018) and Mark Redman (vs. Ohio in 2023).
- WR Louis Brown IV became the 93rd different Aztec with a 100-yard receiving game, setting a career high with 140 yards. The 149 yards matched the most by an Aztec since Jesse Matthews had 175 yards vs. UTSA in the 2021 Frisco Bowl (Dec. 21).
- RB Marquez Cooper ran for 111 yards, breaking the 100-yard plateau for the second time this season and 19th time of his career.
- EDGE Trey White logged three tackles and four tackles for loss, the first Aztec with four TFLs since Jay Henderson had four vs. Northern Illinois on Sept. 30, 2017.

TEAM NOTES

- This was the first 22-21 final score in SDSU's Division I era (since 1969).
- After scoring just 10 points over its last two games combined, San Diego State scored 14 in the first 17 minutes, 17 seconds (17:17) today and 21 overall.
- The Aztecs allowed a first-quarter touchdown for just the fourth time in the last 13 games.
- SDSU had gone 18 straight games without allowing more than seven points in the first quarter prior to CMU scoring 10 on San Diego State today.
- The Aztecs have still allowed seven or fewer points in 26 of the last 28 first quarters.
- SDSU scored 21 points in the first half, its most in the first half since also scoring 21 at New Mexico on Nov. 18, 2022.
- San Diego State fell to 66-17 since 2015 when scoring just 20 or more points (1-1 this year).
- After averaging 13.0 penalties over its first three games, San Diego State had no accepted penalties in the first half and just four for the game.

TRENDS

- The Aztecs won the coin toss for the first time this season (1-3) and for the first time when having the chance to pick heads or tails (1-1).
- SDSU did not start with the ball for just the 46th time over the last 161 games.
- San Diego State allowed its opponent to score on its opening possession for just second time this season in four games, the 11th time in 29 games since 2022, 12th time in 42 games since 2021 and 34th time since 2015 (118 games).
- The Aztecs fell to 0-1 this season when leading at the half.

PLAYER NOTES

* Danny O'Neil, Fr., QB (14-for-23, 246 yds., 2 TD, 0 INT)

Threw for a career-high 246 yards ... Threw his third and fourth touchdown passes of the season (and career) ... Had his second game with multiple touchdown passes ... Now has 80 passes without an interception to start his collegiate career.

* Marquez Cooper, Sr., RB (34 att., 111 yds., 1 TD)

Broke 100 yards rushing for the second time this season and 19th time of his career ... Ran for 111 yards and now has 474 on the season in four games (118.5 yards per game) ... Scored his third touchdown of the season (first since the opener against Texas A&M-Commerce).

* Louis Brown IV, Jr., WR (8 rec., 149 yds.)

Recorded his first 100-yard receiving game as an Aztec and second of his career ... Became the 93rd different Aztec with a 100-yard receiving game (342nd overall) ... The 149 yards were a career high and the most by an Aztec since Tyrell Shavers also had 149 against Hawai'i on Oct. 8, 2022 ... The 149 yards matched the most by an Aztec since Jesse Matthews had 175 yards vs. UTSA in the 2021 Frisco Bowl (Dec. 21).

* Jude Wolfe, Sr., TE (3 rec., 40 yds., 2 TD)

Became just the fourth Aztec tight end since at least 1996 with multiple touchdown catches in the same game, joining Gavin Escobar (three times from 2011-12), Kahale Warring (at Nevada in 2018) and Mark Redman (vs. Ohio in 2023) ... Now has two touchdowns this season and three for his career ... The 40 yards were a career high, while the three catches matched a career best.

* JD Coffey III, Sr., S (15 tackles (8 solo))

Had a career-high seven tackles alone in the first half (previous high was five) and finished with 15 for the game ... It matched the most by an Aztec since Kyahva Tezino had 17 vs. Army West Point in the 2017 Armed Forces Bowl ... Led the team in tackles for the first time of his career.

* Trey White, So., EDGE (8 tackles (5 solo), 3.0 sacks, 4.0 TFL)

Had a pair of sacks on consecutive plays in the third quarter and had three overall ... Now has 5.5 sacks over the last two games and six for the season in four games ... Became the first player with four tackles for loss in a game since Jay Henderson had four vs. Northern Illinois on Sept. 30, 2017 ... His eight tackles were also a career high.

OTHER NOTES

- RB Marquez Cooper started for the 36th consecutive game, the longest streak among the Aztec offensive and defensive players.
- Cooper's 46 career starts are the most among any current Aztec offensive or defensive player.

DEFENSIVE SCORING PLAYS (SINCE 2009)

2024

Tano Letuli 0-yd FR after Trey White's FF
..... vs. Texas A&M-Commerce (A.31)
JD Coffey 45-yd INT vs. Texas A&M-Commerce (A.31)

2023

Deshawn McCuin 70-yd INT at Hawai'i (0.14) (TD)

2022

Jonah Tavai Sacked QB in end zone vs. SJSU (N.12) (Safety)
Patrick McMorris 30-yd FR after Michael Shawcraft's FF
..... at Nevada (0.22) (TD)

2021

Andrew Aleki 17-yd INT at UNLV (N.19) (TD)
Andrew Aleki 25-yd INT vs. New Mexico State (S.4) (TD)

2020

Darren Hall 57-yd INT at Colorado (N.28) (TD)
Segun Olubi 71-yd INT vs. Hawai'i (N.14) (TD)

2019

Darren Hall 20-yd FR after Tariq Thompson's FF
..... vs. Central Michigan (D.21) (TD)

2017

Tariq Thompson 83-yd INT vs. Northern Illinois (S.30) (TD)

2016

Ron Smith 54-yd INT vs. Houston (D.17) (TD)
Damontae Kazee 54-yd INT vs. Hawai'i (N.5) (TD)
Ron Smith 14-yd INT vs. Hawai'i (N.5) (TD)
Malik Smith 28-yd INT at Utah State (O.28) (TD)
Ronley Lakalaka 9-yd INT vs. California (S.10) (TD)

2015

Alex Barrett 43-yd INT vs. Cincinnati (D.24) (TD)
Damontae Kazee 55-yd INT at Colorado St. (O.31) (TD)
Calvin Munson 67-yd INT vs. San Diego (S.6) (TD)
..... 19-yd INT vs. San Diego (S.6) (TD)

2014

Calvin Munson 56-yd INT vs. Air Force (N.21) (TD)

2013

J.J. Whittaker 18-yd INT vs. Boise State (N.23) (TD)

2012

Everett Beed 52-yd FR vs. Air Force (N.10) (TD)
Leon McFadden 96-yd INT at Fresno State (S.29) (TD)
Eric Pinkins 32-yd INT at Fresno State (S.29) (TD)
Leon McFadden 28-yd INT vs. North Dakota (S.15) (TD)

2010

Jerome Long FR in end zone after Rob Andrews' FF
..... at TCU (N.13) (Safety)

2009

Luke Laolagi 55-yd INT at UNLV (N.28) (TD)
Dey Juan Hemmings 14-yd FR after Ernie Lawson's FF
..... vs. New Mexico State (O.3) (TD)
Team QB fell in end zone vs. So. Utah (S.12) (Safety)

SPECIAL TEAMS SCORING PLAYS SINCE 2011

2022

Jordan Byrd95-yard KR vs. San José State (N.12) (TD)
 Tyrell Shavers.....Punt block; Returned for touchdown (S.30) (TD)
 Jordan Byrd.....66-yard PR vs. Idaho State (S.10) (TD)
 Team.....Punt block; Jaylon Armstead returned for a
touchdown vs. Arizona (S.3) (TD)

2021

Tyrell ShaversPunt block; Trenton Thompson returned for
touchdown vs. Towson (S.25) (TD)
 Jordan Byrd100-yard KR vs. Utah (S.18) (TD)
 Kaegun Williams.....Punt block; Tyrell Shavers returned for
touchdown at Arizona (S.11) (TD)

2020

Jordan Byrd93-yard KR vs. Colorado State (D.5) (TD)
 BJ Busbee90-yard KR vs. Colorado State (D.5) (TD)

2019

Trenton ThompsonPunt block; Caden McDonald returned for
touchdown at UNLV (10.26) (TD)
 Kaegun Williams95-yard KR vs. San José State (O.19) (TD)

2018

Kaelin HimphillPunt block; Trenton Thompson returned for
touchdown vs. Air Force (O.12) (TD)

2017

Juwan Washington78-yd KR vs. Army West Point (D.23) (TD)
 Rashaad Penny100-yd KR vs. Nevada (N.18) (TD)
 Rashaad Penny70-yd PR vs. Nevada (N.18) (TD)
 Juwan Washington96-yd KR vs. Northern Illinois (S.30) (TD)
 Rashaad Penny99-yd KR at Arizona State (S.9) (TD)

2016

Juwan Washington92-yd KR at Wyoming (N.19) (TD)
 Rashaad Penny93-yd KR at Wyoming (N.19) (TD)
 Rashaad Penny100-yd KR vs. California (S.10) (TD)

2015

Rashaad Penny100-yd KR vs. Cincinnati (D.24) (TD)
 Damontae Kazee66-yd PR at UNLV (N.21) (TD)
 Rashaad Penny100-yd KR at Penn State (S.26) (TD)
 Rashaad Penny97-yd KR vs. San Diego (S.5) (TD)

2014

Lloyd Mills67-yd PR vs. Northern Arizona (A.30) (TD)

2013

Tim Vizzi71-yd PR at UNLV (N.30) (TD)
 Tim Vizzi41-yd PR vs. Boise State (N.23) (TD)
 TeamFumbled punt out of end zone (O.4) (Safety)
 Sam MeredithPAT block; David Lamar returned for
def. PAT at New Mexico State (S.28) (2 pts.)

2012

Colin Lockett100-yd KR at Boise State (N.3) (TD)
 Colin Lockett96-yd KR vs. Army (S.8) (TD)

2011

Brandon Davis98-yd KR at Air Force (O.13) (TD)
 Colin Lockett94-yd KR vs. Cal Poly (S.3) (TD)

- RG Tyler McMahon made his first career start.
- P Tyler Pastula played in his 49th consecutive game and 49th game overall, both the longest and most among any current Aztec.
- Chris Johnson forced his third fumble of the season.
- Brady Anderson recovered his first career fumble.
- Bryce Phillips recorded his first career interception.
- Tonight's temperature was 76 degrees at kickoff.
- Tonight's attendance was 27,072.
- The Aztec shield was carried out tonight by OL Ross Ulugalu-Maseuli.

SAN DIEGO STATE TO JOIN THE PAC-12 CONFERENCE

San Diego State has accepted an invitation to join the Pac-12 Conference, the school announced on Sept. 12. The Aztecs will officially become a member of the Pac-12 on July 1, 2026.

SDSU joins league stalwarts Oregon State and Washington State, along with Boise State, Colorado State and Fresno State as the newest members of the league.

"We are ecstatic to be joining the Pac-12 Conference," San Diego State director of athletics John David Wicker said. "While we are grateful to be a founding member of the Mountain West with 26 years of success in the conference, we are excited at what lies ahead with these new opportunities. We will continue to compete for conference championships on the field and to graduate leaders in the community."

"The move to the Pac-12 is a transformative moment for our entire university," SDSU President Adela de la Torre said. "Joining the Pac-12 opens the door to exciting partnerships and financial growth, all of which will contribute to the success of our student-athletes and the vitality of our university community. This is just the beginning -- we are poised to attract even more top-tier talent, compete at the highest national level and identify new opportunities that will benefit our One SDSU community and the San Diego region."

Oregon State and Washington State are currently operating as members of the Pac-12 Conference as part of an NCAA two-year grace period and will continue to do so for the 2025-26 academic season before the four new members officially join. The collective six universities will collaboratively chart additional membership and other future conference considerations.

"For over a century, the Pac-12 Conference has been recognized as a leading brand in intercollegiate athletics," Commissioner Teresa Gould stated. "We will continue to pursue bold cutting-edge opportunities for growth and progress, to best serve our member institutions and student-athletes. I am thankful to our board for their efforts to welcome Boise State University, Colorado State University, California State University, Fresno, and San Diego State University to the conference. An exciting new era for the Pac-12 Conference begins today."

The Aztecs have won a Mountain West record 96 league titles (only includes sports SDSU competes in), including the most championships in each of the last three years. In the 2023-24 campaign alone, San Diego State captured six MW championships, including women's soccer (regular season), swimming & diving, men's golf, women's tennis (tournament) and softball (regular season and tournament). The Aztecs also had four conference players of the year - Mac Barbara (softball, co-player), Yasmine Kabbaj (women's tennis), Denise Castro (women's soccer, offensive) and Alex Roberts (swimmer) - and three conference coaches of the year - Stacey Nuveman Denz (softball), Mike Shrader (swimming) and Roland McDonald (diving).

SDSU has also been a power on the national stage as its combined .726 winning percentage in football and men's basketball since the fall of 2010 ranks first in the country, just behind of Ohio State (.727). San Diego State has also excelled in the professional ranks. Most recently, former Aztec men's golfer Xander Schauffele won two of the four major championships in 2024, while former NCAA track & field champion Shanieka Ricketts (Thomas) won the silver medal in the triple jump at the Paris Olympics this summer.

In the classroom, 366 San Diego State student-athletes were recognized as scholar-athletes in April for achieving a semester GPA of 3.20 or higher or maintaining a cumulative GPA of 3.0 or higher. Additionally, 38 student-athletes earned Malik Award distinction for posting a 4.0 grade-point average.

SDSU FOOTBALL PICKED EIGHTH IN MOUNTAIN WEST PRESEASON POLL

San Diego State was picked to finish in eighth place in the 2024 preseason Mountain West preseason poll, the league announced July 10. The preseason poll and all-conference team are voted on by media representatives who cover the conference.

The Aztecs, who are coming off a 4-8 season but are in the first year under new head coach Sean Lewis, garnered 251 points, easily ahead of Hawai'i (214), San José State (185), New Mexico (85) and Nevada (77) in the 12-team conference. Defending champion Boise State finished with 543 points and 38 of the 46 first-place votes, while UNLV (471) and Fresno State (460) logged four first-place votes apiece. Air Force is fourth with 384 points, and Colorado State (337), Wyoming (296) and Utah State (285) are also ahead of SDSU.

For just the third time in the 26-year history of the Mountain West, SDSU did not have a player earn preseason MW all-conference honors. Boise State's Ashton Jeanty was named the preseason offensive player of the year, while teammate Amed Hassanein and UNLV's Jackson Woodard shared co-defensive player of the year honors. UNLV's Jacob De Jesus, meanwhile, was chosen as the MW Special Teams Player of the Year.

Mountain West Football Preseason Players of the Year

Offensive Player of the Year: Ashton Jeanty, Jr., RB, Boise State

Co-Defensive Player of the Year: Ahmed Hassanein, Sr., DL, Boise State

Co-Defensive Player of the Year: Jackson Woodard, Sr., LB, UNLV

Special Teams Player of the Year: Jacob De Jesus, Sr., PR/KR, UNLV

Offense **2024 Mountain West Football Preseason All-Conference Teams**

QB Mikey Keene, Jr., Fresno State	DL Ahmed Hassanein, Sr., Boise State	P James Ferguson-Reynolds, Jr., Boise State
WR Tory Horton, Gr., Colorado State	DL Devo Bridges, Sr., Fresno State	PK Jonah Dalmas, Gr., Boise State
WR Ricky White III, Sr., UNLV	DL Soane Toia, Sr., San José State	PR Jacob De Jesus, Sr., UNLV
WR Jalen Royals, Sr., Utah State	DL Jordan Bertagnole, Gr., Wyoming	KR Jacob De Jesus*, Sr., UNLV
RB Ashton Jeanty, Jr., Boise State	LB Andrew Simpson, Jr., Boise State	
RB Malik Sherrod, Sr., Fresno State	LB Chase Wilson, Sr., Colorado State	
OL Kage Casey, So., Boise State	LB Jordan Pollard, Jr., San José State	
OL Jacob Gardner, Gr., Colorado State	LB Jackson Woodard, Sr., UNLV	
OL Mose Vavao, Sr., Fresno State	DB A'Marion McCoy, Sr., Boise State	
OL Tiger Shanks, Sr., UNLV	DB Jack Howell, Sr., Colorado State	
OL Jack Walsh, Jr., Wyoming	DB Cameron Oliver, Sr., UNLV	
TE John Gyllenborg, Jr., Wyoming	DB Ike Larsen, Jr., Utah State	

Preseason All-Conference Notes: Preseason All-Conference Notes: San Diego State did not have a player make the all-conference team for just the third time in league history (since 1999) ... An Aztec has not earned preseason all-league honors now in 2002, 2007 and 2024 ... The Aztecs did not have a preseason all-MW performer on defense for first time since 2017 ... SDSU did not have a preseason all-league offensive player for the first time since 2020 ... The Aztecs had at least three all-MW preseason picks in nine straight years prior to this year after doing so just four times over the previous 10 years (2005-14).

2024 Mountain West Preseason Poll

Team (First-Place Votes)	Points
1. Boise State (38)	543
2. UNLV (4)	471
3. Fresno State (4)	460
4. Air Force	384
5. Colorado State	337
6. Wyoming	296
7. Utah State	285
8. San Diego State	251
9. Hawai'i	214
10. San José State	185
11. New Mexico	85
12. Nevada	77

Preseason All-Conference Team Notes: This is the second Mountain West preseason poll without divisions since 2012 when the Aztecs were picked fifth and captured the league title along with Boise State and Fresno State ... SDSU's eighth-place prediction is its lowest since being picked eighth in 2009 (note that from 2013-22 the league was split in divisions and out of just six teams, although San Diego State never was picked worse than third) ... The Aztecs, who averaged a predicted finish of 6.5 from 2005-12, have ended up at or better than their predicted finish in 10 of the last 15 seasons and 13 times over the past 19 years ... SDSU has won two of the last nine MW titles (2015 and 2016) and three of the past 12 (also 2012).

2024 PRESEASON/SEASON ACCOLADES**Tupu Alualu | Sr. | Honolulu, Hawaii | Defensive Line**

Polynesian Player of the Year Watch List (Polynesian ancestry that epitomizes great ability and integrity)

All-Mountain West second team - *Lindy's Sports Annuals*

All-Mountain West fourth team - *Athlon Sports*

All-Mountain West fourth team - *Phil Steele Magazine*

Jaylon Armstead | Sr. | Los Angeles, Calif. | Running Back

Honorable Mention all-Mountain West - *College Football Network*

Joseph Borjon | Sr. | La Puente, Calif. | Offensive Line

All-Mountain West third team - *Phil Steele Magazine*

Louis Brown IV | Jr. | Los Angeles, Calif. | Wide Receiver

All-Mountain West third team - *Athlon Sports*

Eric Butler | Jr. | Corona, Calif. | Safety

MW Special Teamer of the Year - *College Football Network*

All-Mountain West first team (ST) - *College Football Network*

Isaiah Buxton | Fr. | San Diego, Calif. | Cornerback**SDSU MOUNTAIN WEST PLAYERS OF THE WEEK**

San Diego State has not earned a Mountain West Player-of-the-Week award this season. Below is a list of the Aztec student-athletes that have received the honor this season. *No.* - indicates the number of honors that player has earned in his career.

Date	Player	Award	No.
------	--------	-------	-----

SDSU PLAYERS OF THE WEEK

(SDSU players of the week are announced post-practice each Sunday)

Game	Offensive	Defensive	Special Teams
TAMUC	Marquez Cooper	Chris Johnson	none
Scout	Parker Threatt	Malik Gucake	none
Oregon St.	none	none	none
Scout	Arthur Ban	Kodi Cornelius	none
Cal	none	none	none
Scout	none	none	none
CMU	none	none	none
Scout	none	none	none
Hawai'i			
Wyoming			
WSU			
Boise St.			
UNM			
UNLV			
Utah St.			
AFA			

GEOLOGICAL BREAKDOWN

California (66)

Dean Abdullah, Tiimalu Afalava, Brady Anderson, Jaylon Armstead, Tayvion Beasley, Nate Bennett, Tayten Beyer, Jackson Berman, Joe Borjon, Louis Brown IV, Eric Butler, Isaiah Buxton, Owen Chambliss, Tyson Chavez, Kenan Christon, Emanuel Chow, Krishna Clay, Kodi Cornelius, Kyle Crum, AJ Duffy, Gage Dutcher, Arnold Escano, Ryan Gaea, Nick Gardinera, Gabe Garretson, Max Garrison, Malik Gucake, Xavier Hamlet, Dean Harrington, Michael Harrison, Josh Hunter, Chris Johnson, Christian Jones, Nikolas Kattoula, Jayden Kendricks, Ezekiel Larry, Tano Letuli, Nick Lopez, Jerry McClure, Jason Mitchell, Myles Murao, Jordan Napier, Brady Nassar, William Nimmo Jr., Danny Niu, Dominic Oliver, Bryce Phillips, Gabriel Plascencia, Connor Poulson, Zechariah Ramirez, Cincere Rhoney, Kurt Rossner, Bobby Shaw, Mekhi Shaw, Ryan Silver, Jake Sinz, Charlie Stewart, Lucky Sutton, Parker Threatt, Javance Tupou'ata-Johnson, Ross Ulugalu-Maseuli, Mikey Welsh, Trey White, Jelani Whitmore, Prince Williams, Jude Wolfe

Texas (9)

Briley Barron, Will Cianfrini, JD Coffey III, Cam Davis, Deshawn McCuin, Jelani McLaughlin, Tyler McMahan, Heath McRee, Logan Tanner

Arizona (6)

Sam Benjamin, Nick Clegg, Hudson Mitchell, Zone Wierenga, Ryan Wintermeyer, Ryan Wolfer

Nevada (4)

Joshua Goynes, Ryan Henderson, DJ Herman, Ben Scolari

Washington (4)

Arthur Ban, Ryan Dirksen, Kai Holec, Jatavious Magee

Hawaii (2)

Tupu Alualu, Teivis Tuioti

Missouri (2)

Dalesean Staley, Phillippe Wesley II

Colorado (1)

Kyle Moretti

Florida (1)

Marlem Louis

Georgia (1)

Ja'Shaun Poke

Illinois (1)

Jared Badie

Maryland (1)

Marquez Cooper

Massachusetts (1)

Keion Mitchell

Minnesota (1)

Darrion Dalton

New Mexico (1)

Cody Moon

Indiana (1)

Danny O'Neil

Pennsylvania (1)

Tyler Pastula

Ohio (1)

Nate Williams

Oklahoma (1)

Brayden Bryant

American Samoa (1)

Saipale Fuimaono

Finland (1)

Eemil Herranen

No. 9 Recruit in Mountain West - *Athlon Sports*

Owen Chambliss | Fr. | Corona, Calif. | Linebacker

All-Mountain West fourth team - *Phil Steele Magazine*

Kenan Christon | Sr. | San Diego, Calif. | Running Back

Paul Hornung Award Watch List (most versatile performer)

All-Mountain West second team (KR) - *Athlon Sports*

Marquez Cooper | Sr. | Gaithersburg, Md. | Running Back

Maxwell Award Watch List (best all-around player)

Doak Walker Award Watch List (best running back)

Nation's active leader in rushing and all-purpose yards

Team captain

All-Mountain West second team - *Athlon Sports*

All-Mountain West second team - *College Football Network*

All-Mountain West second team - *Phil Steele Magazine*

Chris Johnson | Jr. | Eastvale, Calif. | Cornerback

All-Mountain West fourth team - *Phil Steele Magazine*

Michael Harrison | Sr. | San Francisco, Calif. | Tight End

All-Mountain West second team - *College Football Network*

Tano Letuli | So. | San Diego | Linebacker

Team captain

Marlem Louis | Sr. | Venice, Fla. | Defensive Line

East-West Shrine Bowl 1000 Watch List

All-Mountain West third team - *Athlon Sports*

All-Mountain West third team - *College Football Network*

Jason Mitchell | Fr. | Los Angeles, Calif. | Cornerback

No. 5 Recruit in MW - *Athlon Sports*

Kyle Moretti | Sr. | Arvada, Colo. | Linebacker

All-Mountain West third team - *Athlon Sports*

Myles Murao | Sr. | Torrance, Calif. | Offensive Line

Polynesian Player of the Year Watch List (Polynesian ancestry that epitomizes great ability and integrity)

All-Mountain West third team - *Athlon Sports*

Danny O'Neil | Fr. | Indianapolis, Ind. | Quarterback

No. 6 Recruit in Mountain West - *Athlon Sports*

Tyler Pastula | Sr. | Easton, Pa. | Punter

Ray Guy Award Watch List (most outstanding punter)

Bryce Phillips | Sr. | Long Beach, Calif. | Cornerback

East-West Shrine Bowl 1000 Watch List

All-Mountain West First Team - *College Football Network*

Ja'Shaun Poke | Sr. | Hampton, Ga. | Wide Receiver

All-Mountain West second team (KR) - *Phil Steele Magazine*

Mekhi Shaw | Sr. | San Diego, Calif. | Wide Receiver

Wuerffel Trophy/Allstate AFCA Good Works Watch List

No. 20 Draft Eligible Punt Returner - *Phil Steele Magazine*

All-Mountain West fourth team - *Athlon Sports*

All-Mountain West fourth team (WR) - *Phil Steele Magazine*

All-Mountain West fourth team (PR) - *Phil Steele Magazine*

Ross Ulugalu-Maseuli | Jr. | San Diego, Calif. | Off. Line

Polynesian Player of the Year Watch List (Polynesian ancestry that epitomizes great ability and integrity)

All-Mountain West third team - *Athlon Sports*

Honorable Mention all-Mountain West - *College Football Network*

Trey White | So. | San Diego, Calif. | Edge

Team captain

Ryan Wintermeyer | Sr. | Scottsdale, Ariz. | Long Snapper

Patrick Mannelly Award Watch List (best long snapper)

All-Mountain West second team - *Phil Steele Magazine*



MOUNTAIN WEST

2024 MW Standings

	MW	Pct.	Overall	Pct.
UNLV	1-0	1.000	4-0	1.000
San Jose State	1-0	1.000	3-1	.750
Wyoming	1-0	1.000	1-4	.200
Fresno State	1-1	.500	3-2	.600
Boise State	0-0	.000	3-1	.750
Colorado State	0-0	.000	2-2	.500
Hawai'i	0-0	.000	2-2	.500
Nevada	0-0	.000	2-3	.400
San Diego State	0-0	.000	1-3	.250
Utah State	0-0	.000	1-3	.250
New Mexico	0-1	.000	1-4	.200
Air Force	0-2	.000	1-3	.250

This Week in the Mountain West

Friday, Oct. 4

Syracuse at UNLV, 6 p.m. PT FS1

Saturday, Oct. 5

Navy at Air Force, 10 a.m. MT CBS

Colorado at Oregon State, 3:30 p.m. PT The CW

*Utah State at Boise State, 5 p.m. MT FS2

*Nevada at San Jose State, 4:30 p.m. PT truTV/Max

***Hawai'i at San Diego State, 5 p.m. PT CBSSN**

Last Week in the Mountain West

Saturday, Sept. 28

at Central Michigan 22, San Diego State 21

*at UNLV 59, Fresno State 14

New Mexico 50, at New Mexico State 40

*at Wyoming 31, Air Force 19

at Boise State 45, Washington State 24

Charting the Regular-Season Opponents

Texas A&M - Commerce (0-4, 0-0 SLC)		
A.31	at San Diego State	L, 14-45
S.7	at UC Davis	L, 22-36
S.14	Grambling	L, 28-35 (ot)
S.21	Sacramento State	L, 0-34
O.5	at Southeastern*	6 p.m. CT
O.12	at Northwestern State*	2 p.m. CT
O.19	Lamar*	3:30 p.m. CT
O.26	at Prairie View A&M	2 p.m. CT
N.2	at McNeese*	7 p.m. CT
N.9	Stephen F. Austin	3:30 p.m. CT
N.16	Houston Christian*	1 p.m. CT
N.23	UIW*	1 p.m. CT

Oregon State (3-1, 0-0 Pac-12)		
A.31	Idaho State	W, 38-15
S.7	at San Diego State	W, 21-0
S.14	Oregon	L, 14-49
S.21	Purdue	W, 38-21
O.5	Colorado State	3:30 p.m. PT
O.12	at Nevada	4:30 p.m. PT
O.19	UNLV	TBA
O.26	at California	TBA
N.9	San Jose State	TBA
N.16	at Air Force	1:30 p.m. MT
N.23	Washington State	3:30 p.m. PT
N.29	at Boise State	10 a.m. MT

California (3-1, 0-1 ACC)		
A.31	UC Davis	W, 31-13
S.7	at Auburn	W, 21-14
S.14	San Diego State	W, 34-10
S.21	at Florida State*	L, 9-14
O.5	Miami (Fla.)	7:30 p.m. PT
O.12	at Pittsburgh*	TBA
O.19	NC State*	TBA
O.26	Oregon State	TBA
N.8	at Wake Forest*	5 p.m. PT
N.16	Syracuse*	TBA
N.23	Stanford*	TBA
N.30	at SMU*	TBA

Central Michigan (3-2, 1-0 MAC)		
A.29	Central Connecticut State	W, 66-10
S.7	at Florida International	L, 16-52
S.14	at Illinois	L, 9-30
S.21	Ball State*	W, 37-34
S.28	San Diego State	W, 22-21
O.12	Ohio*	TBA
O.19	at Eastern Michigan*	TBA
O.26	at Miami (Ohio)*	TBA
N.5	Bowling Green*	TBA
N.12	at Toledo*	7 p.m. ET
N.19	Western Michigan*	TBA
N.30	Northern Illinois*	TBA

Hawai'i (2-2, 0-0 MW)		
A.24	Delaware State	W, 35-14
A.31	UCLA	L, 13-16
S.14	at Sam Houston State	L, 13-31
S.21	Northern Iowa	W, 36-7
O.5	at San Diego State*	5 p.m. PT
O.12	Boise State*	5 p.m. HT
O.19	at Washington State	TBA
O.26	Nevada*	6 p.m. HT
N.2	at Fresno State*	4 p.m. PT
N.9	UNLV*	4 p.m. HT
N.16	at Utah State*	TBA
N.30	New Mexico*	6 p.m. HT

Wyoming (1-4, 1-0 MW)		
A.31	at Arizona State	L, 7-48
S.7	Idaho	L, 13-17
S.14	BYU	L, 14-34
S.21	North Texas	L, 17-44
S.28	Air Force*	W, 31-19
O.12	San Diego State*	1:30 p.m. MT
O.19	at San Jose State*	TBA
O.26	Utah State*	5 p.m. MT
N.2	at New Mexico*	2 p.m. MT
N.15	at Colorado State*	6 p.m. MT
N.23	Boise State*	5 p.m. MT
N.30	at Washington State	3:30 p.m. PT

Washington State (4-1, 0-0 Pac-12)		
A.31	Portland State	W, 70-30
S.7	Texas Tech	W, 37-16
S.14	at Washington	W, 24-19
S.20	San Jose State	W, 54-52 (ot)
S.28	at Boise State	L, 24-45
O.12	at Fresno State	TBA
O.19	Hawaii	TBA
O.26	at San Diego State	7:30 p.m. PT
N.9	Utah State	TBA
N.16	at New Mexico	TBA
N.23	at Oregon State	3:30 p.m. PT
N.30	Wyoming	3:30 p.m. PT

Boise State (3-1, 0-0 MW)		
A.31	at Georgia Southern	W, 56-45
S.7	at Oregon	L, 34-37
S.21	Portland State	W, 56-14
S.28	Washington State	W, 45-24
O.5	Utah State*	5 p.m. MT
O.12	at Hawai'i*	5 p.m. HT
O.25	at UNLV*	7:30 p.m. PT
N.1	San Diego State*	6 p.m. MT
N.9	Nevada*	TBA
N.16	at San Jose State*	4 p.m. PT
N.23	at Wyoming*	5 p.m. MT
N.29	Oregon State	10 a.m. MT

New Mexico (1-4, 0-1 MW)		
A.24	Montana State	L, 31-35
A.31	at Arizona	L, 39-61
S.14	at Auburn	L, 19-45
S.21	Fresno State*	L, 21-38
S.28	at New Mexico State	W, 50-40
O.12	Air Force*	5 p.m. MT
O.19	at Utah State*	2 p.m. MT
O.26	at Colorado State*	3 p.m. MT
N.2	Wyoming*	2 p.m. MT
N.8	at San Diego State*	7:30 p.m. PT
N.16	Washington State	3:30 p.m. PT
N.30	at Hawai'i*	6 p.m. HT

UNLV (4-0, 1-0 MW)		
A.31	at Houston	W, 27-7
S.7	Utah Tech	W, 72-14
S.13	at Kansas	W, 23-20
S.28	Fresno State*	W, 59-14
O.4	Syracuse	6 p.m. PT
O.11	at Utah State*	7 p.m. MT
O.19	at Oregon State	TBA
O.25	Boise State*	7:30 p.m. PT
N.9	at Hawai'i*	4 p.m. HT
N.16	at San Diego State*	7:30 p.m. PT
N.22	at San Jose State*	TBA
N.30	Nevada*	5 p.m. PT

Utah State (1-3, 0-0 MW)		
A.31	Robert Morris	W, 36-14
S.7	at USC	L, 0-48
S.14	at Utah	L, 21-38
S.21	at Temple	L, 29-45
O.5	at Boise State*	5 p.m. MT
O.11	UNLV*	7 p.m. MT
O.19	New Mexico*	2 p.m. MT
O.26	at Wyoming*	5 p.m. MT
N.9	at Washington State	TBA
N.16	Hawai'i*	TBA
N.23	San Diego State*	1:30 p.m. MT
N.29	at Colorado State*	TBA

Air Force (1-3, 0-2 MW)		
A.31	Merrimack	W, 21-6
S.7	San Jose State*	L, 7-17
S.14	at Baylor	L, 3-31
S.28	at Wyoming*	L, 19-31
O.5	Navy	10 a.m. MT
O.12	at New Mexico*	5 p.m. MT
O.19	Colorado State*	6 p.m. MT
N.2	at Army	Noon ET
N.9	Fresno State*	TBA
N.16	Oregon State*	1:30 p.m. MT
N.23	at Nevada*	TBA
N.30	at San Diego State*	TBA

LEWIS' SITUATIONAL RECORD

Overall	25-34
at San Diego State	1-3
at Kent State	24-31
Home	16-8
San Diego, Calif.	1-1
Kent, Ohio	15-7
Road	8-24
at San Diego State	0-2
at Kent State	8-22
Neutral	1-2
Scoring 50+ Points	8-0
Scoring 40+ Points	13-1
Scoring 30+ Points	21-8
Scoring 20+ Points	25-19
Allowing 20- Points	20-31
Conference Games	18-17
MW Games	0-0
MAC Games	18-17
3-Points or Closer	5-5
7-Points or Closer	12-10

BOWL GAMES AS A COACH

Kent State

2021 Famous Idaho Potato Bowl

2019 Frisco Bowl

NATIONAL OFFENSIVE RANKS

At Colorado (offensive coordinator)**2023**

When Lewis was offensive coordinator:

- 6th in passing (330.0)

- 39th in scoring (32.1)

After Lewis was offensive coordinator:

- 59th in passing (224.0)

- 100th in scoring (20.3)

At Kent State (head coach/offensive coordinator)**2021**

- 3rd in rushing (248.6)

- 3rd in first downs (364)

- 4th in total offense (495.2)

- 30th in scoring (33.0)

2020

- 1st in scoring (49.8)

- 1st in total offense (606.5)

- 2nd in pass efficiency rating (191.2)

- 2nd in third down conversion percentage (56.1)

- 3rd in rushing (283.0)

- 3rd in fourth down conversion percentage (87.5)

- 10th in passing (323.5)

At Syracuse (co-offensive coordinator)**2017**

- 18th in passing (294.8)

- 23rd in total offense (456.3)

2016

- 11th in passing (321.3)

At Bowling Green (co-offensive coordinator)**2015**

- 4th in total offense (546.8)

- 6th in scoring (42.2)



SEAN LEWIS

First Season As San Diego State Head Coach (1-3)

6th Season Overall As Head Coach (25-34)

COACHING HIGHLIGHTS

- Has amassed 13 years of coaching experience at the collegiate level with stops at Nebraska Omaha (2008), Akron (2011), Eastern Illinois (2012-13), Bowling Green (2014-15), Syracuse (2016-17), Kent State (2018-22) and Colorado (2023) prior to coming to The Mesa.
- One of the most innovative minds in college football over the past decade, he's seen his offenses consistently rank among the nation's leaders at each of his last four stops including the nation's highest scoring offense and best total offense at Kent State during the 2020 season - 49.8 points per game and 606.5 yards per game.
- Led Kent State to their first two bowl games in program history, appearing in the 2019 Tropical Smoothie Cafe Frisco Bowl and 2021 Famous Idaho Potato Bowl. The 2019 Frisco Bowl was also the program's first ever bowl victory, topping Utah State 51-41.
- Excluding Power 5 games, Lewis owns a 23-10 record as a head coach.

OTHER COACHING EXPERIENCE

- Served as the offensive coordinator/quarterbacks coach at Colorado under head coach Deion Sanders in 2023. While serving as the offensive coordinator, the Buffaloes ranked sixth in passing (330.0) and 39th in scoring (32.1).
- In five seasons at the Kent State helm, Lewis transformed a moribund program into an offensive juggernaut, with his 2021 team setting school records for plays (1,052), total yards (6,907), rushing yards (3,482), passing yards (3,425) and first downs (362). That season, the Golden Flashes boasted the third-best rushing attack in the nation while ranking fourth in total offense (495.2) ultimately clinching their second postseason berth under Lewis in the Famous Idaho Potato Bowl.
- During a shortened 2020 season, Lewis guided the Golden Flashes to a 3-1 mark, securing the program's first back-to-back winning records since 1976-77. The FlashFAST offense was on full display in those four games, leading the nation in total offense (606.5) and scoring offense (49.75) as well as ranking second in pass efficiency (191.2) and third down conversion (56.1), third in rushing (283.0) and fourth down conversion percentage (87.5), and 10th in passing (323.5).
- Lewis' 2019 season was tied for the eighth-best improvement in FBS with five additional wins from the previous year, finishing with a 7-6 overall record.
- Under Lewis' tutelage, 28 Golden Flash players earned all-conference honors and a MAC Player of the Year with quarterback Dustin Crum garnering the award in 2021.
- Prior to Kent State, Lewis spent two seasons at Syracuse where his Orange offense set or tied over 40 school records in 2017 including passing yards in a season (3,855), while its 5,290 total yards of total offense ranked second in program history.
- With Lewis on staff as the co-offensive coordinator and quarterbacks coach, Bowling Green ranked fourth nationally in total offense (546.8) during the 2015 campaign while also ranking sixth in scoring offense (42.2 ppg).
- On an individual in 2015, Falcon quarterback, and current SDSU quarterbacks coach, Matt Johnson collected MAC Offensive Player of the Year honors after finishing second nationally in both passing yards (4,946) and touchdown passes (46).

PLAYING EXPERIENCE:

- Lewis played at Wisconsin under legendary head coach Barry Alvarez, competing at quarterback and tight end.
- He received a pair of Big Ten all-academic honors before graduating in 2007 with a degree in agricultural sciences.

PERSONAL:

- Lewis and his wife, Sarah, have been together since high school and have two children. Their son, Rory, is eight years old and daughter, Kiera, is four.

■ Sean Lewis Head Coaching Record

Year		Record	League	Finish	Home	Away	Neutral	Bowl Game
2018	Kent State	2-10	1-7	6th (East)	1-4	1-6	0-0	
2019	Kent State	7-6	5-3	4th (East)	4-1	2-5	1-0	Tropical Smoothie Cafe Frisco Bowl
2020	Kent State	3-1	2-1	2nd (East)	2-0	1-1	0-0	
2021	Kent State	7-7	6-2	1st (East)	5-0	2-5	0-2	Famous Idaho Potato Bowl
2022	Kent State	5-7	4-4	5th (East)	3-2	2-5	0-0	
KSU TOTALS		24-31	18-17		15-7	8-22	1-2	2 Bowl Appearances
2024	San Diego State	1-3	0-0		1-1	0-2	0-0	
SDSU TOTALS		1-3	0-0		1-1	0-2	0-0	
OVERALL TOTALS		25-34	18-17		16-8	8-24	1-2	2 Bowl Appearances

AZTEC COACHING STAFF



Zac Barton

FIELD

Special Teams Coord./TEs, 1st Year (Bloomsburg '06)

- In first season on The Mesa, joining Coach Lewis on Dec. 5, 2023.
- Spent last season at Kansas as a special team analyst, where the Jayhawks ranked seventh in FBS in special teams according to PFF.
- Worked alongside Coach Lewis at Kent State from 2018-22 as the special teams coordinator of the Golden Flashes.
- Also had coaching stops at Winona State (2007-09, 2012-17), Memphis (2011) and Nebraska Omaha (2010).



Eric Schmidt

BOX

Def. Coordinator/LBs, 1st Year (North Dakota '02)

- In first season at SDSU, joining the Aztecs on Dec. 15, 2023.
- Spent the last two seasons as the special teams coordinator and EDGE coach at the University of Washington, helping take the Huskies into the CFP Playoff as the No. 2 seed.
- A member of the Kalen DeBoer coaching tree, Schmidt coached the defensive line coach and special teams coordinator for two seasons at Fresno State.
- Has also coached at North Dakota (2006-07, 2014-19) and Southern Illinois (2010-13) with 2012 representing his first year as a coordinator.



Lanear Sampson

FIELD

Pass Game Coordinator/WRs, 1st Year (Baylor '12)

- Is in his first season at SDSU, coming to The Mesa on Dec. 11, 2023.
- Spent two seasons as a coordinator at Austin Peay. Helped lead the Governors to a perfect 6-0 mark in ASUN play in 2023.
- Has coaching stops at Syracuse (2021, 2016-17), Central Florida (2020), McNeese State (2019) and Missouri State (2018).
- Finished fifth on Baylor's all-time receptions list and 10th in receiving yards before going pro and playing with the Colts, Cowboys and Steelers.



Mike Schmidt

FIELD

Run Game Coordinator/OL, 10th Year (SDSU '08)

- Enters the first year of his second stint as a full-time staffer at SDSU, also coaching from 2012-20. Was also a grad assistant from 2009-11.
- Coached at Syracuse and Mississippi State between stints.
- From 2012-19, Schmidt's offensive line helped the Aztecs to 10-straight bowl games and established it as one of the top rushing programs in the country, ranking top 25 in yards per carry, yards per game and touchdowns.
- A former walk-on at San Diego State from 2005-08, served as team captain as a senior.



Rob Aurich

FIELD

Defensive EDGEs, 1st Year (Minnesota Duluth '10)

- In his first year at SDSU, joining the Aztec staff on Dec. 15, 2023.
- Spent two seasons at the University of Idaho, helping the Vandals to a No. 4 ranking and their first ever FCS postseason victory in 2023.
- Coached at South Dakota for four seasons (2018-21), mentoring 12 all-MVFC selections and two all-Americans.
- Started his coaching career at Bemidji State (2014-17). As the defensive coordinator for his final three seasons, the Beavers went 24-10 and featured a top-25 defense.




Darian Hagan

FIELD

Running Backs, 1st Year (Colorado '91)

- In his first season at San Diego State, coming over with Coach Lewis from Colorado on Dec. 6, 2023.
- Spent 20 seasons on the CU staff, including 13 non-consecutive seasons as the school's running backs coach.
- Played his collegiate career with the Buffaloes as well, winning the 1989 Sporting News Player of the Year Award and the 1990 National Championship.
- Starting at quarterback, became the sixth player in NCAA history to run and pass for over 1,000 yards in the same season.



Matt Johnson

BOX

Quarterbacks, 1st Year (Bowling Green '16)

- In his first season at SDSU, joining the staff on Dec. 5, 2023.
- Reunites with Coach Lewis after playing for him at Bowling Green and coaching alongside him at both Syracuse and Kent State.
- Helped guide the KSU offense to school records and the program's first ever bowl victory at the Tropical Smoothie Cafe Frisco Bowl in 2019.
- Started at quarterback for three years at Bowling Green before signing an undrafted free agent contract with the Cincinnati Bengals.




David Lose

FIELD

Defensive Line, 1st Year (Oregon State '04)

- Joined the Aztec coaching staff on Mar. 1, 2024.
- Coached two seasons (2022-23) at Idaho mentoring a defensive line that allowed just 306.8 yards of total offense, 14th best in all of FCS.
- Has also coached at Oregon State (2019-21), Portland State (2017-18), Washington State (2011-16) and Saint Paul College (2009-10).
- Played at Oregon State, starting 18 games and playing on the Beavers' co-PAC-12 title Fiesta Bowl championship team in 2001.




C.J. McGorisk

FIELD

Safeties, 1st Year (Michigan '16)

- In his first season at San Diego State (joined staff on Dec. 15, 2023).
- Served as a defensive quality control coach at Washington, helping UW earn a CFP berth as the No. 2 seed and PAC-12 Champions.
- Has also coached at Indiana, Wake Forest, Fresno State and his alma mater, Michigan.
- Has helped mentor eight all-conference recipients in his young coaching career, and coached in three bowl games and two conference championship games.



Demetrius Sumler

FIELD

Cornerbacks, 8th Year (Colorado '11)

- Was elevated to a full-time assistant coach in 2018 and will work with the Aztec cornerbacks for the seventh straight season after spending two years as a graduate assistant.
- Has mentored eight all-MW selections and had three of his defensive backs make NFL teams following their time on The Mesa.
- Earned all-conference honors at Central Washington in 2012 as a running back following three years at Colorado.

SAN DIEGO STATE ROSTER

^ Utilizing extra year of eligibility offered by the NCAA due to COVID-19

Alphabetical			Numerical							
No.	Name	Pos.	No.	Name	Pos.	Ht.	Wt.	Yr.	Exp.	Hometown (High School/College)
76	Abdullah, Dean	OL	0	Bryce Phillips	CB	6-0	195	Sr.	TR	Long Beach, Calif. (La Habra High/Tennessee State)
71	Afalava, Tuimalu	OL	1	Chris Johnson	CB	6-0	185	Jr.	2L	Eastvale, Calif. (Eleanor Roosevelt High)
99	Alualu, Tupu	DL	2	Jaylon Armstead	RB	5-11	220	Sr.	3L	Los Angeles, Calif. (Serra High)
42	Anderson, Brady	LB	3	Ja'Shaun Poke^	WR	5-10	185	Sr.	TR	Hampton, Ga. (Dutchtown High/West Virginia)
2	Armstead, Jaylon	RB	4	Louis Brown IV	WR	6-2	195	Jr.	TR	South Los Angeles, Calif. (Inglewood High/Colorado State)
31	Badie, Jared	EDGE	5	Danny O'Neil	QB	6-0	195	Fr.	HS	Indianapolis, Ind. (Cathedral High)
90	• Ban, Arthur	TE	5	Owen Chambliss	LB	6-3	230	Fr.	TR	Corona, Calif. (Centennial High/Utah)
77	Barron, Briley	OL	6	Javance Tupou'ata-Johnson	QB	6-4	220	Fr.	RS	Oakland, Calif. (Chaminade High)
15	• Beasley, Tayvion	CB	6	Eric Butler	S	6-2	190	Jr.	2L	Corona, Calif. (Centennial High)
90	• Benjamin, Samuel	DL	7	William Nimmo Jr.^	S	6-1	205	Sr.	TR	Corona, Calif. (Mater Dei High/UCLA)
11	• Bennett, Nate	WR	7	Lucky Sutton	RB	6-1	210	So.	SQ	San Diego, Calif. (Cathedral Catholic High)
41	Berman, Jakson	CB	9	Kyle Crum	QB	6-3	195	So.	SQ	Norco, Calif. (Norco High)
13	• Beyer, Tayten	CB	9	Dalesean Staley	S	6-1	190	So.	TR	Kansas City, Mo. (Blue Springs High/Northern Iowa)
78	Borjon, Joe	OL	10	AJ Duffy	QB	6-2	220	So.	TR	Murrietta, Calif. (Rancho Verde High/Florida State)
4	Brown IV, Louis	WR	11	JD Coffey III	S	6-0	195	Sr.	1L	Kennedale, Texas (Kennedale High/Texas)
55	Brayden, Bryant	OL	11	Nate Bennett	WR	6-3	200	Sr.	TR	Simi Valley, Calif. (Grace Brethren High/Portland State)
6	• Butler, Eric	S	12	Jatavious Magee	S	6-1	195	Jr.	2L	Federal Way, Wash. (Federal Way High)
23	• Buxton, Isaiah	CB	13	Tayten Beyer	CB	5-11	180	Fr.	HS	Corona, Calif. (Centennial High)
5	• Chambliss, Owen	LB	13	Tyler Pastula^	P	6-3	220	Sr.	TR	Easton, Pa. (Easton Area High/UAlbany)
64	Chavez, Tyson	LS	14	Nick Clegg	K	6-1	180	Fr.	HS	Gilbert, Ariz. (Williams Field High)
23	• Christon, Kenan	RB	14	Phillippe Wesley II	WR	6-0	190	Jr.	1L	Grandview, Mo. (St. Bernard High (Calif.))
61	Chow, Emanuel	DL	15	Tayvion Beasley	S	5-11	170	So.	RS	Inglewood, Calif. (St. John Bosco High/Jackson State)
86	• Cianfrini, Will	WR	15	Marquez Cooper	RB	5-8	200	Sr.	TR	Gaithersburg, Md. (Quince Orchard High/Ball State)
40	Clay, Krishna	DL	16	Parker Threatt	QB	6-2	190	Fr.	HS	San Jose, Calif. (Bellarmine College Prep)
14	• Clegg, Nick	K	16	Jelani Whitmore	CB	6-0	185	Jr.	1L	Rialto, Calif. (Carter High)
11	• Coffey III, JD	S	17	Deshawn McCuin^	S	6-0	200	Sr.	1L	Jacksonville, Texas (Jacksonville High/TCU)
15	• Cooper, Marquez	RB	18	Jude Wolfe	TE	6-6	245	Sr.	TR	Laguna Hills, Calif. (St. John Bosco High/USC)
45	Cornelius, Kodi	DL	19	Jordan Napier	WR	6-2	200	Fr.	RS	Fontana, Calif. (Jurupa Hills High)
9	• Crum, Kyle	QB	20	Nick Lopez^	K	6-1	195	Sr.	TR	Huntington Beach, Calif. (Mater Dei High/Louisville)
97	Dalton, Darrion	DL	20	Cincere Rhaney	RB	5-10	200	Fr.	HS	Gardena, Calif. (Junipero Serra High)
29	• Davis, Cam	RB	21	Tano Letuli	LB	6-2	240	So.	TR	San Diego, Calif. (Cathedral Catholic High/Army)
75	Dirksen, Ryan	OL	21	Heath McRee	WR	6-0	180	Fr.	HS	Austin, Texas (Westlake High)
10	Duffy, AJ	QB	22	Max Garrison	S	5-10	190	So.	1L	Pasadena, Calif. (St. Francis HS)
69	Dutcher, Gage	OL	23	Isaiah Buxton	CB	6-0	180	Fr.	HS	San Diego, Calif. (Mater Dei High)
29	• Escano, Arnold	CB	23	Kenan Christon^	RB	5-10	190	Sr.	2L	San Diego, Calif. (Madison High/USC)
57	Fuimaono, Saipale	OL	24	Josh Hunter	S	5-9	180	So.	1L	Temecula, Calif. (Mater Dei High)
86	• Gaeta, Ryan	DL	26	Nick Gardinera	RB	5-10	205	So.	SQ	San Diego, Calif. (Scripps Ranch High)
26	• Gardinera, Nick	RB	26	Joshua Goynes	S	5-11	185	Jr.	SQ	Las Vegas, Nev. (Faith Lutheran High)
88	Garretson, Gabe	TE	27	Jelani McLaughlin	S	6-0	202	Fr.	RS	San Jacinto, Calif. (Citrus Valley High)
22	Garrison, Max	S	29	Cam Davis	RB	5-8	175	Jr.	2L	Dallas, Texas (South Oak Cliff High)
26	• Goynes, Joshua	CB	29	Arnold Escano	CB	5-9	180	Sr.	1L	San Diego, Calif. (Olympian High/Southwestern College)
92	Gucake, Malik	EDGE	30	Dominic Oliver	EDGE	6-3	250	Jr.	2L	San Jose, Calif. (Valley Christian High)
35	Hamlet, Xavier	CB	31	Jared Badie	EDGE	6-3	230	So.	TR	Aurora, Ill. (Oswego East High/Illinois)
34	Harrington, Dean	LB	32	Marlem Louis^	EDGE	6-3	255	Sr.	TR	Venice, Fla. (Venice High/Richmond)
87	Harrison, Mikey	TE	33	Ezekiel Larry	EDGE	6-2	255	So.	TR	Palmdale, Calif. (Sierra Canyon High/Yale)
96	Henderson, Ryan	EDGE	34	Dean Harrington	LB	6-2	225	Fr.	HS	Thousand Oaks, Calif. (Thousand Oaks High)
56	Herman, DJ	LB	35	Xavier Hamlet	CB	5-10	175	Sr.	RS	San Diego, Calif. (Lincoln High/Grossmont College)
39	Herranen, Emil	P	36	Prince Williams	CB	6-1	185	Fr.	HS	Westlake Village, Calif. (Oaks Christian High)
62	Holec, Kai	OL	37	Jason Mitchell	CB	6-3	175	Fr.	HS	Los Angeles, Calif. (St. John Bosco High)
24	Hunter, Josh	S	38	Kurt Rossner	WR	6-4	195	Fr.	HS	Littleton, Colo. (Heritage High)
1	Johnson, Chris	CB	39	Emil Herranen	P	6-3	190	Jr.	TR	Helsinki, Finland (Del Norte High/Northern Arizona)
70	Jones, Christian	OL	40	Krishna Clay	DL	6-2	280	So.	TR	Vacaville, Calif. (Wood High/College of San Mateo)
71	Kattoula, Nikolas	OL	41	Jakson Berman	S	5-11	190	So.	TR	San Jose, Calif. (Valley Christian High/Washington)
52	Kendricks, Jayden	LB	42	Brady Anderson	LB	6-2	230	Jr.	2L	Bakersfield, Calif. (Liberty High)
33	Larry, Ezekiel	EDGE	44	Kyle Moretti	LB	6-2	240	Sr.	TR	Arvada, Colo. (Pomona High/Central Michigan)
21	• Letuli, Tano	LB	45	Kodi Cornelius	DL	6-1	290	Fr.	HS	Petaluma, Calif. (Casa Grande High)
20	• Lopez, Nick	K	46	Gabriel Plascencia	K	6-0	230	Jr.	RS	Oakland, Calif. (Bishop O'Dowd High/College of San Mateo)
32	Louis, Marlem	EDGE	47	Trey White	EDGE	6-2	245	So.	1L	San Diego, Calif. (Eastlake High)
12	Magee, Jatavious	S	49	Zechariah Ramirez	P	5-10	175	So.	1L	Upland, Calif. (Upland High)
85	McClure, Jerry	WR	50	Ryan Wintermeyer	LS	6-1	220	Sr.	3L	Scottsdale, Ariz. (Cactus Shadows High)
17	McCuin, Deshaun	S	52	Jayden Kendricks	LB	6-2	225	So.	SQ	Chula Vista, Calif. (Eastlake High)
27	McLaughlin, Jelani	S	53	Myles Murao	OL	6-3	305	Jr.	1L	Torrance, Calif. (Mater Dei High/Washington)
65	McMahan, Tyler	OL	54	Jake Sinz	LB	6-1	220	Fr.	RS	Temecula, Calif. (Temecula Valley High)
21	• McRee, Heath	WR	55	Brayden Bryant	OL	6-2	305	Sr.	TR	Ardmore, Okla. (Ardmore High/North Dakota)
37	Mitchell, Jason	CB	56	DJ Herman	LB	6-2	235	Jr.	2L	Las Vegas, Nev. (Bishop Gorman High)
91	Mitchell, Keion	DL	57	Saipale Fuimaono	OL	6-4	310	Jr.	TR	Auto, American Samoa (Fagaitua High/Allan Hancock College)
58	Moon, Cody	LB	58	Cody Moon	LB	6-4	225	Sr.	1L	Albuquerque, N.M. (Volcano Vista High/New Mexico)
44	Moretti, Kyle	LB	59	Danny Niu	LB	5-11	225	Fr.	HS	East Palo Alto, Calif. (Serra High)
53	Murao, Myles	OL	60	Connor Poulson	LS	5-11	190	Fr.	HS	Danville, Calif. (San Ramon Valley High)
19	Napier, Jordan	WR	61	Emanuel Chow	DL	6-1	280	Fr.	HS	Los Angeles, Calif. (King/Drew Magnet High)

^ Utilizing extra year of eligibility offered by the NCAA due to COVID-19

Numerical

No.	Name	Pos.	Ht.	Wt.	Yr.	Exp.	Hometown (High School/College)
62	Kai Holec	OL	6-7	315	Fr.	HS	Seattle, Wash. (O'Dea High)
63	Ross Ulugalu-Maseuli	OL	6-4	320	Jr.	2L	San Diego, Calif. (Mater Dei High)
64	Tyson Chavez	LS	6-2	235	Jr.	SQ	San Marcos, Calif. (Mission Hills High)
65	Tyler McMahan	OL	6-5	300	Jr.	TR	Sutter Creek, Calif. (Amador High/Modesto Junior College)
66	Charlie Stewart	EDGE	6-1	225	Jr.	TR	Los Angeles, Calif. (St. Francis High/Glendale Community College)
67	Tiumalu Afalava	DL	6-2	280	Fr.	TR	Baldwin Park, Calif. (Bishop Amat High/California)
68	Ryan Silver	OL	6-4	295	Fr.	RS	San Francisco, Calif. (Junipero Serra High)
69	Gage Dutcher	OL	6-2	285	Fr.	RS	Westlake Village, Calif. (Oaks Christian High)
70	Christian Jones	OL	6-8	330	Jr.	2L	San Luis Obispo, Calif. (San Luis Obispo High)
71	Nikolas Kattoula	OL	6-5	280	Fr.	HS	San Diego, Calif. (Francis Parker High)
74	Nate Williams^	OL	6-6	310	Sr.	TR	Utica, Ohio (Newark Catholic High/Akron)
75	Ryan Dirksen	OL	6-6	300	Jr.	SQ	Vancouver, Wash. (Central Catholic High/Butte College)
76	Dean Abdullah	OL	6-4	295	Sr.	2L	Antelope, Calif. (Antelope High/American River College)
77	Briley Barron	OL	6-4	310	Fr.	RS	Texarkana, Texas (Texas High)
78	Joe Borjon	OL	6-8	330	Jr.	TR	La Puente, Calif. (Nogales High/Arizona)
81	Mikey Welsh	WR	5-9	170	So.	1L	Servite, Calif. (Servite High)
82	Bobby Shaw	WR	6-2	180	Fr.	HS	Pittsburg, Calif. (Pittsburg High)
83	Mekhi Shaw	WR	5-11	185	Sr.	3L	San Diego, Calif. (Scripps Ranch High)
84	Ben Scolari	WR	6-3	185	Fr.	HS	Reno, Nev. (Bishop Manogue High)
85	Jerry McClure	WR	6-1	200	Fr.	TR	Coronado, Calif. (Mater Dei High/UCLA)
86	Will Cianfrini	WR	6-4	190	Fr.	HS	Galveston, Texas (Carlsbad High (Calif.))
86	Ryan Gaea	DL	6-4	260	Fr.	HS	Stockton, Calif. (St. Mary's High)
87	Michael Harrison	TE	6-3	230	Sr.	TR	San Francisco, Calif. (St. Ignatius College Prep/Colorado)
88	Gabe Garretson	TE	6-4	240	So.	TR	Chico, Calif. (Pleasant Valley High/Butte College)
90	Arthur Ban	TE	6-5	220	Fr.	HS	Vancouver, Wash. (Evergreen High)
90	Sam Benjamin	DL	6-5	285	Jr.	TR	Oro Valley, Ariz. (Ironwood Ridge High/Arizona State)
91	Keion Mitchell	DL	6-4	275	Jr.	1L	Framingham, Mass. (Framingham High)
92	Malik Gucake	EDGE	6-3	240	Jr.	TR	Sacramento, Calif. (Sheldon High/Sacramento City College)
93	Brady Nassar	EDGE	6-5	265	So.	1L	Pleasanton, Calif. (Amador Valley High)
94	Teivis Tuioti	DL	6-4	290	Sr.	TR	Laei, Hawai'i (Southeast High (Neb.)/Colorado State)
95	Ryan Wolfer	TE	6-5	235	Fr.	HS	Peoria, Ariz. (Liberty High)
96	Ryan Henderson	EDGE	6-3	255	So.	1L	Las Vegas, Nev. (Canyon Springs High)
97	Darrion Dalton	DL	6-3	275	Jr.	SQ	Apple Valley, Minn. (Saguro High (Ariz.))
98	Zone Wierenga	EDGE	6-3	230	Jr.	TR	Chandler, Ariz. (Chandler High/City College of San Francisco)
99	Tupu Alualu^	DL	6-1	280	Sr.	1L	Honolulu, Hawaii (Moanalua High/Mt. SAC)

Alphabetical

No.	Name	Pos.
93	Nassar, Brady	EDGE
7	Nimmo Jr., William	S
59	Niu, Danny	LB
5	O'Neil, Danny	QB
30	Oliver, Dominic	EDGE
13	Pastula, Tyler	P
0	Phillips, Bryce	CB
46	Plascencia, Gabriel	K
3	Poke, Ja'Shaun	WR
60	Poulson, Connor	LS
49	Ramirez, Zechariah	K/P
20	Rhaney, Cincere	RB
38	Rosser, Kurt	WR
84	Scolari, Ben	WR
82	Shaw, Bobby	WR
83	Shaw, Mekhi	WR
68	Silver, Ryan	OL
54	Sinz, Jake	LB
9	Staley, Dalesean	S
66	Stewart, Charlie	EDGE
7	Sutton, Lucky	RB
16	Threatt, Parker	QB
94	Tuioti, Teivis	DL
6	Tupou'ata-Johnson, Javance	QB
63	Ulugali-Maseuli, Ross	OL
98	Wierenga, Zone	EDGE
81	Welsh, Mikey	WR
14	Wesley, Phillippe	WR
47	White, Trey	EDGE
16	Whitmore, Jelani	CB
74	Williams, Nate	OL
36	Williams, Prince	S
50	Wintermeyer, Ryan	LS
18	Wolfe, Jude	TE
95	Wolfer, Ryan	TE
• - Duplicate Number		

COACHING STAFF

Sean Lewis (Wisconsin '07), Head Coach, 1st season; **Zac Barton** (Bloomsburg Univ. '06, Winona State '09), Associate Head Coach/Special Teams Coordinator; **Eric Schmidt** (North Dakota '02) Defensive Coordinator/Linebackers, 1st season; **Lanear Sampson** (Baylor '12, Syracuse '18) Pass Game Coordinator/Wide Receivers; **Mike Schmidt** (San Diego State '09), Run Game Coordinator/Offensive Line, 1st season in second stint/12th season overall at SDSU; **Rob Aurich** (Minnesota Duluth '10, Bemidji State '15) Defensive Edges, 1st season; **Darian Hagan** (Colorado '96) Running Backs, 1st season; **Matt Johnson** (Bowling Green '16) Quarterbacks, 1st season; **David Lose** (Oregon State '04, Washington State '14) Defensive Line, 1st season; **C.J. McGorisk** (Michigan '16) Safeties, 1st season; **Demetrius Sumler** (Colorado '11), Cornerbacks, 7th season/9th overall; **Ryan Lindley** (San Diego State '11) Senior Offensive Analyst, 1st season/3rd season overall at SDSU; **Steve Huber** (North Dakota, '98), Defensive Analyst, 1st season; **Tahj Capehart** (Arizona '20) Graduate Assistant, 1st season/2nd season overall at SDSU; **Jayden Dawson** (Idaho State '21) Graduate Assistant, 1st season; **Parker Houston** (San Diego State '19) Graduate Assistant, 2nd season; **Tyson Maeva** (FIU '20) Graduate Assistant, 1st season; **Ruben Pena** (Hawai'i '15), Director of Operations, 6th season as director of operations/7th overall; **Jeff Sobol** (Eastern Illinois '08) Head of Football Performance, 1st season; **Chris Jurek** (Cincinnati, '09) Assistant Strength & Conditioning, 8th season

PRONUNCIATION GUIDE

No. 3 Ja'Shaun Poke	jay-shawn pohk
No. 4 Louis Brown IV	lew-is
No. 6 Javance Tupou'ata-Johnson	Too-poo-aw-tah
No. 7 William Nimmo	knee-mo
No. 9 Dalesean Staley	dayl-shawn
No. 14 Phillippe Wesley II	fuh-leap
No. 17 Deshawn McCuin	mc-queue-en
No. 21 Tano Letuli	taw-no leh-tool-ee
No. 29 Arnold Escano	es-cawn-yo

No. 31 Jared Badie	bay-dee
No. 53 Myles Muraa	murr-ow
No. 57 Saipale Fuimaono	psy-paul-eh fwee-maw-ah-know
No. 59 Danny Niu	knee-oo
No. 63 Ross Ulugalu-Maseuli	oo-loo-gaw-loo mah-say-oo-lee
No. 67 Tiumala Afalava	tee-u-mah-loo off-ah-lava
No. 76 Dean Abdullah	ab-dull-ah
No. 78 Joe Borjon	bore-zhon
No. 83 Mekhi Shaw	mah-KYE

No. 92 Malik Gucake	muh-leek goo-caw-key
No. 94 Teivis Tuioti	tay-viss too-ee-ah-tee
No. 99 Tupu Alualu	ah-loo-ah-loo

Lanear Sampson	luh-near
Rob Aurich	OAR-itch
David Lose	low-say

SDSU TWO-DEEP vs. HAWAI'I

^ Utilizing extra year of eligibility offered by the NCAA due to COVID-19; **Players in red** are returning starters from the 2023 season. Underlined players are newcomers or freshmen who redshirted last year.

OFFENSE

LEFT TACKLE (LT)	GP	GS
70 Christian Jones, 6-9, 315, Jr.**	29	10
57 Saipale Fuimaono, 6-4, 310, Jr.-TR	1	0

LEFT GUARD (LG)

53 Myles Murao, 6-3, 305, Jr.*	13	8
76 Dean Abdullah, 6-4, 290, Sr.**	19	10

CENTER (C)

55 Brayden Bryant, 6-2, 305, Sr.-TR	18	14
68 Ryan Silver, 6-4, 290, Fr.-RS	3	0

RIGHT GUARD (RG)

63 Ross Ulugalu-Maseuli, 6-4, 315, Jr.**	23	20
76 Dean Abdullah, 6-4, 290, Sr.**	19	10

RIGHT TACKLE (RT)

74 Nate Williams, 6-6, 310, Sr.-TR^	38	31
65 Tyler McMahan, 6-5, 300, Jr.-TR	3	1

TIGHT END (Y)

18 Jude Wolfe, 6-6, 245, Sr.-TR^	37	4
87 Michael Harrison, 6-3, 220, Sr.-TR	40	6

TIGHT END (U)

88 Gabe Garretson, 6-4, 240, So.-TR	3	0
89 Logan Tanner, 6-3, 235, So.*	8	1

QUARTERBACK (QB)

5 Danny O'Neil, 6-0, 195, Fr.	3	3
6 Javance Tupou'ata-Johnson, 6-4, 220, Fr.-RS	2	1
or10 AJ Duffy, 6-2, 220, So.-TR	4	0

RUNNING BACK (RB)

15 Marquez Cooper, 5-8, 200, Sr.-TR^	45	44
2 Jaylon Armstead, 5-11, 220, Sr.***	34	4
7 Lucky Sutton, 6-1, 210, So.-SQ	7	0
or29 Cam Davis, 5-8, 175, Jr.**	27	0

WIDE RECEIVER (1)

83 Mekhi Shaw, 5-11, 185, Sr.***	39	13
85 Jerry McClure, 6-1, 200, Fr.-RS	3	0

WIDE RECEIVER (2)

19 Jordan Napier, 6-2, 200, Fr.-RS	8	0
------------------------------------	---	---

WIDE RECEIVER (3)

3 Ja'Shaun Poke, 5-10, 185, Sr.-TR^	41	21
81 Mikey Welsh, 5-9, 170, So.*	9	0

WIDE RECEIVER (4)

4 Louis Brown IV, 6-2, 195, Jr.-TR	26	13
11 Nate Bennett, 6-3, 200, Sr.-TR	37	35

SPECIAL TEAMS

PUNTER (P)

13 Tyler Pastula, 6-3, 220, Sr.-TR^	47	47
39 Emil Herranen, 6-4, 195, Jr.-TR	22	15

PLACEKICKER (PK)

46 Gabriel Plascencia, 6-0, 230, Jr.	7	3
20 Nick Lopez, 6-1, 195, Sr.-TR^	9	2

KICKOFFS (KO)

46 Gabriel Plascencia, 6-0, 230, Jr.	7	5
20 Nick Lopez, 6-1, 195, Sr.-TR^	9	1

HOLDER (H)

13 Tyler Pastula, 6-3, 220, Sr.-TR^	47	47
-------------------------------------	----	----

DEFENSE

FIELD EDGE (EDGE)	GP	GS
32 Marlem Louis, 6-3, 255, Sr.-TR^	47	29
96 Ryan Henderson, 6-3, 255, So.*	13	0

NOSE TACKLE (NT)

90 Sam Benjamin, 6-5, 285, Jr.-TR	13	4
94 Teivis Tuioti, 6-4, 300, Sr.-TR	19	2

DEFENSIVE TACKLE (DT)

40 Krishna Clay, 6-2, 280, So.-TR	4	4
99 Tupu Alualu, 6-1, 280, Sr.*^	16	12

RUSH EDGE (EDGE)

47 Trey White, 6-2, 245, So.*	19	5
30 Dominic Oliver, 6-3, 250, Jr.**	26	0

STRONGSIDE LINEBACKER (SAM)

21 Tano Letuli, 6-2, 240, So.-TR	17	4
44 Kyle Moretti, 6-2, 240, Sr.-TR	38	22
or56 DJ Herman, 6-2, 235, Jr.**	28	0

WEAKSIDE LINEBACKER (WILL)

5 Owen Chambliss, 6-3, 230, Fr.-TR	8	4
58 Cody Moon, 6-3, 210, Sr.*	40	14
or42 Brady Anderson, 6-2, 230, Jr.**	28	1

"STUD" (NICKEL/FORMER AZTEC)

17 Deshawn McCuin, 6-0, 200, Sr.*^	37	5
24 Josh Hunter, 5-9, 180, So.*	17	5

LEFT CORNERBACK (LCB)

1 Chris Johnson, 6-0, 185, Jr.**	28	4
16 Jelani Whitmore, 6-1, 185, Jr.*	16	0

FREE SAFETY (FS)

6 Eric Butler, 6-2, 190, Jr.**	27	3
7 William Nimmo Jr., 6-1, 205, Sr.-TR^	40	2

ROVER (SS)

9 Dalesean Staley, 6-1, 190, So.-TR	17	14
or11 JD Coffey III, 6-0, 195, Sr.*	26	2

RIGHT CORNERBACK (RCB)

0 Bryce Phillips, 6-0, 195, Sr.-TR	26	26
15 Tayvion Beasley, 5-11, 170, So.-RS	13	0

LONG SNAPPER (LS)

50 Ryan Wintermeyer, 6-1, 220, Sr.***	43	43
64 Tyson Chavez, 6-2, 235, Jr.	0	0

KICKOFF RETURNS (KOR)

3 Ja'Shaun Poke, 5-10, 185, Sr.-TR	40	39
7 Lucky Sutton, 6-1, 210, So.-SQ	8	0
or19 Jordan Napier, 6-2, 200, Fr.-RS	8	0

PUNT RETURNS (PR)

83 Mekhi Shaw, 5-10, 190, Jr.**	39	13
19 Jordan Napier, 6-2, 200, Fr.-RS	8	0
or81 Mikey Welsh, 5-9, 170, So.*	9	1

START CHART (OFF./DEF.)

Offense	2024	Streak	Career
Marquez Cooper, RB	4	36	45
Nate Bennett, WR	4	4	35
Nate Williams, OL	4	28	31
Ja'Shaun Poke, WR	4	4	21
Ross Ulugalu-Maseuli, OL	4	4	20
Brayden Bryant, OL	4	4	14
Louis Brown IV, WR	4	4	13
Kenan Christian, RB	0	0	13
Mekhi Shaw, WR	0	0	13
Christian Jones, OL	4	4	10
Dean Abdullah, OL	0	0	10
Myles Murao, OL	2	0	8
Michael Harrison, TE	0	0	6
Jude Wolfe, TE	4	4	4
Joseph Borjon, OL	1	0	4
Jaylon Armstead, RB	0	0	4
Danny O'Neil, QB	3	1	3
Phillippe Wesley, WR	0	0	3
Tyler McMahan, RG	1	1	1
Javance Tupou'ata-Johnson, QB	0	0	1
Cam Davis, RB	0	0	1

Defense	2024	Streak	Career
Marlem Louis, EDGE	2	2	29
Bryce Phillips, CB	4	26	26
Kyle Moretti, LB	0	0	22
Dalesean Staley, S	3	0	14
Cody Moon, LB	0	0	14
Tupu Alualu, DL	0	0	12
Josh Hunter, S	0	0	5
Trey White, EDGE	2	2	5
Deshawn McCuin, S	2	2	5
Sam Benjamin, DL	4	4	4
Owen Chambliss, LB	4	4	4
Krishna Clay, DL	4	4	4
Chris Johnson, CB	4	4	4
Tano Letuli, LB	4	4	4
Eric Butler, S	3	1	3
Ezekiel Larry, EDGE	0	0	3
JD Coffey III, S	1	1	2
William Nimmo Jr., S	1	0	2
Brady Nassar, DL	2	0	2
Teivis Tuioti, DL	2	0	2
Brady Anderson, LB	0	0	1
William Nimmo Jr., S	0	0	1

Career Starts (Off/Def)	'19	'20	'21	'22	'23	'24	Total	
Marquez Cooper, RB	-	4	13	12	12	4	45	
Nate Bennett, WR	-	0	11	11	9	4	35	
Nate Williams, OL	-	-	4	12	11	4	31	
Marlem Louis, EDGE	RS	0	4	10	13	2	29	
Bryce Phillips, CB	-	-	-	11	11	4	26	
Kyle Moretti, LB	-	-	1	12	9	0	22	
Ja'Shaun Poke, WR	0	4	8	5	0	4	21	
Ross Ulugalu-Maseuli, OL	-	-	-	RS	6	10	4	20
Brayden Bryant, OL	-	-	-	-	10	0	4	14
Dalesean Staley, S	-	-	-	-	RS	11	3	14
Cody Moon, LB	-	RS	0	9	5	0	14	
Louis Brown IV, WR	-	-	-	2	7	4	13	
Kenan Christian, RB	3	0	0	0	10	0	13	
Mekhi Shaw, WR	-	RS	1	5	7	0	13	
Tupu Alualu, DL	-	-	-	-	12	0	12	
Christian Jones, OL	-	-	RS	0	6	4	10	
Dean Abdullah, OL	-	-	-	3	7	0	10	
Myles Murao, OL	-	-	RS	0	6	2	8	
Michael Harrison, TE	-	0	0	2	4	0	6	
Deshawn McCuin, S	RS	0	1	0	2	2	5	
Josh Hunter, S	-	-	-	RS	5	0	5	
Trey White, EDGE	-	-	-	RS	1	4	4	
Krishna Clay, DL	-	-	-	-	-	4	4	
Owen Chambliss, LB	-	-	-	-	RS	4	4	
Tano Letuli, LB	-	-	-	-	0	4	4	
Sam Benjamin, DL	-	-	-	0	0	4	4	
Chris Johnson, CB	-	-	-	0	0	4	4	
Jude Wolfe, TE	RS	0	0	0	0	4	4	
Joseph Borjon, OL	-	-	-	0	3	1	4	
Jaylon Armstead, RB	-	RS	0	2	2	0	4	
Danny O'Neil, QB	-	-	-	-	-	3	3	
Eric Butler, S	-	-	-	-	0	3	3	
Ezekiel Larry, EDGE	-	-	-	RS	3	0	3	
Phillippe Wesley, WR	-	-	RS	0	3	0	3	
Brady Nassar, DL	-	-	-	-	0	2	2	
JD Coffey II, S	-	-	0	0	1	1	2	
Teivis Tuioti, DL	-	RS	0	0	0	2	2	
William Nimmo Jr., S	-	0	0	0	1	1	2	
Javance Tupou'ata-Johnson, QB	-	-	-	-	RS	1	1	
Tyler McMahon, RG	-	-	-	-	-	1	1	
Brady Anderson, LB	-	-	0	RS	1	0	1	
Cam Davis, RB	-	-	RS	0	1	0	1	

Cooper's first 30 starts came at Kent State; his 12 starts in '23 were at Ball State. Bennett's first 31 starts came at Portland St. Louis' first 27 starts came at Richmond. Williams' first 27 starts came at Akron. Moretti's first 22 starts came at Central Michigan. Phillips' first 22 starts came at Tennessee State. Poke's first 17 starts were at Kent State. Staley's first 11 starts were at Northern Iowa. Walker's first 11 starts were at Eastern Michigan. Bryant's first 10 starts came at North Dakota. Brown's first nine starts came at Colorado State. Nine of Moon's starts came at New Mexico. Harrison's first six starts came at Colorado. Borjon's first three starts were at Arizona. Larry's first three starts were at Yale. Nimmo's first start was at UCLA.

Game 1

A&M-COMMERCE	0	6	8	0	-	14
SAN DIEGO STATE	3	0	21	21	-	45

Aug. 31 | Snapdragon Stadium | San Diego, Calif. | 5:05 p.m. PT | Attendance: 25,180



TEAM STATISTICS

	TAMUC	SDSU
FIRST DOWNS	17	23
Rushing	7	12
Passing	3	8
Penalty	7	3
NET YARDS RUSHING	63	254
Rushing Attempts	34	40
Average Per Rush	1.9	6.4
Rushing Touchdowns	1	2
Yards Gained Rushing	106	281
Yards Lost Rushing	43	27
NET YARDS PASSING	117	214
Completions-Attempts-Int	18-25-1	22-33-0
Average Per Attempt	4.7	6.5
Average Per Completion	6.5	9.7
Passing Touchdowns	1	2
TOTAL OFFENSE YARDS	180	468
Total offense plays	59	73
Average Gain Per Play	3.1	6.4
Fumbles: Number-Lost	3-2	1-0
Penalties: Number-Yards	15-124	16-149
PUNTS-YARDS	6-253	3-110
Average Yards Per Punt	42.2	36.7
Net Yards Per Punt	41.7	32
Inside 20	1	0
50+ Yards	0	0
Touchbacks	0	0
Fair catch	3	1
KICKOFF-YARDS	3-177	8-474
Average Yards Per Kickoff	59.0	59.2
Net Yards Per Kickoff	43.7	40.5
Touchbacks	0	2
Fair Catch Yards	0	0
Punt returns: Number-Yards-TD	1-14-0	2-3-0
Average Per Return	14.0	1.5
Kickoff returns: Number-Yds-TD	5-79-0	3-46-0
Average Per Return	15.8	15.3
Interceptions: Number-Yds-TD	0-0-0	1-45-1
Fumble Returns: Number-Yds-TD	0-0-0	1-0-1
Miscellaneous Yards	0	0
Possession Time	31:28	28:32
1st Quarter	6:13	8:47
2nd Quarter	9:08	5:52
3rd Quarter	10:05	4:55
4th Quarter	6:02	8:58
Third-Down Conversions	4-12	6-15
Fourth-Down Conversions	1-2	2-4
Red-Zone Scores-Chances	2-2	2-3
Touchdowns	2	2
Field goals	0	0
Sacks By: Number-Yards	2-17	4-13
PAT Kicks	0-1	4-5
2Pts Conversions	1-1	1-1
Field Goals	0-0	1-2
Points off Turnover	0	13

▶▶ GAME NOTES

Big Notes

- Tonight was the first victory as San Diego State's head coach by Sean Lewis.
- Danny O'Neil became the first true freshman quarterback in SDSU's Division I era (since 1969) to earn a start in a season-opener.
- O'Neil is the third true freshman quarterback in San Diego State's DI era to earn a start and is the second to pick up a win in his first start (also Spencer Brinton on Oct. 25, 1997 - SDSU 10, Hawai'i 3).
- The Aztecs scored 45 points tonight. In SDSU's two previous games that it started a true freshman quarterback for the first time, San Diego State combined for 23 points (10 vs. Hawai'i on Oct. 25, 1997 and 13 at Fresno State on Oct. 3, 2014).
- Marquez Cooper rushed for 223 yards, the first 200-yard game since Rashaad Penny had 221 vs. Army West Point in the 2017 Armed Forces Bowl on Dec. 23.
- The 223 rushing yards were the most by an Aztec since Penny had a career-high 234 at San Jose State on Nov. 4, 2017.
- San Diego State's 45 points were its most in a game since scoring 48 vs. Towson on Sept. 25, 2021.
- The Aztecs' 45 points were their most in a game played in San Diego since scoring 55 vs. Hawai'i on Nov. 5, 2016 (also a Snapdragon Stadium record).
- SDSU improved to 57-2 the last 59 times it has rushed for at least 200 yards and is 54-1 in its last 55 regular-season games when rushing for 200-plus yards.
- SDSU had two defensive touchdowns in the same game for the first time since Nov. 5, 2016 vs. Hawai'i.
- San Diego State won its 34th straight game when forcing at least three turnovers.
- The Aztecs won their 11th consecutive game when not committing a turnover.

Season-Opening Notes

- San Diego State improved to 55-42-5 all-time in season openers.
- The Aztecs improved to 47-17-4 in home season openers.
- SDSU improved to 27-8 when opening up its season at home in its Division I era.

Second Half Surge Propels SDSU Past TAMC, 45-14

SAN DIEGO -- Marquez Cooper rushed for 223 yards and two touchdowns to power San Diego State to a 45-14 victory over Texas A&M-Commerce on Saturday at Snapdragon Stadium, giving Sean Lewis a victory in his inaugural game as the Aztecs' head coach.

In addition, the SDSU defense scored a pair of touchdowns off turnovers in the second half to help erase a 6-3 deficit at intermission and thwart the Lions' upset bid.

Cooper, who carried 27 times in his SDSU debut after transferring from Ball State, posted the highest rushing total by an Aztec since Rashaad Penny gained 253 yards at Hawai'i on Oct. 28, 2017.

Cooper's 47-yard scoring run on SDSU's first drive of the third quarter was the first of three touchdowns in a five-minute span, igniting a 42-8 blitz to give the Scarlet and Black its highest point-total since a 48-21 triumph over Towson on Sept. 25, 2021, in Carson, California.

Just two plays later on the ensuing possession, Trey White blitzed and forced a fumble by TAMUC quarterback Eric Rodriguez before Tano Letuli fell on the loose ball in the end zone for six additional points. The conversion attempt was unsuccessful, but the Aztecs found themselves suddenly in control at 16-6.

After limiting the Lions to one first down, SDSU flashed its big-play capability once again when freshman quarterback Danny O'Neil threaded a 44-yard touchdown pass to Louis Brown IV on the third play of the subsequent drive, while Michael Harrison swept around right end moments later for a two-point conversion, increasing the advantage to 24-6.

TAMUC responded with an eight-play, 65-yard scoring march, capped by Rodriguez's touchdown pass to Drew Allison from six yards out. JaiSean McMillian hauled in the two-point conversion pass, trimming the margin to 24-14.

On the first play of the fourth quarter, Cooper plowed seven yards up the middle for his second touchdown of the night to punctuate a seven-play, 95-yard advance.

It didn't take long for another round of fireworks to ignite, as JD Coffey III picked off an errant Rodriguez pass on the third play of TAMUC's ensuing possession and rambled 45 yards for a touchdown to extend the lead to 38-14.

Following a punt, O'Neil quickly directed the Aztecs on their final scoring drive of the game, covering 79 yards on seven plays highlighted by an eight-yard touchdown strike to Jordan Napier with 6:57 left in the game.

Making his collegiate debut, O'Neil completed 22 of 33 passes for 214 yards.

Ja'Shaun Poke led the Aztec receiving corps with six catches for 30 yards, while Brown had three catches for 91 yards.

Overall, SDSU rushed for 254 yards in the contest, improving to 57-2 in its last 59 games when gaining 200 yards or more on the ground.

However, the Scarlet and Black started slowly, mustering a lone field goal in the first half, as Gabriel Plascencia split the uprights from 50 yards out with 28 seconds left in the opening period.

Late in the second quarter, the Lions drove 75 yards in 10 plays, with EJ Oakmon barreling in from a yard out to give the visitors their only lead of the game.

Despite trailing in time of possession (31:28 to 28:32), the Aztec defense holding TAMUC to just 180 yards in total offense in 59 plays.

>>SCORING SUMMARY

Qtr	Time	Team	Scoring Play	Plays-Yds	TOP	Score
1st	0:28	SDSU	Plascencia 50-yd field goal	16-48	5:27	3-0
2nd	0:59	AMC	Oakmon 1-yd run (PAT missed)	10-75	4:08	3-6
3rd	11:34	SDSU	Cooper 47-yd run (PAT good)	6-66	1:54	10-6
3rd	10:47	SDSU	Letuli fumble recovery in endzone (PAT missed)	-	-	16-6
3rd	6:36	SDSU	Brown IV 44-yd pass f/O'Neil (2-pt good)	3-62	4:18	24-6
3rd	2:17	AMC	Allison 6-yd pass f/Rodriguez (2-pt good)	88-65	4:18	24-14
4th	14:55	SDSU	Cooper 7-yd run (PAT good)	7-95	2:17	31-14
4th	13:48	SDSU	Coffey III 45-yd interception (PAT good)	-	-	38-14
4th	6:57	SDSU	Napier 8-yd pass f/O'Neil (PAT good)	7-79	4:28	45-14

INDIVIDUAL STATISTICS

>>TEXAS A&M-COMMERCE

Rushing	Att	Yds	TD	Long	Avg
Oakmon	8	30	1	8	3.8
McMillian	6	22	0	6	3.7
Peace	6	21	0	9	3.5
Jackson	5	18	0	8	3.6
Frasch	1	2	0	2	2.0
Rodriguez	7	-3	0	5	-0.4
TEAM	1	-27	0	0	-27.0
Totals	34	63	1	9	1.9

Passing	C-A-I	Yds	TD	Long	Sack
Rodriguez	14-20-1	105	1	29	3
Peace	4-5-0	12	0	5	1
Totals	18-25-1	117	1	29	4

Receiving	No.	Yds	TD	Long
Daniels	3	16	0	8
Wilson	3	10	0	5
Bilbo	2	35	0	27
Sallis	2	31	0	29
Proctor	2	9	0	9
Jourdain	1	7	0	7
Allison	1	6	1	6
Sweeting	1	4	0	4
Garmon	1	-4	0	0
Totals	18	117	1	29

>>SAN DIEGO STATE

Rushing	Att	Yds	TD	Long	Avg
Cooper	27	223	2	47	8.3
O'Neil	5	18	0	28	3.6
Armstead	5	9	0	7	1.8
Tupou'ata-Johnson	1	7	0	7	7.0
Sutton	1	3	0	3	3.0
Poke	1	-6	0	0	-6.0
Totals	40	254	2	47	6.5

Passing	C-A-I	Yds	TD	Long	Sack
O'Neil	22-33-0	214	2	44	2
Totals	22-33-0	214	2	44	2

Receiving	No.	Yds	TD	Long
Poke	6	30	0	9
Brown IV	3	91	1	44
Napier	3	40	1	29
Harrison	3	22	0	9
Wolfe	3	14	0	6
Cooper	3	10	0	9
Brooks	1	7	0	7
Totals	22	214	2	44

Game 2

OREGON STATE	7	0	0	14	-	21
SAN DIEGO STATE	0	0	0	0	-	0

Sept. 7 | Snapdragon Stadium | San Diego, Calif. | 7:37 p.m. PT | Attendance: 25,318



TEAM STATISTICS

	OSU	SDSU
FIRST DOWNS	23	7
Rushing	14	1
Passing	8	5
Penalty	1	1
NET YARDS RUSHING	237	72
Rushing Attempts	51	25
Average Per Rush	4.6	2.9
Rushing Touchdowns	2	0
Yards Gained Rushing	242	81
Yards Lost Rushing	5	9
NET YARDS PASSING	183	107
Completions-Attempts-Int	17-27-0	11-24-0
Average Per Attempt	6.8	4.5
Average Per Completion	10.8	9.7
Passing Touchdowns	1	0
TOTAL OFFENSE YARDS	420	179
Total offense plays	78	49
Average Gain Per Play	5.4	3.7
Fumbles: Number-Lost	0-0	1-1
Penalties: Number-Yards	6-65	8-80
PUNTS-YARDS	5-171	8-344
Average Yards Per Punt	34.2	43.0
Net Yards Per Punt	33.4	39.9
Inside 20	3	3
50+ Yards	0	3
Touchbacks	0	0
Fair catch	1	2
KICKOFF-YARDS	4-260	1-65
Average Yards Per Kickoff	65.0	65.0
Net Yards Per Kickoff	40	40
Touchbacks	4	1
Fair Catch Yards	0	0
Punt returns: Number-Yards-TD	3-21-0	2-4-0
Average Per Return	7.0	2.0
Kickoff returns: Number-Yds-TD	0-0-0	0-0-0
Average Per Return	0.0	0.0
Interceptions: Number-Yds-TD	0-0-0	0-0-0
Fumble Returns: Number-Yds-TD	0-0-0	0-0-0
Miscellaneous Yards	0	0
Possession Time	41:07	18:53
1st Quarter	9:56	5:04
2nd Quarter	9:37	5:23
3rd Quarter	12:45	2:15
4th Quarter	8:49	6:11
Third-Down Conversions	9-19	2-12
Fourth-Down Conversions	2-3	0-1
Red-Zone Scores-Chances	2-2	0-1
Touchdowns	2	0
Field goals	0	0
Sacks By: Number-Yards	1-5	0-0
PAT Kicks	3-3	0-0
Field Goals	0-2	0-0
Points off Turnover	7	0

▶▶ GAME NOTES

Series Notes

- San Diego State fell to 2-5 all-time against Oregon State.
- The Aztecs are 1-2 vs. the Beavers at home.
- SDSU has lost the last five games in the series after winning the first two in 1972 and 1975.

Team Notes

- San Diego State was shut out for just the third time in the last 219 games (streak started on Nov. 25, 2006).
- The Aztecs were shut out by a Pac-12 school for the first time since Sept. 18, 1982 at California (L, 28-0).
- The Aztecs allowed a first-quarter touchdown for just the second time in the last 11 games.
- SDSU has gone 17 straight games without allowing more than seven points in the first quarter and has allowed seven or fewer points in 25 of the last 26 first quarters.

Player Notes

- * **Marquez Cooper, Sr., RB (13 att., 53 yds., 0 TD | 2 rec., 19 yds.):** Now has 4,132 rushing yards for his career, which is tied with Louisville's Lamar Jackson (2015-17) for the 115th most in NCAA FBS history (according to SportsReference.com).
- * **Chris Johnson, Jr., CB (9 tackles (7 solo), 1 PBU):** Led the team in tackles for the first time of his career ... His nine tackles were a career high.
- * **Tyler Pastula, Sr., P (7 P, 48.6 avg., 3 120, 3 50+, 63 LG):** Averaged 48.6 yards per punt, which is his career high (min. 4 punts) ... Three of his punts went over 50 yards including a long of 63 yards ... Three of his punts also landed inside the 20-yard line.

Aztecs Fall to Oregon State

SAN DIEGO -- San Diego State was unable to stop Oregon State's rushing attack in a 21-0 loss Saturday night at Snapdragon Stadium.

Jam Griffin and Anthony Hankerson each ran for a touchdown for the Beavers (2-0), who combined for 237 yards on the ground.

OSU outgained the Aztecs (1-1), 420-179, overall, for the game, and had 23 first downs to SDSU's 7. Oregon State, which also received a late touchdown pass from Gevanni McCoy to Bryce Caufield, also more than doubled up San Diego State in terms of time of possession at 41:07-18:53.

After forcing a three-and-out, the Beavers went to work on their opening drive, going 53 yards on just five plays, culminating with a 16-yard touchdown run by Griffin.

OSU used up 6:53 of clock time on its next drive, going 47 yards on 13 plays. After converting a fourth-and-1 earlier in the drive, Oregon State was thwarted on a fourth-and-5 from the Aztec 46 when Cody Moon hurried McCoy's throw, which bounced to the grass incomplete.

SDSU, however, was unable to capitalize with the good field position and was forced to punt after another three-and-out.

The teams traded punts until the Beavers' last drive of the half. Starting on its own 26, OSU went 53 yards on 11 plays, twice converting a third-and-1 to extend the drive. Everett Hayes' 38-yard field goal, however, missed, making it a 7-0 Oregon State lead at the half.

San Diego State's first chance to score came midway through the third quarter when its punt return unit pressured Beaver punter Josh Green. Although a streaking Max Garrison was unable to block the punt, it only went 14 yards, giving San Diego State the ball on its own 45 with 9:20 left in the quarter.

The Aztecs quickly got into OSU territory for the first time of the night with a 9-yard rush by Marquez Cooper and a 4-yard pass from Danny O'Neil to Jude Wolfe. O'Neil, a true freshman making his second career start, then found Louis Brown IV with a deep pass down the right sideline, going 35 yards and setting up a first-and-goal on the Oregon State 7. After an incomplete pass in the end zone, Cooper rushed five yards to set up a third-and-goal from the 2. O'Neil, however, fumbled on a quarterback keeper as Jack Kane punched the ball out and Nikko Taylor jumped on the ball on the Beaver 2-yard line.

OSU responded with a methodical 13-play, 98-yard drive, before Hankerson ran it in 15 yards on a fourth-and-1 on the first play of the fourth quarter. Oregon State converted two third downs on the drive, including a 41-yard pass from McCoy to Trent Walker on a third-and-11 from its own 24-yard line.

SDSU had to punt on its ensuing drive, but Tyler Pastula's boot was blocked by Amarian York, giving the Beavers prime starting field position on their own 46. Hayes' long field goal attempt from 54 yards missed, however, giving San Diego State a chance to halve into OSU's advantage.

The Aztecs were unable to get into Oregon State territory and a long throw on fourth-and-18 from O'Neil to Ja'Shaun Poke was broken up by Skyler Thomas, giving the ball back to the Beavers on the SDSU 42.

OSU ran four rushes and then, on a third-and-3, used play-action where McCoy found a wide-open Caufield in the end zone from 21 yards out to make it a 21-0 game.

The teams traded punts before time ran out on San Diego State's final drive.

San Diego State was shut out for just the third time in the last 219 games (streak started on Nov. 26, 2006) and for the first time against a Pac-12 school since Sept. 18, 1982 at California (L, 28-0).

>> SCORING SUMMARY

Qtr	Time	Team	Scoring Play	Plays-Yds TOP	Score
1st	11:47	OSU	Griffin 16-yd run (PAT good)	5-53 1:53	0-7
4th	14:53	OSU	Hankerson 15-yd run (PAT good)	13-98 8:04	0-14
4th	4:36	OSU	Caufield 21-yd pass f/McCoy (PAT good)	5-42 2:58	0-21

INDIVIDUAL STATISTICS

>> OREGON STATE

Rushing	Att	Yds	TD	Long	Avg
Griffin	18	89	1	16	4.9
Hankerson	16	71	1	15	4.4
Allah	11	33	0	8	3.0
Johnson	1	23	0	23	23.0
McCoy	2	10	0	6	5.0
Reichle	2	6	0	6	3.0
Card	1	5	0	5	5.0
Totals	51	242	2	23	4.6

Passing	C-A-I	Yds	TD	Long	Sack
McCoy	16-26-0	181	1	41	0
Johnson	1-1-0	2	0	2	0
Totals	17-17-0	183	1	41	0

Receiving	No.	Yds	TD	Long
Walker	8	92	0	41
Reddicks	4	35	0	16
Griffin	2	9	0	7
Caufield	1	21	1	21
Hankerson	1	14	0	14
Wells Jr.	1	12	0	12
Totals	30	309	2	39

>> SAN DIEGO STATE

Rushing	Att	Yds	TD	Long	Avg
Cooper	13	53	0	10	4.1
Armstead	7	21	0	7	2.6
O'Neil	5	1	0	4	0.2
Totals	25	81	0	10	2.9

Passing	C-A-I	Yds	TD	Long	Sack
O'Neil	11-24-0	107	0	35	1
Totals	11-24-0	107	0	35	1

Receiving	No.	Yds	TD	Long
Poke	3	25	0	9
Brown IV	2	45	0	35
Cooper	2	19	0	21
Brooks	1	7	0	7
Bennett	1	5	0	5
Wolfe	1	4	0	4
Harrison	1	2	0	2
Totals	11	107	0	35

Game 3

SAN DIEGO STATE
CALIFORNIA

3	0	0	7	-	10
7	0	14	10	-	31

Sept. 14 | California Memorial Stadium | Berkeley, Calif. | 7:35 p.m. PT | Attendance: 35,197



TEAM STATISTICS

	SDSU	CAL
FIRST DOWNS	16	21
Rushing	7	11
Passing	7	8
Penalty	2	2
NET YARDS RUSHING	110	275
Rushing Attempts	35	42
Average Per Rush	3.1	6.5
Rushing Touchdowns	0	2
Yards Gained Rushing	140	307
Yards Lost Rushing	30	32
NET YARDS PASSING	166	198
Completions-Attempts-Int	14-30-2	21-29-1
Average Per Attempt	5.5	6.8
Average Per Completion	11.9	9.4
Passing Touchdowns	1	2
TOTAL OFFENSE YARDS	276	473
Total offense plays	65	71
Average Gain Per Play	4.2	6.7
Fumbles: Number-Lost	0-0	1-0
Penalties: Number-Yards	15-120	12-113
PUNTS-YARDS	6-274	3-133
Average Yards Per Punt	45.7	44.3
Net Yards Per Punt	38.0	44.7
Inside 20	2	0
50+ Yards	2	0
Touchbacks	2	0
Fair catch	2	1
KICKOFF-YARDS	3-143	6-397
Average Yards Per Kickoff	47.7	66.2
Net Yards Per Kickoff	38.0	43.7
Touchbacks	2	0
Fair Catch Yards	0	0
Punt returns: Number-Yards-TD	2-(-1)-0	1-6-0
Average Per Return	-0.5	6.0
Kickoff returns: Number-Yds-TD	1-10-0	1-4-0
Average Per Return	10.0	4.0
Interceptions: Number-Yds-TD	1-20	20-0
Fumble Returns: Number-Yds-TD	0-0	0-0
Miscellaneous Yards	0	0
Possession Time	27:15	32:45
1st Quarter	8:20	6:40
2nd Quarter	7:39	9:55
3rd Quarter	5:05	9:55
4th Quarter	6:11	8:49
Third-Down Conversions	5-16	7-15
Fourth-Down Conversions	2-4	0-3
Red-Zone Scores-Chances	1-1	4-5
Touchdowns	0	4
Field goals	1	0
Sacks By: Number-Yards	6-30	3-21
PAT Kicks	1-1	4-4
2Pts Conversions	0-0	0-0
Field Goals	1-1	1-3
Points off Turnover	0	0

▶▶ GAME NOTES

Series Notes

- San Diego State fell to 4-5 all-time against California.
- The Aztecs are now 0-5 against Cal in Berkeley (and 4-0 at home).

Team Notes

- San Diego State played its fifth straight game in the state of California, its longest streak since a six-game streak from Nov. 21, 2014-Sept. 19, 2015.
- The Aztecs are now 77-40 (.658) since the start of the 2015 campaign.
- SDSU had a season-high six sacks after entering with five combined sacks over its first two games.
- The Aztecs allowed a first-quarter touchdown for just the third time in the last 12 games.
- SDSU has gone 18 straight games without allowing more than seven points in the first quarter and has allowed seven or fewer points in 26 of the last 27 first quarters.

Trends

- The Aztecs lost the coin toss for the third time this season (0-3) and for the first time when having the chance to pick heads or tails.
- SDSU did not start with the ball for just the 45th time over the last 160 games.
- San Diego State did not allow its opponent to score on its opening possession for the 18th time in 28 games since 2022, 30th time in 41 games since 2021 and 84th time since 2015 (117 games).

Penalties Doom Aztecs in 31-10 Loss at Cal

BERKELEY, Calif. -- San Diego State trailed just 7-3, at the half, but California scored on its first four possessions of the second half in a 31-10 win Saturday night at Memorial Stadium.

Fernando Mendoza threw two touchdown passes and ran for another score for the Bears, who started the season 3-0 for the first time since 2019. Jaivian Thomas ran for 169 yards, and Kadarius Calloway had a touchdown run for Cal.

The two teams combined for 27 penalties for 237 yards, including 15 penalties for 120 yards for the Aztecs (1-2). SDSU's 13 penalties in the first half were tied for the most in any half for an FBS team in the last 10 seasons.

One the crucial penalties on San Diego State was an illegal block in the back on Marlem Louis after Tano Letuli intercepted a pass and returned it 65 yards for the score. Instead of taking a 10-7 lead midway through the second quarter, SDSU started on its own 45-yard line and failed to score.

After the Aztecs forced the high-powered California offense into consecutive three-and-outs to start the game, redshirt freshman Javance Tupou'ata-Johnson, making his first career start having never attempted a collegiate pass in place of an injured true freshman Danny O'Neil, got SDSU deep into Bear territory. San Diego State converted a key fourth-and-6 play when Tupou'ata-Johnson found Nate Bennett for 11 yards and a targeting penalty got the Aztecs to the Cal 12. SDSU managed just one yard on its next three plays, however, setting for a 29-yard field goal by former California kicker Nick Lopez.

The Bears answered with a 7-play, 69-yard drive, ending with an 8-yard rushing touchdown by Mendoza.

In the second quarter, SDSU stopped Cal on a fourth-and-1 and started in California territory on their 44-yard line. A Tupou'ata-Johnson 14-yard pass to Ja'Shaun Poke on the first play got San Diego State to the 30-yard line, but after an incomplete pass, 5-yard false start penalty, 9-yard sack and another incomplete pass, the Aztecs were forced to punt.

Letuli got the ball back for SDSU on the interception but neither team scored the rest of the half.

The Bears broke open a tight game in the third quarter with Thomas' 57-yard run setting up Calloway's 7-yard touchdown and Mendoza's 20-yard TD pass to Corey Dyches capping a 90-yard drive.

After a 48-yard field goal by Ryan Coe - his lone make in three tries - to start the fourth quarter, San Diego State finally scored responded with a touchdown. The Aztecs converted a pair of third-and-4s on the drive, including a short Tupou'ata-Johnson pass to Jordan Napier, who caught it at the Cal 35, juked past a few defenders and raced his way into the end zone.

After a Lopez PAT cut the Bear lead to 34-10, California answered right away with at 60-yard run by Calloway on second down and a 15-yard TD pass from Mendoza to Nyzirah Hunter.

Tupou'ata-Johnson was intercepted on the second play of the next drive but each team was stopped on fourth-and-shorts before Coe missed his second field goal of the game with 1:55 left.

SDSU then ran out the clock to end the game.

Tupou'ata-Johnson went 13 for 29 for 156 yards with one touchdown and two interceptions. Marquez Cooper rushed for 87 yards on 22 carries, and Jude Wolfe and Louis Brown IV led San Diego State with three catches apiece.

White led the Aztec defense with six tackles, 2.5 sacks and a pass breakup, while Owen Chambliss and Kyle Moretti also chipped in with six tackles apiece.

SDSU fell to 4-5 all-time against Cal with the home team winning all nine games in the series.

>>SCORING SUMMARY

Qtr	Time	Team	Scoring Play	Plays-Yds TOP	Score
1st	5:42	SDSU	Lopez 29-yd field goal	8-29	3-0
1st	2:25	CAL	Mendoza 8-yd rush (PAT good)	7-69	3-7
3rd	9:36	CAL	Calloway 7-yd rush (PAT good)	8-85	3-14
3rd	1:30	CAL	Dyches 20-yd pass f/Mendoza (PAT good)	13-90	5:37
4th	13:33	CAL	Coe 48-yd field goal	5-(-5)	1:50
4th	11:05	SDSU	Napier 40-yd. pass f/Tupou'ata-Johnson (PAT good)	7-75	2:28
4th	9:48	CAL	Hunter 15-yd pass f/Mendoza	3-75	1:17

INDIVIDUAL STATISTICS

>>SAN DIEGO STATE

Rushing	Att	Yds	TD	Long	Avg
Cooper	22	87	0	17	4.0
Armstead	1	15	0	15	15.0
Sutton	3	15	0	9	5.0
Tupou'ata-Johnson	8	-2	0	13	-0.2
Napier	1	-5	0	0	-5.0
Totals	35	110	0	17	3.1

Passing	C-A-I	Yds	TD	Long	Sack
Tup.-Johnson	13-29-2	156	1	40	3
Pastula	1-1-0	10	0	10	0
Totals	14-30-2	166	1	40	3

Receiving	No.	Yds	TD	Long
Wolfe	3	32	0	18
Brown IV	3	24	0	10
Napier	2	53	1	40
Harrison	1	15	0	15
Poke	1	14	0	14
Bennett	1	11	0	11
Chambliss	1	10	0	10
Armstead	1	6	0	6
Cooper	1	1	0	0
Totals	14	166	1	40

>>CALIFORNIA

Rushing	Att	Yds	TD	Long	Avg
Thomas	17	169	0	57	9.9
Calloway	8	87	1	60	9.7
Wiley	2	11	0	13	5.5
Martin	1	10	0	10	10.0
Cardwell	1	0	0	0	0.0
Mendoza	12	-2	1	10	-0.2
Totals	42	307	2	60	6.5

Passing	C-A-I	Yds	TD	Long	Sack
Mendoza	21-29-1	198	2	21	6
Totals	21-29-1	198	2	21	6

Receiving	No.	Yds	TD	Long
Hunter	4	52	1	15
Dyches	4	48	1	20
Grizzell	3	29	0	21
Endries	3	21	0	8
Brady	2	16	0	10
Matthews	2	16	0	14
King	1	7	0	7
Anderson	1	5	0	5
Thomas	1	4	0	4
Totals	21	198	2	21

Game 4

SAN DIEGO STATE	7	14	0	0	-	21
CENTRAL MICHIGAN	10	3	6	3	-	22

Sept. 28 | Kelly/Shorts Stadium | Mt. Pleasant, Mich. | 3:32 p.m. ET | Attendance: 27,072



TEAM STATISTICS

	SDSU	CMU
FIRST DOWNS	21	26
Rushing	6	10
Passing	11	14
Penalty	4	2
NET YARDS RUSHING	118	154
Rushing Attempts	45	42
Average Per Rush	2.6	3.7
Rushing Touchdowns	1	1
Yards Gained Rushing	152	183
Yards Lost Rushing	34	29
NET YARDS PASSING	246	298
Completions-Attempts-Int	14-23-0	25-46-1
Average Per Attempt	10.7	6.5
Average Per Completion	17.6	11.9
Passing Touchdowns	1	1
TOTAL OFFENSE YARDS	364	452
Total offense plays	68	88
Average Gain Per Play	5.4	5.1
Fumbles: Number-Lost	0-0	1-1
Penalties: Number-Yards	4-36	5-37
PUNTS-YARDS	5-236	5-183
Average Yards Per Punt	47.2	36.6
Net Yards Per Punt	37.8	32.6
Inside 20	2	0
50+ Yards	1	0
Touchbacks	2	1
Fair catch	0	3
KICKOFF-YARDS	4-240	6-356
Average Yards Per Kickoff	60.0	59.3
Net Yards Per Kickoff	38.2	38.0
Touchbacks	2	4
Fair Catch Yards	15	0
Punt returns: Number-Yards-TD	1-0-0	2-7-0
Average Per Return	0.0	3.50
Kickoff returns: Number-Yds-TD	1-0-0	1-22-0
Average Per Return	0.0	22.0
Interceptions: Number-Yds-TD	1-68-0	0-0-0
Fumble Returns: Number-Yds-TD	0-0-0	0-0-0
Miscellaneous Yards	0	0
Possession Time	24:33	35:27
1st Quarter	5:30	9:30
2nd Quarter	5:42	9:18
3rd Quarter	5:51	9:09
4th Quarter	7:30	7:30
Third-Down Conversions	7-15	6-19
Fourth-Down Conversions	0-1	4-4
Red-Zone Scores-Chances	2-4	4-4
Touchdowns	2	2
Field goals	0	2
Sacks By: Number-Yards	3-13	4-23
PAT Kicks	3-3	1-1
Field Goals	0-2	3-3
Points off Turnover	7	0

▶▶ GAME NOTES

Big Notes

- San Diego State fell to 16-2-1 against current members of the Mid-American Conference (MAC).
- The Aztecs are now 11-2-1 all-time against teams who were in the MAC at the time of the game.
- SDSU fell to 37-3 over its last 40 games when leading after three quarters.
- San Diego State had its 11-game winning streak snapped when not committing a turnover.
- This was the Aztecs' first one-point game since a 31-30 overtime loss to Hawai'i on Nov. 24, 2018.
- San Diego State is now 77-41 (.653) since the start of the 2015 campaign.

Team Notes

- This was the first 22-21 final score in SDSU's Division I era (since 1969).
- After scoring just 10 points over its last two games combined, San Diego State scored 14 in the first 17 minutes, 17 seconds (17:17) today and 21 overall.
- The Aztecs allowed a first-quarter touchdown for just the fourth time in the last 13 games.
- SDSU had gone 18 straight games without allowing more than seven points in the first quarter prior to CMU scoring 10 on San Diego State today.
- The Aztecs have still allowed seven or fewer points in 26 of the last 28 first quarters.
- SDSU scored 21 points in the first half, its most in the first half since also scoring 21 at New Mexico on Nov. 18, 2022.
- San Diego State fell to 66-17 since 2015 when scoring just 20 or more points (1-1 this year).
- After averaging 13.0 penalties over its first three games, San Diego State had no accepted penalties in the first half and just four for the game.

SDSU Falls at CMU on Late Field Goal, 22-21

MOUNT PLEASANT, Mich. -- San Diego State suffered a heartbreaking 22-21 loss at Central Michigan on Saturday when Tristan Mattson connected on his third field goal of the game - a 46-yarder - with five seconds remaining.

The Aztecs (1-3) led for over 38 minutes of the game, including 29 minutes, 55 seconds of the 30 minutes in the second half, but couldn't hold on in their first game in the Eastern Time Zone since 2015.

SDSU led, 21-13, at halftime as true freshman Danny O'Neil connected with tight end Jude Wolfe on a pair of touchdown passes following an earlier touchdown run by Marquez Cooper.

San Diego State, however, was held scoreless in the second half, including consecutive drives late when Nick Lopez missed a pair of short field goals.

After forcing a three-and-out to start the second half, the Chippewas (3-2) used a 15-play, 77-yard drive to score when B.J. Harris banged it in from a yard out on fourth-and-goal. It was one of four fourth downs CMU converted on the day in four attempts. Central Michigan went for two to tie it, but following a pass interference fall on Chris Johnson, the Aztecs stopped Davis on a run to keep the score at 21-19.

The teams exchanged punts over the next two drives apiece before SDSU got to the Chippewa 15-yard line. A 33-yard field goal attempt by Lopez, however, missed, keeping it a two-point game.

CMU quickly got into San Diego State territory, thanks to a 43-yard pass from Joe Labas to Marion Lukes. Facing a third-and-13 on the Central Michigan 38-yard line, Labas was picked off by Aztec cornerback Bryce Phillips, who ran it back 68 yards to the Chippewa 11 with just 2:17 left.

SDSU was stymied on three straight plays before Lopez hooked a 28-yard attempt wide left to give CMU one last chance.

Labas directed a 15-play, 52-yard drive in the final two minutes as Central Michigan converted two third downs and a fourth down on the drive. Mattson then nailed a career-long 46-yarder to give the Chippewas their first lead since early in the second quarter.

Starting on its own 28, San Diego State was able to get to the 43 but Louis Brown IV was tackled before being able to lateral the ball, giving CMU the improbable victory.

Mattson's 25-yard field goal got Central Michigan on the scoreboard and Cooper later answered with a 3-yard rushing TD to put the Aztecs in the lead.

The Chippewas ended the first quarter on a 12-play, 75-yard drive with an 8-yard scoring toss from Labas to Lukes.

After Johnson forced a fumble on a SDSU punt early in the second quarter which was recovered by Brady Anderson on the CMU 17, San Diego State scored four plays later when O'Neil found Wolfe alone in the end zone off play-action.

Late in the half, Cooper ran for 47 yards and O'Neil found Wolfe for another touchdown, this time from 26 yards out to put the Aztecs up, 21-10. Wolfe became just the fourth SDSU tight end since at least 1996 with two touchdowns in the same game.

Central Michigan, however, used a 12-play, 59-yard drive to close the half with a 34-yard field goal by Mattson. O'Neil totaled 246 yards on 14-for-23 passing for San Diego State. Cooper rushed for 111 yards and a touchdown on 34 carries, while Louis Brown IV caught eight passes for a career-high 149 yards.

JD Coffey III had a career-high 15 tackles for the Aztecs, while White logged three sacks and four tackles for loss.

SDSU fell to 16-2-1 against current members of the Mid-American Conference (MAC) and 11-2-1 all-time against teams who were in the MAC at the time of the game.

San Diego State also dropped to 37-3 in its last 40 games when leading after three quarters and had its 11-game winning streak snapped when not committing a turnover.

>>SCORING SUMMARY

Qtr	Time	Team	Scoring Play	Plays-Yds	TOP	Score
1st	12:26	CMU	Mattson 25-yd field goal	6-61	2:28	0-3
1st	6:13	SDSU	Cooper 3-yd run (PAT good)	6-75	1:56	7-3
1st	0:31	CMU	Lukes 8-yd pass f/Labas (PAT good)	12-75	5:42	7-10
2nd	12:43	SDSU	Wolfe 5-yd pass f/O'Neil (PAT good)	4-17	1:07	14-10
2nd	3:30	SDSU	Wolfe 26-yd pass f/O'Neil (PAT good)	3-73	0:53	21-10
2nd	0:26	CMU	Mattson 34-yd field goal	12-59	3:04	21-13
3rd	5:52	CMU	Harris 1-yd rush (2-pt. conversion failed)	15-77	7:29	21-19
4th	0:05	CMU	Mattson 46-yd field goal	15-52	1:51	21-22

INDIVIDUAL STATISTICS

>>SAN DIEGO STATE

Rushing	Att	Yds	TD	Long	Avg
Cooper	34	111	1	47	3.3
O'Neil	9	7	0	9	0.8
Davis	1	4	0	4	4.0
Poke	1	-4	0	-4	-4.0
Totals	45	118	1	47	2.6

Passing	C-A-I	Yds	TD	Long	Sack
O'Neil	14-23-0	246	1	43	4
Totals	14-23-0	246	1	43	4

Receiving	No.	Yds	TD	Long
Brown IV	8	149	0	43
Wolfe	3	40	2	26
Poke	2	23	0	13
Bennett	1	34	0	34
Totals	14	246	2	43

>>CENTRAL MICHIGAN

Rushing	Att	Yds	TD	Long	Avg
Lukes	16	76	0	18	4.8
Harris	13	41	1	18	3.2
Emanuel Jr.	6	32	0	19	5.3
Labas	7	5	0	10	0.7
Totals	42	154	1	19	3.7

Passing	C-A-I	Yds	TD	Long	Sack
Labas	24-43-1	275	1	60	3
Chapeau	1-1-0	23	0	23	0
Emanuel Jr.	0-1-0	0	0	0	0
TEAM	0-1-0	0	0	0	0
Totals	25-46-1	298	1	60	3

Receiving	No.	Yds	TD	Long
Boyd	6	51	0	14
Prewitt III	6	42	0	17
Lukes	3	57	1	43
Parker	3	28	0	16
Harris	2	66	0	60
Temple	2	17	0	12
Whiteside	1	23	0	23
Harris	1	8	0	8
Davis	1	6	0	6
Totals	25	298	1	60

2024 STATISTICS

Overall: 1-3

MW: 0-0

Home: 1-1

Road: 0-2

Neutral: 0-0

Team Statistics

	SDSU	OPP
Scoring	76	88
Points per game	19.0	22.0
Points Off Turnovers	20	7
First Downs	67	87
Rushing	26	42
Passing	31	33
Penalty	10	12
Rushing Yardage	554	729
Yards gained rushing	654	838
Yards lost rushing	100	109
Rushing attempts	145	169
Average per rush	3.8	4.3
Average per game	138.5	182.3
TDs Rushing	3	6
Passing Yardage	733	796
Comp-Att-Int	61-110-2	81-127-3
Average per pass	6.7	6.3
Average per catch	12.0	9.8
Average per game	183.3	199.0
TDs Passing	5	5
Total offense	1287	1525
Total plays	255	296
Average per play	5.0	5.2
Average per game	321.8	381.3
Kick returns: #-Yards	5-56	7-105
Punt returns: #-Yards	7-6	7-48
Int returns: #-Yards	3-133	2-0
Kick return average	11.2	15.0
Punt return average	0.9	6.9
Int return average	44.3	0.0
Fumbles-Lost	2-1	6-3
Penalties-Yards	43-385	38-339
Average per game	96.3	84.8
Punts-Yards	22-964	19-740
Average per punt	43.8	38.9
Net punt average	37.8	37.6
Kickoffs-Yards	16-922	19-1190
Average per kick	57.6	62.6
Net kick average	39.4	41.1
Time of possession / game	24:48	35:12
3rd-down conversion	20/58	26/65
3rd-down pct	34%	40%
4rd-down conversion	4/10	7/12

Team Statistics

	SDSU	OPP
Scoring	76	88
Points per game	19.0	22.0
Points Off Turnovers	20	7
First Downs	67	87
Rushing	26	42
Passing	31	33
Penalty	10	12
Rushing Yardage	554	729
Yards gained rushing	654	838
Yards lost rushing	100	109
Rushing attempts	145	169
Average per rush	3.8	4.3
Average per game	138.5	182.3
TDs Rushing	3	6
Passing Yardage	733	796
Comp-Att-Int	61-110-2	81-127-3
Average per pass	6.7	6.3
Average per catch	12.0	9.8
Average per game	183.3	199.0

2024 SAN DIEGO STATE STATISTICS

Rushing

Player	gp	att	gain	loss	net	avg	td	lg	avg/g
Marquez Cooper	4	96	486	12	474	4.9	3	47	118.5
Jaylon Armstead	3	13	46	4	42	3.2	0	15	14.0
Danny O'Neil	3	19	74	48	26	1.4	0	28	8.7
Lucky Sutton	2	4	18	0	18	4.5	0	9	9.0
Javance Tupou'ata-Johnson	2	9	26	21	5	0.6	0	13	2.5
Cam Davis	1	1	4	0	4	4.0	0	4	4.0
Jordan Napier	4	1	0	5	-5	-5.0	0	0	-1.3
Ja'Shaun Poke	4	2	0	10	-10	-5.0	0	0	-2.5
Total	4	145	654	100	554	3.8	3	47	138.5
Opponents	4	169	838	109	729	4.3	6	60	182.3

Passing

Player	gp	effic	comp-att-int	pct	yds	td	lg	avg/g
Danny O'Neil	3	134.8	47-80-0	58.8	567	4	44	189.0
Javance Tupou'ata-Johnson	2	87.6	13-29-2	44.8	156	1	40	78.0
Tyler Pastula	4	184.0	1-1-0	100.0	10	0	10	2.5
Total	4	122.8	61-110-2	55.5	733	5	44	183.3
Opponents	4	124.7	81-127-3	63.8	796	5	60	199.0

Receiving

Player	gp	no.	yds	avg	td	lg	avg/g
Louis Brown IV	4	16	309	19.3	1	44	77.3
Ja'Shaun Poke	4	12	92	7.7	0	14	23.0
Jude Wolfe	4	10	90	9.0	2	26	22.5
Marquez Cooper	4	6	30	5.0	0	21	7.5
Michael Harrison	4	5	39	7.8	0	15	9.8
Jordan Napier	4	5	93	18.6	2	40	23.3
Nate Bennett	4	3	50	16.7	0	34	12.5
Baylin Brooks	3	2	14	7.0	0	7	4.7
Jaylon Armstead	3	1	6	6.0	0	6	2.0
Owen Chambliss	4	1	10	10.0	0	10	2.5

Rushing

Player	gp	att	gain	loss	net	avg	td	lg	avg/g
Marquez Cooper	4	96	486	12	474	4.9	3	47	118.5
Jaylon Armstead	3	13	46	4	42	3.2	0	15	14.0
Danny O'Neil	3	19	74	48	26	1.4	0	28	8.7
Lucky Sutton	2	4	18	0	18	4.5	0	9	9.0
Javance Tupou'ata-Johnson	2	9	26	21	5	0.6	0	13	2.5
Cam Davis	1	1	4	0	4	4.0	0	4	4.0
Jordan Napier	4	1	0	5	-5	-5.0	0	0	-1.3
Ja'Shaun Poke	4	2	0	10	-10	-5.0	0	0	-2.5
Total	4	145	654	100	554	3.8	3	47	138.5
Opponents	4	169	838	109	729	4.3	6	60	182.3

Passing

Player	gp	effic	comp-att-int	pct	yds	td	lg	avg/g
Danny O'Neil	3	134.8	47-80-0	58.8	567	4	44	189.0
Javance Tupou'ata-Johnson	2	87.6	13-29-2	44.8	156	1	40	78.0
Tyler Pastula	4	184.0	1-1-0	100.0	10	0	10	2.5
Total	4	122.8	61-110-2	55.5	733	5	44	183.3
Opponents	4	124.7	81-127-3	63.8	796	5	60	199.0

Receiving

Player	gp	no.	yds	avg	td	lg	avg/g
Louis Brown IV	4	16	309	19.3	1	44	77.3
Ja'Shaun Poke	4	12	92	7.7	0	14	23.0
Jude Wolfe	4	10	90	9.0	2	26	22.5
Marquez Cooper	4	6	30	5.0	0	21	7.5
Michael Harrison	4	5	39	7.8	0	15	9.8
Jordan Napier	4	5	93	18.6	2	40	23.3
Nate Bennett	4	3	50	16.7	0	34	12.5
Baylin Brooks	3	2	14	7.0	0	7	4.7
Jaylon Armstead	3	1	6	6.0	0	6	2.0
Owen Chambliss	4	1	10	10.0	0	10	2.5
Total	4	61	733	12.0	5	44	183.3
Opponents	4	81	796	9.8	5	60	199.0

Punt Returns

Player	no.	yds	avg	td	lg
Mekhi Shaw	4	4	1.0	0	6
Mikey Welsh	2	3	1.5	0	3
Total	7	6	0.9	0	6
Opponents	7	48	6.9	0	14

Interceptions

Player	no.	yds	avg	td	lg
JD Coffey III	1	45	45.0	1	45
Bryce Phillips	1	68	68.0	0	68
Tano Letuli	1	20	20.0	0	20
Total	3	133	44.3	1	68
Opponents	2	0	0.0	0	0

Kick Returns

Player	no.	yds	avg	td	lg
Ja'Shaun Poke	4	57	14.3	0	44
Trey White	1	0	0.0	0	0
Total	5	56	11.2	0	44
Opponents	7	105	15.0	0	22

Fumble Returns

Player	no.	yds	avg	td	lg
Tano Letuli	1	0	0.0	1	0
Brady Anderson	1	0	0.0	0	0
Krishna Clay	1	0	0.0	0	0
Total	3	0	0.0	1	0
Opponents	1	0	0.0	0	0

Punt Returns

Player	no.	yds	avg	td	lg
Mekhi Shaw	4	4	1.0	0	6
Mikey Welsh	2	3	1.5	0	3
Total	7	6	0.9	0	6
Opponents	7	48	6.9	0	14

Interceptions

Player	no.	yds	avg	td	lg
JD Coffey III	1	45	45.0	1	45
Bryce Phillips	1	68	68.0	0	68
Tano Letuli	1	20	20.0	0	20
Total	3	133	44.3	1	68
Opponents	2	0	0.0	0	0

Kick Returns

Player	no.	yds	avg	td	lg
Ja'Shaun Poke	4	57	14.3	0	44
Trey White	1	0	0.0	0	0
Total	5	56	11.2	0	44
Opponents	7	105	15.0	0	22

Fumble Returns

Player	no.	yds	avg	td	lg
Tano Letuli	1	0	0.0	1	0
Brady Anderson	1	0	0.0	0	0
Krishna Clay	1	0	0.0	0	0
Total	3	0	0.0	1	0
Opponents	1	0	0.0	0	0

Rushing

Player	gp	att	gain	loss	net	avg	td	lg	avg/g
Marquez Cooper	4	96	486	12	474	4.9	3	47	118.5
Jaylon Armstead	3	13	46	4	42	3.2	0	15	14.0
Danny O'Neil	3	19	74	48	26	1.4	0	28	8.7
Lucky Sutton	2	4	18	0	18	4.5	0	9	9.0
Javance Tupou'ata-Johnson	2	9	26	21	5	0.6	0	13	2.5
Cam Davis	1	1	4	0	4	4.0	0	4	4.0
Jordan Napier	4	1	0	5	-5	-5.0	0	0	-1.3
Ja'Shaun Poke	4	2	0	10	-10	-5.0	0	0	-2.5
Total	4	145	654	100	554	3.8	3	47	138.5
Opponents	4	169	838	109	729	4.3	6	60	182.3

Passing

Player	gp	effic	comp-att-int	pct	yds	td	lg	avg/g
Danny O'Neil	3	134.8	47-80-0	58.8	567	4	44	189.0
Javance Tupou'ata-Johnson	2	87.6	13-29-2	44.8	156	1	40	78.0
Tyler Pastula	4	184.0	1-1-0	100.0	10	0	10	2.5
Total	4	122.8	61-110-2	55.5	733	5	44	183.3
Opponents	4	124.7	81-127-3	63.8	796	5	60	199.0

Receiving

Player	gp	no.	yds	avg	td	lg	avg/g
Louis Brown IV	4	16	309	19.3	1	44	77.3
Ja'Shaun Poke	4	12	92	7.7	0	14	23.0
Jude Wolfe	4	10	90	9.0	2	26	22.5
Marquez Cooper	4	6	30	5.0	0	21	7.5
Michael Harrison	4	5	39	7.8	0	15	9.8
Jordan Napier	4	5	93	18.6	2	40	23.3
Nate Bennett	4	3	50	16.7	0	34	12.5
Baylin Brooks	3	2	14	7.0	0	7	4.7
Jaylon Armstead	3	1	6	6.0	0	6	2.0
Owen Chambliss	4	1	10	10.0	0	10	2.5
Total	4	61	733	12.0	5	44	183.3
Opponents	4	81	796	9.8	5	60	199.0

2024 SAN DIEGO STATE STATISTICS

Team Defense

##	Player	gp	Tackles				Sacks	Pass defense			Fumbles		blkd	
			ua	a	tot	tfl/yds		int-yds	brup	qbh	fr-yds	ff	kick	saf
11	JD Coffey III	4	15	11	26	.	.	1-45
21	Tano Letuli	4	15	9	24	1.5-7	1-7	1-20	.	2	1-0	.	.	.
47	Trey White	4	17	6	23	8-56	6-27	.	1	2	.	1	.	.
5	Owen Chambliss	4	9	12	21	.	.	.	1	1
6	Eric Butler	4	17	4	21	1-3	.	.	2
1	Chris Johnson	4	13	7	20	.	.	.	3	1	.	3	.	.
17	Deshawn McCuin	4	9	4	13	1-2	.	.	3	1
7	William Nimmo Jr.	4	10	3	13
44	Kyle Moretti	4	5	8	13
0	Bryce Phillips	4	10	3	13	2-7	.	1-68
40	Krishna Clay	4	7	5	12	1.5-6	1-5	.	.	2	1-0	.	.	.
9	Dalesean Staley	3	8	4	12
24	Josh Hunter	4	7	2	9	1-2	.	.	1	1
99	Tupu Alualu	4	2	5	7	1.5-4	1.5-4
42	Brady Anderson	4	5	2	7	1.5-7	1-6	.	.	.	1-0	.	.	.
96	Ryan Henderson	4	4	2	6	1-5	1-5	.	.	1
32	Marlem Louis	4	3	3	6	1.5-2	1.5-2
30	Dominic Oliver	4	3	3	6	2-11	.	.	.	1
58	Cody Moon	4	2	4	6	1
97	Darrion Dalton	3	2	4	6	0.5-1
94	Teivis Tuioti	4	2	3	5	1-2	1-2
56	DJ Herman	4	3	2	5
31	Jared Badie	2	2	1	3
10	Bennett Walker	3	1	2	3
93	Brady Nassar	4	2	1	3	1
16	Jelani Whitmore	4	1	1	2	.	.	.	2
45	Wyatt Draeger	2	1	1	2
90	Sam Benjamin	4	1	.	1
22	Max Garrison	4	1	.	1
33	Ezekiel Larry	4	1	.	1
27	Jelani McLaughlin	4	1	.	1
50	Ryan Wintermeyer	4	1	.	1
Totals		4	180	112	292	25-115	14-58	3-133	13	14	3-0	4	0	0

GAME SUMMARIES

		Score by Quarters					First Downs				Rushing			Passing			Total Off.		Return	Punting	Fumbles	Pen.	Third	Avg.	
Game	Score	1	2	3	4	OT	Tot	Ru	Pa	Pn	Att	Yds	TD	C-A-I	Yds	TD	Att	Yds	Yds	No-Avg.	No-Lost	No-Yds.	Downs	F. Pos.	ToP
SDSU	21	7	14	0	0	-	21	6	11	4	45	118	1	14-23-0	246	2	68	364	68	5-36.6	0-0	4-36	7-15	SDSU36	24:33
at Cent. Michigan	22	10	3	6	3	-	26	10	14	2	42	154	1	25-46-1	298	1	88	452	29	5-47.2	0-0	5-37	6-19	CMU22	35:27
SDSU	10	3	0	0	7	-	21	11	8	2	42	275	2	21-29-1	198	2	71	473	10	3-44.3	0-0	12-113	7-15	CAL31	32:45
at California	31	7	0	14	10	-	16	7	7	2	35	110	0	14-30-2	166	1	65	276	9	6-45.7	0-0	15-120	5-16	SDSU31	27:15
Oregon State	21	7	0	0	14	-	23	14	8	1	51	237	2	17-27-0	183	1	78	420	21	5-34.2	0-0	6-65	9-19	OSU26	41:07
at SDSU	0	0	0	0	0	-	7	1	5	1	25	72	0	11-24-0	107	0	49	179	4	8-344	1-1	8-80	2-12	SDSU30	18:53
A&M-Commerce	14	0	6	8	0	-	17	7	3	7	34	63	1	18-25-1	117	1	59	180	93	6-42.2	3-2	15-124	4-12	SDSU28	31:28
at SDSU	45	3	0	21	21	-	23	12	8	3	40	254	2	22-33-0	214	2	73	468	94	3-36.7	0-0	16-149	6-15	TAMC29	28:32

2024 RED ZONE STATISTICS

San Diego St. Inside Opponent Red-Zone

				Times	Times	Total	Rush			Pass	FGs	Failed to score inside RZ					
Date	Opponent		Score	In RZ	Scored	Pts	TDs	TDs	TDs	Made	FGA	Down	Int	Fumb	Half	Game	
08/31/2024	Tex. A&M-Commerce	W	45-14	3	2	14	2	1	1	0	1	0	0	0	0	0	
09/07/2024	Oregon St.	L	0-21	1	0	0	0	0	0	0	0	0	0	1	0	0	
09/14/2024	at California	L	10-31	1	1	3	0	0	0	1	1	0	0	0	0	0	
09/28/2024	at Central Mich.	L	21-22	4	2	14	2	1	1	0	2	0	0	0	0	0	
	Totals 5 of 9 (55.6%)			9	5	31	4	2	2	1	4	0	0	1	0	0	

Opponents Inside San Diego St. Red-Zone

				Times	Times	Total	Rush			Pass	FGs	Failed to score inside RZ				
Date	Opponent		Score	In RZ	Scored	Pts	TDs	TDs	TDs	Made	FGA	Down	Int	Fumb	Half	Game
08/31/2024	Tex. A&M-Commerce	W	45-14	2	2	14	2	1	1	0	0	0	0	0	0	0
09/07/2024	Oregon St.	L	0-21	2	2	14	2	2	0	0	0	0	0	0	0	0
09/14/2024	California	L	10-31	5	4	28	4	2	2	0	1	0	0	0	0	0
09/28/2024	Central Mich.	L	21-22	4	4	19	2	1	1	2	2	0	0	0	0	0
	Totals 12 of 13 (92.3%)			13	12	75	10	6	4	2	3	0	0	0	0	0

2024 SAN DIEGO STATE GAME-BY-GAME STATISTICS

Date	Opponent	Rushing				Receiving				Passing				Kick Returns				Punt Returns				tot			
		no.	yds	td	lg	no.	yds	td	lg	cmp	att	int	yds	td	lg	no.	yds	td	lg	no.	yds	td	lg	off	
08/31/2024	Tex. A&M-Commerce	40	254	2	47	22	214	2	44	22-33-0				214	2	44	3	46	0	44	2	3	0	3	468
09/07/2024	Oregon St.	25	72	0	10	11	107	0	35	11-24-0				107	0	35	0	0	0	0	2	4	0	5	179
09/14/2024	at California	35	110	0	17	14	166	1	40	14-30-2				166	1	40	1	10	0	11	2	-1	0	6	276
09/28/2024	at Central Mich.	45	118	1	47	14	246	2	43	14-23-0				246	2	43	1	0	0	0	1	0	0	0	364
San Diego St.		145	554	3	47	61	733	5	44	61-110-2				733	5	44	5	56	0	44	7	6	0	6	1287
Opponents		169	729	6	60	81	796	5	60	81-127-3				796	5	60	7	105	0	22	7	48	0	14	1525

San Diego St. Averages

Games	Avg/ rush	Avg/ catch	Pass effic	KR avg	PR avg	All purpose avg/game	Total offense avg/game
4	3.8	12.0	122.8	11.2	0.9	370.5	321.8

Date	Opponent	Tackles				Sacks		Fumble		Pass Defense				blkd	PAT attempts				off	
		ua	a	total	tfl-yds	no-yds	ff	fr-yds	int-yds	qbh	brup	kick	kick	rush	rcv	saf	t/o	pts		
08/31/2024	Tex. A&M-Commerce	47	18	65	8.0-47	5-15	2	2-0	1-45	2	3	0	4-5	1	0	0	13	45		
09/07/2024	Oregon St.	52	24	76	2.0-5	0-0	1	0-0	0-0	3	1	0	0-0	0	0	0	0	0		
09/14/2024	at California	34	36	70	7.0-32	6-30	0	0-0	1-20	0	3	0	1-1	0	0	0	0	10		
09/28/2024	at Central Mich.	47	34	81	8.0-31	3-13	1	1-0	1-68	9	6	0	3-3	0	0	0	7	21		
San Diego St.		180	112	292	25.0-115	14-58	4	3-0	3-133	14	13	0	8-9	1	0	0	20	76		
Opponents		140	116	256	27.0-104	10-66	1	1-0	2-0	15	14	1	8-9	0	1	0	7	88		

		Punting										Field Goals				Kickoffs				
Date	Opponent	no.	yds	avg	long	blkd	tb	fc	50+	i20	md-att	long	blkd	no.	yds	avg	tb	ob		
08/31/2024	Tex. A&M-Commerce	3	110	36.7	40	0	0	1	0	0	1-2	50	0	8	474	59.3	2	1		
09/07/2024	Oregon St.	8	344	43.0	63	1	0	2	3	3	0-0	0	0	1	65	65.0	1	0		
09/14/2024	at California	6	274	45.7	54	0	2	2	2	2	1-1	29	0	3	143	47.7	1	0		
09/28/2024	at Central Mich.	5	236	47.2	52	0	2	0	1	2	0-2	0	0	4	240	60.0	2	0		
San Diego St.		22	964	43.8	63	1	4	5	6	7	2-5	50	0	16	922	57.6	6	1		
Opponents		19	740	38.9	47	0	1	8	0	4	4-8	48	0	19	1190	62.6	13	1		

2024 OPPONENT GAME-BY-GAME STATISTICS

		Rushing				Receiving				Passing				Kick Returns				Punt Returns				tot			
Date	Opponent	no.	yds	td	lg	no.	yds	td	lg	cmp	att	int	yds	td	lg	no.	yds	td	lg	no.	yds	td	lg	off	
08/31/2024	Tex. A&M-Commerce	34	63	1	9	18	117	1	29	18-25-1				117	1	29	5	79	0	20	1	14	0	14	180
09/07/2024	Oregon St.	51	237	2	23	17	183	1	41	17-27-0				183	1	41	0	0	0	0	3	21	0	10	420
09/14/2024	at California	42	275	2	60	21	198	2	21	21-29-1				198	2	21	1	4	0	4	1	6	0	6	473
09/28/2024	at Central Mich.	42	154	1	19	25	298	1	60	25-46-1				298	1	60	1	22	0	22	2	7	0	4	452
Opponents		169	729	6	60	81	796	5	60	81-127-3				796	5	60	7	105	0	22	7	48	0	14	1525
San Diego St.		145	554	3	47	61	733	5	44	61-110-2				733	5	44	5	56	0	44	7	6	0	6	1287

Opponents Averages

Games	Avg/ rush	Avg/ catch	Pass effic	KR avg	PR avg	All purpose avg/game	Total offense avg/game
4	4.3	9.8	124.7	15.0	6.9	419.5	381.3

Date	Opponent	Tackles			Sacks		Fumble		Pass Defense			blkd	PAT attempts			off	
		ua	a	total	tfl-yds	no-yds	ff	fr-yds	int-yds	qbh	brup	kick	kick	rush	rcv	saf	t/o pts
08/31/2024	Tex. A&M-Commerce	43	36	79	7.0-30	2-17	0	0-0	0-0	5	2	0	0-1	0	1	0	0 14
09/07/2024	Oregon St.	29	12	41	4.0-10	1-5	1	1-0	0-0	3	5	1	3-3	0	0	0	7 21
09/14/2024	at California	29	34	63	6.0-30	3-21	0	0-0	2-0	4	4	0	4-4	0	0	0	0 31
09/28/2024	at Central Mich.	39	34	73	10.0-34	4-23	0	0-0	0-0	3	3	0	1-1	0	0	0	0 22
Opponents		140	116	256	27.0-104	10-66	1	1-0	2-0	15	14	1	8-9	0	1	0	7 88
San Diego St.		180	112	292	25.0-115	14-58	4	3-0	3-133	14	13	0	8-9	1	0	0	20 76

Date	Opponent	Punting										Field Goals			Kickoffs			
		no.	yds	avg	long	blkd	tb	fc	50+	i20	md-att	long	blkd	no.	yds	avg	tb	ob
08/31/2024	Tex. A&M-Commerce	6	253	42.2	46	0	0	3	0	1	0-0	0	0	3	177	59.0	0	0
09/07/2024	Oregon St.	5	171	34.2	45	0	0	1	0	3	0-2	0	0	4	260	65.0	4	0
09/14/2024	at California	3	133	44.3	47	0	0	1	0	0	1-3	48	0	6	397	66.2	5	0
09/28/2024	at Central Mich.	5	183	36.6	46	0	1	3	0	0	3-3	46	0	6	356	59.3	4	1
Opponents		19	740	38.9	47	0	1	8	0	4	4-8	48	0	19	1190	62.6	13	1
San Diego St.		22	964	43.8	63	1	4	5	6	7	2-5	50	0	16	922	57.6	6	1

2024 GAME-BY-GAME COMPARISON

Opponent	Score	First Downs				Rushing Number-Yards	Passing		Total Offense Plays-Yards	Return Yards	Turn- Overs
		Total	Rush	Pass	Pen		Comp-Att.-Int	Yards			
Tex. A&M-Commerce	45-14	23 / 17	12 / 7	8 / 3	3 / 7	40-254 / 34-63	22-33-0 / 18-25-1	214 / 117	73-468 / 59-180	94 / 93	0 / 3
Oregon St.	0-21	7 / 23	1 / 14	5 / 8	1 / 1	25-72 / 51-237	11-24-0 / 17-27-0	107 / 183	49-179 / 78-420	4 / 21	1 / 0
California	10-31	16 / 21	7 / 11	7 / 8	2 / 2	35-110 / 42-275	14-30-2 / 21-29-1	166 / 198	65-276 / 71-473	29 / 10	2 / 1
Central Mich.	21-22	21 / 26	6 / 10	11 / 14	4 / 2	45-118 / 42-154	14-23-0 / 25-46-1	246 / 298	68-364 / 88-452	68 / 29	0 / 2
Totals	76-88	67 / 87	26 / 42	31 / 33	10 / 12	145-554 / 169-729	61-110-2 / 81-127-3	733 / 796	255-1287 / 296-1525	195 / 153	3 / 6

Opponents	3rd Down Conversion	4th Down Conversion	Time of Possession	TOP Margin	Avg Yds/Rush	Avg Yds/Pass	Avg Yds/Play	Punting Number-Avg	Penalties Number-Yards	Sacks
Tex. A&M-Commerce	6-15 / 4-12	2-4 / 1-2	28:32 / 31:28	-02:56	6.4 / 1.9	6.5 / 4.7	6.4 / 3.1	3-36.7 / 6-42.2	16-149.0 / 15-124.0	5 / 2
Oregon St.	2-12 / 9-19	0-1 / 2-3	18:53 / 41:07	-22:14	2.9 / 4.6	4.5 / 6.8	3.7 / 5.4	8-43.0 / 5-34.2	8-80.0 / 6-65.0	0 / 1
California	5-16 / 7-15	2-4 / 0-3	27:15 / 32:45	-05:30	3.1 / 6.5	5.5 / 6.8	4.2 / 6.7	6-45.7 / 3-44.3	15-120.0 / 12-113.0	6 / 3
Central Mich.	7-15 / 6-19	0-1 / 4-4	24:33 / 35:27	-10:54	2.6 / 3.7	10.7 / 6.5	5.4 / 5.1	5-47.2 / 5-36.6	4-36.0 / 5-37.0	3 / 4
Totals	20-58 / 26-65	4-10 / 7-12	99:13 / 140:47	-41:34	3.8 / 4.3	6.7 / 6.3	5.0 / 5.2	22-43.8 / 19-38.9	43-385.0 / 38-339.0	14 / 10

Note: Game totals are displayed in the format TEAM/OPPONENT for each category

2024 GAME-BY-GAME RUSHING STATISTICS

#2 - Jaylon Armstead - RB

Date	Opponent	No.	Yds.	Avg.	TD	Lg.
A.31	Texas A&M-Commerce	5	9	1.8	0	7
S.7	Oregon State	7	18	2.6	0	7
S.14	at California	1	15	15.0	0	15
S.28	at Central Michigan	-did not play-				
O.5	Hawai'i*					
O.12	at Wyoming*					
O.26	Washington State					
N.1	at Boise State*					
N.8	New Mexico*					
N.16	at UNLV*					
N.23	at Utah State*					
N.30	Air Force*					
2024 Totals		13	42	3.2	0	15
2023		103	448	4.4	8	48
2022		52	313	6.0	2	61
2021		24	75	3.1	0	8
2020		1	5	5.0	0	5
CAREER (34-4 GP-GS)		193	883	4.6	10	61

* - Mountain West game.

#23 - Kenan Christon - RB

Date	Opponent	No.	Yds.	Avg.	TD	Lg.
A.31	Texas A&M-Commerce	-out; injury-				
S.7	Oregon State	-out; injury-				
S.14	at California	-out; injury-				
S.28	at Central Michigan	-out; injury-				
O.5	Hawai'i*					
O.12	at Wyoming*					
O.26	Washington State					
N.1	at Boise State*					
N.8	New Mexico*					
N.16	at UNLV*					
N.23	at Utah State*					
N.30	Air Force*					
2024 Totals		-	-	-	-	-
2023		96	378	3.9	0	39
2022		71	261	3.7	1	49
2021^		0	0	0.0	0	0
2020^		10	70	7.0	0	47
2019^		68	373	5.5	2	55
CAREER (38-13 GP-GS)		245	1,110	4.5	3	55

* - Mountain West game. ^ - at USC.

#15 - Marquez Cooper - RB

Date	Opponent	No.	Yds.	Avg.	TD	Lg.
A.31	Texas A&M-Commerce	27	223	8.3	2	47
S.7	Oregon State	13	53	4.1	0	10
S.14	at California	22	91	4.0	0	17
S.28	at Central Michigan	34	118	3.3	1	47
O.5	Hawai'i*					
O.12	at Wyoming*					
O.26	Washington State					
N.1	at Boise State*					
N.8	New Mexico*					
N.16	at UNLV*					
N.23	at Utah State*					
N.30	Air Force*					
2024 Totals		96	485	5.1	3	47
2023%		227	1,043	4.6	4	39
2022^		285	1,326	4.7	13	46
2021^		241	1,205	5.0	11	66
2020^		56	282	5.0	5	19
CAREER (46-45 GP-GS)		905	4,341	4.8	36	66

* - Mountain West game. % - at Ball State. ^ - at Kent State

#29 - Cam Davis - RB

Date	Opponent	No.	Yds.	Avg.	TD	Lg.
A.31	Texas A&M-Commerce	-did not play-				
S.7	Oregon State	-did not play-				
S.14	at California	-did not play-				
S.28	at Central Michigan	1	4	4.0	0	4
O.5	Hawai'i*					
O.12	at Wyoming*					
O.26	Washington State					
N.1	at Boise State*					
N.8	New Mexico*					
N.16	at UNLV*					
N.23	at Utah State*					
N.30	Air Force*					
2024 Totals		1	4	4.0	0	4
2023		52	225	4.3	0	25
2022		46	151	3.3	1	17
2021		0	0	0.0	0	0
CAREER (28-1 GP-GS)		99	380	3.8	1	25

* - Mountain West game.

#10 - AJ Duffy - QB

Date	Opponent	No.	Yds.	Avg.	TD	Lg.
A.31	Texas A&M-Commerce	-did not play-				
S.7	Oregon State	-did not play-				
S.14	at California	-did not play-				
S.28	at Central Michigan	-did not play-				
O.5	Hawai'i*					
O.12	at Wyoming*					
O.26	Washington State					
N.1	at Boise State*					
N.8	New Mexico*					
N.16	at UNLV*					
N.23	at Utah State*					
N.30	Air Force*					
2024 Totals		-	-	-	-	-
2023		1	5	5.0	0	5
2022		3	5	1.7	0	9
CAREER (4-0 GP-GS)		4	10	2.5	0	9

* - Mountain West game.

#5 - Danny O'Neil - QB

Date	Opponent	No.	Yds.	Avg.	TD	Lg.
A.31	Texas A&M-Commerce	5	18	3.6	0	28
S.7	Oregon State	5	1	0.2	0	4
S.14	at California	-out; injury-				
S.28	at Central Michigan	9	7	0.8	0	9
O.5	Hawai'i*					
O.12	at Wyoming*					
O.26	Washington State					
N.1	at Boise State*					
N.8	New Mexico*					
N.16	at UNLV*					
N.23	at Utah State*					
N.30	Air Force*					
2024 Totals		19	26	1.4	0	28
CAREER (3-3 GP-GS)		19	26	1.4	0	28

* - Mountain West game.

#3 - Ja'Shaun Poke - WR

Date	Opponent	No.	Yds.	Avg.	TD	Lng.
A.31	Texas A&M-Commerce	1	-6	-6.0	0	0
S.7	Oregon State	0	0	0.0	0	0
S.14	at California	0	0	0.0	0	0
S.28	at Central Michigan	1	-4	-4.0	0	0
O.5	Hawai'i*					
O.12	at Wyoming*					
O.26	Washington State					
N.1	at Boise State*					
N.8	New Mexico*					
N.16	at UNLV*					
N.23	at Utah State*					
N.30	Air Force*					
2024 Totals		2	-10	-5.0	0	0
2023%		0	0	0.0	0	0
2022^		2	7	3.5	1	10
2021^		7	40	5.7	0	25
2020^		3	1	0.3	0	7
2019^		1	18	18.0	0	18
CAREER (41-21 GP-GS)		15	56	3.7	1	25

* - Mountain West game. % - at West Virginia. ^ - at Kent State.

#7 - Lucky Sutton - RB

Date	Opponent	No.	Yds.	Avg.	TD	Lg.
A.31	Texas A&M-Commerce	1	3	3.0	0	3
S.7	Oregon State	-did not play-				
S.14	at California	3	15	5.0	0	9
S.28	at Central Michigan	-did not play-				
O.5	Hawai'i*					
O.12	at Wyoming*					
O.26	Washington State					
N.1	at Boise State*					
N.8	New Mexico*					
N.16	at UNLV*					
N.23	at Utah State*					
N.30	Air Force*					
2024 Totals		4	18	4.5	0	9
2023		30	157	5.2	2	62
2022		2	8	4.0	0	4
CAREER (8-0 GP-GS)		36	183	5.1	2	62

* - Mountain West game.

#6 - Javance Tupou'ata-Johnson - QB

Date	Opponent	No.	Yds.	Avg.	TD	Lg.
A.31	Texas A&M-Commerce	1	7	7.0	0	7
S.7	Oregon State	-did not play-				
S.14	at California	8	-2	-0.2	0	13
S.28	at Central Michigan	-did not play-				
O.5	Hawai'i*					
O.12	at Wyoming*					
O.26	Washington State					
N.1	at Boise State*					
N.8	New Mexico*					
N.16	at UNLV*					
N.23	at Utah State*					
N.30	Air Force*					
2024 Totals		9	5	0.6	0	13
CAREER (2-1 GP-GS)		9	5	0.6	0	13

* - Mountain West game.

2024 GAME-BY-GAME RECEIVING STATISTICS

#2 - Jaylon Armstead - RB

Date	Opponent	Rec.	Yds.	Avg.	TD	Lng.
A.31	Texas A&M-Commerce	0	0	0.0	0	0
S.7	Oregon State	0	0	0.0	0	0
S.14	at California	1	6	6.0	0	6
S.28	at Central Michigan	-did not play-				
O.5	Hawai'i*					
O.12	at Wyoming*					
O.26	Washington State					
N.1	at Boise State*					
N.8	New Mexico*					
N.16	at UNLV*					
N.23	at Utah State*					
N.30	Air Force*					
2024 Totals		1	6	6.0	0	6
2023		3	16	5.3	0	7
2022		0	0	0	0	0
2021		0	0	0	0	0
2020		0	0	0	0	0
CAREER (34-4 GP-GS)		4	22	5.5	0	7

*- Mountain West game.

#23 - Kenan Christon - RB

Date	Opponent	No.	Yds.	Avg.	TD	Lg.
A.31	Texas A&M-Commerce	-out; injured-				
S.7	Oregon State	-out; injured-				
S.14	at California	-out; injured-				
S.28	at Central Michigan	-out; injured-				
O.5	Hawai'i*					
O.12	at Wyoming*					
O.26	Washington State					
N.1	at Boise State*					
N.8	New Mexico*					
N.16	at UNLV*					
N.23	at Utah State*					
N.30	Air Force*					
2024 Totals		-	-	-	-	-
2023		29	201	6.9	1	16
2022		9	207	23.0	2	73
2021^		0	0	0.0	0	0
2020^		2	0	0.0	0	0
2019^		11	126	111.5	3	58
CAREER (38-13 GP-GS)		51	534	10.4	6	73

*- Mountain West game. ^ - at USC.

#87 - Michael Harrison - TE

Date	Opponent	Rec.	Yds.	Avg.	TD	Lng.
A.31	Texas A&M-Commerce	3	22	7.3	0	9
S.7	Oregon State	1	2	2.0	0	2
S.14	at California	1	15	15.0	0	15
S.28	at Central Michigan	0	0	0.0	0	0
O.5	Hawai'i*					
O.12	at Wyoming*					
O.26	Washington State					
N.1	at Boise State*					
N.8	New Mexico*					
N.16	at UNLV*					
N.23	at Utah State*					
N.30	Air Force*					
2024 Totals		5	39	7.8	0	15
2023^		31	284	9.2	5	25
2022^		2	12	6.0	0	9
2021^		0	0	0.0	0	0
2020^		0	0	0.0	0	0
CAREER (40-6 GP-GS)		38	335	8.8	5	25

*- Mountain West game. ^ - at Colorado.

#11 - Nate Bennett - WR

Date	Opponent	Rec.	Yds.	Avg.	TD	Lng.
A.31	Texas A&M-Commerce	0	0	0.0	0	0
S.7	Oregon State	1	5	5.0	0	5
S.14	at California	1	11	11.0	0	11
S.28	at Central Michigan	1	34	34.0	0	34
O.5	Hawai'i*					
O.12	at Wyoming*					
O.26	Washington State					
N.1	at Boise State*					
N.8	New Mexico*					
N.16	at UNLV*					
N.23	at Utah State*					
N.30	Air Force*					
2024 Totals		3	50	16.7	0	34
2023^		14	169	12.1	0	31
2022^		47	517	11.0	0	48
2021^		49	605	12.3	4	44
CAREER (37-35 GP-GS)		113	1,341	11.9	4	48

*- Mountain West game. ^ - at Portland State.

#15 - Marquez Cooper - RB

Date	Opponent	No.	Yds.	Avg.	TD	Lg.
A.31	Texas A&M-Commerce	3	10	3.3	0	9
S.7	Oregon State	2	19	9.5	0	21
S.14	at California	1	1	1.0	0	1
S.28	at Central Michigan	0	0	0.0	0	0
O.5	Hawai'i*					
O.12	at Wyoming*					
O.26	Washington State					
N.1	at Boise State*					
N.8	New Mexico*					
N.16	at UNLV*					
N.23	at Utah State*					
N.30	Air Force*					
2024 Totals		6	30	5.0	0	21
2023%		19	164	8.6	0	26
2022^		8	94	11.8	0	27
2021^		10	95	9.5	0	20
2020^		1	14	14.0	0	14
CAREER (46-45 GP-GS)		44	397	9.0	0	27

*- Mountain West game. % - at Ball State. ^ - at Kent State

#19 - Jordan Napier - WR

Date	Opponent	Rec.	Yds.	Avg.	TD	Lng.
A.31	Texas A&M-Commerce	3	40	13.3	1	29
S.7	Oregon State	0	0	0.0	0	0
S.14	at California	2	53	26.5	1	40
S.28	at Central Michigan	0	0	0.0	0	0
O.5	Hawai'i*					
O.12	at Wyoming*					
O.26	Washington State					
N.1	at Boise State*					
N.8	New Mexico*					
N.16	at UNLV*					
N.23	at Utah State*					
N.30	Air Force*					
2024 Totals		5	93	18.6	2	40
2023		1	-2	-2.0	0	-2
CAREER (8-0 GP-GS)		6	91	15.2	2	40

*- Mountain West game.

#4 - Louis Brown IV - WR

Date	Opponent	Rec.	Yds.	Avg.	TD	Lng.
A.31	Texas A&M-Commerce	3	91	30.3	1	44
S.7	Oregon State	2	45	22.5	0	35
S.14	at California	3	24	8.0	0	10
S.28	at Central Michigan	8	149	18.6	0	43
O.5	Hawai'i*					
O.12	at Wyoming*					
O.26	Washington State					
N.1	at Boise State*					
N.8	New Mexico*					
N.16	at UNLV*					
N.23	at Utah State*					
N.30	Air Force*					
2024 Totals		16	309	19.3	1	44
2023^		47	481	10.2	5	46
2022^		12	98	8.2	0	24
CAREER (26-13 GP-GS)		75	888	11.8	6	46

*- Mountain West game. ^ - at Colorado State.

#29 - Cam Davis - RB

Date	Opponent	No.	Yds.	Avg.	TD	Lg.
A.31	Texas A&M-Commerce	-did not play-				
S.7	Oregon State	-did not play-				
S.14	at California	-did not play-				
S.28	at Central Michigan	0	0	0	0	0
O.5	Hawai'i*					
O.12	at Wyoming*					
O.26	Washington State					
N.1	at Boise State*					
N.8	New Mexico*					
N.16	at UNLV*					
N.23	at Utah State*					
N.30	Air Force*					
2024 Totals		0	0	0	0	0
2023		16	53	3.3	0	16
2022		4	10	2.5	0	6
2021		0	0	0.0	0	0
CAREER (28-1 GP-GS)		20	63	3.2	0	16

*- Mountain West game.

#3 - Ja'Shaun Poke - WR

Date	Opponent	Rec.	Yds.	Avg.	TD	Lng.
A.31	Texas A&M-Commerce	6	30	5.0	0	9
S.7	Oregon State	3	25	8.3	0	9
S.14	at California	1	14	14.0	0	14
S.28	at Central Michigan	2	23	11.5	0	13
O.5	Hawai'i*					
O.12	at Wyoming*					
O.26	Washington State					
N.1	at Boise State*					
N.8	New Mexico*					
N.16	at UNLV*					
N.23	at Utah State*					
N.30	Air Force*					
2024 Totals		12	82	6.8	0	14
2023%		2	11	5.5	0	11
2022^		31	362	11.7	1	46
2021^		26	315	12.1	1	42
2020^		21	326	15.5	3	55
2019^		3	30	10.0	0	12
CAREER (41-21 GP-GS)		95	1,136	12.0	5	55

*- Mountain West game. % - at West Virginia. ^ - at Kent State.

2024 GAME-BY-GAME RECEIVING STATISTICS

#83 - Mekhi Shaw - WR

Date	Opponent	Rec.	Yds.	Avg.	TD	Lng.
A.31	Texas A&M-Commerce	0	0	0.0	0	0
S.7	Oregon State	0	0	0.0	0	0
S.14	at California	0	0	0.0	0	0
S.28	at Central Michigan	0	0	0.0	0	0
O.5	Hawai'i*					
O.12	at Wyoming*					
O.26	Washington State					
N.1	at Boise State*					
N.8	New Mexico*					
N.16	at UNLV*					
N.23	at Utah State*					
N.30	Air Force*					
2024 Totals		0	0	0.0	0	0
2023		28	375	13.4	2	69
2022		29	349	12.0	3	51
2021		4	42	10.5	0	15
CAREER (38-13 GP-GS)		61	766	12.5	5	69

*. Mountain West game.

#14 - Phillippe Wesley - WR

Date	Opponent	Rec.	Yds.	Avg.	TD	Lng.
A.31	Texas A&M-Commerce	-	-	-	-	-
S.7	Oregon State	-	-	-	-	-
S.14	at California	-	-	-	-	-
S.28	at Central Michigan	-	-	-	-	-
O.5	Hawai'i*					
O.12	at Wyoming*					
O.26	Washington State					
N.1	at Boise State*					
N.8	New Mexico*					
N.16	at UNLV*					
N.23	at Utah State*					
N.30	Air Force*					
2024 Totals		-	-	-	-	-
2023		11	124	11.3	0	17
2022		1	9	9.0	0	9
CAREER (12-3 GP-GS)		4	133	11.1	0	17

*. Mountain West game.

#18 - Jude Wolfe - TE

Date	Opponent	Rec.	Yds.	Avg.	TD	Lng.
A.31	Texas A&M-Commerce	3	14	4.7	0	6
S.7	Oregon State	1	4	4.0	0	4
S.14	at California	3	32	10.7	0	18
S.28	at Central Michigan	3	40	13.3	2	26
O.5	Hawai'i*					
O.12	at Wyoming*					
O.26	Washington State					
N.1	at Boise State*					
N.8	New Mexico*					
N.16	at UNLV*					
N.23	at Utah State*					
N.30	Air Force*					
2024 Totals		10	90	9.0	2	26
2023^		2	5	2.5	1	3
2022^		0	0	0.0	0	0
2021^		8	56	7.0	0	18
2020^		2	5	2.5	0	4
2019^		0	0	0.0	0	0
CAREER (37-4)		22	156	7.1	3	26

*. Mountain West game. ^ - at USC.

2024 GAME-BY-GAME PASSING STATISTICS

#9 - Kyle Crum - QB

Date	Opponent	Cmp.	Att.	Pct.	Int.	TD	Yds.	Rtg.
A.31	Texas A&M-Commerce	-did not play-						
S.7	Oregon State	-did not play-						
S.14	at California	-did not play-						
S.28	at Central Michigan							
O.5	Hawai'i*							
O.12	at Wyoming*							
O.26	Washington State							
N.1	at Boise State*							
N.8	New Mexico*							
N.16	at UNLV*							
N.23	at Utah State*							
N.30	Air Force*							
2024 Totals		-	-	-	-	-	-	-
2023		0	0	0.0	0	0	0	0.00
2022		5	17	29.4	1	1	53	63.25
CAREER (3-0 GP-GS)		5	17	29.4	1	1	53	63.25

*- Mountain West game.

#10 - AJ Duffy - QB

Date	Opponent	Cmp.	Att.	Pct.	Int.	TD	Yds.	Rtg.
A.31	Texas A&M-Commerce	-did not play-						
S.7	Oregon State	-did not play-						
S.14	at California	-did not play-						
S.28	at Central Michigan	-did not play-						
O.5	Hawai'i*							
O.12	at Wyoming*							
O.26	Washington State							
N.1	at Boise State*							
N.8	New Mexico*							
N.16	at UNLV*							
N.23	at Utah State*							
N.30	Air Force*							
2024 Totals								
2023		0	0	0.0	0	0	0	0.00
2022		2	7	28.6	0	1	26	106.91
CAREER (4-0 GP-GS)		2	7	28.6	0	1	26	106.91

*- Mountain West game.

#5 - Danny O'Neil - QB

Date	Opponent	Cmp.	Att.	Pct.	Int.	TD	Yds.	Rtg.
A.31	Texas A&M-Commerce	22	33	66.7	0	2	214	141.14
S.7	Oregon State	11	24	45.8	0	0	107	83.28
S.14	at California	-out; injury-						
S.28	at Central Michigan	14	23	60.9	0	2	246	179.41
O.5	Hawai'i*							
O.12	at Wyoming*							
O.26	Washington State							
N.1	at Boise State*							
N.8	New Mexico*							
N.16	at UNLV*							
N.23	at Utah State*							
N.30	Air Force*							
2024 Totals		47	80	58.8	0	4	567	134.78
CAREER (3-3 GP-GS)		47	80	58.8	0	4	567	134.78

*- Mountain West game.

#6 - Javance Tupou'ata-Johnson - QB

Date	Opponent	Cmp.	Att.	Pct.	Int.	TD	Yds.	Rtg.
A.31	Texas A&M-Commerce	0	0	0.0	0	0	0	0.0
S.7	Oregon State	-did not play-						
S.14	at California	13	29	44.8	2	1	156	87.60
S.28	at Central Michigan	-did not play-						
O.5	Hawai'i*							
O.12	at Wyoming*							
O.26	Washington State							
N.1	at Boise State*							
N.8	New Mexico*							
N.16	at UNLV*							
N.23	at Utah State*							
N.30	Air Force*							
2024 Totals		13	29	44.8	2	1	156	87.60
2023		0	0	0.0	0	0	0	0.00
CAREER (2-1 GP-GS)		13	29	44.8	2	1	156	87.60

*- Mountain West game.

2024 GAME-BY-GAME KICK/PUNT RETURN STATISTICS

#4 - Louis Brown IV - WR/KR

Date	Opponent	Rec.	Yds.	Avg.	TD	Lg.
A.31	Texas A&M-Commerce	0	0	0.0	0	0
S.7	Oregon State	0	0	0.0	0	0
S.14	at California	0	0	0.0	0	0
S.28	at Central Michigan	0	0	0.0	0	0
O.5	Hawai'i*					
O.12	at Wyoming*					
O.26	Washington State					
N.1	at Boise State*					
N.8	New Mexico*					
N.16	at UNLV*					
N.23	at Utah State*					
N.30	Air Force*					
2024 Totals		0	0	0.0	0	0
2023^		9	173	19.2	0	32
2022^		0	0	0	0	0
CAREER		9	173	19.2	0	32

* - Mountain West game. ^ - at Colorado State.

#23 - Kenan Christon - RB/KR

Date	Opponent	No.	Yds.	Avg.	TD	Lg.
A.31	Texas A&M-Commerce	-out; injury-				
S.7	Oregon State	-out; injury-				
S.14	at California	-out; injury-				
S.28	at Central Michigan					
O.5	Hawai'i*					
O.12	at Wyoming*					
O.26	Washington State					
N.1	at Boise State*					
N.8	New Mexico*					
N.16	at UNLV*					
N.23	at Utah State*					
N.30	Air Force*					
2024 Totals		15	331	22.1	0	71
2023		3	36	12.0	0	21
2021^		1	17	17.0	0	17
2020^		0	0	0.0	0	0
2019^		1	20	20.0	0	20
CAREER		20	404	20.2	0	71

* - Mountain West game. ^ - at USC.

#15 - Marquez Cooper - RB/KR

Date	Opponent	No.	Yds.	Avg.	TD	Lg.
A.31	Texas A&M-Commerce	0	0	0.0	0	0
S.7	Oregon State	0	0	0.0	0	0
S.14	at California	0	0	0.0	0	0
S.28	at Central Michigan	0	0	0.0	0	0
O.5	Hawai'i*					
O.12	at Wyoming*					
O.26	Washington State					
N.1	at Boise State*					
N.8	New Mexico*					
N.16	at UNLV*					
N.23	at Utah State*					
N.30	Air Force*					
2024 Totals		0	0	0.0	0	0
2023%		0	0	0.0	0	0
2022^		9	196	21.9	0	39
2021^		2	48	24.0	0	24
2020^		0	0	0.0	0	0
CAREER		11	244	22.2	0	39

* - Mountain West game. % - at Ball State. ^ - at Kent State

#29 - Cam Davis - RB/KR

Date	Opponent	No.	Yds.	Avg.	TD	Lg.
A.31	Texas A&M-Commerce	-did not play-				
S.7	Oregon State	-did not play-				
S.14	at California	0	0	0.0	0	0
S.28	at Central Michigan					
O.5	Hawai'i*					
O.12	at Wyoming*					
O.26	Washington State					
N.1	at Boise State*					
N.8	New Mexico*					
N.16	at UNLV*					
N.23	at Utah State*					
N.30	Air Force*					
2024 Totals		2	32	16.0	0	21
2023		1	27	27.0	0	27
2021		0	0	0.0	0	0
CAREER		3	59	19.7	0	27

* - Mountain West game.

#3 - Ja'Shaun Poke - WR/KR

Date	Opponent	No.	Yds.	Avg.	TD	Lg.
A.31	Texas A&M-Commerce	3	46	15.3	0	44
S.7	Oregon State	0	0	0.0	0	0
S.14	at California	1	11	11.0	0	11
S.28	at Central Michigan	0	0	0.0	0	0
O.5	Hawai'i*					
O.12	at Wyoming*					
O.26	Washington State					
N.1	at Boise State*					
N.8	New Mexico*					
N.16	at UNLV*					
N.23	at Utah State*					
N.30	Air Force*					
2024 Totals		4	57	14.3	0	44
2023%		0	0	0.0	0	0
2022^		15	411	27.4	0	46
2021^		24	565	23.5	0	50
2020^		4	101	25.3	0	39
2019^		1	33	33.0	0	33
CAREER		48	1,167	24.3	0	50

* - Mountain West game. % - at West Virginia. ^ - at Kent State.

#19 - Jordan Napier - WR/PR

Date	Opponent	No.	Yds.	Avg.	TD	Lg.
A.31	Texas A&M-Commerce	0	0	0.0	0	0
S.7	Oregon State	1	-1	-1.0	0	-1
S.14	at California	0	0	0.0	0	0
S.28	at Central Michigan					
O.5	Hawai'i*					
O.12	at Wyoming*					
O.26	Washington State					
N.1	at Boise State*					
N.8	New Mexico*					
N.16	at UNLV*					
N.23	at Utah State*					
N.30	Air Force*					
2024 Totals		1	-1	-1.0	0	-1
2023		0	0	0.0	0	0
CAREER		1	-1	-1.0	0	-1

* - Mountain West game.

#83 - Mekhi Shaw - WR/PR

Date	Opponent	Rec.	Yds.	Avg.	TD	Lg.
A.31	Texas A&M-Commerce	0	0	0.0	0	0
S.7	Oregon State	1	5	5.0	0	5
S.14	at California	2	-1	-0.5	0	6
S.28	at Central Michigan	1	0	0.0	0	0
O.5	Hawai'i*					
O.12	at Wyoming*					
O.26	Washington State					
N.1	at Boise State*					
N.8	New Mexico*					
N.16	at UNLV*					
N.23	at Utah State*					
N.30	Air Force*					
2024 Totals		4	4	1.8	0	6
2023		14	101	7.2	0	15
2022		2	-3	-1.5	0	0
2021		0	0	0.0	0	0
CAREER		20	102	5.1	0	15

* - Mountain West game.

#81 - Mikey Welsh - WR/PR

Date	Opponent	Rec.	Yds.	Avg.	TD	Lg.
A.31	Texas A&M-Commerce	2	3	1.5	0	3
S.7	Oregon State	-did not play-				
S.14	at California	-did not travel-				
S.28	at Central Michigan	-did not travel-				
O.5	Hawai'i*					
O.12	at Wyoming*					
O.26	Washington State					
N.1	at Boise State*					
N.8	New Mexico*					
N.16	at UNLV*					
N.23	at Utah State*					
N.30	Air Force*					
2024 Totals		2	3	1.5	0	3
CAREER		2	3	1.5	0	3

* - Mountain West game.

2024 GAME-BY-GAME PUNTING STATISTICS

#13 - Tyler Pastula - P

Date	Opponent	No.	Yards	Avg.	Long	TB	FC	In.20	50+	Blk.	Net Yds.	Net Avg.
A.31	Texas A&M-Commerce	3	110	36.7	40	0	1	0	0	0	96	32.0
S.7	Oregon State	7	340	48.6	63	0	1	3	3	1	319	45.6
S.14	at California	6	274	45.7	54	2	2	2	2	0	228	38.0
S.28	at Central Michigan	5	236	47.2	52	2	3	2	1	0	189	37.8
O.5	Hawai'i*											
O.12	at Wyoming*											
O.26	Washington State											
N.1	at Boise State*											
N.8	New Mexico*											
N.16	at UNLV*											
N.23	at Utah State*											
N.30	Air Force*											
2024 Totals		21	960	45.7	63	4	7	7	6	1	832	39.6
2023%		61	2,602	42.7	68	6	15	16	13	1	2,263	37.1
2022%		42	1,798	42.8	73	3	14	15	7	1	1,566	37.3
2021^		62	2,637	42.5	56	3	19	24	13	1	2,238	36.1
2020^		37	1,424	39.6	69	2	9	10	4	3	1,243	33.6
CAREER		217	8,807	40.6	73	16	62	70	41	7	7,868	36.3

* - Mountain West game. % - at Albany. ^ - at Delaware.

#39 - Eemil Herranen - P

Date	Opponent	No.	Yards	Avg.	Long	TB	FC	In.20	50+	Blk.	Net Yds.	Net Avg.
A.31	Texas A&M-Commerce	-did not play-										
S.7	Oregon State	-did not play-										
S.14	at California	-did not play-										
S.28	at Central Michigan	-did not play-										
O.5	Hawai'i*											
O.12	at Wyoming*											
O.26	Washington State											
N.1	at Boise State*											
N.8	New Mexico*											
N.16	at UNLV*											
N.23	at Utah State*											
N.30	Air Force*											
2024 Totals		-	-	-	-	-	-	-	-	-	-	-
2023^		22	856	38.9	52	0	5	3	2	0	845	38.4
2022^		50	2,089	41.8	63	2	11	7	8	0	1,633	32.7
CAREER		72	2,945	40.9	63	2	16	10	10	0	2,478	34.4

* - Mountain West game. ^ - at Northern Arizona.

2024 GAME-BY-GAME KICKING STATISTICS

#46 - Gabriel Plascencia - K

Date	Opponent	Extra Points			Field Goals				Total Pts.	Kickoffs				
		Made	Att.	Pct.	Made	Att.	Pct.	Long		No.	Yards	Avg.	TB	OB
A.31	Texas A&M-Commerce	0	1	0.0	1	2	50.0	50	3	5	278	55.6	0	1
S.7	Oregon State	0	0	0.0	0	0	0.0	0	0	1	65	65.0	1	0
S.14	at California	-did not play-			-did not play-					-did not play-				
S.28	at Central Michigan	0	0	0.0	0	0	0	0	0	4	240	60.0	2	0
O.5	Hawai'i*													
O.12	at Wyoming*													
O.26	Washington State													
N.1	at Boise State*													
N.8	New Mexico*													
N.16	at UNLV*													
N.23	at Utah State*													
N.30	Air Force*													
2024 Totals		0	1	0.0	1	2	50.0	50	3	10	583	58.3	3	1
2023		2	3	66.7	4	4	100.0	46	14	16	992	62.0	2	1
CAREER		2	3	66.7	5	6	83.3	50	17	26	1,575	60.6	5	2

*- Mountain West game.

#20 - Nick Lopez - K

Date	Opponent	Extra Points			Field Goals				Total Pts.	Kickoffs				
		Made	Att.	Pct.	Made	Att.	Pct.	Long		No.	Yards	Avg.	TB	OB
A.31	Texas A&M-Commerce	4	4	100.0	0	0	0.0	0	4	3	196	65.3	2	0
S.7	Oregon State	-did not play-			-did not play-					-did not play-				
S.14	at California	1	1	100.0	1	1	100.0	29	4	3	143	47.7	1	0
S.28	at Central Michigan	3	3	100.0	0	2	0.0	0	3	0	0	0.0	0	0
O.5	Hawai'i*													
O.12	at Wyoming*													
O.26	Washington State													
N.1	at Boise State*													
N.8	New Mexico*													
N.16	at UNLV*													
N.23	at Utah State*													
N.30	Air Force*													
2024 Totals		8	8	100.0	1	3	33.3	29	11	6	339	56.5	3	0
2023%		11	11	100.0	1	1	100.0	40	3	0	0	0.0	0	0
2022^		0	0	0.0	0	0	0.0	0	0	0	0	0.0	0	0
2021^		0	0	0.0	1	1	100.0	34	3	3	183	61.0	2	0
2020^		0	0	0.0	0	0	0.0	0	0	0	0	0.0	0	0
CAREER		19	19	100.0	3	5	60.0	40	17	9	522	58.0	5	0

*- Mountain West game. % - at Louisville. ^ at California.

2024 GAME-BY-GAME DEFENSIVE STATISTICS

#99 - Tupu Alualu - DL

Date	Opponent	U	A	T	TFL	SK	INT	PBU	FF	FR
A.31	Texas A&M-Comm.	1	0	1	0.0	0.0	0	0	0	0
S.7	Oregon State	0	2	2	0.0	0.0	0	0	0	0
S.14	at California	1	2	3	1.5	1.5	0	0	0	0
S.28	at Central Mich.	0	1	1	0.0	0.0	0	0	0	0
O.5	Hawai'i*									
O.12	at Wyoming*									
O.26	Washington St.									
N.1	at Boise State*									
N.8	New Mexico*									
N.16	at UNLV*									
N.23	at Utah State*									
N.30	Air Force*									
2024 Totals		2	5	7	1.5	1.5	0	0	0	0
2023		12	16	28	4.0	3.0	0	0	0	0
CAREER (16-12 GP-GS)		14	21	35	5.5	4.5	0	0	0	0

* - Mountain West game.

#42 - Brady Anderson - LB

Date	Opponent	U	A	T	TFL	SK	INT	PBU	FF	FR
A.31	Texas A&M-Comm.	2	0	2	1.0	1.0	0	0	0	0
S.7	Oregon State	1	0	1	0.0	0.0	0	0	0	0
S.14	at California	1	2	3	0.5	0.0	0	0	0	0
S.28	at Central Mich.	1	0	1	0.0	0.0	0	0	0	1
O.5	Hawai'i*									
O.12	at Wyoming*									
O.26	Washington St.									
N.1	at Boise State*									
N.8	New Mexico*									
N.16	at UNLV*									
N.23	at Utah State*									
N.30	Air Force*									
2024 Totals		5	2	7	1.5	1.0	0	0	0	1
2023		5	9	14	0.0	0.0	0	0	0	0
2022		1	0	1	0.0	0.0	0	0	0	0
2021		0	1	1	0.0	0.0	0	0	0	0
CAREER (31-1 GP-GS)		11	12	23	1.5	1.0	0	0	0	1

* - Mountain West game.

#31 - Jared Badie - EDGE

Date	Opponent	U	A	T	TFL	SK	INT	PBU	FF	FR
A.31	Texas A&M-Comm.	2	0	2	0.0	0.0	0	0	0	0
S.7	Oregon State	0	1	1	0.0	0.0	0	0	0	0
S.14	at California	-did not travel-								
S.28	at Central Mich.	-did not travel-								
O.5	Hawai'i*									
O.12	at Wyoming*									
O.26	Washington St.									
N.1	at Boise State*									
N.8	New Mexico*									
N.16	at UNLV*									
N.23	at Utah State*									
N.30	Air Force*									
2024 Totals		2	1	3	0.0	0.0	0	0	0	0
2023^		0	0	0	0.0	0.0	0	0	0	0
2022^		1	0	1	0.0	0.0	0	0	0	0
CAREER (9-0)		3	1	4	0.0	0.0	0	0	0	0

* - Mountain West game. ^ - at Illinois.

#90 - Sam Benjamin - DL

Date	Opponent	U	A	T	TFL	SK	INT	PBU	FF	FR
A.31	Texas A&M-Comm.	0	0	0	0.0	0.0	0	0	0	0
S.7	Oregon State	0	0	0	0.0	0.0	0	0	0	0
S.14	at California	0	0	0	0.0	0.0	0	0	0	0
S.28	at Central Mich.	1	0	1	0.0	0.0	0	0	0	0
O.5	Hawai'i*									
O.12	at Wyoming*									
O.26	Washington St.									
N.1	at Boise State*									
N.8	New Mexico*									
N.16	at UNLV*									
N.23	at Utah State*									
N.30	Air Force*									
2024 Totals		1	0	1	0.0	0.0	0	0	0	0
2023%		0	2	2	0.5	0.0	0	0	0	0
2022^		6	8	14	2.0	0.5	0	3	0	0
CAREER (22-4 GP-GS)		7	10	17	2.5	0.5	0	3	0	0

* - Mountain West game. % - at Idaho State. ^ - at Arizona State.

#6 - Eric Butler - S

Date	Opponent	U	A	T	TFL	SK	INT	PBU	FF	FR
A.31	Texas A&M-Comm.	7	0	7	0.0	0.0	0	1	0	0
S.7	Oregon State	3	0	3	0.0	0.0	0	0	0	0
S.14	at California	2	2	4	0.0	0.0	0	0	0	0
S.28	at Central Mich.	5	2	7	1.0	0.0	0	1	0	0
O.5	Hawai'i*									
O.12	at Wyoming*									
O.26	Washington St.									
N.1	at Boise State*									
N.8	New Mexico*									
N.16	at UNLV*									
N.23	at Utah State*									
N.30	Air Force*									
2024 Totals		17	4	21	1.0	0.0	0	2	0	0
2023		13	8	21	2.5	1.0	0	0	0	1
2022		3	4	7	0.0	0.0	0	0	0	0
CAREER (27-3 GP-GS)		33	16	49	3.5	1.0	0	2	0	1

* - Mountain West game.

#5 - Owen Chambliss - LB

Date	Opponent	U	A	T	TFL	SK	INT	PBU	FF	FR
A.31	Texas A&M-Comm.	0	2	2	0.0	0.0	0	0	0	0
S.7	Oregon State	4	3	7	0.0	0.0	0	0	0	0
S.14	at California	2	4	6	0.0	0.0	0	0	0	0
S.28	at Central Mich.	3	3	6	0.0	0.0	0	1	0	0
O.5	Hawai'i*									
O.12	at Wyoming*									
O.26	Washington St.									
N.1	at Boise State*									
N.8	New Mexico*									
N.16	at UNLV*									
N.23	at Utah State*									
N.30	Air Force*									
2024 Totals		9	12	21	0.0	0.0	0	1	0	0
2023		1	0	1	0.0	0.0	0	0	0	0
CAREER (8-4 GP-GS)		10	12	22	0.0	0.0	0	1	0	0

* - Mountain West game.

#40 - Krishna Clay - DL

Date	Opponent	U	A	T	TFL	SK	INT	PBU	FF	FR
A.31	Texas A&M-Comm.	0	2	2	1.0	0.5	0	0	0	1
S.7	Oregon State	5	0	5	0.0	0.0	0	0	0	0
S.14	at California	0	3	3	0.5	0.5	0	0	0	0
S.28	at Central Mich.	2	0	2	0.0	0.0	0	0	0	0
O.5	Hawai'i*									
O.12	at Wyoming*									
O.26	Washington St.									
N.1	at Boise State*									
N.8	New Mexico*									
N.16	at UNLV*									
N.23	at Utah State*									
N.30	Air Force*									
2024 Totals		7	5	12	1.5	1.0	0	0	0	1
CAREER (4-4 GP-GS)		7	5	12	1.5	1.0	0	0	0	1

* - Mountain West game.

#11 - JD Coffey III - S

Date	Opponent	U	A	T	TFL	SK	INT	PBU	FF	FR
A.31	Texas A&M-Comm.	1	1	2	0.0	0.0	1	0	0	0
S.7	Oregon State	3	1	4	0.0	0.0	0	0	0	0
S.14	at California	3	2	5	0.0	0.0	0	0	0	0
S.28	at Central Mich.	8	7	15	0.0	0.0	0	0	0	0
O.5	Hawai'i*									
O.12	at Wyoming*									
O.26	Washington St.									
N.1	at Boise State*									
N.8	New Mexico*									
N.16	at UNLV*									
N.23	at Utah State*									
N.30	Air Force*									
2024 Totals		15	11	26	0.0	0.0	1	0	0	0
2023		10	2	12	0.0	0.0	0	1	0	0
2022^		3	3	6	0.0	0.0	0	0	0	0
2021^		2	3	5	0.0	0.0	0	0	0	0
CAREER (26-2 GP-GS)		30	19	49	0.0	0.0	1	1	0	0

* - Mountain West game. ^ - at Texas.

2024 GAME-BY-GAME DEFENSIVE STATISTICS

#97 - Darrion Dalton - DL

Date	Opponent	U	A	T	TFL	SK	INT	PBU	FF	FR
A.31	Texas A&M-Comm.	-	-	-	-	-	-	-	-	-
S.7	Oregon State	2	1	3	0.0	0.0	0	0	0	0
S.14	at California	0	2	2	0.5	0.0	0	0	0	0
S.28	at Central Mich.	0	1	1	0.0	0.0	0	0	0	0
O.5	Hawai'i*									
O.12	at Wyoming*									
O.26	Washington St.									
N.1	at Boise State*									
N.8	New Mexico*									
N.16	at UNLV*									
N.23	at Utah State*									
N.30	Air Force*									
2024 Totals		2	4	6	0.5	0.0	0	0	0	0
2023		6	3	9	0.0	0.0	0	1	0	0
2022		0	0	0	0.0	0.0	0	0	0	0
CAREER (15-0 GP-GS)		8	7	15	0.5	0.0	0	1	0	0

* - Mountain West game.

#22 - Max Garrison - S

Date	Opponent	U	A	T	TFL	SK	INT	PBU	FF	FR
A.31	Texas A&M-Comm.	1	0	1	0.0	0.0	0	0	0	0
S.7	Oregon State	0	0	0	0.0	0.0	0	0	0	0
S.14	at California	0	0	0	0.0	0.0	0	0	0	0
S.28	at Central Mich.	0	0	0	0.0	0.0	0	0	0	0
O.5	Hawai'i*									
O.12	at Wyoming*									
O.26	Washington St.									
N.1	at Boise State*									
N.8	New Mexico*									
N.16	at UNLV*									
N.23	at Utah State*									
N.30	Air Force*									
2024 Totals		1	0	1	0.0	0.0	0	0	0	0
2023		2	0	2	0.0	0.0	0	0	0	0
2022		1	1	2	0.0	0.0	0	0	0	0
CAREER (20-0 GP-GS)		3	1	4	0.0	0.0	0	0	0	0

* - Mountain West game.

#96 - Ryan Henderson - EDGE

Date	Opponent	U	A	T	TFL	SK	INT	PBU	FF	FR
A.31	Texas A&M-Comm.	2	0	2	1.0	1.0	0	0	0	0
S.7	Oregon State	1	0	1	0.0	0.0	0	0	0	0
S.14	at California	1	1	2	0.0	0.0	0	0	0	0
S.28	at Central Mich.	0	1	1	0.0	0.0	0	0	0	0
O.5	Hawai'i*									
O.12	at Wyoming*									
O.26	Washington St.									
N.1	at Boise State*									
N.8	New Mexico*									
N.16	at UNLV*									
N.23	at Utah State*									
N.30	Air Force*									
2024 Totals		4	2	6	1.0	1.0	0	0	0	0
2023		3	5	8	1.0	1.0	0	0	1	1
CAREER (13-0 GP-GS)		7	7	14	2.0	2.0	0	0	1	1

* - Mountain West game.

#56 - DJ Herman - LB

Date	Opponent	U	A	T	TFL	SK	INT	PBU	FF	FR
A.31	Texas A&M-Comm.	0	1	1	0.0	0.0	0	0	0	0
S.7	Oregon State	0	1	1	0.0	0.0	0	0	0	0
S.14	at California	1	0	1	0.0	0.0	0	0	0	0
S.28	at Central Mich.	2	0	2	0.0	0.0	0	0	0	0
O.5	Hawai'i*									
O.12	at Wyoming*									
O.26	Washington St.									
N.1	at Boise State*									
N.8	New Mexico*									
N.16	at UNLV*									
N.23	at Utah State*									
N.30	Air Force*									
2024 Totals		3	2	5	0.0	0.0	0	0	0	0
2023		0	1	1	0.0	0.0	0	0	0	0
2022		2	1	3	0.0	0.0	0	0	0	0
CAREER (27-0 GP-GS)		5	4	9	0.0	0.0	0	0	0	0

* - Mountain West game.

#24 - Josh Hunter - S

Date	Opponent	U	A	T	TFL	SK	INT	PBU	FF	FR
A.31	Texas A&M-Comm.	5	0	5	0.0	0.0	0	0	0	0
S.7	Oregon State	1	0	1	1.0	0.0	0	0	0	0
S.14	at California	1	1	2	0.0	0.0	0	0	0	0
S.28	at Central Mich.	0	1	1	0.0	0.0	0	0	0	0
O.5	Hawai'i*									
O.12	at Wyoming*									
O.26	Washington St.									
N.1	at Boise State*									
N.8	New Mexico*									
N.16	at UNLV*									
N.23	at Utah State*									
N.30	Air Force*									
2024 Totals		7	2	9	1.0	0.0	0	0	0	0
2023		26	12	38	1.0	0.0	0	2	0	0
2022		1	0	1	0.0	0.0	0	0	0	0
CAREER (17-5 GP-GS)		34	14	48	2.0	0.0	0	2	0	0

* - Mountain West game.

#1 - Chris Johnson - CB

Date	Opponent	U	A	T	TFL	SK	INT	PBU	FF	FR
A.31	Texas A&M-Comm.	1	0	1	0.0	0.0	0	0	1	0
S.7	Oregon State	7	2	9	0.0	0.0	0	1	1	0
S.14	at California	2	2	4	0.0	0.0	0	1	0	0
S.28	at Central Mich.	3	3	6	0.0	0.0	0	1	1	0
O.5	Hawai'i*									
O.12	at Wyoming*									
O.26	Washington St.									
N.1	at Boise State*									
N.8	New Mexico*									
N.16	at UNLV*									
N.23	at Utah State*									
N.30	Air Force*									
2024 Totals		13	7	20	0.0	0.0	0	3	3	0
2023		15	15	30	0.0	0.0	1	2	1	0
2022		5	1	6	0.0	0.0	0	0	0	0
CAREER (28-4 GP-GS)		33	23	56	0.0	0.0	1	5	4	0

* - Mountain West game.

#33 - Ezekiel Larry - EDGE

Date	Opponent	U	A	T	TFL	SK	INT	PBU	FF	FR
A.31	Texas A&M-Comm.	1	0	1	0.0	0.0	0	0	0	0
S.7	Oregon State	0	0	0	0.0	0.0	0	0	0	0
S.14	at California	0	0	0	0.0	0.0	0	0	0	0
S.28	at Central Mich.	-	-	-	-	-	-	-	-	-
O.5	Hawai'i*									
O.12	at Wyoming*									
O.26	Washington St.									
N.1	at Boise State*									
N.8	New Mexico*									
N.16	at UNLV*									
N.23	at Utah State*									
N.30	Air Force*									
2024 Totals		1	0	1	0.0	0.0	0	0	0	0
2023[^]		10	3	13	7.0	6.0	0	1	0	0
CAREER (10-3 GP-GS)		11	3	14	7.0	6.0	0	1	0	0

* - Mountain West game. ^ - at Yale.

#21 - Tano Letuli - LB

Date	Opponent	U	A	T	TFL	SK	INT	PBU	FF	FR
A.31	Texas A&M-Comm.	5	3	8	0.5	0.0	0	0	0	1
O.7	Oregon State	5	2	7	0.0	0.0	0	0	0	0
S.14	at California	2	2	4	1.0	1.0	1	0	0	0
S.28	at Central Mich.	3	2	5	0.0	0.0	0	0	0	0
O.5	Hawai'i*									
O.12	at Wyoming*									
O.26	Washington St.									
N.1	at Boise State*									
N.8	New Mexico*									
N.16	at UNLV*									
N.23	at Utah State*									
N.30	Air Force*									
2024 Totals		15	9	24	1.5	1.0	1	0	0	1
2023[^]		7	5	12	0.0	0.0	0	0	0	0
CAREER (15-4 GP-GS)		22	14	36	1.5	1.0	1	0	0	1

* - Mountain West game. ^ - at Army.

2024 GAME-BY-GAME DEFENSIVE STATISTICS

#32 - Marlem Louis - EDGE

Date	Opponent	U	A	T	TFL	SK	INT	PBU	FF	FR
A.31	Texas A&M-Comm.	1	0	1	1.0	1.0	0	0	0	0
S.7	Oregon State	2	0	2	0.0	0.0	0	0	0	0
S.14	at California	0	2	2	0.5	0.5	0	0	0	0
S.28	at Central Mich.	0	1	1	0.0	0.0	0	0	0	0
O.5	Hawai'i*									
O.12	at Wyoming*									
O.26	Washington St.									
N.1	at Boise State*									
N.8	New Mexico*									
N.16	at UNLV*									
N.23	at Utah State*									
N.30	Air Force*									
2024 Totals		3	3	6	1.5	1.5	0	0	0	0
2023^		26	18	44	12.0	7.5	0	2	4	1
2022^		26	9	35	14.0	8.5	0	1	4	1
2021^		9	17	26	4.0	0.0	0	0	1	2
2020^		1	4	5	0.0	0.0	0	0	0	0
2019^		0	0	0	0.0	0.0	0	0	0	0
CAREER (48-29 GP-GS)		65	50	115	31.5	17.5	0	3	7	3

* - Mountain West game. ^ - at Richmond.

#17 - Deshawn McCuin - S

Date	Opponent	U	A	T	TFL	SK	INT	PBU	FF	FR
A.31	Texas A&M-Comm.	3	0	3	0.0	0.0	0	1	0	0
S.7	Oregon State	3	2	5	0.0	0.0	0	0	0	0
S.14	at California	2	0	2	0.0	0.0	0	0	0	0
S.28	at Central Mich.	1	2	3	1.0	0.0	0	2	0	0
O.5	Hawai'i*									
O.12	at Wyoming*									
O.26	Washington St.									
N.1	at Boise State*									
N.8	New Mexico*									
N.16	at UNLV*									
N.23	at Utah State*									
N.30	Air Force*									
2024 Totals		9	4	13	1.0	0.0	0	3	0	0
2023		9	4	13	1.5	0.5	1	2	0	0
2022^		8	2	10	0.0	0.0	0	1	0	0
2021^		0	1	1	0.0	0.0	1	0	0	0
2020^		5	1	6	0.0	0.0	0	0	0	0
2019^		1	0	1	0.0	0.0	0	0	0	0
CAREER (37-5 GP-GS)		32	12	44	2.5	0.5	2	6	0	0

* - Mountain West game. ^ - at TCU.

#27 - Jelani McLaughlin - S

Date	Opponent	U	A	T	TFL	SK	INT	PBU	FF	FR
A.31	Texas A&M-Comm.	1	0	1	0.0	0.0	0	0	0	0
S.7	Oregon State	0	0	0	0.0	0.0	0	0	0	0
S.14	at California	0	0	0	0.0	0.0	0	0	0	0
S.28	at Central Mich.	0	0	0	0.0	0.0	0	0	0	0
O.5	Hawai'i*									
O.12	at Wyoming*									
O.26	Washington St.									
N.1	at Boise State*									
N.8	New Mexico*									
N.16	at UNLV*									
N.23	at Utah State*									
N.30	Air Force*									
2024 Totals		1	0	1	0.0	0.0	0	0	0	0
CAREER (5-0 GP-GS)		1	0	1	0.0	0.0	0	0	0	0

* - Mountain West game.

#91 - Keion Mitchell - DL

Date	Opponent	U	A	T	TFL	SK	INT	PBU	FF	FR
A.31	Texas A&M-Comm.	0	0	0	0.0	0.0	0	0	0	0
S.7	Oregon State	0	0	0	0.0	0.0	0	0	0	0
S.14	at California	<i>-did not play-</i>								
S.28	at Central Mich.	0	0	0	0.0	0.0	0	0	0	0
O.5	Hawai'i*									
O.12	at Wyoming*									
O.26	Washington St.									
N.1	at Boise State*									
N.8	New Mexico*									
N.16	at UNLV*									
N.23	at Utah State*									
N.30	Air Force*									
2024 Totals		0	0	0	0.0	0.0	0	0	0	0
2023		5	4	9	1.0	1.0	0	0	0	0
2022		0	0	0	0.0	0.0	0	0	0	0
CAREER (15-0 GP-GS)		5	4	9	1.0	1.0	0	0	0	0

* - Mountain West game.

#58 - Cody Moon - LB

Date	Opponent	U	A	T	TFL	SK	INT	PBU	FF	FR
A.31	Texas A&M-Comm.	0	2	2	0.0	0.0	0	0	0	0
S.7	Oregon State	1	1	2	0.0	0.0	0	0	0	0
S.14	at California	1	1	2	0.0	0.0	0	0	0	0
S.28	at Central Mich.	0	0	0	0.0	0.0	0	0	0	0
O.5	Hawai'i*									
O.12	at Wyoming*									
O.26	Washington St.									
N.1	at Boise State*									
N.8	New Mexico*									
N.16	at UNLV*									
N.23	at Utah State*									
N.30	Air Force*									
2024 Totals		2	4	6	0.0	0.0	0	0	0	0
2023		29	37	66	1.0	0.0	0	2	0	0
2022^		42	63	105	9.5	4.5	0	4	1	1
2021^		27	17	44	1.5	0.5	1	1	0	1
CAREER (40-14 GP-GS)		99	120	219	12.0	5.0	1	7	1	2

* - Mountain West game. ^ - at New Mexico.

#44 - Kyle Moretti - LB

Date	Opponent	U	A	T	TFL	SK	INT	PBU	FF	FR
A.31	Texas A&M-Comm.	2	0	2	0.0	0.0	0	0	0	0
S.7	Oregon State	2	1	3	0.0	0.0	0	0	0	0
S.14	at California	1	5	6	0.0	0.0	0	0	0	0
S.28	at Central Mich.	0	3	3	0.0	0.0	0	0	0	0
O.5	Hawai'i*									
O.12	at Wyoming*									
O.26	Washington St.									
N.1	at Boise State*									
N.8	New Mexico*									
N.16	at UNLV*									
N.23	at Utah State*									
N.30	Air Force*									
2024 Totals		5	9	14	0.0	0.0	0	0	0	0
2023^		32	33	65	5.0	2.0	0	4	0	0
2022^		60	35	95	7.5	3.0	0	2	0	1
2021^		24	23	47	4.0	1.0	0	1	1	0
CAREER (38-22 GP-GS)		121	100	221	16.5	6.0	0	7	1	1

* - Mountain West game. ^ - at Central Michigan.

#93 - Brady Nassar - EDGE

Date	Opponent	U	A	T	TFL	SK	INT	PBU	FF	FR
A.31	Texas A&M-Comm.	1	0	1	0.0	0.0	0	0	0	0
S.7	Oregon State	0	0	0	0.0	0.0	0	0	0	0
S.14	at California	0	0	0	0.0	0.0	0	0	0	0
S.28	at Central Mich.	1	1	2	0.0	0.0	0	0	0	0
O.5	Hawai'i*									
O.12	at Wyoming*									
O.26	Washington St.									
N.1	at Boise State*									
N.8	New Mexico*									
N.16	at UNLV*									
N.23	at Utah State*									
N.30	Air Force*									
2024 Totals		2	1	3	0.0	0.0	0	0	0	0
2023		5	1	6	0.0	0.0	0	0	0	0
CAREER (14-2 GP-GS)		7	2	9	0.0	0.0	0	0	0	0

* - Mountain West game.

2024 GAME-BY-GAME DEFENSIVE STATISTICS

#7 - William Nimmo Jr. - S

Date	Opponent	U	A	T	TFL	SK	INT	PBU	FF	FR
A.31	Texas A&M-Comm.	2	0	2	0.0	0.0	0	0	0	0
S.7	Oregon State	0	2	2	0.0	0.0	0	0	0	0
S.14	at California	3	0	3	0.0	0.0	0	0	0	0
S.28	at Central Mich.	5	1	6	0.0	0.0	0	0	0	0
0.5	Hawai'i*									
0.12	at Wyoming*									
0.26	Washington St.									
N.1	at Boise State*									
N.8	New Mexico*									
N.16	at UNLV*									
N.23	at Utah State*									
N.30	Air Force*									
2024 Totals		10	3	13	0.0	0.0	0	0	0	0
2023^		11	10	21	2.0	0.0	0	0	0	0
2022^		7	3	10	0.0	0.0	0	1	0	0
2021^		1	0	1	0.0	0.0	0	0	0	0
2020^		3	2	5	0.0	0.0	0	0	0	0
CAREER (40-2 GP-GS)		32	18	50	2.0	0.0	0	1	0	0

* - Mountain West game. ^ - at UCLA.

#30 - Dominic Oliver - EDGE

Date	Opponent	U	A	T	TFL	SK	INT	PBU	FF	FR
A.31	Texas A&M-Comm.	0	2	2	0.0	0.0	0	0	0	0
S.7	Oregon State	1	0	1	0.0	0.0	0	0	0	0
S.14	at California	0	1	1	0.0	0.0	0	0	0	0
S.28	at Central Mich.	2	0	2	2.0	0.0	0	0	0	0
0.5	Hawai'i*									
0.12	at Wyoming*									
0.26	Washington St.									
N.1	at Boise State*									
N.8	New Mexico*									
N.16	at UNLV*									
N.23	at Utah State*									
N.30	Air Force*									
2024 Totals		3	3	6	2.0	0.0	0	0	0	0
2023		1	1	2	1.0	1.0	0	0	0	0
2022		1	0	1	0.0	0.0	0	0	0	0
CAREER (25-0 GP-GS)		5	4	9	3.0	1.0	0	0	0	0

* - Mountain West game. ^ - at Richmond.

#0 - Bryce Phillips - CB

Date	Opponent	U	A	T	TFL	SK	INT	PBU	FF	FR
A.31	Texas A&M-Comm.	2	0	2	1.0	0.0	0	0	0	0
S.7	Oregon State	3	1	4	1.0	0.0	0	0	0	0
S.14	at California	1	2	3	0.0	0.0	0	0	0	0
S.28	at Central Mich.	4	0	4	0.0	0.0	1	0	0	0
0.5	Hawai'i*									
0.12	at Wyoming*									
0.26	Washington St.									
N.1	at Boise State*									
N.8	New Mexico*									
N.16	at UNLV*									
N.23	at Utah State*									
N.30	Air Force*									
2024 Totals		10	3	13	2.0	0.0	1	0	0	0
2023^		20	13	33	5.0	0.0	1	9	0	0
2022^		27	8	35	1.0	0.0	0	10	0	0
CAREER (26-26 GP-GS)		57	24	81	7.0	0.0	2	19	0	0

* - Mountain West game. ^ - at Tennessee State.

#9 - Dalesean Staley - S

Date	Opponent	U	A	T	TFL	SK	INT	PBU	FF	FR
A.31	Texas A&M-Comm.	2	1	3	0.0	0.0	0	0	0	0
S.7	Oregon State	3	2	5	0.0	0.0	0	0	0	0
S.14	at California	3	1	4	0.0	0.0	0	0	0	0
S.28	at Central Mich.	-did not travel-								
0.5	Hawai'i*									
0.12	at Wyoming*									
0.26	Washington St.									
N.1	at Boise State*									
N.8	New Mexico*									
N.16	at UNLV*									
N.23	at Utah State*									
N.30	Air Force*									
2024 Totals		8	4	12	0.0	0.0	0	0	0	0
2023^		33	37	70	3.0	0.0	3	8	0	0
2022^		3	0	3	0.0	0.0	0	0	0	0
CAREER (17-14 GP-GS)		45	41	86	3.0	0.0	3	8	0	0

* - Mountain West game. ^ - at Northern Iowa.

#94 - Teivis Tuiloti - DL

Date	Opponent	U	A	T	TFL	SK	INT	PBU	FF	FR
A.31	Texas A&M-Comm.	1	1	2	1.0	1.0	0	0	0	0
S.7	Oregon State	0	1	1	0.0	0.0	0	0	0	0
S.14	at California	1	0	1	0.0	0.0	0	0	0	0
S.28	at Central Mich.	0	1	1	0.0	0.0	0	0	0	0
0.5	Hawai'i*									
0.12	at Wyoming*									
0.26	Washington St.									
N.1	at Boise State*									
N.8	New Mexico*									
N.16	at UNLV*									
N.23	at Utah State*									
N.30	Air Force*									
2024 Totals		2	3	5	1.0	1.0	0	0	0	0
2023%		played offensive line								
2022%		6	9	15	0.0	0.0	0	0	0	0
2021^		0	2	2	0.0	0.0	0	0	0	0
2020^		0	0	0	0.0	0.0	0	0	0	0
CAREER (28-2 GP-GS)		8	14	22	1.0	1.0	0	0	0	0

* - Mountain West game. % - at Colorado State. ^ - at Nevada.

#47 - Trey White - EDGE

Date	Opponent	U	A	T	TFL	SK	INT	PBU	FF	FR
A.31	Texas A&M-Comm.	3	2	5	1.5	0.5	0	0	1	0
S.7	Oregon State	4	0	4	0.0	0.0	0	0	0	0
S.14	at California	5	1	6	2.5	2.5	0	1	0	0
S.28	at Central Mich.	5	3	8	4.0	3.0	0	0	0	0
0.5	Hawai'i*									
0.12	at Wyoming*									
0.26	Washington St.									
N.1	at Boise State*									
N.8	New Mexico*									
N.16	at UNLV*									
N.23	at Utah State*									
N.30	Air Force*									
2024 Totals		17	6	23	8.0	6.0	0	1	1	0
2023		9	6	15	2.0	0.0	1	1	0	1
2022		1	0	1	0.0	0.0	0	0	0	0
CAREER (19-5 GP-GS)		27	12	39	10.0	6.5	1	2	1	1

* - Mountain West game.

#16 - Jelani Whitmore - CB

Date	Opponent	U	A	T	TFL	SK	INT	PBU	FF	FR
A.31	Texas A&M-Comm.	0	0	0	0.0	0.0	0	0	0	0
0.7	Oregon State	0	0	0	0.0	0.0	0	0	0	0
S.14	at California	1	0	1	0.0	0.0	0	1	0	0
S.28	at Central Mich.	0	1	1	0.0	0.0	0	1	0	0
0.5	Hawai'i*									
0.12	at Wyoming*									
0.26	Washington St.									
N.1	at Boise State*									
N.8	New Mexico*									
N.16	at UNLV*									
N.23	at Utah State*									
N.30	Air Force*									
2024 Totals		1	1	2	0.0	0.0	0	2	0	0
2023		0	0	0	0.0	0.0	0	0	0	0
2022		0	0	0	0.0	0.0	0	0	0	0
CAREER (16-5 GP-GS)		1	1	2	0.0	0.0	0	2	0	0

* - Mountain West game.

2024 SAN DIEGO STATE PARTICIPATION

PARTICIPATION CHART

No.	Name	TAMC	OSU	CAL	CMU	UH	WYO	WSU	BSU	UNM	UNLV	USU	AFA
76	ABDULLAH, Dean	X	X	-	-								
99	ALUALU, Tupu	X	X	X	X								
42	ANDERSON, Brady	X	X	X	X								
2	ARMSTEAD, Jaylon	X	X	X	-								
31	BADIE, Jared •	X	X	-	-								
15	BEASLEY, Tayvion •	X	X	X	X								
90	BENJAMIN, Sam §	GS (DL)	GS (DL)	GS (DL)	GS (DL)								
11	BENNETT, Nate §	GS (WR)	GS (WR)	GS (WR)	GS (WR)								
41	BERMAN, Jakson •	-	-	-	X								
78	BORJON, Joseph §	GS (LT)	-	-	-								
4	BROWN IV, Louis §	GS (WR)	GS (WR)	GS (WR)	GS (WR)								
55	BRYANT, Brayden §	GS (C)	GS (C)	GS (C)	GS (C)								
6	BUTLER, Eric §	GS (FS)	GS (FS)	X	GS (FS)								
5	CHAMBLISS, Owen §	GS (WILL)	GS (WILL)	GS (WILL)	GS (WILL)								
64	CHAVEZ, Tyson	X	-	-	-								
40	CLAY, Krishna §	GS (DL)	GS (DL)	GS (DL)	GS (DL)								
11	COFFEY III, JD	X	X	X	GS (R)								
15	COOPER, Marquez §	GS (RB)	GS (RB)	GS (RB)	GS (RB)								
45	CORNELIUS, Kodi •	-	-	-	X								
97	DALTON, Darrion	-	X	X	X								
29	DAVIS, Cam	-	-	-	X								
75	DIRKSEN, Ryan	-	-	X	X								
29	ESCANO, Arnold	X	X	X	X								
57	FUIMAONO, Saipale •	X	-	-	-								
88	GARRETSON, Gabe •	X	X	X	-								
22	GARRISON, Max	X	X	X	X								
92	GUCAKE, Malik •	X	-	X	X								
35	HAMLETT, Xavier •	X	X	X	X								
87	HARRISON, Michael •	X	X	X	X								
96	HENDERSON, Ryan	X	X	X	X								
56	HERMAN, DJ	X	X	X	X								
24	HUNTER, Josh	X	X	X	X								
1	JOHNSON, Chris §	GS (CB)	GS (CB)	GS (CB)	GS (CB)								
70	JONES, Christian	GS (LG)	GS (LT)	GS (LT)	GS (LT)								
33	LARRY, Ezekiel •	X	X	X	X								
21	LETULI, Tano §	GS (SAM)	GS (SAM)	GS (SAM)	GS (SAM)								
20	LOPEZ, Nick •	X	-	X	X								
32	LOUIS, Marlem •	X	X	GS (DL)	GS (DL)								
12	MAGEE, Jatavious	X	X	X	X								
85	McClure, Jerry •	-	-	-	X								
17	McCUIN, Deshawn	X	X	GS (STUD)	GS (STUD)								
27	McLAUGHLIN, Jelani	X	X	X	X								
65	McMAHAN, Tyler §	X	-	X	GS (RG)								
91	MITCHELL, Keion	X	X	-	X								
58	MOON, Cody	X	X	X	X								
44	MORETTI, Kyle •	X	X	X	X								
53	MURAO, Myles	X	GS (LG)	GS (LG)	-								
19	NAPIER, Jordan	X	X	X	X								
93	NASSAR, Brady §	GS (DL)	GS (DL)	X	X								
7	NIMMO Jr., William •	X	X	GS (FS)	X								
5	O'NEIL, Danny §	GS (QB)	GS (QB)	-	GS (QB)								
30	OLIVER, Dominic	X	X	X	X								
13	PASTULA, Tyler •	X	X	X	X								
0	PHILLIPS, Bryce §	GS (CB)	GS (CB)	GS (CB)	GS (CB)								
46	PLASCENCIA, Gabriel	X	X	-	X								
3	POKE, Ja'Shaun §	GS (WR)	GS (WR)	GS (WR)	GS (WR)								
83	SHAW, Mekhi	X	X	X	X								
68	SILVER, Ryan •	X	X	X	-								
9	STALEY, Dalesean §	GS (R)	GS (R)	GS (R)	-								
7	SUTTON, Lucky	X	-	X	-								
94	TUIOTI, Teivis §	GS (DL)	GS (DL)	X	X								
6	TUPOU'ATA-JOHNSON, Javance •	X	-	GS (QB)	-								
63	ULUGALU-MASEULI, Ross	GS (RG)	GS (RG)	GS (RG)	GS (LG)								
81	WELSH, Mikey	X	-	-	-								
47	WHITE, Trey	GS (DL)	GS (DL)	GS (DL)	GS (DL)								
16	WHITMORE, Jelani	X	X	X	X								
74	WILLIAMS, Nate §	GS (RT)	GS (RT)	GS (RT)	GS (RT)								
36	WILLIAMS, Prince •	X	-	-	-								
50	WINTERMEYER, Ryan	X	X	X	X								
18	WOLFE, Jude §	GS (TE)	GS (TE)	GS (TE)	GS (TE)								

§ - made first career San Diego State start this season. • - made first San Diego State appearance this season. Bold RED indicates a player who has started every game this season. Bold BLACK indicates a player has played in every game this season.

2024 SAN DIEGO STATE STARTERS/PARTICIPATION

OFFENSIVE STARTERS

Position	TAMC	OSU	CAL	CMU	UH	WYO	WSU	BSU	UNM	UNLV	USU	AFA
LT	Barjon	Jones	Jones	Jones								
LG	Jones	Murao	Murao	Ulugalu-Maseuli								
C	Bryant	Bryant	Bryant	Bryant								
RG	Ulugalu-Maseuli	Ulugalu-Maseuli	Ulugalu-Maseuli	McMahan								
RT	N. Williams	N. Williams	N. Williams	N. Williams								
TE	Wolfe	Wolfe	Wolfe	Wolfe								
QB	O'Neil	O'Neil	Tupou'ata-Johnson	O'Neil								
RB	Cooper	Cooper	Cooper	Cooper								
WR	Bennett	Bennett	Bennett	Bennett								
WR	Brown IV	Brown IV	Brown IV	Brown IV								
WR	Poke	Poke	Poke	Poke								

DEFENSIVE STARTERS

Position	TAMC	OSU	CAL	CMU	UH	WYO	WSU	BSU	UNM	UNLV	USU	AFA
DE	Nassar	Nassar	Louis	Louis								
DT	Benjamin	Benjamin	Benjamin	Benjamin								
DT	Clay	Clay	Clay	Clay								
DT	Tuiofi	Tuiofi										
DE	White	White	White	White								
SAM	Letuli	Letuli	Letuli	Letuli								
WILL	Chambliss	Chambliss	Chambliss	Chambliss								
CB	Johnson	Johnson	Johnson	Johnson								
FS	Butler	Butler	Nimmo	Butler								
STUD			McCuin	McCuin								
SS	Staley	Staley	Staley	Coffey								
CB	Phillips	Phillips	Phillips	Phillips								

SPECIALIST STARTERS

Position	TAMC	OSU	CAL	CMU	UH	WYO	WSU	BSU	UNM	UNLV	USU	AFA
KO	Plascencia	Plascencia	Lopez	Plascencia								
PK	Plascencia	-	Lopez	Lopez								
Holder	Pastula	-	Pastula	Pastula								
Punter	Pastula	Pastula	Pastula	Pastula								
LS	Wintermeyer	Wintermeyer	Wintermeyer	Wintermeyer								
KOR	Poke	Poke	Poke	Poke								
PR	Welsh	M. Shaw	M. Shaw	M. Shaw								

PARTICIPATION CHART

	TAMC	OSU	CAL	CMU	UH	WYO	WSU	BSU	UNM	UNLV	USU	AFA
Dressed	80	80	72	74								
Played	67	58	58	56								
Seniors	26	24	23	23								
Juniors	19	16	17	18								
Sophomores	15	13	13	10								
Freshman (RS/True)	7	5	5	5								
Started	22	22	22	22								
Seniors	8	7	10	10								
Juniors	7	8	6	8								
Sophomores	5	5	4	2								
Freshman (RS/True)	2	2	2	2								
Making SDSU Debut	30	0	1	3								
Making 1st SDSU Start	19	0	1	0								

CAREER START CHART (Offense/Defense)

Player, Pos.	Yr.	Career Starts	Consecutive Starts	2024	2023	Yearly Total	2022	2021	2020	2019
Marquez Cooper, RB	Sr.	45	36	4	12	12	13	4	-	-
Nate Bennett, WR	Sr.	35	4	4	9	11	11	0	-	-
Nate Williams, OL	Sr.	31	28	4	11	13	4	0	-	-
Marlem Louis, EDGE	Sr.*	29	2	2	13	10	4	0	RS	-
Bryce Phillips, CB	Sr.	26	26	4	11	11	JC	-	-	-
Kyle Moretti, LB	Sr.	22	0	0	9	12	1	-	-	-
Ja'Shaun Poke, WR	Sr.*	21	4	4	0	5	8	4	RS	-
Ross Ulugalu-Maseuli, OL	Jr.	20	4	4	10	6	RS	-	-	-
Brayden Bryant, OL	Sr.	14	4	4	0	10	-	-	-	-
Cody Moon, LB	Sr.	14	0	0	5	9	0	-	-	-
Dalesean Staley, S	So.	14	14	3	11	RS	-	-	-	-
Louis Brown IV, WR	Jr.	13	4	4	7	2	-	-	-	-
Kenan Christon, RB	Sr.*	13	0	0	10	0	0	0	3	-
Mekhi Shaw, WR	Sr.	13	0	0	7	5	1	RS	-	-
Tupu Alualu, DL	Sr.	12	12	0	12	JC	JC	-	-	-
Dean Abdullah, OL	Sr.	10	0	0	7	3	-	-	-	-
Christian Jones, OL	Jr.	10	4	4	6	0	RS	-	-	-
Myles Murao, OL	Jr.	8	2	2	6	0	RS	-	-	-
Michael Harrison, TE	Sr.	6	1	0	4	2	0	RS	-	-
Deshawn McCuin, S	Sr.*	5	2	2	2	0	1	0	RS	-
Josh Hunter, S	So.	5	5	0	5	RS	-	-	-	-
Trey White, EDGE	So.	5	5	4	1	RS	-	-	-	-
Jaylon Armstead, RB	Sr.	4	2	0	2	2	0	RS	-	-
Sam Benjamin, DL	Jr.	4	4	4	0	0	-	-	-	-

Player, Pos.	Yr.	Career Starts	Consecutive Starts	2024	2023	Yearly Total	2022	2021	2020	2019
Joseph Barjon, OL	Jr.	4	2	1	3	0	-	-	-	-
Krishna Clay, DL	So.	4	4	4	-	-	-	-	-	-
Chris Johnson, CB	Jr.	4	4	4	0	0	-	-	-	-
Tano Letuli, LB	So.	4	4	4	0	-	-	-	-	-
Jude Wolfe, TE	Sr.*	4	4	4	0	0	0	0	RS	-
Eric Butler, S	Jr.	3	1	3	0	0	-	-	-	-
Ezekiel Larry, EDGE	So.	3	0	0	3	RS	-	-	-	-
Danny O'Neil, QB	Fr.	3	1	3	-	-	-	-	-	-
Phillippe Wesley, WR	Jr.	3	0	0	3	0	RS	-	-	-
JD Coffey II, S	Sr.	2	1	1	1	0	0	-	-	-
Brady Nassar, EDGE	So.	2	0	2	0	-	-	-	-	-
William Nimmo Jr., S	Sr.*	2	1	1	1	0	0	0	-	-
Tevis Tuiofi, DL	Sr.	2	0	2	0	0	0	RS	-	-
Brady Anderson, LB	Jr.	1	0	0	1	RS	0	-	-	-
Cam Davis, RB	Jr.	1	0	0	1	0	RS	-	-	-

* - Utilizing extra year of eligibility offered by the NCAA due to COVID-19 pandemic

2024 MISCELLANEOUS STATISTICS

MISCELLANEOUS

Game	Coin Toss	KO/Receive	1st Off. Play	1st Off. Poss	1st Def. Poss.	Game Time	Game Length	Jersey	Pants	Result
A&M-Commerce	TAMUC won, def.	Receive	Cooper rush	Punt	TO on Downs	5:05 p.m. PT	3:21	Black	Black	W, 45-14
Oregon State	OSU won, def.	Receive	O'Neil pass (inc.)	Punt	Touchdown	7:37 p.m. PT	3:00	Black	Black	L, 0-21
at California	CAL won, rec.	KO	Cooper rush	Punt	Punt	7:35 p.m. PT	3:28	White	Black	L, 10-31
at Central Michigan	SDSU won, def.	KO	Cooper rush	TO on Downs	Field Goal	3:32 p.m. ET	3:32	White	Black	L, 21-22

AVERAGE STARTING FIELD POSITION

Category	San Diego State	Opponents
Drives Started	49	48
Cumulative Starting Yard Line	1,532	1,313
Average Field Position	Own 31.27	Own 27.35
Drives Started in Opponent Territory/Att. to Score	5/4	4/4
Scores/Touchdowns, Field Goals	1/1,1	3/2,1
Points	10	17
Drives Started Inside/At Own 25	13/14	12/10
Points Scored (TDs/FGs)	31 (4/1)	54 (7/2)

* - kick/punt returns for a touchdown not included. & - overtime possessions not included

SDSU OFFENSIVE POSSESSIONS (DEF/ST SCORES NOT INCLUDED)

Game	Poss.	TD	FG	MFG	Punt	TO	Clock	Downs	3&Out*	PPP^
A&M-Comm.++	11	4	1	1	3	0	0	2	2	2.45
Oregon State	12	0	0	0	8	1	2	0	5	0.00
at California	13	1	1	0	6	2	2	1	3	0.69
at Central Michigan	13	3	0	2	5	0	2	1	3	1.38

* - less if there is a turnover or end of half; must not have earned a first down or scored points. + - indicates team scored a non-offensive touchdown. & - overtime possession included. # - possession/turnover not included when offense never had ball (turnover on special teams). ^ - PATs/2-pt. not included. • - also includes free kick after a safety. @ - safety included

OPPONENT OFFENSIVE POSSESSIONS (DEF/ST SCORES NOT INCLUDED)

Game	Poss.	TD	FG	MFG	Punt	TO	Clock	Downs	3&Out*	PPP^
A&M-Commerce	13	2	0	0	6	3	1	1	4	0.46
Oregon State	11	3	0	2	5	0	0	0	1	1.64
at California	13	4	1	1	3	1	0	1	2	2.08
at Central Michigan	11	2	3	0	5	1	0	0	1	1.91

* - less if there is a turnover or end of half; must not have earned a first down or scored points. + - indicates team scored a non-offensive touchdown. & - overtime possession included. # - possession/turnover not included when offense never had ball (turnover on special teams). ^ - PATs/2-pt. not included. • - also includes free kick after a safety.

DRIVE ANALYSIS

Game	SDSU		OPPONENT	
	TD	FG	TD	FG
A&M-Commerce	6 [^]	1	2	0
Oregon State	0	0	3	0
at California	1	1	4	1
at Central Michigan	3	0	2	3
TOTALS	10	2	11	4

^ - indicates team scored a non-offensive touchdown. & - overtime drives included

GAME-OPENING DRIVE

Game	SDSU			OPPONENT		
	Pts.	FD	Yds.	Pts.	FD	Yds.
A&M-Commerce	0	0	-9 [^]	0	1	18
Oregon State	0	0	6 [^]	7	3	53
at California	0	1	20	0	0	3
at Central Michigan	0	3	46	3	1	61
TOTALS	0	4	63	10	5	135
AVERAGES	0.0	1.0	15.8	2.5	1.3	33.8

^ - indicates possession ended in a 3-and-out

OPENING SECOND-HALF DRIVE

Game	SDSU			OPPONENT		
	Pts.	FD	Yds.	Pts.	FD	Yds.
A&M-Commerce	7	1	66	0	1 ^p	3
Oregon State	0	0	4 [^]	0	1	16
at California	0	0	9 [^]	7	2	85
at Central Michigan	0	0	7 [^]	7	4 ^p	77
TOTALS	7	1	86	14	8	181
AVERAGES	1.8	0.3	21.5	3.5	2.0	45.3

^ - indicates possession ended in a 3-and-out. ^p - indicates first down gained by penalty.

2024 MISCELLANEOUS STATISTICS

SDSU SCORING DRIVES

Opponent	Plays	Drive Yds.	TOP	Type Of Score	Qtr/Time	Drive Start	Scoring Play
A&M-Comm.	16	48	5:27	FG	1st/0:28	SDSU21	Plascencia 50-yd field goal
	6	66	1:54	TD	3rd/11:34	SDSU34	Cooper 47-yd run
	3	62	0:44	TD	3rd/6:36	SDSU38	Brown 44-yd pass f/O'Neil
	7	95	2:17	TD	4th/14:55	SDSU5	Cooper 7-yd run
	7	79	4:28	TD	4th/6:57	SDSU21	Napier 8-yd pass f/O'Neil
Oregon State	N/A						
at California	8	29	3:40	FG	1st/5:42	CAL40	Lopez 29-yd field goal
	7	75	2:28	TD	4th/111:05	SDSU25	Napier 40-yd pass f/Tupou'ata-Johnson
at Central Mich.	6	75	1:56	TD	1st/6:13	SDSU25	Cooper 3-yd run
	4	17	1:07	TD	2nd/12:43	CMU17	Wolfe 5-yd pass f/O'Neil
	3	73	0:53	TD	2nd/3:30	SDSU27	Wolfe 26-yd pass f/O'Neil

OPPONENT SCORING DRIVES

Opponent	Plays	Drive Yds.	TOP	Type Of Score	Qtr/Time	Drive Start	Scoring Play
A&M-Comm.	10	75	4:08	TD	2nd/0:59	AMC25	Oakmon 1-yd run
	8	65	4:18	TD	3rd/2:17	AMC35	Allison 6-yd pass f/Rodriguez
Oregon State	5	53	1:53	TD	1st/11:47	OSU47	Griffin 16-yd run
	13	98	8:04	TD	4th/14:53	OSU2	Hankerson 15-yd run
	5	42	2:58	TD	4th/4:36	SDSU42	Coufield 21-yd pass f/McCoy
at California	7	69	3:17	TD	1st/2:25	CAL31	Mendoza 8-yd run
	8	85	3:55	TD	3rd/9:36	CAL15	Calloway 7-yd run
	13	90	5:37	TD	3rd/1:30	CAL10	Dyches 20-yd pass f/Mendoza
	5	-5	1:50	FG	4th/13:33	SDSU25	Coe 48-yd field goal
	3	75	1:17	TD	4th/9:48	CAL25	Hunter 15-yd pass f/Mendoza
at Central Mich.	6	61	2:28	FG	1st/12:26	CMU32	Mattson 25-yd field goal
	12	75	5:42	TD	1st/0:31	CMU25	Lukes 8-yd pass f/Labas
	12	59	3:04	FG	2nd/0:26	CMU25	Mattson 34-yd field goal
	15	77	5:52	TD	3rd/5:52	CMU23	Harris 1-yd run
	15	52	1:51	FG	4th/0:05	CMU20	Mattson 46-yd field goal

2024 MISCELLANEOUS STATISTICS

	San Diego State	Opponents
TOTAL SCORE	76	88
Time Spent in the Lead (<i>Tied 24:23</i>)	82:42	127:41
Total Plays - Yards	255-1,287	296-1,525
Plus Territory: Plays-Yards	99-468	135-580
Drives with Plays in Plus Territory (<i>OT not included</i>)	24-of-49	26-of-48
First Down Plays/Yards	106/505	121/564
Average on First Down	4.76	4.66
Rushes-Yards (Avg.)	62-290 (4.7)	75-368 (4.9)
Passes-Yards (Avg.)	43-215 (5.0)	42-196 (4.7)
First Down Sacked-Yards (recorded as a rush)	4-(-18)	5-(-20)
First Down Penalties by Opponent-Yards	6-49	7-69
First Down Penalties by Offense-Yards	14-115	9-65
First Downs Made	22	22
First Down Turnovers	2	2
First Down Touchdowns	3	4
Third Down Efficiency (Pct.)	20-58 (34.5)	26-65 (40.0)
Rushing (Pct.)	8-17 (47.1)	14-26 (53.8)
Passing (Pct.)	12-38 (31.6)	11-36 (30.6)
Third Down Sacked-Yards (recorded as a rush)	3-(-28)	4-(-23)
Conversion Penalties	2	2
Third Down Penalties by Opponent-Yards	2-22	2-30
Third Down Penalties by Offense-Yards	4-25	3-20
Yards Gained	391	394
Average Yards Gained/Att.	6.74	6.06
3rd & Long (9 or more yards)	10-58 (17.24)	11-49 (22.45)
3rd & Short (4 or fewer yards)	11-14 (78.57)	17-25 (68.00)
Third Down Turnovers	1	1
Third Down Touchdowns	1	1
Fourth Down Efficiency (yards)	4-10 (31)	7-12 (68)
Three and Outs or Less (Must Have Earned 1st Down or Scored)	13	12
Opponent Turnovers-Points (per Turnover)	6-28 (4.7)	3-7 (2.3)
* - indicates an additional turnover gained in overtime		
Scores-Times in the Red Zone (Points)	5-9 (31)	12-13 (75)
Plays-Yards	26-36	32-153
Third Down Efficiency	0-5	1-7
Scores-Times in Goal to Go (Points)	4-6 (28)	6-6 (37)
Plays-Yards	11-29	15-35
Explosive Plays (20-Plus Yards)	17	13
Rushing	5	4
Passing	12	9
Yards by Quarter:		
First	284	373
Second	353	371
Third	328	434
Fourth	322	347

FIRST DOWNS EARNED

Name	Pass	Receive	Rush	Total
Armstead	0	1	1	2
Bennett	0	2	0	2
Brown IV	0	10	0	10
Chambliss	0	1	0	1
Cooper	0	2	22	24
Davis	0	0	1	1
Harrison	0	2	0	2
O'Neil	24	0	2	26
Napier	0	2	0	2
Pastula	1	0	0	1
Poke	0	6	0	6
Tupou'ata-Johnson	6	0	0	6
Wolfe	0	4	0	4
TOTALS	30	30	26	56

2024 MISCELLANEOUS STATISTICS

RESULT OF SAN DIEGO STATE TURNOVERS

Opponent	Qtr.	Turnover (Player)	Defender	Led To	Pts.*
Oregon State	3	Fumble (O'Neil)	Kane (FF), Taylor (FR)	Touchdown	7
at California	2	Interception (Tupou'ata-Johnson)	Williams (INT)	Missed FG	0
	4	Interception (Tupou'ata-Johnson)	Harris (INT)	TO on Downs	0

San Diego State's 3 turnover resulted in 7 points for its opponents.
+ - indicates turnover was gained in overtime

RESULT OF OPPONENT TURNOVERS

Opponent	Qtr.	Turnover (Player)	Defender	Led To	Pts.*
A&M-Comm.	2	Fumble (Wilson)	Johnson (FF), Clay (FR)	Punt	0
	3	Fumble (Rodriguez)	White (FF), Letuli (FR)	Touchdown	6
	4	Interception (Rodriguez)	Coffey (INT)	Touchdown	7
at California	2	Interception (Mendoza)	Letuli (INT)	Punt	0
at Central Mich.	2	Fumble (Kent)	Johnson (FF), Anderson (FR)	Touchdown	7

Opponent's 5 turnovers resulted in 20 points for San Diego State
+ - indicates turnover was gained in overtime

TURNOVER ANALYSIS

	TO	Opp. Pts.	TD/FG	Pts./TO*
San Diego State	3	7	1/0	2.33
Opponent	5	20	3/0	4.00

+ - indicates an additional turnover was lost in overtime

TURNOVERS LOST

Name	TO's Lost	Fum.	Int.	Points	^PPT
Danny O'Neil	1	1	0	7	7.0
Javance Tupou'ata Johnson	2	0	2	0	0.0
TOTALS	3	1	2	7	2.33

TO'S Lost - turnovers lost. Fum. - fumbles lost. Int. - Interceptions thrown. Points - points scored by the opponent after a turnover. ^PPT - points per turnover scored by the opponent (does not include turnovers gained in overtime). NOTE: Total turnovers equals FUM and INT.

TURNOVERS GAINED

Name	#TAPO	FF	FR	Int.	Points	^PPT
Anderson	1	0	1	0	3.5	3.5
Clay	1	0	1	0	0	0.00
Coffey	1	0	0	1	7	7.00
Johnson	2	2	0	0	3.5	1.75
Letuli	2	0	1	1	3.5	1.75
White	1	1	0	0	3.5	3.50
TOTALS	6	2	2	2	13	4.33

#TAPO - turnovers a part of (FF, FR, Int.). FF - forced fumbles, FR - fumbles recovered. Int. - Interceptions. Points - points scored off an opponent's turnover (NOTE: fumbles forced and fumbles recovered are each awarded half the points for SDSU's score ex.: a touchdown and PAT after a fumble gives each player 3.50 points). ^PPT - points per turnover scored by SDSU (+ - indicates an additional turnover was gained in overtime. * - total turnovers equals FR and Int.)

2024 MISCELLANEOUS STATISTICS

SAN DIEGO STATE BIG OFFENSIVE PLAYS (20+ YARDS) (11 overall)

Game	Player	Type	Down & Dist.	Yards
A&M-Commerce (7)	O'Neil/Brown IV	Pass	2nd & 4	39
	Cooper	Rush	3rd & 2	47
	O'Neil/Brown IV	Pass	1st & 10	44
	Cooper	Rush	1st & 10	38
	O'Neil/Napier	Pass	3rd & 4	29
	O'Neil	Rush	1st & 10	28
Oregon State (2)	Cooper	Rush	2nd & 6	28
	O'Neil/Cooper	Pass	3rd & 12	21
Oregon State (2)	O'Neil/Brown IV	Pass	1st & 10	35
	Tupou'ata-Johnson/Poke	Pass	1st & 10	20
at California (2)	Tupou'ata-Johnson/Napier	Pass	3rd & 4	40
at Central Mich. (5)	O'Neil/Bennett	Pass	3rd & 8	34
	O'Neil/Brown IV	Pass	2nd & 17	43
	Cooper	Rush	1st & 10	47
	O'Neil/Wolfe	Pass	2nd & 10	26
	O'Neil/Brown IV	Pass	2nd & 9	41

RED indicates touchdown scored on the play

OPPONENT BIG OFFENSIVE PLAYS (20+ YARDS) (10 overall)

Game	Player	Type	Down & Dist.	Yards
A&M-Commerce (2)	Rodriguez/Bilbo	Pass	3rd & 4	27
	Oakmon	Rush	1st & 10	24
Oregon State (3)	Johnson	Rush	1st & 10	23
	McCoy/Walker	Pass	3rd & 11	41
	McCoy/Caufield	Pass	3rd & 3	21
at California (5)	Thomas	Rush	2nd & 6	37
	Thomas	Rush	3rd & 1	57
	Mendoza/Grizzell	Pass	3rd & 10	21
	Mendoza/Dyches	Pass	1st & 10	20
at Central Mich. (3)	Calloway	Rush	2nd & 10	60
	Labas/Harris	Pass	2nd & 10	60
	Chapeau/Whiteside	Pass	4th & 3	23
	Labas/Lukes	Pass	2nd & 8	43

RED indicates touchdown scored on the play

SAN DIEGO STATE BIG OFFENSIVE PLAYS (20+ YARDS)

Name	Total	Rushing	Receiving	20-29	30-39	40-49	50-59	60-69	70-79	80-89	90-99
Nate Bennett, WR	1		1		1						
Louis Brown IV, WR	3		3			3					
Marquez Cooper, RB	4	4		1	1	2					
Jordan Napier, WR	2		2	1		1					
Danny O'Neil, QB	1	1		1							
Ja'Shaun Poke, WR	1		1	1							
Jude Wolfe, TE	1		1	1							
SDSU TOTALS	13	5	8	5	2	6					
OPPONENT	10	4	6	5	1	1	1	2			

2024 MISCELLANEOUS STATISTICS

SEASON HIGHS

POINTS SCORED

12, Marquez Cooper vs. A&M-Commerce (Aug. 31)
12, Jude Wolfe at Central Michigan (Sept. 28)
6, 6x, last: Marquez Cooper at CMU (Sept. 28)

TOUCHDOWNS SCORED

2, Marquez Cooper vs. A&M-Commerce (Aug. 31)
2, Jude Wolfe at Central Michigan (Sept. 28)
1, 6x, last: Marquez Cooper at CMU (Sept. 28)

MOST RUSHING ATTEMPTS

34, Marquez Cooper at Central Michigan (Sept. 28)
27, Marquez Cooper vs. A&M-Commerce (Aug. 31)
22, Marquez Cooper at California (Sept. 14)
13, Marquez Cooper vs. Oregon State (Sept. 7)
9, Danny O'Neil at Central Michigan (Sept. 28)

MOST RUSHING YARDS

223, Marquez Cooper vs. A&M-Commerce (Aug. 31)
111, Marquez Cooper at Central Michigan (Sept. 28)
87, Marquez Cooper at California (Sept. 14)
53, Marquez Cooper vs. Oregon State (Sept. 7)
18, Danny O'Neil vs. A&M-Commerce (Aug. 31)

MOST RUSHING TOUCHDOWNS

2, Marquez Cooper vs. A&M-Commerce (Aug. 31)
1, Marquez Cooper at Central Michigan (Sept. 28)

LONGEST RUSH

47, Marquez Cooper vs. A&M-Commerce (Aug. 31)
47, Marquez Cooper at Central Michigan (Sept. 28)
38, Marquez Cooper vs. A&M-Commerce (Aug. 31)
28, Marquez Cooper vs. A&M-Commerce (Aug. 31)

MOST PASSING ATTEMPTS

33, Danny O'Neil vs. A&M-Commerce (Aug. 31)
29, J. Tupou'ata-Johnson at California (Sept. 14)
24, Danny O'Neil vs. Oregon State (Sept. 7)
23, Danny O'Neil at Central Michigan (Sept. 28)

MOST PASSING COMPLETIONS

22, Danny O'Neil vs. A&M-Commerce (Aug. 31)
14, Danny O'Neil at Central Michigan (Sept. 28)
13, J. Tupou'ata-Johnson at California (Sept. 14)
11, Danny O'Neil vs. Oregon State (Sept. 7)

MOST PASSING YARDS

246, Danny O'Neil at Central Michigan (Sept. 28)
214, Danny O'Neil vs. A&M-Commerce (Aug. 31)
156, J. Tupou'ata-Johnson at California (Sept. 14)
107, Danny O'Neil vs. Oregon State (Sept. 7)

MOST PASSING TOUCHDOWNS

2, Danny O'Neil vs. A&M-Commerce (Aug. 31)
2, Danny O'Neil at Central Michigan (Sept. 28)
1, J. Tupou'ata-Johnson at California (Sept. 14)

LONGEST PASS

44, Danny O'Neil vs. A&M-Commerce (Aug. 31)
43, Danny O'Neil at Central Michigan (Sept. 28)
41, Danny O'Neil at Central Michigan (Sept. 28)
40, J. Tupou'ata-Johnson at California (Sept. 14)
39, Danny O'Neil vs. A&M-Commerce (Aug. 31)

MOST RECEPTIONS

8, Louis Brown IV at Central Michigan (Sept. 28)
6, Ja'Shaun Poke vs. A&M-Commerce (Aug. 31)
3, 9x, last: Jude Wolfe at Central Michigan (Sept. 28)

MOST RECEIVING YARDS

149, Louis Brown IV at Central Michigan (Sept. 28)
91, Louis Brown IV vs. A&M-Commerce (Aug. 31)
53, Jordan Napier at California (Sept. 14)
45, Louis Brown IV vs. Oregon State (Sept. 7)
40, 2x, last: Jude Wolfe at CMU (Sept. 28)

MOST RECEIVING TOUCHDOWNS

2, Jude Wolfe at Central Michigan (Sept. 28)
1, Louis Brown IV vs. A&M-Commerce (Aug. 31)
1, Jordan Napier vs. A&M-Commerce (Aug. 31)
1, Jordan Napier at California (Sept. 14)

LONGEST RECEPTION

44, Louis Brown IV vs. A&M-Commerce (Aug. 31)
43, Danny O'Neil at Central Michigan (Sept. 28)
41, Danny O'Neil at Central Michigan (Sept. 28)
40, Jordan Napier at California (Sept. 14)
39, Louis Brown IV vs. A&M-Commerce (Aug. 31)

MOST FIELD GOALS

1, Gabriel Plascencia vs. A&M-Commerce (Aug. 31)
1, Nick Lopez at California (Sept. 14)

LONGEST FIELD GOAL

50, Gabriel Plascencia vs. A&M-Commerce (Aug. 31)
29, Nick Lopez at California (Sept. 14)

MOST PUNTS

7, Tyler Pastula vs. Oregon State (Sept. 7)
6, Tyler Pastula at California (Sept. 14)
5, Tyler Pastula at Central Michigan (Sept. 28)
3, Tyler Pastula vs. A&M-Commerce (Aug. 31)

HIGHEST PUNTING AVERAGE

48.6, Tyler Pastula vs. Oregon State (Sept. 7)
47.2, Tyler Pastula at Central Michigan (Sept. 28)
45.7, Tyler Pastula at California (Sept. 14)
36.7, Tyler Pastula vs. A&M-Commerce (Aug. 31)

LONGEST PUNT

63, Tyler Pastula vs. Oregon State (Sept. 7)
55, Tyler Pastula vs. Oregon State (Sept. 7)
52, Tyler Pastula vs. Oregon State (Sept. 7)
52, Tyler Pastula at Central Michigan (Sept. 28)
51, Tyler Pastula at California (Sept. 14)

LONGEST PUNT RETURN

6, Mekhi Shaw at California (Sept. 14)
5, Mekhi Shaw vs. Oregon State (Sept. 7)
3, Mikey Welsh vs. A&M-Commerce (Aug. 31)

MOST PUNT RETURN YARDS

5, Mekhi Shaw vs. Oregon State (Sept. 7)
3, Mikey Welsh vs. A&M-Commerce (Aug. 31)

LONGEST KICKOFF RETURN

44, Ja'Shaun Poke vs. A&M-Commerce (Aug. 31)
11, Ja'Shaun Poke at California (Sept. 14)

MOST KICKOFF RETURN YARDS

46, Ja'Shaun Poke vs. A&M-Commerce (Aug. 31)
11, Ja'Shaun Poke at California (Sept. 14)

MOST ALL-PURPOSE YARDS

233, Marquez Cooper vs. A&M-Commerce (Aug. 31)
149, Louis Brown IV at Central Michigan (Sept. 28)
111, Marquez Cooper at Central Michigan (Sept. 28)
91, Louis Brown IV vs. A&M-Commerce (Aug. 31)
88, Marquez Cooper at California (Sept. 14)

MOST TACKLES

15, JD Coffey III at Central Michigan (Sept. 28)
9, Chris Johnson vs. Oregon State (Sept. 7)
8, Tano Letuli vs. A&M-Commerce (Aug. 31)
8, Trey White at Central Michigan (Sept. 28)
7, 3x, last: Eric Bulter at Central Michigan (Sept. 28)

MOST SACKS

3.0, Trey White at Central Michigan (Sept. 28)
2.5, Trey White at California (Sept. 14)
1.5, Tupu Alualu at California (Sept. 14)
1.0, Brady Anderson vs. A&M-Commerce (Aug. 31)
1.0, Ryan Henderson vs. A&M-Commerce (Aug. 31)
1.0, Marlem Louis vs. A&M-Commerce (Aug. 31)
1.0, Tano Letuli at California (Sept. 14)

MOST TACKLES FOR LOSS

4.0, Trey White at Central Michigan (Sept. 28)
2.5, Trey White at California (Sept. 14)
1.5, Trey White vs. A&M-Commerce (Aug. 31)
1.5, Tupu Alualu at California (Sept. 14)

MOST INTERCEPTIONS

1, JD Coffey III vs. A&M-Commerce (Aug. 31)
1, Tano Letuli at California (Sept. 14)
1, Bryce Phillips at Central Michigan (Sept. 28)

LONGEST INTERCEPTION RETURN

68, Bryce Phillips at Central Michigan (Sept. 28)
45, JD Coffey III vs. A&M-Commerce (Aug. 31)

20, Tano Letuli at California (Sept. 14)

RED indicates touchdown scored on play

THIRD DOWN EFFICIENCY ANALYSIS

	Total	Pct.	1	2	3	4	5	6	7	8	9	10	11+	Longest Converted
SAN DIEGO STATE	20-58	34.48	1-1	2-2	2-2	3-6	1-5	1-5	1-2	3-7	1-3	0-2	2-19	3rd & 12 vs. OSU
OPPONENTS	26-65	40.00	8-10	1-4	5-5	4-6	1-4	2-7	0-3	1-5	0-2	4-8	1-10	3rd & 11 vs. OSU

GOAL TO GO

	No.	Score	TD	FG	MFG	Downs	TOs	Half	Game	Points^	PPP
SAN DIEGO STATE	5	4	4	0	0	0	1	0	0	24	4.80
OPPONENTS	6	6	5	1	0	0	0	0	0	33	5.50

^ - does not include PAT. PPP - points per possession

PUNT ANALYSIS

	Punts	Yards	Avg.	TB	Returns	Yards	Avg.	Net Avg.	Pct. Not Returned	In 20	In 10	In 5	Opp. Territory No.	Yds.	Adj. 50 & Out No.	Avg.
Tyler Pastula	21	960	45.7	4	7	48	6.9	30.6	66.67	7	3	1	4	172	17	46.4
TEAM (blocked punts)	1	4	4.0	0	0	0	0	0	0.00	0	0	0	0	0	0	0.0
TOTAL	22	964	43.8	4	7	48	6.9	30.6	66.67	7	3	1	4	172	17	46.4
OPPONENTS	19	740	38.9	1	7	6	0.9	37.6	63.16	4	1	0	2	60	17	40.0

Returns - times the opponent returned a punt. Yards - yards for the returned punts. Avg. - yards per returned punt. Pct. Not Returned - percent of punts that were not returned. In 20 - inside the 20. In 10 - inside the 10. In 5 - inside the 5. Opp. Territory - number and yards of punts inside opponents territory. Adj. 50 & Out - punt average excluding punts inside opponents territory.

KICKOFF ANALYSIS

	Total	RET	FC	MUF	NA	TB	In 20	In 25	OB	OnS	Squib	Total YL	Return YL	AFP	AFP w/R
Gabriel Plascencia	10	5	1	0	0	3	1	2	1	0	0	268	133	26.80	26.6
Nick Lopez	6	2	1	1	3	3	0	1	0	0	0	157	52	26.17	26.0
TOTAL	16	7	2	1	3	6	1	3	1	0	0	425	185	26.56	26.4
OPPONENTS	19	5	0	1	5	13	3	3	1	0	0	469	109	24.68	21.8

Does not include penalties. RET - no. of returns. FC - fair catch. MUF - muffed. NA - no attempt at a return. TB - touchback. In 20 - inside 20. In 25 - inside 25. OB out of bounds. OnS - onsides (does not count for AFP or AFP w/R). Squib - squibs. Total YL - opponent total yard line. Return YL - opponent total yard line on returns. AFP - average field position on kickoffs. AFP w/R - average position on returned kickoffs

LAST TIME IT HAPPENED

TEAM

Scored, 60 or More Points
Scored, 50 or More Points
Scored, 40 or More Points
Scored, 30 or More Points

Total Offense, 600 Yards or More
Total Offense, 500 Yards or More
Total Offense, 400 Yards or More

Total Offense, 85 or More Plays
Total Offense, 75 or More Plays
30 or More First Downs
25 or More First Downs

Two-Point Conversion

Rushing, 500 Yards or More
Rushing, 400 Yards or More
Rushing, 300 Yards or More
Rushing, 80 or More Attempts
Rushing, 70 or More Attempts
Rushing, 60 or More Attempts
Rushing, 50 or More Attempts
Rushing, 7 or More Touchdowns
Rushing, 6 or More Touchdowns
Rushing, 5 or More Touchdowns
Rushing, 4 or More Touchdowns

Passing, 500 Yards or More
Passing, 400 Yards or More
Passing, 300 Yards or More
Passing, 50 or More Attempts
Passing, 40 or More Attempts
Passing, 30 or More Attempts
Passing, 30 or More Completions
Passing, 25 or More Completions
Passing, 20 or More Completions
Passing, 6 or More Touchdowns
Passing, 5 or More Touchdowns

Shut Out
Shut Out Through 3 Quarters
Shut Out Through Halftime
Shut Out Through 1 Quarter

Recorded a Safety
Allowed No Offensive Touchdowns

Allowed 200 Yards or Less Total Offense
Allowed 100 Yards or Less Total Offense

Allowed 50 Yards or Less Rushing
Allowed 100 Yards or Less Rushing
Allowed 100 Yards or Less Passing

Allowed 10 First Downs or Fewer

Did Not Commit a Turnover
Recorded 6 or More Turnovers
Recorded 5 or More Turnovers
Intercepted 5 or More Passes
Intercepted 4 or More Passes
Intercepted 3 or More Passes
Recovered 4 Fumbles
Recovered 3 Fumbles

San Diego State

Nov. 3, 1990 vs. Utah (66)
Nov. 4, 2017 at San José State* (52)
Aug. 31, 2024 vs. A&M-Commerce (45)
Aug. 31, 2024 vs. A&M-Commerce (45)

Nov. 4, 2017 at San José State* (648)
Oct. 31, 2020 at Utah State* (570)
Aug. 31, 2024 vs. A&M-Commerce (468)

Oct. 26, 2013 vs. No. 15 Fresno State* (87)
Nov. 25, 2023 vs. Fresno State* (79)
Dec. 21, 2021 vs. No. 24/25 UTSA (31)
Dec. 21, 2021 vs. No. 24/25 UTSA (31)

Aug. 31, 2024 vs. A&M-Commerce

Nov. 4, 2017 at San José State* (554)
Oct. 31, 2020 at Utah State* (407)
Sept. 2, 2023 vs. Idaho State (302)
Has not occurred
Nov. 4, 2017 at San José State* (71)
Nov. 4, 2017 at San José State* (71)
Nov. 25, 2023 vs. Fresno State (53)
Sept. 14, 1991 vs. Pacific (7)
Nov. 4, 2017 at San José State* (6)
Nov. 4, 2017 at San José State* (6)
Sept. 2, 2023 vs. Idaho State (4)

Nov. 20, 2010 vs. No. 25 Utah* (528)
Dec. 17, 2011 vs. La.-Lafayette (413)
Dec. 24, 2022 vs. Middle Tennessee (309)
Aug. 31, 2013 vs. Eastern Illinois (64)
Nov. 4, 2023 vs. Utah State* (40)
Aug. 31, 2024 vs. A&M-Commerce (33)
Nov. 6, 2020 vs. San José State* (30)
Nov. 4, 2023 vs. Utah State* (26)
Aug. 31, 2024 vs. A&M-Commerce (22)
Oct. 24, 2009 at Colorado State* (6)
Oct. 24, 2009 at Colorado State* (6)

Aug. 31, 2019 vs. Weber State (W, 6-0)
Sept. 24, 2022 vs. Toledo (W, 17-14)
Nov. 26, 2022 vs. Air Force* (L, 3-13)
Aug. 31, 2024 vs. A&M-Commerce (W, 45-14)

Sept. 2, 2023 vs. Idaho State (W, 36-28)
Oct. 21, 2023 vs. Nevada* (L, 0-6)

Aug. 31, 2024 vs. A&M-Commerce (180)
Oct. 3, 2015 vs. Fresno State* (89)

Sept. 2, 2023 vs. Idaho State (22)
Aug. 31, 2024 vs. A&M-Commerce (63)
Oct. 21, 2023 vs. Nevada* (98)

Nov. 18, 2022 at New Mexico (9)

Sept. 28, 2024 at Central Michigan
Sept. 5, 2015 vs. San Diego (6)
Dec. 24, 2022 vs. Middle Tennessee (5)
Sept. 5, 2015 vs. San Diego (5)
Dec. 17, 2016 vs. Houston (4)
Sept. 2, 2023 vs. Idaho State (3)
Dec. 23, 2014 vs. Navy (4)
Oct. 14, 2023 at Hawai'i* (3)

Opponent

Nov. 26, 2016 vs. Colorado State* (63)
Nov. 26, 2016 vs. Colorado State* (63)
Sept. 30, 2023 at Air Force* (49)
Sept. 14, 2024 at California (31)

Sept. 10, 2016 vs. California (604)
Sept. 9, 2023 vs. UCLA (550)
Sept. 14, 2024 at California (473)

Dec. 23, 2017 vs. Army West Point (91)
Sept. 7, 2024 vs. Oregon State (78)
Dec. 23, 2017 vs. Army West Point (31)
Sept. 3, 2022 vs. Arizona (25)

Aug. 31, 2024 vs. A&M-Commerce

Has not occurred
Dec. 23, 2017 vs. Army West Point (440)
Sept. 30, 2022 at Boise State (316)
Dec. 23, 2017 vs. Army West Point (87)
Dec. 23, 2017 vs. Army West Point (87)
Nov. 26, 2022 vs. Air Force* (66)
Sept. 7, 2024 vs. Oregon State (51)
Oct. 18, 2008 at New Mexico* (8)
Oct. 18, 2008 at New Mexico* (8)
Sept. 30, 2022 at Boise State* (5)
Sept. 30, 2023 at Air Force* (4)

Sept. 10, 2016 vs. California (522)
Oct. 14, 2023 at Hawai'i* (427)
Oct. 14, 2023 at Hawai'i* (427)
Sept. 2, 2023 vs. Idaho State (63)
Oct. 14, 2023 at Hawai'i* (48)
Nov. 25, 2023 vs. Fresno State* (37)
Sept. 2, 2023 vs. Idaho State (31)
Oct. 14, 2023 at Hawai'i* (29)
Nov. 25, 2023 vs. Fresno State* (21)
Has not occurred
Nov. 26, 2016 vs. Colorado State* (5)

Sept. 7, 2024 vs. Oregon State (L, 0-21)
Sept. 7, 2024 vs. Oregon State (L, 0-21)
Sept. 7, 2024 vs. Oregon State (L, 0-21)
Sept. 7, 2024 vs. Oregon State (L, 0-21)

Nov. 11, 2023 at Colorado State* (L, 19-22)
Sept. 7, 2024 vs. Oregon State (L, 0-21)

Sept. 7, 2024 vs. Oregon State (179)
Oct. 4, 2008 at TCU* (85)

Nov. 26, 2022 vs. Air Force (-1)
Sept. 7, 2024 vs. Oregon State (72)
Oct. 21, 2023 vs. Nevada* (47)

Sept. 7, 2024 vs. Oregon State (7)

Sept. 7, 2024 vs. Oregon State
Has not occurred
Has not occurred
Sept. 23, 2016 vs. Utah* (5)
Aug. 31, 2013 vs. Eastern Illinois (4)
Sept. 9, 2023 vs. UCLA (3)
Nov. 16, 2013 at Hawai'i* (4)
Sept. 26, 2015 at Penn State (3)

LAST TIME IT HAPPENED

TEAM

Scored a Defensive Touchdown
Recorded 10 or More Tackles For Loss
Recorded 5 or More Sacks
No Penalties
Time of Possession, 35 plus minutes

San Diego State

Aug. 31, 2024 vs. A&M-Commerce (2)
Nov. 4, 2023 vs. Utah State* (12)
Sept. 14, 2024 at California (6)
Sept. 23, 2017 at Air Force*
Nov. 25, 2023 vs. Fresno State* (40:51)

Opponent

Sept. 30, 2023 at Air Force*
Sept. 9, 2023 vs. UCLA
Aug. 31, 2018 at No. 13/13 Stanford (5)
Dec. 19, 2018 vs. Ohio
Sept. 28, 2024 at Central Michigan (35:27)

INDIVIDUAL

RUSHING

Rushing, 300 Yards or More
Rushing, 250 Yards or More
Rushing, 200 Yards or More
Rushing, 150 Yards or More
Rushing, 100 Yards or More
Had two 100-yard Rushers
Rushing, 40 Times or More
Rushing, 35 Times or More
Rushing, 30 Times or More
Rushing, 25 Times or More
Rushing, 4 Touchdowns or More
Rushing, 3 Touchdowns or More
Rushing, 2 Touchdowns or More
Had a run of 90 yards or More
Had a run of 80 yards or More
Had a run of 70 yards or More
Had a run of 60 yards or More
Had a run of 50 yards or More

300, by Marshall Faulk vs. Hawai'i*, W - 52-28, Nov. 14, 1992
253, by Rashaad Penny at Hawai'i*, W - 28-7, Oct. 28, 2017
223, by Marquez Cooper vs. A&M-Commerce, W - 45-14, Aug. 31, 2024
223, by Marquez Cooper vs. A&M-Commerce, W - 45-14, Aug. 31, 2024
111, by Marquez Cooper at Central Michigan, L - 21-22, Sept. 28, 2024
118, by Jordan Byrd and 116, by Chance Bell at New Mexico State, W - 31-10, Sept. 14, 2019
40, by Lynell Hamilton vs. Wyoming*, W - 25-20, Oct. 25, 2003
36, by Juwan Washington vs. Sacramento State, W - 28-14, Sept. 8, 2018
34, by Marquez Cooper at Central Michigan, L - 21-22, Sept. 28, 2024
27, by Marquez Cooper vs. A&M-Commerce, W - 45-14, Aug. 31, 2024
4, by Rashaad Penny vs. Army West Point, L - 35-42, Dec. 23, 2017
3, by Juwan Washington vs. Sacramento State, W - 28-14, Sept. 8, 2018
2, by Marquez Cooper vs. A&M-Commerce, W - 45-14, Aug. 31, 2024
95, by Rashaad Penny at Arizona State, W - 30-20, Sept. 9, 2017
81, by Rashaad Penny vs. Army West Point, L - 35-42, Dec. 23, 2017
70, by Jalen Mayden vs. Fresno State*, W - 33-18, Nov. 25, 2023
70, by Jalen Mayden vs. Fresno State*, W - 33-18, Nov. 25, 2023
70, by Jalen Mayden vs. Fresno State*, W - 33-18, Nov. 25, 2023

PASSING

Passing, 500 Yards or More
Passing, 400 Yards or More
Passing, 300 Yards or More
Attempted 50 or More Passes
Attempted 40 or More Passes
Attempted 30 or More Passes
Completed 40 or More Passes
Completed 35 or More Passes
Completed 30 or More Passes
Threw Six Touchdown Passes
Threw Five Touchdown Passes
Threw Four Touchdown Passes
Threw Three Touchdown Passes
Completed a Pass of 80 Yards or More
Completed a Pass of 70 Yards or More
Completed a Pass of 60 Yards or More
Completed a Pass of 50 Yards or More

528, by Ryan Lindley vs. No. 25 Utah*, L - 34-38, Nov. 20, 2010
413, by Ryan Lindley vs. Louisiana-Lafayette, L - 30-32, Dec. 17, 2011
309, by Jalen Mayden vs. Middle Tennessee, L - 23-25, Dec. 24, 2022
63, by Adam Dingwell vs. Eastern Illinois, L - 19-40, Aug. 31, 2013
43, by Jalen Mayden vs. Middle Tennessee, L - 23-25, Dec. 24, 2022
33, by Danny O'Neil vs. A&M-Commerce, W - 45-14, Aug. 31, 2024
40, by Todd Santos vs. Stanford, L - 40-44, Oct. 17, 1987
36, by Ryan Lindley vs. No. 25 Utah*, L - 34-38, Nov. 20, 2010
33, by Ryan Agnew vs. Fresno State*, W - 17-7, Nov. 15, 2019
6, by Ryan Lindley at Colorado State*, W - 42-28, Oct. 24, 2009
6, by Ryan Lindley at Colorado State*, W - 42-28, Oct. 24, 2009
4, by Ryan Lindley vs. Cal Poly, W - 49-21, Sept. 3, 2011
3, by Jalen Mayden vs. Utah State*, L - 24-32, Nov. 4, 2023
89, by Christian Chapman to Fred Trevillion vs. Boise State*, L - 14-31, Oct. 14, 2017
73, by Jalen Mayden to Kenan Christon vs. Middle Tennessee, L - 23-25, Dec. 24, 2022
69, by Jalen Mayden to Mekhi Shaw at Hawai'i*, W - 41-34, Oct. 14, 2023
69, by Jalen Mayden to Mekhi Shaw at Hawai'i*, W - 41-34, Oct. 14, 2023

RECEIVING

Caught 15 or More Passes
Caught 10 or More Passes
Had 200 or More Yards Receiving
Had 150 or More Yards Receiving
Had 100 or More Yards Receiving
Had two 100-yard Receivers
Caught Three or More TDs
Caught Two or More TDs

15, by DeMarco Sampson at Colorado State*, W - 42-28, Oct. 24, 2009
11, by Jesse Matthews vs. No. 24/25 UTSA, W - 38-24, Dec. 21, 2021
257, by DeMarco Sampson at Colorado State*, W - 42-28, Oct. 24, 2009
175, by Jesse Matthews vs. No. 24/25 UTSA, W - 38-24, Dec. 21, 2021
149, by Louis Brown IV at Central Michigan, L - 21-22, Sept. 28, 2024
125, by Gavin Escobar and 102, by Colin Lockett vs. Fresno State, W - 35-28, Dec. 3, 2011
3, by Jesse Matthews at UNLV*, W - 28-20, Nov. 19, 2021
2, by Jude Wolfe at Central Michigan, L - 21-22, Sept. 28, 2024

TOTAL OFFENSE

Had 500 or More Yards Total Offense
Had 400 or More Yards Total Offense
Had 100 Yards Both Passing and Rushing

518, by Ryan Lindley vs. No. 25 Utah, L - 34-38, Nov. 20, 2010
419, by Ryan Lindley vs. Louisiana-Lafayette, L - 30-32, Dec. 17, 2011
229 (passing), 101 (rushing), by Kevin O'Connell at Brigham Young*, L - 16-49, Nov. 6, 2004

SCORING

Accounted for Five or More TDs
Accounted for Four or More TDs
Accounted for Three or More TDs

5, by Ryan Katz vs. Hawai'i*, W - 52-14, Oct. 6, 2012
4, by Jalen Mayden, L - 28-32, Oct. 22, 2022
4, by Jalen Mayden, L - 28-32, Oct. 22, 2022

LAST TIME IT HAPPENED

RETURNS

Returned a Fumble for a Touchdown
 Returned an Interception for a Touchdown
 Returned a Kickoff for a Touchdown
 Returned a Punt for a Touchdown
 Returned a Two-Point Conversion
 Returned a Blocked Punt for a Touchdown
 Returned a Blocked Field Goal for a Touchdown

0, by Tano Letuli vs. A&M-Commerce, W - 45-14, Aug. 31, 2024
 45, by JD Coffey III vs. A&M-Commerce, W - 45-14, Aug. 31, 2024
 95, by Jordan Byrd vs. San Jose State*, W - 43-27, Nov. 12, 2022
 66, by Jordan Byrd vs. Idaho State, W - 38-7, Sept. 10, 2022
 David Lamar at New Mexico State, W - 26-16, Sept. 28, 2013
 Tyrell Shavers at Boise State*, L - 13-35, Sept. 30, 2022
 Has not happened since start of 2003 season

DEFENSE

Intercepted Three or More Passes
 Intercepted Two or More Passes
 Recovered Three or More Fumbles
 Recovered Two or More Fumbles
 Recorded 15 or More Tackles
 Recorded 10 or More Tackles
 Recorded Three or More Quarterback Sacks
 Recorded Two Quarterback Sacks
 Recorded Four Tackles for Loss
 Recorded Three Tackles for Loss

3, by Luq Barcoo at Colorado State*, W - 24-10, Oct. 5, 2019
 2, by Patrick McMorris vs. Boise State*, W - 27-16, Nov. 26, 2021
 Has not occurred
 2, by Kirk Morrison at New Mexico*, L - 8-15, Nov. 9, 2002
 15, by JD Coffey III at Central Michigan, L - 21-22, Sept. 28, 2024
 15, by JD Coffey III at Central Michigan, L - 21-22, Sept. 28, 2024
 3.0, by Trey White at Central Michigan, L - 21-22, Sept. 28, 2024
 3.0, by Trey White at Central Michigan, L - 21-22, Sept. 28, 2024
 4.0, by Trey White at Central Michigan, L - 21-22, Sept. 28, 2024
 4.0, by Trey White at Central Michigan, L - 21-22, Sept. 28, 2024

SPECIAL TEAMS

Scored 15 or More Points Kicking
 Scored 10 or More Points Kicking
 Kicked Five or More Field Goals
 Kicked Four or More Field Goals
 Kicked Three or More Field Goals
 Kicked Two Field Goals of 50 or More Yards
 Kicked a 50-yard Field Goal
 Kicked a Punt 70 or More Yards
 Kicked a Punt 60 or More Yards
 Punted Nine or More Times
 Totaled 100 or More Kick Return Yards
 Totaled 100 or More Punt Return Yards
 Blocked a Punt
 Blocked a Field Goal
 Blocked a PAT

15, by Jack Browning vs. Fresno State*, W - 33-18, Nov. 25, 2023
 15, by Jack Browning vs. Fresno State*, W - 33-18, Nov. 25, 2023
 Has not occurred
 4, by Jack Browning vs. Fresno State*, - W, 33-18, Nov. 25, 2023
 4, by Jack Browning vs. Fresno State*, - W, 33-18, Nov. 25, 2023
 51 and 50, by Chris O'Brien vs. New Mexico, W - 37-31, Nov. 17, 1984
 50, by Gabriel Plascencia vs. A&M-Commerce, W - 45-14, Aug. 31, 2024
 79, by Matt Araiza at Hawai'i*, W - 17-10, Nov. 6, 2021
 63, by Tyler Pastula vs. Oregon State, L - 0-21, Sept. 7, 2024
 10, by Jack Browning at Boise State*, L - 13-35, Sept. 30, 2022
 104, by Kenan Christon vs. Boise State*, L - 31-34, Sept. 22, 2023
 106, by Lloyd Mills vs. South Alabama, L - 27-34 (ot), Sept. 19, 2015
 Eric Butler vs. Utah State*, L - 24-32, Nov. 4, 2023
 Cedarius Barfield at Fresno State, L - 28-32, Oct. 29, 2022
 Caden McDonald vs. Utah State, L, 13-46, Dec. 4, 2021

SNAPDRAGON STADIUM RECORDS

TEAM SINGLE-GAME

Points

Most Points

45 vs. Texas A&M-Commerce (W, 45-14), Aug. 31, 2024
 43 vs. San Jose State* (W, 43-27), Nov. 12, 2022
 38 vs. Idaho State (W, 38-7), Sept. 10, 2022
 36 vs. Idaho State (W, 36-28), Sept. 2, 2023
 33 vs. Fresno State* (W, 33-18), Nov. 25, 2023
Opp: 38 by Arizona (L, 20-38), Sept. 3, 2022

Fewest Points Allowed

6 vs. Nevada* (L, 0-6), Oct. 21, 2023
 7 vs. Idaho (W, 38-7), Sept. 10, 2022
 10 vs. UNLV* (W, 14-10), Nov. 5, 2022
 13 vs. Ohio (W, 20-13), Aug. 26, 2023
 13 vs. Air Force* (L, 3-13), Nov. 26, 2022

Most Points / Both Teams

70 vs. San Jose State* (W, 43-27), Nov. 12, 2022
 65 vs. Boise State* (L, 31-34), Sept. 22, 2023
 64 vs. Idaho State (W, 36-28), Sept. 2, 2023
 59 vs. Texas A&M-Commerce (W, 45-14), Aug. 31, 2024
 58 vs. Arizona (L, 20-38), Sept. 3, 2022

Fewest Points / Both Teams

6 vs. Nevada* (L, 0-6), Oct. 21, 2023
 16 vs. Air Force* (L, 3-13), Nov. 26, 2022
 21 vs. Oregon State (L, 0-21), Sept. 7, 2024
 24 vs. UNLV* (W, 14-10), Nov. 5, 2022
 30 vs. Hawai'i* (W, 16-14), Oct. 8, 2022

Largest Margin of Victory

31 vs. Texas A&M-Commerce (W, 45-14), Aug. 31, 2024
 31 vs. Idaho (W, 38-7), Sept. 10, 2022
 16 vs. San Jose State (W, 43-27), Nov. 12, 2022
 15 vs. Fresno State* (W, 33-18), Nov. 25, 2023
 8 vs. Idaho State (W, 36-28), Sept. 2, 2023

Largest Margin of Defeat

25 vs. UCLA (L, 10-35), Sept. 9, 2023
 21 vs. Oregon State (L, 0-21), Sept. 7, 2024
 18 vs. Arizona (L, 20-38), Sept. 3, 2022
 10 vs. Air Force* (L, 3-13), Nov. 26, 2022
 8 vs. Utah State* (L, 24-32 (20T)), Nov. 4, 2023

First Quarter Points

14 vs. Idaho (W, 38-7), Sept. 10, 2022
 10 vs. Idaho State (W, 36-28), Sept. 2, 2023
 7 vs. Boise State* (L, 31-34), Sept. 22, 2023
 7 vs. UCLA (L, 20-38), Sept. 9, 2023
 7 vs. San Jose State* (W, 43-27), Nov. 12, 2022
Opp: 14 vs. San Jose State* (W, 43-27), Nov. 12, 2022

Second Quarter Points

17 vs. San Jose State* (W, 43-27), Nov. 12, 2022
 13 vs. Fresno State* (W, 33-18), Nov. 25, 2023
 10 vs. Boise State* (L, 31-34), Sept. 22, 2023
 10 vs. Idaho State (W, 36-28), Sept. 2, 2023
 10 vs. Arizona (L, 20-38), Sept. 3, 2022
Opp: 21 by UCLA (L, 10-34), Sept. 9, 2023

Third Quarter Points

21 vs. Texas A&M-Commerce (W, 45-14), Aug. 31, 2024
 14 vs. San Jose State* (W, 43-27), Nov. 12, 2022
 10 vs. Arizona (L, 20-38), Sept. 3, 2022
 9 vs. Idaho State (W, 36-28), Sept. 2, 2023
 7 vs. Fresno State* (W, 33-18), Nov. 25, 2023
 7 vs. UNLV* (W, 14-10), Nov. 5, 2022
 7 vs. Hawai'i* (W, 16-14), Oct. 8, 2022
Opp: 10 by Boise State* (L, 31-34), Sept. 22, 2023

Fourth Quarter Points

21 vs. Texas A&M-Commerce (W, 45-14), Aug. 31, 2024
 14 vs. Oregon State (L, 0-21), Sept. 7, 2024
 14 vs. Boise State* (L, 31-34), Sept. 22, 2023
 14 vs. Arizona (L, 20-38), Sept. 3, 2022
 10 vs. Fresno State* (W, 33-18), Nov. 25, 2023
 10 vs. Utah State* (L, 24-32 (20T)), Nov. 4, 2023
 10 vs. Ohio (W, 20-13), Aug. 26, 2023
Opp: 15 by Idaho State (W, 36-28), Sept. 2, 2023

First Half Points

24 vs. San Jose State* (W, 43-27), Nov. 12, 2022
 21 vs. Idaho State (W, 38-7), Sept. 10, 2022
 20 vs. Idaho State (W, 36-28), Sept. 2, 2023
 17 vs. Boise State* (L, 31-34), Sept. 22, 2023
 16 vs. Fresno State* (W, 33-18), Nov. 25, 2023
Opp: 28 by UCLA (L, 10-35), Sept. 9, 2023

Second Half Points

42 vs. Texas A&M-Commerce (W, 45-14), Aug. 31, 2024
 19 vs. San Jose State* (W, 43-27), Nov. 12, 2022
 17 vs. Fresno State* (W, 33-18), Nov. 25, 2023
 17 vs. Idaho State (W, 38-7), Sept. 10, 2022
 16 vs. Idaho State (W, 36-28), Sept. 2, 2023
Opp: 17 by Boise State* (L, 31-34), Sept. 22, 2023

Most Touchdowns

6 vs. Texas A&M-Commerce (W, 45-14), Aug. 31, 2024
 5 vs. San Jose State* (W, 43-27), Nov. 12, 2022
 5 vs. Idaho State (W, 38-7), Sept. 10, 2022
 4 vs. Boise State* (L, 31-34), Sept. 22, 2023
 4 vs. Idaho State (W, 36-28), Sept. 2, 2023
Opp: 5, two times, last vs. UCLA (L, 10-35), Sept. 9, 2023

Fewest Touchdowns Allowed

0 vs. Nevada* (L, 0-6), Oct. 21, 2023
 1 vs. Ohio (W, 20-13), Aug. 26, 2023
 1 vs. Air Force* (L, 3-13), Nov. 26, 2022
 1 vs. UNLV* (W, 14-10), Nov. 5, 2022
 1 vs. Idaho (W, 38-7), Sept. 10, 2022

Most Touchdowns / Both Teams

9 vs. Idaho State (W, 36-28), Sept. 2, 2023
 9 vs. San Jose State* (W, 43-27), Nov. 12, 2022
 8 vs. Texas A&M-Commerce (W, 45-14), Aug. 31, 2024
 8 vs. Boise State* (L, 31-34), Sept. 22, 2023
 7 vs. Utah State* (L, 24-32 (20T)), Nov. 4, 2023
 7 vs. Arizona (L, 20-38), Sept. 3, 2022

Fewest Touchdowns / Both Teams

0 vs. Nevada* (L, 0-6), Oct. 21, 2023
 1 vs. Air Force* (L, 3-13), Nov. 26, 2022
 3 vs. Oregon State (L, 0-21), Sept. 7, 2024
 3 vs. Ohio (W, 20-13), Aug. 26, 2023
 3 vs. UNLV* (W, 14-10), Nov. 5, 2022

3 vs. Hawai'i* (W, 16-14), Oct. 8, 2022

Total Offense

Most Total Yards

488 vs. Idaho State (W, 38-7), Sept. 10, 2022
 468 vs. Texas A&M-Commerce (W, 45-14), Aug. 31, 2024
 439 vs. Boise State* (L, 31-34), Sept. 22, 2023
 425 vs. San Jose State* (W, 43-27), Nov. 12, 2022
 417 vs. Hawai'i* (W, 16-14), Oct. 8, 2022
Opp: 550 by UCLA (L, 10-35), Sept. 9, 2023

Fewest Total Yards Allowed

180 vs. Texas A&M-Commerce (W, 45-14), Aug. 31, 2024
 223 vs. San Jose State* (W, 43-27), Nov. 12, 2022
 242 vs. Nevada* (L, 0-6), Oct. 21, 2023
 285 vs. Air Force* (L, 3-13), Nov. 26, 2022
 325 vs. UNLV* (W, 14-10), Nov. 5, 2022

Most Total Yards / Both Teams

842 vs. Boise State* (L, 31-34), Sept. 22, 2023
 826 vs. Idaho State (W, 38-7), Sept. 10, 2022
 809 vs. UCLA (L, 10-35), Sept. 9, 2023
 784 vs. Utah State* (L, 24-32 (20T)), Nov. 4, 2023
 759 vs. Hawai'i* (W, 16-14), Oct. 8, 2022

Fewest Total Yards / Both Teams

446 vs. Nevada* (L, 0-6), Oct. 21, 2023
 472 vs. Air Force* (L, 3-13), Nov. 26, 2022
 599 vs. Oregon State (L, 0-21), Sept. 7, 2024
 640 vs. UNLV* (W, 14-10), Nov. 5, 2022
 648 vs. Texas A&M-Commerce (W, 45-14), Aug. 31, 2024
 648 vs. San Jose State* (W, 43-27), Nov. 12, 2022

Largest Margin of Total Yards

288 vs. Texas A&M-Commerce (W, 45-14), Aug. 31, 2024
 202 vs. San Jose State* (W, 43-27), Nov. 12, 2022
 150 vs. Idaho State (W, 38-7), Sept. 10, 2022
 75 vs. Hawai'i* (W, 16-14), Oct. 8, 2022
 74 vs. Fresno State* (W, 33-18), Nov. 25, 2023

Most Total Plays

79 vs. Fresno State* (W, 33-18), Nov. 25, 2023
 73 vs. Texas A&M-Commerce (W, 45-14), Aug. 31, 2024
 72 vs. UNLV* (W, 14-10), Nov. 5, 2022
 71 vs. UCLA (L, 10-35), Sept. 9, 2023
 71 vs. Utah State* (L, 24-32 (20T)), Nov. 4, 2023
 71 vs. Hawai'i* (W, 16-14), Oct. 8, 2022
Opp: 84, twice, by vs. Ohio (W, 20-13), Aug. 26, 2023

Most Total Plays / Both Teams

147 vs. Utah State* (L, 24-32 (20T)), Nov. 4, 2023
 145 vs. Idaho State (W, 36-28), Sept. 2, 2023
 142 vs. Ohio (W, 20-13), Aug. 26, 2023
 142 vs. Idaho State (W, 38-7), Sept. 10, 2022
 139 vs. UCLA (L, 10-35), Sept. 9, 2023

Highest Yards Per Play

7.07 vs. Idaho State (W, 38-7), Sept. 10, 2022
 6.97 vs. Boise State* (L, 31-34), Sept. 22, 2023
 6.41 vs. Texas A&M-Commerce (W, 45-14), Aug. 31, 2024
 6.25 vs. San Jose State* (W, 43-27), Nov. 12, 2022
 5.87 vs. Hawai'i* (W, 16-14), Oct. 8, 2022
Opp: 8.09 by UCLA (L, 10-35), Sept. 9, 2023

Fewest Yards Allowed Per Play

3.05 vs. Texas A&M-Commerce (W, 45-14), Aug. 31, 2024
 3.85 vs. Nevada* (L, 0-6), Oct. 21, 2023
 4.07 vs. Air Force* (L, 3-13), Nov. 26, 2022
 4.13 vs. San Jose State* (W, 43-27), Nov. 12, 2022
 4.40 vs. Idaho State (W, 36-28), Sept. 2, 2023

Rushing Offense**Most Rushing Yards**

380 vs. Idaho State (W, 38-7), Sept. 10, 2022
 302 vs. Idaho State (W, 36-28), Sept. 2, 2023
 268 vs. San Jose State* (W, 43-27), Nov. 12, 2022
 254 vs. Texas A&M-Commerce (W, 45-14), Aug. 31, 2024
 226 vs. Fresno State* (W, 33-18), Nov. 25, 2023
Opp: 271 by Air Force* (L, 3-13), Nov. 26, 2022

Fewest Rushing Yards Allowed

28 vs. San Jose State* (W, 43-27), Nov. 12, 2022
 34 vs. Idaho State (W, 36-28), Sept. 2, 2023
 63 vs. Texas A&M-Commerce (W, 45-14), Aug. 31, 2024
 80 vs. Idaho State (W, 38-7), Sept. 10, 2022
 102 vs. Ohio (W, 20-13), Aug. 26, 2023

Most Rushing Yards / Both Teams

460 vs. Idaho State (W, 38-7), Sept. 10, 2022
 407 vs. Boise State* (L, 31-34), Sept. 22, 2023
 377 vs. Fresno State* (W, 33-18), Nov. 25, 2023
 339 vs. Toledo (W, 17-10), Sept. 24, 2022
 336 vs. Idaho State (W, 36-28), Sept. 2, 2023

Fewest Rushing Yards / Both Teams

185 vs. San Jose State* (W, 43-27), Nov. 12, 2022
 217 vs. UNLV* (W, 14-10), Nov. 5, 2022
 241 vs. Hawai'i* (W, 16-14), Oct. 8, 2022
 247 vs. Ohio (W, 20-13), Aug. 26, 2023
 270 vs. Air Force* (L, 3-13), Nov. 26, 2022

Largest Margin of Rushing Yards

300 vs. Idaho State (W, 38-7), Sept. 10, 2022
 268 vs. Idaho State (W, 36-28), Sept. 2, 2023
 217 vs. Toledo (W, 17-10), Sept. 24, 2022
 191 vs. Texas A&M-Commerce (W, 45-14), Aug. 31, 2024
 129 vs. San Jose State* (W, 43-27), Nov. 12, 2022

Most Rushing Attempts

53 vs. Fresno State* (W, 33-18), Nov. 25, 2023
 47 vs. Idaho State (W, 36-28), Sept. 2, 2023
 45 vs. San Jose State* (W, 43-27), Nov. 12, 2022
 43 vs. Idaho State (W, 38-7), Sept. 10, 2022
 42 vs. Arizona (L, 20-38), Sept. 3, 2022
Opp: 66 by Air Force* (L, 3-13), Nov. 26, 2022

Most Rushing Attempts / Both Teams

81 vs. Boise State* (L, 31-34), Sept. 22, 2023
 81 vs. Air Force* (L, 3-13), Nov. 26, 2022
 81 vs. Arizona (L, 20-38), Sept. 3, 2022
 76 vs. Oregon State (L, 0-21), Sept. 7, 2024
 76 vs. Idaho State (W, 38-7), Sept. 10, 2022

Highest Rushing Yards Per Carry

8.84 vs. Idaho State (W, 38-7), Sept. 10, 2022
 6.58 vs. Toledo (W, 17-10), Sept. 24, 2022
 6.43 vs. Idaho State (W, 36-28), Sept. 2, 2023
 6.35 vs. Texas A&M-Commerce (W, 45-14), Aug. 31, 2024
 4.68 vs. Ohio (W, 20-13), Aug. 26, 2023
Opp: 6.51 vs. UCLA (L, 10-35), Sept. 9, 2023

Most Rushing Touchdowns

4 vs. Idaho State (W, 36-28), Sept. 2, 2023
 3 vs. Boise State* (L, 31-34), Sept. 22, 2023
 3 vs. Idaho State (W, 38-7), Sept. 10, 2022
 2 vs. Texas A&M-Commerce (W, 45-14), Aug. 31, 2024
 2 vs. Fresno State* (W, 33-18), Nov. 25, 2023
 2 vs. Toledo (W, 17-10), Sept. 24, 2022
Opp: 3 by Boise State* (L, 31-34), Sept. 22, 2023

Passing Offense**Most Passing Yards**

322 vs. Hawai'i* (W, 16-14), Oct. 8, 2022
 273 vs. Boise State* (L, 31-34), Sept. 22, 2023
 268 vs. San Jose State* (W, 43-27), Nov. 12, 2022
 263 vs. Utah State* (L, 24-32 (20T)), Nov. 4, 2023
 216 vs. UNLV* (W, 14-10), Nov. 5, 2022
Opp: 299 by Arizona (L, 20-38), Sept. 3, 2022

Fewest Passing Yards Allowed

14 vs. Air Force* (L, 3-13), Nov. 26, 2022
 98 vs. Nevada* (L, 0-6), Oct. 21, 2023
 117 vs. Texas A&M-Commerce (W, 45-14), Aug. 31, 2024
 183 vs. Oregon State (L, 0-21), Sept. 7, 2024
 190 vs. Fresno State* (W, 33-18), Nov. 25, 2023

Most Passing Yards / Both Teams

518 vs. Hawai'i* (W, 16-14), Oct. 8, 2022
 492 vs. Utah State* (L, 24-32 (20T)), Nov. 4, 2023
 492 vs. UCLA (L, 10-35), Sept. 9, 2023
 463 vs. San Jose State* (W, 43-27), Nov. 12, 2022
 442 vs. Ohio (W, 20-13), Aug. 26, 2023

Fewest Passing Yards / Both Teams

145 vs. Nevada* (L, 0-6), Oct. 21, 2023
 202 vs. Air Force* (L, 3-13), Nov. 26, 2022
 290 vs. Oregon State (L, 0-21), Sept. 7, 2024
 319 vs. Toledo (W, 17-10), Sept. 24, 2022
 331 vs. Texas A&M-Commerce (W, 45-14), Aug. 31, 2024

Largest Margin of Passing Yards

174 vs. Air Force* (L, 3-13), Nov. 26, 2022
 126 vs. Hawai'i* (W, 16-14), Oct. 8, 2022
 111 vs. Boise State* (L, 31-34), Sept. 22, 2023
 97 vs. Texas A&M-Commerce (W, 45-14), Aug. 31, 2024
 73 vs. San Jose State* (W, 43-27), Nov. 12, 2022

Most Passing Attempts

40 vs. Utah State* (L, 24-32 (20T)), Nov. 4, 2023
 38 vs. UCLA (L, 10-35), Sept. 9, 2023
 36 vs. Hawai'i* (W, 16-14), Oct. 8, 2022
 33 vs. Texas A&M-Commerce (W, 45-14), Aug. 31, 2024
 31 vs. Air Force* (L, 3-13), Nov. 26, 2022
 31 vs. UNLV* (W, 14-10), Nov. 5, 2022
Opp: 63 vs. Idaho State (W, 36-28), Sept. 2, 2023

Most Passing Attempts / Both Teams

83 vs. Idaho State (W, 36-28), Sept. 2, 2023
 79 vs. Ohio (W, 20-13), Aug. 26, 2023
 72 vs. Utah State* (L, 24-32 (20T)), Nov. 4, 2023
 70 vs. Hawai'i* (W, 16-14), Oct. 8, 2022
 67 vs. UCLA (L, 10-35), Sept. 9, 2023

Most Passing Completions

26 vs. Utah State* (L, 24-32 (20T)), Nov. 4, 2023
 24 vs. Hawai'i* (W, 16-14), Oct. 8, 2022
 22 vs. Texas A&M-Commerce (W, 45-14), Aug. 31, 2024
 20 vs. UCLA (L, 10-35), Sept. 9, 2023
 19 vs. UNLV* (W, 14-10), Nov. 5, 2022
Opp: 30 by Idaho State (W, 36-28), Sept. 2, 2023

Most Passing Completions / Both Teams

49 vs. Utah State* (L, 24-32 (20T)), Nov. 4, 2023
 44 vs. Hawai'i* (W, 16-14), Oct. 8, 2022
 43 vs. Idaho State (W, 36-28), Sept. 2, 2023
 43 vs. Ohio (W, 20-13), Aug. 26, 2023
 40 vs. Texas A&M-Commerce (W, 45-14), Aug. 31, 2024

Highest Pass Efficiency Rating

206.14 vs. San Jose State* (W, 43-27), Nov. 12, 2022
 187.07 vs. Boise State* (L, 31-34), Sept. 22, 2023
 150.97 vs. Hawai'i* (W, 16-14), Oct. 8, 2022
 141.14 vs. Texas A&M-Commerce (W, 45-14), Aug. 31, 2024
 139.98 vs. Utah State* (L, 24-32 (20T)), Nov. 4, 2023
Opp: 181.94 vs. UCLA (L, 10-35), Sept. 9, 2023

Most Passing Touchdowns

3 vs. Utah State* (L, 24-32 (20T)), Nov. 4, 2023
 3 vs. San Jose State* (W, 43-27), Nov. 12, 2022
 2 vs. Texas A&M-Commerce (W, 45-14), Aug. 31, 2024
 2 vs. Ohio (W, 20-13), Aug. 26, 2023
 2 vs. UNLV* (W, 14-10), Nov. 5, 2022
Opp: 4 by Arizona (L, 20-38), Sept. 3, 2022

Turnovers**Most Turnovers Gained**

4 vs. UNLV* (W, 14-10), Nov. 5, 2022
 4 vs. Toledo (W, 17-10), Sept. 24, 2022
 3 vs. Texas A&M-Commerce (W, 45-14), Aug. 31, 2024
 3 vs. Idaho State (W, 36-28), Sept. 2, 2023
 3 vs. Ohio (W, 20-13), Aug. 26, 2023
Opp: 3, three times, last by UCLA (L, 10-35), Sept. 9, 2023

Most Interceptions

3 vs. Idaho State (W, 36-28), Sept. 2, 2023
 3 vs. Ohio (W, 20-13), Aug. 26, 2023
 3 vs. Toledo (W, 17-10), Sept. 24, 2022
 2 vs. UNLV* (W, 14-10), Nov. 5, 2022
 1 vs. Texas A&M-Commerce (W, 45-14), Aug. 31, 2024
 1 vs. Fresno State* (W, 33-18), Nov. 25, 2023
 1 vs. San Jose State* (W, 43-27), Nov. 12, 2022
 1 vs. Arizona (L, 20-38), Sept. 3, 2022
Opp: 3 by UCLA (L, 10-35), Sept. 9, 2023

Most Fumbles Forced

2 vs. Texas A&M-Commerce (W, 45-14), Aug. 31, 2024
 2 vs. UCLA (L, 10-35), Sept. 9, 2023
 2 vs. UNLV* (W, 14-10), Nov. 5, 2022
 1 vs. Utah State* (L, 24-32 (20T)), Nov. 4, 2023
 1 vs. Toledo (W, 17-10), Sept. 24, 2022
 1 vs. Arizona (L, 20-38), Sept. 3, 2022
Opp: 3 by Idaho State (W, 36-28), Sept. 2, 2023

Most Fumbles Recovered

2 vs. Texas A&M-Commerce (W, 45-14), Aug. 31, 2024
 2 vs. UCLA (L, 10-35), Sept. 9, 2023
 2 vs. UNLV* (W, 14-10), Nov. 5, 2022
 1 vs. Hawai'i* (W, 16-14), Oct. 8, 2022
 1 vs. Toledo (W, 17-10), Sept. 24, 2022
 1 vs. Arizona (L, 20-38), Sept. 3, 2022
Opp: 2, three times, last vs. Boise State* (L, 31-34), Sept. 22, 2023

Most Turnovers / Both Teams

6 vs. Idaho State (W, 36-28), Sept. 2, 2023
 5 vs. UCLA (L, 10-35), Sept. 9, 2023
 5 vs. UNLV* (W, 14-10), Nov. 5, 2022
 5 vs. Toledo (W, 17-10), Sept. 24, 2022
 4 vs. Ohio (W, 20-13), Aug. 26, 2023
 4 vs. Arizona (L, 20-38), Sept. 3, 2022

Special Teams**Most Field Goals**

4 vs. Fresno State* (W, 33-18), Nov. 25, 2023
 3 vs. Hawai'i* (W, 16-14), Oct. 8, 2022
 2 vs. Idaho State (W, 36-28), Sept. 2, 2023
 2 vs. Ohio (W, 20-13), Aug. 26, 2023
 2 vs. San Jose State* (W, 43-27), Nov. 12, 2022
 2 vs. Arizona (L, 20-38), Sept. 3, 2022
Opp: 2, four times, last by Nevada* (L, 0-6), Oct. 21, 2023

Most Punts

9 vs. Toledo (W, 17-10), Sept. 24, 2022
 8 vs. Oregon State (L, 0-21), Sept. 7, 2024
 7 vs. UCLA (L, 10-35), Sept. 9, 2023
 6 vs. Utah State* (L, 24-32 (20T)), Nov. 4, 2023
 6 vs. Nevada* (L, 0-6), Oct. 21, 2023
 6 vs. Air Force* (L, 3-13), Nov. 26, 2022
 6 vs. UNLV* (W, 14-10), Nov. 5, 2022
 6 vs. Idaho State (W, 38-7), Sept. 10, 2022
Opp: 11 by Idaho State (W, 38-7), Sept. 10, 2022

Fewest Punts

2 vs. San Jose State* (W, 43-27), Nov. 12, 2022
 3 vs. Texas A&M-Commerce (W, 45-14), Aug. 31, 2024
 3 vs. Fresno State* (W, 33-18), Nov. 25, 2023
 3 vs. Boise State* (L, 31-34), Sept. 22, 2023
 3 vs. Ohio (W, 20-13), Aug. 26, 2023
Opp: 5, by Oregon State (L, 0-21), Sept. 7, 2024

Highest Punt Average (min. 3 punts)

56.3 vs. Ohio (W, 20-13), Aug. 26, 2023
 50.2 vs. UNLV* (W, 14-10), Nov. 5, 2022
 47.5 vs. Utah State* (L, 24-32 (20T)), Nov. 4, 2023
 47.5 vs. Idaho State (W, 38-7), Sept. 10, 2022
 46.0 vs. Air Force* (L, 3-13), Nov. 26, 2022
Opp: 50.8, by Boise State* (L, 31-34), Sept. 22, 2023

Most Kick Returns

4 vs. Idaho State (W, 36-28), Sept. 2, 2023
 4 vs. Air Force* (L, 3-13), Nov. 26, 2022
 4 vs. San Jose State* (W, 43-27), Nov. 12, 2022
 3 vs. Texas A&M-Commerce (W, 45-14), Aug. 31, 2024
 3 vs. Utah State* (L, 24-32 (20T)), Nov. 4, 2023
 3 vs. Boise State* (L, 31-34), Sept. 22, 2023
 3 vs. Toledo (W, 17-10), Sept. 24, 2022
 3 vs. Arizona (L, 20-38), Sept. 3, 2022
Opp: 6 by Fresno State* (W, 33-18), Nov. 25, 2023

Most Kick Return Yards

125 vs. San Jose State* (W, 43-27), Nov. 12, 2022
 104 vs. Boise State* (L, 31-34), Sept. 22, 2023
 83 vs. Air Force* (L, 3-13), Nov. 26, 2022
 80 vs. Idaho State (W, 36-28), Sept. 2, 2023
 76 vs. Toledo (W, 17-10), Sept. 24, 2022
Opp: 130 by Fresno State* (W, 33-18), Nov. 25, 2023

Highest Kick Return Average (min. 2 KR)

34.7 vs. Boise State* (L, 31-34), Sept. 22, 2023
 31.2 vs. San Jose State* (W, 43-27), Nov. 12, 2022
 28.5 vs. Idaho State (W, 38-7), Sept. 10, 2022
 25.3 vs. Toledo (W, 17-10), Sept. 24, 2022
 22.0 vs. Ohio (W, 20-13), Aug. 26, 2023
Opp: 30.3 vs. Idaho State (W, 36-28), Sept. 2, 2023

Most Punt Returns

7 vs. Idaho State (W, 38-7), Sept. 10, 2022
 5 vs. Utah State* (L, 24-32 (20T)), Nov. 4, 2023
 3 vs. Boise State* (L, 31-34), Sept. 22, 2023
 3 vs. UNLV* (W, 14-10), Nov. 5, 2022
 2, eight times, last vs. Oregon State (L, 0-21), Sept. 7, 2024
Opp: 3, four times, last by Oregon State (L, 0-21), Sept. 7, 2024

Most Punt Return Yards

73 vs. Idaho State (W, 38-7), Sept. 10, 2022
 61 vs. Boise State* (L, 31-34), Sept. 22, 2023
 35 vs. Utah State* (L, 24-32 (20T)), Nov. 4, 2023
 23 vs. Arizona (L, 20-38), Sept. 3, 2022
 17 vs. Idaho State (W, 36-28), Sept. 2, 2023
Opp: 24 by Toledo (W, 17-10), Sept. 24, 2022

Highest Punt Return Average (min. 2 PR)

20.3 vs. Boise State* (L, 31-34), Sept. 22, 2023
 11.5 vs. Arizona (L, 20-38), Sept. 3, 2022
 10.4 vs. Idaho State (W, 38-7), Sept. 10, 2022
 8.5 vs. Idaho State (W, 36-28), Sept. 2, 2023
 7.5 vs. UCLA (L, 10-35), Sept. 9, 2023
Opp: 12.0 by Toledo (W, 17-10), Sept. 24, 2022

Miscellaneous**Most Time of Possession**

40:51 vs. Fresno State* (W, 33-18), Nov. 25, 2023
 39:30 vs. San Jose State* (W, 43-27), Nov. 12, 2022
 36:10 vs. Hawai'i* (W, 16-14), Oct. 8, 2022
 34:55 vs. UCLA (L, 10-35), Sept. 9, 2023
 34:28 vs. Idaho State (W, 36-28), Sept. 2, 2023
Opp: 41:07 by Oregon State (L, 0-21), Sept. 7, 2024

Most Penalties

16 vs. Texas A&M-Commerce (W, 45-14), Aug. 31, 2024
 14 vs. Idaho State (W, 36-28), Sept. 2, 2023
 11 vs. Toledo (W, 17-10), Sept. 24, 2022
 9 vs. Utah State* (L, 24-32 (20T)), Nov. 4, 2023
 8 vs. Oregon State (L, 0-21), Sept. 7, 2024
 8 vs. Air Force* (L, 3-13), Nov. 26, 2022
 8 vs. Idaho State (W, 38-7), Sept. 10, 2022
Opp: 15, by Texas A&M-Commerce (W, 45-14), Aug. 31, 2024

Fewest Penalties

2 vs. Fresno State* (W, 33-18), Nov. 25, 2023
 2 vs. UNLV* (W, 14-10), Nov. 5, 2022
 4 vs. UCLA (L, 10-35), Sept. 9, 2023
 4 vs. Hawai'i* (W, 16-14), Oct. 8, 2022
 5 vs. Boise State* (L, 31-34), Sept. 22, 2023
Opp: 1, twice, last: by Fresno State* (W, 33-18), Nov. 25, 2023

Most Penalties / Both Teams

31 vs. Texas A&M-Commerce (W, 45-14), Aug. 31, 2024
 20 vs. Idaho State (W, 36-28), Sept. 2, 2023
 17 vs. Nevada* (L, 0-6), Oct. 21, 2023
 17 vs. Toledo (W, 17-10), Sept. 24, 2022
 15 vs. Utah State* (L, 24-32 (20T)), Nov. 4, 2023
 15 vs. Idaho State (W, 38-7), Sept. 10, 2022

Fewest Penalties / Both Teams

3 vs. Fresno State* (W, 33-18), Nov. 25, 2023
 6 vs. UNLV* (W, 14-10), Nov. 5, 2022
 6 vs. Hawai'i* (W, 16-14), Oct. 8, 2022
 8 vs. San Jose State* (W, 43-27), Nov. 12, 2022
 9 vs. Boise State* (L, 31-34), Sept. 22, 2023

Most Penalty Yards

149 vs. Texas A&M-Commerce (W, 45-14), Aug. 31, 2024
 125 vs. Idaho State (W, 36-28), Sept. 2, 2023
 103 vs. Toledo (W, 17-10), Sept. 24, 2022
 84 vs. Utah State* (L, 24-32 (20T)), Nov. 4, 2023
 80 vs. Oregon State (L, 0-21), Sept. 7, 2024
 80 vs. Nevada* (L, 0-6), Oct. 21, 2023
Opp: 124 by Texas A&M-Commerce (W, 45-14), Aug. 31, 2024

Fewest Penalty Yards

10 vs. Fresno State* (W, 33-18), Nov. 25, 2023
 15 vs. UNLV* (W, 14-10), Nov. 5, 2022
 23 vs. Boise State* (L, 31-34), Sept. 22, 2023
 33 vs. Hawai'i* (W, 16-14), Oct. 8, 2022
 37 vs. Arizona (L, 20-38), Sept. 3, 2022
Opp: 5 by San Jose State* (W, 43-27), Nov. 12, 2022

Most Penalty Yards / Both Teams

273 vs. Texas A&M-Commerce (W, 45-14), Aug. 31, 2024
 188 vs. Idaho State (W, 36-28), Sept. 2, 2023
 156 vs. Toledo (W, 17-10), Sept. 24, 2022
 145 vs. Oregon State (L, 0-21), Sept. 7, 2024
 138 vs. Nevada* (L, 0-6), Oct. 21, 2023

Fewest Penalty Yards / Both Teams

18 vs. Fresno State* (W, 33-18), Nov. 25, 2023
 44 vs. Hawai'i* (W, 16-14), Oct. 8, 2022
 51 vs. UNLV* (W, 14-10), Nov. 5, 2022
 58 vs. Boise State* (L, 31-34), Sept. 22, 2023
 70 vs. San Jose State* (W, 43-27), Nov. 12, 2022

Most First Downs

23 vs. Texas A&M-Commerce (W, 45-14), Aug. 31, 2024
 23 vs. San Jose State* (W, 43-27), Nov. 12, 2022
 22 vs. Boise State* (L, 31-34), Sept. 22, 2023
 22 vs. Hawai'i* (W, 16-14), Oct. 8, 2022
 21 vs. Fresno State* (W, 33-18), Nov. 25, 2023
Opp: 26 by UCLA (L, 10-35), Sept. 9, 2023

Fewest First Downs Allowed

14 vs. Air Force* (L, 3-13), Nov. 26, 2022
 14 vs. San Jose State* (W, 43-27), Nov. 12, 2022
 14 vs. UNLV* (W, 14-10), Nov. 5, 2022
 14 vs. Idaho State (W, 38-7), Sept. 10, 2022
 17 vs. Texas A&M-Commerce (W, 45-14), Aug. 31, 2024
 17 vs. Fresno State* (W, 33-18), Nov. 25, 2023
 17 vs. Nevada* (L, 0-6), Oct. 21, 2023
 17 vs. Hawai'i* (W, 16-14), Oct. 8, 2022

Most First Downs / Both Teams

43 vs. UCLA (L, 10-35), Sept. 9, 2023
 41 vs. Boise State* (L, 31-34), Sept. 22, 2023
 41 vs. Idaho State (W, 36-28), Sept. 2, 2023
 41 vs. Ohio (W, 20-13), Aug. 26, 2023
 40 vs. Texas A&M-Commerce (W, 45-14), Aug. 31, 2024

Fewest First Downs / Both Teams

22 vs. Air Force* (L, 3-13), Nov. 26, 2022
 28 vs. Nevada* (L, 0-6), Oct. 21, 2023
 30 vs. Oregon State (L, 0-21), Sept. 7, 2024
 33 vs. Idaho State (W, 38-7), Sept. 10, 2022
 34 vs. UNLV* (W, 14-10), Nov. 5, 2022

Most Third Down Conversions

8 vs. Fresno State* (W, 33-18), Nov. 25, 2023
 7 vs. Utah State* (L, 24-32 (20T)), Nov. 4, 2023
 7 vs. Boise State* (L, 31-34), Sept. 22, 2023
 7 vs. Hawai'i* (W, 16-14), Oct. 8, 2022
 6 vs. Texas A&M-Commerce (W, 45-14), Aug. 31, 2024
 6 vs. San Jose State* (W, 43-27), Nov. 12, 2022
 Opp: 9, by Oregon State (L, 0-21), Sept. 7, 2024

Fewest Third Down Conversions Allowed

1 vs. Fresno State* (W, 33-18), Nov. 25, 2023
 3 vs. Nevada* (L, 0-6), Oct. 21, 2023
 3 vs. Hawai'i* (W, 16-14), Oct. 8, 2022
 4 vs. Texas A&M-Commerce (W, 45-14), Aug. 31, 2024
 4 vs. Air Force* (L, 3-13), Nov. 26, 2022

Highest Third-Down Conversion Percentage

53.8 vs. Boise State* (L, 31-34), Sept. 22, 2023
 46.2 vs. San Jose State* (W, 43-27), Nov. 12, 2022
 43.8 vs. Hawai'i* (W, 16-14), Oct. 8, 2022
 42.1 vs. Fresno State* (W, 33-18), Nov. 25, 2023
 41.6 vs. Idaho State (W, 36-28), Sept. 2, 2023
 Opp: 50.0 by San Jose State* (W, 43-27), Nov. 12, 2022

Lowest Third-Down Conversion Percentage Allowed

11.1 vs. Fresno State* (W, 33-18), Nov. 25, 2023
 23.5 vs. Air Force* (L, 3-13), Nov. 26, 2022
 25.0 vs. Nevada* (L, 0-6), Oct. 21, 2023
 30.0 vs. Hawai'i* (W, 16-14), Oct. 8, 2022
 31.6 vs. Idaho State (W, 38-7), Sept. 10, 2022

Highest Attendance

34,046 vs. Arizona (L, 20-38), Sept. 3, 2022
 33,073 vs. Hawai'i* (W, 16-14), Oct. 8, 2022
 32,017 vs. UCLA (L, 10-35), Sept. 9, 2023
 28,854 vs. UNLV* (W, 14-10), Oct. 5, 2022
 28,406 vs. San Jose State* (W, 43-27), Nov. 12, 2022

Warmest Temperature (at Kickoff)

100 vs. Arizona (L, 20-38), Sept. 3, 2022
 87 vs. Oregon State (L, 0-21), Sept. 7, 2024
 86 vs. Toledo (W, 17-10), Sept. 24, 2022
 85 vs. UCLA (L, 10-35), Sept. 9, 2023
 83 vs. Ohio (W, 20-13), Aug. 26, 2023
 83 vs. Idaho State (W, 38-7), Sept. 10, 2022

Coldest Temperature (at Kickoff)

55 vs. Fresno State* (W, 33-18), Nov. 25, 2023
 55 vs. San Jose State* (W, 43-27), Nov. 12, 2022
 59 vs. Air Force* (L, 3-13), Nov. 26, 2022
 65 vs. Boise State* (L, 31-34), Sept. 22, 2023
 67 vs. UNLV* (W, 14-10), Nov. 5, 2022

INDIVIDUAL SINGLE-GAME**Most Rushing Yards**

223, Marquez Cooper vs. Texas A&M-Commerce, Aug. 31, 2024
 132, Jalen Mayden vs. Idaho State, Sept. 2, 2023
 115, Jordan Byrd vs. Toledo, Sept. 24, 2022
 96, Jalen Mayden vs. Fresno State*, Nov. 25, 2023
 96, Jaylon Armstead vs. Idaho State, Sept. 10, 2022
 Opp: 205, Ashton Jeanty, Boise State*, Sept. 22, 2023

Most Rushing Attempts

27, Marquez Cooper vs. Texas A&M-Commerce, Aug. 31, 2024
 16, Jalen Mayden vs. Boise State*, Sept. 22, 2023
 16, Jordan Byrd vs. Toledo, Sept. 24, 2022
 15, Jaylon Armstead vs. Fresno State*, Nov. 25, 2023
 15, Jaylon Armstead vs. San Jose State*, Nov. 12, 2022
 Opp: 35, Brad Roberts, Air Force*, Nov. 26, 2022

Most Rushing Touchdowns

2, Marquez Cooper vs. Texas A&M-Commerce, Aug. 31, 2024
 2, Jaylon Armstead vs. Boise State*, Sept. 22, 2023
 2, Jalen Mayden vs. Idaho State, Sept. 2, 2023
 2, Jordan Byrd vs. Toledo, Sept. 24, 2022
 1, 9 times, last Jaylon Armstead vs. Fresno State*, Nov. 25, 2023
 Opp: 2, Ashton Jeanty, Boise State*, Sept. 22, 2023

Longest Rush

70t, Jalen Mayden vs. Fresno State*, Nov. 25, 2023
 62, Lucky Sutton vs. Utah State*, Nov. 4, 2023
 61, Jaylon Armstead vs. Idaho State, Sept. 10, 2022
 56t, Jalen Mayden vs. Idaho State, Sept. 2, 2023
 53t, Jordan Byrd vs. Idaho State, Sept. 10, 2022
 Opp: 63t, Brad Roberts, Air Force*, Nov. 26, 2022

Most Passing Yards

322, Jalen Mayden vs. Hawai'i*, Oct. 8, 2022
 268, Jalen Mayden vs. San Jose State*, Nov. 12, 2022
 265, Jalen Mayden vs. Utah State*, Nov. 4, 2023
 241, Jalen Mayden vs. Boise State*, Sept. 22, 2023
 216, Jalen Mayden vs. UNLV*, Nov. 5, 2022
 Opp: 299, Jayden de Laura, Arizona, Sept. 3, 2022

Most Passing Attempts

39, Jalen Mayden vs. Utah State*, Nov. 4, 2023
 37, Jalen Mayden vs. UCLA, Sept. 9, 2023
 36, Jalen Mayden vs. Hawai'i*, Oct. 8, 2022
 33, Danny O'Neil vs. Texas A&M-Commerce, Aug. 31, 2024
 31, Jalen Mayden vs. Air Force*, Nov. 26, 2022
 31, Jalen Mayden vs. UNLV*, Nov. 5, 2022
 Opp: 42, CJ Harris, Ohio, Aug. 26, 2023

Most Passing Completions

25, Jalen Mayden vs. Utah State*, Nov. 4, 2023
 24, Jalen Mayden vs. Hawai'i*, Oct. 8, 2022
 22, Danny O'Neil vs. Texas A&M-Commerce, Aug. 31, 2024
 19, Jalen Mayden vs. UCLA, Sept. 9, 2023
 19, Jalen Mayden vs. UNLV*, Nov. 5, 2022
 Opp: 22, Jayden de Laura, Arizona, Sept. 3, 2022

Highest Pass Efficiency Rating (min. 12 att.)

215.51, Jalen Mayden vs. San Jose State*, Nov. 12, 2022
 179.75, Jalen Mayden vs. Boise State*, Sept. 22, 2023
 150.97, Jalen Mayden vs. Hawai'i*, Oct. 8, 2022
 141.44, Jalen Mayden vs. Utah State*, Nov. 4, 2023
 141.14, Danny O'Neil vs. Texas A&M-Commerce, Aug. 31, 2024
 Opp: 210.85, Cooper Legas, Utah State*, Nov. 4, 2023

Most Passing Touchdowns

3, Jalen Mayden vs. Utah State*, Nov. 4, 2023
 3, Jalen Mayden vs. San Jose State*, Nov. 12, 2022
 2, Danny O'Neil vs. Texas A&M-Commerce, Aug. 31, 2024
 2, Jalen Mayden vs. Ohio, Aug. 26, 2023
 2, Jalen Mayden vs. UNLV*, Nov. 5, 2022
 Opp: 4, Jayden de Laura, Arizona, Sept. 3, 2022

Longest Pass

66t, Jalen Mayden vs. San Jose State*, Nov. 12, 2022
 44t, Danny O'Neil vs. Texas A&M-Commerce, Aug. 31, 2024
 42, Jalen Mayden vs. Hawai'i*, Oct. 8, 2022
 41, Jalen Mayden vs. Hawai'i*, Oct. 8, 2022
 40, Jalen Mayden vs. Air Force*, Nov. 26, 2022
 Opp: 81t, Dante Moore, UCLA, Sept. 9, 2023

Most Receptions

8, Kenan Christon vs. Utah State*, Nov. 4, 2023
 8, Tyrell Shavers vs. Hawai'i*, Oct. 8, 2022
 6, Ja'Shaun Poke vs. Texas A&M-Commerce, Aug. 31, 2024
 6, Jesse Matthews vs. Hawai'i*, Oct. 8, 2022
 5, eight times, last Mark Redman vs. Utah State*, Nov. 4, 2023
 Opp: 10, Sam Wiglus, Ohio, Aug. 26, 2023

Most Receiving Yards

149, Tyrell Shavers vs. Hawai'i*, Oct. 8, 2022
 117, Baylin Brooks vs. Boise State*, Sept. 22, 2023
 111, Tyrell Shavers vs. San Jose State*, Nov. 12, 2022
 97, Brionne Penny vs. Boise State*, Sept. 22, 2023
 91, Louis Brown IV vs. Texas A&M-Commerce, Aug. 31, 2024
 Opp: 152, Jacob Cowing, Arizona, Sept. 3, 2022

Most Receiving Touchdowns

2, Mark Redman vs. Ohio, Aug. 26, 2023
 1, 16 times, last Jordan Napier vs. Texas A&M-Commerce, Aug. 31, 2024
 Opp: 3, Jacob Cowing, Arizona, Sept. 3, 2022

Longest Reception

66t, Tyrell Shavers vs. San Jose State*, Nov. 12, 2022
 44t, Louis Brown IV vs. Texas A&M-Commerce, Aug. 31, 2024
 42, Tyrell Shavers vs. Hawai'i*, Oct. 8, 2022
 41, Tyrell Shavers vs. Hawai'i*, Oct. 8, 2022
 40, Brionne Penny vs. Air Force*, Nov. 26, 2022
 Opp: 81t, Josiah Norwood, UCLA, Sept. 9, 2023

Most Total Offense Yards

331, Jalen Mayden vs. Hawai'i*, Oct. 8, 2022
 329, Jalen Mayden vs. San Jose State*, Nov. 12, 2022
 326, Jalen Mayden vs. Boise State*, Sept. 22, 2023
 285, Jalen Mayden vs. Fresno State*, Nov. 25, 2023
 260, Jalen Mayden vs. Utah State*, Nov. 4, 2023
 Opp: 299, Jayden de Laura, Arizona, Sept. 3, 2022

Most All-Purpose Yards

233, Marquez Cooper vs. Texas A&M-Commerce, Aug. 31, 2024
 169, Jordan Byrd vs. Idaho State, Sept. 10, 2022
 163, Jordan Byrd vs. Toledo, Sept. 24, 2022
 152, Kenan Christon vs. Boise State*, Sept. 22, 2023
 149, Tyrell Shavers vs. Hawai'i*, Oct. 8, 2022
 Opp: 254, Ashton Jeanty, Boise State*, Sept. 22, 2023

Most Points

12, Marquez Cooper vs. Texas A&M-Commerce, Aug. 31, 2024
 12, Jaylon Armstead vs. Boise State*, Sept. 22, 2023
 12, Jalen Mayden vs. Idaho State, Sept. 2, 2023
 12, Mark Redman vs. Ohio, Aug. 26, 2023
 12, Jordan Byrd vs. Toledo, Sept. 24, 2022
 12, Jordan Byrd vs. Arizona, Sept. 3, 2022
 Opp: 18, Jacob Cowing, Arizona, Sept. 3, 2022

Most Touchdowns

2, Marquez Cooper vs. Texas A&M-Commerce, Aug. 31, 2024
 2, Jaylon Armstead vs. Boise State*, Sept. 22, 2023
 2, Jalen Mayden vs. Idaho State, Sept. 2, 2023
 2, Mark Redman vs. Ohio, Aug. 26, 2023
 2, Jordan Byrd vs. Toledo, Sept. 24, 2022
 2, Jordan Byrd vs. Arizona, Sept. 3, 2022
 Opp: 3, Jacob Cowing, Arizona, Sept. 3, 2022

Most Tackles

13, Cody Moon vs. Utah State*, Nov. 4, 2023
 12, Zyrus Fiaseu vs. UCLA, Sept. 9, 2023
 12, Cody Moon vs. Ohio, Aug. 26, 2023
 12, Michael Shawcroft vs. Air Force*, Nov. 26, 2022
 12, Jonah Tavai vs. Air Force*, Nov. 26, 2022
 Opp: 15, Brandon Tucker Jr., Texas A&M-Commerce, Aug. 31, 2024

Most Tackles For Loss

3.0, Zyrus Fiaseu vs. Utah State*, Nov. 4, 2023
 3.0, Jonah Tavai vs. San Jose State*, Nov. 12, 2022
 2.5, Eric Butler vs. Boise State*, Sept. 22, 2023
 2.5, Caden McDonald vs. Idaho State, Sept. 10, 2022
 2.0, 10 times, last Tupu Alualu vs. Utah State*, Nov. 4, 2023
 Opp: 4.5, Jalen Dixon, UNLV*, Nov. 5, 2022

Most Sacks

3.0, Zyrus Fiaseu vs. Utah State*, Nov. 4, 2023
 3.0, Jonah Tavai vs. San Jose State*, Nov. 12, 2022
 1.5, Tupu Alualu vs. Idaho State, Sept. 2, 2023
 1.0, 24 times
 Opp: Two tied at 2.0

Most Interceptions

1, 15 times, last JD Coffey III vs. Texas A&M-Commerce, Aug. 31, 2024
 Opp: 2, Alex Johnson, UCLA, Sept. 9, 2023

Most Field Goals

4, Jack Browning vs. Fresno State*, Nov. 25, 2023
 3, Jack Browning vs. Hawai'i*, Oct. 8, 2022
 2, Jack Browning vs. Ohio, Aug. 26, 2023
 2, Jack Browning vs. Idaho State, Sept. 2, 2023
 2, Jack Browning vs. San Jose State*, Nov. 12, 2022
 2, Jack Browning vs. Arizona, Sept. 3, 2022
 Opp: 2, five times, last Brandon Talton, Nevada*, Oct. 21, 2023

Longest Field Goal

50, Gabe Placencia vs. Texas A&M-Commerce, Aug. 31, 2024
 50, Jack Browning vs. Toledo, Sept. 24, 2022
 49, Jack Browning vs. Ohio, Aug. 26, 2023
 45, Jack Browning vs. Hawai'i*, Oct. 8, 2022
 44, Jack Browning vs. UCLA, Sept. 9, 2023
 44, Jack Browning vs. Arizona, Sept. 3, 2022
 Opp: 43, Dylan Lynch, Fresno State*, Nov. 25, 2023

Most Punts

9, Jack Browning vs. Toledo, Sept. 24, 2022
 7, Tyler Pastula vs. Oregon State, Sept. 7, 2024
 7, Jack Browning vs. UCLA, Sept. 9, 2023
 6, Jack Browning vs. Utah State*, Nov. 4, 2023
 6, Jack Browning vs. Nevada*, Oct. 21, 2023
 6, Jack Browning vs. Air Force*, Nov. 26, 2022
 6, Jack Browning vs. UNLV*, Nov. 5, 2022
 6, Jack Browning vs. Idaho State, Sept. 10, 2022
 Opp: 11, Ian Hershey, Idaho State, Sept. 10, 2022

Highest Punt Average (min. 3 punts)

56.3, Jack Browning vs. Ohio, Aug. 26, 2023
 50.2, Jack Browning vs. UNLV*, Nov. 5, 2022
 48.8, Tyler Pastula vs. Oregon State, Sept. 7, 2024
 47.5, Jack Browning vs. Utah State*, Nov. 4, 2023
 47.5, Jack Browning vs. Idaho State, Sept. 10, 2022
 Opp: 50.8, James Ferguson-Reynolds, Boise State*, Sept. 22, 2023

Longest Punt

65, Jack Browning vs. Utah State*, Nov. 4, 2023
 63, Tyler Pastula vs. Oregon State, Sept. 7, 2024
 61, Jack Browning vs. UNLV*, Nov. 5, 2022
 60, Jack Browning vs. Ohio, Aug. 26, 2023
 59, Jack Browning vs. Idaho State, Sept. 10, 2022
 Opp: 67, James Ferguson-Reynolds, Boise State*, Sept. 22, 2023

Most Kick Returns

3, Ja'Shaun Poke vs. Texas A&M-Commerce, Aug. 31, 2024
 3, Kenan Christon vs. Boise State*, Sept. 22, 2023
 3, Jordan Byrd vs. Air Force*, Nov. 26, 2022
 3, Jordan Byrd vs. Arizona, Sept. 3, 2022
 2, Kenan Christon vs. Fresno State*, Nov. 25, 2023
 2, Sheldon Canley vs. Utah State*, Nov. 4, 2023
 2, Kenan Christon vs. UCLA, Sept. 9, 2023
 2, Martin Blake vs. Ohio, Aug. 26, 2023
 2, Jordan Byrd vs. San Jose State*, Nov. 12, 2022
 2, Jordan Byrd vs. Toledo, Sept. 24, 2022
 Opp: 6, Malik Sherrod, Fresno State*, Nov. 25, 2023

Most Kick Return Yards

112, Jordan Byrd vs. San Jose State*, Nov. 12, 2022
 104, Kenan Christon vs. Boise State*, Sept. 22, 2023
 64, Jordan Byrd vs. Arizona, Sept. 3, 2022
 61, Jordan Byrd vs. Air Force*, Nov. 26, 2022
 46, Ja'Shaun Poke vs. Texas A&M-Commerce, Aug. 31, 2024
 Opp: 130, Malik Sherrod, Fresno State*, Nov. 25, 2023

Highest Kick Return Average (min. 2 KR)

56.0, Jordan Byrd vs. San Jose State*, Nov. 12, 2022
 34.7, Kenan Christon vs. Boise State*, Sept. 22, 2023
 22.5, Jordan Byrd vs. Toledo, Sept. 24, 2022
 22.0, Martin Blake vs. Ohio, Aug. 26, 2023
 21.3, Jordan Byrd vs. Arizona, Sept. 3, 2022
 Opp: 30.3, Chedon James, Idaho State, Sept. 2, 2023

Longest Kick Return

95, Jordan Byrd vs. San Jose State*, Nov. 12, 2022
 71, Kenan Christon vs. Boise State*, Sept. 22, 2023
 44, Ja'Shaun Poke vs. Texas A&M-Commerce, Aug. 31, 2024
 37, Jack Browning vs. Air Force*, Nov. 26, 2022
 36, Jordan Byrd vs. Idaho State, Sept. 10, 2022
 Opp: 49, Kaden Dudley, Boise State*, Sept. 22, 2023

Most Punt Returns

4, Mekhi Shaw vs. Utah State*, Nov. 4, 2023
 3, Jordan Byrd vs. UNLV*, Nov. 5, 2022
 3, Jordan Byrd vs. Idaho State, Sept. 10, 2022
 2, Mikey Welsh vs. Texas A&M-Commerce, Aug. 31, 2024
 2, Mekhi Shaw vs. Nevada*, Oct. 21, 2023
 2, Cam Davis vs. Boise State*, Sept. 22, 2023
 2, Mekhi Shaw vs. UCLA, Sept. 9, 2023
 2, Mekhi Shaw vs. Idaho State, Sept. 2, 2023
 2, Jordan Byrd vs. Air Force*, Nov. 26, 2022
 2, Mekhi Shaw vs. Idaho State, Sept. 10, 2022
 Opp: 3, four times, last Trent Walker, Oregon State, Sept. 7, 2024

Most Punt Return Yards

75, Jordan Byrd vs. Idaho State, Sept. 10, 2022
 36, Dez Malone vs. Boise State*, Sept. 22, 2023
 30, Mekhi Shaw vs. Utah State*, Nov. 4, 2023
 25, Cam Davis vs. Boise State*, Sept. 22, 2023
 22, Jordan Byrd vs. Arizona, Sept. 3, 2022
 Opp: 23, Dorian Singer, Arizona, Sept. 3, 2022

Highest Punt Return Average (min. 2 PR)

25.0, Jordan Byrd vs. Idaho State, Sept. 10, 2022
 12.5, Cam Davis vs. Boise State*, Sept. 22, 2023
 8.5, Mekhi Shaw vs. Idaho State, Sept. 2, 2023
 7.5, Mekhi Shaw vs. Utah State*, Nov. 4, 2023
 7.5, Mekhi Shaw vs. UCLA, Sept. 9, 2023
 Opp: 12.0, Adam Beale, Toledo, Sept. 24, 2022

Longest Punt Return

66, Jordan Byrd vs. Idaho State, Sept. 10, 2022
 36, Dez Malone vs. Boise State*, Sept. 22, 2023
 22, Jordan Byrd vs. Arizona, Sept. 3, 2022
 21, Cam Davis vs. Boise State*, Sept. 22, 2023
 15, Mekhi Shaw vs. UCLA, Sept. 9, 2023
 Opp: 16, Dorian Singer, Arizona, Sept. 3, 2022