

SAN DIEGO STATE FOOTBALL

Contacts: Jamie McConeghy, Senior Assoc. AD of Communications & Media Relations (jmcconeg@sdsu.edu); Collin Robinson, Asst. Communications Director (crobinson3@sdsu.edu)

LIVE COVERAGE

TV/Stream: CBS Sports Network

Chris Lewis (play-by-play)
Taylor McHargue (analysis)
Michael Pittman (producer)



Aztecs Radio Network: San Diego Sports 760

pregame starts two hours before kickoff;

postgame show is one hour

Jon Schaeffer (play-by-play)
Rich Ohrnberger (analyst)
Ben Fletcher (pre, half, post)
J.R. Tolver (pre)



Live Stats: GoAztecs.com

THE SERIES (complete series info on pg. 8)

Series: Series tied, 19-19

Home: 12-7; Away: 7-12

Snapdragon Stadium: 0-0

War Memorial Stadium: 7-12

Longest SDSU Win Streak: 5 (1999-2003)

Longest Wyoming Win Streak: 3 (1992-1995)

2024 SCHEDULE / RESULTS

 **Texas A&M - Commerce** **W, 45-15**
Sat., Aug. 31 | 5 p.m. PT | San Diego, Calif. | truTV/MAX

 **Oregon State** **L, 0-21**
Sat., Sept. 7 | 7:30 p.m. PT | San Diego, Calif. | CBSSN

 **at (rv/rv) California** **L, 10-31**
Sat., Sept. 14 | 7:30 p.m. PT | Berkeley, Calif. | ESPN

 **at Central Michigan** **L, 21-22**
Sat., Sept. 28 | 3:30 p.m. ET | Mount Pleasant, Mich. | CBSSN

 **Hawai'i*** **W, 27-24**
Sat., Oct. 5 | 5 p.m. PT | San Diego, Calif. | CBSSN


 **at Wyoming***
Sat., Oct. 12 | 1:30 p.m. MT | Laramie, Wyo. | CBSSN

 **Washington State**
Sat., Oct. 26 | 7:30 p.m. PT | San Diego, Calif. | CBSSN

 **at Boise State***
Fri., Nov. 1 | 6 p.m. MT | Boise, Idaho | FS1

 **New Mexico***
Fri., Nov. 8 | 7:30 p.m. PT | San Diego, Calif. | FS1

 **at UNLV***
Sat., Nov. 16 | 7:30 p.m. PT | Las Vegas, Nev. | CBSSN

 **at Utah State***
Sat., Nov. 23 | 1:30 p.m. MT | Logan, Utah | CBSSN

 **Air Force***
Sat., Nov. 30 | TBA | San Diego, Calif. | FOXSN

TOC	Page No.	TOC	Page No.
Media Availability	2	Roster	22-23
General Notes	3-18	2-Deep	24
Series History	8-10	Recaps	25-29
MW / Opponent Info	19	Statistics	30-55
Coaching Staff	20-21	Last Time it Happened	56-58

GAME 6

SAN DIEGO STATE (2-3, 1-0 MW) at WYOMING (1-4, 1-0 MW)

Saturday, Oct. 12, 2024 ■ 1:30 p.m. MT (12:30 p.m. PT) ■ Laramie, Wyo. ■ War Memorial (29,181)



AZTECS

Head Coach: Sean Lewis
Record at SDSU: 2-3 (first season)
Career Record: 26-34 (sixth season)
Lewis Record vs. WYO: 0-1

COWBOYS

Head Coach: Jay Sawvel
Record at WYO: 1-4 (first season)
Career Record: Same
Sawvel Record vs. SDSU: 0-0



SAN DIEGO STATE TRAVELS TO LARAMIE FOR FIRST TIME SINCE 2016 TO FACE WYOMING

- Fresh off a 27-24 victory over Hawai'i on Saturday night in its lone home game in a span of 48 days, San Diego State travels to Laramie, Wyoming, to take on Wyoming at 1:30 p.m. CT (12:30 p.m. PT) Saturday.
- The Aztecs (2-3, 1-0 MW) are playing at War Memorial Stadium in Laramie for the first time since playing twice in a 14-day period in 2016. The Cowboys (1-4 this year, 1-0 MW) won the regular-season encounter, 34-33, on Nov. 19, while SDSU took the Mountain West title game, 27-24, two weeks later on Dec. 3.
- The last time the teams played in Laramie was Dec. 3, 2016. On game day, it will be 2,870 days since the teams met at War Memorial Stadium. That's seven years, 10 months and nine days.
- The two teams are meeting overall for the first time since a 26-22 San Diego State win on Oct. 12, 2019 in San Diego. On Saturday, it will be exactly five years (1,827 days) since the teams played one another.
- Each team has won 19 games apiece in the series, both going 12-7 at home (and 7-12 on the road).
- On Saturday night at Snapdragon Stadium, the Aztecs trailed for only 2 minutes, 34 seconds (2:34), but had to rally in the fourth quarter to beat Hawai'i, 27-24, and snap a three-game losing streak.
- The NCAA's active leading FBS rusher - Marquez Cooper - ran for 109 yards and two touchdowns. It was his second straight 100-yard rushing game, third this season and 20th of his career.
- True freshman Danny O'Neil threw for 224 yards and a touchdown to improve to 2-2 as the starting quarterback this year.
- The Rainbow Warriors took their only lead of the game early in the fourth quarter on a 23-yard touchdown pass, but SDSU answered with an 8-play, 87-yard drive, culminating with a 2-yard TD run by Cooper.
- San Diego State then stopped UH on fourth-and-2 from the Aztec 46-yard line and later clinched the win on a Marlem Louis sack to end the game.
- EDGE Trey White continued his remarkable start to the season, registering three sacks and four tackles for loss for a second straight game. For his efforts, he was named the Mountain West Defensive Player of the Week on Monday for the first time of his career.
- White has nine sacks through five games, including 8.5 over the last three games. White is averaging 1.80 sacks per game, which would be a NCAA FBS record for most sacks per game in a season, just ahead of Arizona State's Terrell Suggs (1.71 in 2002), Louisville's Elvis Dumervil (1.67 in 2005) and Syracuse's Dwight Freeney (1.46 in 2001).
- As a team, the Aztecs rank fourth in the country with 3.80 sacks per game. White's 1.80 sacks per game are more than 41 other FBS teams and tied with nine teams, including Iowa State, Missouri and Tennessee for the 83rd most in the country.
- White leads the country in sacks per game (1.80), total tackles for loss (12.0), tackles for loss per game (2.40) and tackles for loss yards (83), and is tied for first in sacks (9) and third in sack yards (53).
- O'Neil, the first true freshman to start a season-opener in SDSU's Division I history (since 1969), has thrown 113 pass attempts this season, which is the third most in the country without an interception, only trailing Eastern Michigan's Cole Snyder (145) and USF's Byrum Brown (132). Snyder is a fifth-year senior, while Brown is a junior. O'Neil is 71-for-113 for the year with 791 yards, five touchdowns and no interceptions.
- O'Neil was named the MW Freshman of the Week for the first time on Monday following his 224-yard, 1 TD performance. O'Neil completed his first 10 passes of the game and completed a career-high 24 of the game on 33 attempts. SDSU scored on five of its 10 drives, including three touchdowns and two field goals.
- San Diego State started the season with a 1-3 record, its first 1-3 start since the 2015 campaign. That year, the Aztecs won their

COMBINED FB & MBB WINNING PCT. / SINCE 2010

Below is a list of the highest combined football and men's basketball winning pct. (through Oct. 5)

Rk.	School	Pct.
1.	Ohio State	.728
2.	San Diego State	.726
3.	Oregon	.714
4.	Duke	.706
5.	Alabama	.693
6.	Wisconsin	.689
7.	Arizona	.689
8.	Kentucky	.687
9.	Michigan State	.683
10.	Cincinnati	.681

MOST RUSHING YARDS / FBS / ACTIVE

Rk.	Player, Current School	Yds.
1.	Marquez Cooper, SDSU	4,439
2.	Tahj Brooks, Texas Tech	3,731
3.	Devin Neal, Kansas	3,661
4.	Nate Noel, Missouri	3,545
5.	Ashton Jeanty, Boise State	3,199

* Cooper spent 2020-22 at Kent State and 2023 at Ball State

MOST SACKS PER GAME / FBS / SINCE 2000

Rk.	Player (School)	Year SPG
1.	Terrell Suggs (ASU)	2002 1.71
2.	Elvis Dumervil (L'ville)	2005 1.67
3.	Dwight Freeney (Syracuse)	2001 1.46
4.	Dan Bazuin (CMU)	2005 1.45
5.	Cade Hall (SJSU)	2020 1.43

Trey White (SDSU) 2024 1.80

* White has 9.0 sacks in five games this season

SAN DIEGO STATE MEDIA AVAILABILITY: WYOMING

6 SUN	7 MON	8 TUE	9 WED	10 THU	11 FRI	12 SAT
Closed Practice No media availability.	SDSU Media Luncheon 11:15 a.m. - Food arrives 11:30 p.m. - Coach Lewis No practice No student-athlete availability. <i>Game Notes</i> <i>News Conference Video</i> <i>News Conference Quotes</i>	FINAL MEDIA DAY FOR ASST. COACHES 8:45-9:15 a.m. - Open Practice Open to media who cover SDSU on a regular basis (must contact media relations office). 11 a.m. - Post-practice availability requests (up to a max of two) due by 9 a.m.: - Assistant coaches	FINAL MEDIA DAY FOR STUDENT-ATHLETES 8:45-9:15 a.m. - Open Practice Open to media who cover SDSU on a regular basis (must contact media relations office). 11 a.m. - Post-practice availability (only student-athlete request availability for the week; requests (up to a max of two) due by 9 a.m.): - Selected players - Coach Lewis (briefly) <i>Media Scrum Video</i> <i>Broadcast Flip Card</i>	Closed Practice No media availability. 6 p.m. - The Sean Lewis Show live on San Diego Sports 760.	Closed Practice No media availability.	San Diego State at Wyoming, 1:30 p.m. MT on CBS Sports Network and San Diego Sports 760. Postgame News Conference - San Diego State's locker room is closed. Coach Lewis and selected players will be available after a cooling off period. Contact the media relations office for details. <i>Live: Game</i> <i>Live: Stats</i> <i>Game Stats</i> <i>Postgame Notes</i> <i>Postgame Quotes</i> <i>News Conference Archive</i> <i>Highlights</i>

Items in red are sent out to the media distribution list and/or are available on that day at GoAztecs.com.

SDSU MEDIA RELATIONS

Phone: (619) 594-5547

Fax: (619) 582-6541

Overnight Address:

Aztec Athletics Center, Suite 3014
 5302 55th Street
 San Diego, CA 92182-4309

Website: GoAztecs.com

Public Twitter: GoAztecs

Game Notes Twitter: GoAztecsStats

Jamie McConeghy* | Senior Assoc. AD/Comm. & Media Relations

Office: (619) 594-3023 **Cell:** (607) 435-5577

E-Mail: jmcconeg@sdsu.edu

Collin Robinson* | Assistant Communication Director

Office: (619) 594-5548

E-Mail: crobinson3@sdsu.edu

Richard Stern | Assistant AD - Communications

Office: (619) 594-5548

E-Mail: rstern@sdsu.edu

Ben Pearson | Assistant Communications Director

Office: (619) 594-2576

E-Mail: bpearson@sdsu.edu

Jim Solien | Assistant Media Relations Director

Office: (619) 594-2576

E-Mail: jsolien@sdsu.edu

Sam Meyers | Assistant Communications Director

Office: (619) 594-5242

E-Mail: scmeyers@sdsu.edu

Rachel Gonzales% | Media Relations Coordinator

Office: (619) 594-5547

E-Mail: regonzales@sdsu.edu

Andrew Burton | Coordinator of Multimedia Productions

Office: (619) 594-2428

E-Mail: aburton2@sdsu.edu

PRACTICE

All practices are closed to both the public and the media with the exception being the first 20 minutes of Tuesday and Wednesday's workouts (media only). Members of the media planning to attend Tuesday or Wednesday's practice will need to email the athletic communications office to be placed on a list to gain access to the practice fields.

Post-practice interview requests should be submitted to the San Diego State athletic communications office no later than 9 a.m. PT on the day of the potential interview. Other interview requests must be made at least 24 hours in advance.

MONDAY NEWS CONFERENCE

SDSU will hold its news conference on Monday's at 11:30 p.m. PT with the exception of the first week.

Contact the SDSU athletic communications office for more details.

A brief transcript of the weekly media luncheon will be posted on GoAztecs.com. Contact the athletic communications office for additional details.

THE SEAN LEWIS RADIO SHOW

This season, the Sean Lewis Show will air live weekly on Thursday evenings from 6-7 p.m. PT on San Diego Sports 760.

VIDEO FOOTAGE OF GAMES

Video highlights and interview footage will once again be available to the media for San Diego State road games (time permitting). For more information contact Jamie McConeghy at (619) 594-3023.

COLLEGE PRESS BOX.COM

CollegePressBox.com is the official media website for Mountain West football. Access and download weekly game notes, quotes, statistics, media guide headshots, logos and more for the conference and each of its 12 member schools throughout the season. Login information will be distributed by the conference office to accredited media or you can apply for a password by sending an email to password@collegepressbox.com.

* primary football contacts; % credential requests

final 10 games of the year, including a 27-24 victory over Air Force in the Mountain West Championship game and a 42-7 win over Cincinnati in the Hawai'i Bowl.

- That was the first of back-to-back MW championships for the Aztecs, who have three in league history (2012, 2015 and 2016).

- Cooper is the active leader in FBS play in both rushing yards (4,439) and all-purpose yards (5,107), and tied for first in rushing touchdowns (38), third in rushing yards per game (94.4) and tied for fifth in total touchdowns (38).

- Cooper, who has three straight 1,000-yard seasons (2023 at Ball State, and 2021-22 at Kent State under Sean Lewis), enters the weekend 11th in the country with 116.6 rushing yards per game. He has rushed for 583 yards and five touchdowns in five games, while adding 10 catches for 58 yards.

- One of the most innovative minds in college football over the past decade, Sean

Lewis was named the 19th head coach in the history of the San Diego State football program, as announced on Nov. 29, 2023. Lewis, 38, brings an extensive résumé to The Mesa, serving as head coach at Kent State from 2018-22 before spending the 2023 campaign as offensive coordinator/quarterbacks coach at Colorado under head coach Deion Sanders. He has also witnessed great success as a coordinator/assistant coach in stops at Syracuse (2016-17), Bowling Green (2014-15) and Eastern Illinois (2012-13).

- Last season at Colorado, the Buffaloes were ranked sixth in the country in passing yards per game (330.0) and 39th in scoring (32.1) with Lewis calling the plays. When Lewis stopped calling plays, Colorado dropped to 59th in passing (224.0) and 100th in scoring (20.3).

- In 2021, Kent State set program records in plays (1,052), yards (6,907), first downs (364), rushing yards (3,482) and passing yards (3,425). Additionally, the Golden Flashes ranked third in the country that year in rushing (248.6) and first downs (364), fourth in total offense (495.2) and 30th in scoring (33.0).

- In the COVID-shortened 2020 season, Kent State led the country in scoring (49.8) and total offense (606.5), ranked second in in pass efficiency rating (191.2) and third down conversion percentage (56.1), third in rushing (283.0) and fourth down conversion

FEWEST PLAYERS IN FINAL YEAR OF ELIGIBILITY / FBS

Rk.	Team	No.
1.	Illinois	12
	Troy	12
3.	Iowa State	14
	San Jose State	14
5.	San Diego State	15

MOST SCHOLARSHIP NEWCOMERS / FBS

Rk.	Team	No.
1.	North Texas	54
2.	Colorado	49
3.	Arizona State	49
	Indiana	49
	Troy	49
6.	San Diego State	44

FEWEST PLAYERS IN FINAL YEAR OF ELIGIBILITY WHO BEGAN CAREER AT CURRENT SCHOOL / FBS

Rk.	Team	No.
1.	San Diego State	0
	Troy	0
3.	Colorado	1
4.	Arizona State	3
	Old Dominion	3
6.	Six tied at	4

FEWEST SCHOLARSHIP PLAYERS RETURNING / FBS

Rk.	Team	No.
1.	Colorado	31
	North Texas	31
3.	Arizona State	38
	Indiana	38
	Troy	38
5.	San Diego State	40
	Temple	40

FEWEST RETURNING PLAYERS / FBS

Rk.	Team	No.
1.	North Texas	46
2.	Colorado	51
3.	San Jose State	53
4.	San Diego State	54
5.	Arizona State	58
	Middle Tennessee	58
	Old Dominion	58
	Temple	58

BEST FBS RECORD SINCE 2015

Below is a list of the highest winning percentages in the nation for FBS schools since the beginning of the 2015 season. (note: minimum 100 games played as an FBS school; through Oct. 5)













Rk.	Team	W	L	Pct.
1.	Alabama	119	13	.902
2.	Ohio State	106	14	.883
3.	Clemson	113	18	.863
4.	Georgia	108	20	.844
5.	Oklahoma	98	25	.797
6.	Michigan	93	27	.775
7.	Notre Dame	91	29	.758
8.	Appalachian State	90	33	.732
9.	Boise State	86	33	.723
	Penn State	86	33	.723
11.	LSU	86	34	.717
12.	Washington	83	34	.709
13.	Iowa	84	36	.700
14.	Oregon	82	36	.695
15.	Oklahoma State	85	38	.691
16.	Wisconsin	82	37	.689
17.	Utah	81	37	.686
18.	Memphis	82	39	.678
19.	Toledo	78	38	.672
20.	San Diego State	78	41	.655

CALIFORNIA FBS RECORDS SINCE 2015

Below is a look at the best records in the state of California since the beginning of the 2015 campaign (through Oct. 5). BG - indicates number of bowl games the team has participated in since 2015. AP Rk. - indicates current final team ranking in the Associated Press poll.

Rk.	Team	W	L	Pct.	BG	AP Rk.
1.	San Diego State	78	40	.655	7	-
2.	USC	73	43	.629	6	rv
3.	Fresno State	65	50	.565	5	-
4.	Stanford	59	54	.522	4	-
5.	UCLA	54	58	.482	5	-
6.	California	52	57	.477	4	-
7.	San José State	48	64	.429	4	-

2024 SCHEDULE / RESULTS

Date	Opponent	Site	TV/Stream	Time/Result	Series	Notes
Aug. 31	 Texas A&M-Commerce Lions	San Diego, Calif. Snapdragon Stadium	truTV/MAX	W, 45-14	SDSU, 1-0	SDSU outscores TC, 42-8, in 2H in Lewis debut; Cooper: 223 yds., 2 TD; TR-Fr. O'Neil starts at QB
Sept. 7	 Oregon State Beavers	San Diego, Calif. Snapdragon Stadium	CBS Sports Network	L, 0-21	OSU, 5-2	SDSU outgained, 420-179 (237-72 on ground); Aztecs only get into OSU territory 2 of 12 drives
Sept. 14	 at (rv/rv) California Bears	Berkeley, Calif. California Memorial Stadium	ESPN	L, 10-31	CAL, 5-4	Game combines for 27 penalties for 233 yds; Tup.-Johnson: 156 yds., 1 TD, 2 INT in 1st start
Sept. 28	 at Central Michigan Chippewas	Mt. Pleasant, Mich. Kelly/Shorts Stadium	CBS Sports Network	L, 21-22	Series tied, 1-1	SDSU misses 2 FGs in 4th Q (33 and 28 yds.); Brown: 8 rec., 149 yds.; Wolfe: 3-40-2 (TD)
Oct. 5	 Hawai'i Rainbow Warriors	San Diego, Calif. Snapdragon Stadium	CBS Sports Network	W, 27-24	SDSU, 26-11-2	SDSU now 11-2 vs. UH since it joined the MW; White: 3 sacks, 4 TFL for 2nd straight game
Oct. 12	 at Wyoming Cowboys	Laramie, Wyo. War Memorial Stadium	CBS Sports Network	1:30 p.m. MT	Series tied, 19-19	First meeting since 26-22 SDSU win in 2019; 1st trip to Laramie since winning '16 MW Champ
Oct. 26	 Washington State Cougars	San Diego, Calif. Snapdragon Stadium	CBS Sports Network	7:30 p.m. PT	Series tied, 1-1	Teams last met in 2011 (at SDSU 42, WSU 24); Other meeting was 2007 (at WSU 45, SDSU 17)
Nov. 1	 at Boise State Broncos	Boise, Idaho Snapdragon Stadium	Albertsons Stadium	6 p.m. MT	Boise State, 5-4	SDSU outgained, 85, 439-403, in '23 but lost, 34-31; Longest winning streak in series is two
Nov. 8	 New Mexico Lobos	San Diego, Calif. Snapdragon Stadium	FS1	7:30 p.m. PT	SDSU, 29-15	Aztecs have won nine straight in series; Last loss was Oct. 18, 2008 in Albuquerque
Nov. 16	 at UNLV Rebels	Las Vegas, Nev. Allegiant Stadium	CBS Sports Network	7:30 p.m. PT	SDSU, 22-10	SDSU has won 4 straight in series & 8 of last 9; UNLV made MW championship for 1st time in '23
Nov. 23	 at Utah State Aggies	Logan, Utah Maverik Stadium	CBS Sports Network	1:30 p.m. MT	SDSU, 13-4	SDSU lost, 32-24, in double-overtime in 2023; Aztecs are 5-0 all-time at Utah State
Nov. 30	 Air Force Falcons	San Diego, Calif. Snapdragon Stadium	Fox Sports Networks	TBA	Air Force, 21-18	SDSU won 9 of last 11, but AFA has won last 2; Aztecs have won 5 of last 6 meetings at home

RUSHING YARDS / ALL-TIME[^] / FBS

Rk.	Player, Team	Years	Yards
1.	Donnell Pumphrey, San Diego State	2013-16	6,405
52.	Marshall Faulk, San Diego State	1991-93	4,589
63.	Lorenzo White, Michigan State	1984-87	4,513
68.	Dalvin Cook, Florida State	2014-16	4,464
70.	Eric Dickerson, SMU	1979-82	4,450
71.	Earl Campbell, Texas	1974-77	4,443
72.	Marquez Cooper, San Diego State*	2020-24	4,439

[^] According to SportsReference.com; * Cooper spent 2020-22 at Kent State and 2023 at Ball State

RUSHING YARDS / ACTIVE / FBS

Rk.	Player, Team	Years	Yards
1.	Marquez Cooper, San Diego State*	2020-24	4,439
2.	Tahj Brooks, Texas Tech	2020-24	3,731
3.	Devin Neal, Kansas	2021-24	3,661
4.	Nate Noel, Missouri	2020-24	3,545
5.	Ashton Jeanty, Boise State	2020-24	3,199

* Cooper spent 2020-22 at Kent State and 2023 at Ball State

ALL-PURPOSE YARDS / ACTIVE / FBS

Rk.	Player, Team	Years	Yards
1.	Marquez Cooper, San Diego State*	2020-24	5,107
2.	Brennan Presley, Oklahoma State	2020-24	4,618
3.	Brian Battie, Auburn	2020-24	4,386
4.	Devin Neal, Kansas	2021-24	4,193
5.	LaJohnntay Wester, Colorado	2020-24	4,117

* Cooper spent 2020-22 at Kent State and 2023 at Ball State

RUSHING TOUCHDOWNS / ACTIVE / FBS

Rk.	Player, Team	Years	TDs
1.	Marquez Cooper, San Diego State*	2020-24	38
	Devin Neal, Kansas	2021-24	38
3.	Ashton Jeanty, Boise State	2022-24	37
4.	Quinshon Judkins, Ohio State	2022-24	36
	TreVeyon Henderson, Ohio State	2021-24	36

* Cooper spent 2020-22 at Kent State and 2023 at Ball State

RUSHING YARDS PER GAME / ACTIVE / FBS

Rk.	Player, Team	Years	YPG [^]
1.	Ashton Jeanty, Boise State	2022-24	103.2
2.	Quinshon Judkins, Ohio State	2022-24	103.0
3.	Marquez Cooper, San Diego State*	2020-24	94.4
4.	Harrison Waylee, Wyoming	2020-24	89.9
5.	TreVeyon Henderson, Ohio State	2021-24	85.6

* Cooper spent 2020-22 at Kent State and 2023 at Ball State; [^] min. 25 GP

RUSHING YARDS PER GAME / 2024 / FBS


Rk.	Player, Team	G	YPG
1.	Ashton Jeanty, Boise State	5	206.2
2.	Kaleb Johnson, Iowa	5	154.2
3.	Tahj Brooks, Texas Tech	5	135.8
4.	Kyle Monangai, Rutgers	5	133.4
5.	Omarion Hampton, North Carolina	6	127.3
6.	Cam Skattebo, Arizona State	5	123.8
7.	DJ Giddens, Kansas	5	120.8
8.	Bryson Daily, Army West Point	5	120.4
9.	RJ Harvey, UCF	5	120.0
10.	Dylan Sampson, Tennessee	5	117.8
11.	Marquez Cooper, San Diego State	5	116.6

percentage (87.5), and 10th in passing (323.5).

- While at Syracuse, his 2016 offense set or tied 40 program records, including passing yards (3,855), while the 5,290 yards were the second most in school history.
- Lewis also had the fourth-ranked offense (546.8) at Bowling Green in 2015 and the sixth-ranked scoring offense (42.2).
- The Aztecs have posted a .500 or better overall record and a winning record in Mountain West action in 13 of the past 14 seasons, only failing to do so last year (4-8 overall, 2-6 in MW).
- San Diego State once again plays one of the toughest schedules in the country with seven of its 11 FBS games against teams that made a bowl game in 2023 and three against former Pac-12 teams (hosting Oregon State on Sept. 7, at California on Sept. 14 and hosting Washington State on Oct. 26).
- SDSU returns only two all-Mountain West players from a year ago in Mekhi Shaw (honorable mention at both wide receiver and punt returner) and Kenan Christon (honorable mention at kick returner).
- Gone from San Diego State are second-team honorees TE Mark Redman, OL Wade Bennett, CB Noah Tumblin and P Jack Browning, including the latter two which are vying for spots in NFL camps. Other all-conference performers gone from SDSU are QB Jalen Mayden, LB Zyrrus Fiasseu and CB Dez Malone. In all, 18 starters are gone from the 2023 squad.
- Joining first-year head coach Sean Lewis are 55 total newcomers (combining scholarships and walk-ons).
- The Aztecs do not have a single player in his final year of eligibility who began his career at San Diego State. SDSU and Troy are the only teams in the country without a player in his final year of eligibility who began his career at his current school (see chart on right).
- Overall, the Aztecs have 15 players in their final year of eligibility, which is the fifth fewest in the country. Only Illinois (12), Troy (12), Iowa State (14) and San Jose State (14) have fewer (see chart on right).
- Additionally, SDSU returns only 54 players from a year ago, which ranks as the fourth fewest in the country.
- San Diego State has 44 scholarship newcomers, the sixth most in the nation. The 40 scholarship returnees are tied for the sixth fewest in the country.
- Lewis has brought along an impressive coaching staff to The Mesa, including six full-time coaches with previous coordinator experience. Three assistant coaches on the Aztec offensive staff have previous offensive coordinator experience, including pass game coordinator Lanear Sampson (2023 co-offensive coordinator/2022 pass game coordinator at Austin Peay), run game coordinator Mike Schmidt (2023 run game coordinator at Mississippi State, 2022 run game coordinator at Syracuse) and quarterbacks coach Matt Johnson (2023 offensive coordinator at Kent State). Additionally, senior offensive analyst Ryan Lindley was SDSU's offensive coordinator last season.
- Defensively, Eric Schmidt is in his first season as SDSU's defensive coordinator. Schmidt previously spent two seasons at Washington as its special teams coordinator and coach of the EDGE position on defense. Defensive edges coach Rob Aurich (2022-23 defensive coordinator at Idaho, 2018-21 special teams coordinator at South Dakota, 2015-17 defensive coordinator at Bemidji State) also has previous coordinator experience.
- Finally, associate head coach Zac Barton is in his first season as SDSU's special teams coordinator after spending last season at Kansas, where he served as the Jayhawks' special teams analyst. Prior to Kansas, Barton coached the special teams at Kent State from 2018-22 under Lewis.
- Following Saturday's road game at Wyoming, San Diego State is off the week of Oct. 19 before returning to America's Finest City for a home contest against Washington State on Oct. 26.

PROGRAM-AT-A-GLANCE

- SDSU's 72.6 combined winning percentage in football and men's basketball since the fall of 2010 only trails Ohio State (.728). Rounding out the top five are Oregon (.714), Duke (.706) and Alabama (.693).
- Since the start of the 2015 campaign, San Diego State ranks 20th in the country with a 65.5 winning percentage (min. 80 games played as an FBS school) (78-41).
- SDSU had five double-digit victory seasons from 2015-21. Only eight schools in the nation can say that - San Diego State, Alabama, Appalachian State, Clemson, Georgia, Notre Dame, Ohio State and Oklahoma.
- San Diego State posted 13 consecutive seasons with at least a .500 record until last year. That was tied for the sixth-longest streak nationally and was the longest streak among Pacific Time Zone teams.
- The Aztecs have played in 12 bowl games since 2010, tied for the 13th most in the country. The only teams with more bowl appearances since 2010 other than SDSU are Alabama, Boise State, Clemson, Georgia, LSU, Mississippi State, Notre Dame, Ohio State, Oklahoma, Oklahoma State, Oregon and Wisconsin.
- Since the start of the 2019 campaign, San Diego State is 28-15 in games decided by seven or more points.
- The Aztecs are 27-15 in their last 42 games decided by one score.
- San Diego State is 50-23 (.685) in its last 73 regular-season games against Mountain West opponents.
- SDSU's defensive rankings since 2014: 2nd in interceptions (159), T-4th in turnovers forced (231), 9th in total defense (323.5) and 9th in scoring (19.7)



Cooper

MR. COOPER

San Diego State senior running back Marquez Cooper is making the most of his opportunity to be the featured back in the San Diego State offense.

- Cooper has three career 1,000-yard seasons, including 1,080 and 1,331 while at Kent State under Sean Lewis in 2021 and 2022, respectively, and 1,043 last year at Ball State.

- Cooper is the active leader in FBS play in both rushing yards (4,439) and all-purpose yards (5,107), and tied for first in rushing touchdowns (38), third in rushing yards per game (94.4) and tied for fifth in total touchdowns (38). <<< See *Marquez Cooper rankings on the previous page.*
- Cooper's 4,439 rushing yards would rank third in SDSU program history, just ahead of Rashaad Penny (3,656 from 2014-17) and only behind Donnell Pumphrey (6,405 from 2013-16) and Marshall Faulk (4,589 from 1991-93).
- Cooper has 20 career 100-yard rushing games, including 13 at Kent State (five in 2022, seven in 2021 and one in 2020), four at Ball State last year and three this season in five games at San Diego State.
- This season, Cooper ranks first in FBS play in rush attempts per game (25.20), second in total rush attempts (126, 1st in MW) and total all-purpose plays (136, 1st in MW), 11th in rushing yards per game (116.60, 2nd in MW), 17th in rushing yards (583, 2nd in MW) and 20th in all-purpose yards per game (128.20, 3rd in MW). Cooper is also third in the Mountain West in all-purpose yards (641, 30th in FBS), tied for fourth in rushing touchdowns (5, T-34th in FBS), fifth in rushing yards per carry (4.63) and tied for sixth in total touchdowns (5, T-58th in FBS).
- Cooper rushed for 223 yards in the opener vs. Texas A&M-Commerce on Aug. 31, the first 200-yard game by an Aztec since Rashaad Penny had 221 vs. Army West Point in the 2017 Armed Forces Bowl on Dec. 23 and the most by an Aztec since Penny had a career-high 234 at San Jose State on Nov. 4, 2017. Cooper became the 84th different Aztec with a 100-yard rushing game. It was the 17th time in SDSU's Division I history that an Aztec broke 100 rushing yards in a season opener and only trailed David Turner's 239 yards in the 1976 opener vs. Arkansas State. Cooper's 223 yards were also Snapdragon Stadium record and the fourth most in a FBS game this season. Cooper had his second 100-yard game of the season at Central Michigan on Sept. 28, rushing for 111 yards on 34 carries.
- Cooper had his second 100-yard game of the season at Central Michigan on Sept. 28, rushing for 111 yards and two touchdowns on 34 carries and his third the following week vs. Hawai'i on Oct. 5, running for 109 yards and two touchdowns on 30 attempts.



O'Neil

IN RAREFIED AIR

San Diego State true freshman quarterback Danny O'Neil has burst on the scene after joining the Aztecs in January for the spring semester. The Indianapolis native followed SDSU head coach Sean Lewis to The Mesa and was named the team's starting quarterback after practice on Aug. 19.

Below are some notes on O'Neil.

- O'Neil became the first true freshman quarterback in SDSU's Division I era (since 1969) to earn a start in a season-opener when he started against Texas A&M-Commerce on Aug. 31.
- He was the third true freshman quarterback in San Diego State's DI era to earn a start and is the second to pick up a win in his first start (also Spencer Brinton on Oct. 25, 1997 - SDSU 10, Hawai'i 3).
- The Aztecs scored 45 points in his first career start. In SDSU's two previous games that it started a true freshman quarterback for the first time, San Diego State combined for 23 points (10 vs. Hawai'i on Oct. 25, 1997 and 13 at Fresno State on Oct. 3, 2014).
- O'Neil was one of only two true freshmen in the country to start in the opening weekend (also Nebraska's Dylan Raiola).
- In the second half of the Texas A&M-Commerce game, O'Neil was 11-for-12 for 130 yards and two touchdowns for a 237.67 pass efficiency rating.
- O'Neil has thrown 113 pass attempts this season, which is the third most in the country without an interception, only trailing Eastern Michigan's Cole Snyder (145) and USF's Byrum Brown (132).
- Among the Mountain West, O'Neil ranks fourth in completion percentage (62.83) and yards per attempt (7.00), fifth in pass attempts per game (28.25, 62nd in FBS) and pass efficiency rating (136.23, 64th in FBS), sixth in completions per game (17.75, 61st in FBS), passing yards per game (197.75) and yards per completion (11.14), eighth in total offense per game (201.75) and pass completions (71), ninth in passing yards (791) and total pass attempts (113), and 10th in passing touchdowns (6).
- O'Neil was named the Mountain West Freshman of the Week on Oct. 7 for his play against Hawai'i. O'Neil led the Aztecs to a 27-24 come-from-behind win over Hawai'i, completing his first 10 pass attempts and a career-high 24 for the game, going 24-for-33 for 224 yards, a touchdown and no turnovers. SDSU scored on five of its 10 drives, including three touchdowns and two field goals



White

HOMETOWN HERO

San Diego State sophomore Trey White is making the most of his move from linebacker to the new EDGE position in Eric Schmidt's 4-2-5 defense. White, who prepped at nearby Eastlake High School in Chula Vista, was named a captain by his teammates in late-August, along with Tano Letuli the first Aztec underclassmen to be named captains since current Minnesota Vikings head coach Kevin O'Connell (O'Connell was a four-time team captain from 2004-07).

Below are some notes on White's season so far.

- White has totaled 28 tackles (21 solo), including 12 tackles for a loss of 83 yards and nine sacks for 53 yards, while adding a forced fumble and two pass breakups.
- White is off to a historic start to the season, on pace to break the FBS's record for the most in a season. White is averaging 1.80 sacks per game, which would be a NCAA FBS record for most sacks per game in a season, just ahead of Arizona State's Terrell Suggs (1.71 in 2002), Louisville's Elvis Dumervil (1.67 in 2005) and Syracuse's Dwight Freeney (1.46 in 2001). White's 1.80 sacks per game have come in five games, one under the minimum for the NCAA threshold of six games played.
- White is averaging more sacks per game than 41 other teams.
- White leads the country in sacks per game (1.80), total tackles for loss (12.0), tackles for loss per game (2.40) and tackles for loss yards (83), and is tied for first in sacks (9) and third in sack yards (53). White is also tied for eighth in the Mountain West in forced fumbles (1) and tied for ninth in forced fumbles per game (0.20).
- According to Pro Football Focus, White ranks in a tie for seventh in the country in quarterback pressures (23).
- White logged three sacks and four tackles for loss at Central Michigan on Sept. 28. He was the first Aztec with four TFLs in a game since Jay Henderson had four vs. Northern Illinois on Sept. 30, 2017.

WYOMING (1-4, 1-0 MW)

Aug. 31	at Arizona State	L, 7-48
Sept. 7	Idaho	L, 13-17
Sept. 14	Brigham Young	L, 14-34
Sept. 21	at North Texas	L, 17-44
Sept. 28	Air Force*	W, 31-19
Oct. 5	San Diego State*	1:30 p.m. MT
Oct. 19	at San Jose State*	1 p.m. PT
Oct. 26	Utah State*	5 p.m. MT
Nov. 2	at New Mexico*	2 p.m. MT
Nov. 15	at Colorado State*	6 p.m. MT
Nov. 23	Boise State*	5 p.m. MT
Nov. 30	at Washington State	3:30 p.m. PT

TEAM COMPARISON (2024)

(National rankings (out of 130 in parentheses; through Oct. 5)

Category	San Diego State	Wyoming
Record	2-3	1-4
Conference	1-0	1-0

Scoring Offense	20.60 (113)	16.40 (123)
Scoring Defense	22.40 (58)	32.40 (115)

Scoring Differential [^]	-10.00 (100)	-19.00 (119)
-----------------------------------	--------------	--------------

[^] ranking and numbers only include only vs. FBS schools

Rushing Offense	130.60 (98)	100.60 (115)
Passing Offense	191.40 (101)	141.40 (126)
Total Offense	322.00 (113)	242.00 (132)
Passing Efficiency	126.70 (96)	101.01 (131)

Rushing Defense	162.60 (95)	185.20 (111)
Passing Defense	213.60 (67)	222.00 (79)
Total Defense	376.20 (83)	407.20 (104)
Passing Eff. Defense	135.80 (58)	148.29 (112)

Net Punting	39.37 (59)	40.27 (46)
Punt Returns	4.00 (115)	3.67 (117)
Kickoff Returns	14.71 (122)	27.20 (14)
Punt Return Def.	7.38 (78)	6.82 (69)
Kick Return Def.	15.27 (19)	42.25 (132)

Interceptions Thrown	2 (17)	3 (36)
Fumbles Lost	1 (6)	2 (43)
Passes Intercepted	4 (55)	1 (122)
Fumbles Recovered	3 (41)	0 (233)
Turnovers Lost	3 (8)	5 (33)
Turnovers Gained	7 (55)	1 (132)
Turnover Margin	+0.80 (21)	-0.80 (110)

Sacks	3.80 (4)	1.00 (116)
Tackles for Loss	6.60 (37)	5.20 (87)
Sacks Allowed	2.40 (95)	1.80 (69)
TFL Allowed	7.40 (121)	4.80 (54)

First Downs Off.	86 (118)	70 (127)
First Downs Def.	111 (101)	111 (101)
3rd Down Conv. %	35.14 (103)	36.49 (94)
4th Down Conv. %	53.85 (72)	60.00 (48)
3D Conv. % Def.	43.04 (103)	29.69 (13)
4D Conv. % Def.	57.14 (80)	71.43 (117)

Fewest Penalties	10.40 (132)	5.40 (42)
Fewest Penalty Yds.	97.80 (132)	50.00 (55)

Red Zone Offense	71.43 (120)	100.00 (1)
Red Zone Defense	93.33 (110)	94.74 (116)

Time of Possession	25:39 (126)	27:35 (108)
--------------------	-------------	-------------

SDSU IN THE RANKINGS (2024)

Category	Pct./No.	NCAA	MW
Rushing Offense	130.60	98	8
Passing Offense	191.40	101	8
Total Offense	322.00	113	10
Scoring Offense	20.60	113	10
Passing Efficiency	126.70	96	9
Rushing Defense	162.60	95	8
Passing Defense	213.60	67	4
Total Defense	376.20	83	6
Scoring Defense	22.40	58	3
Passing Efficiency Defense	135.80	58	5
Net Punting	39.37	59	7
Kickoff Returns	14.71	122	11
Punt Returns	4.00	115	10
Kickoff Return Yardage Def.	15.27	19	1
Punt Return Yardage Def.	7.38	78	7
Interceptions Thrown	2	17	1
Fumbles Lost	1	6	1
Passes Intercepted	4	55	4
Fumbles Recovered	3	41	5
Turnovers Lost	3	8	1
Turnovers Gained	7	55	4
Turnover Margin	+0.80	21	2
Sacks	3.80	4	2
Tackles for Loss	6.60	37	5
Sacks Allowed	2.40	95	11
Tackles for Loss Allowed	7.40	121	12
First Downs	86	118	9
Opponent First Downs	111	101	8
3rd Down Conversion Pct.	35.14	103	9
4th Down Conversion Pct.	53.85	72	8
3rd Down Defense	43.04	103	6
4th Down Defense	57.14	80	6
Fewest Penalties	10.40	132	11
Fewest Yards Penalized	97.80	132	11
Red Zone Offense	71.43	120	11
Red Zone Defense	93.33	110	8
Time of Possession	25:39	126	12
Field Goal Percentage	57.14	117	11
PAT Percentage	91.67	123	12
Winning Percentage	40.00	90	5

Red indicates top 25 in FBS or Mountain West leader

MOST STARTS / CONSECUTIVE STARTS

Most Starts	Starts
Tyler Pastula, P	50
Marquez Cooper, RB	47
Ryan Wintermeyer, LS	44
Nate Bennett, WR	36
Nate Williams, OL	32

Consecutive Starts	Streak
Tyler Pastula, P	50
Ryan Wintermeyer, LS	44
Marquez Cooper, RB	37
Nate Williams, OL	29
Bryce Phillips, CB	27

- White followed with another three sacks and four tackles for loss once again vs. Hawai'i on Oct. 5 en route to being named the Mountain West Defensive Player of the Week on Oct. 7 for the first time of his career. According to Pro Football Focus, White's eight quarterback pressures were tied for the second most in the country that week, while his five quarterback hurries were tied for seventh.



Johnson

BIDING HIS TIME

San Diego State junior cornerback Chris Johnson is in the midst of a fantastic junior season. Johnson, who entered the season with 24 games played and no starts while working behind the plethora of veteran Aztec cornerbacks, has 22 tackles (15 solo) through five games so far in 2024 with five starts. He also has three forced fumbles and three pass breakups.

Below are some notes on Johnson's 2024.

- Johnson is tied for the FBS lead in both forced fumbles (3) and forced fumbles per game (0.60). The three forced fumbles are already tied for the 13th most in SDSU single-season history.
- Additionally, Johnson's 79.1 overall defensive grade leads the Mountain West among cornerbacks and is fourth nationally (min. 275 defensive snaps).

TREY WHITE AND DANNY O'NEIL COLLECT MOUNTAIN WEST WEEKLY HONORS

San Diego State's Trey White (San Diego, Calif./Eastlake High) and Danny O'Neil (Indianapolis, Ind./Cathedral High) each earned Mountain West player of the week honors, the league announced Monday. White was selected as the MW Defensive Player of the Week while O'Neil was named the MW Freshman of the Week. It is the first weekly honors for both in their young careers.

The duo led the Aztecs to a 27-24 conference opening victory over Hawai'i on Saturday night.

White continued his torrid season with four tackles for loss and three sacks for a second straight game. His four TFL totaled 27 yards while the three sacks were good for 26. All three sacks helped the Aztecs stop the Rainbow Warriors from scoring on those respective drives. Historically, his four tackles for loss is the most in Snapdragon Stadium history while his three sacks tied a stadium best. According to Pro Football Focus, he also recorded the second most quarterback pressures (8) and tied for seventh most quarterback hurries (5) in FBS during week six.

For the season, the sophomore captain has accumulated 28 tackles (21 solo), including 12 tackles for loss and nine sacks while adding a pair of pass breakups and a forced fumble. Through his five games, he leads FBS in sacks per game (1.80), tackles for loss per game (2.4) and total tackles for loss (12.0) and is tied for first in total sacks (9.0). His 1.80 sacks per game is just ahead of the NCAA season record pace (Terrell Suggs averaged 1.71 at Arizona State in 2002 and Washington's Zion Tupuola-Fetui averaged 1.75 during the 2020 COVID-shortened season). According to PFF, White also leads the Mountain West and ranks tied for seventh nationally with 23 quarterback pressures.

O'Neil led the SDSU offense to a fourth quarter comeback victory over the Rainbow Warriors, going 24-of-33 in the air for 224 yards after completing his first 10 passes of the night. The 24 completions were a career high. He also threw a touchdown, his fifth of the season, and did not commit a turnover. Down a score, O'Neil went 4-of-5 for 68 yards on the Aztecs' game-winning drive in the fourth quarter.

Named the first true freshman starting quarterback in SDSU's Division I history prior to the season, O'Neil has been a model of consistency for the Aztecs going 71-of-113 on the season with five touchdowns. Through the first four games of his collegiate career, he owns a 136.23 quarterback rating and has yet to throw an interception.

TRENDING

Searching for the formula to a San Diego State victory? Look no further.

OFFENSIVE KEYS

- San Diego State is 57-2 the last 59 times it has rushed for 200 yards. The Aztecs surpassed 200 in the opener against Texas A&M-Commerce.
- The Aztecs are 87-23 since 2011 when committing one turnover or less, something SDSU has done in 47 of its last 65 games.
- SDSU has an advantage in time of possession in 39 of the last 64 games. Since 2011, the Aztecs are 36-8 when possessing the football for at least 35 minutes.

DEFENSIVE KEYS

- The Aztecs are 72-5 since 2011 when holding the opposition to 17 points or less. SDSU has held 29 of its last 61 opponents to 17 points or less.
- San Diego State has won 24 of its last 29 games when forcing at least two turnovers (SDSU's 17-game winning streak came to an end on Sept. 3, 2022 vs. Arizona) and 34 straight games when forcing at least three turnovers (1-0 this season).
- San Diego State is 77-6 in its Division I history when owning at least a plus-3 turnover advantage, something it did in the opener on Aug. 31 vs. Texas A&M-Commerce.
- The Aztecs are 34-10 since 2011 when allowing less than 150 passing yards.
- San Diego State is 62-9 the last 71 times it has held the opposition to a 33.3 percent or less mark on third down.
- Since 2009, San Diego State's record broken down by opponent passing efficiency: less than 110: 69-11; between 110-150: 46-31; greater than 150: 8-31.
- Since the start of the 2015 campaign, SDSU is 47-5 when holding its opponent to a passing efficiency rating of below 110.

SPECIAL TEAMS / OVERALL TRENDS

- The Aztecs are 52-4 the last 56 times when owning a turnover advantage.
- San Diego State is 35-10 the last 45 times it has an advantage in field position.

- Since the start of the 2015 season, San Diego State has 14 kickoff returns for touchdowns, the most in FBS play over that time. To put that stat into perspective, eight other teams have played at least 60 games over that span and do not have a single kick return touchdown.
- Since the start of the 2020 season, San Diego State has 17 non-offensive touchdowns, tied with Baylor, Middle Tennessee, Mississippi State and TCU for the eighth most in the country over that span, trailing only Pittsburgh (20), Notre Dame (19), Alabama (18), Houston (18), Iowa (18), Kentucky (18) and Ohio State (18).
- The Aztecs have 13 non-offensive touchdowns since the start of the 2021 season. Only nine schools have more non-offensive touchdowns over that span, including Pittsburgh (18), Notre Dame (16), Iowa (15), Kentucky (15), Middle Tennessee (15), Ohio State (15), SMU (15), Arkansas State (14) and Houston (14). Over that span, SDSU has four blocked punt returns for touchdowns, four interception returns for touchdowns, two kickoff returns for a touchdown, two fumble recoveries for a touchdown and one punt return for a touchdown.
- SDSU has won 38 of its last 41 games leading after three quarters (30-game winning streak was snapped at Fresno State on Oct. 29, 2022).

BULLET NOTES - OFFENSE

- Sean Lewis is in his first season at San Diego State. One of the most innovative minds in college football over the past decade, Lewis was named the 19th head coach in the history of the San Diego State football program on Nov. 29, 2023. Lewis, 38, brings an extensive résumé to The Mesa, serving as head coach at Kent State from 2018-22 before spending the 2023 campaign as offensive coordinator/quarterbacks coach at Colorado under head coach Deion Sanders. He has also witnessed great success as a coordinator/assistant coach in stops at Syracuse (2016-17), Bowling Green (2014-15) and Eastern Illinois (2012-13). Colorado ranked sixth in the country in passing offense (330.0) last season when Lewis was calling plays and 39th in scoring (32.1). In 2021, Kent State set program records in plays (1,052), yards (6,907), first downs (364), rushing yards (3,482) and passing yards (3,425). In 2020, Kent State ranked first in scoring (49.8) and total offense (606.5), second in pass efficiency rating (191.2) and third down conversion percentage (56.1), third in rushing (283.0) and fourth down conversion percentage (87.5), and 10th in passing (323.5).
- Three other assistant coaches on the Aztec offensive staff have previous offensive coordinator experience, including pass game coordinator Laneer Sampson (2023 co-offensive coordinator/2022 pass game coordinator at Austin Peay), run game coordinator Mike Schmidt (2023 run game coordinator at Mississippi State, 2022 run game coordinator at Syracuse) and quarterbacks coach Matt Johnson (2023 offensive coordinator at Kent State). Additionally, senior offensive analyst Ryan Lindley was SDSU's offensive coordinator last season.
- San Diego State returns four starters on offense this season, including left guard Myles Murao, right guard Ross Ulugalu-Maseuli, running back Kenan Christon and wide receiver Mekhi Shaw.

OFFENSIVE NUMBERS

- San Diego State is 67-17 since 2015 when scoring just 20 or more points (2-1 this year).
- The Aztecs are 51-5 the last 56 times they have scored at least 30 points (1-0 this season). SDSU won 13 straight games when scoring at least 30 points before falling, 34-31, to Boise State on Sept. 22, 2023 (3-1 in 2023).
- SDSU has won 21 straight games when scoring 40 points (1-0 this year).
- SDSU is 29-6 since 2011 when having at least 36 minutes of time of possession.
- San Diego State won 11 straight games when not committing a turnover until falling at Central Michigan, 22-21, on Sept. 28. The Aztecs are 2-1 this season when not committing a turnover.
- Since the beginning of 2012, SDSU is 37-4 when not committing a turnover, 80-21 when committing one turnover or less and 22-35 when committing multiple turnovers in the same game.
- San Diego State has one turnover or less in 47 of its last 65 games and in 65 of its last 92 games.
- The Aztecs have won 52 of their last 56 games when committing fewer turnovers than their opponent (2-1 this season).
- SDSU's (57) had more than twice as many points off turnover as its opponents (24) in 2023 with two fewer turnovers (17 for SDSU, 19 for SDSU opponents).
- This season, the Aztecs have 28 points off seven turnovers forced, while their opponents have scored seven points of three turnovers.
- SDSU is 58-16 in its last 74 games when owning an edge in time of possession (0-0 this season).
- The Aztecs started six different offensive line combinations in 12 games last season. This season, SDSU has started three different offensive line combinations in five games.
- San Diego State scored 45 points in a 45-14 win over Texas A&M-Commerce on Aug. 31. The 45 points were its most in a game since scoring 48 vs. Towson on Sept. 25, 2021.
- The 45 points were SDSU's most in a game played in San Diego since scoring 55 vs. Hawai'i on Nov. 5, 2016 (also a Snapdragon Stadium record).
- SDSU's 45 points were its most in a season opener since scoring 49 vs. Cal Poly on Sept. 3, 2011.
- San Diego State's 42 points in the second half was its most in any half in a season opener in its Division I history.
- The 21 points in the fourth quarter were the Aztecs' most in a season opener in their DI history (since 1969).
- SDSU's 21 points in the fourth quarter are tied for its second most in a fourth quarter since at least 2000.
- San Diego State 21 points in the third quarter and fourth quarter were each the most in Snapdragon Stadium history.
- The Aztecs were shut out by Oregon State, 21-0, on Aug. 31. It marked just the third time in the last 222 games that SDSU has been shut out (streak started on Nov. 25, 2006).
- SDSU was shut out by a Pac-12 school for the first time since Sept. 18, 1982 at California (L, 28-0).
- After scoring just 10 points over its two previous games combined, San Diego State scored 14 in the first 17 minutes, 17 seconds (17:17) at Central Michigan on Sept. 28 and 21 points overall.
- SDSU scored 21 points in the first half at CMU on Sept. 28, its most in the first half since also scoring 21 at New Mexico on Nov. 18, 2022.

SDSU INDIVIDUAL RANKINGS (2024)

(Current players only; Top 75 NCAA; Top 10 MW)

Player	Category	Pct./No.	NCAA Rk.	MW Rk.
Brady Anderson	Fumb. Rec.	1	T-17	T-2
Louis Brown IV	Receiving YPG	69.80	67	7
	Rec. Yds.	349	T-73	8
	Yds. per Rec.	16.62	--	6
Krishna Clay	Fumb. Rec.	1	T-17	T-2
JD Coffey III	Total INT TD	1	T-2	T-1
	INT Yds.	45	T-52	6
	Total INT	1	--	T-7
Marquez Cooper	Rush Att. PG	25.20	1	1
	Total Rush Att.	126	2	1
	Total AP Plays	136	2	1
	Rushing YPG	116.60	11	2
	Rushing Yds.	583	17	2
	AP YPG	128.20	20	3
	Total AP Yds.	641	30	3
	Rushing TD	5	T-34	T-4
	Total TD	5	T-58	T-6
	Rushing YPC	4.63	--	5
Chris Johnson	Total FF	3	T-1	T-1
	FF PG	0.60	T-1	T-1
Tano Letuli	Fumb. Rec.	1	T-17	T-2
	INT PG	0.25	--	T-7
	Total INT	1	--	T-7
	INT Yds.	20	--	9
Marlem Louis	Sacks PG	0.70	T-35	3
	Total Sacks	3.5	T-36	3
Deshawn McCuin	Total PBU's	4	--	T-8
Danny O'Neil	Comp. PG	17.75	61	6
	Pass Att. PG	28.25	62	5
	Pass Eff. Rat.	136.23	64	5
	Comp. Pct.	62.83	66	4
	Yds. per Att.	7.00	--	4
	Passing YPG	197.75	--	6
	Yds. per Comp.	11.14	--	6
	Total Off. PG	201.75	--	8
	Pass. Comp.	71	--	8
	Passing Yds.	791	--	9
	Total Pass Att.	113	--	9
	Passing TDs	6	--	10
Tyler Pastula	Punt Avg.	46.08	10	2
	Punt YPG	239.60	12	2
	Total Punt Yds.	1,198	16	2
	Total Punts	26	20	2
	Punts PG	5.20	T-20	2
	Punts I20	9	T-23	3
	Net Punt Avg.	40.73	49	2
Bryce Phillips	INT Yds.	68	26	2
	Total INT	1	--	T-7
Gabe Plascencia	FG Pct.	75.00	T-66	7
	FGM PG	0.75	--	8
	KO Avg.	59.19	--	8
	Total FGM	3	--	T-8
	FGA PG	1.00	--	T-8
Ja'Shaun Poke	KR PG	1.00	T-68	T-6
	Total KR	5	T-69	T-6
	KR YPG	18.40	--	7
	Total KR Yds.	92	--	9
	Comb. Ret. Yds.	92	--	10
Mekhi Shaw	Total PR	6	T-60	T-4
	PR PG	1.20	T-60	T-4
	PR Avg.	4.33	67	5
	Total PR yds.	26	--	9
	PR YPG	5.20	--	9
Trey White	Sacks PG	1.80	1	1
	Total TFL	12.0	1	1
	TFL PG	2.40	1	1
	TFL Yds.	83	1	1
	Total Sacks	9.0	T-1	1
	Sack Yds.	53	3	1
	Total FF	1	--	T-8
	FF PG	0.20	--	T-9
Jelani Whitmore	Total INT	1	--	T-7

Red indicates top 25 in FBS or Mountain West leader

Texas A&M -
Commerce
W, 45-14Oregon State
L, 0-21at California
L, 10-31at Central
Michigan
L, 21-22Hawaii*
W, 27-24at Wyoming*
Oct. 12
1:30 p.m. MTWashington
State*
Oct. 26
7:30 p.m. PTat Boise State*
Nov. 1
6 p.m. MTNew Mexico*
Nov. 8
7:30 p.m. PTat UNLV*
Nov. 16
7:30 p.m. PTat Utah St.*
Nov. 23
1:30 p.m. MTAir Force*
Nov. 30
TBA

SAN DIEGO STATE-WYOMING SERIES

Series: Series tied, 19-19

Home: 12-7; Away: 7-12

Snapdragon Stadium: 0-0

War Memorial Stadium: 7-12

MW Games: 12-6

Longest SDSU Win Streak: 5 (1999-2003)

Longest Wyo. Win Streak: 3 (1992-1995)

Date	Location (SDSU/Opp. NR)	Result	SDSU	WYO
Western Athletic Conference Era				
0.14.78	A-War Memorial Stadium	L	22	31
N.3.79	H-San Diego Stadium (HC)	W	31	21
0.25.80	A-War Memorial Stadium	L	9	34
N.7.81	H-Jack Murphy Stadium (HC)	L	13	24
0.9.82	A-War Memorial Stadium	W	24	21
N.12.83	H-Jack Murphy Stadium (HC)	L	21	33
0.6.84	A-War Memorial Stadium	W	21	0
N.9.85	A-War Memorial Stadium	L	20	41
N.15.86	H-Jack Murphy Stadium	W	31	24
0.3.87	A-War Memorial Stadium	L	10	52
0.8.88	H-Jack Murphy Stadium	L	27	55
N.11.89	H-Jack Murphy Stadium	W	27	17
0.6.90	A-War Memorial Stadium	L	51	52
N.2.91	H-Jack Murphy Stadium	W	24	22
N.7.92	A-War Memorial Stadium	L	6	17
N.27.93	H-Jack Murphy Stadium	L	38	43
0.22.94	A-War Memorial Stadium	L	35	52
N.11.95	H-Jack Murphy Stadium	L	31	34
N.7.96	H-Jack Murphy Stadium (UW 16)	W	28	24
N.1.97	A-War Memorial Stadium	L	17	41

Mountain West Era

N.27.99	H-Qualcomm Stadium	W	39	7
0.7.00	A-War Memorial Stadium	W	34	0
N.17.01	H-Qualcomm Stadium	W	38	16
0.19.02	A-War Memorial Stadium	W	24	20
0.25.03	H-Qualcomm Stadium	W	25	20
0.9.04	A-War Memorial Stadium	L	10	20
N.19.05	H-Qualcomm Stadium	W	34	21
N.4.06	A-War Memorial Stadium	L	24	27
N.3.07	H-Qualcomm Stadium	W	27	24
N.1.08	A-War Memorial Stadium	L	10	35
N.14.09	H-Qualcomm Stadium	L	27	30
0.30.10	A-War Memorial Stadium	W	48	38
0.29.11	H-Qualcomm Stadium	L	27	30
N.24.12	A-War Memorial Stadium	W	42	28
N.14.15	H-Qualcomm Stadium	W	38	3
N.19.16	A-War Memorial Stadium (SD 24)	L	33	34
D.3.16	A-War Memorial Stadium (MWC)	W	27	24
0.12.19	H-Qualcomm Stadium	W	26	22
0.12.24	A-War Memorial Stadium			
TBA.25	H-Snapdragon Stadium			

* - conference game; HC - Homecoming; MWC - MW Championship game

SERIES NOTES

- San Diego State and Wyoming will meet for the 39th time on Saturday, with each team winning 19 games apiece.
- Each team is 12-7 in home games (and 7-12 in road games) in the series.
- The Aztecs are 12-6 vs. the Cowboys in the Mountain West era (since 1999).
- The teams are meeting for first time since a 26-22 win by SDSU on Oct. 12, 2019.
- On gameday, it will be exactly five years (1,827 days) since the teams played each other.
- San Diego State is playing at War Memorial Stadium in Laramie for the first time since playing twice in a 14-day period in 2016. Wyoming won the regular-season encounter, 34-33, on Nov. 19, while the Aztecs took the Mountain West title game, 27-24, two weeks later on Dec. 3.
- The last time the games played in Laramie was Dec. 3, 2016. On game day, it will be 2,870 days since the teams met at War Memorial Stadium. That's seven years, 10 months and nine days.
- As mentioned, Wyoming owns a 12-7 advantage in the series in games played in Laramie. San Diego State has won on two of its last three trips to Laramie, claiming a 48-38 win in 2010 and 42-28 in 2012. Aztecs wins in Laramie were obtained in 1982, 1984, 2000, 2002, 2010, 2012 and 2016.
- The two schools met in the first 14 years as members of the Mountain West (1999-2012). The two sides did not face one another in 1998, but the game was an annual affair from 1978 to 1997, when both played in the Western Athletic Conference. As members of the Mountain West, the Aztecs and Cowboys did not play in 2013, 2014, 2017, 2018, 2020, 2021, 2022 and 2023.
- During the Aztecs' recent run of 12 wins in 18 tries against the Cowboys in the Mountain West era, San Diego State has averaged 33.5 points in the 12 wins and 21.8 points in the six losses.
- SDSU has outscored Wyoming, 533-399, in the series since the MW's inception in 1999.
- In the Mountain West era, the team that has more rushing yards owns a 13-5 record in the series.
- Nine of the last 15 games in the series have been decided by five points or less with the last three meetings decided by a total of eight points.
- Twice in the last nine meetings the winning team has overcome a 21-point deficit. In 2007, San Diego State rallied from 21 points down, while Wyoming did it in 2009. Both of the rallies occurred at SDCCU Stadium, which has been knocked down and replaced with Snapdragon Stadium.
- **SERIES TIDBITS:** San Diego State has rushed for at least 178 yards rushing in five of the last six meetings, averaging 254.2 during that stretch... San Diego State has rushed for 1,525 yards, 5.9 yards per carry and 12 touchdowns in the last six games of the series... Wyoming has rushed for 200 or more yards in four of its last 11 games against San Diego State... The Cowboys have 21 rushing touchdowns in the last 12 series meetings (they have four total in the last four meetings)... San Diego State has not thrown an interception in five of the last nine meetings with Wyoming, including just one pick in the last four encounters (91 pass attempts, 7 touchdowns, 1 interception)... San Diego State has had a turnover advantage in the series just twice since the 2004 contest... The Aztecs have a -7 turnover margin in the last 13 meetings... In 1980, SDSU had a +7 turnover margin (SDSU 2, Wyoming 9) in the meeting, that is tied for the best TO Margin in a Division I era game for the Aztecs... In the last eight meetings, San Diego State has converted 49-of-105 third-down attempts (46.7 percent), while Wyoming is 48-for-123 (39.0 percent) in the category... The 1990 meeting that resulted in a 52-51 Wyoming victory is the second highest combined point total (103 points) in the SDSU DI era, trailing only the 1991 52-all tie against Brigham Young... In 2009, San Diego State rushed for 157 yards against Wyoming marking the first time the Aztecs had surpassed the 100-yard rushing barrier since the 2005 game.

SAN DIEGO STATE VS. WYOMING - DIVISION I ERA MEETINGS

Date	Site	Result	SD Rk	WY Rk	FD	FD	Total Yds - Yds	TOs - TOs	Passing Yds - Yds	Rushing Yds - Yds	Te.	Att.
0.14.78	A - War Memorial	L	22	31	- -	18 - 14	251 - 375	5 - 4	213 - 37	38 - 338	56	21,471
N.3.79	H - Qualcomm	W	31	21	- -	22 - 23	375 - 397	3 - 6	277 - 242	98 - 155	64	36,386
0.25.80	A - War Memorial	L	9	34	- -	18 - 25	274 - 461	4 - 3	285 - 114	(-11) - 347	49	15,325
N.7.81	H - Qualcomm	L	13	24	- -	17 - 21	344 - 386	4 - 4	287 - 165	57 - 221	66	30,361
0.9.82	A - War Memorial	W	24	21	- -	21 - 16	247 - 246	1 - 2	98 - 34	149 - 212	30	16,895
N.12.83	H - Qualcomm	L	21	33	- -	22 - 30	423 - 500	2 - 1	344 - 85	79 - 415	68	14,530
0.6.84	A - War Memorial	W	21	0	- -	9 - 14	174 - 215	1 - 3	100 - 64	74 - 151	56	19,223
N.9.85	A - War Memorial	L	20	41	- -	28 - 17	530 - 381	6 - 0	379 - 56	151 - 325	18	1,946
N.15.86	H - Qualcomm	W	31	24	- -	21 - 24	334 - 495	3 - 5	236 - 396	98 - 99	65	20,168
0.3.87	A - War Memorial	L	10	52	- -	15 - 28	207 - 502	5 - 1	177 - 267	30 - 235	71	25,018
0.8.88	H - Qualcomm	L	27	55	- -	20 - 31	281 - 641	1 - 3	230 - 190	51 - 451		20,386
N.11.89	H - Qualcomm	W	27	17	- -	18 - 13	371 - 281	1 - 2	256 - 160	115 - 121	60	20,564
0.6.90	A - War Memorial	L	51	52	- -	29 - 20	615 - 648	1 - 1	415 - 421	200 - 227	65	16,713
N.2.91	H - Qualcomm	W	24	22	- -	17 - 19	415 - 514	1 - 2	241 - 403	174 - 111	65	35,961
N.7.92	A - War Memorial	L	6	17	- -	20 - 19	336 - 405	2 - 3	197 - 266	139 - 139	44	19,140
N.27.93	H - Qualcomm	L	38	43	- -	27 - 27	451 - 518	1 - 2	214 - 341	237 - 177	58	30,579
0.22.94	A - War Memorial	L	35	52	- -	17 - 35	399 - 648	2 - 2	298 - 401	101 - 247	57	21,132
N.11.95	H - Qualcomm	L	31	34	- -	19 - 31	380 - 546	3 - 3	202 - 175	178 - 371	58	32,846
N.7.96	H - Qualcomm	W	28	24	- -	16 - 29	520 - 419	2 - 1	366 - 319	154 - 100	70	28,679
N.1.97	A - War Memorial	L	17	41	- -	13 - 24	241 - 422	5 - 0	216 - 254	25 - 168	35	15,157
N.27.99	H - Qualcomm	W	39	7	- -	21 - 21	478 - 423	1 - 4	232 - 267	246 - 156	59	20,622

Date	Site	Result	SD WY		FD - FD	Total			Passing		Rushing		Te.	Att.
			Rk - Rk	Rk - Rk		Yds - Yds	TOs - TOs	Yds - Yds	Yds - Yds	Yds - Yds	Yds - Yds	Yds - Yds		
0.7.00	A - War Memorial	W	34 - 0	- - -	21 - 10	434 - 184	2 - 3	317 - 158	117 - 26					15,661
N.17.01	H - Qualcomm	W	38 - 16	- - -	20 - 17	382 - 364	2 - 9	183 - 307	199 - 57	60	16,864			
0.19.02	A - War Memorial	W	24 - 20	- - -	21 - 25	419 - 388	2 - 1	335 - 257	84 - 131	53	13,757			
0.25.03	H - Qualcomm	W	25 - 20	- - -	21 - 18	397 - 292	2 - 3	191 - 247	206 - 45	66	15,812			
0.9.04	A - War Memorial	L	10 - 20	- - -	20 - 14	363 - 264	3 - 0	295 - 192	68 - 72	64	19,540			
N.19.05	H - Qualcomm	W	34 - 21	- - -	22 - 20	425 - 397	3 - 3	211 - 346	214 - 51	72	20,713			
N.4.06	A - War Memorial	L	24 - 27	- - -	10 - 23	232 - 319	1 - 1	192 - 97	40 - 222	47	14,012			
N.3.07	H - Qualcomm	W	27 - 24	- - -	16 - 18	307 - 250	2 - 1	249 - 159	58 - 91	63	22,852			
N.1.08	A - War Memorial	L	10 - 35	- - -	19 - 22	328 - 544	1 - 0	311 - 166	17 - 378	59	11,779			
N.14.09	H - Qualcomm	L	27 - 30	- - -	21 - 20	357 - 446	1 - 1	200 - 246	157 - 200	58	18,851			
0.30.10	A - War Memorial	W	48 - 38	- - -	20 - 21	441 - 372	3 - 1	365 - 186	76 - 186	56	16,252			
0.29.11	H - Qualcomm	L	27 - 30	- - -	21 - 22	539 - 500	1 - 0	247 - 341	292 - 159	67	29,730			
N.24.12	A - War Memorial	W	42 - 28	- - -	29 - 22	564 - 382	3 - 1	164 - 260	400 - 122	51	13,374			
N.14.15	H - Qualcomm	W	38 - 3	- - -	25 - 12	431 - 191	2 - 3	138 - 129	293 - 62	60	36,688			
N.19.16	A - War Memorial	L	33 - 34	24 - -	17 - 29	389 - 487	1 - 1	211 - 282	178 - 205	50	19,112			
D.3.16	A - War Memorial (CC) W	27 - 24	- - -	16 - 13	327 - 343	3 - 3	85 - 248	242 - 95	18	24,001				
0.12.19	A - Qualcomm	W	26 - 22	- - -	21 - 11	329 - 266	0 - 2	209 - 109	120 - 157	65	28,758			

SDSU number is listed first. Note: San Diego Stadium and Jack Murphy Stadium is currently Qualcomm Stadium. Te. indicates game temperature

SAN DIEGO STATE-WYOMING CONNECTIONS

- San Diego State running backs coach Darian Hagan had the same role at Colorado in 2019 when Wyoming offensive coordinator and quarterbacks coach Jay Johnson was helping with the Buffaloes offense.
- SDSU senior offensive analyst Ryan Lindley was a defensive analyst at Mississippi State in 2021 and 2022 when Wyoming defensive tackles coach Jeff Phelps coached the defensive line for the Bulldogs.
- Aztec offensive lineman Ryan Dirksen and tight end Gabe Garretson, and Cowboys wide receiver Caleb Cooley played at Butte College in Oroville, California.
- San Diego State wide receiver Louis Brown IV and defensive lineman Tevis Tuioti, and Wyoming tight end Clay Nanke all spent time at Colorado State in Fort Collins, Colorado.
- SDSU offensive lineman Tyler McMahan and, Wyoming defensive end Ethan Day went to Modesto Junior College in Modesto, California.
- Aztec linebacker Owen Chambliss and Cowboys quarterback Jayden Clemons both attended Utah in Salt Lake City, Utah.
- San Diego State edge defender Brady Nassar and Wyoming safety Miles Tucker prepped at Amador Valley High in Pleasanton, California.
- SDSU tight end Gabe Garretson and Wyoming wide receiver Caleb Cooley both went to high school at Pleasant Valley High in Chico, California.
- Aztecs wide receiver Mikey Welsh and Cowboys nose tackle Ben Florentine played at Servite High in Servite, California.

SDSU CAREER VS. WYOMING

Rushing	Att.	Yds.	Avg.	TD
Marquez Cooper	24	125	5.2	0
Ja'Shaun Poke	1	2	2.0	0

Passing	A-C-I	Yds.	TD	Eff.
n/a				

Receiving	No.	Yds.	Avg.	TD
Louis Brown IV	7	62	8.9	1
Nate Bennett	4	44	11.0	0
Ja'Shaun Poke	2	9	4.5	1
Marquez Cooper	1	5	5.0	0

Kickoff Returns	No.	Yds.	Avg.	TD
Ja'Shaun Poke	4	84	21.0	0
Marquez Cooper	2	48	24.0	0

Punt Returns	No.	Yds.	Avg.	TD
n/a				

Defense	S-A-T	Other
Cody Moon	3-7-10	0.5 SCK, 0.5 TFL

Punting	No.	Yds.	Avg.	Long
n/a				

Kicking	FG-FGA	Long	PAT-PATA
n/a			

TOP RUSHING PERFORMANCES VS. WYOMING

Rk.	Name	H/A	Date	Score	Yards
1.	Adam Muema	A	11-24-12	W, 42-28	255
2.	Ronnie Hillman	H	10-29-11	L, 27-30	224
3.	Lynell Hamilton	H	10-25-03	W, 25-20	218
4.	Larry Ned	H	11-17-01	W, 38-16	209
5.	Lynell Hamilton	H	11-19-05	W, 34-21	154
6.	Chase Price	H	11-14-15	W, 38-3	152
7.	Marshall Faulk	H	11-27-93	L, 38-43	150
8.	Wayne Pittman	H	11-2-91	W, 24-22	147
9.	Donnel Pumphrey	H	11-14-15	W, 38-3	140
10.	Derrick Harvey	A	10-9-82	W, 24-21	134
11.	George Jones	H	11-11-95	L, 31-34	133
12.	Jonas Lewis	H	11-28-99	W, 39-7	131
13.	Marshall Faulk	A	11-7-92	L, 6-7	127
14.	Rashad Penny	A	12-3-16	W, 27-24	117
15.	Chris Hardy	H	11-15-86	W, 31-24	116
16.	George Jones	H	11-7-96	W, 28-24	114
17.	Donnel Pumphrey	A	12-3-16	W, 27-24	110
18.	Larry Maxey	A	10-6-90	L, 51-52	109
19.	Brandon Sullivan	H	11-14-09	L, 27-30	105
	Wayne Pittman	A	10-22-94	L, 35-52	105

20 100-YARD RUSHING GAMES (SDSU is 11-7 in those games)

TOP PASSING PERFORMANCES VS. WYOMING

Rk.	Name	H/A	Date	Score	Yards
1.	Dan McGwire	A	10-6-90	L, 51-52	415
2.	Billy Blanton	H	11-7-96	W, 28-24	366
3.	Ryan Lindley	A	10-30-10	W, 48-38	365
4.	Todd Santos	A	11-9-85	L, 20-41	351
5.	Adam Hall	A	10-19-02	W, 24-20	335
6.	Lon Sheriff	A	10-7-00	W, 34-0	317
7.	Mark McKey	H	11-12-83	L, 21-33	312
8.	Ryan Lindley	A	11-1-08	L, 10-35	308

8 300-YARD PASSING GAMES (SDSU is 4-4 in those games)

TOP RECEIVING PERFORMANCES VS. WYOMING

Rk.	Name	H/A	Date	Score	Yards
1.	DeMarco Sampson	A	10-30-10	W, 48-38	175
2.	Patrick Rowe	H	10-6-90	L, 51-52	174
3.	Dennis Arey	A	10-6-90	L, 51-52	171
4.	Leandrew Childs	H	11-7-96	W, 28-24	152
5.	Vincent Brown	A	10-30-10	W, 48-38	144
6.	Az Hakim	A	10-22-94	L, 35-52	143
7.	Jeff Webb	H	10-25-03	W, 25-23	139
8.	Vince Warren	H	11-12-83	L, 21-33	137
9.	Darius Durham	H	10-7-81	L, 13-24	134
10.	J.R. Tolver	A	10-19-02	W, 24-20	133
11.	J.R. Tolver	A	10-7-00	W, 34-0	129
12.	Bobby Taylor	A	10-25-80	L, 9-34	117
13.	Jeff Webb	H	11-19-05	W, 34-21	115
14.	Webster Slaughter	A	11-9-85	L, 20-41	113
15.	Merton Harris	H	11-2-91	W, 24-22	112
16.	Jim Sandusky	H	11-12-83	L, 21-33	109
17.	Monty Gilbreath	H	10-8-88	L, 27-55	106
18.	Derrick Lewis	H	11-27-99	W, 39-7	105
19.	Will Blackwell	H	11-7-96	W, 28-24	101

19 100-YARD RECEIVING GAMES (SDSU is 8-7 in those games)

LAST GAME VS. WYOMING

WYOMING	0	14	0	8	-	22
SAN DIEGO STATE	3	3	13	7	-	26

Oct. 12, 2019 | SDCCU Stadium | San Diego, Calif. | 7:37 p.m. PT | Attendance: 28,758



TEAM STATISTICS

	WYO	SDSU
FIRST DOWNS	11	21
Rushing	6	8
Passing	4	10
Penalty	1	3
NET YARDS RUSHING	157	120
Rushing Attempts	39	36
Average Per Rush	4.0	3.3
Rushing Touchdowns	2	1
Yards Gained Rushing	165	132
Yards Lost Rushing	8	12
NET YARDS PASSING	109	209
Completions-Attempts-Int	5-14-1	21-32-0
Average Per Attempt	7.8	6.5
Average Per Completion	21.8	10.0
Passing Touchdowns	1	2
TOTAL OFFENSE YARDS	266	329
Total offense plays	53	68
Average Gain Per Play	5.0	4.8
Fumbles: Number-Lost	1-1	0-0
Penalties: Number-Yards	6-70	5-40
PUNTS-YARDS	5-240	4-197
Average Yards Per Punt	48.0	49.2
Net Yards Per Punt	43.8	42.2
Inside 20	1	1
50+ Yards	2	3
Touchbacks	0	0
Fair catch	1	0
KICKOFFS-YARDS	4-249	6-390
Average Yards Per Kickoff	62.2	65.0
Net Yards Per Kickoff	40.2	40.0
Touchbacks	1	6
Fair Catch Yards	0	0
Punt returns: Number-Yards-TD	3-28-0	3-21-0
Average Per Return	9.3	7.0
Kickoff returns: Number-Yds-TD	0-0-0	3-63-0
Average Per Return	0.0	21.0
Interceptions: Number-Yds-TD	0-0-0	1-0-0
Fumble Returns: Number-Yds-TD	0-0-0	0-0-0
Miscellaneous Yards	0	0
Possession Time	26:37	33:23
1st Quarter	7:24	7:36
2nd Quarter	8:17	6:43
3rd Quarter	5:06	9:54
4th Quarter	5:50	9:10
Third-Down Conversions	5 of 12	7 of 16
Fourth-Down Conversions	2 of 2	2 of 2
Red-Zone Scores-Chances	3-3	4-4
Touchdowns	3-3	3-4
Field goals	0-3	1-4
Sacks By: Number-Yards	0-0	1-3
PAT Kicks	2-2	2-2
Field Goals	0-0	2-3
Points off turnovers	0	0

GAME NOTES

Big Notes

- San Diego State improved to 5-1 overall and 2-1 in Mountain West play.
- The Aztecs have won five of their first six games for the fourth consecutive season (2016: 5-1, 2017: 6-0, 2018: 5-1 and 2019: 5-1).
- SDSU is one of only five teams to win at least five of their first six games each of the past four seasons, joining Alabama, Clemson, Michigan and Ohio State.
- The Aztecs overcame their largest deficit to win (11 points) since overcoming a 14-point deficit to win at San José State (34-30) on Nov. 9, 2013.
- San Diego State overcame a double-digit deficit to win (11 points) for the 40th time in its Division I history (since 1969).
- This was the 22nd second-half comeback for the Aztecs under Rocky Long, the most in their DI history (No. 2 is Claude Gilbert at 13).
- Quarterback Ryan Agnew recorded his fourth second-half comeback victory, tied for the fifth most in SDSU's DI era.
- The Aztecs have won the sixth game in each of the last 10 seasons (2010-19), which is the third-longest streak nationally.
- San Diego State is 5-1 the last six regular-season games in which its opponent has had a bye entering the game.

Team Notes

- SDSU held Wyoming to 266 total yards, its fewest in a game since gaining 221 at Fresno State on Oct. 13, 2018.
- The Aztecs held the Cowboys to just 11 first downs, their fewest since also recording 11 to Boise State on Sept. 29, 2018.
- San Diego State allowed only 92 total yards in the second half, including just 28 on the ground.
- The Aztecs improved to 29-1 the last 30 times and 49-5 in the Rocky Long era when they had fewer turnovers than their opponent.

Aztecs Rally Past Wyoming, 26-22

SAN DIEGO — Ryan Agnew hit Daniel Bellinger on a 12-yard pass for the go-ahead touchdown with 2:09 remaining, as San Diego State rallied for a 26-22 victory over Wyoming at SDCCU Stadium.

Juwan Washington also scored two touchdowns in the third quarter on a 15-yard reception and a 10-yard run to help the Aztecs erase a 14-3 first-half deficit.

With the victory, SDSU took over sole possession of first place in the MW West Division, improving to 5-1 overall and 2-1 in conference, while the Cowboys slipped to 4-2 on the season and 1-1 in the league's Mountain Division.

Wyoming grabbed a 22-19 lead with 6:49 left in the fourth quarter on a 19-yard touchdown pass from Sean Chambers to Raghib Ismail Jr., capping a 10-play, 79-yard drive that began when the Aztecs' Matt Araiza missed a 38-yard field goal attempt at the 11:44 mark of the period.

Unfazed, SDSU ran 4:34 off the clock on their game-winning march, covering 76 yards in nine plays, highlighted by an 18-yard dump pass to fullback Isaac Lessard and an over-the-shoulder catch by Bellinger on a third-and-6 play that gave the hosts a first down at the Cowboy 26.

Five plays later on second-and-8 from the Wyoming 12, Agnew scrambled left and threw a cross-field pass to a sliding Bellinger in the middle of the end zone for the decisive score.

On the ensuing possession, Wyoming advanced to its own 40 after Chambers connected with Ismail for 15 yards on fourth-and-10. Two plays later, Chambers went for broke, launching a deep pass down the middle intended for wide receiver Gunner Gentry. However, Luq Barcoo intercepted the overthrown ball at the Aztec 13 with 1:20 left.

Following the turnover, two runs by Washington gained only yard, but Agnew then called his own number, scrambling left for 11 yards on a naked bootleg that appeared doomed by an early snap for the game-clinching first down.

Agnew finished with 209 yards and two touchdowns on 21-for-32 passing while adding 42 yards on the ground.

In addition, Washington led all players with 84 yards rushing on 23 carries, while Jesse Matthews posted game highs of six receptions for 73 yards.

SDSU drew first blood with 43 seconds left in the first quarter on Araiza's career-long 47-yard field goal that punctuated a 7-play, 40-yard march.

However, Wyoming seized momentum with two touchdowns on consecutive possessions in the second period, as Chambers finished off both drives with a pair of 1-yard scoring runs, giving the visitors a 14-3 advantage.

With time winding down in the half, The Aztecs trimmed the margin to 14-6 on Araiza's 32-yard field goal at the 1:11 mark to complete a 10-play, 56-yard drive.

Agnew connected with Matthews three times for 31 yards on the Aztecs' first drive of the second half before finding Washington all alone in the right flat on a 15-yard scoring pass that narrowed the gap to 14-13.

After forcing a 3-and-out, SDSU began another lengthy march, culminating in Washington's 10-yard scamper around left end with 1:28 to go in the third quarter.

Dwayne Johnson Jr. led the Aztec defense with eight tackles, including four solo stops, while Myles Cheatum, Cameron Thomas and Yahvah Tezino finished with six each. In addition, Darren Hall had two pass breakups on Wyoming's final drive.

With the victory, San Diego State overcame their largest deficit to win (11 pts) since climbing out of a 14-point hole to beat San José State 34-30 in Silicon Valley on Nov. 9, 2013. Additionally, Saturday's victory marked the 22nd second-half comeback for the Aztecs under head coach Rocky Long, the most in their Division I history.

SCORING SUMMARY

Qtr	Time	Team	Scoring Play	Plays	TOP	Score
1st	0:43	SDSU	Araiza 47-yd field goal	7-40	3:22	0-3
2nd	13:03	WYO	Chambers 1-yd run (Rothe kick)	6-75	2:40	7-3
2nd	5:30	WYO	Chambers 1-yd run (Rothe kick)	9-54	5:09	14-3
2nd	1:11	SDSU	Araiza 32-yd field goal	10-56	4:14	14-6
3rd	7:48	SDSU	Washington 15-yd pass f. Agnew (Araiza kick)	12-69	5:07	14-13
3rd	1:28	SDSU	Washington 10-yd run (Agnew pass failed)	9-63	4:47	14-19
4th	6:49	WYO	Ismail Jr. 19-yd pass f. Chambers (Chambers rush)	10-79	4:55	22-19
4th	2:09	SDSU	Bellinger 12-yd pass f. Agnew (Araiza kick)	9-76	4:34	22-26

INDIVIDUAL STATISTICS

>>WYOMING

Rushing	Att	Yds	TD	Long	Avg
Valladay	16	73	0	26	4.6
Chambers	13	49	2	21	3.8
Byrd	10	35	0	9	3.5
Totals	39	157	2	26	4.0

Passing	C-A-I	Yds	TD	Long	Sack
Chambers	5-14-1	109	1	45	1
Totals	5-14-1	109	1	45	1

Receiving	No.	Yds	TD	Long
Ismail Jr.	2	34	1	19
Gentry	1	45	0	45
Swen	1	24	0	24
Conway	1	6	0	6
Totals	5	109	1	45

>>SAN DIEGO STATE

Rushing	Att	Yds	TD	Long	Avg
Washington	23	84	1	18	3.7
Agnew	9	42	0	11	4.7
Byrd	1	0	0	0	0.0
Busbee	1	-2	0	0	-2.0
Jasmin	1	-2	0	0	-2.0
Team	1	-2	0	0	-2.0
Totals	36	120	1	18	3.3

Passing	C-A-I	Yds	TD	Long	Sack
Agnew	21-32-0	209	2	28	0
Totals	21-32-0	209	2	28	0

Receiving	No.	Yds	TD	Long
Matthews	6	73	0	25
Smith, K.	5	39	0	19
Washington	4	28	1	15
Bellinger	2	40	1	28
Busbee	2	6	0	7
Lessard	1	18	0	18
Houston	1	5	0	5
Totals	21	209	2	28

- SDSU owned a 19-yard advantage in starting field position vs. Hawai'i on Oct. 5 for the first time since also starting with a 19-yard advantage at Hawai'i last season (Oct. 14).
- Since the 1999 season, San Diego State is 16-1 when owning at least advantage of 18 yards in starting field position.
- The Aztecs are now 35-10 over the last 45 games when winning the field position battle.

RUSHING OFFENSE

- San Diego State is 57-2 the last 59 times it has rushed for at least 200 yards (1-0 in 2024) and is 54-1 in its last 55 regular-season games when rushing for 200-plus yards.
- The Aztecs have won 16 straight games when rushing for at least 200 yards.
- San Diego State had two 100-yard rushers at New Mexico State (Jordan Byrd - 118 and Chance Bell - 116) on Sept. 14, 2019 for the 30th time in program history. The Aztecs are 29-1 in those occasions, including a 19-game win streak.
- SDSU is 33-1 in its Division I era (since 1969) when rushing for at least 300 yards in a game (0-0 this season).
- SDSU's rushing average this season by down - 1st: 4.5, 2nd: 3.0; 3rd: 3.3 and 4th: 1.1.
- San Diego State's rushing average this season by quarter - 1st: 2.3; 2nd: 4.7; 3rd: 4.8 and 4th: 3.1 - and by half - 1st: 3.5 and 2nd: 3.8.
- RB **Marquez Cooper** is the active leader in FBS play in both rushing yards (4,439) and all-purpose yards (5,107), and tied for first in rushing touchdowns (38), third in rushing yards per game (94.4) and tied for fifth in total touchdowns (38).
- Cooper's 4,439 rushing yards would rank third in SDSU program history, just ahead of Rashaad Penny (3,656 from 2014-17) and only behind Donnell Pumphrey (6,405 from 2013-16) and Marshall Faulk (4,589 from 1991-93).
- According to Sports-reference.com, Cooper ranks 72nd all-time in FBS history with 4,439 yards.
- Cooper's 38 rushing touchdowns, meanwhile, would rank in a tie for third with Rashaad Penny at SDSU.
- Cooper has three career 1,000-yard seasons, including 1,080 and 1,331 while at Kent State in 2021 and 2022, respectively, and 1,043 last year at Ball State.
- Cooper's rushing yards per game ranks in FBS over the last three seasons: 42nd in 2021 (86.1), 17th in 2022 (110.5) and 36th in 2023 (86.9). This season, Cooper is ranked 11th with 116.6 yards per game.
- Cooper has 20 career 100-yard rushing games, including 13 at Kent State (five in 2022, seven in 2021 and one in 2020), four at Ball State last year and three this season in five games at San Diego State.
- The 20 career 100-yard rushing games would rank third all-time at San Diego State, only trailing Pumphrey's 33 from 2013-16 and Faulk's 23 from 1991-93.
- Cooper's 38 overall touchdowns would rank in a tie for fourth all-time at SDSU.
- Cooper has 12 career multi-touchdown games, including two this season.
- This season, Cooper ranks first in FBS play in rush attempts per game (25.20), second in total rush attempts (126, 1st in MW) and total all-purpose plays (136, 1st in MW), 11th in rushing yards per game (116.60, 2nd in MW), 17th in rushing yards (583, 2nd in MW) and 20th in all-purpose yards per game (128.20, 3rd in MW). Cooper is also third in the Mountain West in all-purpose yards (641, 30th in FBS), tied for fourth in rushing touchdowns (5, T-34th in FBS), fifth in rushing yards per carry (4.63) and tied for sixth in total touchdowns (5, T-58th in FBS).
- Cooper rushed for 223 yards in the opener vs. Texas A&M-Commerce on Aug. 31, the first 200-yard game by an Aztec since Rashaad Penny had 221 vs. Army West Point in the 2017 Armed Forces Bowl on Dec. 23.
- The 223 rushing yards were the most by an Aztec since Penny had a career-high 234 at San Jose State on Nov. 4, 2017.
- The 223 rushing yards are also the fourth most in a FBS game this season.
- Cooper's 223 yards were a Snapdragon Stadium record.
- Cooper became the 84th different Aztec with a 100-yard rushing game.
- It was the 17th time in SDSU's Division I history that an Aztec broke 100 rushing yards in a season opener and only trailed David Turner's 239 yards in the 1976 opener vs. Arkansas State.
- Cooper had his second 100-yard game of the season at Central Michigan on Sept. 28, rushing for 111 yards and two touchdowns on 34 carries.
- Cooper had his third 100-yard game the following week vs. Hawai'i on Oct. 5, running for 109 yards and two touchdowns on 30 attempts.
- If you take away the nine times QB Danny O'Neil has been sacked (for 59 yards), he has rushed 14 times for 75 yards (5.4 avg.).
- If you take away the three times QB Javante Tupou'ata-Johnson has been sacked (for 21 yards), he has rushed six times for 26 yards (4.3 avg.).
- RB Jaylon Armstead broke 100 yards rushing with 134 yards and a touchdown on 21 carries (6.4 avg.) at San Jose State on Nov. 18, 2023. He became the 83rd Aztec in program history with a 100-yard rushing game (the No. is now 84).
- Armstead tied for eighth in the Mountain West last year in rushing touchdowns (8, T-75th in FBS).
- Armstead ranked fifth in the Mountain West in rushing yards per attempt (6.02, T-48th in MW) in 2022.
- Armstead ran for 96 yards against Idaho State on Sept. 10, 2022 on just five carries. The 19.2 average was the second-highest by an Aztec since at least 1996 (min. 5 att.), trailing only Rashaad Penny's 20.8 average at Nevada on Nov. 12, 2006.
- Armstead's 19.2 average against Idaho State in the 2022 meeting was also the eighth-highest average in a FBS game in 2022 (min. 5 att.).
- RB Kenan Christon ran for 102 yards and a touchdown on just 10 carries (10.2 avg.) at New Mexico on Nov. 18, 2022. It was his second career 100-yard rushing game and first since rushing for 103 in his first college game at USC against Arizona on Oct. 19, 2019. He became the 81st Aztec with a 100-yard rushing game (now that number is 84). He also became the first Aztec since Rashaad Penny against Army West Point on Dec. 23, 2017 and just the third Aztec overall since 2000 (has now happened eight times overall) to average at least 10 yards per carry on at least 10 attempts.

SDSU UNDER SEAN LEWIS

	SDSU			
Category	2024	Streak	Lewis Era	Streak
Overall Record	2-3	W1	2-3	W1
Mountain West Record	1-0	W2	1-0	W1
Home Record	2-1	W1	2-1	W1
Road Record	0-2	L4	0-2	L2
Neutral Record	0-0	L1	0-0	n/a
Overtime	0-0	L1	0-0	n/a
Gms Dec. by 3 Pts or Less	1-1	W1	1-1	W1
Gms Dec. by 8 Pts or Less	1-1	W1	1-1	W1

SCORING

Scoring - first to score	2-1	W1	2-1	W1
Leading - after 1 qtr	1-0	W1	1-0	W1
Leading - at halftime	1-1	W1	1-1	W1
Leading - after 3 qtr	2-1	W1	2-1	W1
Scoring - 20 or more points	2-1	W1	2-1	W1
Scoring - 30 or more points	1-0	W3	1-0	W1
Scoring - 40 or more points	1-0	W21	1-0	W1

OFFENSE

Total Offense - 500+ yds	0-0	W5	0-0	n/a
Total Offense - 400+ yds	1-0	W2	1-0	W1
Passing - 300+ yds	0-0	L1	0-0	n/a
Rushing - 200+ yds	1-0	W15	1-0	W1
First Downs - 20+	1-1	L1	1-1	L1
3rd Down Conv. - 50 pct.+	0-0	L2	0-0	n/a
No Turnovers	2-1	W1	2-1	W1
Turnovers - 1 or fewer	2-2	W1	2-2	W1
Turnovers - 2 or fewer	2-3	W1	2-3	W1
Field Position - 30 or better	1-3	W1	1-3	W1
Field Position - 25 or better	2-2	W1	2-2	W1
Play Call - 50 pct.+ rushing	2-3	W1	2-3	W1

DEFENSE

Allowing 24 points or less	2-2	W1	2-2	W1
Allowing 17 points or less	1-0	W1	1-0	W1
Total Offense - <=300 yds.	1-0	W1	1-0	W1
Passing - <= 150 yds.	1-0	W1	1-0	W1
Rushing - <= 100 yds	2-0	W4	2-0	W2
First Downs - <= 15	0-0	L2	0-0	n/a
3rd Down Conv. - <= 33 pct.	1-1	L1	1-1	L1
Turnovers - forced 2 or more	1-1	L1	1-1	L1
Turnovers - forced 3 or more	1-0	W34	1-0	W1
Field Position - <=25	1-1	W1	1-1	W1
Field Position - <=20	1-0	W4	1-0	W1
Defense Scores Points	1-0	W5	1-0	W1

COMPARISON

SDSU more rushing yards	2-0	W3	2-0	W2
SDSU more return yards	2-2	W1	2-2	W1
SDSU fewer turnovers	2-1	W1	2-1	W1
SDSU same turnovers	0-0	W3	0-0	n/a
SDSU more turnovers	0-2	L12	0-2	L2
SDSU more Time of Poss.	0-0	W1	0-0	n/a
SDSU more 1st D. and ToP	0-0	W1	0-0	n/a
SDSU better Avg. Field Pos	1-2	W1	1-2	W1
SDSU adv. in TO and AFP	1-1	W1	1-1	W1
SDSU ST (KR/PR) Score	0-0	W6	0-0	n/a

INDIVIDUAL

Rusher - 100+ Yards	2-1	W1	2-1	W1
Multiple - 100+ Yards	0-0	W19	0-0	n/a
Passer - 300+ Yards	0-0	L1	0-0	n/a
Receiver - 100+ Yards	0-1	L1	0-1	L1
100+ Rusher, 300+ Passer	0-0	W2	0-0	n/a

MOUNTAIN WEST STANDINGS / SINCE 2013

Below is a look at the best Mountain West records in league games since the current 12-team conference began in 2013 (includes championship & bowl games; through Oct. 5).

Rk.	Team	W	L	Pct.	GB
1.	Boise State	75	18	.807	--
2.	San Diego State	61	29	.678	12.5
3.	Utah State	53	36	.596	20.0
4.	Fresno State	54	39	.581	21.0
5.	Air Force	48	39	.552	24.0
6.	Colorado State	40	45	.471	31.0
7.	Wyoming	41	47	.466	31.5
8.	San José State	40	48	.455	32.5
9.	Nevada	40	49	.449	33.0
10.	UNLV	31	57	.352	41.5
11.	Hawai'i	30	60	.333	43.5
12.	New Mexico	21	67	.239	51.5

ACTIVE CAREER START CHART(OFF./DEF.)

Career Starts (Off/Def)	'19	'20	'21	'22	'23	'24	Total
Marquez Cooper, RB	-	4	13	12	12	5	46
Nate Bennett, WR	-	0	11	11	9	5	36
Nate Williams, OL	-	-	4	12	11	5	32
Marlem Louis, EDGE	RS	0	4	10	13	2	29
Bryce Phillips, CB	-	-	-	11	11	5	27
Kyle Moretti, LB	-	-	1	12	9	1	23
Ja'Shaun Poke, WR	0	4	8	5	0	5	22
Ross Ulugalu-Maseuli, OL	-	-	RS	6	10	5	21
Brayden Bryant, OL	-	-	-	10	0	5	15
Louis Brown IV, WR	-	-	-	2	7	5	14
Dalesean Staley, S	-	-	-	RS	11	3	14
Cody Moon, LB	-	RS	0	9	5	0	14
Kenan Christon, RB	3	0	0	0	10	0	13
Mekhi Shaw, WR	-	RS	1	5	7	0	13
Tupu Alualu, DL	-	-	-	-	12	0	12
Christian Jones, OL	-	-	RS	0	6	5	11
Dean Abdullah, OL	-	-	-	3	7	0	10
Myles Murao, OL	-	-	RS	0	6	2	8
Deshawn McCuin, S	RS	0	1	0	2	3	6
Michael Harrison, TE	-	0	0	2	4	0	6
Trey White, EDGE	-	-	-	RS	1	5	5
Krishna Clay, DL	-	-	-	-	-	5	5
Owen Chambliss, LB	-	-	-	-	RS	5	5
Chris Johnson, CB	-	-	-	0	0	5	5
Jude Wolfe, TE	RS	0	0	0	0	5	5
Josh Hunter, S	-	-	-	RS	5	0	5
Danny O'Neil, QB	-	-	-	-	-	4	4
Tanu Letuli, LB	-	-	-	-	0	4	4
Eric Butler, S	-	-	-	0	0	4	4
Sam Benjamin, DL	-	-	-	0	0	4	4
Joseph Borjon, OL	-	-	-	0	3	1	4
Jaylon Armstead, RB	-	RS	0	2	2	0	4
JD Coffey II, S	-	-	0	0	1	2	3
Ezekiel Larry, EDGE	-	-	-	RS	3	0	3
Phillippe Wesley, WR	-	-	RS	0	3	0	3
Tyler McMahon, RG	-	-	-	-	-	2	2
Brady Nassar, DL	-	-	-	-	0	2	2
Teivis Tuoti, DL	-	RS	0	0	0	2	2
William Nimmo Jr., S	-	0	0	0	1	1	2
Javance Tupou'ata-Johnson, QB	-	-	-	-	RS	1	1
Ryan Henderson, EDGE	-	-	-	-	0	1	1
Dominic Oliver, EDGE	-	-	-	0	0	1	1
Brady Anderson, LB	-	-	0	RS	1	0	1
Cam Davis, RB	-	-	RS	0	1	0	1

Cooper's first 30 starts came at Kent State; his 12 starts in '23 were at Ball State. Bennett's first 31 starts came at Portland St. Louis' first 27 starts came at Richmond. Williams' first 27 starts came at Akron. Moretti's first 22 starts came at Central Michigan. Phillips' first 22 starts came at Tennessee State. Poke's first 17 starts were at Kent State. Staley's first 11 starts were at Northern Iowa. Walker's first 11 starts were at Eastern Michigan. Bryant's first 10 starts came at North Dakota. Brown's first nine starts came at Colorado State. Nine of Moon's starts came at New Mexico. Harrison's first six starts came at Colorado. Borjon's first three starts were at Arizona. Larry's first three starts were at Yale. Nimmo's first start was at UCLA.

PASSING OFFENSE

- Since the start of the 2015 season, San Diego State has thrown 62 interceptions, tied the fourth fewest in the nation over that span behind option teams Navy's 48 (min. 80 GP), Air Force's 56 and Army West Point (60). In contrast, Hawai'i has thrown 128 interceptions over that span, which is the most since 2015.
- SDSU has won five of its last six games when throwing for at least 300 yards.
- **Danny O'Neil** became the first true freshman quarterback in SDSU's Division I era (since 1969) to earn a start in a season-opener when he started against Texas A&M-Commerce on Aug. 31.
- **O'Neil** was the third true freshman quarterback in San Diego State's DI era to earn a start and is the second to pick up a win in his first start (also Spencer Brinton on Oct. 25, 1997 - SDSU 10, Hawai'i 3).
- The Aztecs scored 45 points in his first career start. In SDSU's two previous games that it started a true freshman quarterback for the first time, San Diego State combined for 23 points (10 vs. Hawai'i on Oct. 25, 1997 and 13 at Fresno State on Oct. 3, 2014).
- **O'Neil** was one of only two true freshmen in the country to start in the opening weekend (also Nebraska's Dylan Raiola).
- In the second half of the Texas A&M-Commerce game, **O'Neil** was 11-for-12 for 130 yards and two touchdowns for a 237.67 pass efficiency rating.
- **O'Neil** has thrown 113 pass attempts this season, which is the third most in the country without an interception, only trailing Eastern Michigan's Cole Snyder (145) and USF's Byrum Brown (132).
- Among true freshmen this season, **O'Neil** ranks first in touchdown-to-interception ratio (infinity), second in yards per game (197.8), pass efficiency rating (136.2), completions (71) and yards per attempt (7.00), third in yards (791), completion percentage (62.8), yards per completion (11.14) and attempts (113), and fourth in touchdown passes (5).
- Among the Mountain West, **O'Neil** ranks fourth in completion percentage (62.83) and yards per attempt (7.00), fifth in pass attempts per game (28.25, 62nd in FBS) and pass efficiency rating (136.23, 64th in FBS), sixth in completions per game (17.75, 61st in FBS), passing yards per game (197.75) and yards per completion (11.14), eighth in total offense per game (201.75) and pass completions (71), ninth in passing yards (791) and total pass attempts (113), and 10th in passing touchdowns (6).
- **O'Neil** was named the Mountain West Freshman of the Week on Oct. 7 for his play against Hawai'i. **O'Neil** led the Aztecs to a 27-24 come-from-behind win over Hawai'i, completing his first 10 pass attempts and a career-high 24 for the game, going 24-for-33 for 224 yards, a touchdown and no turnovers. SDSU scored on five of its 10 drives, including three touchdowns and two field goals.
- QB **Javance Tupou'ata-Johnson** earned the start at California on Sept. 14. It marked the first time in SDSU's Division I history (since 1969) that the Aztecs started a pair of freshmen quarterbacks in the same season.
- **WR Louis Brown IV** caught eight passes for 149 yards at Central Michigan on Sept. 24. He became the 93rd different Aztec with a 100-yard receiving game (342nd 100-yard game overall). The 149 yards were a career high (Brown played at Colorado State from 2022-23), the most by an Aztec since Tyrell Shavers also had 149 against Hawai'i on Oct. 8, 2022 and matched the most by an Aztec since Jesse Matthews had 175 yards vs. UTSA in the 2021 Frisco Bowl (Dec. 21).
- **Brown IV** ranks sixth in the Mountain West in yards per reception (16.62), seventh in receiving yards per game (69.80, 67th in FBS) and eighth in receiving yards (349, T-73rd in FBS).
- **TE Jude Wolfe** had two touchdown catches at Central Michigan on Sept. 28. He became just the fourth Aztec tight end since at least 1996 with multiple touchdown catches in the same game, joining Gavin Escobar (three times from 2011-12), Kahale Warring (at Nevada in 2018) and Mark Redman (vs. Ohio in 2023).
- Among the Mountain West tight ends, **Wolfe** ranks in tie for second in touchdown catches (2, T-20th in FBS), fifth in receptions (11, T-59th in FBS) and sixth in receiving yards (95).
- **WR Mekhi Shaw** became the 90th different Aztec in program history with a 100-yard receiving game with then career highs of six catches, 120 yards and two touchdowns at New Mexico on Nov. 18, 2022.
- **Shaw** had another 100-yard game at Hawai'i on Oct. 14, 2023 at Hawai'i with career highs of seven catches and 126 receiving yards, while adding a touchdown. Also had a career-long 69-yard catch.
- **RB Kenan Christon** caught eight passes for 76 yards and a touchdown against Utah State on Nov. 4, 2023. The eight catches were the most by an Aztec running back since Brandon Sullivan had nine against Cal Poly on Aug. 30, 2008. The eight receptions were also tied for the fourth most in a game last season among running backs.

BULLET NOTES - DEFENSE

- **Eric Schmidt** is in his first season as SDSU's defensive coordinator. Schmidt previously spent two seasons at Washington as its special teams coordinator and coach of the EDGE position on defense. In 2023, Schmidt helped take the Huskies into the College Football Playoff semifinal as the No. 2 seed following a perfect 12-0 regular season and a PAC-12 Championship victory over Oregon. Statistically, the Huskies led the Pac-12 in interceptions (5) and punt return defense (1.83), ranked third in team passing efficiency defense (122.64), and fifth in turnovers gained (18).
- Defensive edges coach **Rob Aurich** (2022-23 defensive coordinator at Idaho, 2018-21 special teams coordinator at South Dakota, 2015-17 defensive coordinator at Bemidji State) also has previous coordinator experience.
- San Diego State returns two starters on defense in defensive tackle **Tupu Alualu** and weakside linebacker **Cody Moon**.

DEFENSIVE NUMBERS

- Since 2014, SDSU ranks second in the country in interceptions (159), tied for fourth in turnovers forced (231), eighth in total defense (323.5) and ninth in scoring defense (19.7).
- San Diego State has held its opponent to single digits 21 times time since 2015 (119 games) and to 10 or less points 35 times over that span.
- The Aztecs have allowed just 1,206 points over the last 238 quarters (5.07 points per quarter) (does not include overtime periods).
- **SDSU has allowed just 1,280 points over the last 65 games (19.7 ppg).**
- San Diego State has held its opponent scoreless on its opening possession three times in five games this season, 19 times in 30

games since 2022, 31 times in 43 games since 2021 and 85 times since 2015 (119 games).

- The Aztecs have not allowed a first-quarter touchdown in 11 of the last 14 games.
- SDSU had gone 18 straight games without allowing more than seven points in the first quarter before Central Michigan scored 10 of its 22 points in the first quarter on Sept. 28. San Diego State has allowed seven or fewer points in 27 of the last 29 first quarters.
- San Diego State held an opponent without a first-half touchdown in three games last season (Aug. 26 vs. Ohio, Oct. 21 vs. Nevada and Nov. 4 vs. Utah State). SDSU has held seven of its last 27 opponents without a touchdown in the first half.
- This year, opponents have had 58 drives where they tried to score on SDSU (does not include kneeldowns) and the Aztecs have forced three-and-outs (or less) on 16 of those drives (27.6 pct.). San Diego State averages 3.20 three-and-outs per game.
- SDSU had two defensive touchdowns in the opener against Texas A&M-Commerce on Aug. 31 (Tano Letuli fumble recovery in the end zone and JD Coffey III 45-yard interception return) in the same game for the first time since Nov. 5, 2016 vs. Hawai'i.
- San Diego State's two defensive touchdowns this season are tied for sixth in the country, trailing Coastal Carolina (4), SMU (4) and Tulane (4), Arizona State (3) and North Carolina State (3).
- Ten of the 11 starters on defense in the opener against Texas A&M-Commerce were making their first career FBS start. The only player with a FBS start previously - EDGE Trey White - entered the game with one career start.
- CB Chris Johnson is tied for the FBS lead in both forced fumbles (3) and forced fumbles per game (0.60). The three forced fumbles are already tied for the 13th most in SDSU single-season history.
- LB Brady Anderson, LB Tano Letuli and DL Krishna Clay are each tied for 17th in FBS in fumble recoveries (1, T-2nd in in MW).
- S JD Coffey III had a career-high seven tackles in the first half alone at Central Michigan on Sept. 28 and finished with 15 for the game. It matched the most by an Aztec since Kyahva Tezino had 17 vs. Army West Point in the 2017 Armed Forces Bowl.
- S Josh Hunter had 15 tackles at Colorado State on Nov. 11, 2023, then most by an Aztec since Kyahva Tezino had 15 at Fresno State on Nov. 17, 2018. Hunter entered the game with 17 tackles this season and 18 for his career.
- LB Cody Moon was named the Mountain West Defensive Player of the Week on Aug. 28, 2023 for his play in the Aug. 26 opener against Ohio. Moon had a team-high 12 tackles (seven solo) in his first game as an Aztec after playing at New Mexico the past two seasons. The 12 tackles were two more than the next two Aztecs combined. It was his fifth career double-digit tackle game (now has six) and third over a four-game stretch.
- LB Kyle Moretti led Central Michigan in tackles (65) and sacks (2.0) a year ago. In the Mid-American Conference, he ranked 10th in sacks and 12th in tackles.
- EDGE Marlem Louis ranked in a tie for fifth in FCS last year while at Richmond in forced fumbles (4) and 10th in forced fumbles per game (0.31).

RUSHING DEFENSE

- Opponents have rushed 198 times this season with only four explosives runs (run of at least 20 yards) (2.0 pct.).
- Over the past three-plus seasons since 2021, opponents have rushed 1,450 times with only 38 attempts longer than 20 yards (2.6 pct.).
- Opponent rush average this year vs. SDSU by down: 1st - 4.0; 2nd - 3.9; 3rd - 4.8; 4th - 4.1.
- Opponent rush average this year vs. SDSU by quarter: 1st - 4.3; 2nd - 4.5; 3rd - 3.7; 4th - 4.0 - and by half: 1st - 4.4; 2nd - 3.9.
- San Diego State held Central Michigan to 154 rushing yards on 42 carries (3.7 avg.) on Sept. 28 a week after it gave up 335 on 33 attempts vs. Ball State (10.2 avg.).

PASSING DEFENSE

- SDSU's 159 interceptions since the 2014 season are the second most in the country over that span while its 16 interceptions returned for a touchdown rank in a tie for 15th.
- EDGE Trey White is off to a historic start to the season, on pace to break the FBS's record for the most in a season (NCAA defensive stats go back to 2000). White is averaging 1.80 sacks per game, which would be a NCAA FBS record for most sacks per game in a season, just ahead of Arizona State's Terrell Suggs (1.71 in 2002), Louisville's Elvis Dumervil (1.67 in 2005) and Syracuse's Dwight Freeney (1.46 in 2001).
- White is averaging more sacks per game than 41 other teams.
- White leads the country in sacks per game (1.80), total tackles for loss (12.0), tackles for loss per game (2.40) and tackles for loss yards (83), and is tied for first in sacks (9) and third in sack yards (53). White is also tied for eighth in the Mountain West in forced fumbles (1) and tied for ninth in forced fumbles per game (0.20).
- According to Pro Football Focus, White ranks in a tie for seventh in the country in quarterback pressures (23).
- White logged three sacks and four tackles for loss at Central Michigan on Sept. 28. He was the first Aztec with four TFLs in a game since Jay Henderson had four vs. Northern Illinois on Sept. 30, 2017.
- White followed with another three sacks and four tackles for loss once again vs. Hawai'i on Oct. 5 en route to being named the Mountain West Defensive Player of the Week on Oct. 7 for the first time of his career. According to Pro Football Focus, White's eight quarterback pressures were tied for the second most in the country that week, while his five quarterback hurries were tied for seventh.
- According to Pro Football Focus, CB Chris Johnson has the top coverage grade among cornerbacks in the Mountain West at 79.7 and ninth in the country overall (min. 150 pass coverage snaps).
- Additionally, Johnson's 79.1 overall defensive grade leads the Mountain West among cornerbacks and is fourth nationally (min. 275 defensive snaps).
- S JD Coffey III returned an interception 45 yards for a touchdown against Texas A&M-Commerce on Aug. 31. Coffey is tied for first in the Mountain West in interceptions returned for a touchdown (1, T-2nd in FBS), sixth in interception yards (45, T-52nd in FBS) and tied for fifth in total interceptions (1).
- CB Bryce Phillips is second in the Mountain West in interception yards (68, 26th in FBS) and tied for seventh in total interceptions

TOP SCORING DEFENSES SINCE 2014

Best scoring defenses since start of 2014 (min. 100 GP)

Rk.	School	Pts. Allowed Per Game
1.	Georgia	16.7
2.	Alabama	17.2
3.	Clemson	17.5
4.	Wisconsin	17.9
5.	Iowa	18.1
6.	Michigan	18.2
7.	Ohio State	18.5
8.	Penn State	19.0
9.	San Diego State	19.7
10.	Washington	20.5

TOP TOTAL DEFENSES SINCE 2014

Best total defenses since start of 2014 (min. 100 GP)

Rk.	School	Total Yds. Allowed Per Game
1.	Wisconsin	294.7
2.	Michigan	294.9
3.	Clemson	301.5
4.	Georgia	301.7
5.	Alabama	306.2
6.	Iowa	318.6
7.	Ohio State	320.3
8.	Penn State	321.9
9.	San Diego State	323.5
10.	Air Force	334.7

MOST INTERCEPTIONS SINCE 2014

Below is a list of the most interceptions forced in the FBS since the beginning of the 2014 campaign.

Rk.	Team	INT
1.	Iowa	161
2.	San Diego State	159
3.	Clemson	155
4.	Alabama	147
5.	Western Kentucky	142
	Wisconsin	142
7.	Oregon	141
8.	Appalachian State	140
9.	Ohio State	138
	Utah	138

MOST TURNOVERS FORCED SINCE 2014

Below is a list of the most turnovers forced in the FBS since the beginning of the 2014 campaign.

Rk.	Team	TO Forced
1.	Clemson	252
2.	Memphis	239
3.	Alabama	233
4.	San Diego State	231
	Iowa	231
	Troy	231
	Utah	231
	Western Kentucky	231
9.	Ohio State	230
10.	Louisiana Tech / UCF	228

FEWEST INT. THROWN SINCE 2015

Fewest INT by an FBS team since 2015 (min. 80 GP)

Rk.	School	Int.
1.	Navy	48
2.	Air Force	56
3.	Army West Point	60
4.	San Diego State	62
5.	Alabama	63

AZTECS IN THE NFL (AS OF OCT. 5, 2024)

(According to NFL.com; * - practice squad player; ^ - injured list)

Active Rosters: 10
Practice Rosters: 3
Injured List: 1
Total: 14

CURRENT NFL TEAM

SDSU LETTERS

ARIZONA CARDINALS

Aaron Brewer, LS 2008-09-10-11
Darren Hall, S 2018-19-20
*Keith Ismael, OL 2017-18-19

ATLANTA FALCONS

*Jesse Matthews, WR 2019-20-21-22

BUFFALO BILLS

Tyrell Shavers, WR 2021-22

INDIANAPOLIS COLTS

Segun Olubi, LB 2020-21

KANSAS CITY CHIEFS

Matt Araiza, P 2019-20-21
Cameron Thomas, LB 2019-20-21

MIAMI DOLPHINS

^Patrick McMorris, S 2020-21-22

NEW ENGLAND PATRIOTS

Zachary Thomas, OL 2017-19-20-21

NEW YORK GIANTS

Daniel Bellinger, TE 2018-19-20-21

PITTSBURGH STEELERS

Damontae Kazee, S 2013-14-15-16

SAN FRANCISCO 49ERS

*Alex Barrett, DL 2013-14-15-16

TENNESSEE TITANS

Daniel Brunskill, OL 2013-14-15-16

MOST GAMES / CONSECUTIVE GAMES

Most Games Played	Games
Tyler Pastula, P	50
Marlem Louis, DL	48
Marquez Cooper, RB	47
Ryan Wintermeyer, LS	44

Consecutive Games Played	Streak
Tyler Pastula, P	50
Marquez Cooper, RB	47
Ryan Wintermeyer, LS	44
Michael Harrison, TE	41
Cody Moon, LB	41

2024 CAPTAINS

Name	SDSU Letters
Marquez Cooper, RB	n/a
Tano Letuli, LB	n/a
Trey White, Edge	2023

(1).

- LB Tano Letuli is tied for seventh in the Mountain West in interceptions per game (0.25) and total interceptions (1), and ninth in interception yards (20).
- CB Jelani Whitmore is tied for seventh in the Mountain West in interceptions (1).
- Last season, McQuinn tied for 11th in FBS in interceptions returned for a touchdown (1, T-2nd in MW) last year and tied for 55th in interception yards (70, 7th in MW)
- Newcomer EDGE Marlem Louis tied for 20th in FBS last year in solo sacks (7) while at Richmond, as well as tied for 21st in sack yards (54), tied for 27th in sacks (7.5) and 47th in sacks per game (0.58).
- EDGE Ezekiel Larry ranked 25th in FCS in sack yards (52) a year ago at Yale, while also tying for 29th in sacks per game (0.67) and tying for 30th in solo sacks (6).
- S Dalesean Staley (Northern Iowa) tied for 33rd in FCS in 2023 with three interceptions.
- Newcomer CB Bryce Phillips tied for 38th in FCS play last year in pass breakups (8) while at Tennessee State.

BULLET NOTES - SPECIAL TEAMS

- Associate head coach Zac Barton is in his first season as SDSU's special teams coordinator. Barton joined San Diego State after spending last season at Kansas, where he served as the Jayhawks' special teams analyst. In his lone season at KU, the Jayhawks ranked seventh in FBS in special teams grading according to Pro Football Focus, grading just behind CFP playoff teams Alabama, Texas, and Washington. Kansas would go on to earn a selection into the 2023 Guaranteed Rate Bowl to cap off an 8-4 regular season, their best regular season record since 2007. Prior to Kansas, Barton coached the special teams at Kent State from 2018-22 under head coach Sean Lewis and helped the Golden Flashes' special teams unit to new heights.
- Special teams have long been a key to San Diego State's success. **The Aztecs have won five of the nine Mountain West Special Teams Player of the Year awards issued since 2015. Those five include three kick returners (Rashaad Penny from 2015-17), two punters (Matt Araiza in 2021 and Jack Browning in 2022) and one kicker (also Araiza in 2021).**
- San Diego State returns a pair of all-conference honorable mention selections in the special teams unit in kick returner Kenan Christon and punt returner Mekhi Shaw.
- ESPN's special teams efficiency rating had San Diego State at 72.2 in 2022, which ranked second in FBS, trailing only South Carolina (79.8). The Aztecs were fifth in 2021 at 69.9. Last year, SDSU was ninth at 65.8, and this year San Diego State is 24th at 66.5.
- Since the start of the 2015 season, San Diego State has 14 kickoff returns for touchdowns, the most in FBS play over that time. To put that stat into perspective, eight other teams have played at least 100 games over that span and do not have a single kick return touchdown.
- The Aztecs also have five 100-yard kickoff return touchdowns since 2015, one behind Western Michigan for the most in FBS play over that span.
- SDSU has two non-offensive touchdowns this season - a Tano Letuli fumble recovery in the end zone and JD Coffey III 45-yard interception return, both against Texas A&M-Commerce on Aug. 31 - which are tied for the 15th most in the country.
- The Aztecs have 13 non-offensive touchdowns since the start of the 2021 season. Only nine schools have more non-offensive touchdowns over that span, including Pittsburgh (18), Notre Dame (16), Iowa (15), Kentucky (15), Middle Tennessee (15), Ohio State (15), SMU (15), Arkansas State (14) and Houston (14). Over that span, SDSU has four blocked punt returns for touchdowns, four interception returns for touchdowns, two kickoff returns for a touchdown, two fumble recoveries for a touchdown and one punt return for a touchdown.
- Since the start of the 2020 season, San Diego State has 17 non-offensive touchdowns, tied with Baylor, Middle Tennessee, Mississippi State and TCU for the eighth most in the country over that span, trailing only Pittsburgh (20), Notre Dame (19), Alabama (18), Houston (18), Iowa (18), Kentucky (18) and Ohio State (18).
- P Tyler Pastula is currently averaging 46.08 yards per punt, which would rank fourth in SDSU single-season history.
- Pastula ranks second in the Mountain West in punt average (46.08, 10th in FBS), punt yards per game (239.60, 12th in FBS), total punt yards (1,198, 16th in FBS), total punts (26, 20th in FBS) and punts per game (5.20, T-20th in FBS) and net punt average (40.73, 49th in FBS), and third in punts inside the 20-yard line (9, T-23rd in FBS).
- Pastula punted seven times for 340 yards against Oregon State on Sept. 7. The 48.6 average was a career-high mark (min. 4 punts) and the seventh-highest average in the country this year (min. 7 punts).
- Last year, Pastula ranked 20th in FCS punt average (42.7) while playing for UAlbany.
- KR Ja'Shaun Poke is tied for sixth in the Mountain West in kick returns per game (1.00, T-68th in FBS) and total kick returns (5, T-69th in FBS), seventh in kick return average (18.40), ninth in total kick return yards (92) and 10th in combined return yards (92).
- Mekhi Shaw is tied for fourth in the Mountain West in total punt returns (6, T-60th in FBS) and punt returns per game (1.20, T-60th in FBS), fifth in punt return average (4.33, 67th in FBS), and ninth in total punt return yards (26) and punt return yards per game (5.20).
- Shaw ranked third in the Mountain West last year in punt return average (7.21, 37th in FBS), fourth in punt returns (14, T-48th in FBS) and seventh in total punt return yards (101, T-61st in FBS).
- Gabe Plascencia is ranked seventh in the Mountain West in field goal percentage (75.00, T-66th in FBS), eighth in made field goals per game (0.75) and kickoff average (59.19), and tied for eighth in made field goals (3) and attempted field goals per game (1.00).
- RB/KR Kenan Christon ranked second last year in the Mountain West in total kick returns (15, T-56th in FBS) and total kick return yards (331, 57th in FBS) and sixth in combined kick return/punt return yards (331, T-74th in FBS).
- Eric Butler blocked two punts last year, tied for the second-most blocked kicks in SDSU single-season history. His two career blocked kicks are tied for the fifth most in school history.
- Butler's two blocked kicks were tied for the fourth most in the country last year, while his 0.18 blocked kicks per game were also fourth.

LAST TIME OUT

San Diego State 27, Hawai'i 24
Oct. 5, 2024 | Snapdragon Stadium | San Diego, Calif.

SAN DIEGO -- Marquez Cooper ran for 109 yards and two touchdowns, and true freshman quarterback Danny O'Neil threw for 224 yards and a score to lead San Diego State to a 27-24 win over Hawai'i on Saturday night in the Mountain West opener for both teams.

The Aztecs (2-3, 1-0 MW) only trailed for 2 minutes, 34 seconds (2:34) of the game, but had to rally in the fourth quarter to snap a three-game losing streak.

The Rainbow Warriors (2-3, 0-1 MW) took their only lead of the game early in the fourth when Brayden Schager connected on a 23-yard touchdown pass to Nick Cenacle to make it a 24-20 contest with 9:39 left. Schager's third touchdown strike of the game wrapped up a 14-play, 89-yard drive that used up 5:48 of clock.

SDSU, however, answered with an 8-play, 87-yard drive of its own, culminating with a 2-yard touchdown run by Cooper with 7:05 remaining. O'Neil found Nate Bennett on a 48-yard pass deep down the left side to get San Diego State into UH territory. The Aztecs later used a 17-yard rush by Cooper and a 14-yard pass from O'Neil to Jordan Napier on a third-and-4 situation from the 16 to set up Cooper's second TD run of the game.

Hawai'i got into SDSU territory, converting a third-and-5 and later an improbable fourth-and-18. After Trey White's third sack of the game, the Rainbow Warriors were facing a third-and-17 from the San Diego State 46 but Schager found Pofele Ashlock for a 15-yard gain. On fourth-and-2, Schager threw a quick screen to Ashlock, but the ball was deflected to Cenacle, who was then stopped by Krishna Clay short of the first-down marker.

The Aztecs ran Cooper three consecutive plays before punting deep into UH territory. After an incomplete deep pass with 10 seconds left, Marlem Louis sacked Schager to end the game to seal the SDSU victory.

After the teams exchanged field goals in the first quarter, Cooper put San Diego State up, 10-3, on a 9-yard touchdown with 4:49 left in the first half.

Hawai'i answered with 23-yard touchdown pass from Schager to Tylan Hines following a 6-play, 77-yard drive.

The Aztecs responded with an almost flawless 2-minute drill, going 75 yards on nine plays in 1:47, culminating with a 16-yard pass from O'Neil to Louis Brown IV with just six seconds remaining in the half. SDSU converted a fourth-and-4 on the drive and later took advantage of a defensive holding call on a third-and-9 situation, setting up the TD strike to Brown IV and entering halftime with a 17-10 lead.

After forcing a three-and-out to start the third quarter, San Diego State started in Rainbow Warrior territory when Napier returned a punt 12 yards to the UH 44. The Aztecs got into the red zone but had to settle for a 43-yard field goal by Gabe Plascencia after O'Neill was sacked on third-and-9 from the 19-yard line.

Hawai'i cut into SDSU's 20-10 lead with a 12-play, 75-yard drive, ending with a 6-yard pass from Schager to Ashlock late in the third quarter, setting up San Diego State's heroics in the fourth.

O'Neil completed 24 of 33 passes for 224 yards and a touchdown, extending his streak of 113 attempts without an interception to start his collegiate career. He completed his first 10 passes of the game.

Cooper recorded his second straight 100-yard rushing game with 109 yards and two touchdowns on 30 carries. The active FBS rushing leader now has three 100-yard games this season and 20 for his career.

Napier (41 yards) and Brown (40) had five catches apiece, while Bennett added four receptions for a team-high 74 yards.

White finished with three sacks and four tackles for loss for a second straight game for the Aztecs, who won their conference opener for the ninth time in the last 12 years and improved to 10-2 in their last 12 MW home openers.

It was the fourth consecutive one-score game between SDSU and Hawai'i with San Diego State winning all four by a combined 19 points.

BIG NOTES

- San Diego State won its conference opener for the ninth time in the last 12 years.
- The Aztecs improved to 10-2 in their last 12 Mountain West home openers.
- SDSU is now 50-23 (.685) in its last 73 games regular season games against Mountain West opponents.
- San Diego State improved to 38-3 over its last 41 games when leading after three quarters.



SDSU-HAWAII

Oct. 5, 2024 | Snapdragon Stadium | San Diego, Calif.

Attendance: 31,307 | Weather: 71 degrees F, cloudy; wind N 5 mph

	1	2	3	4	Total
Hawai'i	3	7	7	7	- 24
San Diego State	3	14	3	7	- 27

SCORING SUMMARY

SDSU — Plascencia 24-yd field goal	(5:34, 1st)
UH — Matsuzawa 30-yd field goal	(0:43, 1st)
SDSU — Cooper 9-yd rush (Plascencia kick)	(4:49, 2nd)
UH — Hines 23-yd pass f/Schager (Matsuzawa kick)	(1:53, 2nd)
SDSU — Brown IV 16-yd pass f/O'Neil (Plascencia kick)	(0:06, 2nd)
SDSU — Plascencia 43-yd field goal	(8:33, 3rd)
UH — Ashlock 6-yd pass f/Schager (Matsuzawa kick)	(2:07, 3rd)
UH — Cenacle 23-yd pass f/Schager (Matsuzawa kick)	(9:39, 4th)
SDSU — Cooper 2-yd run (Plascencia kick)	(7:05, 4th)

TEAM STATS

	Hawai'i	San Diego State
First Downs	24	19
Rushes-Yards	29-84	34-99
Passing Yards	272	224
C-A-I	26-44-1	24-33-0
Total Offense	356	323
Fumbles-Lost	1-0	0-0
Penalties-Yards	7-66	9-104
Possession Time	30:56	29:04
Turnovers	1	0
Average Field Position	UH17	SDSU36

INDIVIDUAL STATS

Rushing (Atts.-Yards-TDs): UH: Sims 8-36-0; Schager 16-21-0; Hines 2-19-0; Barfield 3-8-0. SDSU: Cooper 30-109-2; O'Neil 4-(-10)-0.

Passing (Comp.-Att.-Int., Yards, TDs): UH: Schager 26-44-1, 273, 3. SDSU: O'Neil 24-33-0, 224, 1.

Receiving (No.-Yards-TDs): UH: Ashlock 8-77-1; Cenacle 3-56-1; Hines 3-33-1; Curtis 2-36-0; Crowder 2-23-0; Barfield 2-21-0; Panoke 2-13-0; Perry 1-5-0; Cordero 1-(-1)-0; Nishigaya 1-(-1)-0. SDSU: Napier 5-41-0; Brown IV 5-40-1; Bennett 4-74-0; Poke 4-38-0; Cooper 4-28-0; Wolfe 1-5-0; Shaw 1-(-2)-0.

DEFENSIVE SCORING PLAYS (SINCE 2009)

2024

Tano Letuli 0-yd FR after Trey White's FF
..... vs. Texas A&M-Commerce (A.31)
JD Coffey 45-yd INT vs. Texas A&M-Commerce (A.31)

2023

Deshawn McCuin 70-yd INT at Hawai'i (0.14) (TD)

2022

Jonah Tavai Sacked QB in end zone vs. SJSU (N.12) (Safety)
Patrick McMorris 30-yd FR after Michael Shawcroft's FF
..... at Nevada (0.22) (TD)

2021

Andrew Aleki 17-yd INT at UNLV (N.19) (TD)
Andrew Aleki 25-yd INT vs. New Mexico State (S.4) (TD)

2020

Darren Hall 57-yd INT at Colorado (N.28) (TD)
Segun Olubi 71-yd INT vs. Hawai'i (N.14) (TD)

2019

Darren Hall 20-yd FR after Tariq Thompson's FF
..... vs. Central Michigan (D.21) (TD)

2017

Tariq Thompson 83-yd INT vs. Northern Illinois (S.30) (TD)

2016

Ron Smith 54-yd INT vs. Houston (D.17) (TD)
Damontae Kazee 54-yd INT vs. Hawai'i (N.5) (TD)
Ron Smith 14-yd INT vs. Hawai'i (N.5) (TD)
Malik Smith 28-yd INT at Utah State (O.28) (TD)
Ronley Lakalaka 9-yd INT vs. California (S.10) (TD)

2015

Alex Barrett 43-yd INT vs. Cincinnati (D.24) (TD)
Damontae Kazee 55-yd INT at Colorado St. (O.31) (TD)
Calvin Munson 67-yd INT vs. San Diego (S.6) (TD)
..... 19-yd INT vs. San Diego (S.6) (TD)

2014

Calvin Munson 56-yd INT vs. Air Force (N.21) (TD)

2013

J.J. Whittaker 18-yd INT vs. Boise State (N.23) (TD)

2012

Everett Beed 52-yd FR vs. Air Force (N.10) (TD)
Leon McFadden 96-yd INT at Fresno State (S.29) (TD)
Eric Pinkins 32-yd INT at Fresno State (S.29) (TD)
Leon McFadden 28-yd INT vs. North Dakota (S.15) (TD)

2010

Jerome Long FR in end zone after Rob Andrews' FF
..... at TCU (N.13) (Safety)

2009

Luke Laolagi 55-yd INT at UNLV (N.28) (TD)
Dey Juan Hemmings 14-yd FR after Ernie Lawson's FF
..... vs. New Mexico State (O.3) (TD)
Team QB fell in end zone vs. So. Utah (S.12) (Safety)

SPECIAL TEAMS SCORING PLAYS SINCE 2011

2022

Jordan Byrd95-yard KR vs. San José State (N.12) (TD)
 Tyrell Shavers.....Punt block; Returned for touchdown (S.30) (TD)
 Jordan Byrd.....66-yard PR vs. Idaho State (S.10) (TD)
 Team.....Punt block; Jaylon Armstead returned for a
touchdown vs. Arizona (S.3) (TD)

2021

Tyrell ShaversPunt block; Trenton Thompson returned for
touchdown vs. Towson (S.25) (TD)
 Jordan Byrd100-yard KR vs. Utah (S.18) (TD)
 Kaegun Williams.....Punt block; Tyrell Shavers returned for
touchdown at Arizona (S.11) (TD)

2020

Jordan Byrd93-yard KR vs. Colorado State (D.5) (TD)
 BJ Busbee90-yard KR vs. Colorado State (D.5) (TD)

2019

Trenton ThompsonPunt block; Caden McDonald returned for
touchdown at UNLV (10.26) (TD)
 Kaegun Williams95-yard KR vs. San José State (O.19) (TD)

2018

Kaelin HimphillPunt block; Trenton Thompson returned for
touchdown vs. Air Force (O.12) (TD)

2017

Juwan Washington78-yd KR vs. Army West Point (D.23) (TD)
 Rashaad Penny100-yd KR vs. Nevada (N.18) (TD)
 Rashaad Penny70-yd PR vs. Nevada (N.18) (TD)
 Juwan Washington96-yd KR vs. Northern Illinois (S.30) (TD)
 Rashaad Penny99-yd KR at Arizona State (S.9) (TD)

2016

Juwan Washington92-yd KR at Wyoming (N.19) (TD)
 Rashaad Penny93-yd KR at Wyoming (N.19) (TD)
 Rashaad Penny100-yd KR vs. California (S.10) (TD)

2015

Rashaad Penny100-yd KR vs. Cincinnati (D.24) (TD)
 Damontae Kazee66-yd PR at UNLV (N.21) (TD)
 Rashaad Penny100-yd KR at Penn State (S.26) (TD)
 Rashaad Penny97-yd KR vs. San Diego (S.5) (TD)

2014

Lloyd Mills67-yd PR vs. Northern Arizona (A.30) (TD)

2013

Tim Vizzi71-yd PR at UNLV (N.30) (TD)
 Tim Vizzi41-yd PR vs. Boise State (N.23) (TD)
 TeamFumbled punt out of end zone (O.4) (Safety)
 Sam MeredithPAT block; David Lamar returned for
def. PAT at New Mexico State (S.28) (2 pts.)

2012

Colin Lockett100-yd KR at Boise State (N.3) (TD)
 Colin Lockett96-yd KR vs. Army (S.8) (TD)

2011

Brandon Davis98-yd KR at Air Force (O.13) (TD)
 Colin Lockett94-yd KR vs. Cal Poly (S.3) (TD)

- The Aztecs have played in consecutive games decided by three points or less for the first time since 2010 (lost at Brigham Young, 24-21, on Oct. 9 and won vs. No. 23 Air Force, 27-25, on Oct. 16).
- This was the fourth consecutive one-score game between SDSU and Hawai'i (San Diego State has won all four games by a combined 19 points). Six of the last seven games between the two teams have been decided by one score.
- SDSU improved to 52-4 over the last 56 games when winning the turnover battle.
- The Aztecs are now 78-41 (.655) since the start of the 2015 campaign.
- EDGE **Trey White** had three sacks and four tackles for loss for the second straight game. White is averaging 1.80 sacks per game (nine sacks in five games), which is just ahead NCAA record pace (Terrell Suggs averaged 1.71 while at Arizona State in 2002 (24 sacks in 14 games) and Washington's Zion Tupuola-Fetui averaged 1.75 during the 2020 COVID-19 pandemic season (seven sacks in four games).
- RB **Marquez Cooper** recorded his second straight 100-yard rushing game, third this season and 20th of his career with 109 yards and two touchdowns on 30 carries.

SERIES NOTES

- San Diego State improved to 26-11-2 all-time against Hawai'i.
- The Aztecs won their fifth consecutive game in the series and have now won 11 of the last 13 encounters.
- SDSU improved to 13-4 all-time against the Rainbow Warriors at home.
- San Diego State has won 11 of the last 12 home games vs. Hawai'i.
- Hawai'i is the first team the Aztecs have beaten twice at Snapdragon Stadium (also in 2022).

TEAM NOTES

- This was San Diego State's lone home game in a 48-day span (last home game was Sept. 7 and next is Oct. 26).
- The Aztecs did not allow a first-quarter touchdown for the 10th time in the last 14 games.
- SDSU has allowed seven or fewer points in 27 of the last 29 first quarters.
- San Diego State improved to 67-17 since 2015 when scoring just 20-plus points (2-1 this year).
- The Aztecs snapped a three-game losing streak in games decided by three points or less and a four-game losing streak in one-score games (eight points or less).
- SDSU owned a 19-yard advantage in starting field position for the first time since also starting with a 19-yard advantage at Hawai'i last season (Oct. 14).
- Since the 1999 season, San Diego State is 16-1 when owning at least advantage of 18 yards in starting field position.
- The Aztecs are now 35-10 over the last 45 games when winning the field position battle.
- SDSU had at least one turnover in 18 straight games until not committing one against Fresno State in the 2023 finale. Over the last six games (one last year and five this year), San Diego State has four turnover-free contests.

TRENDS

- The Aztecs lost the coin toss for the fourth time this season (1-4).
- SDSU started with the ball for the 116th time over the last 162 games.
- San Diego State did not allow its opponent to score on its opening possession for the third time this season in five games, 19th time in 30 games since 2022, 31st time in 43 games since 2021 and 85th time since 2015 (119 games).
- The Aztecs improved to 1-1 this season when leading at the half.

PLAYER NOTES

* **Danny O'Neil, Fr., QB (24-for-33, 224 yds., 1 TD, 0 INT)**

Threw his fifth touchdown pass of the season (and career) ... Completed his first 10 pass attempts of the game and had a career-high 24 for the game ... Has started his collegiate career with 113 passes without an interception.

* **Marquez Cooper, Sr., RB (30 att., 109 yds., 2 TD | 4 rec., 28 yds.)**

Broke 100 yards rushing for the third time this season and 20th time of his career ... Ran for 109 yards and now has 583 on the season in five games (116.6 yards per game) ... Now has 4,439 yards for his career, which ranks 72nd in NCAA history (according to SportsReference.com) ... The two players ahead of Cooper are Earl Campbell (4,443 yards while at Texas from 1974-77) and Eric Dickerson (4,450 yards while at SMU from 1979-82) ... Scored his fourth and fifth touchdowns of the season, and now has 38 for his career ... It was his 12th career multi-touchdown game (second this season).

* **Louis Brown IV, Jr., WR (5 rec., 41 yds., 1 TD)**

Caught his second touchdown pass of the season and seventh of his career.

* **Trey White, So., EDGE (5 tackles (4 solo), 3.0 sacks, 4.0 TFL, 1 PBU)**

Had exactly three sacks and four tackles for loss for a second straight game ... Now has 8.5 sacks over the last three games and nine for the season in five games ... Is averaging 1.80 sacks per game, which is just ahead NCAA record pace (Terrell Suggs averaged 1.71 while at Arizona State in 2002 (24 sacks in 14 games) and Washington's Zion Tupuola-Fetui averaged 1.75 during the 2020 COVID-19 pandemic season (seven sacks in four games) ... His four tackles for loss were the most in Snapdragon Stadium history, while his three sacks tied a stadium best.

* **Marlem Louis, Sr., EDGE (3 tackles (3 solo), 2.0 sacks, 2.0 TFL)**

Logged a season-high two sacks, including on the final play of the game.

*** Tyler Pastula, Sr., P (5 P, 47.6 avg., 65 long, 2 I20)**

Punted five times for a 47.6 average with two going for 50-plus yards and two landing inside the 20-yard line ... Logged a net punt average of 45.4 yards per boot ... Off his five punts, Hawai'i average starting on its own 14.8-yard line and scored just seven points on one touch-down.

*** Gabe Plascencia, Jr., K (2-for-2 FG, 3-for-3 PATs | 6 KO, 60.7 avg., 1 TB)**

Made two field goals for the third time of his career ... Is now 3-for-4 in field goal attempts this season and 7-for-8 for his career.

OTHER NOTES

- RB Marquez Cooper started for the 37th consecutive game, the longest streak among the Aztec offensive and defensive players.
- Cooper's 47 career starts are the most among any current Aztec offensive or defensive player.
- EDGEs Dominic Oliver and Ryan Henderson each earned their first career starts, while LB Kyle Moretti earned his first start as an Aztec.
- P Tyler Pastula played in his 50th consecutive game and 50th game overall, both the longest and most among any current Aztec.
- CB Jelani Whitmore recorded his first career interception.
- Tonight's temperature was 71 degrees at kickoff.
- Tonight's attendance was 31,307.
- The Aztec shield was carried out tonight by CB Chris Johnson.
- Tonight's Honor Warrior was former Aztec quarterback Lon Sheriff (1999-02).

SAN DIEGO STATE TO JOIN THE PAC-12 CONFERENCE

San Diego State has accepted an invitation to join the Pac-12 Conference, the school announced on Sept. 12. The Aztecs will officially become a member of the Pac-12 on July 1, 2026.

SDSU joins league stalwarts Oregon State and Washington State, along with Boise State, Colorado State and Fresno State as the newest members of the league.

"We are ecstatic to be joining the Pac-12 Conference," San Diego State director of athletics John David Wicker said. "While we are grateful to be a founding member of the Mountain West with 26 years of success in the conference, we are excited at what lies ahead with these new opportunities. We will continue to compete for conference championships on the field and to graduate leaders in the community."

"The move to the Pac-12 is a transformative moment for our entire university," SDSU President Adela de la Torre said. "Joining the Pac-12 opens the door to exciting partnerships and financial growth, all of which will contribute to the success of our student-athletes and the vitality of our university community. This is just the beginning -- we are poised to attract even more top-tier talent, compete at the highest national level and identify new opportunities that will benefit our One SDSU community and the San Diego region."

Oregon State and Washington State are currently operating as members of the Pac-12 Conference as part of an NCAA two-year grace period and will continue to do so for the 2025-26 academic season before the four new members officially join. The collective six universities will collaboratively chart additional membership and other future conference considerations.

"For over a century, the Pac-12 Conference has been recognized as a leading brand in intercollegiate athletics," Commissioner Teresa Gould stated. "We will continue to pursue bold cutting-edge opportunities for growth and progress, to best serve our member institutions and student-athletes. I am thankful to our board for their efforts to welcome Boise State University, Colorado State University, California State University, Fresno, and San Diego State University to the conference. An exciting new era for the Pac-12 Conference begins today."

The Aztecs have won a Mountain West record 96 league titles (only includes sports SDSU competes in), including the most championships in each of the last three years. In the 2023-24 campaign alone, San Diego State captured six MW championships, including women's soccer (regular season), swimming & diving, men's golf, women's tennis (tournament) and softball (regular season and tournament). The Aztecs also had four conference players of the year - Mac Barbara (softball, co-player), Yasmine Kabbaj (women's tennis), Denise Castro (women's soccer, offensive) and Alex Roberts (swimmer) - and three conference coaches of the year - Stacey Nuveaman Deniz (softball), Mike Shrader (swimming) and Roland McDonald (diving).

SDSU has also been a power on the national stage as its combined .726 winning percentage in football and men's basketball since the fall of 2010 ranks first in the country, just behind of Ohio State (.727). San Diego State has also excelled in the professional ranks. Most recently, former Aztec men's golfer Xander Schaufele won two of the four major championships in 2024, while former NCAA track & field champion Shanieka Ricketts (Thomas) won the silver medal in the triple jump at the Paris Olympics this summer.

In the classroom, 366 San Diego State student-athletes were recognized as scholar-athletes in April for achieving a semester GPA of 3.20 or higher or maintaining a cumulative GPA of 3.0 or higher. Additionally, 38 student-athletes earned Malik Award distinction for posting a 4.0 grade-point average.

2024 PRESEASON/SEASON ACCOLADES**Tupu Alualu | Sr. | Honolulu, Hawaii | Defensive Line**

Polynesian Player of the Year Watch List (Polynesian ancestry that epitomizes great ability and integrity)

All-Mountain West second team - *Lindy's Sports Annuals*

All-Mountain West fourth team - *Athlon Sports*

All-Mountain West fourth team - *Phil Steele Magazine*

Jaylon Armstead | Sr. | Los Angeles, Calif. | Running Back

Honorable Mention all-Mountain West - *College Football Network*

Joseph Borjon | Sr. | La Puente, Calif. | Offensive Line

All-Mountain West third team - *Phil Steele Magazine*

SDSU MOUNTAIN WEST PLAYERS OF THE WEEK

San Diego State has earned two Mountain West Player-of-the-Week awards this season. Below is a list of the Aztec student-athletes that have received the honor this season. *No. - indicates the number of honors that player has earned in his career.*

Date	Player	Award	No.
Oct. 7	Trey White	Defensive	1
	Danny O'Neil	Freshman	1

SDSU PLAYERS OF THE WEEK

(SDSU players of the week are announced post-practice each Sunday)

Game	Offensive	Defensive	Special Teams
TAMUC	Marquez Cooper	Chris Johnson	none
Scout	Parker Threatt	Malik Gucake	none
Oregon St.	none	none	none
Scout	Arthur Ban	Kodi Cornelius	none
Cal	none	none	none
Scout	none	none	none
CMU	none	none	none
Scout	none	none	none
Hawai'i	Dean Abdullah	Trey White	Tyler Pastula
Scout	Kyle Crum	Jayden Kendricks	none
Wyoming			
WSU			
Boise St.			
UNM			
UNLV			
Utah St.			
AFA			

GEOLOGICAL BREAKDOWN

California (66)

Dean Abdullah, Tiumalu Afalava, Brady Anderson, Jaylon Armstead, Tayvion Beasley, Nate Bennett, Tayten Beyer, Jakson Berman, Joe Borjon, Louis Brown IV, Eric Butler, Isaiah Buxton, Owen Chambliss, Tyson Chavez, Kenan Christon, Emanuel Chow, Krishna Clay, Kodi Cornelius, Kyle Crum, AJ Duffy, Gage Dutcher, Arnold Escano, Ryan Gaea, Nick Gardinera, Gabe Garretson, Max Garrison, Malik Gucake, Xavier Hamlet, Dean Harrington, Michael Harrison, Josh Hunter, Chris Johnson, Christian Jones, Nikolas Kattoula, Jayden Kendricks, Ezekiel Larry, Tano Letuli, Nick Lopez, Jerry McClure, Jason Mitchell, Myles Murao, Jordan Napier, Brady Nassar, William Nimmo Jr., Danny Niu, Dominic Oliver, Bryce Phillips, Gabriel Plascencia, Connor Poulson, Zechariah Ramirez, Cincere Rhoney, Kurt Rossner, Bobby Shaw, Mekhi Shaw, Ryan Silver, Jake Sinz, Charlie Stewart, Lucky Sutton, Parker Threatt, Javance Tupou'ata-Johnson, Ross Ulugalu-Maseuli, Mikey Welsh, Trey White, Jelani Whitmore, Prince Williams, Jude Wolfe

Texas (9)

Briley Barron, Will Cianfrini, JD Coffey III, Cam Davis, Deshawn McCuin, Jelani McLaughlin, Tyler McMahan, Heath McRee, Logan Tanner

Arizona (6)

Sam Benjamin, Nick Clegg, Hudson Mitchell, Zone Wierenga, Ryan Wintermeyer, Ryan Wolfer

Nevada (4)

Joshua Goynes, Ryan Henderson, DJ Herman, Ben Scolari

Washington (4)

Arthur Ban, Ryan Dirksen, Kai Holec, Jatavious Magee

Hawaii (2)

Tupu Alualu, Teivis Tuioti

Missouri (2)

Dalesean Staley, Phillippe Wesley II

Colorado (1)

Kyle Moretti

Florida (1)

Marlem Louis

Georgia (1)

Ja'Shaun Poke

Illinois (1)

Jared Badie

Maryland (1)

Marquez Cooper

Massachusetts (1)

Keion Mitchell

Minnesota (1)

Darrion Dalton

New Mexico (1)

Cody Moon

Indiana (1)

Danny O'Neil

Pennsylvania (1)

Tyler Pastula

Ohio (1)

Nate Williams

Oklahoma (1)

Brayden Bryant

American Samoa (1)

Saipale Fuimaono

Finland (1)

Eemil Herranen

Louis Brown IV | Jr. | Los Angeles, Calif. | Wide Receiver

All-Mountain West third team - *Athlon Sports*

Eric Butler | Jr. | Corona, Calif. | Safety

MW Special Teamer of the Year - *College Football Network*
All-Mountain West first team (ST) - *College Football Network*

Isaiah Buxton | Fr. | San Diego, Calif. | Cornerback

No. 9 Recruit in Mountain West - *Athlon Sports*

Owen Chambliss | Fr. | Corona, Calif. | Linebacker

All-Mountain West fourth team - *Phil Steele Magazine*

Kenan Christon | Sr. | San Diego, Calif. | Running Back

Paul Hornung Award Watch List (most versatile performer)
All-Mountain West second team (KR) - *Athlon Sports*

Marquez Cooper | Sr. | Gaithersburg, Md. | Running Back

Maxwell Award Watch List (best all-around player)
Doak Walker Award Watch List (best running back)
Nation's active leader in rushing and all-purpose yards
Team captain
All-Mountain West second team - *Athlon Sports*
All-Mountain West second team - *College Football Network*
All-Mountain West second team - *Phil Steele Magazine*

Chris Johnson | Jr. | Eastvale, Calif. | Cornerback

All-Mountain West fourth team - *Phil Steele Magazine*

Michael Harrison | Sr. | San Francisco, Calif. | Tight End

All-Mountain West second team - *College Football Network*

Tano Letuli | So. | San Diego | Linebacker

Team captain

Marlem Louis | Sr. | Venice, Fla. | Defensive Line

East-West Shrine Bowl 1000 Watch List
All-Mountain West third team - *Athlon Sports*
All-Mountain West third team - *College Football Network*

Jason Mitchell | Fr. | Los Angeles, Calif. | Cornerback

No. 5 Recruit in MW - *Athlon Sports*

Kyle Moretti | Sr. | Arvada, Colo. | Linebacker

All-Mountain West third team - *Athlon Sports*

Myles Murao | Sr. | Torrance, Calif. | Offensive Line

Polynesian Player of the Year Watch List (Polynesian ancestry that epitomizes great ability and integrity)
All-Mountain West third team - *Athlon Sports*

Danny O'Neil | Fr. | Indianapolis, Ind. | Quarterback

Mountain West Freshman of the Week (Oct. 7)
No. 6 Recruit in Mountain West - *Athlon Sports*

Tyler Pastula | Sr. | Easton, Pa. | Punter

Ray Guy Award Watch List (most outstanding punter)

Bryce Phillips | Sr. | Long Beach, Calif. | Cornerback

East-West Shrine Bowl 1000 Watch List
All-Mountain West First Team - *College Football Network*

Ja'Shaun Poke | Sr. | Hampton, Ga. | Wide Receiver

All-Mountain West second team (KR) - *Phil Steele Magazine*

Mekhi Shaw | Sr. | San Diego, Calif. | Wide Receiver

Wuerffel Trophy/Allstate AFCA Good Works Watch List
No. 20 Draft Eligible Punt Returner - *Phil Steele Magazine*
All-Mountain West fourth team - *Athlon Sports*
All-Mountain West fourth team (WR) - *Phil Steele Magazine*
All-Mountain West fourth team (PR) - *Phil Steele Magazine*

Ross Ulugalu-Maseuli | Jr. | San Diego, Calif. | Off. Line

Polynesian Player of the Year Watch List (Polynesian ancestry that epitomizes great ability and integrity)
All-Mountain West third team - *Athlon Sports*
Honorable Mention all-Mountain West - *College Football Network*

Trey White | So. | San Diego, Calif. | Edge

Mountain West Defensive Player of the Week (Oct. 7)
Team captain

Ryan Wintermeyer | Sr. | Scottsdale, Ariz. | Long Snapper

Patrick Mannelly Award Watch List (best long snapper)
All-Mountain West second team - *Phil Steele Magazine*



MOUNTAIN WEST

2024 MW Standings

	MW	Pct.	Overall	Pct.
San Jose State	2-0	1.000	4-1	.800
Boise State	1-0	1.000	4-1	.800
UNLV	1-0	1.000	4-1	.800
San Diego State	1-0	1.000	2-3	.400
Wyoming	1-0	1.000	1-4	.200
Fresno State	1-1	.500	3-2	.600
Colorado State	0-0	.000	2-3	.400
Hawai'i	0-1	.000	2-3	.400
Nevada	0-1	.000	2-4	.333
New Mexico	0-1	.000	1-4	.200
Utah State	0-1	.000	1-4	.200
Air Force	0-2	.000	1-4	.200

This Week in the Mountain West

Friday, Oct. 11

*UNLV at Utah State, 7 p.m. MT CBSSN

Saturday, Oct. 12

***San Diego State at Wyoming, 1:30 p.m. MT CBSSN**

*San José State at Colorado State, 1:30 p.m. MT truTV/Max

*Air Force at New Mexico, 5 p.m. MT truTV/Max

Washington State at Fresno State, 4 p.m. PT FS1

Oregon State at Nevada, 4:30 p.m. PT CBSSN

*Boise State at Hawai'i, 5 p.m. HT CBSSN

Last Week in the Mountain West

Friday, Oct. 4

Syracuse 44, at UNLV 41 (OT)

Saturday, Oct. 5

Navy 34, at Air Force 7

at Oregon State 39, Colorado State 31 (2OT)

*at Boise State 62, Utah State 30

*at San Jose State 35, Nevada 31

***at San Diego State 27, Hawai'i 24**

Charting the Regular-Season Opponents

Texas A&M - Commerce (0-5, 0-1 SLC)

A.31	at San Diego State	L, 14-45
S.7	at UC Davis	L, 22-36
S.14	Grambling	L, 28-35 (ot)
S.21	Sacramento State	L, 0-34
O.5	at Southeastern*	L, 9-21
O.12	at Northwestern State*	2 p.m. CT
O.19	Lamar*	3:30 p.m. CT
O.26	at Prairie View A&M	2 p.m. CT
N.2	at McNeese*	7 p.m. CT
N.9	Stephen F. Austin	3:30 p.m. CT
N.16	Houston Christian*	1 p.m. CT
N.23	UIW*	1 p.m. CT

Central Michigan (3-2, 1-0 MAC)

A.29	Central Connecticut State	W, 66-10
S.7	at Florida International	L, 16-52
S.14	at Illinois	L, 9-30
S.21	Ball State*	W, 37-34
S.28	San Diego State	W, 22-21
O.12	Ohio*	4 p.m. ET
O.19	at Eastern Michigan*	TBA
O.26	at Miami (Ohio)*	TBA
N.5	Bowling Green*	TBA
N.12	at Toledo*	7 p.m. ET
N.19	Western Michigan*	TBA
N.30	Northern Illinois*	TBA

Washington State (4-1, 0-0 Pac-12)

A.31	Portland State	W, 70-30
S.7	Texas Tech	W, 37-16
S.14	at Washington	W, 24-19
S.20	San Jose State	W, 54-52 (ot)
S.28	at Boise State	L, 24-45
O.12	at Fresno State	4 p.m. PT
O.19	Hawaii	TBA
O.26	at San Diego State	7:30 p.m. PT
N.9	Utah State	TBA
N.16	at New Mexico	TBA
N.23	at Oregon State	3:30 p.m. PT
N.30	Wyoming	3:30 p.m. PT

UNLV (4-1, 1-0 MW)

A.31	at Houston	W, 27-7
S.7	Utah Tech	W, 72-14
S.13	at Kansas	W, 23-20
S.28	Fresno State*	W, 59-14
O.4	Syracuse	L, 41-44 (OT)
O.11	at Utah State*	7 p.m. MT
O.19	at Oregon State	TBA
O.25	Boise State*	7:30 p.m. PT
N.9	at Hawai'i*	4 p.m. HT
N.16	at San Diego State*	7:30 p.m. PT
N.22	at San Jose State*	TBA
N.30	Nevada*	5 p.m. PT

Oregon State (4-1, 0-0 Pac-12)

A.31	Idaho State	W, 38-15
S.7	at San Diego State	W, 21-0
S.14	Oregon	L, 14-49
S.21	Purdue	W, 38-21
O.5	Colorado State	W, 39-31 (2OT)
O.12	at Nevada	4:30 p.m. PT
O.19	UNLV	TBA
O.26	at California	TBA
N.9	San Jose State	TBA
N.16	at Air Force	1:30 p.m. MT
N.23	Washington State	3:30 p.m. PT
N.29	at Boise State	10 a.m. MT

Hawai'i (2-3, 0-1 MW)

A.24	Delaware State	W, 35-14
A.31	UCLA	L, 13-16
S.14	at Sam Houston State	L, 13-31
S.21	Northern Iowa	W, 36-7
O.5	at San Diego State*	L, 24-27
O.12	Boise State*	5 p.m. HT
O.19	at Washington State	TBA
O.26	Nevada*	6 p.m. HT
N.2	at Fresno State*	4 p.m. PT
N.9	UNLV*	4 p.m. HT
N.16	at Utah State*	TBA
N.30	New Mexico*	6 p.m. HT

Boise State (4-1, 1-0 MW)

A.31	at Georgia Southern	W, 56-45
S.7	at Oregon	L, 34-37
S.21	Portland State	W, 56-14
S.28	Washington State	W, 45-24
O.5	Utah State*	W, 62-30
O.12	at Hawai'i*	5 p.m. HT
O.25	at UNLV*	7:30 p.m. PT
N.1	San Diego State*	6 p.m. MT
N.9	Nevada*	TBA
N.16	at San Jose State*	4 p.m. PT
N.23	at Wyoming*	5 p.m. MT
N.29	Oregon State	10 a.m. MT

Utah State (1-4, 0-1 MW)

A.31	Robert Morris	W, 36-14
S.7	at USC	L, 0-48
S.14	at Utah	L, 21-38
S.21	at Temple	L, 29-45
O.5	at Boise State*	L, 30-62
O.11	UNLV*	7 p.m. MT
O.19	New Mexico*	2 p.m. MT
O.26	at Wyoming*	5 p.m. MT
N.9	at Washington State	TBA
N.16	Hawai'i*	TBA
N.23	San Diego State*	1:30 p.m. MT
N.29	at Colorado State*	TBA

California (3-2, 0-2 ACC)

A.31	UC Davis	W, 31-13
S.7	at Auburn	W, 21-14
S.14	San Diego State	W, 34-10
S.21	at Florida State*	L, 9-14
O.5	Miami (Fla.)	L, 38-39
O.12	at Pittsburgh*	3:30 p.m. ET
O.19	NC State*	TBA
O.26	Oregon State	TBA
N.8	at Wake Forest*	5 p.m. PT
N.16	Syracuse*	TBA
N.23	Stanford*	TBA
N.30	at SMU*	TBA

Wyoming (1-4, 1-0 MW)

A.31	at Arizona State	L, 7-48
S.7	Idaho	L, 13-17
S.14	BYU	L, 14-34
S.21	North Texas	L, 17-44
S.28	Air Force*	W, 31-19
O.12	San Diego State*	1:30 p.m. MT
O.19	at San Jose State*	TBA
O.26	Utah State*	5 p.m. MT
N.2	at New Mexico*	2 p.m. MT
N.15	at Colorado State*	6 p.m. MT
N.23	Boise State*	5 p.m. MT
N.30	at Washington State	3:30 p.m. PT

New Mexico (1-4, 0-1 MW)

A.24	Montana State	L, 31-35
A.31	at Arizona	L, 39-61
S.14	at Auburn	L, 19-45
S.21	Fresno State*	L, 21-38
S.28	at New Mexico State	W, 50-40
O.12	Air Force*	5 p.m. MT
O.19	at Utah State*	2 p.m. MT
O.26	at Colorado State*	3 p.m. MT
N.2	Wyoming*	2 p.m. MT
N.8	at San Diego State*	7:30 p.m. PT
N.16	Washington State	3:30 p.m. PT
N.30	at Hawai'i*	6 p.m. HT

Air Force (1-4, 0-2 MW)

A.31	Merrimack	W, 21-6
S.7	San Jose State*	L, 7-17
S.14	at Baylor	L, 3-31
S.28	at Wyoming*	L, 19-31
O.5	Navy	L, 7-34
O.12	at New Mexico*	5 p.m. MT
O.19	Colorado State*	6 p.m. MT
N.2	at Army	Noon ET
N.9	Fresno State*	TBA
N.16	Oregon State*	1:30 p.m. MT
N.23	at Nevada*	TBA
N.30	at San Diego State*	TBA

LEWIS' SITUATIONAL RECORD

Overall	26-34
at San Diego State	2-3
at Kent State	24-31
Home	17-8
San Diego, Calif.	2-1
Kent, Ohio	15-7
Road	8-24
at San Diego State	0-2
at Kent State	8-22
Neutral	1-2
Scoring 50+ Points	8-0
Scoring 40+ Points	13-1
Scoring 30+ Points	21-8
Scoring 20+ Points	26-19
Allowing 20- Points	20-31
Conference Games	19-17
MW Games	1-0
MAC Games	18-17
3-Points or Closer	6-5
7-Points or Closer	13-10

BOWL GAMES AS A COACH

Kent State

2021 Famous Idaho Potato Bowl

2019 Frisco Bowl

NATIONAL OFFENSIVE RANKS

At Colorado (offensive coordinator)**2023**

When Lewis was offensive coordinator:

- 6th in passing (330.0)

- 39th in scoring (32.1)

After Lewis was offensive coordinator:

- 59th in passing (224.0)

- 100th in scoring (20.3)

At Kent State (head coach/offensive coordinator)**2021**

- 3rd in rushing (248.6)

- 3rd in first downs (364)

- 4th in total offense (495.2)

- 30th in scoring (33.0)

2020

- 1st in scoring (49.8)

- 1st in total offense (606.5)

- 2nd in pass efficiency rating (191.2)

- 2nd in third down conversion percentage (56.1)

- 3rd in rushing (283.0)

- 3rd in fourth down conversion percentage (87.5)

- 10th in passing (323.5)

At Syracuse (co-offensive coordinator)**2017**

- 18th in passing (294.8)

- 23rd in total offense (456.3)

2016

- 11th in passing (321.3)

At Bowling Green (co-offensive coordinator)**2015**

- 4th in total offense (546.8)

- 6th in scoring (42.2)



SEAN LEWIS

First Season As San Diego State Head Coach (2-3)

6th Season Overall As Head Coach (26-34)

COACHING HIGHLIGHTS

- Has amassed 13 years of coaching experience at the collegiate level with stops at Nebraska Omaha (2008), Akron (2011), Eastern Illinois (2012-13), Bowling Green (2014-15), Syracuse (2016-17), Kent State (2018-22) and Colorado (2023) prior to coming to The Mesa.
- One of the most innovative minds in college football over the past decade, he's seen his offenses consistently rank among the nation's leaders at each of his last four stops including the nation's highest scoring offense and best total offense at Kent State during the 2020 season - 49.8 points per game and 606.5 yards per game.
- Led Kent State to their first two bowl games in program history, appearing in the 2019 Tropical Smoothie Cafe Frisco Bowl and 2021 Famous Idaho Potato Bowl. The 2019 Frisco Bowl was also the program's first ever bowl victory, topping Utah State 51-41.
- Excluding Power 5 games, Lewis owns a 24-10 record as a head coach.

OTHER COACHING EXPERIENCE

- Served as the offensive coordinator/quarterbacks coach at Colorado under head coach Deion Sanders in 2023. While serving as the offensive coordinator, the Buffaloes ranked sixth in passing (330.0) and 39th in scoring (32.1).
- In five seasons at the Kent State helm, Lewis transformed a moribund program into an offensive juggernaut, with his 2021 team setting school records for plays (1,052), total yards (6,907), rushing yards (3,482), passing yards (3,425) and first downs (362). That season, the Golden Flashes boasted the third-best rushing attack in the nation while ranking fourth in total offense (495.2) ultimately clinching their second postseason berth under Lewis in the Famous Idaho Potato Bowl.
- During a shortened 2020 season, Lewis guided the Golden Flashes to a 3-1 mark, securing the program's first back-to-back winning records since 1976-77. The FlashFAST offense was on full display in those four games, leading the nation in total offense (606.5) and scoring offense (49.75) as well as ranking second in pass efficiency (191.2) and third down conversion (56.1), third in rushing (283.0) and fourth down conversion percentage (87.5), and 10th in passing (323.5).
- Lewis' 2019 season was tied for the eighth-best improvement in FBS with five additional wins from the previous year, finishing with a 7-6 overall record.
- Under Lewis' tutelage, 28 Golden Flash players earned all-conference honors and a MAC Player of the Year with quarterback Dustin Crum garnering the award in 2021.
- Prior to Kent State, Lewis spent two seasons at Syracuse where his Orange offense set or tied over 40 school records in 2017 including passing yards in a season (3,855), while its 5,290 total yards of total offense ranked second in program history.
- With Lewis on staff as the co-offensive coordinator and quarterbacks coach, Bowling Green ranked fourth nationally in total offense (546.8) during the 2015 campaign while also ranking sixth in scoring offense (42.2 ppg).
- On an individual in 2015, Falcon quarterback, and current SDSU quarterbacks coach, Matt Johnson collected MAC Offensive Player of the Year honors after finishing second nationally in both passing yards (4,946) and touchdown passes (46).

PLAYING EXPERIENCE:

- Lewis played at Wisconsin under legendary head coach Barry Alvarez, competing at quarterback and tight end.
- He received a pair of Big Ten all-academic honors before graduating in 2007 with a degree in agricultural sciences.

PERSONAL:

- Lewis and his wife, Sarah, have been together since high school and have two children. Their son, Rory, is eight years old and daughter, Kiera, is four.

■ Sean Lewis Head Coaching Record

Year		Record	League	Finish	Home	Away	Neutral	Bowl Game
2018	Kent State	2-10	1-7	6th (East)	1-4	1-6	0-0	
2019	Kent State	7-6	5-3	4th (East)	4-1	2-5	1-0	Tropical Smoothie Cafe Frisco Bowl
2020	Kent State	3-1	2-1	2nd (East)	2-0	1-1	0-0	
2021	Kent State	7-7	6-2	1st (East)	5-0	2-5	0-2	Famous Idaho Potato Bowl
2022	Kent State	5-7	4-4	5th (East)	3-2	2-5	0-0	
KSU TOTALS		24-31	18-17		15-7	8-22	1-2	2 Bowl Appearances
2024	San Diego State	2-3	1-0		2-1	0-2	0-0	
SDSU TOTALS		2-3	1-0		2-1	0-2	0-0	
OVERALL TOTALS		26-34	19-17		17-8	8-24	1-2	2 Bowl Appearances

AZTEC COACHING STAFF



Zac Barton

FIELD

Special Teams Coord./TEs, 1st Year (Bloomsburg '06)

- In first season on The Mesa, joining Coach Lewis on Dec. 5, 2023.
- Spent last season at Kansas as a special team analyst, where the Jayhawks ranked seventh in FBS in special teams according to PFF.
- Worked alongside Coach Lewis at Kent State from 2018-22 as the special teams coordinator of the Golden Flashes.
- Also had coaching stops at Winona State (2007-09, 2012-17), Memphis (2011) and Nebraska Omaha (2010).



Eric Schmidt

BOX

Def. Coordinator/LBs, 1st Year (North Dakota '02)

- In first season at SDSU, joining the Aztecs on Dec. 15, 2023.
- Spent the last two seasons as the special teams coordinator and EDGE coach at the University of Washington, helping take the Huskies into the CFP Playoff as the No. 2 seed.
- A member of the Kalen DeBoer coaching tree, Schmidt coached the defensive line coach and special teams coordinator for two seasons at Fresno State.
- Has also coached at North Dakota (2006-07, 2014-19) and Southern Illinois (2010-13) with 2012 representing his first year as a coordinator.



Lanear Sampson

FIELD

Pass Game Coordinator/WRs, 1st Year (Baylor '12)

- Is in his first season at SDSU, coming to The Mesa on Dec. 11, 2023.
- Spent two seasons as a coordinator at Austin Peay. Helped lead the Governors to a perfect 6-0 mark in ASUN play in 2023.
- Has coaching stops at Syracuse (2021, 2016-17), Central Florida (2020), McNeese State (2019) and Missouri State (2018).
- Finished fifth on Baylor's all-time receptions list and 10th in receiving yards before going pro and playing with the Colts, Cowboys and Steelers.



Mike Schmidt

FIELD

Run Game Coordinator/OL, 10th Year (SDSU '08)

- Enters the first year of his second stint as a full-time staffer at SDSU, also coaching from 2012-20. Was also a grad assistant from 2009-11.
- Coached at Syracuse and Mississippi State between stints.
- From 2012-19, Schmidt's offensive line helped the Aztecs to 10-straight bowl games and established it as one of the top rushing programs in the country, ranking top 25 in yards per carry, yards per game and touchdowns.
- A former walk-on at San Diego State from 2005-08, served as team captain as a senior.



Rob Aurich

FIELD

Defensive EDGEs, 1st Year (Minnesota Duluth '10)

- In his first year at SDSU, joining the Aztec staff on Dec. 15, 2023.
- Spent two seasons at the University of Idaho, helping the Vandals to a No. 4 ranking and their first ever FCS postseason victory in 2023.
- Coached at South Dakota for four seasons (2018-21), mentoring 12 all-MVFC selections and two all-Americans.
- Started his coaching career at Bemidji State (2014-17). As the defensive coordinator for his final three seasons, the Beavers went 24-10 and featured a top-25 defense.



Darian Hagan

FIELD

Running Backs, 1st Year (Colorado '91)

- In his first season at San Diego State, coming over with Coach Lewis from Colorado on Dec. 6, 2023.
- Spent 20 seasons on the CU staff, including 13 non-consecutive seasons as the school's running backs coach.
- Played his collegiate career with the Buffaloes as well, winning the 1989 Sporting News Player of the Year Award and the 1990 National Championship.
- Starting at quarterback, became the sixth player in NCAA history to run and pass for over 1,000 yards in the same season.



Matt Johnson

BOX

Quarterbacks, 1st Year (Bowling Green '16)

- In his first season at SDSU, joining the staff on Dec. 5, 2023.
- Reunites with Coach Lewis after playing for him at Bowling Green and coaching alongside him at both Syracuse and Kent State.
- Helped guide the KSU offense to school records and the program's first ever bowl victory at the Tropical Smoothie Cafe Frisco Bowl in 2019.
- Started at quarterback for three years at Bowling Green before signing an undrafted free agent contract with the Cincinnati Bengals.



David Lose

FIELD

Defensive Line, 1st Year (Oregon State '04)

- Joined the Aztec coaching staff on Mar. 1, 2024.
- Coached two seasons (2022-23) at Idaho mentoring a defensive line that allowed just 306.8 yards of total offense, 14th best in all of FCS.
- Has also coached at Oregon State (2019-21), Portland State (2017-18), Washington State (2011-16) and Saint Paul College (2009-10).
- Played at Oregon State, starting 18 games and playing on the Beavers' co-PAC-12 title Fiesta Bowl championship team in 2001.




C.J. McGorisk

FIELD

Safeties, 1st Year (Michigan '16)

- In his first season at San Diego State (joined staff on Dec. 15, 2023).
- Served as a defensive quality control coach at Washington, helping UW earn a CFP berth as the No. 2 seed and PAC-12 Champions.
- Has also coached at Indiana, Wake Forest, Fresno State and his alma mater, Michigan.
- Has helped mentor eight all-conference recipients in his young coaching career, and coached in three bowl games and two conference championship games.



Demetrius Sumler

FIELD

Cornerbacks, 8th Year (Colorado '11)

- Was elevated to a full-time assistant coach in 2018 and will work with the Aztec cornerbacks for the seventh straight season after spending two years as a graduate assistant.
- Has mentored eight all-MW selections and had three of his defensive backs make NFL teams following their time on The Mesa.
- Earned all-conference honors at Central Washington in 2012 as a running back following three years at Colorado.

SAN DIEGO STATE ROSTER

^ Utilizing extra year of eligibility offered by the NCAA due to COVID-19

Alphabetical			Numerical							
No.	Name	Pos.	No.	Name	Pos.	Ht.	Wt.	Yr.	Exp.	Hometown (High School/College)
76	Abdullah, Dean	OL	0	Bryce Phillips	CB	6-0	195	Sr.	TR	Long Beach, Calif. (La Habra High/Tennessee State)
71	Afalava, Tuimalu	OL	1	Chris Johnson	CB	6-0	185	Jr.	2L	Eastvale, Calif. (Eleanor Roosevelt High)
99	Alualu, Tupu	DL	2	Jaylon Armstead	RB	5-11	220	Sr.	3L	Los Angeles, Calif. (Serra High)
42	Anderson, Brady	LB	3	Ja'Shaun Poke^	WR	5-10	185	Sr.	TR	Hampton, Ga. (Dutchtown High/West Virginia)
2	Armstead, Jaylon	RB	4	Louis Brown IV	WR	6-2	195	Jr.	TR	South Los Angeles, Calif. (Inglewood High/Colorado State)
31	Badie, Jared	EDGE	5	Danny O'Neil	QB	6-0	195	Fr.	HS	Indianapolis, Ind. (Cathedral High)
90	• Ban, Arthur	TE	5	Owen Chambliss	LB	6-3	230	Fr.	TR	Corona, Calif. (Centennial High/Utah)
77	Barron, Briley	OL	6	Javance Tupou'ata-Johnson	QB	6-4	220	Fr.	RS	Oakland, Calif. (Chaminade High)
15	• Beasley, Tayvion	CB	6	Eric Butler	S	6-2	190	Jr.	2L	Corona, Calif. (Centennial High)
90	• Benjamin, Samuel	DL	7	William Nimmo Jr.^	S	6-1	205	Sr.	TR	Corona, Calif. (Mater Dei High/UCLA)
11	• Bennett, Nate	WR	7	Lucky Sutton	RB	6-1	210	So.	SQ	San Diego, Calif. (Cathedral Catholic High)
41	Berman, Jakson	CB	9	Kyle Crum	QB	6-3	195	So.	SQ	Norco, Calif. (Norco High)
13	• Beyer, Tayten	CB	9	Dalesean Staley	S	6-1	190	So.	TR	Kansas City, Mo. (Blue Springs High/Northern Iowa)
78	Borjon, Joe	OL	10	AJ Duffy	QB	6-2	220	So.	TR	Murrietta, Calif. (Rancho Verde High/Florida State)
4	Brown IV, Louis	WR	11	JD Coffey III	S	6-0	195	Sr.	1L	Kennedale, Texas (Kennedale High/Texas)
55	Brayden, Bryant	OL	11	Nate Bennett	WR	6-3	200	Sr.	TR	Simi Valley, Calif. (Grace Brethren High/Portland State)
6	• Butler, Eric	S	12	Jatavious Magee	S	6-1	195	Jr.	2L	Federal Way, Wash. (Federal Way High)
23	• Buxton, Isaiah	CB	13	Tayten Beyer	CB	5-11	180	Fr.	HS	Corona, Calif. (Centennial High)
5	• Chambliss, Owen	LB	13	Tyler Pastula^	P	6-3	220	Sr.	TR	Easton, Pa. (Easton Area High/UAlbany)
64	Chavez, Tyson	LS	14	Nick Clegg	K	6-1	180	Fr.	HS	Gilbert, Ariz. (Williams Field High)
23	• Christon, Kenan	RB	14	Phillippe Wesley II	WR	6-0	190	Jr.	1L	Grandview, Mo. (St. Bernard High (Calif.))
61	Chow, Emanuel	DL	15	Tayvion Beasley	S	5-11	170	So.	RS	Inglewood, Calif. (St. John Bosco High/Jackson State)
86	• Cianfrini, Will	WR	15	Marquez Cooper	RB	5-8	200	Sr.	TR	Gaithersburg, Md. (Quince Orchard High/Ball State)
40	Clay, Krishna	DL	16	Parker Threatt	QB	6-2	190	Fr.	HS	San Jose, Calif. (Bellarmine College Prep)
14	• Clegg, Nick	K	16	Jelani Whitmore	CB	6-0	185	Jr.	1L	Rialto, Calif. (Carter High)
11	• Coffey III, JD	S	17	Deshawn McCuin^	S	6-0	200	Sr.	1L	Jacksonville, Texas (Jacksonville High/TCU)
15	• Cooper, Marquez	RB	18	Jude Wolfe	TE	6-6	245	Sr.	TR	Laguna Hills, Calif. (St. John Bosco High/USC)
45	Cornelius, Kodi	DL	19	Jordan Napier	WR	6-2	200	Fr.	RS	Fontana, Calif. (Jurupa Hills High)
9	• Crum, Kyle	QB	20	Nick Lopez^	K	6-1	195	Sr.	TR	Huntington Beach, Calif. (Mater Dei High/Louisville)
97	Dalton, Darrion	DL	20	Cincere Rhaney	RB	5-10	200	Fr.	HS	Gardena, Calif. (Junipero Serra High)
29	• Davis, Cam	RB	21	Tano Letuli	LB	6-2	240	So.	TR	San Diego, Calif. (Cathedral Catholic High/Army)
75	Dirksen, Ryan	OL	21	Heath McRee	WR	6-0	180	Fr.	HS	Austin, Texas (Westlake High)
10	Duffy, AJ	QB	22	Max Garrison	S	5-10	190	So.	1L	Pasadena, Calif. (St. Francis HS)
69	Dutcher, Gage	OL	23	Isaiah Buxton	CB	6-0	180	Fr.	HS	San Diego, Calif. (Mater Dei High)
29	• Escano, Arnold	CB	23	Kenan Christon^	RB	5-10	190	Sr.	2L	San Diego, Calif. (Madison High/USC)
57	Fuimaono, Saipale	OL	24	Josh Hunter	S	5-9	180	So.	1L	Temecula, Calif. (Mater Dei High)
86	• Gaea, Ryan	DL	26	Nick Gardinera	RB	5-10	205	So.	SQ	San Diego, Calif. (Scripps Ranch High)
26	• Gardinera, Nick	RB	26	Joshua Goynes	S	5-11	185	Jr.	SQ	Las Vegas, Nev. (Faith Lutheran High)
88	Garretson, Gabe	TE	27	Jelani McLaughlin	S	6-0	202	Fr.	RS	San Jacinto, Calif. (Citrus Valley High)
22	Garrison, Max	S	29	Cam Davis	RB	5-8	175	Jr.	2L	Dallas, Texas (South Oak Cliff High)
26	• Goynes, Joshua	CB	29	Arnold Escano	CB	5-9	180	Sr.	1L	San Diego, Calif. (Olympian High/Southwestern College)
92	Gucake, Malik	EDGE	30	Dominic Oliver	EDGE	6-3	250	Jr.	2L	San Jose, Calif. (Valley Christian High)
35	Hamlet, Xavier	CB	31	Jared Badie	EDGE	6-3	230	So.	TR	Aurora, Ill. (Oswego East High/Illinois)
34	Harrington, Dean	LB	32	Marlem Louis^	EDGE	6-3	255	Sr.	TR	Venice, Fla. (Venice High/Richmond)
87	Harrison, Mikey	TE	33	Ezekiel Larry	EDGE	6-2	255	So.	TR	Palmdale, Calif. (Sierra Canyon High/Yale)
96	Henderson, Ryan	EDGE	34	Dean Harrington	LB	6-2	225	Fr.	HS	Thousand Oaks, Calif. (Thousand Oaks High)
56	Herman, DJ	LB	35	Xavier Hamlet	CB	5-10	175	Sr.	RS	San Diego, Calif. (Lincoln High/Grossmont College)
39	Herranen, Emil	P	36	Prince Williams	CB	6-1	185	Fr.	HS	Westlake Village, Calif. (Oaks Christian High)
62	Holec, Kai	OL	37	Jason Mitchell	CB	6-3	175	Fr.	HS	Los Angeles, Calif. (St. John Bosco High)
24	Hunter, Josh	S	38	Kurt Rossner	WR	6-4	195	Fr.	HS	Littleton, Colo. (Heritage High)
1	Johnson, Chris	CB	39	Emil Herranen	P	6-3	190	Jr.	TR	Helsinki, Finland (Del Norte High/Northern Arizona)
70	Jones, Christian	OL	40	Krishna Clay	DL	6-2	280	So.	TR	Vacaville, Calif. (Wood High/College of San Mateo)
71	Kattoula, Nikolas	OL	41	Jakson Berman	S	5-11	190	So.	TR	San Jose, Calif. (Valley Christian High/Washington)
52	Kendricks, Jayden	LB	42	Brady Anderson	LB	6-2	230	Jr.	2L	Bakersfield, Calif. (Liberty High)
33	Larry, Ezekiel	EDGE	44	Kyle Moretti	LB	6-2	240	Sr.	TR	Arvada, Colo. (Pomona High/Central Michigan)
21	• Letuli, Tano	LB	45	Kodi Cornelius	DL	6-1	290	Fr.	HS	Petaluma, Calif. (Casa Grande High)
20	• Lopez, Nick	K	46	Gabriel Plascencia	K	6-0	230	Jr.	RS	Oakland, Calif. (Bishop O'Dowd High/College of San Mateo)
32	Louis, Marlem	EDGE	47	Trey White	EDGE	6-2	245	So.	1L	San Diego, Calif. (Eastlake High)
12	Magee, Jatavious	S	49	Zechariah Ramirez	P	5-10	175	So.	1L	Upland, Calif. (Upland High)
85	McClure, Jerry	WR	50	Ryan Wintermeyer	LS	6-1	220	Sr.	3L	Scottsdale, Ariz. (Cactus Shadows High)
17	McCuin, Deshawn	S	52	Jayden Kendricks	LB	6-2	225	So.	SQ	Chula Vista, Calif. (Eastlake High)
27	McLaughlin, Jelani	S	53	Myles Murao	OL	6-3	305	Jr.	1L	Torrance, Calif. (Mater Dei High/Washington)
65	McMahan, Tyler	OL	54	Jake Sinz	LB	6-1	220	Fr.	RS	Temecula, Calif. (Temecula Valley High)
21	• McRee, Heath	WR	55	Brayden Bryant	OL	6-2	305	Sr.	TR	Ardmore, Okla. (Ardmore High/North Dakota)
37	Mitchell, Jason	CB	56	DJ Herman	LB	6-2	235	Jr.	2L	Las Vegas, Nev. (Bishop Gorman High)
91	Mitchell, Keion	DL	57	Saipale Fuimaono	OL	6-4	310	Jr.	TR	Auto, American Samoa (Fagaitua High/Allan Hancock College)
58	Moon, Cody	LB	58	Cody Moon	LB	6-4	225	Sr.	1L	Albuquerque, N.M. (Volcano Vista High/New Mexico)
44	Moretti, Kyle	LB	59	Danny Niu	LB	5-11	225	Fr.	HS	East Palo Alto, Calif. (Serra High)
53	Murao, Myles	OL	60	Connor Poulson	LS	5-11	190	Fr.	HS	Danville, Calif. (San Ramon Valley High)
19	Napier, Jordan	WR	61	Emanuel Chow	DL	6-1	280	Fr.	HS	Los Angeles, Calif. (King/Drew Magnet High)

^ Utilizing extra year of eligibility offered by the NCAA due to COVID-19

Numerical

No.	Name	Pos.	Ht.	Wt.	Yr.	Exp.	Hometown (High School/College)
62	Kai Holec	OL	6-7	315	Fr.	HS	Seattle, Wash. (O'Dea High)
63	Ross Ulugalu-Maseuli	OL	6-4	320	Jr.	2L	San Diego, Calif. (Mater Dei High)
64	Tyson Chavez	LS	6-2	235	Jr.	SQ	San Marcos, Calif. (Mission Hills High)
65	Tyler McMahan	OL	6-5	300	Jr.	TR	Sutter Creek, Calif. (Amador High/Modesto Junior College)
66	Charlie Stewart	EDGE	6-1	225	Jr.	TR	Los Angeles, Calif. (St. Francis High/Glendale Community College)
67	Tiumalu Afalava	DL	6-2	280	Fr.	TR	Baldwin Park, Calif. (Bishop Amat High/California)
68	Ryan Silver	OL	6-4	295	Fr.	RS	San Francisco, Calif. (Junipero Serra High)
69	Gage Dutcher	OL	6-2	285	Fr.	RS	Westlake Village, Calif. (Oaks Christian High)
70	Christian Jones	OL	6-8	330	Jr.	2L	San Luis Obispo, Calif. (San Luis Obispo High)
71	Nikolas Kattoula	OL	6-5	280	Fr.	HS	San Diego, Calif. (Francis Parker High)
74	Nate Williams^	OL	6-6	310	Sr.	TR	Utica, Ohio (Newark Catholic High/Akron)
75	Ryan Dirksen	OL	6-6	300	Jr.	SQ	Vancouver, Wash. (Central Catholic High/Butte College)
76	Dean Abdullah	OL	6-4	295	Sr.	2L	Antelope, Calif. (Antelope High/American River College)
77	Briley Barron	OL	6-4	310	Fr.	RS	Texarkana, Texas (Texas High)
78	Joe Borjon	OL	6-8	330	Jr.	TR	La Puente, Calif. (Nogales High/Arizona)
81	Mikey Welsh	WR	5-9	170	So.	1L	Servite, Calif. (Servite High)
82	Bobby Shaw	WR	6-2	180	Fr.	HS	Pittsburg, Calif. (Pittsburg High)
83	Mekhi Shaw	WR	5-11	185	Sr.	3L	San Diego, Calif. (Scripps Ranch High)
84	Ben Scolari	WR	6-3	185	Fr.	HS	Reno, Nev. (Bishop Manogue High)
85	Jerry McClure	WR	6-1	200	Fr.	TR	Coronado, Calif. (Mater Dei High/UCLA)
86	Will Cianfrini	WR	6-4	190	Fr.	HS	Galveston, Texas (Carlsbad High (Calif.))
86	Ryan Gaea	DL	6-4	260	Fr.	HS	Stockton, Calif. (St. Mary's High)
87	Michael Harrison	TE	6-3	230	Sr.	TR	San Francisco, Calif. (St. Ignatius College Prep/Colorado)
88	Gabe Garretson	TE	6-4	240	So.	TR	Chico, Calif. (Pleasant Valley High/Butte College)
90	Arthur Ban	TE	6-5	220	Fr.	HS	Vancouver, Wash. (Evergreen High)
90	Sam Benjamin	DL	6-5	285	Jr.	TR	Oro Valley, Ariz. (Ironwood Ridge High/Arizona State)
91	Keion Mitchell	DL	6-4	275	Jr.	1L	Framingham, Mass. (Framingham High)
92	Malik Gucake	EDGE	6-3	240	Jr.	TR	Sacramento, Calif. (Sheldon High/Sacramento City College)
93	Brady Nassar	EDGE	6-5	265	So.	1L	Pleasanton, Calif. (Amador Valley High)
94	Teivis Tuioti	DL	6-4	290	Sr.	TR	Laei, Hawai'i (Southeast High (Neb.)/Colorado State)
95	Ryan Wolfer	TE	6-5	235	Fr.	HS	Peoria, Ariz. (Liberty High)
96	Ryan Henderson	EDGE	6-3	255	So.	1L	Las Vegas, Nev. (Canyon Springs High)
97	Darrion Dalton	DL	6-3	275	Jr.	SQ	Apple Valley, Minn. (Saguro High (Ariz.))
98	Zone Wierenga	EDGE	6-3	230	Jr.	TR	Chandler, Ariz. (Chandler High/City College of San Francisco)
99	Tupu Alualu^	DL	6-1	280	Sr.	1L	Honolulu, Hawaii (Moanalua High/Mt. SAC)

Alphabetical

No.	Name	Pos.
93	Nassar, Brady	EDGE
7	Nimmo Jr., William	S
59	Niu, Danny	LB
5	O'Neil, Danny	QB
30	Oliver, Dominic	EDGE
13	Pastula, Tyler	P
0	Phillips, Bryce	CB
46	Plascencia, Gabriel	K
3	Poke, Ja'Shaun	WR
60	Poulson, Connor	LS
49	Ramirez, Zechariah	K/P
20	Rhaney, Cincere	RB
38	Rosser, Kurt	WR
84	Scolari, Ben	WR
82	Shaw, Bobby	WR
83	Shaw, Mekhi	WR
68	Silver, Ryan	OL
54	Sinz, Jake	LB
9	Staley, Dalsean	S
66	Stewart, Charlie	EDGE
7	Sutton, Lucky	RB
16	Threatt, Parker	QB
94	Tuioti, Teivis	DL
6	Tupou'ata-Johnson, Javance	QB
63	Ulugali-Maseuli, Ross	OL
98	Wierenga, Zone	EDGE
81	Welsh, Mikey	WR
14	Wesley, Phillippe	WR
47	White, Trey	EDGE
16	Whitmore, Jelani	CB
74	Williams, Nate	OL
36	Williams, Prince	S
50	Wintermeyer, Ryan	LS
18	Wolfe, Jude	TE
95	Wolfer, Ryan	TE
• - Duplicate Number		

COACHING STAFF

Sean Lewis (Wisconsin '07), Head Coach, 1st season; **Zac Barton** (Bloomsburg Univ. '06, Winona State '09), Associate Head Coach/Special Teams Coordinator; **Eric Schmidt** (North Dakota '02) Defensive Coordinator/Linebackers, 1st season; **Laneer Sampson** (Baylor '12, Syracuse '18) Pass Game Coordinator/Wide Receivers; **Mike Schmidt** (San Diego State '09), Run Game Coordinator/Offensive Line, 1st season in second stint/12th season overall at SDSU; **Rob Aurich** (Minnesota Duluth '10, Bemidji State '15) Defensive Edges, 1st season; **Darian Hagan** (Colorado '96) Running Backs, 1st season; **Matt Johnson** (Bowling Green '16) Quarterbacks, 1st season; **David Lose** (Oregon State '04, Washington State '14) Defensive Line, 1st season; **C.J. McGorisk** (Michigan '16) Safeties, 1st season; **Demetrius Sumler** (Colorado '11), Cornerbacks, 7th season/9th overall; **Ryan Lindley** (San Diego State '11) Senior Offensive Analyst, 1st season/3rd season overall at SDSU; **Steve Huber** (North Dakota, '98), Defensive Analyst, 1st season; **Tahj Capehart** (Arizona '20) Graduate Assistant, 1st season/2nd season overall at SDSU; **Jayden Dawson** (Idaho State '21) Graduate Assistant, 1st season; **Parker Houston** (San Diego State '19) Graduate Assistant, 2nd season; **Tyson Maeva** (FIU '20) Graduate Assistant, 1st season; **Ruben Pena** (Hawaii '15), Director of Operations, 6th season as director of operations/7th overall; **Jeff Sobol** (Eastern Illinois '08) Head of Football Performance, 1st season; **Chris Jurek** (Cincinnati, '09) Assistant Strength & Conditioning, 8th season

PRONUNCIATION GUIDE

No. 3 Ja'Shaun Poke	jay-shawn pohk
No. 4 Louis Brown IV	lew-is
No. 6 Javance Tupou'ata-Johnson	Too-poo-aw-tah
No. 7 William Nimmo	knee-mo
No. 9 Dalsean Staley	dayl-shawn
No. 14 Phillippe Wesley II	fuh-leap
No. 17 Deshawn McGuin	mc-queue-en
No. 21 Tano Letuli	taw-no leh-tool-ee
No. 29 Arnold Escano	es-cawn-yo

No. 31 Jared Badie	bay-dee
No. 53 Myles Muraa	murr-ow
No. 57 Saipale Fuimaono	psy-paul-eh fwee-maw-ah-know
No. 59 Danny Niu	knee-oo
No. 63 Ross Ulugalu-Maseuli	oo-loo-gaw-loo mah-say-oo-lee
No. 67 Tiumala Afalava	tee-u-mah-loo off-ah-lava
No. 76 Dean Abdullah	ab-dull-ah
No. 78 Joe Borjon	bore-zhon
No. 83 Mekhi Shaw	mah-KYE

No. 92 Malik Gucake	muh-leek goo-caw-key
No. 94 Teivis Tuioti	tay-viss too-ee-ah-tee
No. 99 Tupu Alualu	ah-loo-ah-loo

Laneer Sampson	luh-near
Rob Aurich	OAR-itch
David Lose	low-say

SDSU TWO-DEEP vs. WYOMING

^ Utilizing extra year of eligibility offered by the NCAA due to COVID-19; **Players in red** are returning starters from the 2023 season. Underlined players are newcomers or freshmen who redshirted last year.

OFFENSE

LEFT TACKLE (LT)		GP	GS
70	Christian Jones, 6-9, 315, Jr.**	30	11
57	Saipale Fuimaono, 6-4, 310, Jr.-TR	1	0
LEFT GUARD (LG)			
63	Ross Ulugalu-Maseuli, 6-4, 315, Jr.**	24	21
53	Myles Murao, 6-3, 305, Jr.*	13	8
CENTER (C)			
55	Brayden Bryant, 6-2, 305, Sr.-TR	19	15
68	Ryan Silver, 6-4, 290, Fr.-RS	3	0
RIGHT GUARD (RG)			
65	Tyler McMahon, 6-5, 300, Jr.-TR	4	2
76	Dean Abdullah, 6-4, 290, Sr.**	20	10
RIGHT TACKLE (RT)			
74	Nate Williams, 6-6, 310, Sr.-TR^	39	32
57	Saipale Fuimaono, 6-4, 310, Jr.-TR	1	0
TIGHT END (Y)			
18	Jude Wolfe, 6-6, 245, Sr.-TR^	38	5
87	Michael Harrison, 6-3, 220, Sr.-TR	41	6
TIGHT END (U)			
88	Gabe Garretson, 6-4, 240, So.-TR	3	0
90	Arthur Ban, 6-5, 220, Fr.-HS	0	0
QUARTERBACK (QB)			
5	Danny O'Neil, 6-0, 195, Fr.	4	4
6	Javance Tupou'ata-Johnson, 6-4, 220, Fr.-RS	2	1
or10	AJ Duffy, 6-2, 220, So.-TR	4	0
RUNNING BACK (RB)			
15	Marquez Cooper, 5-8, 200, Sr.-TR^	46	45
2	Jaylon Armstead, 5-11, 220, Sr.**	34	4
7	Lucky Sutton, 6-1, 210, So.-SQ	7	0
or29	Cam Davis, 5-8, 175, Jr.**	27	0
WIDE RECEIVER (1)			
83	Mekhi Shaw, 5-11, 185, Sr.**	40	13
85	Jerry McClure, 6-1, 200, Fr.-RS	4	0
WIDE RECEIVER (2)			
19	Jordan Napier, 6-2, 200, Fr.-RS	9	0
WIDE RECEIVER (3)			
3	Ja'Shaun Poke, 5-10, 185, Sr.-TR^	42	22
81	Mikey Welsh, 5-9, 170, So.*	9	0
WIDE RECEIVER (4)			
4	Louis Brown IV, 6-2, 195, Jr.-TR	27	14
11	Nate Bennett, 6-3, 200, Sr.-TR	38	36

SPECIAL TEAMS

PUNTER (P)		GP	GS
13	Tyler Pastula, 6-3, 220, Sr.-TR^	48	48
39	Emil Herranen, 6-4, 195, Jr.-TR	22	15
PLACEKICKER (PK)			
46	Gabriel Plascencia, 6-0, 230, Jr.	8	4
20	Nick Lopez, 6-1, 195, Sr.-TR^	9	2
KICKOFFS (KO)			
46	Gabriel Plascencia, 6-0, 230, Jr.	8	6
20	Nick Lopez, 6-1, 195, Sr.-TR^	9	1
HOLDER (H)			
13	Tyler Pastula, 6-3, 220, Sr.-TR^	48	48

DEFENSE

FIELD EDGE (EDGE)		GP	GS
32	Marlem Louis, 6-3, 255, Sr.-TR^	48	29
96	Ryan Henderson, 6-3, 255, So.*	14	1
NOSE TACKLE (NT)			
90	Sam Benjamin, 6-5, 285, Jr.-TR	14	4
94	Teivis Tuioti, 6-4, 300, Sr.-TR	20	2
DEFENSIVE TACKLE (DT)			
40	Krishna Clay, 6-2, 280, So.-TR	5	5
99	Tupu Alualu, 6-1, 280, Sr.**	17	12
RUSH EDGE (EDGE)			
47	Trey White, 6-2, 245, So.*	20	6
30	Dominic Oliver, 6-3, 250, Jr.**	27	1
STRONGSIDE LINEBACKER (SAM)			
44	Kyle Moretti, 6-2, 240, Sr.-TR	39	23
or56	DJ Herman, 6-2, 235, Jr.**	29	0
WEAKSIDE LINEBACKER (WILL)			
5	Owen Chambliss, 6-3, 230, Fr.-TR	9	5
58	Cody Moon, 6-3, 210, Sr.*	41	14
or42	Brady Anderson, 6-2, 230, Jr.**	28	1
"STUD" (NICKEL/FORMER AZTEC)			
17	Deshawn McCuin, 6-0, 200, Sr.*^	38	6
24	Josh Hunter, 5-9, 180, So.*	18	5
LEFT CORNERBACK (LCB)			
1	Chris Johnson, 6-0, 185, Jr.**	29	5
16	Jelani Whitmore, 6-1, 185, Jr.*	17	0
FREE SAFETY (FS)			
6	Eric Butler, 6-2, 190, Jr.**	28	4
7	William Nimmo Jr., 6-1, 205, Sr.-TR^	41	2
ROVER (SS)			
9	Dalesean Staley, 6-1, 190, So.-TR	18	14
or11	JD Coffey III, 6-0, 195, Sr.*	27	3
RIGHT CORNERBACK (RCB)			
0	Bryce Phillips, 6-0, 195, Sr.-TR	27	27
15	Tayvion Beasley, 5-11, 170, So.-RS	14	0

START CHART (OFF./DEF.)

Offense	2024	Streak	Career				
Marquez Cooper, RB	5	37	46				
Nate Bennett, WR	5	5	36				
Nate Williams, OL	5	29	32				
Ja'Shaun Poke, WR	5	5	27				
Ross Ulugalu-Maseuli, OL	5	5	21				
Brayden Bryant, OL	5	5	15				
Louis Brown IV, WR	5	5	14				
Kenan Christian, RB	5	5	13				
Mekhi Shaw, WR	5	5	13				
Christian Jones, OL	5	5	10				
Dean Abdullah, OL	5	5	8				
Myles Murao, OL	5	5	8				
Michael Harrison, TE	5	5	6				
Jude Wolfe, TE	5	5	5				
Danny O'Neil, QB	4	2	4				
Joseph Borjon, OL	4	0	4				
Jaylon Armstead, RB	4	0	4				
Phillippe Wesley, WR	4	0	3				
Tyler McMahon, RG	2	0	2				
Javance Tupou'ata-Johnson, QB	2	0	1				
Cam Davis, RB	0	0	1				
Defense	2024	Streak	Career				
Marlem Louis, EDGE	2	0	29				
Bryce Phillips, CB	5	27	27				
Kyle Moretti, LB	3	0	23				
Dalesean Staley, S	3	0	14				
Cody Moon, LB	0	0	12				
Tupu Alualu, DL	0	0	12				
Trey White, EDGE	0	6	6				
Deshawn McCuin, S	3	3	6				
Owen Chambliss, LB	0	0	5				
Krishna Clay, DL	0	5	5				
Chris Johnson, CB	0	5	5				
Josh Hunter, S	0	0	5				
Eric Butler, S	4	2	4				
Sam Benjamin, DL	4	0	4				
Tano Letuli, LB	4	0	4				
JD Coffey III, S	2	0	3				
Ezekiel Larry, EDGE	0	0	3				
William Nimmo, Jr., S	0	0	3				
Brady Nassar, DL	2	0	2				
Teivis Tuioti, DL	2	0	2				
Ryan Henderson, EDGE	1	1	1				
Dominic Oliver, EDGE	1	1	1				
Brady Anderson, LB	0	0	1				
William Nimmo Jr., S	0	0	1				
Career Starts (Off/Def)	'19	'20	'21	'22	'23	'24	Total
Marquez Cooper, RB	-	4	13	12	12	5	46
Nate Bennett, WR	-	0	11	11	9	5	36
Nate Williams, OL	-	-	4	12	11	5	32
Marlem Louis, EDGE	RS	0	4	10	13	2	29
Bryce Phillips, CB	-	-	-	11	11	5	27
Kyle Moretti, LB	-	-	1	12	9	1	23
Ja'Shaun Poke, WR	0	4	8	5	0	5	22
Ross Ulugalu-Maseuli, OL	-	-	-	RS	6	10	21
Brayden Bryant, OL	-	-	-	10	0	5	15
Louis Brown IV, WR	-	-	-	2	7	5	14
Dalesean Staley, S	-	-	-	RS	11	3	14
Cody Moon, LB	-	RS	0	9	5	0	13
Kenan Christian, RB	3	0	0	0	10	0	13
Mekhi Shaw, WR	-	RS	1	5	7	0	13
Tupu Alualu, DL	-	-	-	5	12	0	17
Christian Jones, OL	-	-	-	RS	0	6	10
Dean Abdullah, OL	-	-	-	0	3	6	9
Myles Murao, OL	-	-	RS	0	0	2	2
Deshawn McCuin, S	RS	0	1	0	0	2	3
Michael Harrison, TE	-	0	0	2	4	0	6
Trey White, EDGE	-	-	-	RS	1	5	5
Krishna Clay, DL	-	-	-	-	-	5	5
Owen Chambliss, LB	-	-	-	-	RS	5	5
Chris Johnson, CB	-	-	-	0	0	5	5
Jude Wolfe, TE	RS	0	0	0	0	5	5
Josh Hunter, S	-	-	-	RS	5	0	5
Danny O'Neil, QB	-	-	-	-	0	4	4
Tano Letuli, LB	-	-	-	-	0	4	4
Eric Butler, S	-	-	-	0	0	4	4
Sam Benjamin, DL	-	-	-	0	0	3	3
Joseph Borjon, OL	-	-	-	0	0	4	4
Jaylon Armstead, RB	-	RS	0	2	2	0	4
JD Coffey II, S	-	-	0	0	1	2	3
Ezekiel Larry, EDGE	-	-	-	RS	0	3	3
Phillippe Wesley, WR	-	-	RS	0	3	0	3
Tyler McMahon, RG	-	-	-	-	0	2	2
Brady Nassar, DL	-	RS	0	0	0	2	2
Teivis Tuioti, DL	-	0	0	0	1	2	2
William Nimmo Jr., S	-	0	0	0	1	1	2
Javance Tupou'ata-Johnson, QB	-	-	-	-	RS	1	1
Ryan Henderson, EDGE	-	-	-	-	0	1	1
Dominic Oliver, EDGE	-	-	-	0	0	1	1
Brady Anderson, LB	-	-	0	RS	0	0	1
Cam Davis, RB	-	-	RS	0	1	0	1

Cooper's first 30 starts came at Kent State; his 12 starts in '23 were at Ball State. Bennett's first 31 starts came at Portland St. Louis' first 27 starts came at Richmond. Williams' first 27 starts came at Akron. Moretti's first 22 starts came at Central Michigan. Phillips' first 22 starts came at Tennessee State. Poke's first 17 starts were at Kent State. Staley's first 11 starts were at Northern Iowa. Walker's first 11 starts were at Eastern Michigan. Bryant's first 10 starts came at North Dakota. Brown's first nine starts came at Colorado State. Nine of Moon's starts came at New Mexico. Harrison's first six starts came at Colorado. Borjon's first three starts were at Arizona. Larry's first three starts were at Yale. Nimmo's first start was at UCLA.

Game 1

A&M-COMMERCE	0	6	8	0	-	14
SAN DIEGO STATE	3	0	21	21	-	45

Aug. 31 | Snapdragon Stadium | San Diego, Calif. | 5:05 p.m. PT | Attendance: 25,180



TEAM STATISTICS

	TAMUC	SDSU
FIRST DOWNS	17	23
Rushing	7	12
Passing	3	8
Penalty	7	3
NET YARDS RUSHING	63	254
Rushing Attempts	34	40
Average Per Rush	1.9	6.4
Rushing Touchdowns	1	2
Yards Gained Rushing	106	281
Yards Lost Rushing	43	27
NET YARDS PASSING	117	214
Completions-Attempts-Int	18-25-1	22-33-0
Average Per Attempt	4.7	6.5
Average Per Completion	6.5	9.7
Passing Touchdowns	1	2
TOTAL OFFENSE YARDS	180	468
Total offense plays	59	73
Average Gain Per Play	3.1	6.4
Fumbles: Number-Lost	3-2	1-0
Penalties: Number-Yards	15-124	16-149
PUNTS-YARDS	6-253	3-110
Average Yards Per Punt	42.2	36.7
Net Yards Per Punt	41.7	32
Inside 20	1	0
50+ Yards	0	0
Touchbacks	0	0
Fair catch	3	1
KICKOFF-YARDS	3-177	8-474
Average Yards Per Kickoff	59.0	59.2
Net Yards Per Kickoff	43.7	40.5
Touchbacks	0	2
Fair Catch Yards	0	0
Punt returns: Number-Yards-TD	1-14-0	2-3-0
Average Per Return	14.0	1.5
Kickoff returns: Number-Yds-TD	5-79-0	3-46-0
Average Per Return	15.8	15.3
Interceptions: Number-Yds-TD	0-0-0	1-45-1
Fumble Returns: Number-Yds-TD	0-0-0	1-0-1
Miscellaneous Yards	0	0
Possession Time	31:28	28:32
1st Quarter	6:13	8:47
2nd Quarter	9:08	5:52
3rd Quarter	10:05	4:55
4th Quarter	6:02	8:58
Third-Down Conversions	4-12	6-15
Fourth-Down Conversions	1-2	2-4
Red-Zone Scores-Chances	2-2	2-3
Touchdowns	2	2
Field goals	0	0
Sacks By: Number-Yards	2-17	4-13
PAT Kicks	0-1	4-5
2Pts Conversions	1-1	1-1
Field Goals	0-0	1-2
Points off Turnover	0	13

▶▶ GAME NOTES

Big Notes

- Tonight was the first victory as San Diego State's head coach by Sean Lewis.
- Danny O'Neil became the first true freshman quarterback in SDSU's Division I era (since 1969) to earn a start in a season-opener.
- O'Neil is the third true freshman quarterback in San Diego State's DI era to earn a start and is the second to pick up a win in his first start (also Spencer Brinton on Oct. 25, 1997 - SDSU 10, Hawai'i 3).
- The Aztecs scored 45 points tonight. In SDSU's two previous games that it started a true freshman quarterback for the first time, San Diego State combined for 23 points (10 vs. Hawai'i on Oct. 25, 1997 and 13 at Fresno State on Oct. 3, 2014).
- Marquez Cooper rushed for 223 yards, the first 200-yard game since Rashaad Penny had 221 vs. Army West Point in the 2017 Armed Forces Bowl on Dec. 23.
- The 223 rushing yards were the most by an Aztec since Penny had a career-high 234 at San Jose State on Nov. 4, 2017.
- San Diego State's 45 points were its most in a game since scoring 48 vs. Towson on Sept. 25, 2021.
- The Aztecs' 45 points were their most in a game played in San Diego since scoring 55 vs. Hawai'i on Nov. 5, 2016 (also a Snapdragon Stadium record).
- SDSU improved to 57-2 the last 59 times it has rushed for at least 200 yards and is 54-1 in its last 55 regular-season games when rushing for 200-plus yards.
- SDSU had two defensive touchdowns in the same game for the first time since Nov. 5, 2016 vs. Hawai'i.
- San Diego State won its 34th straight game when forcing at least three turnovers.
- The Aztecs won their 11th consecutive game when not committing a turnover.

Season-Opening Notes

- San Diego State improved to 55-42-5 all-time in season openers.
- The Aztecs improved to 47-17-4 in home season openers.
- SDSU improved to 27-8 when opening up its season at home in its Division I era.

Second Half Surge Propels SDSU Past TAMC, 45-14

SAN DIEGO -- Marquez Cooper rushed for 223 yards and two touchdowns to power San Diego State to a 45-14 victory over Texas A&M-Commerce on Saturday at Snapdragon Stadium, giving Sean Lewis a victory in his inaugural game as the Aztecs' head coach.

In addition, the SDSU defense scored a pair of touchdowns off turnovers in the second half to help erase a 6-3 deficit at intermission and thwart the Lions' upset bid.

Cooper, who carried 27 times in his SDSU debut after transferring from Ball State, posted the highest rushing total by an Aztec since Rashaad Penny gained 253 yards at Hawai'i on Oct. 28, 2017.

Cooper's 47-yard scoring run on SDSU's first drive of the third quarter was the first of three touchdowns in a five-minute span, igniting a 42-8 blitz to give the Scarlet and Black its highest point-total since a 48-21 triumph over Towson on Sept. 25, 2021, in Carson, California.

Just two plays later on the ensuing possession, Trey White blitzed and forced a fumble by TAMUC quarterback Eric Rodriguez before Tano Letuli fell on the loose ball in the end zone for six additional points. The conversion attempt was unsuccessful, but the Aztecs found themselves suddenly in control at 16-6.

After limiting the Lions to one first down, SDSU flashed its big-play capability once again when freshman quarterback Danny O'Neil threaded a 44-yard touchdown pass to Louis Brown IV on the third play of the subsequent drive, while Michael Harrison swept around right end moments later for a two-point conversion, increasing the advantage to 24-6.

TAMUC responded with an eight-play, 65-yard scoring march, capped by Rodriguez's touchdown pass to Drew Allison from six yards out. JaiSean McMillian hauled in the two-point conversion pass, trimming the margin to 24-14.

On the first play of the fourth quarter, Cooper plowed seven yards up the middle for his second touchdown of the night to punctuate a seven-play, 95-yard advance.

It didn't take long for another round of fireworks to ignite, as JD Coffey III picked off an errant Rodriguez pass on the third play of TAMUC's ensuing possession and rambled 45 yards for a touchdown to extend the lead to 38-14.

Following a punt, O'Neil quickly directed the Aztecs on their final scoring drive of the game, covering 79 yards on seven plays highlighted by an eight-yard touchdown strike to Jordan Napier with 6:57 left in the game.

Making his collegiate debut, O'Neil completed 22 of 33 passes for 214 yards.

Ja'Shaun Poke led the Aztec receiving corps with six catches for 30 yards, while Brown had three catches for 91 yards.

Overall, SDSU rushed for 254 yards in the contest, improving to 57-2 in its last 59 games when gaining 200 yards or more on the ground.

However, the Scarlet and Black started slowly, mustering a lone field goal in the first half, as Gabriel Plascencia split the uprights from 50 yards out with 28 seconds left in the opening period.

Late in the second quarter, the Lions drove 75 yards in 10 plays, with EJ Oakmon barreling in from a yard out to give the visitors their only lead of the game.

Despite trailing in time of possession (31:28 to 28:32), the Aztec defense holding TAMUC to just 180 yards in total offense in 59 plays.

>>SCORING SUMMARY

Qtr	Time	Team	Scoring Play	Plays-Yds	TOP	Score
1st	0:28	SDSU	Plascencia 50-yd field goal	16-48	5:27	3-0
2nd	0:59	AMC	Oakmon 1-yd run (PAT missed)	10-75	4:08	3-6
3rd	11:34	SDSU	Cooper 47-yd run (PAT good)	6-66	1:54	10-6
3rd	10:47	SDSU	Letuli fumble recovery in endzone (PAT missed)	-	-	16-6
3rd	6:36	SDSU	Brown IV 44-yd pass f/O'Neil (2-pt good)	3-62	4:18	24-6
3rd	2:17	AMC	Allison 6-yd pass f/Rodriguez (2-pt good)	88-65	4:18	24-14
4th	14:55	SDSU	Cooper 7-yd run (PAT good)	7-95	2:17	31-14
4th	13:48	SDSU	Coffey III 45-yd interception (PAT good)	-	-	38-14
4th	6:57	SDSU	Napier 8-yd pass f/O'Neil (PAT good)	7-79	4:28	45-14

INDIVIDUAL STATISTICS

>>TEXAS A&M-COMMERCE

Rushing	Att	Yds	TD	Long	Avg
Oakmon	8	30	1	8	3.8
McMillian	6	22	0	6	3.7
Peace	6	21	0	9	3.5
Jackson	5	18	0	8	3.6
Frasch	1	2	0	2	2.0
Rodriguez	7	-3	0	5	-0.4
TEAM	1	-27	0	0	-27.0
Totals	34	63	1	9	1.9

Passing	C-A-I	Yds	TD	Long	Sack
Rodriguez	14-20-1	105	1	29	3
Peace	4-5-0	12	0	5	1
Totals	18-25-1	117	1	29	4

Receiving	No.	Yds	TD	Long
Daniels	3	16	0	8
Wilson	3	10	0	5
Bilbo	2	35	0	27
Sallis	2	31	0	29
Proctor	2	9	0	9
Jourdain	1	7	0	7
Allison	1	6	1	6
Sweeting	1	4	0	4
Garmon	1	-4	0	0
Totals	18	117	1	29

>>SAN DIEGO STATE

Rushing	Att	Yds	TD	Long	Avg
Cooper	27	223	2	47	8.3
O'Neil	5	18	0	28	3.6
Armstead	5	9	0	7	1.8
Tupou'ata-Johnson	1	7	0	7	7.0
Sutton	1	3	0	3	3.0
Poke	1	-6	0	0	-6.0
Totals	40	254	2	47	6.5

Passing	C-A-I	Yds	TD	Long	Sack
O'Neil	22-33-0	214	2	44	2
Totals	22-33-0	214	2	44	2

Receiving	No.	Yds	TD	Long
Poke	6	30	0	9
Brown IV	3	91	1	44
Napier	3	40	1	29
Harrison	3	22	0	9
Wolfe	3	14	0	6
Cooper	3	10	0	9
Brooks	1	7	0	7
Totals	22	214	2	44

Game 2

OREGON STATE	7	0	0	14	-	21
SAN DIEGO STATE	0	0	0	0	-	0

Sept. 7 | Snapdragon Stadium | San Diego, Calif. | 7:37 p.m. PT | Attendance: 25,318



TEAM STATISTICS

	OSU	SDSU
FIRST DOWNS	23	7
Rushing	14	1
Passing	8	5
Penalty	1	1
NET YARDS RUSHING	237	72
Rushing Attempts	51	25
Average Per Rush	4.6	2.9
Rushing Touchdowns	2	0
Yards Gained Rushing	242	81
Yards Lost Rushing	5	9
NET YARDS PASSING	183	107
Completions-Attempts-Int	17-27-0	11-24-0
Average Per Attempt	6.8	4.5
Average Per Completion	10.8	9.7
Passing Touchdowns	1	0
TOTAL OFFENSE YARDS	420	179
Total offense plays	78	49
Average Gain Per Play	5.4	3.7
Fumbles: Number-Lost	0-0	1-1
Penalties: Number-Yards	6-65	8-80
PUNTS-YARDS	5-171	8-344
Average Yards Per Punt	34.2	43.0
Net Yards Per Punt	33.4	39.9
Inside 20	3	3
50+ Yards	0	3
Touchbacks	0	0
Fair catch	1	2
KICKOFF-YARDS	4-260	1-65
Average Yards Per Kickoff	65.0	65.0
Net Yards Per Kickoff	40	40
Touchbacks	4	1
Fair Catch Yards	0	0
Punt returns: Number-Yards-TD	3-21-0	2-4-0
Average Per Return	7.0	2.0
Kickoff returns: Number-Yds-TD	0-0-0	0-0-0
Average Per Return	0.0	0.0
Interceptions: Number-Yds-TD	0-0-0	0-0-0
Fumble Returns: Number-Yds-TD	0-0-0	0-0-0
Miscellaneous Yards	0	0
Possession Time	41:07	18:53
1st Quarter	9:56	5:04
2nd Quarter	9:37	5:23
3rd Quarter	12:45	2:15
4th Quarter	8:49	6:11
Third-Down Conversions	9-19	2-12
Fourth-Down Conversions	2-3	0-1
Red-Zone Scores-Chances	2-2	0-1
Touchdowns	2	0
Field goals	0	0
Sacks By: Number-Yards	1-5	0-0
PAT Kicks	3-3	0-0
Field Goals	0-2	0-0
Points off Turnover	7	0

▶▶ GAME NOTES

Series Notes

- San Diego State fell to 2-5 all-time against Oregon State.
- The Aztecs are 1-2 vs. the Beavers at home.
- SDSU has lost the last five games in the series after winning the first two in 1972 and 1975.

Team Notes

- San Diego State was shut out for just the third time in the last 219 games (streak started on Nov. 25, 2006).
- The Aztecs were shut out by a Pac-12 school for the first time since Sept. 18, 1982 at California (L, 28-0).
- The Aztecs allowed a first-quarter touchdown for just the second time in the last 11 games.
- SDSU has gone 17 straight games without allowing more than seven points in the first quarter and has allowed seven or fewer points in 25 of the last 26 first quarters.

Player Notes

- * **Marquez Cooper, Sr., RB (13 att., 53 yds., 0 TD | 2 rec., 19 yds.):** Now has 4,132 rushing yards for his career, which is tied with Louisville's Lamar Jackson (2015-17) for the 115th most in NCAA FBS history (according to SportsReference.com).
- * **Chris Johnson, Jr., CB (9 tackles (7 solo), 1 PBU):** Led the team in tackles for the first time of his career ... His nine tackles were a career high.
- * **Tyler Pastula, Sr., P (7 P, 48.6 avg., 3 120, 3 50+, 63 LG):** Averaged 48.6 yards per punt, which is his career high (min. 4 punts) ... Three of his punts went over 50 yards including a long of 63 yards ... Three of his punts also landed inside the 20-yard line.

Aztecs Fall to Oregon State

SAN DIEGO -- San Diego State was unable to stop Oregon State's rushing attack in a 21-0 loss Saturday night at Snapdragon Stadium.

Jam Griffin and Anthony Hankerson each ran for a touchdown for the Beavers (2-0), who combined for 237 yards on the ground.

OSU outgained the Aztecs (1-1), 420-179, overall, for the game, and had 23 first downs to SDSU's 7. Oregon State, which also received a late touchdown pass from Gevanni McCoy to Bryce Caufield, also more than doubled up San Diego State in terms of time of possession at 41:07-18:53.

After forcing a three-and-out, the Beavers went to work on their opening drive, going 53 yards on just five plays, culminating with a 16-yard touchdown run by Griffin.

OSU used up 6:53 of clock time on its next drive, going 47 yards on 13 plays. After converting a fourth-and-1 earlier in the drive, Oregon State was thwarted on a fourth-and-5 from the Aztec 46 when Cody Moon hurried McCoy's throw, which bounced to the grass incomplete.

SDSU, however, was unable to capitalize with the good field position and was forced to punt after another three-and-out.

The teams traded punts until the Beavers' last drive of the half. Starting on its own 26, OSU went 53 yards on 11 plays, twice converting a third-and-1 to extend the drive. Everett Hayes' 38-yard field goal, however, missed, making it a 7-0 Oregon State lead at the half.

San Diego State's first chance to score came midway through the third quarter when its punt return unit pressured Beaver punter Josh Green. Although a streaking Max Garrison was unable to block the punt, it only went 14 yards, giving San Diego State the ball on its own 45 with 9:20 left in the quarter.

The Aztecs quickly got into OSU territory for the first time of the night with a 9-yard rush by Marquez Cooper and a 4-yard pass from Danny O'Neil to Jude Wolfe. O'Neil, a true freshman making his second career start, then found Louis Brown IV with a deep pass down the right sideline, going 35 yards and setting up a first-and-goal on the Oregon State 7. After an incomplete pass in the end zone, Cooper rushed five yards to set up a third-and-goal from the 2. O'Neil, however, fumbled on a quarterback keeper as Jack Kane punched the ball out and Nikko Taylor jumped on the ball on the Beaver 2-yard line.

OSU responded with a methodical 13-play, 98-yard drive, before Hankerson ran it in 15 yards on a fourth-and-1 on the first play of the fourth quarter. Oregon State converted two third downs on the drive, including a 41-yard pass from McCoy to Trent Walker on a third-and-11 from its own 24-yard line.

SDSU had to punt on its ensuing drive, but Tyler Pastula's boot was blocked by Amarian York, giving the Beavers prime starting field position on their own 46. Hayes' long field goal attempt from 54 yards missed, however, giving San Diego State a chance to halve into OSU's advantage.

The Aztecs were unable to get into Oregon State territory and a long throw on fourth-and-18 from O'Neil to Ja'Shaun Poke was broken up by Skyler Thomas, giving the ball back to the Beavers on the SDSU 42.

OSU ran four rushes and then, on a third-and-3, used play-action where McCoy found a wide-open Caufield in the end zone from 21 yards out to make it a 21-0 game.

The teams traded punts before time ran out on San Diego State's final drive.

San Diego State was shut out for just the third time in the last 219 games (streak started on Nov. 26, 2006) and for the first time against a Pac-12 school since Sept. 18, 1982 at California (L, 28-0).

>> SCORING SUMMARY

Qtr	Time	Team	Scoring Play	Plays-Yds TOP	Score
1st	11:47	OSU	Griffin 16-yd run (PAT good)	5-53 1:53	0-7
4th	14:53	OSU	Hankerson 15-yd run (PAT good)	13-98 8:04	0-14
4th	4:36	OSU	Caufield 21-yd pass f/McCoy (PAT good)	5-42 2:58	0-21

INDIVIDUAL STATISTICS

>> OREGON STATE

Rushing	Att	Yds	TD	Long	Avg
Griffin	18	89	1	16	4.9
Hankerson	16	71	1	15	4.4
Allah	11	33	0	8	3.0
Johnson	1	23	0	23	23.0
McCoy	2	10	0	6	5.0
Reichle	2	6	0	6	3.0
Card	1	5	0	5	5.0
Totals	51	242	2	23	4.6

Passing	C-A-I	Yds	TD	Long	Sack
McCoy	16-26-0	181	1	41	0
Johnson	1-1-0	2	0	2	0
Totals	17-17-0	183	1	41	0

Receiving	No.	Yds	TD	Long
Walker	8	92	0	41
Reddicks	4	35	0	16
Griffin	2	9	0	7
Caufield	1	21	1	21
Hankerson	1	14	0	14
Wells Jr.	1	12	0	12
Totals	30	309	2	39

>> SAN DIEGO STATE

Rushing	Att	Yds	TD	Long	Avg
Cooper	13	53	0	10	4.1
Armstead	7	21	0	7	2.6
O'Neil	5	1	0	4	0.2
Totals	25	81	0	10	2.9

Passing	C-A-I	Yds	TD	Long	Sack
O'Neil	11-24-0	107	0	35	1
Totals	11-24-0	107	0	35	1

Receiving	No.	Yds	TD	Long
Poke	3	25	0	9
Brown IV	2	45	0	35
Cooper	2	19	0	21
Brooks	1	7	0	7
Bennett	1	5	0	5
Wolfe	1	4	0	4
Harrison	1	2	0	2
Totals	11	107	0	35

Game 3

SAN DIEGO STATE
CALIFORNIA

3	0	0	7	-	10
7	0	14	10	-	31

Sept. 14 | California Memorial Stadium | Berkeley, Calif. | 7:35 p.m. PT | Attendance: 35,197



TEAM STATISTICS

	SDSU	CAL
FIRST DOWNS	16	21
Rushing	7	11
Passing	7	8
Penalty	2	2
NET YARDS RUSHING	110	275
Rushing Attempts	35	42
Average Per Rush	3.1	6.5
Rushing Touchdowns	0	2
Yards Gained Rushing	140	307
Yards Lost Rushing	30	32
NET YARDS PASSING	166	198
Completions-Attempts-Int	14-30-2	21-29-1
Average Per Attempt	5.5	6.8
Average Per Completion	11.9	9.4
Passing Touchdowns	1	2
TOTAL OFFENSE YARDS	276	473
Total offense plays	65	71
Average Gain Per Play	4.2	6.7
Fumbles: Number-Lost	0-0	1-0
Penalties: Number-Yards	15-120	12-113
PUNTS-YARDS	6-274	3-133
Average Yards Per Punt	45.7	44.3
Net Yards Per Punt	38.0	44.7
Inside 20	2	0
50+ Yards	2	0
Touchbacks	2	0
Fair catch	2	1
KICKOFF-YARDS	3-143	6-397
Average Yards Per Kickoff	47.7	66.2
Net Yards Per Kickoff	38.0	43.7
Touchbacks	2	0
Fair Catch Yards	0	0
Punt returns: Number-Yards-TD	2-(-1)-0	1-6-0
Average Per Return	-0.5	6.0
Kickoff returns: Number-Yds-TD	1-10-0	1-4-0
Average Per Return	10.0	4.0
Interceptions: Number-Yds-TD	1-20	20-0
Fumble Returns: Number-Yds-TD	0-0	0-0
Miscellaneous Yards	0	0
Possession Time	27:15	32:45
1st Quarter	8:20	6:40
2nd Quarter	7:39	9:55
3rd Quarter	5:05	9:55
4th Quarter	6:11	8:49
Third-Down Conversions	5-16	7-15
Fourth-Down Conversions	2-4	0-3
Red-Zone Scores-Chances	1-1	4-5
Touchdowns	0	4
Field goals	1	0
Sacks By: Number-Yards	6-30	3-21
PAT Kicks	1-1	4-4
2Pts Conversions	0-0	0-0
Field Goals	1-1	1-3
Points off Turnover	0	0

▶▶ GAME NOTES

Series Notes

- San Diego State fell to 4-5 all-time against California.
- The Aztecs are now 0-5 against Cal in Berkeley (and 4-0 at home).

Team Notes

- San Diego State played its fifth straight game in the state of California, its longest streak since a six-game streak from Nov. 21, 2014-Sept. 19, 2015.
- The Aztecs are now 77-40 (.658) since the start of the 2015 campaign.
- SDSU had a season-high six sacks after entering with five combined sacks over its first two games.
- The Aztecs allowed a first-quarter touchdown for just the third time in the last 12 games.
- SDSU has gone 18 straight games without allowing more than seven points in the first quarter and has allowed seven or fewer points in 26 of the last 27 first quarters.

Trends

- The Aztecs lost the coin toss for the third time this season (0-3) and for the first time when having the chance to pick heads or tails.
- SDSU did not start with the ball for just the 45th time over the last 160 games.
- San Diego State did not allow its opponent to score on its opening possession for the 18th time in 28 games since 2022, 30th time in 41 games since 2021 and 84th time since 2015 (117 games).

Penalties Doom Aztecs in 31-10 Loss at Cal

BERKELEY, Calif. -- San Diego State trailed just 7-3, at the half, but California scored on its first four possessions of the second half in a 31-10 win Saturday night at Memorial Stadium.

Fernando Mendoza threw two touchdown passes and ran for another score for the Bears, who started the season 3-0 for the first time since 2019. Jaivian Thomas ran for 169 yards, and Kadarius Calloway had a touchdown run for Cal.

The two teams combined for 27 penalties for 237 yards, including 15 penalties for 120 yards for the Aztecs (1-2). SDSU's 13 penalties in the first half were tied for the most in any half for an FBS team in the last 10 seasons.

One the crucial penalties on San Diego State was an illegal block in the back on Marlem Louis after Tano Letuli intercepted a pass and returned it 65 yards for the score. Instead of taking a 10-7 lead midway through the second quarter, SDSU started on its own 45-yard line and failed to score.

After the Aztecs forced the high-powered California offense into consecutive three-and-outs to start the game, redshirt freshman Javance Tupou'ata-Johnson, making his first career start having never attempted a collegiate pass in place of an injured true freshman Danny O'Neil, got SDSU deep into Bear territory. San Diego State converted a key fourth-and-6 play when Tupou'ata-Johnson found Nate Bennett for 11 yards and a targeting penalty got the Aztecs to the Cal 12. SDSU managed just one yard on its next three plays, however, setting for a 29-yard field goal by former California kicker Nick Lopez.

The Bears answered with a 7-play, 69-yard drive, ending with an 8-yard rushing touchdown by Mendoza.

In the second quarter, SDSU stopped Cal on a fourth-and-1 and started in California territory on their 44-yard line. A Tupou'ata-Johnson 14-yard pass to Ja'Shaun Poke on the first play got San Diego State to the 30-yard line, but after an incomplete pass, 5-yard false start penalty, 9-yard sack and another incomplete pass, the Aztecs were forced to punt.

Letuli got the ball back for SDSU on the interception but neither team scored the rest of the half.

The Bears broke open a tight game in the third quarter with Thomas' 57-yard run setting up Calloway's 7-yard touchdown and Mendoza's 20-yard TD pass to Corey Dyches capping a 90-yard drive.

After a 48-yard field goal by Ryan Coe - his lone make in three tries - to start the fourth quarter, San Diego State finally scored responded with a touchdown. The Aztecs converted a pair of third-and-4s on the drive, including a short Tupou'ata-Johnson pass to Jordan Napier, who caught it at the Cal 35, juked past a few defenders and raced his way into the end zone.

After a Lopez PAT cut the Bear lead to 34-10, California answered right away with at 60-yard run by Calloway on second down and a 15-yard TD pass from Mendoza to Nyzirah Hunter.

Tupou'ata-Johnson was intercepted on the second play of the next drive but each team was stopped on fourth-and-shorts before Coe missed his second field goal of the game with 1:55 left.

SDSU then ran out the clock to end the game.

Tupou'ata-Johnson went 13 for 29 for 156 yards with one touchdown and two interceptions. Marquez Cooper rushed for 87 yards on 22 carries, and Jude Wolfe and Louis Brown IV led San Diego State with three catches apiece.

White led the Aztec defense with six tackles, 2.5 sacks and a pass breakup, while Owen Chambliss and Kyle Moretti also chipped in with six tackles apiece.

SDSU fell to 4-5 all-time against Cal with the home team winning all nine games in the series.

>>SCORING SUMMARY

Qtr	Time	Team	Scoring Play	Plays-Yds TOP	Score
1st	5:42	SDSU	Lopez 29-yd field goal	8-29	3-0
1st	2:25	CAL	Mendoza 8-yd rush (PAT good)	7-69	3-7
3rd	9:36	CAL	Calloway 7-yd rush (PAT good)	8-85	3-14
3rd	1:30	CAL	Dyches 20-yd pass f/Mendoza (PAT good)	13-90	5:37
4th	13:33	CAL	Coe 48-yd field goal	5-(-5)	1:50
4th	11:05	SDSU	Napier 40-yd. pass f/Tupou'ata-Johnson (PAT good)	7-75	2:28
4th	9:48	CAL	Hunter 15-yd pass f/Mendoza	3-75	1:17

INDIVIDUAL STATISTICS

>>SAN DIEGO STATE

Rushing	Att	Yds	TD	Long	Avg
Cooper	22	87	0	17	4.0
Armstead	1	15	0	15	15.0
Sutton	3	15	0	9	5.0
Tupou'ata-Johnson	8	-2	0	13	-0.2
Napier	1	-5	0	0	-5.0
Totals	35	110	0	17	3.1

Passing	C-A-I	Yds	TD	Long	Sack
Tup.-Johnson	13-29-2	156	1	40	3
Pastula	1-1-0	10	0	10	0
Totals	14-30-2	166	1	40	3

Receiving	No.	Yds	TD	Long
Wolfe	3	32	0	18
Brown IV	3	24	0	10
Napier	2	53	1	40
Harrison	1	15	0	15
Poke	1	14	0	14
Bennett	1	11	0	11
Chambliss	1	10	0	10
Armstead	1	6	0	6
Cooper	1	1	0	0
Totals	14	166	1	40

>>CALIFORNIA

Rushing	Att	Yds	TD	Long	Avg
Thomas	17	169	0	57	9.9
Calloway	8	87	1	60	9.7
Wiley	2	11	0	13	5.5
Martin	1	10	0	10	10.0
Cardwell	1	0	0	0	0.0
Mendoza	12	-2	1	10	-0.2
Totals	42	307	2	60	6.5

Passing	C-A-I	Yds	TD	Long	Sack
Mendoza	21-29-1	198	2	21	6
Totals	21-29-1	198	2	21	6

Receiving	No.	Yds	TD	Long
Hunter	4	52	1	15
Dyches	4	48	1	20
Grizzell	3	29	0	21
Endries	3	21	0	8
Brady	2	16	0	10
Matthews	2	16	0	14
King	1	7	0	7
Anderson	1	5	0	5
Thomas	1	4	0	4
Totals	21	198	2	21

Game 4

SAN DIEGO STATE	7	14	0	0	-	21
CENTRAL MICHIGAN	10	3	6	3	-	22

Sept. 28 | Kelly/Shorts Stadium | Mt. Pleasant, Mich. | 3:32 p.m. ET | Attendance: 27,072



TEAM STATISTICS

	SDSU	CMU
FIRST DOWNS	21	26
Rushing	6	10
Passing	11	14
Penalty	4	2
NET YARDS RUSHING	118	154
Rushing Attempts	45	42
Average Per Rush	2.6	3.7
Rushing Touchdowns	1	1
Yards Gained Rushing	152	183
Yards Lost Rushing	34	29
NET YARDS PASSING	246	298
Completions-Attempts-Int	14-23-0	25-46-1
Average Per Attempt	10.7	6.5
Average Per Completion	17.6	11.9
Passing Touchdowns	1	1
TOTAL OFFENSE YARDS	364	452
Total offense plays	68	88
Average Gain Per Play	5.4	5.1
Fumbles: Number-Lost	0-0	1-1
Penalties: Number-Yards	4-36	5-37
PUNTS-YARDS	5-236	5-183
Average Yards Per Punt	47.2	36.6
Net Yards Per Punt	37.8	32.6
Inside 20	2	0
50+ Yards	1	0
Touchbacks	2	1
Fair catch	0	3
KICKOFF-YARDS	4-240	6-356
Average Yards Per Kickoff	60.0	59.3
Net Yards Per Kickoff	38.2	38.0
Touchbacks	2	4
Fair Catch Yards	15	0
Punt returns: Number-Yards-TD	1-0-0	2-7-0
Average Per Return	0.0	3.50
Kickoff returns: Number-Yds-TD	1-0-0	1-22-0
Average Per Return	0.0	22.0
Interceptions: Number-Yds-TD	1-68-0	0-0-0
Fumble Returns: Number-Yds-TD	0-0-0	0-0-0
Miscellaneous Yards	0	0
Possession Time	24:33	35:27
1st Quarter	5:30	9:30
2nd Quarter	5:42	9:18
3rd Quarter	5:51	9:09
4th Quarter	7:30	7:30
Third-Down Conversions	7-15	6-19
Fourth-Down Conversions	0-1	4-4
Red-Zone Scores-Chances	2-4	4-4
Touchdowns	2	2
Field goals	0	2
Sacks By: Number-Yards	3-13	4-23
PAT Kicks	3-3	1-1
Field Goals	0-2	3-3
Points off Turnover	7	0

▶▶ GAME NOTES

Big Notes

- San Diego State fell to 16-2-1 against current members of the Mid-American Conference (MAC).
- The Aztecs are now 11-2-1 all-time against teams who were in the MAC at the time of the game.
- SDSU fell to 37-3 over its last 40 games when leading after three quarters.
- San Diego State had its 11-game winning streak snapped when not committing a turnover.
- This was the Aztecs' first one-point game since a 31-30 overtime loss to Hawai'i on Nov. 24, 2018.
- San Diego State is now 77-41 (.653) since the start of the 2015 campaign.

Team Notes

- This was the first 22-21 final score in SDSU's Division I era (since 1969).
- After scoring just 10 points over its last two games combined, San Diego State scored 14 in the first 17 minutes, 17 seconds (17:17) today and 21 overall.
- The Aztecs allowed a first-quarter touchdown for just the fourth time in the last 13 games.
- SDSU had gone 18 straight games without allowing more than seven points in the first quarter prior to CMU scoring 10 on San Diego State today.
- The Aztecs have still allowed seven or fewer points in 26 of the last 28 first quarters.
- SDSU scored 21 points in the first half, its most in the first half since also scoring 21 at New Mexico on Nov. 18, 2022.
- San Diego State fell to 66-17 since 2015 when scoring just 20 or more points (1-1 this year).
- After averaging 13.0 penalties over its first three games, San Diego State had no accepted penalties in the first half and just four for the game.

SDSU Falls at CMU on Late Field Goal, 22-21

MOUNT PLEASANT, Mich. -- San Diego State suffered a heartbreaking 22-21 loss at Central Michigan on Saturday when Tristan Mattson converted on his third field goal of the game - a 46-yarder - with five seconds remaining.

The Aztecs (1-3) led for over 38 minutes of the game, including 29 minutes, 55 seconds of the 30 minutes in the second half, but couldn't hold on in their first game in the Eastern Time Zone since 2015.

SDSU led, 21-13, at halftime as true freshman Danny O'Neil connected with tight end Jude Wolfe on a pair of touchdown passes following an earlier touchdown run by Marquez Cooper.

San Diego State, however, was held scoreless in the second half, including consecutive drives late when Nick Lopez missed a pair of short field goals.

After forcing a three-and-out to start the second half, the Chippewas (3-2) used a 15-play, 77-yard drive to score when B.J. Harris banged it in from a yard out on fourth-and-goal. It was one of four fourth downs CMU converted on the day in four attempts. Central Michigan went for two to tie it, but following a pass interference fall on Chris Johnson, the Aztecs stopped Davis on a run to keep the score at 21-19.

The teams exchanged punts over the next two drives apiece before SDSU got to the Chippewa 15-yard line. A 33-yard field goal attempt by Lopez, however, missed, keeping it a two-point game.

CMU quickly got into San Diego State territory, thanks to a 43-yard pass from Joe Labas to Marion Lukes. Facing a third-and-13 on the Central Michigan 38-yard line, Labas was picked off by Aztec cornerback Bryce Phillips, who ran it back 68 yards to the Chippewa 11 with just 2:17 left.

SDSU was stymied on three straight plays before Lopez hooked a 28-yard attempt wide left to give CMU one last chance.

Labas directed a 15-play, 52-yard drive in the final two minutes as Central Michigan converted two third downs and a fourth down on the drive. Mattson then nailed a career-long 46-yarder to give the Chippewas their first lead since early in the second quarter.

Starting on its own 28, San Diego State was able to get to the 43 but Louis Brown IV was tackled before being able to lateral the ball, giving CMU the improbable victory.

Mattson's 25-yard field goal got Central Michigan on the scoreboard and Cooper later answered with a 3-yard rushing TD to put the Aztecs in the lead.

The Chippewas ended the first quarter on a 12-play, 75-yard drive with an 8-yard scoring toss from Labas to Lukes.

After Johnson forced a fumble on a SDSU punt early in the second quarter which was recovered by Brady Anderson on the CMU 17, San Diego State scored four plays later when O'Neil found Wolfe alone in the end zone off play-action.

Late in the half, Cooper ran for 47 yards and O'Neil found Wolfe for another touchdown, this time from 26 yards out to put the Aztecs up, 21-10. Wolfe became just the fourth SDSU tight end since at least 1996 with two touchdowns in the same game.

Central Michigan, however, used a 12-play, 59-yard drive to close the half with a 34-yard field goal by Mattson.

O'Neil totaled 246 yards on 14-for-23 passing for San Diego State. Cooper rushed for 111 yards and a touchdown on 34 carries, while Louis Brown IV caught eight passes for a career-high 149 yards.

JD Coffey III had a career-high 15 tackles for the Aztecs, while White logged three sacks and four tackles for loss.

SDSU fell to 16-2-1 against current members of the Mid-American Conference (MAC) and 11-2-1 all-time against teams who were in the MAC at the time of the game.

San Diego State also dropped to 37-3 in its last 40 games when leading after three quarters and had its 11-game winning streak snapped when not committing a turnover.

>>SCORING SUMMARY

Qtr	Time	Team	Scoring Play	Plays-Yds	TOP	Score
1st	12:26	CMU	Mattson 25-yd field goal	6-61	2:28	0-3
1st	6:13	SDSU	Cooper 3-yd run (PAT good)	6-75	1:56	7-3
1st	0:31	CMU	Lukes 8-yd pass f/Labas (PAT good)	12-75	5:42	7-10
2nd	12:43	SDSU	Wolfe 5-yd pass f/O'Neil (PAT good)	4-17	1:07	14-10
2nd	3:30	SDSU	Wolfe 26-yd pass f/O'Neil (PAT good)	3-73	0:53	21-10
2nd	0:26	CMU	Mattson 34-yd field goal	12-59	3:04	21-13
3rd	5:52	CMU	Harris 1-yd rush (2-pt. conversion failed)	15-77	7:29	21-19
4th	0:05	CMU	Mattson 46-yd field goal	15-52	1:51	21-22

INDIVIDUAL STATISTICS

>>SAN DIEGO STATE

Rushing	Att	Yds	TD	Long	Avg
Cooper	34	111	1	47	3.3
O'Neil	9	7	0	9	0.8
Davis	1	4	0	4	4.0
Poke	1	-4	0	-4	-4.0
Totals	45	118	1	47	2.6

Passing	C-A-I	Yds	TD	Long	Sack
O'Neil	14-23-0	246	1	43	4
Totals	14-23-0	246	1	43	4

Receiving	No.	Yds	TD	Long
Brown IV	8	149	0	43
Wolfe	3	40	2	26
Poke	2	23	0	13
Bennett	1	34	0	34
Totals	14	246	2	43

>>CENTRAL MICHIGAN

Rushing	Att	Yds	TD	Long	Avg
Lukes	16	76	0	18	4.8
Harris	13	41	1	18	3.2
Emanuel Jr.	6	32	0	19	5.3
Labas	7	5	0	10	0.7
Totals	42	154	1	19	3.7

Passing	C-A-I	Yds	TD	Long	Sack
Labas	24-43-1	275	1	60	3
Chapeau	1-1-0	23	0	23	0
Emanuel Jr.	0-1-0	0	0	0	0
TEAM	0-1-0	0	0	0	0
Totals	25-46-1	298	1	60	3

Receiving	No.	Yds	TD	Long
Boyd	6	51	0	14
Prewitt III	6	42	0	17
Lukes	3	57	1	43
Parker	3	28	0	16
Harris	2	66	0	60
Temple	2	17	0	12
Whiteside	1	23	0	23
Harris	1	8	0	8
Davis	1	6	0	6
Totals	25	298	1	60

Game 5

HAWAII

SAN DIEGO STATE

3	7	7	7	-	24
3	14	3	7	-	27

Oct. 5 | Snapdragon Stadium | San Diego, Calif. | 5:02 p.m. PT | Attendance: 31,307



TEAM STATISTICS

	UH	SDSU
FIRST DOWNS	24	19
Rushing	8	5
Passing	13	12
Penalty	3	2
NET YARDS RUSHING	84	99
Rushing Attempts	29	34
Average Per Rush	2.9	2.9
Rushing Touchdowns	0	2
Yards Gained Rushing	123	134
Yards Lost Rushing	39	35
NET YARDS PASSING	272	224
Completions-Attempts-Int	26-44-1	24-33-0
Average Per Attempt	6.2	6.8
Average Per Completion	10.5	9.3
Passing Touchdowns	3	1
TOTAL OFFENSE YARDS	356	323
Total offense plays	73	67
Average Gain Per Play	4.9	4.8
Fumbles: Number-Lost	1-0	0-0
Penalties: Number-Yards	7-66	9-104
PUNTS-YARDS	3-137	5-238
Average Yards Per Punt	45.7	47.6
Net Yards Per Punt	34.3	45.4
Inside 20	0	2
50+ Yards	1	2
Touchbacks	0	0
Fair catch	0	1
KICKOFF-YARDS	5-289	6-364
Average Yards Per Kickoff	57.8	60.7
Net Yards Per Kickoff	35.4	42.8
Touchbacks	2	1
Fair Catch Yards	0	1
Punt returns: Number-Yards-TD	1-11-0	3-34-0
Average Per Return	11.0	11.3
Kickoff returns: Number-Yds-TD	4-63-0	2-47-0
Average Per Return	15.8	23.5
Interceptions: Number-Yds-TD	0-0-0	1-(-5)-0
Fumble Returns: Number-Yds-TD	0-0-0	0-0-0
Miscellaneous Yards	0	0
Possession Time	30:56	29:04
1st Quarter	5:36	9:24
2nd Quarter	5:21	9:39
3rd Quarter	8:35	6:25
4th Quarter	11:24	3:36
Third-Down Conversions	8-14	6-16
Fourth-Down Conversions	1-2	3-3
Red-Zone Scores-Chances	2-2	5-5
Touchdowns	1	3
Field goals	1	2
Sacks By: Number-Yards	2-14	5-34
PAT Kicks	3-3	3-3
2Pts Conversions	0-0	0-0
Field Goals	1-1	2-2
Points off Turnover	0	7

▶▶ GAME NOTES

Big Notes

- San Diego State won its conference opener for the ninth time in the last 12 years.
- The Aztecs improved to 10-2 in their last 12 Mountain West home openers.
- SDSU is now 50-23 (.685) in its last 73 games regular season games against Mountain West opponents.
- San Diego State improved to 38-3 over its last 41 games when leading after three quarters.
- The Aztecs have played in consecutive games decided by three points or less for the first time since 2010 (lost at Brigham Young, 24-21, on Oct. 9 and won vs. No. 23 Air Force, 27-25, on Oct. 16).
- This was the fourth consecutive one-score game between SDSU and Hawai'i (San Diego State has won all four games by a combined 19 points). Six of the last seven games between the two teams have been decided by one score.
- SDSU improved to 52-4 over the last 56 games when winning the turnover battle.
- The Aztecs are now 78-41 (.655) since the start of the 2015 campaign.
- EDGE Trey White had three sacks and four tackles for loss for the second straight game. White is averaging 1.80 sacks per game (nine sacks in five games), which is just ahead NCAA record pace (Terrell Suggs averaged 1.71 while at Arizona State in 2002 (24 sacks in 14 games) and Washington's Zion Tupuola-Fetui averaged 1.75 during the 2020 COVID-19 pandemic season (seven sacks in four games).
- RB Marquez Cooper recorded his second straight 100-yard rushing game, third this season and 20th of his career with 109 yards and two touchdowns on 30 carries.

Aztecs Edge Hawai'i, 27-24

SAN DIEGO -- Marquez Cooper ran for 109 yards and two touchdowns, and true freshman quarterback Danny O'Neil threw for 224 yards and a score to lead San Diego State to a 27-24 win over Hawai'i on Saturday night in the Mountain West opener for both teams.

The Aztecs (2-3, 1-0 MW) only trailed for 2 minutes, 34 seconds (2:34) of the game, but had to rally in the fourth quarter to snap a three-game losing streak.

The Rainbow Warriors (2-3, 0-1 MW) took their only lead of the game early in the fourth when Brayden Schager connected on a 23-yard touchdown pass to Nick Cenacle to make it a 24-20 contest with 9:39 left. Schager's third touchdown strike of the game wrapped up a 14-play, 89-yard drive that used up 5:48 of clock.

SDSU, however, answered with an 8-play, 87-yard drive of its own, culminating with a 2-yard touchdown run by Cooper with 7:05 remaining. O'Neil found Nate Bennett on a 48-yard pass deep down the left side to get San Diego State into UH territory. The Aztecs later used a 17-yard rush by Cooper and a 14-yard pass from O'Neil to Jordan Napier on a third-and-4 situation from the 16 to set up Cooper's second TD run of the game.

Hawai'i got into SDSU territory, converting a third-and-5 and later an improbable fourth-and-18. After Trey White's third sack of the game, the Rainbow Warriors were facing a third-and-17 from the San Diego State 46 but Schager found Pofele Ashlock for a 15-yard gain. On fourth-and-2, Schager threw a quick screen to Ashlock, but the ball was deflected to Cenacle, who was then stopped by Krishna Clay short of the first-down marker.

The Aztecs ran Cooper three consecutive plays before punting deep into UH territory. After an incomplete deep pass with 10 seconds left, Marlem Louis sacked Schager to end the game to seal the SDSU victory.

After the teams exchanged field goals in the first quarter, Cooper put San Diego State up, 10-3, on a 9-yard touchdown with 4:49 left in the first half.

Hawai'i answered with 23-yard touchdown pass from Schager to Tylan Hines following a 6-play, 77-yard drive.

The Aztecs responded with an almost flawless 2-minute drill, going 75 yards on nine plays in 1:47, culminating with a 16-yard pass from O'Neil to Louis Brown IV with just six seconds remaining in the half. SDSU converted a fourth-and-4 on the drive and later took advantage of a defensive holding call on a third-and-9 situation, setting up the TD strike to Brown IV and entering halftime with a 17-10 lead.

After forcing a three-and-out to start the third quarter, San Diego State started in Rainbow Warrior territory when Napier returned a punt 12 yards to the UH 44. The Aztecs got into the red zone but had to settle for a 43-yard field goal by Gabe Plascencia after O'Neil was sacked on third-and-9 from on the 19-yard line.

Hawai'i cut into SDSU's 20-10 lead with a 12-play, 75-yard drive, ending with a 6-yard pass from Schager to Ashlock late in the third quarter, setting up San Diego State's heroics in the fourth.

O'Neil completed 24 of 33 passes for 224 yards and a touchdown, extending his streak of 113 attempts without an interception to start his collegiate career. He completed his first 10 passes of the game.

Cooper recorded his second straight 100-yard rushing game with 109 yards and two touchdowns on 30 carries. The active FBS rushing leader now has three 100-yard games this season and 20 for his career.

White finished with three sacks and four tackles for loss for a second straight game for the Aztecs, who won their conference opener for the ninth time in the last 12 years and improved to 10-2 in their last 12 MW home openers.

It was the fourth consecutive one-score game between SDSU and Hawai'i.

>>SCORING SUMMARY

Qtr	Time	Team	Scoring Play	Plays-Yds	TOP	Score
1st	5:35	SDSU	Plascencia 24-yd field goal	16-53	6:38	0-3
1st	0:43	UH	Matsuzawa 30-yd field goal	15-77	4:49	3-3
2nd	4:49	SDSU	Cooper 9-yd rush (PAT good)	8-55	3:37	10-3
2nd	1:53	UH	Hines 23-yd pass f/Schager (PAT good)	6-77	2:50	10-10
2nd	0:06	SDSU	Brown IV 16-yd pass f/O'Neil (PAT good)	9-75	1:47	17-10
3rd	8:33	SDSU	Plascencia 43-yd field goal	10-19	4:46	20-10
3rd	2:06	UH	Ashlock 6-yd pass f/Schager (PAT good)	12-75	6:27	20-17
4th	9:39	UH	Cenacle 23-yd pass f/Schager (PAT good)	14-89	5:49	20-24
4th	7:05	SDSU	Cooper 2-yd rush (PAT good)	8-87	2:30	27-24

INDIVIDUAL STATISTICS

>>HAWAII

Rushing	Att	Yds	TD	Long	Avg
Simes	8	36	0	14	4.5
Schager	16	21	0	14	1.3
Hines	2	19	0	11	9.5
Barfield	3	8	0	5	2.7
Totals	29	84	0	14	2.9

Passing	C-A-I	Yds	TD	Long	Sack
Schager	26-44-1	272	3	23	5
Totals	26-44-1	272	3	23	5

Receiving	No.	Yds	TD	Long
Ashlock	8	77	1	19
Cenacle	3	56	1	23
Hines	3	33	1	23
Curtis	2	36	0	19
Crowdus	2	23	0	14
Barfield	2	21	0	18
Panoke	2	13	0	11
Sims	1	10	0	10
Perry	1	5	0	5
Cordero	1	-1	0	0
Nishigaya	1	-1	0	0
Totals	26	272	3	23

>>SAN DIEGO STATE

Rushing	Att	Yds	TD	Long	Avg
Cooper	30	109	2	31	3.6
O'Neil	4	-10	0	3	-2.5
Totals	34	99	2	31	2.9

Passing	C-A-I	Yds	TD	Long	Sack
O'Neil	24-33-0	224	1	48	2
Totals	24-33-0	224	1	48	2

Receiving	No.	Yds	TD	Long
Napier	5	41	0	19
Brown IV	5	40	1	16
Bennett	4	74	0	48
Poke	4	38	0	15
Cooper	4	28	0	12
Wolfe	1	5	0	5
Shaw	1	-2	0	0
Totals	24	224	1	48

2024 STATISTICS

Overall: 2-3

MW: 1-0

Home: 2-1

Road: 0-2

Neutral: 0-0

Team Statistics

	SDSU	OPP
Scoring	103	112
Points per game	20.6	22.4
Points Off Turnovers	27	7
First Downs	86	111
Rushing	31	50
Passing	43	46
Penalty	12	15
Rushing Yardage	653	813
Yards gained rushing	788	961
Yards lost rushing	135	148
Rushing attempts	179	198
Average per rush	3.6	4.1
Average per game	130.6	162.6
TDs Rushing	5	6
Passing Yardage	957	1068
Comp-Att-Int	85-143-2	107-171-4
Average per pass	6.7	6.2
Average per catch	11.3	10.0
Average per game	191.4	213.6
TDs Passing	6	8
Total offense	1610	1881
Total plays	322	369
Average per play	5.0	5.1
Average per game	322.0	376.2
Kick returns: #-Yards	7-103	11-168
Punt returns: #-Yards	10-40	8-59
Int returns: #-Yards	4-128	2-0
Kick return average	14.7	15.3
Punt return average	4.0	7.4
Int return average	32.0	0.0
Fumbles-Lost	2-1	7-3
Penalties-Yards	52-489	45-405
Average per game	97.8	81.0
Punts-Yards	27-1202	22-877
Average per punt	44.5	39.9
Net punt average	39.2	37.1
Kickoffs-Yards	22-1286	24-1479
Average per kick	58.5	61.6
Net kick average	40.4	39.9
Time of possession / game	25:39	34:21
3rd-down conversion	26/74	34/79
3rd-down pct	35%	43%
4rd-down conversion	7/13	8/14
4rd-down pct	54%	57%
Sacks by-Yards	19-92	12-80
Misc Yards	0	0
Touchdowns scored	13	14
Field goals - attempts	4-7	5-9
On-Side kicks	0-0	0-0
Red-zone scores	(10-14) 71%	(14-15) 93%
Red-zone touchdowns	(7-14) 50%	(11-15) 73%
PAT-attempts	(11-12) 92%	(11-12) 92%
2-point conversion-attempts	(1-1) 100%	(1-2) 50%
Attendance	81805	62269
Games / Avg per game	3/27268	2/31135
Neutral site games	-	0/0

Score by Periods

Team	1st	2nd	3rd	4th	OT	TOT
San Diego St.	16	28	24	35	0	103
Opponents	27	16	35	34	0	112

2024 SAN DIEGO STATE STATISTICS

Rushing

Player	gp	att	gain	loss	net	avg	td	lg	avg/g
Marquez Cooper	5	126	616	33	583	4.6	5	47	116.6
Jaylon Armstead	3	13	46	4	42	3.2	0	15	14.0
Lucky Sutton	2	4	18	0	18	4.5	0	9	9.0
Danny O'Neil	4	23	78	62	16	0.7	0	29	4.0
Javance Tupou'ata-Johnson	2	9	26	21	5	0.6	0	13	2.5
Cam Davis	1	1	4	0	4	4.0	0	4	4.0
Jordan Napier	5	1	0	5	-5	-5.0	0	0	-1.0
Ja'Shaun Poke	5	2	0	10	-10	-5.0	0	0	-2.0
Total	5	179	788	135	653	3.6	5	47	130.6
Opponents	5	198	961	148	813	4.1	6	60	162.6

Passing

Player	gp	effic	comp-att-int	pct	yds	td	lg	avg/g
Danny O'Neil	4	136.2	71-113-0	62.8	791	5	48	197.8
Javance Tupou'ata-Johnson	2	87.6	13-29-2	44.8	156	1	40	78.0
Tyler Pastula	5	184.0	1-1-0	100.0	10	0	10	2.0
Total	5	126.7	85-143-2	59.4	957	6	48	191.4
Opponents	5	125.8	107-171-4	62.6	1068	8	60	213.6

Receiving

Player	gp	no.	yds	avg	td	lg	avg/g
Louis Brown IV	5	21	349	16.6	2	44	69.8
Ja'Shaun Poke	5	16	130	8.1	0	15	26.0
Jude Wolfe	5	11	95	8.6	2	26	19.0
Marquez Cooper	5	10	58	5.8	0	21	11.6
Jordan Napier	5	10	134	13.4	2	40	26.8
Nate Bennett	5	7	124	17.7	0	48	24.8
Michael Harrison	5	5	39	7.8	0	15	7.8
Baylin Brooks	3	2	14	7.0	0	7	4.7
Mekhi Shaw	5	1	-2	-2.0	0	0	-0.4
Jaylon Armstead	3	1	6	6.0	0	6	2.0
Owen Chambliss	5	1	10	10.0	0	10	2.0
Total	5	85	957	11.3	6	48	191.4
Opponents	5	107	1068	10.0	8	60	213.6

Punt Returns

Player	no.	yds	avg	td	lg
Mekhi Shaw	6	26	4.3	0	15
Jordan Napier	2	11	5.5	0	12
Mikey Welsh	2	3	1.5	0	3
Total	10	40	4.0	0	15
Opponents	8	59	7.4	0	14

Interceptions

Player	no.	yds	avg	td	lg
Jelani Whitmore	1	-5	-5.0	0	0
JD Coffey III	1	45	45.0	1	45
Bryce Phillips	1	68	68.0	0	68
Tano Letuli	1	20	20.0	0	20
Total	4	128	32.0	1	68
Opponents	2	0	0.0	0	0

Kick Returns

Player	no.	yds	avg	td	lg
Ja'Shaun Poke	5	92	18.4	0	44
Trey White	1	0	0.0	0	0
Jordan Napier	1	12	12.0	0	12
Total	7	103	14.7	0	44
Opponents	11	168	15.3	0	22

Fumble Returns

Player	no.	yds	avg	td	lg
Tano Letuli	1	0	0.0	1	0
Brady Anderson	1	0	0.0	0	0
Krishna Clay	1	0	0.0	0	0
Total	3	0	0.0	1	0
Opponents	1	0	0.0	0	0

All Purpose

Player	g	rush	rcv	pr	kr	ir	total	avg/g
Marquez Cooper	5	583	58	0	0	0	641	128.2
Louis Brown IV	5	0	349	0	0	0	349	69.8
Ja'Shaun Poke	5	-10	130	0	92	0	212	42.4
Jordan Napier	5	-5	134	11	12	0	152	30.4
Nate Bennett	5	0	124	0	0	0	124	24.8
Jude Wolfe	5	0	95	0	0	0	95	19.0
Bryce Phillips	5	0	0	0	0	68	68	13.6
Jaylon Armstead	3	42	6	0	0	0	48	16.0
JD Coffey III	5	0	0	0	0	45	45	9.0
Michael Harrison	5	0	39	0	0	0	39	7.8
Mekhi Shaw	5	0	-2	26	0	0	24	4.8
Tano Letuli	4	0	0	0	0	20	20	5.0
Lucky Sutton	2	18	0	0	0	0	18	9.0
Danny O'Neil	4	16	0	0	0	0	16	4.0
Baylin Brooks	3	0	14	0	0	0	14	4.7
Owen Chambliss	5	0	10	0	0	0	10	2.0
Javance Tupou'ata-Johnson	2	5	0	0	0	0	5	2.5
Cam Davis	1	4	0	0	0	0	4	4.0
Mikey Welsh	1	0	0	3	0	0	3	3.0
Chris Johnson	5	0	0	0	-1	0	-1	-0.2
Jelani Whitmore	5	0	0	0	0	-5	-5	-1.0
Total	5	653	957	40	103	128	1881	376.2
Opponents	5	813	1068	59	168	0	2108	421.6

Scoring

Player	td	fg	PAT						pts
			kick	rush	rcv	pass	dxp	saf	
Marquez Cooper	5	-	-	-	-	-	-	-	30
Jude Wolfe	2	-	-	-	-	-	-	-	12
Louis Brown IV	2	-	-	-	-	-	-	-	12
Jordan Napier	2	-	-	-	-	-	-	-	12
Gabriel Plascencia	-	3-4	3-4	-	-	-	-	-	12
Nick Lopez	-	1-3	8-8	-	-	-	-	-	11
JD Coffey III	1	-	-	-	-	-	-	-	6
Tano Letuli	1	-	-	-	-	-	-	-	6
Michael Harrison	-	-	-	1	-	-	-	-	2
Total	13	4-7	11-12	1	0	0	0	0	103
Opponents	14	5-9	11-12	0	1	1	0	0	112

Field Goals

Player	fg	pct.	01-19	20-29	30-39	40-49	50-59	lg	blk
Gabriel Plascencia	3-4	75.0	0-0	1-1	0-0	1-2	1-1	50	0
Nick Lopez	1-3	33.3	0-0	1-2	0-1	0-0	0-0	29	0
Opponents	5-9	55.6	0-0	1-1	2-4	2-2	0-2	48	0

FG Sequence

Team Name	San Diego St.	Opponents
Central Mich.	33,28	(25),(34),(46)
California	(29)	62,(48),37
Tex. A&M-Commerce	(50),48	
Hawaii	(24),(43)	(30)
Oregon St.		38,54

Total Offense

Player	g	plays	rush	pass	total	avg/g
Danny O'Neil	4	136	16	791	807	201.8
Marquez Cooper	5	126	583	0	583	116.6
Javance Tupou'ata-Johnson	2	38	5	156	161	80.5
Jaylon Armstead	3	13	42	0	42	14.0
Lucky Sutton	2	4	18	0	18	9.0
Tyler Pastula	5	1	0	10	10	2.0
Cam Davis	1	1	4	0	4	4.0
Jordan Napier	5	1	-5	0	-5	-1.0
Ja'Shaun Poke	5	2	-10	0	-10	-2.0
Total	5	322	653	957	1610	322.0
Opponents	5	369	813	1068	1881	376.2

Punting

Player	no.	yds	avg	lg	tb	fc	i20	50+	blk
Tyler Pastula	26	1198	46.1	65	4	6	9	8	0
Team	1	4	4.0	0	0	0	0	0	1
Total	27	1202	44.5	65	4	6	9	8	1
Opponents	22	877	39.9	56	1	8	4	1	0

Kickoffs

Player	no.	yds	avg	tb	ob	retn	net	ydIn
Gabriel Plascencia	16	947	59.2	4	1			
Nick Lopez	6	339	56.5	3	0			
Total	22	1286	58.5	7	1	10	40.4	24
Opponents	24	1479	61.6	15	2	6	39.9	25

Numbers in parentheses indicate field goal was made

2024 SAN DIEGO STATE STATISTICS

Team Defense

#	Player	gp	Tackles				Sacks	Pass defense			Fumbles		blkd	
			ua	a	tot	tfl/yds		int-yds	brup	qbh	fr-yds	ff	kick	saf
11	JD Coffey III	5	18	11	29	.	.	1-45	1
47	Trey White	5	21	7	28	12-83	9-53	.	2	3	.	1	.	.
5	Owen Chambliss	5	14	13	27	.	.	.	1	1
21	Tano Letuli	4	15	9	24	1.5-7	1-7	1-20	.	2	1-0	.	.	.
1	Chris Johnson	5	15	7	22	.	.	.	3	1	.	3	.	.
6	Eric Butler	5	17	5	22	1-3	.	.	2
9	Dalesean Staley	4	15	5	20
7	William Nimmo Jr.	5	12	5	17
40	Krishna Clay	5	9	6	15	1.5-6	1-5	.	.	2	1-0	.	.	.
44	Kyle Moretti	5	6	9	15
0	Bryce Phillips	5	11	3	14	3-9	.	1-68
17	Deshawn McCuin	5	9	4	13	1-2	.	.	4	1
24	Josh Hunter	5	9	3	12	1-2	.	.	1	1
32	Marlem Louis	5	6	3	9	3.5-10	3.5-10
56	DJ Herman	5	6	3	9	1-1	.	.	1
58	Cody Moon	5	4	5	9	1
42	Brady Anderson	4	5	2	7	1.5-7	1-6	.	.	.	1-0	.	.	.
30	Dominic Oliver	5	3	4	7	2-11	.	.	.	1
99	Tupu Alualu	5	2	5	7	1.5-4	1.5-4
97	Darrion Dalton	4	2	4	6	0.5-1
96	Ryan Henderson	5	4	2	6	1-5	1-5	.	.	1
94	Teivis Tuioti	5	2	3	5	1-2	1-2
16	Jelani Whitmore	5	3	1	4	.	.	1--5	2
93	Brady Nassar	5	2	2	4	1
31	Jared Badie	2	2	1	3
10	Bennett Walker	3	1	2	3
27	Jelani McLaughlin	5	1	1	2
22	Max Garrison	5	2	.	2
45	Wyatt Draeger	2	1	1	2
33	Ezekiel Larry	5	1	1	2
12	Jatavious Magee	5	1	1	2
90	Sam Benjamin	5	1	.	1
50	Ryan Wintermeyer	5	1	.	1
Totals		5	221	128	349	33-153	19-92	4-128	17	15	3-0	4	0	0
Opponents		5	188	134	322	37-143	12-80	2-0	14	16	1-0	1	1	0

GAME SUMMARIES

Game	Score	Score by Quarters					First Downs				Rushing			Passing			Total Off.		Return	Punting	Fumbles	Pen.	Third	Avg.	
		1	2	3	4	OT	Tot	Ru	Pa	Pn	Att	Yds	TD	C-A-I	Yds	TD	Att	Yds	Yds	No-Avg.	No-Lost	No-Yds.	Downs	F. Pos.	ToP
Hawai'i	24	3	7	7	7	-	24	8	13	3	29	84	0	26-44-1	272	3	73	356	74	3-45.7	0-0	7-66	8-14	UH17	30:56
at SDSU	27	3	14	3	7	-	27	5	12	2	34	99	2	24-33-0	224	1	67	323	76	6-36.4	0-0	9-104	6-16	SDSU36	29:04
SDSU	21	7	14	0	0	-	21	6	11	4	45	118	1	14-23-0	246	2	68	364	68	5-36.6	0-0	4-36	7-15	SDSU36	24:33
at Cent. Michigan	22	10	3	6	3	-	26	10	14	2	42	154	1	25-46-1	298	1	88	452	29	5-47.2	0-0	5-37	6-19	CMU22	35:27
SDSU	10	3	0	0	7	-	21	11	8	2	42	275	2	21-29-1	198	2	71	473	10	3-44.3	0-0	12-113	7-15	CAL31	32:45
at California	31	7	0	14	10	-	16	7	7	2	35	110	0	14-30-2	166	1	65	276	9	6-45.7	0-0	15-120	5-16	SDSU31	27:15
Oregon State	21	7	0	0	14	-	23	14	8	1	51	237	2	17-27-0	183	1	78	420	21	5-34.2	0-0	6-65	9-19	OSU26	41:07
at SDSU	0	0	0	0	0	-	7	1	5	1	25	72	0	11-24-0	107	0	49	179	4	8-34.4	1-1	8-80	2-12	SDSU30	18:53
A&M-Commerce	14	0	6	8	0	-	17	7	3	7	34	63	1	18-25-1	117	1	59	180	93	6-42.2	3-2	15-124	4-12	SDSU28	31:28
at SDSU	45	3	0	21	21	-	23	12	8	3	40	254	2	22-33-0	214	2	73	468	94	3-36.7	0-0	16-149	6-15	TAMC29	28:32

2024 RED ZONE STATISTICS

San Diego St. Inside Opponent Red-Zone

Date	Opponent	Score	Times	Times	Total			Rush	Pass	FGs	Failed to score inside RZ					
			In RZ	Scored	Pts	TDs	TDs	TDs	TDs	Made	FGA	Down	Int	Fumb	Half	Game
08/31/2024	Tex. A&M-Commerce	W 45-14	3	2	14	2	1	1	0	0	1	0	0	0	0	0
09/07/2024	Oregon St.	L 0-21	1	0	0	0	0	0	0	0	0	0	0	1	0	0
09/14/2024	at California	L 10-31	1	1	3	0	0	0	0	1	1	0	0	0	0	0
09/28/2024	at Central Mich.	L 21-22	4	2	14	2	1	1	0	2	2	0	0	0	0	0
10/05/2024	Hawaii	W 27-24	5	5	27	3	2	1	2	2	2	0	0	0	0	0
Totals 10 of 14 (71.4%)			14	10	58	7	4	3	3	6	0	0	1	0	0	0

Opponents Inside San Diego St. Red-Zone

Date	Opponent	Score	Times	Times	Total			Rush	Pass	FGs	Failed to score inside RZ					
			In RZ	Scored	Pts	TDs	TDs	TDs	TDs	Made	FGA	Down	Int	Fumb	Half	Game
08/31/2024	Tex. A&M-Commerce	W 45-14	2	2	14	2	1	1	0	0	0	0	0	0	0	0
09/07/2024	Oregon St.	L 0-21	2	2	14	2	2	0	0	0	0	0	0	0	0	0
09/14/2024	California	L 10-31	5	4	28	4	2	2	0	1	1	0	0	0	0	0
09/28/2024	Central Mich.	L 21-22	4	4	19	2	1	1	2	2	2	0	0	0	0	0
10/05/2024	Hawaii	W 27-24	2	2	10	1	0	1	1	1	1	0	0	0	0	0
Totals 14 of 15 (93.3%)			15	14	85	11	6	5	3	4	0	0	0	0	0	0

2024 SAN DIEGO STATE GAME-BY-GAME STATISTICS

		Rushing				Receiving				Passing				Kick Returns				Punt Returns				tot		
Date	Opponent	no.	yds	td	lg	no.	yds	td	lg	cmp	att	int	yds	td	lg	no.	yds	td	lg	no.	yds	td	lg	off
08/31/2024	Tex. A&M-Commerce	40	254	2	47	22	214	2	44	22-33-0			214	2	44	3	46	0	44	2	3	0	3	468
09/07/2024	Oregon St.	25	72	0	10	11	107	0	35	11-24-0			107	0	35	0	0	0	0	2	4	0	5	179
09/14/2024	at California	35	110	0	17	14	166	1	40	14-30-2			166	1	40	1	10	0	11	2	-1	0	6	276
09/28/2024	at Central Mich.	45	118	1	47	14	246	2	43	14-23-0			246	2	43	1	0	0	0	1	0	0	0	364
10/05/2024	Hawaii	34	99	2	31	24	224	1	48	24-33-0			224	1	48	2	47	0	35	3	34	0	15	323
San Diego St.		179	653	5	47	85	957	6	48	85-143-2			957	6	48	7	103	0	44	10	40	0	15	1610
Opponents		198	813	6	60	107	1068	8	60	107-171-4			1068	8	60	11	168	0	22	8	59	0	14	1881

San Diego St. Averages

Games	Avg/ rush	Avg/ catch	Pass effic	KR avg	PR avg	All purpose avg/game	Total offense avg/game
5	3.6	11.3	126.7	14.7	4.0	376.2	322.0

Date	Opponent	Tackles			Sacks		Fumble		Pass Defense			blkd	PAT attempts			off		
		ua	a	total	tfl-yds	no-yds	ff	fr-yds	int-yds	qbh	brup	kick	kick	rush	rcv	saf	t/o	pts
08/31/2024	Tex. A&M-Commerce	47	18	65	8.0-47	5-15	2	2-0	1-45	2	3	0	4-5	1	0	0	13	45
09/07/2024	Oregon St.	52	24	76	2.0-5	0-0	1	0-0	0-0	3	1	0	0-0	0	0	0	0	0
09/14/2024	at California	34	36	70	7.0-32	6-30	0	0-0	1-20	0	3	0	1-1	0	0	0	0	10
09/28/2024	at Central Mich.	47	34	81	8.0-31	3-13	1	1-0	1-68	9	6	0	3-3	0	0	0	7	21
10/05/2024	Hawaii	41	16	57	8.0-38	5-34	0	0-0	1--5	1	4	0	3-3	0	0	0	7	27
San Diego St.		221	128	349	33.0-153	19-92	4	3-0	4-128	15	17	0	11-12	1	0	0	27	103
Opponents		188	134	322	37.0-143	12-80	1	1-0	2-0	16	14	1	11-12	0	1	0	7	112

Date	Opponent	Punting										Field Goals			Kickoffs				
		no.	yds	avg	long	blkd	tb	fc	50+	i20	md-att	long	blkd	no.	yds	avg	tb	ob	
08/31/2024	Tex. A&M-Commerce	3	110	36.7	40	0	0	1	0	0	1-2	50	0	8	474	59.3	2	1	
09/07/2024	Oregon St.	8	344	43.0	63	1	0	2	3	3	0-0	0	0	1	65	65.0	1	0	
09/14/2024	at California	6	274	45.7	54	0	2	2	2	2	1-1	29	0	3	143	47.7	1	0	
09/28/2024	at Central Mich.	5	236	47.2	52	0	2	0	1	2	0-2	0	0	4	240	60.0	2	0	
10/05/2024	Hawaii	5	238	47.6	65	0	0	1	2	2	2-2	43	0	6	364	60.7	1	0	
San Diego St.		27	1202	44.5	65	1	4	6	8	9	4-7	50	0	22	1286	58.5	7	1	
Opponents		22	877	39.9	56	0	1	8	1	4	5-9	48	0	24	1479	61.6	15	2	

2024 OPPONENT GAME-BY-GAME STATISTICS

		Rushing				Receiving				Passing				Kick Returns				Punt Returns				tot		
Date	Opponent	no.	yds	td	lg	no.	yds	td	lg	cmp	att	int	yds	td	lg	no.	yds	td	lg	no.	yds	td	lg	off
08/31/2024	Tex. A&M-Commerce	34	63	1	9	18	117	1	29	18-25-1	117	1	29	5	79	0	20	1	14	0	14		180	
09/07/2024	Oregon St.	51	237	2	23	17	183	1	41	17-27-0	183	1	41	0	0	0	0	3	21	0	10		420	
09/14/2024	at California	42	275	2	60	21	198	2	21	21-29-1	198	2	21	1	4	0	4	1	6	0	6		473	
09/28/2024	at Central Mich.	42	154	1	19	25	298	1	60	25-46-1	298	1	60	1	22	0	22	2	7	0	4		452	
10/05/2024	Hawaii	29	84	0	14	26	272	3	23	26-44-1	272	3	23	4	63	0	22	1	11	0	11		356	
Opponents		198	813	6	60	107	1068	8	60	107-171-4	1068	8	60	11	168	0	22	8	59	0	14		1881	
San Diego St.		179	653	5	47	85	957	6	48	85-143-2	957	6	48	7	103	0	44	10	40	0	15		1610	

Opponents Averages

Games	Avg/ rush	Avg/ catch	Pass effic	KR avg	PR avg	All purpose avg/game	Total offense avg/game
5	4.1	10.0	125.8	15.3	7.4	421.6	376.2

Date	Opponent	Tackles				Sacks	Fumble		Pass Defense				blkd	PAT attempts			off		
		ua	a	total	tfl-yds	no-yds	ff	fr-yds	int-yds	qbh	brup	kick	kick	rush	rcv	saf	t/o	pts	
08/31/2024	Tex. A&M-Commerce	43	36	79	7.0-30	2-17	0	0-0	0-0	5	2	0	0-1	0	1	0	0	14	
09/07/2024	Oregon St.	29	12	41	4.0-10	1-5	1	1-0	0-0	3	5	1	3-3	0	0	0	7	21	
09/14/2024	at California	29	34	63	6.0-30	3-21	0	0-0	2-0	4	4	0	4-4	0	0	0	0	31	
09/28/2024	at Central Mich.	39	34	73	10.0-34	4-23	0	0-0	0-0	3	3	0	1-1	0	0	0	0	22	
10/05/2024	Hawaii	48	18	66	10.0-39	2-14	0	0-0	0-0	1	0	0	3-3	0	0	0	0	24	
Opponents		188	134	322	37.0-143	12-80	1	1-0	2-0	16	14	1	11-12	0	1	0	7	112	
San Diego St.		221	128	349	33.0-153	19-92	4	3-0	4-128	15	17	0	11-12	1	0	0	27	103	

Date	Opponent	Punting										Field Goals			Kickoffs				
		no.	yds	avg	long	blkd	tb	fc	50+	120	md-att	long	blkd	no.	yds	avg	tb	ob	
08/31/2024	Tex. A&M-Commerce	6	253	42.2	46	0	0	3	0	1	0-0	0	0	3	177	59.0	0	0	
09/07/2024	Oregon St.	5	171	34.2	45	0	0	1	0	3	0-2	0	0	4	260	65.0	4	0	
09/14/2024	at California	3	133	44.3	47	0	0	1	0	0	1-3	48	0	6	397	66.2	5	0	
09/28/2024	at Central Mich.	5	183	36.6	46	0	1	3	0	0	3-3	46	0	6	356	59.3	4	1	
10/05/2024	Hawaii	3	137	45.7	56	0	0	0	1	0	1-1	30	0	5	289	57.8	2	1	
Opponents		22	877	39.9	56	0	1	8	1	4	5-9	48	0	24	1479	61.6	15	2	
San Diego St.		27	1202	44.5	65	1	4	6	8	9	4-7	50	0	22	1286	58.5	7	1	

2024 GAME-BY-GAME COMPARISON

Opponent	Score	First Downs				Rushing Number-Yards	Passing		Total Offense Plays-Yards	Return Yards	Turn- Overs
		Total	Rush	Pass	Pen		Comp-Att.-Int	Yards			
Tex. A&M-Commerce	45-14	23 / 17	12 / 7	8 / 3	3 / 7	40-254 / 34-63	22-33-0 / 18-25-1	214 / 117	73-468 / 59-180	94 / 93	0 / 3
Oregon St.	0-21	7 / 23	1 / 14	5 / 8	1 / 1	25-72 / 51-237	11-24-0 / 17-27-0	107 / 183	49-179 / 78-420	4 / 21	1 / 0
California	10-31	16 / 21	7 / 11	7 / 8	2 / 2	35-110 / 42-275	14-30-2 / 21-29-1	166 / 198	65-276 / 71-473	29 / 10	2 / 1
Central Mich.	21-22	21 / 26	6 / 10	11 / 14	4 / 2	45-118 / 42-154	14-23-0 / 25-46-1	246 / 298	68-364 / 88-452	68 / 29	0 / 2
Hawaii	27-24	19 / 24	5 / 8	12 / 13	2 / 3	34-99 / 29-84	24-33-0 / 26-44-1	224 / 272	67-323 / 73-356	76 / 74	0 / 1
Totals	103-112	86 / 111	31 / 50	43 / 46	12 / 15	179-653 / 198-813	85-143-2 / 107-171-4	957 / 1068	322-1610 / 369-1881	271 / 227	3 / 7

Opponents	3rd Down Conversion	4th Down Conversion	Time of Possession	TOP Margin	Avg Yds/Rush	Avg Yds/Pass	Avg Yds/Play	Punting Number-Avg	Penalties Number-Yards	Sacks
Tex. A&M-Commerce	6-15 / 4-12	2-4 / 1-2	28:32 / 31:28	-02:56	6.4 / 1.9	6.5 / 4.7	6.4 / 3.1	3-36.7 / 6-42.2	16-149.0 / 15-124.0	5 / 2
Oregon St.	2-12 / 9-19	0-1 / 2-3	18:53 / 41:07	-22:14	2.9 / 4.6	4.5 / 6.8	3.7 / 5.4	8-43.0 / 5-34.2	8-80.0 / 6-65.0	0 / 1
California	5-16 / 7-15	2-4 / 0-3	27:15 / 32:45	-05:30	3.1 / 6.5	5.5 / 6.8	4.2 / 6.7	6-45.7 / 3-44.3	15-120.0 / 12-113.0	6 / 3
Central Mich.	7-15 / 6-19	0-1 / 4-4	24:33 / 35:27	-10:54	2.6 / 3.7	10.7 / 6.5	5.4 / 5.1	5-47.2 / 5-36.6	4-36.0 / 5-37.0	3 / 4
Hawaii	6-16 / 8-14	3-3 / 1-2	29:04 / 30:56	-01:52	2.9 / 2.9	6.8 / 6.2	4.8 / 4.9	5-47.6 / 3-45.7	9-104.0 / 7-66.0	5 / 2
Totals	26-74 / 34-79	7-13 / 8-14	128:17 / 171:43	-43:26	3.6 / 4.1	6.7 / 6.2	5.0 / 5.1	27-44.5 / 22-39.9	52-489.0 / 45-405.0	19 / 12

Note: Game totals are displayed in the format TEAM/OPPONENT for each category

2024 GAME-BY-GAME RUSHING STATISTICS

#2 - Jaylon Armstead - RB

Date	Opponent	No.	Yds.	Avg.	TD	Lg.
A.31	Texas A&M-Commerce	5	9	1.8	0	7
S.7	Oregon State	7	18	2.6	0	7
S.14	at California	1	15	15.0	0	15
S.28	at Central Michigan	-did not play-				
O.5	Hawai'i*	-did not play-				
O.12	at Wyoming*					
O.26	Washington State					
N.1	at Boise State*					
N.8	New Mexico*					
N.16	at UNLV*					
N.23	at Utah State*					
N.30	Air Force*					
2024 Totals		13	42	3.2	0	15
2023		103	448	4.4	8	48
2022		52	313	6.0	2	61
2021		24	75	3.1	0	8
2020		1	5	5.0	0	5
CAREER (34-4 GP-GS)		193	883	4.6	10	61

* - Mountain West game.

#23 - Kenan Christon - RB

Date	Opponent	No.	Yds.	Avg.	TD	Lg.
A.31	Texas A&M-Commerce	-out; injury-				
S.7	Oregon State	-out; injury-				
S.14	at California	-out; injury-				
S.28	at Central Michigan	-out; injury-				
O.5	Hawai'i*	-out; injury-				
O.12	at Wyoming*					
O.26	Washington State					
N.1	at Boise State*					
N.8	New Mexico*					
N.16	at UNLV*					
N.23	at Utah State*					
N.30	Air Force*					
2024 Totals		-	-	-	-	-
2023		96	378	3.9	0	39
2022		71	261	3.7	1	49
2021^		0	0	0.0	0	0
2020^		10	70	7.0	0	47
2019^		68	373	5.5	2	55
CAREER (38-13 GP-GS)		245	1,110	4.5	3	55

* - Mountain West game. ^ - at USC.

#15 - Marquez Cooper - RB

Date	Opponent	No.	Yds.	Avg.	TD	Lg.
A.31	Texas A&M-Commerce	27	223	8.3	2	47
S.7	Oregon State	13	53	4.1	0	10
S.14	at California	22	87	4.0	0	17
S.28	at Central Michigan	34	111	3.3	1	47
O.5	Hawai'i*	30	109	3.6	2	31
O.12	at Wyoming*					
O.26	Washington State					
N.1	at Boise State*					
N.8	New Mexico*					
N.16	at UNLV*					
N.23	at Utah State*					
N.30	Air Force*					
2024 Totals		126	583	4.6	5	47
2023%		227	1,043	4.6	4	39
2022^		285	1,326	4.7	13	46
2021^		241	1,205	5.0	11	66
2020^		56	282	5.0	5	19
CAREER (47-46 GP-GS)		935	4,439	4.8	38	66

* - Mountain West game. % - at Ball State. ^ - at Kent State

#29 - Cam Davis - RB

Date	Opponent	No.	Yds.	Avg.	TD	Lg.
A.31	Texas A&M-Commerce	-did not play-				
S.7	Oregon State	-did not play-				
S.14	at California	-did not play-				
S.28	at Central Michigan	1	4	4.0	0	4
O.5	Hawai'i*	-did not play-				
O.12	at Wyoming*					
O.26	Washington State					
N.1	at Boise State*					
N.8	New Mexico*					
N.16	at UNLV*					
N.23	at Utah State*					
N.30	Air Force*					
2024 Totals		1	4	4.0	0	4
2023		52	225	4.3	0	25
2022		46	151	3.3	1	17
2021		0	0	0.0	0	0
CAREER (28-1 GP-GS)		99	380	3.8	1	25

* - Mountain West game.

#10 - AJ Duffy - QB

Date	Opponent	No.	Yds.	Avg.	TD	Lg.
A.31	Texas A&M-Commerce	-did not play-				
S.7	Oregon State	-did not play-				
S.14	at California	-did not play-				
S.28	at Central Michigan	-did not play-				
O.5	Hawai'i*	-did not play-				
O.12	at Wyoming*					
O.26	Washington State					
N.1	at Boise State*					
N.8	New Mexico*					
N.16	at UNLV*					
N.23	at Utah State*					
N.30	Air Force*					
2024 Totals		-	-	-	-	-
2023		1	5	5.0	0	5
2022		3	5	1.7	0	9
CAREER (4-0 GP-GS)		4	10	2.5	0	9

* - Mountain West game.

#5 - Danny O'Neil - QB

Date	Opponent	No.	Yds.	Avg.	TD	Lg.
A.31	Texas A&M-Commerce	5	18	3.6	0	28
S.7	Oregon State	5	1	0.2	0	4
S.14	at California	-out; injury-				
S.28	at Central Michigan	9	7	0.8	0	9
O.5	Hawai'i*	4	-10	-2.5	0	3
O.12	at Wyoming*					
O.26	Washington State					
N.1	at Boise State*					
N.8	New Mexico*					
N.16	at UNLV*					
N.23	at Utah State*					
N.30	Air Force*					
2024 Totals		23	16	0.7	0	28
CAREER (4-4 GP-GS)		23	16	0.7	0	28

* - Mountain West game.

#3 - Ja'Shaun Poke - WR

Date	Opponent	No.	Yds.	Avg.	TD	Lng.
A.31	Texas A&M-Commerce	1	-6	-6.0	0	0
S.7	Oregon State	0	0	0.0	0	0
S.14	at California	0	0	0.0	0	0
S.28	at Central Michigan	1	-4	-4.0	0	0
O.5	Hawai'i*	0	0	0.0	0	0
O.12	at Wyoming*					
O.26	Washington State					
N.1	at Boise State*					
N.8	New Mexico*					
N.16	at UNLV*					
N.23	at Utah State*					
N.30	Air Force*					
2024 Totals		2	-10	-5.0	0	0
2023%		0	0	0.0	0	0
2022^		2	7	3.5	1	10
2021^		7	40	5.7	0	25
2020^		3	1	0.3	0	7
2019^		1	18	18.0	0	18
CAREER (42-22 GP-GS)		15	56	3.7	1	25

* - Mountain West game. % - at West Virginia. ^ - at Kent State.

#7 - Lucky Sutton - RB

Date	Opponent	No.	Yds.	Avg.	TD	Lg.
A.31	Texas A&M-Commerce	1	3	3.0	0	3
S.7	Oregon State	-did not play-				
S.14	at California	3	15	5.0	0	9
S.28	at Central Michigan	-did not play-				
O.5	Hawai'i*	-did not play-				
O.12	at Wyoming*					
O.26	Washington State					
N.1	at Boise State*					
N.8	New Mexico*					
N.16	at UNLV*					
N.23	at Utah State*					
N.30	Air Force*					
2024 Totals		4	18	4.5	0	9
2023		30	157	5.2	2	62
2022		2	8	4.0	0	4
CAREER (8-0 GP-GS)		36	183	5.1	2	62

* - Mountain West game.

#6 - Javance Tupou'ata-Johnson - QB

Date	Opponent	No.	Yds.	Avg.	TD	Lg.
A.31	Texas A&M-Commerce	1	7	7.0	0	7
S.7	Oregon State	-did not play-				
S.14	at California	8	-2	-0.2	0	13
S.28	at Central Michigan	-did not play-				
O.5	Hawai'i*	-did not play-				
O.12	at Wyoming*					
O.26	Washington State					
N.1	at Boise State*					
N.8	New Mexico*					
N.16	at UNLV*					
N.23	at Utah State*					
N.30	Air Force*					
2024 Totals		9	5	0.6	0	13
CAREER (2-1 GP-GS)		9	5	0.6	0	13

*. Mountain West game.

2024 GAME-BY-GAME RECEIVING STATISTICS

#2 - Jaylon Armstead - RB

Date	Opponent	Rec.	Yds.	Avg.	TD	Lng.
A.31	Texas A&M-Commerce	0	0	0.0	0	0
S.7	Oregon State	0	0	0.0	0	0
S.14	at California	1	6	6.0	0	6
S.28	at Central Michigan	-did not play-				
O.5	Hawai'i*	-did not play-				
O.12	at Wyoming*					
O.26	Washington State					
N.1	at Boise State*					
N.8	New Mexico*					
N.16	at UNLV*					
N.23	at Utah State*					
N.30	Air Force*					
2024 Totals		1	6	6.0	0	6
2023		3	16	5.3	0	7
2022		0	0	0	0	0
2021		0	0	0	0	0
2020		0	0	0	0	0
CAREER (34-4 GP-GS)		4	22	5.5	0	7

* - Mountain West game.

#23 - Kenan Christon - RB

Date	Opponent	No.	Yds.	Avg.	TD	Lg.
A.31	Texas A&M-Commerce	-out; injured-				
S.7	Oregon State	-out; injured-				
S.14	at California	-out; injured-				
S.28	at Central Michigan	-out; injured-				
O.5	Hawai'i*	-out; injured-				
O.12	at Wyoming*					
O.26	Washington State					
N.1	at Boise State*					
N.8	New Mexico*					
N.16	at UNLV*					
N.23	at Utah State*					
N.30	Air Force*					
2024 Totals		-	-	-	-	-
2023		29	201	6.9	1	16
2022		9	207	23.0	2	73
2021^		0	0	0.0	0	0
2020^		2	0	0.0	0	0
2019^		11	126	11.5	3	58
CAREER (38-13 GP-GS)		51	534	10.4	6	73

* - Mountain West game. ^ - at USC.

#87 - Michael Harrison - TE

Date	Opponent	Rec.	Yds.	Avg.	TD	Lng.
A.31	Texas A&M-Commerce	3	22	7.3	0	9
S.7	Oregon State	1	2	2.0	0	2
S.14	at California	1	15	15.0	0	15
S.28	at Central Michigan	0	0	0.0	0	0
O.5	Hawai'i*	0	0	0.0	0	0
O.12	at Wyoming*					
O.26	Washington State					
N.1	at Boise State*					
N.8	New Mexico*					
N.16	at UNLV*					
N.23	at Utah State*					
N.30	Air Force*					
2024 Totals		5	39	7.8	0	15
2023^		31	284	9.2	5	25
2022^		2	12	6.0	0	9
2021^		0	0	0.0	0	0
2020^		0	0	0.0	0	0
CAREER (41-6 GP-GS)		38	335	8.8	5	25

* - Mountain West game. ^ - at Colorado.

#11 - Nate Bennett - WR

Date	Opponent	Rec.	Yds.	Avg.	TD	Lng.
A.31	Texas A&M-Commerce	0	0	0.0	0	0
S.7	Oregon State	1	5	5.0	0	5
S.14	at California	1	11	11.0	0	11
S.28	at Central Michigan	1	34	34.0	0	34
O.5	Hawai'i*	4	74	18.5	0	48
O.12	at Wyoming*					
O.26	Washington State					
N.1	at Boise State*					
N.8	New Mexico*					
N.16	at UNLV*					
N.23	at Utah State*					
N.30	Air Force*					
2024 Totals		7	124	17.7	0	48
2023^		14	169	12.1	0	31
2022^		47	517	11.0	0	48
2021^		49	605	12.3	4	44
CAREER (38-36 GP-GS)		118	1,426	12.1	4	48

* - Mountain West game. ^ - at Portland State.

#15 - Marquez Cooper - RB

Date	Opponent	No.	Yds.	Avg.	TD	Lg.
A.31	Texas A&M-Commerce	3	10	3.3	0	9
S.7	Oregon State	2	19	9.5	0	21
S.14	at California	1	1	1.0	0	1
S.28	at Central Michigan	0	0	0.0	0	0
O.5	Hawai'i*	4	28	7.0	0	12
O.12	at Wyoming*					
O.26	Washington State					
N.1	at Boise State*					
N.8	New Mexico*					
N.16	at UNLV*					
N.23	at Utah State*					
N.30	Air Force*					
2024 Totals		10	58	5.8	0	21
2023%		19	164	8.6	0	26
2022^		8	94	11.8	0	27
2021^		10	95	9.5	0	20
2020^		1	14	14.0	0	14
CAREER (47-46 GP-GS)		44	397	9.0	0	27

* - Mountain West game. % - at Ball State. ^ - at Kent State

#19 - Jordan Napier - WR

Date	Opponent	Rec.	Yds.	Avg.	TD	Lng.
A.31	Texas A&M-Commerce	3	40	13.3	1	29
S.7	Oregon State	0	0	0.0	0	0
S.14	at California	2	53	26.5	1	40
S.28	at Central Michigan	0	0	0.0	0	0
O.5	Hawai'i*	5	41	8.2	0	19
O.12	at Wyoming*					
O.26	Washington State					
N.1	at Boise State*					
N.8	New Mexico*					
N.16	at UNLV*					
N.23	at Utah State*					
N.30	Air Force*					
2024 Totals		10	134	13.4	2	40
2023		1	-2	-2.0	0	-2
CAREER (9-0 GP-GS)		11	132	12.0	2	40

* - Mountain West game.

#4 - Louis Brown IV - WR

Date	Opponent	Rec.	Yds.	Avg.	TD	Lng.
A.31	Texas A&M-Commerce	3	91	30.3	1	44
S.7	Oregon State	2	45	22.5	0	35
S.14	at California	3	24	8.0	0	10
S.28	at Central Michigan	8	149	18.6	0	43
O.5	Hawai'i*	5	40	8.0	1	16
O.12	at Wyoming*					
O.26	Washington State					
N.1	at Boise State*					
N.8	New Mexico*					
N.16	at UNLV*					
N.23	at Utah State*					
N.30	Air Force*					
2024 Totals		21	349	16.6	2	44
2023^		47	481	10.2	5	46
2022^		12	98	8.2	0	24
CAREER (27-14 GP-GS)		80	928	11.6	7	46

* - Mountain West game. ^ - at Colorado State.

#29 - Cam Davis - RB

Date	Opponent	No.	Yds.	Avg.	TD	Lg.
A.31	Texas A&M-Commerce	-did not play-				
S.7	Oregon State	-did not play-				
S.14	at California	-did not play-				
S.28	at Central Michigan	0	0	0	0	0
O.5	Hawai'i*	-did not play-				
O.12	at Wyoming*					
O.26	Washington State					
N.1	at Boise State*					
N.8	New Mexico*					
N.16	at UNLV*					
N.23	at Utah State*					
N.30	Air Force*					
2024 Totals		0	0	0	0	0
2023		16	53	3.3	0	16
2022		4	10	2.5	0	6
2021		0	0	0.0	0	0
CAREER (28-1 GP-GS)		20	63	3.2	0	16

* - Mountain West game.

#3 - Ja'Shaun Poke - WR

Date	Opponent	Rec.	Yds.	Avg.	TD	Lng.
A.31	Texas A&M-Commerce	6	30	5.0	0	9
S.7	Oregon State	3	25	8.3	0	9
S.14	at California	1	14	14.0	0	14
S.28	at Central Michigan	2	23	11.5	0	13
O.5	Hawai'i*	4	38	9.5	0	15
O.12	at Wyoming*					
O.26	Washington State					
N.1	at Boise State*					
N.8	New Mexico*					
N.16	at UNLV*					
N.23	at Utah State*					
N.30	Air Force*					
2024 Totals		16	130	8.1	0	15
2023%		2	11	5.5	0	11
2022^		31	362	11.7	1	46
2021^		26	315	12.1	1	42
2020^		21	326	15.5	3	55
2019^		3	30	10.0	0	12
CAREER (42-22 GP-GS)		99	1,174	11.9	5	55

* - Mountain West game. % - at West Virginia. ^ - at Kent State.

2024 GAME-BY-GAME RECEIVING STATISTICS

#83 - Mekhi Shaw - WR

Date	Opponent	Rec.	Yds.	Avg.	TD	Lng.
A.31	Texas A&M-Commerce	0	0	0.0	0	0
S.7	Oregon State	0	0	0.0	0	0
S.14	at California	0	0	0.0	0	0
S.28	at Central Michigan	0	0	0.0	0	0
O.5	Hawai'i*	1	-2	-2.0	0	0
O.12	at Wyoming*					
O.26	Washington State					
N.1	at Boise State*					
N.8	New Mexico*					
N.16	at UNLV*					
N.23	at Utah State*					
N.30	Air Force*					
2024 Totals		1	-2	-2.0	0	0
2023		28	375	13.4	2	69
2022		29	349	12.0	3	51
2021		4	42	10.5	0	15
CAREER (39-13 GP-GS)		62	764	12.3	5	69

*. Mountain West game.

#14 - Phillippe Wesley - WR

Date	Opponent	Rec.	Yds.	Avg.	TD	Lng.
A.31	Texas A&M-Commerce	-	-	-	-	-
S.7	Oregon State	-	-	-	-	-
S.14	at California	-	-	-	-	-
S.28	at Central Michigan	-	-	-	-	-
O.5	Hawai'i*	-	-	-	-	-
O.12	at Wyoming*					
O.26	Washington State					
N.1	at Boise State*					
N.8	New Mexico*					
N.16	at UNLV*					
N.23	at Utah State*					
N.30	Air Force*					
2024 Totals		-	-	-	-	-
2023		11	124	11.3	0	17
2022		1	9	9.0	0	9
CAREER (12-3 GP-GS)		4	133	11.1	0	17

*. Mountain West game.

#18 - Jude Wolfe - TE

Date	Opponent	Rec.	Yds.	Avg.	TD	Lng.
A.31	Texas A&M-Commerce	3	14	4.7	0	6
S.7	Oregon State	1	4	4.0	0	4
S.14	at California	3	32	10.7	0	18
S.28	at Central Michigan	3	40	13.3	2	26
O.5	Hawai'i*	1	5	5.0	0	5
O.12	at Wyoming*					
O.26	Washington State					
N.1	at Boise State*					
N.8	New Mexico*					
N.16	at UNLV*					
N.23	at Utah State*					
N.30	Air Force*					
2024 Totals		11	95	8.6	2	26
2023^		2	5	2.5	1	3
2022^		0	0	0.0	0	0
2021^		8	56	7.0	0	18
2020^		2	5	2.5	0	4
2019^		0	0	0.0	0	0
CAREER (38-5)		23	161	7.0	3	26

*. Mountain West game. ^ - at USC.

2024 GAME-BY-GAME PASSING STATISTICS

#9 - Kyle Crum - QB

Date	Opponent	Cmp.	Att.	Pct.	Int.	TD	Yds.	Rtg.
A.31	Texas A&M-Commerce	-did not play-						
S.7	Oregon State	-did not play-						
S.14	at California	-did not play-						
S.28	at Central Michigan	-did not play-						
O.5	Hawai'i*							
O.12	at Wyoming*							
O.26	Washington State							
N.1	at Boise State*							
N.8	New Mexico*							
N.16	at UNLV*							
N.23	at Utah State*							
N.30	Air Force*							
2024 Totals		-	-	-	-	-	-	-
2023		0	0	0.0	0	0	0	0.00
2022		5	17	29.4	1	1	53	63.25
CAREER (3-0 GP-GS)		5	17	29.4	1	1	53	63.25

*- Mountain West game.

#10 - AJ Duffy - QB

Date	Opponent	Cmp.	Att.	Pct.	Int.	TD	Yds.	Rtg.
A.31	Texas A&M-Commerce	-did not play-						
S.7	Oregon State	-did not play-						
S.14	at California	-did not play-						
S.28	at Central Michigan	-did not play-						
O.5	Hawai'i*	-did not play-						
O.12	at Wyoming*							
O.26	Washington State							
N.1	at Boise State*							
N.8	New Mexico*							
N.16	at UNLV*							
N.23	at Utah State*							
N.30	Air Force*							
2024 Totals								
2023		0	0	0.0	0	0	0	0.00
2022		2	7	28.6	0	1	26	106.91
CAREER (4-0 GP-GS)		2	7	28.6	0	1	26	106.91

*- Mountain West game.

#5 - Danny O'Neil - QB

Date	Opponent	Cmp.	Att.	Pct.	Int.	TD	Yds.	Rtg.
A.31	Texas A&M-Commerce	22	33	66.7	0	2	214	141.14
S.7	Oregon State	11	24	45.8	0	0	107	83.28
S.14	at California	-out; injury-						
S.28	at Central Michigan	14	23	60.9	0	2	246	179.41
O.5	Hawai'i*	24	33	72.7	0	1	224	139.75
O.12	at Wyoming*							
O.26	Washington State							
N.1	at Boise State*							
N.8	New Mexico*							
N.16	at UNLV*							
N.23	at Utah State*							
N.30	Air Force*							
2024 Totals		71	113	62.8	0	5	791	136.23
CAREER (4-4 GP-GS)		71	113	62.8	0	5	791	136.23

*- Mountain West game.

#6 - Javance Tupou'ata-Johnson - QB

Date	Opponent	Cmp.	Att.	Pct.	Int.	TD	Yds.	Rtg.
A.31	Texas A&M-Commerce	0	0	0.0	0	0	0	0.0
S.7	Oregon State	-did not play-						
S.14	at California	13	29	44.8	2	1	156	87.60
S.28	at Central Michigan	-did not play-						
O.5	Hawai'i*	-did not play-						
O.12	at Wyoming*							
O.26	Washington State							
N.1	at Boise State*							
N.8	New Mexico*							
N.16	at UNLV*							
N.23	at Utah State*							
N.30	Air Force*							
2024 Totals		13	29	44.8	2	1	156	87.60
2023		0	0	0.0	0	0	0	0.00
CAREER (2-1 GP-GS)		13	29	44.8	2	1	156	87.60

*- Mountain West game.

2024 GAME-BY-GAME KICK/PUNT RETURN STATISTICS

#4 - Louis Brown IV - WR/KR

Date	Opponent	Rec.	Yds.	Avg.	TD	Lg.
A.31	Texas A&M-Commerce	0	0	0.0	0	0
S.7	Oregon State	0	0	0.0	0	0
S.14	at California	0	0	0.0	0	0
S.28	at Central Michigan	0	0	0.0	0	0
O.5	Hawai'i*	0	0	0.0	0	0
O.12	at Wyoming*					
O.26	Washington State					
N.1	at Boise State*					
N.8	New Mexico*					
N.16	at UNLV*					
N.23	at Utah State*					
N.30	Air Force*					
2024 Totals		0	0	0.0	0	0
2023^		9	173	19.2	0	32
2022^		0	0	0	0	0
CAREER		9	173	19.2	0	32

* - Mountain West game. ^ - at Colorado State.

#23 - Kenan Christon - RB/KR

Date	Opponent	No.	Yds.	Avg.	TD	Lg.
A.31	Texas A&M-Commerce	-out; injury-				
S.7	Oregon State	-out; injury-				
S.14	at California	-out; injury-				
S.28	at Central Michigan	-out; injury-				
O.5	Hawai'i*					
O.12	at Wyoming*					
O.26	Washington State					
N.1	at Boise State*					
N.8	New Mexico*					
N.16	at UNLV*					
N.23	at Utah State*					
N.30	Air Force*					
2024 Totals		15	331	22.1	0	71
2023		3	36	12.0	0	21
2021^		1	17	17.0	0	17
2020^		0	0	0.0	0	0
2019^		1	20	20.0	0	20
CAREER		20	404	20.2	0	71

* - Mountain West game. ^ - at USC.

#15 - Marquez Cooper - RB/KR

Date	Opponent	No.	Yds.	Avg.	TD	Lg.
A.31	Texas A&M-Commerce	0	0	0.0	0	0
S.7	Oregon State	0	0	0.0	0	0
S.14	at California	0	0	0.0	0	0
S.28	at Central Michigan	0	0	0.0	0	0
O.5	Hawai'i*	0	0	0.0	0	0
O.12	at Wyoming*					
O.26	Washington State					
N.1	at Boise State*					
N.8	New Mexico*					
N.16	at UNLV*					
N.23	at Utah State*					
N.30	Air Force*					
2024 Totals		0	0	0.0	0	0
2023%		0	0	0.0	0	0
2022^		9	196	21.9	0	39
2021^		2	48	24.0	0	24
2020^		0	0	0.0	0	0
CAREER		11	244	22.2	0	39

* - Mountain West game. % - at Ball State. ^ - at Kent State

#29 - Cam Davis - RB/KR

Date	Opponent	No.	Yds.	Avg.	TD	Lg.
A.31	Texas A&M-Commerce	-did not play-				
S.7	Oregon State	-did not play-				
S.14	at California	0	0	0.0	0	0
S.28	at Central Michigan	-did not play-				
O.5	Hawai'i*					
O.12	at Wyoming*					
O.26	Washington State					
N.1	at Boise State*					
N.8	New Mexico*					
N.16	at UNLV*					
N.23	at Utah State*					
N.30	Air Force*					
2024 Totals		2	32	16.0	0	21
2023		1	27	27.0	0	27
2021		0	0	0.0	0	0
CAREER		3	59	19.7	0	27

* - Mountain West game.

#3 - Ja'Shaun Poke - WR/KR

Date	Opponent	No.	Yds.	Avg.	TD	Lg.
A.31	Texas A&M-Commerce	3	46	15.3	0	44
S.7	Oregon State	0	0	0.0	0	0
S.14	at California	1	11	11.0	0	11
S.28	at Central Michigan	0	0	0.0	0	0
O.5	Hawai'i*	1	35	35.0	0	35
O.12	at Wyoming*					
O.26	Washington State					
N.1	at Boise State*					
N.8	New Mexico*					
N.16	at UNLV*					
N.23	at Utah State*					
N.30	Air Force*					
2024 Totals		5	92	18.4	0	44
2023%		0	0	0.0	0	0
2022^		15	411	27.4	0	46
2021^		24	565	23.5	0	50
2020^		4	101	25.3	0	39
2019^		1	33	33.0	0	33
CAREER		49	1,202	24.5	0	50

* - Mountain West game. % - at West Virginia. ^ - at Kent State.

#19 - Jordan Napier - WR/PR

Date	Opponent	No.	Yds.	Avg.	TD	Lg.
A.31	Texas A&M-Commerce	0	0	0.0	0	0
S.7	Oregon State	1	-1	-1.0	0	-1
S.14	at California	0	0	0.0	0	0
S.28	at Central Michigan	1	12	12.0	0	12
O.5	Hawai'i*					
O.12	at Wyoming*					
O.26	Washington State					
N.1	at Boise State*					
N.8	New Mexico*					
N.16	at UNLV*					
N.23	at Utah State*					
N.30	Air Force*					
2024 Totals		2	11	5.5	0	12
2023		0	0	0.0	0	0
CAREER		2	11	5.5	0	12

* - Mountain West game.

#83 - Mekhi Shaw - WR/PR

Date	Opponent	Rec.	Yds.	Avg.	TD	Lg.
A.31	Texas A&M-Commerce	0	0	0.0	0	0
S.7	Oregon State	1	5	5.0	0	5
S.14	at California	2	-1	-0.5	0	6
S.28	at Central Michigan	1	0	0.0	0	0
O.5	Hawai'i*	2	22	11.0	0	15
O.12	at Wyoming*					
O.26	Washington State					
N.1	at Boise State*					
N.8	New Mexico*					
N.16	at UNLV*					
N.23	at Utah State*					
N.30	Air Force*					
2024 Totals		6	26	4.3	0	15
2023		14	101	7.2	0	15
2022		2	-3	-1.5	0	0
2021		0	0	0.0	0	0
CAREER		22	124	5.6	0	15

* - Mountain West game.

#81 - Mikey Welsh - WR/PR

Date	Opponent	Rec.	Yds.	Avg.	TD	Lg.
A.31	Texas A&M-Commerce	2	3	1.5	0	3
S.7	Oregon State	-did not play-				
S.14	at California	-did not travel-				
S.28	at Central Michigan	-did not travel-				
O.5	Hawai'i*	-did not play-				
O.12	at Wyoming*					
O.26	Washington State					
N.1	at Boise State*					
N.8	New Mexico*					
N.16	at UNLV*					
N.23	at Utah State*					
N.30	Air Force*					
2024 Totals		2	3	1.5	0	3
CAREER		2	3	1.5	0	3

* - Mountain West game.

2024 GAME-BY-GAME PUNTING STATISTICS

#13 - Tyler Pastula - P

Date	Opponent	No.	Yards	Avg.	Long	TB	FC	In.20	50+	Blk.	Net Yds.	Net Avg.
A.31	Texas A&M-Commerce	3	110	36.7	40	0	1	0	0	0	96	32.0
S.7	Oregon State	7	340	48.6	63	0	1	3	3	1	319	45.6
S.14	at California	6	274	45.7	54	2	2	2	2	0	228	38.0
S.28	at Central Michigan	5	236	47.2	52	2	3	2	1	0	189	37.8
O.5	Hawai'i*	5	238	47.6	65	0	1	2	2	0	227	45.4
O.12	at Wyoming*											
O.26	Washington State											
N.1	at Boise State*											
N.8	New Mexico*											
N.16	at UNLV*											
N.23	at Utah State*											
N.30	Air Force*											
2024 Totals		26	1,198	46.1	65	4	8	9	8	1	1,059	40.7
2023%		61	2,602	42.7	68	6	15	16	13	1	2,263	37.1
2022%		42	1,798	42.8	73	3	14	15	7	1	1,566	37.3
2021^		62	2,637	42.5	56	3	19	24	13	1	2,238	36.1
2020^		37	1,424	39.6	69	2	9	10	4	3	1,243	33.6
CAREER		227	9,659	42.6	73	16	64	74	45	7	8,369	36.9

* - Mountain West game. % - at Albany. ^ - at Delaware.

#39 - Eemil Herranen - P

Date	Opponent	No.	Yards	Avg.	Long	TB	FC	In.20	50+	Blk.	Net Yds.	Net Avg.
A.31	Texas A&M-Commerce	-did not play-										
S.7	Oregon State	-did not play-										
S.14	at California	-did not play-										
S.28	at Central Michigan	-did not play-										
O.5	Hawai'i*	-did not play-										
O.12	at Wyoming*											
O.26	Washington State											
N.1	at Boise State*											
N.8	New Mexico*											
N.16	at UNLV*											
N.23	at Utah State*											
N.30	Air Force*											
2024 Totals		-	-	-	-	-	-	-	-	-	-	-
2023^		22	856	38.9	52	0	5	3	2	0	845	38.4
2022^		50	2,089	41.8	63	2	11	7	8	0	1,633	32.7
CAREER		72	2,945	40.9	63	2	16	10	10	0	2,478	34.4

* - Mountain West game. ^ - at Northern Arizona.

2024 GAME-BY-GAME KICKING STATISTICS

#46 - Gabriel Plascencia - K

Date	Opponent	Extra Points			Field Goals				Total Pts.	Kickoffs				
		Made	Att.	Pct.	Made	Att.	Pct.	Long		No.	Yards	Avg.	TB	OB
A.31	Texas A&M-Commerce	0	1	0.0	1	2	50.0	50	3	5	278	55.6	0	1
S.7	Oregon State	0	0	0.0	0	0	0.0	0	0	1	65	65.0	1	0
S.14	at California	-did not play-			-did not play-					-did not play-				
S.28	at Central Michigan	0	0	0.0	0	0	0	0	0	4	240	60.0	2	0
O.5	Hawai'i*	3	3	100.0	2	2	100.0	43	9	6	364	60.7	1	0
O.12	at Wyoming*													
O.26	Washington State													
N.1	at Boise State*													
N.8	New Mexico*													
N.16	at UNLV*													
N.23	at Utah State*													
N.30	Air Force*													
2024 Totals		3	4	75.0	3	4	75.0	50	12	16	947	59.2	4	1
2023		2	3	66.7	4	4	100.0	46	14	16	992	62.0	2	1
CAREER		5	7	71.4	7	8	87.5	50	26	32	1,939	60.6	6	2

*- Mountain West game.

#20 - Nick Lopez - K

Date	Opponent	Extra Points			Field Goals				Total Pts.	Kickoffs				
		Made	Att.	Pct.	Made	Att.	Pct.	Long		No.	Yards	Avg.	TB	OB
A.31	Texas A&M-Commerce	4	4	100.0	0	0	0.0	0	4	3	196	65.3	2	0
S.7	Oregon State	-did not play-			-did not play-					-did not play-				
S.14	at California	1	1	100.0	1	1	100.0	29	4	3	143	47.7	1	0
S.28	at Central Michigan	3	3	100.0	0	2	0.0	0	3	0	0	0.0	0	0
O.5	Hawai'i*	-did not play-			-did not play-					-did not play-				
O.12	at Wyoming*													
O.26	Washington State													
N.1	at Boise State*													
N.8	New Mexico*													
N.16	at UNLV*													
N.23	at Utah State*													
N.30	Air Force*													
2024 Totals		8	8	100.0	1	3	33.3	29	11	6	339	56.5	3	0
2023%		11	11	100.0	1	1	100.0	40	3	0	0	0.0	0	0
2022^		0	0	0.0	0	0	0.0	0	0	0	0	0.0	0	0
2021^		0	0	0.0	1	1	100.0	34	3	3	183	61.0	2	0
2020^		0	0	0.0	0	0	0.0	0	0	0	0	0.0	0	0
CAREER		19	19	100.0	3	5	60.0	40	17	9	522	58.0	5	0

*- Mountain West game. % - at Louisville. ^ at California.

2024 GAME-BY-GAME DEFENSIVE STATISTICS

#99 - Tupu Alualu - DL

Date	Opponent	U	A	T	TFL	SK	INT	PBU	FF	FR
A.31	Texas A&M-Comm.	1	0	1	0.0	0.0	0	0	0	0
S.7	Oregon State	0	2	2	0.0	0.0	0	0	0	0
S.14	at California	1	2	3	1.5	1.5	0	0	0	0
S.28	at Central Mich.	0	1	1	0.0	0.0	0	0	0	0
O.5	Hawai'i*	0	0	0	0.0	0.0	0	0	0	0
O.12	at Wyoming*									
O.26	Washington St.									
N.1	at Boise State*									
N.8	New Mexico*									
N.16	at UNLV*									
N.23	at Utah State*									
N.30	Air Force*									
2024 Totals		2	5	7	1.5	1.5	0	0	0	0
2023		12	16	28	4.0	3.0	0	0	0	0
CAREER (17-12 GP-GS)		14	21	35	5.5	4.5	0	0	0	0

*- Mountain West game.

#42 - Brady Anderson - LB

Date	Opponent	U	A	T	TFL	SK	INT	PBU	FF	FR
A.31	Texas A&M-Comm.	2	0	2	1.0	1.0	0	0	0	0
S.7	Oregon State	1	0	1	0.0	0.0	0	0	0	0
S.14	at California	1	2	3	0.5	0.0	0	0	0	0
S.28	at Central Mich.	1	0	1	0.0	0.0	0	0	0	1
O.5	Hawai'i*	-did not play-								
O.12	at Wyoming*									
O.26	Washington St.									
N.1	at Boise State*									
N.8	New Mexico*									
N.16	at UNLV*									
N.23	at Utah State*									
N.30	Air Force*									
2024 Totals		5	2	7	1.5	1.0	0	0	0	1
2023		5	9	14	0.0	0.0	0	0	0	0
2022		1	0	1	0.0	0.0	0	0	0	0
2021		0	1	1	0.0	0.0	0	0	0	0
CAREER (31-1 GP-GS)		11	12	23	1.5	1.0	0	0	0	1

*- Mountain West game.

#31 - Jared Badie - EDGE

Date	Opponent	U	A	T	TFL	SK	INT	PBU	FF	FR
A.31	Texas A&M-Comm.	2	0	2	0.0	0.0	0	0	0	0
S.7	Oregon State	0	1	1	0.0	0.0	0	0	0	0
S.14	at California	-did not travel-								
S.28	at Central Mich.	-did not travel-								
O.5	Hawai'i*	-did not play-								
O.12	at Wyoming*									
O.26	Washington St.									
N.1	at Boise State*									
N.8	New Mexico*									
N.16	at UNLV*									
N.23	at Utah State*									
N.30	Air Force*									
2024 Totals		2	1	3	0.0	0.0	0	0	0	0
2023^		0	0	0	0.0	0.0	0	0	0	0
2022^		1	0	1	0.0	0.0	0	0	0	0
CAREER (9-0)		3	1	4	0.0	0.0	0	0	0	0

*- Mountain West game. ^ - at Illinois.

#90 - Sam Benjamin - DL

Date	Opponent	U	A	T	TFL	SK	INT	PBU	FF	FR
A.31	Texas A&M-Comm.	0	0	0	0.0	0.0	0	0	0	0
S.7	Oregon State	0	0	0	0.0	0.0	0	0	0	0
S.14	at California	0	0	0	0.0	0.0	0	0	0	0
S.28	at Central Mich.	1	0	1	0.0	0.0	0	0	0	0
O.5	Hawai'i*	0	0	0	0.0	0.0	0	0	0	0
O.12	at Wyoming*									
O.26	Washington St.									
N.1	at Boise State*									
N.8	New Mexico*									
N.16	at UNLV*									
N.23	at Utah State*									
N.30	Air Force*									
2024 Totals		1	0	1	0.0	0.0	0	0	0	0
2023%		0	2	2	0.5	0.0	0	0	0	0
2022^		6	8	14	2.0	0.5	0	3	0	0
CAREER (23-4 GP-GS)		7	10	17	2.5	0.5	0	3	0	0

*- Mountain West game. % - at Idaho State. ^ - at Arizona State.

#6 - Eric Butler - S

Date	Opponent	U	A	T	TFL	SK	INT	PBU	FF	FR
A.31	Texas A&M-Comm.	7	0	7	0.0	0.0	0	1	0	0
S.7	Oregon State	3	0	3	0.0	0.0	0	0	0	0
S.14	at California	2	2	4	0.0	0.0	0	0	0	0
S.28	at Central Mich.	5	2	7	1.0	0.0	0	1	0	0
O.5	Hawai'i*	0	1	1	0.0	0.0	0	0	0	0
O.12	at Wyoming*									
O.26	Washington St.									
N.1	at Boise State*									
N.8	New Mexico*									
N.16	at UNLV*									
N.23	at Utah State*									
N.30	Air Force*									
2024 Totals		17	5	22	1.0	0.0	0	2	0	0
2023		13	8	21	2.5	1.0	0	0	0	1
2022		3	4	7	0.0	0.0	0	0	0	0
CAREER (28-4 GP-GS)		33	17	50	3.5	1.0	0	2	0	1

*- Mountain West game.

#5 - Owen Chambliss - LB

Date	Opponent	U	A	T	TFL	SK	INT	PBU	FF	FR
A.31	Texas A&M-Comm.	0	2	2	0.0	0.0	0	0	0	0
S.7	Oregon State	4	3	7	0.0	0.0	0	0	0	0
S.14	at California	2	4	6	0.0	0.0	0	0	0	0
S.28	at Central Mich.	3	3	6	0.0	0.0	0	1	0	0
O.5	Hawai'i*	5	1	6	0.0	0.0	0	0	0	0
O.12	at Wyoming*									
O.26	Washington St.									
N.1	at Boise State*									
N.8	New Mexico*									
N.16	at UNLV*									
N.23	at Utah State*									
N.30	Air Force*									
2024 Totals		14	13	27	0.0	0.0	0	1	0	0
2023		1	0	1	0.0	0.0	0	0	0	0
CAREER (9-5 GP-GS)		10	12	22	0.0	0.0	0	1	0	0

*- Mountain West game.

#40 - Krishna Clay - DL

Date	Opponent	U	A	T	TFL	SK	INT	PBU	FF	FR
A.31	Texas A&M-Comm.	0	2	2	1.0	0.5	0	0	0	1
S.7	Oregon State	5	0	5	0.0	0.0	0	0	0	0
S.14	at California	0	3	3	0.5	0.5	0	0	0	0
S.28	at Central Mich.	2	0	2	0.0	0.0	0	0	0	0
O.5	Hawai'i*	2	1	3	0.0	0.0	0	0	0	0
O.12	at Wyoming*									
O.26	Washington St.									
N.1	at Boise State*									
N.8	New Mexico*									
N.16	at UNLV*									
N.23	at Utah State*									
N.30	Air Force*									
2024 Totals		9	6	15	1.5	1.0	0	0	0	1
CAREER (5-5 GP-GS)		9	6	15	1.5	1.0	0	0	0	1

*- Mountain West game.

#11 - JD Coffey III - S

Date	Opponent	U	A	T	TFL	SK	INT	PBU	FF	FR
A.31	Texas A&M-Comm.	1	1	2	0.0	0.0	1	0	0	0
S.7	Oregon State	3	1	4	0.0	0.0	0	0	0	0
S.14	at California	3	2	5	0.0	0.0	0	0	0	0
S.28	at Central Mich.	8	7	15	0.0	0.0	0	0	0	0
O.5	Hawai'i*	3	0	3	0.0	0.0	0	1	0	0
O.12	at Wyoming*									
O.26	Washington St.									
N.1	at Boise State*									
N.8	New Mexico*									
N.16	at UNLV*									
N.23	at Utah State*									
N.30	Air Force*									
2024 Totals		18	11	29	0.0	0.0	1	1	0	0
2023		10	2	12	0.0	0.0	0	1	0	0
2022^		3	3	6	0.0	0.0	0	0	0	0
2021^		2	3	5	0.0	0.0	0	0	0	0
CAREER (27-3 GP-GS)		33	19	52	0.0	0.0	1	2	0	0

*- Mountain West game. ^ - at Texas.

2024 GAME-BY-GAME DEFENSIVE STATISTICS

#97 - Darrion Dalton - DL

Date	Opponent	U	A	T	TFL	SK	INT	PBU	FF	FR
A.31	Texas A&M-Comm.	<i>-did not play-</i>								
S.7	Oregon State	2	1	3	0.0	0.0	0	0	0	0
S.14	at California	0	2	2	0.5	0.0	0	0	0	0
S.28	at Central Mich.	0	1	1	0.0	0.0	0	0	0	0
O.5	Hawai'i*	0	0	0	0.0	0.0	0	0	0	0
O.12	at Wyoming*									
O.26	Washington St.									
N.1	at Boise State*									
N.8	New Mexico*									
N.16	at UNLV*									
N.23	at Utah State*									
N.30	Air Force*									
2024 Totals		2	4	6	0.5	0.0	0	0	0	0
2023		6	3	9	0.0	0.0	0	1	0	0
2022		0	0	0	0.0	0.0	0	0	0	0
CAREER (16-0 GP-GS)		8	7	15	0.5	0.0	0	1	0	0

* - Mountain West game.

#22 - Max Garrison - S

Date	Opponent	U	A	T	TFL	SK	INT	PBU	FF	FR
A.31	Texas A&M-Comm.	1	0	1	0.0	0.0	0	0	0	0
S.7	Oregon State	0	0	0	0.0	0.0	0	0	0	0
S.14	at California	0	0	0	0.0	0.0	0	0	0	0
S.28	at Central Mich.	0	0	0	0.0	0.0	0	0	0	0
O.5	Hawai'i*	1	0	1	0.0	0.0	0	0	0	0
O.12	at Wyoming*									
O.26	Washington St.									
N.1	at Boise State*									
N.8	New Mexico*									
N.16	at UNLV*									
N.23	at Utah State*									
N.30	Air Force*									
2024 Totals		2	0	2	0.0	0.0	0	0	0	0
2023		2	0	2	0.0	0.0	0	0	0	0
2022		1	1	2	0.0	0.0	0	0	0	0
CAREER (21-0 GP-GS)		5	1	6	0.0	0.0	0	0	0	0

* - Mountain West game.

#96 - Ryan Henderson - EDGE

Date	Opponent	U	A	T	TFL	SK	INT	PBU	FF	FR
A.31	Texas A&M-Comm.	2	0	2	1.0	1.0	0	0	0	0
S.7	Oregon State	1	0	1	0.0	0.0	0	0	0	0
S.14	at California	1	1	2	0.0	0.0	0	0	0	0
S.28	at Central Mich.	0	1	1	0.0	0.0	0	0	0	0
O.5	Hawai'i*	0	0	0	0.0	0.0	0	0	0	0
O.12	at Wyoming*									
O.26	Washington St.									
N.1	at Boise State*									
N.8	New Mexico*									
N.16	at UNLV*									
N.23	at Utah State*									
N.30	Air Force*									
2024 Totals		4	2	6	1.0	1.0	0	0	0	0
2023		3	5	8	1.0	1.0	0	0	1	1
CAREER (14-1 GP-GS)		7	7	14	2.0	2.0	0	0	1	1

* - Mountain West game.

#56 - DJ Herman - LB

Date	Opponent	U	A	T	TFL	SK	INT	PBU	FF	FR
A.31	Texas A&M-Comm.	0	1	1	0.0	0.0	0	0	0	0
S.7	Oregon State	0	1	1	0.0	0.0	0	0	0	0
S.14	at California	1	0	1	0.0	0.0	0	0	0	0
S.28	at Central Mich.	2	0	2	0.0	0.0	0	0	0	0
O.5	Hawai'i*	3	1	4	1.0	0.0	0	1	0	0
O.12	at Wyoming*									
O.26	Washington St.									
N.1	at Boise State*									
N.8	New Mexico*									
N.16	at UNLV*									
N.23	at Utah State*									
N.30	Air Force*									
2024 Totals		6	3	9	1.0	0.0	0	1	0	0
2023		0	1	1	0.0	0.0	0	0	0	0
2022		2	1	3	0.0	0.0	0	0	0	0
CAREER (28-0 GP-GS)		8	5	13	1.0	0.0	0	1	0	0

* - Mountain West game.

#24 - Josh Hunter - S

Date	Opponent	U	A	T	TFL	SK	INT	PBU	FF	FR
A.31	Texas A&M-Comm.	5	0	5	0.0	0.0	0	0	0	0
S.7	Oregon State	1	0	1	1.0	0.0	0	0	0	0
S.14	at California	1	1	2	0.0	0.0	0	0	0	0
S.28	at Central Mich.	0	1	1	0.0	0.0	0	0	0	0
O.5	Hawai'i*	2	1	3	0.0	0.0	0	0	0	0
O.12	at Wyoming*									
O.26	Washington St.									
N.1	at Boise State*									
N.8	New Mexico*									
N.16	at UNLV*									
N.23	at Utah State*									
N.30	Air Force*									
2024 Totals		9	3	12	1.0	0.0	0	0	0	0
2023		26	12	38	1.0	0.0	0	2	0	0
2022		1	0	1	0.0	0.0	0	0	0	0
CAREER (18-5 GP-GS)		36	15	51	2.0	0.0	0	2	0	0

* - Mountain West game.

#1 - Chris Johnson - CB

Date	Opponent	U	A	T	TFL	SK	INT	PBU	FF	FR
A.31	Texas A&M-Comm.	1	0	1	0.0	0.0	0	0	1	0
S.7	Oregon State	7	2	9	0.0	0.0	0	1	1	0
S.14	at California	2	2	4	0.0	0.0	0	1	0	0
S.28	at Central Mich.	3	3	6	0.0	0.0	0	1	1	0
O.5	Hawai'i*	2	0	2	0.0	0.0	0	0	0	0
O.12	at Wyoming*									
O.26	Washington St.									
N.1	at Boise State*									
N.8	New Mexico*									
N.16	at UNLV*									
N.23	at Utah State*									
N.30	Air Force*									
2024 Totals		15	7	22	0.0	0.0	0	3	3	0
2023		15	15	30	0.0	0.0	1	2	1	0
2022		5	1	6	0.0	0.0	0	0	0	0
CAREER (29-5 GP-GS)		35	23	58	0.0	0.0	1	5	4	0

* - Mountain West game.

#33 - Ezekiel Larry - EDGE

Date	Opponent	U	A	T	TFL	SK	INT	PBU	FF	FR
A.31	Texas A&M-Comm.	1	0	1	0.0	0.0	0	0	0	0
S.7	Oregon State	0	0	0	0.0	0.0	0	0	0	0
S.14	at California	0	0	0	0.0	0.0	0	0	0	0
S.28	at Central Mich.	<i>-did not play-</i>								
O.5	Hawai'i*	0	1	1	0.0	0.0	0	0	0	0
O.12	at Wyoming*									
O.26	Washington St.									
N.1	at Boise State*									
N.8	New Mexico*									
N.16	at UNLV*									
N.23	at Utah State*									
N.30	Air Force*									
2024 Totals		1	1	2	0.0	0.0	0	0	0	0
2023[^]		10	3	13	7.0	6.0	0	1	0	0
CAREER (11-3 GP-GS)		11	4	15	7.0	6.0	0	1	0	0

* - Mountain West game. ^ - at Yale.

#21 - Tano Letuli - LB

Date	Opponent	U	A	T	TFL	SK	INT	PBU	FF	FR
A.31	Texas A&M-Comm.	5	3	8	0.5	0.0	0	0	0	1
O.7	Oregon State	5	2	7	0.0	0.0	0	0	0	0
S.14	at California	2	2	4	1.0	1.0	1	0	0	0
S.28	at Central Mich.	3	2	5	0.0	0.0	0	0	0	0
O.5	Hawai'i*	<i>-did not play; injury-</i>								
O.12	at Wyoming*									
O.26	Washington St.									
N.1	at Boise State*									
N.8	New Mexico*									
N.16	at UNLV*									
N.23	at Utah State*									
N.30	Air Force*									
2024 Totals		15	9	24	1.5	1.0	1	0	0	1
2023[^]		7	5	12	0.0	0.0	0	0	0	0
CAREER (15-4 GP-GS)		22	14	36	1.5	1.0	1	0	0	1

* - Mountain West game. ^ - at Army.

2024 GAME-BY-GAME DEFENSIVE STATISTICS

#32 - Marlem Louis - EDGE

Date	Opponent	U	A	T	TFL	SK	INT	PBU	FF	FR
A.31	Texas A&M-Comm.	1	0	1	1.0	1.0	0	0	0	0
S.7	Oregon State	2	0	2	0.0	0.0	0	0	0	0
S.14	at California	0	2	2	0.5	0.5	0	0	0	0
S.28	at Central Mich.	0	1	1	0.0	0.0	0	0	0	0
O.5	Hawai'i*	3	0	3	2.0	2.0	0	0	0	0
O.12	at Wyoming*									
O.26	Washington St.									
N.1	at Boise State*									
N.8	New Mexico*									
N.16	at UNLV*									
N.23	at Utah State*									
N.30	Air Force*									
2024 Totals		6	3	9	3.5	3.5	0	0	0	0
2023^		26	18	44	12.0	7.5	0	2	4	1
2022^		26	9	35	14.0	8.5	0	1	4	1
2021^		9	17	26	4.0	0.0	0	0	1	2
2020^		1	4	5	0.0	0.0	0	0	0	0
2019^		0	0	0	0.0	0.0	0	0	0	0
CAREER (49-29 GP-GS)		68	50	118	33.5	19.5	0	3	7	3

* - Mountain West game. ^ - at Richmond.

#17 - Deshawn McCuin - S

Date	Opponent	U	A	T	TFL	SK	INT	PBU	FF	FR
A.31	Texas A&M-Comm.	3	0	3	0.0	0.0	0	1	0	0
S.7	Oregon State	3	2	5	0.0	0.0	0	0	0	0
S.14	at California	2	0	2	0.0	0.0	0	0	0	0
S.28	at Central Mich.	1	2	3	1.0	0.0	0	2	0	0
O.5	Hawai'i*	0	0	0	0.0	0.0	0	1	0	0
O.12	at Wyoming*									
O.26	Washington St.									
N.1	at Boise State*									
N.8	New Mexico*									
N.16	at UNLV*									
N.23	at Utah State*									
N.30	Air Force*									
2024 Totals		9	4	13	1.0	0.0	0	4	0	0
2023		9	4	13	1.5	0.5	1	2	0	0
2022^		8	2	10	0.0	0.0	0	1	0	0
2021^		0	1	1	0.0	0.0	1	0	0	0
2020^		5	1	6	0.0	0.0	0	0	0	0
2019^		1	0	1	0.0	0.0	0	0	0	0
CAREER (38-6 GP-GS)		32	12	44	2.5	0.5	2	7	0	0

* - Mountain West game. ^ - at TCU.

#27 - Jelani McLaughlin - S

Date	Opponent	U	A	T	TFL	SK	INT	PBU	FF	FR
A.31	Texas A&M-Comm.	1	0	1	0.0	0.0	0	0	0	0
S.7	Oregon State	0	0	0	0.0	0.0	0	0	0	0
S.14	at California	0	0	0	0.0	0.0	0	0	0	0
S.28	at Central Mich.	0	0	0	0.0	0.0	0	0	0	0
O.5	Hawai'i*	0	1	1	0.0	0.0	0	0	0	0
O.12	at Wyoming*									
O.26	Washington St.									
N.1	at Boise State*									
N.8	New Mexico*									
N.16	at UNLV*									
N.23	at Utah State*									
N.30	Air Force*									
2024 Totals		1	1	2	0.0	0.0	0	0	0	0
CAREER (5-0 GP-GS)		1	1	2	0.0	0.0	0	0	0	0

* - Mountain West game.

#91 - Keion Mitchell - DL

Date	Opponent	U	A	T	TFL	SK	INT	PBU	FF	FR
A.31	Texas A&M-Comm.	0	0	0	0.0	0.0	0	0	0	0
S.7	Oregon State	0	0	0	0.0	0.0	0	0	0	0
S.14	at California	<i>-did not play-</i>								
S.28	at Central Mich.	0	0	0	0.0	0.0	0	0	0	0
O.5	Hawai'i*	<i>-did not play-</i>								
O.12	at Wyoming*									
O.26	Washington St.									
N.1	at Boise State*									
N.8	New Mexico*									
N.16	at UNLV*									
N.23	at Utah State*									
N.30	Air Force*									
2024 Totals		0	0	0	0.0	0.0	0	0	0	0
2023		5	4	9	1.0	1.0	0	0	0	0
2022		0	0	0	0.0	0.0	0	0	0	0
CAREER (15-0 GP-GS)		5	4	9	1.0	1.0	0	0	0	0

* - Mountain West game.

#58 - Cody Moon - LB

Date	Opponent	U	A	T	TFL	SK	INT	PBU	FF	FR
A.31	Texas A&M-Comm.	0	2	2	0.0	0.0	0	0	0	0
S.7	Oregon State	1	1	2	0.0	0.0	0	0	0	0
S.14	at California	1	1	2	0.0	0.0	0	0	0	0
S.28	at Central Mich.	0	0	0	0.0	0.0	0	0	0	0
O.5	Hawai'i*	2	1	3	0.0	0.0	0	0	0	0
O.12	at Wyoming*									
O.26	Washington St.									
N.1	at Boise State*									
N.8	New Mexico*									
N.16	at UNLV*									
N.23	at Utah State*									
N.30	Air Force*									
2024 Totals		4	5	9	0.0	0.0	0	0	0	0
2023		29	37	66	1.0	0.0	0	2	0	0
2022^		42	63	105	9.5	4.5	0	4	1	1
2021^		27	17	44	1.5	0.5	1	1	0	1
CAREER (41-14 GP-GS)		102	122	224	12.0	5.0	1	7	1	2

* - Mountain West game. ^ - at New Mexico.

#44 - Kyle Moretti - LB

Date	Opponent	U	A	T	TFL	SK	INT	PBU	FF	FR
A.31	Texas A&M-Comm.	2	0	2	0.0	0.0	0	0	0	0
S.7	Oregon State	2	1	3	0.0	0.0	0	0	0	0
S.14	at California	1	5	6	0.0	0.0	0	0	0	0
S.28	at Central Mich.	0	3	3	0.0	0.0	0	0	0	0
O.5	Hawai'i*	1	1	2	0.0	0.0	0	0	0	0
O.12	at Wyoming*									
O.26	Washington St.									
N.1	at Boise State*									
N.8	New Mexico*									
N.16	at UNLV*									
N.23	at Utah State*									
N.30	Air Force*									
2024 Totals		6	10	16	0.0	0.0	0	0	0	0
2023^		32	33	65	5.0	2.0	0	4	0	0
2022^		60	35	95	7.5	3.0	0	2	0	1
2021^		24	23	47	4.0	1.0	0	1	1	0
CAREER (39-23 GP-GS)		122	101	223	16.5	6.0	0	7	1	1

* - Mountain West game. ^ - at Central Michigan.

#93 - Brady Nassar - EDGE

Date	Opponent	U	A	T	TFL	SK	INT	PBU	FF	FR
A.31	Texas A&M-Comm.	1	0	1	0.0	0.0	0	0	0	0
S.7	Oregon State	0	0	0	0.0	0.0	0	0	0	0
S.14	at California	0	0	0	0.0	0.0	0	0	0	0
S.28	at Central Mich.	1	1	2	0.0	0.0	0	0	0	0
O.5	Hawai'i*	0	1	1	0.0	0.0	0	0	0	0
O.12	at Wyoming*									
O.26	Washington St.									
N.1	at Boise State*									
N.8	New Mexico*									
N.16	at UNLV*									
N.23	at Utah State*									
N.30	Air Force*									
2024 Totals		2	2	4	0.0	0.0	0	0	0	0
2023		5	1	6	0.0	0.0	0	0	0	0
CAREER (15-2 GP-GS)		7	3	10	0.0	0.0	0	0	0	0

* - Mountain West game.

2024 GAME-BY-GAME DEFENSIVE STATISTICS

#7 - William Nimmo Jr. - S

Date	Opponent	U	A	T	TFL	SK	INT	PBU	FF	FR
A.31	Texas A&M-Comm.	2	0	2	0.0	0.0	0	0	0	0
S.7	Oregon State	0	2	2	0.0	0.0	0	0	0	0
S.14	at California	3	0	3	0.0	0.0	0	0	0	0
S.28	at Central Mich.	5	1	6	0.0	0.0	0	0	0	0
0.5	Hawai'i*	2	2	4	0.0	0.0	0	0	0	0
0.12	at Wyoming*									
0.26	Washington St.									
N.1	at Boise State*									
N.8	New Mexico*									
N.16	at UNLV*									
N.23	at Utah State*									
N.30	Air Force*									
2024 Totals		12	5	17	0.0	0.0	0	0	0	0
2023^		11	10	21	2.0	0.0	0	0	0	0
2022^		7	3	10	0.0	0.0	0	1	0	0
2021^		1	0	1	0.0	0.0	0	0	0	0
2020^		3	2	5	0.0	0.0	0	0	0	0
CAREER (41-2 GP-GS)		34	20	54	2.0	0.0	0	1	0	0

* - Mountain West game. ^ - at UCLA.

#30 - Dominic Oliver - EDGE

Date	Opponent	U	A	T	TFL	SK	INT	PBU	FF	FR
A.31	Texas A&M-Comm.	0	2	2	0.0	0.0	0	0	0	0
S.7	Oregon State	1	0	1	0.0	0.0	0	0	0	0
S.14	at California	0	1	1	0.0	0.0	0	0	0	0
S.28	at Central Mich.	2	0	2	2.0	0.0	0	0	0	0
0.5	Hawai'i*	0	1	1	0.0	0.0	0	0	0	0
0.12	at Wyoming*									
0.26	Washington St.									
N.1	at Boise State*									
N.8	New Mexico*									
N.16	at UNLV*									
N.23	at Utah State*									
N.30	Air Force*									
2024 Totals		3	4	7	2.0	0.0	0	0	0	0
2023		1	1	2	1.0	1.0	0	0	0	0
2022		1	0	1	0.0	0.0	0	0	0	0
CAREER (26-1 GP-GS)		5	5	10	3.0	1.0	0	0	0	0

* - Mountain West game. ^ - at Richmond.

#0 - Bryce Phillips - CB

Date	Opponent	U	A	T	TFL	SK	INT	PBU	FF	FR
A.31	Texas A&M-Comm.	2	0	2	1.0	0.0	0	0	0	0
S.7	Oregon State	3	1	4	1.0	0.0	0	0	0	0
S.14	at California	1	2	3	0.0	0.0	0	0	0	0
S.28	at Central Mich.	4	0	4	0.0	0.0	1	0	0	0
0.5	Hawai'i*	1	0	1	1.0	0.0	0	0	0	0
0.12	at Wyoming*									
0.26	Washington St.									
N.1	at Boise State*									
N.8	New Mexico*									
N.16	at UNLV*									
N.23	at Utah State*									
N.30	Air Force*									
2024 Totals		11	3	14	3.0	0.0	1	0	0	0
2023^		20	13	33	5.0	0.0	1	9	0	0
2022^		27	8	35	1.0	0.0	0	10	0	0
CAREER (27-27 GP-GS)		58	24	82	9.0	0.0	2	19	0	0

* - Mountain West game. ^ - at Tennessee State.

#9 - Dalesean Staley - S

Date	Opponent	U	A	T	TFL	SK	INT	PBU	FF	FR
A.31	Texas A&M-Comm.	2	1	3	0.0	0.0	0	0	0	0
S.7	Oregon State	3	2	5	0.0	0.0	0	0	0	0
S.14	at California	3	1	4	0.0	0.0	0	0	0	0
S.28	at Central Mich.	-did not travel-								
0.5	Hawai'i*	7	1	8	0.0	0.0	0	0	0	0
0.12	at Wyoming*									
0.26	Washington St.									
N.1	at Boise State*									
N.8	New Mexico*									
N.16	at UNLV*									
N.23	at Utah State*									
N.30	Air Force*									
2024 Totals		15	5	20	0.0	0.0	0	0	0	0
2023^		33	37	70	3.0	0.0	3	8	0	0
2022^		3	0	3	0.0	0.0	0	0	0	0
CAREER (18-14 GP-GS)		52	42	94	3.0	0.0	3	8	0	0

* - Mountain West game. ^ - at Northern Iowa.

#94 - Teivis Tuoti - DL

Date	Opponent	U	A	T	TFL	SK	INT	PBU	FF	FR
A.31	Texas A&M-Comm.	1	1	2	1.0	1.0	0	0	0	0
S.7	Oregon State	0	1	1	0.0	0.0	0	0	0	0
S.14	at California	1	0	1	0.0	0.0	0	0	0	0
S.28	at Central Mich.	0	1	1	0.0	0.0	0	0	0	0
0.5	Hawai'i*	0	0	0	0.0	0.0	0	0	0	0
0.12	at Wyoming*									
0.26	Washington St.									
N.1	at Boise State*									
N.8	New Mexico*									
N.16	at UNLV*									
N.23	at Utah State*									
N.30	Air Force*									
2024 Totals		2	3	5	1.0	1.0	0	0	0	0
2023%		played offensive line								
2022%		6	9	15	0.0	0.0	0	0	0	0
2021^		0	2	2	0.0	0.0	0	0	0	0
2020^		0	0	0	0.0	0.0	0	0	0	0
CAREER (29-2 GP-GS)		8	14	22	1.0	1.0	0	0	0	0

* - Mountain West game. % - at Colorado State. ^ - at Nevada.

#47 - Trey White - EDGE

Date	Opponent	U	A	T	TFL	SK	INT	PBU	FF	FR
A.31	Texas A&M-Comm.	3	2	5	1.5	0.5	0	0	1	0
S.7	Oregon State	4	0	4	0.0	0.0	0	0	0	0
S.14	at California	5	1	6	2.5	2.5	0	1	0	0
S.28	at Central Mich.	5	3	8	4.0	3.0	0	0	0	0
0.5	Hawai'i*	4	1	5	4.0	3.0	0	1	0	0
0.12	at Wyoming*									
0.26	Washington St.									
N.1	at Boise State*									
N.8	New Mexico*									
N.16	at UNLV*									
N.23	at Utah State*									
N.30	Air Force*									
2024 Totals		21	7	28	12.0	9.0	0	2	1	0
2023		9	6	15	2.0	0.0	1	1	0	1
2022		1	0	1	0.0	0.0	0	0	0	0
CAREER (20-6 GP-GS)		31	13	44	14.0	9.5	1	3	1	1

* - Mountain West game.

#16 - Jelani Whitmore - CB

Date	Opponent	U	A	T	TFL	SK	INT	PBU	FF	FR
A.31	Texas A&M-Comm.	0	0	0	0.0	0.0	0	0	0	0
0.7	Oregon State	0	0	0	0.0	0.0	0	0	0	0
S.14	at California	1	0	1	0.0	0.0	0	1	0	0
S.28	at Central Mich.	0	1	1	0.0	0.0	0	1	0	0
0.5	Hawai'i*	2	0	2	0.0	0.0	1	0	0	0
0.12	at Wyoming*									
0.26	Washington St.									
N.1	at Boise State*									
N.8	New Mexico*									
N.16	at UNLV*									
N.23	at Utah State*									
N.30	Air Force*									
2024 Totals		3	1	4	0.0	0.0	1	2	0	0
2023		0	0	0	0.0	0.0	0	0	0	0
2022		0	0	0	0.0	0.0	0	0	0	0
CAREER (17-0 GP-GS)		3	1	4	0.0	0.0	1	2	0	0

* - Mountain West game.

2024 SAN DIEGO STATE PARTICIPATION

PARTICIPATION CHART

No.	Name	TAMC	OSU	CAL	CMU	UH	WYO	WSU	BSU	UNM	UNLV	USU	AFA
76	ABDULLAH, Dean	X	X	-	-	X							
99	ALUALU, Tupu	X	X	X	X	X							
42	ANDERSON, Brady	X	X	X	X	-							
2	ARMSTEAD, Jaylon	X	X	X	-	-							
31	BADIE, Jared •	X	X	-	-	-							
15	BEASLEY, Tayvion •	X	X	X	X	X							
90	BENJAMIN, Sam § •	GS (DL)	GS (DL)	GS (DL)	GS (DL)	X							
11	BENNETT, Nate § •	GS (WR)	GS (WR)	GS (WR)	GS (WR)	GS (WR)							
41	BERMAN, Jakson •	-	-	-	X	-							
78	BORJON, Joseph § •	GS (LT)	-	-	-	-							
4	BROWN IV, Louis § •	GS (WR)	GS (WR)	GS (WR)	GS (WR)	GS (WR)							
55	BRYANT, Brayden § •	GS (C)	GS (C)	GS (C)	GS (C)	GS (C)							
6	BUTLER, Eric §	GS (FS)	GS (FS)	X	GS (FS)	GS (FS)							
5	CHAMBLISS, Owen § •	GS (WILL)	GS (WILL)	GS (WILL)	GS (WILL)	GS (WILL)							
64	CHAVEZ, Tyson	X	-	-	-	-							
40	CLAY, Krishna § •	GS (DL)	GS (DL)	GS (DL)	GS (DL)	GS (DL)							
11	COFFEY III, JD	X	X	X	GS (R)	GS (R)							
15	COOPER, Marquez § •	GS (RB)	GS (RB)	GS (RB)	GS (RB)	GS (RB)							
45	CORNELIUS, Kodi •	-	-	-	X	-							
97	DALTON, Darrion	-	X	X	X	X							
29	DAVIS, Cam	-	-	-	X	-							
75	DIRKSEN, Ryan	-	-	X	X	X							
29	ESCANO, Arnold	X	X	X	X	X							
57	FUIMAONO, Saipale •	X	-	-	-	-							
88	GARRETSON, Gabe •	X	X	X	-	-							
22	GARRISON, Max	X	X	X	X	X							
92	GUCAKE, Malik •	X	-	X	X	X							
35	HAMLETT, Xavier •	X	X	X	X	X							
87	HARRISON, Michael •	X	X	X	X	X							
96	HENDERSON, Ryan §	X	X	X	X	GS (DL)							
56	HERMAN, DJ	X	X	X	X	X							
24	HUNTER, Josh	X	X	X	X	X							
1	JOHNSON, Chris §	GS (CB)	GS (CB)	GS (CB)	GS (CB)	GS (CB)							
70	JONES, Christian	GS (LG)	GS (LT)	GS (LT)	GS (LT)	GS (LT)							
33	LARRY, Ezekiel •	X	X	X	X	X							
21	LETULLI, Tano § •	GS (SAM)	GS (SAM)	GS (SAM)	GS (SAM)	-							
20	LOPEZ, Nick •	X	-	X	X	-							
32	LOUIS, Marlem •	X	X	GS (DL)	GS (DL)	X							
12	MAGEE, Jatavious	X	X	X	X	X							
85	McClure, Jerry •	-	-	-	X	X							
17	McCUIN, Deshawn	X	X	GS (STUD)	GS (STUD)	GS (STUD)							
27	McLAUGHLIN, Jelani	X	X	X	X	X							
65	McMAHAN, Tyler § •	X	-	X	GS (RG)	GS (RG)							
91	MITCHELL, Keion	X	X	-	X	-							
58	MOON, Cody	X	X	X	X	X							
44	MORETTI, Kyle •	X	X	X	X	GS (SAM)							
53	MURAO, Myles	X	GS (LG)	GS (LG)	-	-							
19	NAPIER, Jordan	X	X	X	X	X							
93	NASSAR, Brady §	GS (DL)	GS (DL)	X	X	X							
7	NIMMO Jr., William •	X	X	GS (FS)	X	X							
5	O'NEIL, Danny § •	GS (QB)	GS (QB)	-	GS (QB)	GS (QB)							
30	OLIVER, Dominic §	X	X	X	X	GS (DL)							
13	PASTULA, Tyler •	X	X	X	X	X							
0	PHILLIPS, Bryce § •	GS (CB)	GS (CB)	GS (CB)	GS (CB)	GS (CB)							
46	PLASCENCIA, Gabriel	X	X	-	X	X							
3	POKE, Ja'Shaun § •	GS (WR)	GS (WR)	GS (WR)	GS (WR)	GS (WR)							
83	SHAW, Mekhi	X	X	X	X	X							
68	SILVER, Ryan •	X	X	X	-	-							
9	STALEY, Dalsean § •	GS (R)	GS (R)	GS (R)	-	X							
7	SUTTON, Lucky	X	-	X	-	-							
94	TUIOTI, Teivis § •	GS (DL)	GS (DL)	X	X	X							
6	TUPOU'ATA-JOHNSON, Javance •	X	-	GS (QB)	-	-							
63	ULUGALU-MASEULI, Ross	GS (RG)	GS (RG)	GS (RG)	GS (LG)	GS (LG)							
81	WELSH, Mikey	X	-	-	-	-							
47	WHITE, Trey	GS (DL)	GS (DL)	GS (DL)	GS (DL)	GS (DL)							
16	WHITMORE, Jelani	X	X	X	X	X							
74	WILLIAMS, Nate § •	GS (RT)	GS (RT)	GS (RT)	GS (RT)	GS (RT)							
36	WILLIAMS, Prince •	X	-	-	-	-							
50	WINTERMEYER, Ryan	X	X	X	X	X							
18	WOLFE, Jude § •	GS (TE)	GS (TE)	GS (TE)	GS (TE)	GS (TE)							

§ - made first career San Diego State start this season. • - made first San Diego State appearance this season. Bold RED indicates a player who has started every game this season. Bold BLACK indicates a player has played in every game this season.

2024 SAN DIEGO STATE STARTERS/PARTICIPATION

OFFENSIVE STARTERS

Position	TAMC	OSU	CAL	CMU	UH	WYO	WSU	BSU	UNM	UNLV	USU	AFA
LT	Barjon	Jones	Jones	Jones	Jones							
LG	Jones	Murao	Murao	Ulugalu-Maseuli	Ulugalu-Maseuli							
C	Bryant	Bryant	Bryant	Bryant	Bryant							
RG	Ulugalu-Maseuli	Ulugalu-Maseuli	Ulugalu-Maseuli	McMahan	McMahan							
RT	N. Williams	N. Williams	N. Williams	N. Williams	N. Williams							
TE	Wolfe	Wolfe	Wolfe	Wolfe	Wolfe							
QB	O'Neil	O'Neil	Tupou'ata-Johnson	O'Neil	O'Neil							
RB	Cooper	Cooper	Cooper	Cooper	Cooper							
WR	Bennett	Bennett	Bennett	Bennett	Bennett							
WR	Brown IV	Brown IV	Brown IV	Brown IV	Brown IV							
WR	Poke	Poke	Poke	Poke	Poke							

DEFENSIVE STARTERS

Position	TAMC	OSU	CAL	CMU	UH	WYO	WSU	BSU	UNM	UNLV	USU	AFA
DE	Nassar	Nassar	Louis	Louis	Henderson							
DT	Benjamin	Benjamin	Benjamin	Benjamin	Clay							
DT	Clay	Clay	Clay	Clay	Oliver							
DT	Tuioti	Tuioti										
DE	White	White	White	White	White							
SAM	Letuli	Letuli	Letuli	Letuli	Moretti							
WILL	Chambliss	Chambliss	Chambliss	Chambliss	Chambliss							
CB	Johnson	Johnson	Johnson	Johnson	Johnson							
FS	Butler	Butler	Nimmo	Butler	Butler							
STUD			McCuin	McCuin	McCuin							
SS	Staley	Staley	Staley	Coffey	Coffey							
CB	Phillips	Phillips	Phillips	Phillips	Phillips							

SPECIALIST STARTERS

Position	TAMC	OSU	CAL	CMU	UH	WYO	WSU	BSU	UNM	UNLV	USU	AFA
KO	Plascencia	Plascencia	Lopez	Plascencia	Plascencia							
PK	Plascencia	-	Lopez	Lopez	Plascencia							
Holder	Pastula	-	Pastula	Pastula	Pastula							
Punter	Pastula	Pastula	Pastula	Pastula	Pastula							
LS	Wintermeyer	Wintermeyer	Wintermeyer	Wintermeyer	Wintermeyer							
KOR	Poke	Poke	Poke	Poke	Poke							
PR	Welsh	M. Shaw	M. Shaw	M. Shaw	M. Shaw							

PARTICIPATION CHART

	TAMC	OSU	CAL	CMU	UH	WYO	WSU	BSU	UNM	UNLV	USU	AFA
Dressed	80	80	72	74	74							
Played	67	58	58	56	51							
Seniors	26	24	23	23	19							
Juniors	19	16	17	18	17							
Sophomores	15	13	13	10	9							
Freshman (RS/True)	7	5	5	5	6							
Started	22	22	22	22	22							
Seniors	8	7	10	10	9							
Juniors	7	8	6	8	8							
Sophomores	5	5	4	2	3							
Freshman (RS/True)	2	2	2	2	2							
Making SDSU Debut	30	0	1	3	0							
Making 1st SDSU Start	19	0	1	0	2							

CAREER START CHART (Offense/Defense)

Player, Pos.	Yr.	Career Starts	Consecutive Starts	Yearly Total					
				2024	2023	2022	2021	2020	2019
Marquez Cooper, RB	Sr.	46	37	5	12	12	13	4	-
Nate Bennett, WR	Sr.	36	5	5	9	11	11	0	-
Nate Williams, OL	Sr.	32	29	5	11	13	4	0	-
Marlem Louis, EDGE	Sr.*	29	2	2	13	10	4	0	RS
Bryce Phillips, CB	Sr.	27	27	5	11	11	JC	-	-
Kyle Moretti, LB	Sr.	23	1	1	9	12	1	-	-
Ja'Shaun Poke, WR	Sr.*	22	5	5	0	5	8	4	RS
Ross Ulugalu-Maseuli, OL	Jr.	21	5	5	10	6	RS	-	-
Brayden Bryant, OL	Sr.	15	5	5	0	10	-	-	-
Louis Brown IV, WR	Jr.	14	5	5	7	2	-	-	-
Cody Moon, LB	Sr.	14	0	0	5	9	0	-	-
Dalesean Staley, S	So.	14	14	3	11	RS	-	-	-
Kenan Christon, RB	Sr.*	13	0	0	10	0	0	0	3
Mekhi Shaw, WR	Sr.	13	0	0	7	5	1	RS	-
Tupu Alualu, DL	Sr.	12	12	0	12	JC	JC	-	-
Christian Jones, OL	Jr.	11	5	5	6	0	RS	-	-
Dean Abdullah, OL	Sr.	10	0	0	7	3	-	-	-
Myles Murao, OL	Jr.	8	2	2	6	0	RS	-	-
Michael Harrison, TE	Sr.	6	1	0	4	2	0	RS	-
Deshawn McCuin, S	Sr.*	6	3	3	2	0	1	0	RS
Trey White, EDGE	So.	6	6	6	1	RS	-	-	-
Krishna Clay, DL	So.	5	5	5	-	-	-	-	-
Josh Hunter, S	So.	5	5	0	5	RS	-	-	-
Chris Johnson, CB	Jr.	5	5	5	0	0	-	-	-

Player, Pos.	Yr.	Career Starts	Consecutive Starts	Yearly Total					
				2024	2023	2022	2021	2020	2019
Jude Wolfe, TE	Sr.*	5	5	5	0	0	0	0	RS
Jaylan Armstead, RB	Sr.	4	2	0	2	2	0	RS	-
Sam Benjamin, DL	Jr.	4	4	4	0	0	-	-	-
Joseph Barjon, OL	Jr.	4	2	1	3	0	-	-	-
Eric Butler, S	Jr.	4	2	4	0	0	-	-	-
Tano Letuli, LB	So.	4	4	4	0	-	-	-	-
Danny O'Neil, QB	Fr.	4	2	4	-	-	-	-	-
JD Coffey II, S	Sr.	3	2	2	1	0	0	-	-
Ezekiel Larry, EDGE	So.	3	0	0	3	RS	-	-	-
Phillippe Wesley, WR	Jr.	3	0	0	3	0	RS	-	-
Brady Nassar, EDGE	So.	2	0	2	0	-	-	-	-
William Nimmo Jr., S	Sr.*	2	1	1	1	0	0	0	-
Teavis Tuioti, DL	Sr.	2	0	2	0	0	0	RS	-
Brady Anderson, LB	Jr.	1	0	0	1	RS	0	-	-
Cam Davis, RB	Jr.	1	0	0	1	0	RS	-	-

* - Utilizing extra year of eligibility offered by the NCAA due to COVID-19 pandemic

2024 MISCELLANEOUS STATISTICS

MISCELLANEOUS

Game	Coin Toss	KO/Receive	1st Off. Play	1st Off. Poss	1st Def. Poss.	Game Time	Game Length	Jersey	Pants	Result
A&M-Commerce	TAMUC won, def.	Receive	Cooper rush	Punt	TO on Downs	5:05 p.m. PT	3:21	Black	Black	W, 45-14
Oregon State	OSU won, def.	Receive	O'Neil pass (inc.)	Punt	Touchdown	7:37 p.m. PT	3:00	Black	Black	L, 0-21
at California	CAL won, rec.	KO	Cooper rush	Punt	Punt	7:35 p.m. PT	3:28	White	Black	L, 10-31
at Central Michigan	SDSU won, def.	KO	Cooper rush	TO on Downs	Field Goal	3:32 p.m. ET	3:32	White	Black	L, 21-22
Hawai'i	UH won, def.	Receive	O'Neil pass (comp.)	Punt	Punt	5:02 p.m. PT	3:28	Black	Black	W, 27-24

AVERAGE STARTING FIELD POSITION

Category	San Diego State	Opponents
Drives Started	59	58
Cumulative Starting Yard Line	1,888	1,485
Average Field Position	Own 32.00	Own 25.60
Drives Started in Opponent Territory/Att. to Score	7/6	4/4
Scores/Touchdowns, Field Goals	2/1, 2	3/2, 1
Points	13	17
Drives Started Inside/At Own 25	14/15	20/12
Points Scored (TDs/FGs)	45 (6/1)	78 (10/3)

* - kick/punt returns for a touchdown not included. & - overtime possessions not included

SDSU OFFENSIVE POSSESSIONS (DEF/ST SCORES NOT INCLUDED)

Game	Poss.	TD	FG	MFG	Punt	TO	Clock	Downs	3&Out*	PPP^
A&M-Comm.++	11	4	1	1	3	0	0	2	2	2.45
Oregon State	12	0	0	0	8	1	2	0	5	0.00
at California	13	1	1	0	6	2	2	1	3	0.69
at Central Michigan	13	3	0	2	5	0	2	1	3	1.38
Hawai'i	10	3	2	0	5	0	0	0	3	2.40

* - less if there is a turnover or end of half; must not have earned a first down or scored points. + - indicates team scored a non-offensive touchdown. & - overtime possession included. # - possession/turnover not included when offense never had ball (turnover on special teams). ^ - PATs/2-pt. not included. • - also includes free kick after a safety. @ - safety included

OPPONENT OFFENSIVE POSSESSIONS (DEF/ST SCORES NOT INCLUDED)

Game	Poss.	TD	FG	MFG	Punt	TO	Clock	Downs	3&Out*	PPP^
A&M-Commerce	13	2	0	0	6	3	1	1	4	0.46
Oregon State	11	3	0	2	5	0	0	0	1	1.64
at California	13	4	1	1	3	1	0	1	2	2.08
at Central Michigan	11	2	3	0	5	1	0	0	1	1.91
Hawai'i	10	3	1	0	5	1	1	1	3	2.10

* - less if there is a turnover or end of half; must not have earned a first down or scored points. + - indicates team scored a non-offensive touchdown. & - overtime possession included. # - possession/turnover not included when offense never had ball (turnover on special teams). ^ - PATs/2-pt. not included. • - also includes free kick after a safety.

DRIVE ANALYSIS

Game	SDSU		OPPONENT	
	TD	FG	TD	FG
A&M-Commerce	6^^	1	2	0
Oregon State	0	0	3	0
at California	1	1	4	1
at Central Michigan	3	0	2	3
Hawai'i	3	2	3	1
TOTALS	13	4	14	5

^ - indicates team scored a non-offensive touchdown. & - overtime drives included

GAME-OPENING DRIVE

Game	SDSU			OPPONENT		
	Pts.	FD	Yds.	Pts.	FD	Yds.
A&M-Commerce	0	0	-9^	0	1	18
Oregon State	0	0	6^	7	3	53
at California	0	1	20	0	0	3
at Central Michigan	0	3	46	3	1	61
Hawai'i	0	1	3	0	0	2^
TOTALS	0	5	66	10	5	137
AVERAGES	0.0	1.0	13.2	2.0	1.0	27.4

^ - indicates possession ended in a 3-and-out

OPENING SECOND-HALF DRIVE

Game	SDSU			OPPONENT		
	Pts.	FD	Yds.	Pts.	FD	Yds.
A&M-Commerce	7	1	66	0	1 ^p	3
Oregon State	0	0	4^	0	1	16
at California	0	0	9^	7	2	85
at Central Michigan	0	0	7^	7	4 ^p	77
Hawai'i	3	2	19	0	0	3
TOTALS	10	3	107	14	8	184
AVERAGES	2.0	0.6	21.4	2.8	1.6	36.8

^ - indicates possession ended in a 3-and-out. ^p - indicates first down gained by penalty.

2024 MISCELLANEOUS STATISTICS

SDSU SCORING DRIVES

Opponent	Plays	Drive Yds.	TOP	Type Of Score	Qtr/Time	Drive Start	Scoring Play
A&M-Comm.	16	48	5:27	FG	1st/0:28	SDSU21	Plascencia 50-yd field goal
	6	66	1:54	TD	3rd/11:34	SDSU34	Cooper 47-yd run
	3	62	0:44	TD	3rd/6:36	SDSU38	Brown 44-yd pass f/O'Neil
	7	95	2:17	TD	4th/14:55	SDSU5	Cooper 7-yd run
	7	79	4:28	TD	4th/6:57	SDSU21	Napier 8-yd pass f/O'Neil
Oregon State	N/A						
at California	8	29	3:40	FG	1st/5:42	CAL40	Lopez 29-yd field goal
	7	75	2:28	TD	4th/11:05	SDSU25	Napier 40-yd pass f/Tupou'ata-Johnson
at Central Mich.	6	75	1:56	TD	1st/6:13	SDSU25	Cooper 3-yd run
	4	17	1:07	TD	2nd/12:43	CMU17	Wolfe 5-yd pass f/O'Neil
	3	73	0:53	TD	2nd/3:30	SDSU27	Wolfe 26-yd pass f/O'Neil
Hawai'i	16	53	6:38	FG	1st/5:35	SDSU42	Plascencia 24-yd field goal
	8	55	3:37	TD	2nd/4:49	SDSU45	Cooper 9-yd rush
	9	75	1:47	TD	2nd/0:06	SDSU25	Brown 16-yd pass fr/O'Neil
	10	19	4:46	FG	3rd/8:33	UH44	Plascencia 43-yd field goal
	8	87	2:30	TD	4th/7:05	SDSU13	Cooper 2-yd rush

OPPONENT SCORING DRIVES

Opponent	Plays	Drive Yds.	TOP	Type Of Score	Qtr/Time	Drive Start	Scoring Play
A&M-Comm.	10	75	4:08	TD	2nd/0:59	AMC25	Oakmon 1-yd run
	8	65	4:18	TD	3rd/2:17	AMC35	Allison 6-yd pass f/Rodriguez
Oregon State	5	53	1:53	TD	1st/11:47	OSU47	Griffin 16-yd run
	13	98	8:04	TD	4th/14:53	OSU2	Hankerson 15-yd run
	5	42	2:58	TD	4th/4:36	SDSU42	Coufield 21-yd pass f/McCoy
at California	7	69	3:17	TD	1st/2:25	CAL31	Mendoza 8-yd run
	8	85	3:55	TD	3rd/9:36	CAL15	Calloway 7-yd run
	13	90	5:37	TD	3rd/1:30	CAL10	Dyches 20-yd pass f/Mendoza
	5	-5	1:50	FG	4th/13:33	SDSU25	Coe 48-yd field goal
	3	75	1:17	TD	4th/9:48	CAL25	Hunter 15-yd pass f/Mendoza
at Central Mich.	6	61	2:28	FG	1st/12:26	CMU32	Mattson 25-yd field goal
	12	75	5:42	TD	1st/0:31	CMU25	Lukes 8-yd pass f/Labas
	12	59	3:04	FG	2nd/0:26	CMU25	Mattson 34-yd field goal
	15	77	5:52	TD	3rd/5:52	CMU23	Harris 1-yd run
	15	52	1:51	FG	4th/0:05	CMU20	Mattson 46-yd field goal
Hawai'i	15	77	4:49	FG	1st/0:43	UH10	Matsuzawa 30-yd field goal
	6	77	2:50	TD	2nd/1:53	UH23	Hines 23-yd pass f/Schager
	12	75	6:27	TD	3rd/2:06	UH25	Ashlock 6-yd pass f/Schager
	14	89	5:48	TD	4th/9:44	UH11	Cenacle 23-yd pass f/Schager

2024 MISCELLANEOUS STATISTICS

	San Diego State	Opponents
TOTAL SCORE	103	112
Time Spent in the Lead (<i>Tied 46:29</i>)	118:02	130:15
Total Plays - Yards	322-1,610	369-1,881
Plus Territory: Plays-Yards	103-550	139-668
Drives with Plays in Plus Territory (<i>OT not included</i>)	30-of-59	31-of-58
First Down Plays/Yards	133/654	151/650
Average on First Down	4.92	4.30
Rushes-Yards (Avg.)	76-358 (4.7)	86-388 (4.5)
Passes-Yards (Avg.)	56-296 (5.3)	61-262 (4.3)
First Down Sacked-Yards (recorded as a rush)	4-(-18)	5-(-20)
First Down Penalties by Opponent-Yards	6-49	8-84
First Down Penalties by Offense-Yards	18-165	12-91
First Downs Made	28	24
First Down Turnovers	2	3
First Down Touchdowns	5	5
Third Down Efficiency (Pct.)	26-74 (35.1)	34-79 (43.0)
Rushing (Pct.)	10-23 (43.5)	17-29 (58.6)
Passing (Pct.)	16-46 (34.8)	16-47 (34.0)
Third Down Sacked-Yards (recorded as a rush)	5-(-42)	4-(-23)
Conversion Penalties	4	3
Third Down Penalties by Opponent-Yards	4-47	3-45
Third Down Penalties by Offense-Yards	5-30	4-25
Yards Gained	466	497
Average Yards Gained/Att.	6.30	6.29
3rd & Long (9 or more yards)	10-61 (16.4%)	13-56 (23.2%)
3rd & Short (4 or fewer yards)	13-18 (72.2%)	18-26 (69.2%)
Third Down Turnovers	1	1
Third Down Touchdowns	2	2
Fourth Down Efficiency (yards)	7-13 (42)	8-14 (85)
Three and Outs or Less (Must Have Earned 1st Down or Scored)	16	16
Opponent Turnovers-Points (per Turnover)	7-35 (5.0)	3-7 (2.3)
* - indicates an additional turnover gained in overtime		
Scores-Times in the Red Zone (Points)	10-14 (58)	14-15 (85)
Plays-Yards	41-82	41-169
Third Down Efficiency	1-9	1-8
Scores-Times in Goal to Go (Points)	7-9 (41)	8-8 (43)
Plays-Yards	16-42	24-32
Explosive Plays (20-Plus Yards)	20	16
Rushing	6	4
Passing	14	12
Yards by Quarter:		
First	360	457
Second	492	453
Third	351	513
Fourth	407	458

FIRST DOWNS EARNED

Name	Pass	Receive	Rush	Total
Armstead	0	1	1	2
Bennett	0	5	0	5
Brown IV	0	13	0	13
Chambliss	0	1	0	1
Cooper	0	3	25	28
Davis	0	0	1	1
Harrison	0	2	0	2
O'Neil	35	0	3	38
Napier	0	4	0	4
Pastula	1	0	0	1
Poke	0	8	0	8
Tupou'ata-Johnson	6	0	0	6
Wolfe	0	4	0	4
TOTALS	39	39	30	68

2024 MISCELLANEOUS STATISTICS

RESULT OF SAN DIEGO STATE TURNOVERS

Opponent	Qtr.	Turnover (Player)	Defender	Led To	Pts.*
Oregon State	3	Fumble (O'Neil)	Kane (FF), Taylor (FR)	Touchdown	7
at California	2	Interception (Tupou'ata-Johnson)	Williams (INT)	Missed FG	0
	4	Interception (Tupou'ata-Johnson)	Harris (INT)	TO on Downs	0

San Diego State's 3 turnover resulted in 7 points for its opponents.
+ - indicates turnover was gained in overtime

RESULT OF OPPONENT TURNOVERS

Opponent	Qtr.	Turnover (Player)	Defender	Led To	Pts.*
A&M-Comm.	2	Fumble (Wilson)	Johnson (FF), Clay (FR)	Punt	0
	3	Fumble (Rodriguez)	White (FF), Letuli (FR)	Touchdown	6
	4	Interception (Rodriguez)	Coffey (INT)	Touchdown	7
at California	2	Interception (Mendoza)	Letuli (INT)	Punt	0
at Central Mich.	2	Fumble (Kent)	Johnson (FF), Anderson (FR)	Touchdown	7
Hawai'i	2	Interception (Schager)	Whitmore (INT)	Touchdown	7

Opponent's 6 turnovers resulted in 27 points for San Diego State
+ - indicates turnover was gained in overtime

TURNOVER ANALYSIS

	TO	Opp. Pts.	TD/FG	Pts./TO*
San Diego State	3	7	1/0	2.33
Opponent	6	27	4/0	4.50

+ - indicates an additional turnover was lost in overtime

TURNOVERS LOST

Name	TO's Lost	Fum.	Int.	Points	^PPT
Danny O'Neil	1	1	0	7	7.0
Javance Tupou'ata Johnson	2	0	2	0	0.0
TOTALS	3	1	2	7	2.33

TO'S Lost - turnovers lost. Fum. - fumbles lost. Int. - Interceptions thrown. Points - points scored by the opponent after a turnover. ^PPT - points per turnover scored by the opponent (does not include turnovers gained in overtime). NOTE: Total turnovers equals FUM and INT.

TURNOVERS GAINED

Name	#TAPO	FF	FR	Int.	Points	^PPT
Anderson	1	0	1	0	3.5	3.50
Clay	1	0	1	0	0	0.00
Coffey	1	0	0	1	7	7.00
Johnson	2	2	0	0	3.5	1.75
Letuli	2	0	1	1	3	1.75
Phillips	1	0	0	1	0	0.00
White	1	1	0	0	3	3.50
Whitmore	1	0	0	1	7	7.00
TOTALS	10	3	3	4	27	2.70

#TAPO - turnovers a part of (FF, FR, Int.). FF - forced fumbles, FR - fumbles recovered. Int. - Interceptions. Points - points scored off an opponent's turnover (NOTE: fumbles forced and fumbles recovered are each awarded half the points for SDSU's score ex.: a touchdown and PAT after a fumble gives each player 3.50 points). ^PPT - points per turnover scored by SDSU (+ - indicates an additional turnover was gained in overtime. * - total turnovers equals FR and Int.)

2024 MISCELLANEOUS STATISTICS

SAN DIEGO STATE BIG OFFENSIVE PLAYS (20+ YARDS) (14 overall)

Game	Player	Type	Down & Dist.	Yards
A&M-Commerce (7)	O'Neil/Brown IV	Pass	2nd & 4	39
	Cooper	Rush	3rd & 2	47
	O'Neil/Brown IV	Pass	1st & 10	44
	Cooper	Rush	1st & 10	38
	O'Neil/Napier	Pass	3rd & 4	29
	O'Neil	Rush	1st & 10	28
Oregon State (2)	Cooper	Rush	2nd & 6	28
	O'Neil/Cooper	Pass	3rd & 12	21
Oregon State (2)	O'Neil/Brown IV	Pass	1st & 10	35
	Tupou'ata-Johnson/Poke	Pass	1st & 10	20
at California (2)	Tupou'ata-Johnson/Napier	Pass	3rd & 4	40
at Central Mich. (5)	O'Neil/Bennett	Pass	3rd & 8	34
	O'Neil/Brown IV	Pass	2nd & 17	43
	Cooper	Rush	1st & 10	47
	O'Neil/Wolfe	Pass	2nd & 10	26
	O'Neil/Brown IV	Pass	2nd & 9	41
Hawai'i (3)	O'Neil/Brown IV	Pass	1st & 10	30
	Cooper	Rush	1st & 10	31
	O'Neil/Bennett	Pass	2nd & 10	48

RED indicates touchdown scored on the play

OPPONENT BIG OFFENSIVE PLAYS (20+ YARDS) (13 overall)

Game	Player	Type	Down & Dist.	Yards
A&M-Commerce (2)	Rodriguez/Bilbo	Pass	3rd & 4	27
	Oakmon	Rush	1st & 10	24
Oregon State (3)	Johnson	Rush	1st & 10	23
	McCoy/Walker	Pass	3rd & 11	41
	McCoy/Caufield	Pass	3rd & 3	21
at California (5)	Thomas	Rush	2nd & 6	37
	Thomas	Rush	3rd & 1	57
	Mendoza/Grizzell	Pass	3rd & 10	21
	Mendoza/Dyches	Pass	1st & 10	20
	Calloway	Rush	2nd & 10	60
at Central Mich. (3)	Labas/Harris	Pass	2nd & 10	60
	Chapeau/Whiteside	Pass	4th & 3	23
	Labas/Lukes	Pass	2nd & 8	43
Hawai'i (3)	Schager/Cenacle	Pass	2nd & 10	20
	Schager/Hines	Pass	1st & 10	23
	Schager/Cenacle	Pass	2nd & 12	23

RED indicates touchdown scored on the play

SAN DIEGO STATE BIG OFFENSIVE PLAYS (20+ YARDS)

Name	Total	Rushing	Receiving	20-29	30-39	40-49	50-59	60-69	70-79	80-89	90-99
Nate Bennett, WR	2		2		1	1					
Louis Brown IV, WR	4		4		1	3					
Marquez Cooper, RB	5	5		1	2	2					
Jordan Napier, WR	2		2	1		1					
Danny O'Neil, QB	1	1		1							
Ja'Shaun Poke, WR	1		1	1							
Jude Wolfe, TE	1		1	1							
SDSU TOTALS	16	6	10	5	4	7					
OPPONENT	13	4	9	8	1	1	1	2			

2024 MISCELLANEOUS STATISTICS

SEASON HIGHS

POINTS SCORED

12, Marquez Cooper vs. A&M-Commerce (Aug. 31)
12, Jude Wolfe at Central Michigan (Sept. 28)
12, Marquez Cooper vs. Hawai'i (Oct. 5)
9, Gabriel Plascencia vs. Hawai'i (Oct. 5)

TOUCHDOWNS SCORED

2, Marquez Cooper vs. A&M-Commerce (Aug. 31)
2, Jude Wolfe at Central Michigan (Sept. 28)
2, Marquez Cooper vs. Hawai'i (Oct. 5)

MOST RUSHING ATTEMPTS

34, Marquez Cooper at Central Michigan (Sept. 28)
30, Marquez Cooper vs. Hawai'i (Oct. 5)
27, Marquez Cooper vs. A&M-Commerce (Aug. 31)

MOST RUSHING YARDS

223, Marquez Cooper vs. A&M-Commerce (Aug. 31)
111, Marquez Cooper at Central Michigan (Sept. 28)
109, Marquez Cooper vs. Hawai'i (Oct. 5)
87, Marquez Cooper at California (Sept. 14)

MOST RUSHING TOUCHDOWNS

2, Marquez Cooper vs. A&M-Commerce (Aug. 31)
2, Marquez Cooper vs. Hawai'i (Oct. 5)
1, Marquez Cooper at Central Michigan (Sept. 28)

LONGEST RUSH

47, Marquez Cooper vs. A&M-Commerce (Aug. 31)
47, Marquez Cooper at Central Michigan (Sept. 28)
38, Marquez Cooper vs. A&M-Commerce (Aug. 31)
31, Marquez Cooper vs. Hawai'i (Oct. 5)
28, Marquez Cooper vs. A&M-Commerce (Aug. 31)

MOST PASSING ATTEMPTS

33, Danny O'Neil vs. A&M-Commerce (Aug. 31)
33, Danny O'Neil vs. Hawai'i (Oct. 5)
29, J. Tupou'ata-Johnson at California (Sept. 14)
24, Danny O'Neil vs. Oregon State (Sept. 7)

MOST PASSING COMPLETIONS

24, Danny O'Neil vs. Hawai'i (Oct. 5)
22, Danny O'Neil vs. A&M-Commerce (Aug. 31)
14, Danny O'Neil at Central Michigan (Sept. 28)
13, J. Tupou'ata-Johnson at California (Sept. 14)

MOST PASSING YARDS

246, Danny O'Neil at Central Michigan (Sept. 28)
224, Danny O'Neil vs. Hawai'i (Oct. 5)
214, Danny O'Neil vs. A&M-Commerce (Aug. 31)
156, J. Tupou'ata-Johnson at California (Sept. 14)

MOST PASSING TOUCHDOWNS

2, Danny O'Neil vs. A&M-Commerce (Aug. 31)
2, Danny O'Neil at Central Michigan (Sept. 28)
1, J. Tupou'ata-Johnson at California (Sept. 14)
1, Danny O'Neil vs. Hawai'i (Oct. 5)

LONGEST PASS

48, Danny O'Neil vs. Hawai'i (Oct. 5)
44, Danny O'Neil vs. A&M-Commerce (Aug. 31)
43, Danny O'Neil at Central Michigan (Sept. 28)
41, Danny O'Neil at Central Michigan (Sept. 28)
40, J. Tupou'ata-Johnson at California (Sept. 14)

MOST RECEPTIONS

8, Louis Brown IV at Central Michigan (Sept. 28)
6, Ja'Shaun Poke vs. A&M-Commerce (Aug. 31)
5, Jordan Napier vs. Hawai'i (Oct. 5)
5, Louis Brown IV vs. Hawai'i (Oct. 5)

MOST RECEIVING YARDS

149, Louis Brown IV at Central Michigan (Sept. 28)
91, Louis Brown IV vs. A&M-Commerce (Aug. 31)
74, Nate Bennett vs. Hawai'i (Oct. 5)
53, Jordan Napier at California (Sept. 14)
45, Louis Brown IV vs. Oregon State (Sept. 7)

MOST RECEIVING TOUCHDOWNS

2, Jude Wolfe at Central Michigan (Sept. 28)
1, Louis Brown IV vs. A&M-Commerce (Aug. 31)
1, Jordan Napier vs. A&M-Commerce (Aug. 31)
1, Jordan Napier at California (Sept. 14)
1, Louis Brown IV vs. Hawai'i (Oct. 5)

LONGEST RECEPTION

48, Nate Bennett vs. Hawai'i (Oct. 5)
44, Louis Brown IV vs. A&M-Commerce (Aug. 31)
43, Danny O'Neil at Central Michigan (Sept. 28)
41, Danny O'Neil at Central Michigan (Sept. 28)
40, Jordan Napier at California (Sept. 14)

MOST FIELD GOALS

2, Gabriel Plascencia vs. Hawai'i (Oct. 5)
1, Gabriel Plascencia vs. A&M-Commerce (Aug. 31)
1, Nick Lopez at California (Sept. 14)

LONGEST FIELD GOAL

50, Gabriel Plascencia vs. A&M-Commerce (Aug. 31)
43, Gabriel Plascencia vs. Hawai'i (Oct. 5)
29, Nick Lopez at California (Sept. 14)
24, Gabriel Plascencia vs. Hawai'i (Oct. 5)

MOST PUNTS

7, Tyler Pastula vs. Oregon State (Sept. 7)
6, Tyler Pastula at California (Sept. 14)
5, 2x, last: Tyler Pastula vs. Hawai'i (Oct. 5)

HIGHEST PUNTING AVERAGE

48.6, Tyler Pastula vs. Oregon State (Sept. 7)
47.6, Tyler Pastula vs. Hawai'i (Oct. 5)
47.2, Tyler Pastula at Central Michigan (Sept. 28)

LONGEST PUNT

65, Tyler Pastula vs. Hawai'i (Oct. 5)
63, Tyler Pastula vs. Oregon State (Sept. 7)
55, 2x, last: Tyler Pastula vs. Hawai'i (Oct. 5)

LONGEST PUNT RETURN

15, Mekhi Shaw vs. Hawai'i (Oct. 5)
12, Jordan Napier vs. Hawai'i (Oct. 5)
6, Mekhi Shaw at California (Sept. 14)
5, Mekhi Shaw vs. Oregon State (Sept. 7)

MOST PUNT RETURN YARDS

22, Mekhi Shaw vs. Hawai'i (Oct. 5)
12, Jordan Napier vs. Hawai'i (Oct. 5)
5, Mekhi Shaw vs. Oregon State (Sept. 7)
3, Mikey Welsh vs. A&M-Commerce (Aug. 31)

LONGEST KICKOFF RETURN

44, Ja'Shaun Poke vs. A&M-Commerce (Aug. 31)
35, Ja'Shaun Poke vs. Hawai'i (Oct. 5)
12, Jordan Napier vs. Hawai'i (Oct. 5)
11, Ja'Shaun Poke at California (Sept. 14)

MOST KICKOFF RETURN YARDS

46, Ja'Shaun Poke vs. A&M-Commerce (Aug. 31)
35, Ja'Shaun Poke vs. Hawai'i (Oct. 5)
12, Jordan Napier vs. Hawai'i (Oct. 5)
11, Ja'Shaun Poke at California (Sept. 14)

MOST ALL-PURPOSE YARDS

233, Marquez Cooper vs. A&M-Commerce (Aug. 31)
149, Louis Brown IV at Central Michigan (Sept. 28)
137, Marquez Cooper vs. Hawai'i (Oct. 5)
111, Marquez Cooper at Central Michigan (Sept. 28)
91, Louis Brown IV vs. A&M-Commerce (Aug. 31)

MOST TACKLES

15, JD Coffey III at Central Michigan (Sept. 28)
9, Chris Johnson vs. Oregon State (Sept. 7)
8, Tano Letuli vs. A&M-Commerce (Aug. 31)
8, Trey White at Central Michigan (Sept. 28)
8, Dalsean Staley vs. Hawai'i (Oct. 5)

MOST SACKS

3.0, Trey White at Central Michigan (Sept. 28)
3.0, Trey White vs. Hawai'i (Oct. 5)
2.5, Trey White at California (Sept. 14)
1.5, Tupu Alualu at California (Sept. 14)

MOST TACKLES FOR LOSS

4.0, Trey White at Central Michigan (Sept. 28)
4.0, Trey White vs. Hawai'i (Oct. 5)
2.5, Trey White at California (Sept. 14)
1.5, Trey White vs. A&M-Commerce (Aug. 31)
1.5, Tupu Alualu at California (Sept. 14)

MOST INTERCEPTIONS

1, JD Coffey III vs. A&M-Commerce (Aug. 31)
1, Tano Letuli at California (Sept. 14)
1, Bryce Phillips at Central Michigan (Sept. 28)
1, Jelani Whitmore vs. Hawai'i (Oct. 5)

LONGEST INTERCEPTION RETURN

68, Bryce Phillips at Central Michigan (Sept. 28)
45, JD Coffey III vs. A&M-Commerce (Aug. 31)
20, Tano Letuli at California (Sept. 14)

RED indicates touchdown scored on play

THIRD DOWN EFFICIENCY ANALYSIS

	Total	Pct.	1	2	3	4	5	6	7	8	9	10	11+	Longest Converted
SAN DIEGO STATE	28-72	38.88	2-2	2-2	2-2	4-9	3-8	2-6	1-3	3-7	2-6	0-2	2-22	3rd & 12 vs. OSU
OPPONENTS	32-81	39.51	9-11	2-5	5-5	4-6	3-6	2-7	0-3	2-7	0-2	4-8	3-16	3rd & 13 vs. UH

GOAL TO GO

	No.	Score	TD	FG	MFG	Downs	TOs	Half	Game	Points^	PPP
SAN DIEGO STATE	6	5	5	0	0	0	1	0	0	31	5.17
OPPONENTS	8	8	6	2	0	0	0	0	0	43	5.38

^ - does not include PAT. PPP - points per possession

PUNT ANALYSIS

	Punts	Yards	Avg.	TB	Returns	Yards	Avg.	Net Avg.	Pct. Not Returned	In 20	In 10	In 5	Opp. Territory No.	Yds.	Adj. 50 & Out No.	Avg.
Tyler Pastula	26	1,198	46.1	4	8	59	7.4	40.7	69.23	9	4	1	4	172	22	46.6
TEAM (blocked punts)	1	4	4.0	0	0	0	0	0	0.00	0	0	0	0	0	0	0.0
TOTAL	27	1,202	44.5	4	8	59	7.4	39.4	70.37	9	4	1	4	172	23	44.8
OPPONENTS	22	877	39.9	1	10	40	4.0	37.1	54.55	4	1	0	2	60	20	40.9

Returns - times the opponent returned a punt. Yards - yards for the returned punts. Avg. - yards per returned punt. Pct. Not Returned - percent of punts that were not returned. In 20 - inside the 20. In 10 - inside the 10. In 5 - inside the 5. Opp. Territory - number and yards of punts inside opponents territory. Adj. 50 & Out - punt average excluding punts inside opponents territory.

KICKOFF ANALYSIS

	Total	RET	FC	MUF	NA	TB	In 20	In 25	OB	OnS	Squib	Total YL	Return YL	AFP	AFP w/R
Gabriel Plascencia	16	9	2	0	6	4	3	5	1	0	0	381	222	23.81	24.67
Nick Lopez	6	2	1	1	4	3	0	1	0	0	0	157	52	26.17	26.00
TOTAL	22	11	3	1	10	7	3	6	1	0	0	538	274	24.45	24.91
OPPONENTS	24	7	0	1	15	15	4	4	2	0	0	617	157	25.71	22.43

Does not include penalties. RET - no. of returns. FC - fair catch. MUF - muffed. NA - no attempt at a return. TB - touchback. In 20 - inside 20. In 25 - inside 25. OB out of bounds. OnS - onsides (does not count for AFP or AFP w/R). Squib - squibs. Total YL - opponent total yard line. Return YL - opponent total yard line on returns. AFP - average field position on kickoffs. AFP w/R - average position on returned kickoffs

LAST TIME IT HAPPENED

TEAM

Scored, 60 or More Points
Scored, 50 or More Points
Scored, 40 or More Points
Scored, 30 or More Points

Total Offense, 600 Yards or More
Total Offense, 500 Yards or More
Total Offense, 400 Yards or More

Total Offense, 85 or More Plays
Total Offense, 75 or More Plays
30 or More First Downs
25 or More First Downs

Two-Point Conversion

Rushing, 500 Yards or More
Rushing, 400 Yards or More
Rushing, 300 Yards or More
Rushing, 80 or More Attempts
Rushing, 70 or More Attempts
Rushing, 60 or More Attempts
Rushing, 50 or More Attempts
Rushing, 7 or More Touchdowns
Rushing, 6 or More Touchdowns
Rushing, 5 or More Touchdowns
Rushing, 4 or More Touchdowns

Passing, 500 Yards or More
Passing, 400 Yards or More
Passing, 300 Yards or More
Passing, 50 or More Attempts
Passing, 40 or More Attempts
Passing, 30 or More Attempts
Passing, 30 or More Completions
Passing, 25 or More Completions
Passing, 20 or More Completions
Passing, 6 or More Touchdowns
Passing, 5 or More Touchdowns

Shut Out
Shut Out Through 3 Quarters
Shut Out Through Halftime
Shut Out Through 1 Quarter

Recorded a Safety
Allowed No Offensive Touchdowns

Allowed 200 Yards or Less Total Offense
Allowed 100 Yards or Less Total Offense

Allowed 50 Yards or Less Rushing
Allowed 100 Yards or Less Rushing
Allowed 100 Yards or Less Passing

Allowed 10 First Downs or Fewer

Did Not Commit a Turnover
Recorded 6 or More Turnovers
Recorded 5 or More Turnovers
Intercepted 5 or More Passes
Intercepted 4 or More Passes
Intercepted 3 or More Passes
Recovered 4 Fumbles
Recovered 3 Fumbles

San Diego State

Nov. 3, 1990 vs. Utah (66)
Nov. 4, 2017 at San José State* (52)
Aug. 31, 2024 vs. A&M-Commerce (45)
Aug. 31, 2024 vs. A&M-Commerce (45)

Nov. 4, 2017 at San José State* (648)
Oct. 31, 2020 at Utah State* (570)
Aug. 31, 2024 vs. A&M-Commerce (468)

Oct. 26, 2013 vs. No. 15 Fresno State* (87)
Nov. 25, 2023 vs. Fresno State* (79)
Dec. 21, 2021 vs. No. 24/25 UTSA (31)
Dec. 21, 2021 vs. No. 24/25 UTSA (31)

Aug. 31, 2024 vs. A&M-Commerce

Nov. 4, 2017 at San José State* (554)
Oct. 31, 2020 at Utah State* (407)
Sept. 2, 2023 vs. Idaho State (302)
Has not occurred
Nov. 4, 2017 at San José State* (71)
Nov. 4, 2017 at San José State* (71)
Nov. 25, 2023 vs. Fresno State (53)
Sept. 14, 1991 vs. Pacific (7)
Nov. 4, 2017 at San José State* (6)
Nov. 4, 2017 at San José State* (6)
Sept. 2, 2023 vs. Idaho State (4)

Nov. 20, 2010 vs. No. 25 Utah* (528)
Dec. 17, 2011 vs. La.-Lafayette (413)
Dec. 24, 2022 vs. Middle Tennessee (309)
Aug. 31, 2013 vs. Eastern Illinois (64)
Nov. 4, 2023 vs. Utah State* (40)
Oct. 5, 2024 vs. Hawai'i* (33)
Nov. 6, 2020 vs. San José State* (30)
Nov. 4, 2023 vs. Utah State* (26)
Oct. 5, 2024 vs. Hawai'i* (24)
Oct. 24, 2009 at Colorado State* (6)
Oct. 24, 2009 at Colorado State* (6)

Aug. 31, 2019 vs. Weber State (W, 6-0)
Sept. 24, 2022 vs. Toledo (W, 17-14)
Nov. 26, 2022 vs. Air Force* (L, 3-13)
Aug. 31, 2024 vs. A&M-Commerce (W, 45-14)

Sept. 2, 2023 vs. Idaho State (W, 36-28)
Oct. 21, 2023 vs. Nevada* (L, 0-6)

Aug. 31, 2024 vs. A&M-Commerce (180)
Oct. 3, 2015 vs. Fresno State* (89)

Sept. 2, 2023 vs. Idaho State (22)
Aug. 31, 2024 vs. A&M-Commerce (63)
Oct. 21, 2023 vs. Nevada* (98)

Nov. 18, 2022 at New Mexico (9)

Sept. 28, 2024 at Central Michigan
Sept. 5, 2015 vs. San Diego (6)
Dec. 24, 2022 vs. Middle Tennessee (5)
Sept. 5, 2015 vs. San Diego (5)
Dec. 17, 2016 vs. Houston (4)
Sept. 2, 2023 vs. Idaho State (3)
Dec. 23, 2014 vs. Navy (4)
Oct. 14, 2023 at Hawai'i* (3)

Opponent

Nov. 26, 2016 vs. Colorado State* (63)
Nov. 26, 2016 vs. Colorado State* (63)
Sept. 30, 2023 at Air Force* (49)
Sept. 14, 2024 at California (31)

Sept. 10, 2016 vs. California (604)
Sept. 9, 2023 vs. UCLA (550)
Sept. 14, 2024 at California (473)

Dec. 23, 2017 vs. Army West Point (91)
Sept. 7, 2024 vs. Oregon State (78)
Dec. 23, 2017 vs. Army West Point (31)
Sept. 3, 2022 vs. Arizona (25)

Aug. 31, 2024 vs. A&M-Commerce

Has not occurred
Dec. 23, 2017 vs. Army West Point (440)
Sept. 30, 2022 at Boise State (316)
Dec. 23, 2017 vs. Army West Point (87)
Dec. 23, 2017 vs. Army West Point (87)
Nov. 26, 2022 vs. Air Force* (66)
Sept. 7, 2024 vs. Oregon State (51)
Oct. 18, 2008 at New Mexico* (8)
Oct. 18, 2008 at New Mexico* (8)
Sept. 30, 2022 at Boise State* (5)
Sept. 30, 2023 at Air Force* (4)

Sept. 10, 2016 vs. California (522)
Oct. 14, 2023 at Hawai'i* (427)
Oct. 14, 2023 at Hawai'i* (427)
Sept. 2, 2023 vs. Idaho State (63)
Oct. 5, 2024 vs. Hawai'i* (44)
Oct. 5, 2024 vs. Hawai'i* (44)
Sept. 2, 2023 vs. Idaho State (31)
Oct. 5, 2024 vs. Hawai'i* (26)
Oct. 5, 2024 vs. Hawai'i* (26)
Has not occurred
Nov. 26, 2016 vs. Colorado State* (5)

Sept. 7, 2024 vs. Oregon State (L, 0-21)
Sept. 7, 2024 vs. Oregon State (L, 0-21)
Sept. 7, 2024 vs. Oregon State (L, 0-21)
Sept. 7, 2024 vs. Oregon State (L, 0-21)

Nov. 11, 2023 at Colorado State* (L, 19-22)
Sept. 7, 2024 vs. Oregon State (L, 0-21)

Sept. 7, 2024 vs. Oregon State (179)
Oct. 4, 2008 at TCU* (85)

Nov. 26, 2022 vs. Air Force (-1)
Sept. 7, 2024 vs. Oregon State (72)
Oct. 21, 2023 vs. Nevada* (47)

Sept. 7, 2024 vs. Oregon State (7)

Sept. 7, 2024 vs. Oregon State
Has not occurred
Has not occurred
Sept. 23, 2016 vs. Utah* (5)
Aug. 31, 2013 vs. Eastern Illinois (8)
Sept. 9, 2023 vs. UCLA (3)
Nov. 16, 2013 at Hawai'i* (4)
Sept. 26, 2015 at Penn State (3)

LAST TIME IT HAPPENED

TEAM

Scored a Defensive Touchdown
Recorded 10 or More Tackles For Loss
Recorded 5 or More Sacks
No Penalties
Time of Possession, 35 plus minutes

San Diego State

Aug. 31, 2024 vs. A&M-Commerce (2)
Nov. 4, 2023 vs. Utah State* (12)
Sept. 14, 2024 at California (6)
Sept. 23, 2017 at Air Force*
Nov. 25, 2023 vs. Fresno State* (40:51)

Opponent

Sept. 30, 2023 at Air Force*
Sept. 9, 2023 vs. UCLA
Aug. 31, 2018 at No. 13/13 Stanford (5)
Dec. 19, 2018 vs. Ohio
Sept. 28, 2024 at Central Michigan (35:27)

INDIVIDUAL

RUSHING

Rushing, 300 Yards or More
Rushing, 250 Yards or More
Rushing, 200 Yards or More
Rushing, 150 Yards or More
Rushing, 100 Yards or More
Had two 100-yard Rushers
Rushing, 40 Times or More
Rushing, 35 Times or More
Rushing, 30 Times or More
Rushing, 25 Times or More
Rushing, 4 Touchdowns or More
Rushing, 3 Touchdowns or More
Rushing, 2 Touchdowns or More
Had a run of 90 yards or More
Had a run of 80 yards or More
Had a run of 70 yards or More
Had a run of 60 yards or More
Had a run of 50 yards or More

300, by Marshall Faulk vs. Hawai'i*, W - 52-28, Nov. 14, 1992
253, by Rashaad Penny at Hawai'i*, W - 28-7, Oct. 28, 2017
223, by Marquez Cooper vs. A&M-Commerce, W - 45-14, Aug. 31, 2024
223, by Marquez Cooper vs. A&M-Commerce, W - 45-14, Aug. 31, 2024
109, by Marquez Cooper vs. Hawai'i*, W - 27-24, Oct. 5, 2024
118, by Jordan Byrd and 116, by Chance Bell at New Mexico State, W - 31-10, Sept. 14, 2019
40, by Lynell Hamilton vs. Wyoming*, W - 25-20, Oct. 25, 2003
36, by Juwan Washington vs. Sacramento State, W - 28-14, Sept. 8, 2018
30, by Marquez Cooper vs. Hawai'i*, W - 27-24, Oct. 5, 2024
30, by Marquez Cooper vs. Hawai'i*, W - 27-24, Oct. 5, 2024
4, by Rashaad Penny vs. Army West Point, L - 35-42, Dec. 23, 2017
3, by Juwan Washington vs. Sacramento State, W - 28-14, Sept. 8, 2018
2, by Marquez Cooper vs. Hawai'i*, W - 27-24, Oct. 5, 2024
95, by Rashaad Penny at Arizona State, W - 30-20, Sept. 9, 2017
81, by Rashaad Penny vs. Army West Point, L - 35-42, Dec. 23, 2017
70, by Jalen Mayden vs. Fresno State*, W - 33-18, Nov. 25, 2023
70, by Jalen Mayden vs. Fresno State*, W - 33-18, Nov. 25, 2023
70, by Jalen Mayden vs. Fresno State*, W - 33-18, Nov. 25, 2023

PASSING

Passing, 500 Yards or More
Passing, 400 Yards or More
Passing, 300 Yards or More
Attempted 50 or More Passes
Attempted 40 or More Passes
Attempted 30 or More Passes
Completed 40 or More Passes
Completed 35 or More Passes
Completed 30 or More Passes
Threw Six Touchdown Passes
Threw Five Touchdown Passes
Threw Four Touchdown Passes
Threw Three Touchdown Passes
Completed a Pass of 80 Yards or More
Completed a Pass of 70 Yards or More
Completed a Pass of 60 Yards or More
Completed a Pass of 50 Yards or More

528, by Ryan Lindley vs. No. 25 Utah*, L - 34-38, Nov. 20, 2010
413, by Ryan Lindley vs. Louisiana-Lafayette, L - 30-32, Dec. 17, 2011
309, by Jalen Mayden vs. Middle Tennessee, L - 23-25, Dec. 24, 2022
63, by Adam Dingwell vs. Eastern Illinois, L - 19-40, Aug. 31, 2013
43, by Jalen Mayden vs. Middle Tennessee, L - 23-25, Dec. 24, 2022
33, by Danny O'Neil vs. A&M-Commerce, W - 45-14, Aug. 31, 2024
40, by Todd Santos vs. Stanford, L - 40-44, Oct. 17, 1987
36, by Ryan Lindley vs. No. 25 Utah*, L - 34-38, Nov. 20, 2010
33, by Ryan Agnew vs. Fresno State*, W - 17-7, Nov. 15, 2019
6, by Ryan Lindley at Colorado State*, W - 42-28, Oct. 24, 2009
6, by Ryan Lindley at Colorado State*, W - 42-28, Oct. 24, 2009
4, by Ryan Lindley vs. Cal Poly, W - 49-21, Sept. 3, 2011
3, by Jalen Mayden vs. Utah State*, L - 24-32, Nov. 4, 2023
89, by Christian Chapman to Fred Trevillion vs. Boise State*, L - 14-31, Oct. 14, 2017
73, by Jalen Mayden to Kenan Christon vs. Middle Tennessee, L - 23-25, Dec. 24, 2022
69, by Jalen Mayden to Mekhi Shaw at Hawai'i*, W - 41-34, Oct. 14, 2023
69, by Jalen Mayden to Mekhi Shaw at Hawai'i*, W - 41-34, Oct. 14, 2023

RECEIVING

Caught 15 or More Passes
Caught 10 or More Passes
Had 200 or More Yards Receiving
Had 150 or More Yards Receiving
Had 100 or More Yards Receiving
Had two 100-yard Receivers
Caught Three or More TDs
Caught Two or More TDs

15, by DeMarco Sampson at Colorado State*, W - 42-28, Oct. 24, 2009
11, by Jesse Matthews vs. No. 24/25 UTSA, W - 38-24, Dec. 21, 2021
257, by DeMarco Sampson at Colorado State*, W - 42-28, Oct. 24, 2009
175, by Jesse Matthews vs. No. 24/25 UTSA, W - 38-24, Dec. 21, 2021
149, by Louis Brown IV at Central Michigan, L - 21-22, Sept. 28, 2024
125, by Gavin Escobar and 102, by Colin Lockett vs. Fresno State, W - 35-28, Dec. 3, 2011
3, by Jesse Matthews at UNLV*, W - 28-20, Nov. 19, 2021
2, by Jude Wolfe at Central Michigan, L - 21-22, Sept. 28, 2024

TOTAL OFFENSE

Had 500 or More Yards Total Offense
Had 400 or More Yards Total Offense
Had 100 Yards Both Passing and Rushing

518, by Ryan Lindley vs. No. 25 Utah, L - 34-38, Nov. 20, 2010
419, by Ryan Lindley vs. Louisiana-Lafayette, L - 30-32, Dec. 17, 2011
229 (passing), 101 (rushing), by Kevin O'Connell at Brigham Young*, L - 16-49, Nov. 6, 2004

SCORING

Accounted for Five or More TDs
Accounted for Four or More TDs
Accounted for Three or More TDs

5, by Ryan Katz vs. Hawai'i*, W - 52-14, Oct. 6, 2012
4, by Jalen Mayden, L - 28-32, Oct. 22, 2022
4, by Jalen Mayden, L - 28-32, Oct. 22, 2022

LAST TIME IT HAPPENED

RETURNS

Returned a Fumble for a Touchdown
 Returned an Interception for a Touchdown
 Returned a Kickoff for a Touchdown
 Returned a Punt for a Touchdown
 Returned a Two-Point Conversion
 Returned a Blocked Punt for a Touchdown
 Returned a Blocked Field Goal for a Touchdown

0, by Tano Letuli vs. A&M-Commerce, W - 45-14, Aug. 31, 2024
 45, by JD Coffey III vs. A&M-Commerce, W - 45-14, Aug. 31, 2024
 95, by Jordan Byrd vs. San Jose State*, W - 43-27, Nov. 12, 2022
 66, by Jordan Byrd vs. Idaho State, W - 38-7, Sept. 10, 2022
 David Lamar at New Mexico State, W - 26-16, Sept. 28, 2013
 Tyrell Shavers at Boise State*, L - 13-35, Sept. 30, 2022
 Has not happened since start of 2003 season

DEFENSE

Intercepted Three or More Passes
 Intercepted Two or More Passes
 Recovered Three or More Fumbles
 Recovered Two or More Fumbles
 Recorded 15 or More Tackles
 Recorded 10 or More Tackles
 Recorded Three or More Quarterback Sacks
 Recorded Two Quarterback Sacks
 Recorded Four Tackles for Loss
 Recorded Three Tackles for Loss

3, by Luq Barcoo at Colorado State*, W - 24-10, Oct. 5, 2019
 2, by Patrick McMorris vs. Boise State*, W - 27-16, Nov. 26, 2021
 Has not occurred
 2, by Kirk Morrison at New Mexico*, L - 8-15, Nov. 9, 2002
 15, by JD Coffey III at Central Michigan, L - 21-22, Sept. 28, 2024
 15, by JD Coffey III at Central Michigan, L - 21-22, Sept. 28, 2024
 3.0, by Trey White vs. Hawai'i*, W - 27-24, Oct 5, 2024
 3.0, by Trey White vs. Hawai'i*, W - 27-24, Oct 5, 2024
 4.0, by Trey White vs. Hawai'i*, W - 27-24, Oct 5, 2024
 4.0, by Trey White vs. Hawai'i*, W - 27-24, Oct 5, 2024

SPECIAL TEAMS

Scored 15 or More Points Kicking
 Scored 10 or More Points Kicking
 Kicked Five or More Field Goals
 Kicked Four or More Field Goals
 Kicked Three or More Field Goals
 Kicked Two Field Goals of 50 or More Yards
 Kicked a 50-yard Field Goal
 Kicked a Punt 70 or More Yards
 Kicked a Punt 60 or More Yards
 Punted Nine or More Times
 Totaled 100 or More Kick Return Yards
 Totaled 100 or More Punt Return Yards
 Blocked a Punt
 Blocked a Field Goal
 Blocked a PAT

15, by Jack Browning vs. Fresno State*, W - 33-18, Nov. 25, 2023
 15, by Jack Browning vs. Fresno State*, W - 33-18, Nov. 25, 2023
 Has not occurred
 4, by Jack Browning vs. Fresno State*, - W, 33-18, Nov. 25, 2023
 4, by Jack Browning vs. Fresno State*, - W, 33-18, Nov. 25, 2023
 51 and 50, by Chris O'Brien vs. New Mexico, W - 37-31, Nov. 17, 1984
 50, by Gabriel Plascencia vs. A&M-Commerce, W - 45-14, Aug. 31, 2024
 79, by Matt Araiza at Hawai'i*, W - 17-10, Nov. 6, 2021
 65, by Tyler Pastula vs. Hawai'i*, W - 27-24, Oct 5, 2024
 10, by Jack Browning at Boise State*, L - 13-35, Sept. 30, 2022
 104, by Kenan Christon vs. Boise State*, L - 31-34, Sept. 22, 2023
 106, by Lloyd Mills vs. South Alabama, L - 27-34 (ot), Sept. 19, 2015
 Eric Butler vs. Utah State*, L - 24-32, Nov. 4, 2023
 Cedarius Barfield at Fresno State, L - 28-32, Oct. 29, 2022
 Caden McDonald vs. Utah State, L, 13-46, Dec. 4, 2021