

SAN DIEGO STATE FOOTBALL

Contacts: Jamie McConeghy, Senior Assoc. AD of Communications & Media Relations (jmcconeg@sdsu.edu); Collin Robinson, Asst. Communications Director (crobinson3@sdsu.edu)

LIVE COVERAGE

TV/Stream: CBS Sports Network

Carter Blackburn (play-by-play)

Taylor McHargue (analysis)

Emily Proud (sidelines)

Kimani Morales (producer)



Aztecs Radio Network: San Diego Sports 760

pregame starts two hours before kickoff;

postgame show is one hour

Jon Schaeffer (play-by-play)

Rich Ohrnberger (analyst)

Ben Fletcher (pre, half, post)

J.R. Tolver (pre)



Live Stats: GoAztecs.com

THE SERIES (complete series info on pg. 8)

Series: Series tied, 1-1

Home: 1-0; Away: 0-1

Snapdragon Stadium: 0-0

Martin Stadium: 0-0

Longest SDSU Win Streak: 1 (2011-current)

Longest WSU Win Streak: 1 (2007)

2024 SCHEDULE / RESULTS

Texas A&M - Commerce **W, 45-14**
Sat., Aug. 31 | 5 p.m. PT | San Diego, Calif. | truTV/MAX

Oregon State **L, 0-21**
Sat., Sept. 7 | 7:30 p.m. PT | San Diego, Calif. | CBSSN

at (rv/rv) California **L, 10-31**
Sat., Sept. 14 | 7:30 p.m. PT | Berkeley, Calif. | ESPN

at Central Michigan **L, 21-22**
Sat., Sept. 28 | 3:30 p.m. ET | Mount Pleasant, Mich. | CBSSN

Hawaii* **W, 27-24**
Sat., Oct. 5 | 5 p.m. PT | San Diego, Calif. | CBSSN

at Wyoming* **W, 27-24**
Sat., Oct. 12 | 1:30 p.m. MT | Laramie, Wyo. | CBSSN

(rv/rv) Washington State
Sat., Oct. 26 | 7:30 p.m. PT | San Diego, Calif. | CBSSN

at Boise State*
Fri., Nov. 1 | 6 p.m. MT | Boise, Idaho | FS1

New Mexico*
Fri., Nov. 8 | 7:30 p.m. PT | San Diego, Calif. | FS1

at UNLV*
Sat., Nov. 16 | 7:30 p.m. PT | Las Vegas, Nev. | CBSSN

at Utah State*
Sat., Nov. 23 | 1:30 p.m. MT | Logan, Utah | CBSSN

Air Force*
Sat., Nov. 30 | TBA | San Diego, Calif. | FOXSN

TOC	Page No.	Roster	22-23
Media Availability	2	2-Deep	24
General Notes	3-18	Recaps	25-30
Series History	8-10	Statistics	31-57
MW / Opponent Info	19	Last Time it Happened	58-60
Coaching Staff	20-21	Snapdragon Records	61-65

GAME 7

SAN DIEGO STATE (3-3) VS. (rv/rv) WASHINGTON STATE (6-1)

Saturday, Oct. 26, 2024 ■ 7:30 p.m. PT ■ San Diego, Calif. ■ Snapdragon Stadium (35,000)



AZTECS

Head Coach: Sean Lewis

Record at SDSU: 3-3 (first season)

Career Record: 27-34 (sixth season)

Lewis Record vs. WSU: 0-0

COUGARS

Head Coach: Jake Dickert

Record at WSU: 21-17 (third season)

Career Record: Same

Sawvel Record vs. SDSU: 0-0



SAN DIEGO STATE HOSTS WASHINGTON STATE FOR HOMECOMING GAME ON SATURDAY NIGHT

- Coming off consecutive three-point victories and a second idle week in a five-week span, San Diego State returns to America's Finest City to welcome Washington State on Saturday night for Homecoming Weekend.
- It is just the second home game in a span of 49 days for the Aztecs (3-3), who are tied atop the Mountain West standings with Boise State and UNLV with a 2-0 conference record.
- SDSU opened its season with a 45-14 win over Texas A&M-Commerce at Snapdragon Stadium on Aug. 31 and followed with a 21-0 home loss to Oregon State on Sept. 7. San Diego State's only other home game this year was a 27-24 victory over Hawai'i on Oct. 5.
- Only four FBS teams in the country this season have played fewer home games so far than the Aztecs' three, including Akron, Appalachian State, Ball State and Western Michigan and only Liberty has played fewer overall games than SDSU's six.
- San Diego State has consecutive 27-24 wins, taking down Wyoming on Oct. 12 in Laramie after beating Hawai'i in the MW opener on Oct. 5.
- Along with a tough 22-21 loss at Central Michigan on Sept. 29, the Aztecs have played in three consecutive games decided by three points or less for the first time since 1978 (lost at Miami, 16-14; won vs. New Mexico, 27-24; lost vs. Utah, 20-18).
- SDSU has back-to-back wins by the same score (in this case 27-24) for the first time in its Division I history (since 1969) and consecutive three-point victories for the first time since 1995 (30-27 vs. Nevada on Sept. 28 and 24-21 at Utah on Oct. 7).
- On Oct. 12 at Wyoming, San Diego State true freshman quarterback Danny O'Neil connected with redshirt freshman Jordan Napier on consecutive big pass plays to tie the game in the fourth quarter and Gabe Plascencia nailed a 28-yard field goal for what proved to be the game-winning points in the 27-24 win.
- O'Neil threw for a career-high 254 yards and a touchdown, completing 16 of 27 passes, en route to being named the Mountain West Freshman of the Week for the second straight week.
- O'Neil did throw an interception late in the second quarter, his first of the career coming on his 128th pass attempt, but the Cowboys failed to score.
- On the other side of the ball, the Aztecs picked off UW quarterback Evan Svoboda twice - a 42-yard return by Chris Johnson that led to the first of two Plascencia field goals and then a 43-yard return for a touchdown by Eric Butler.
- It was the third defensive touchdown of the season for SDSU, which is tied for the fifth most in the country.
- The NCAA's active leading rusher - Marquez Cooper - ran for 87 yards and a touchdown on 25 carries, while Ja'Shaun Poke caught eight passes for 60 yards and Napier four catches for 91 yards and the game-tying touchdown.
- EDGE Trey White continued his remarkable start to the season, registering two sacks (his fourth straight game with multiple sacks) and three tackles for loss.
- White has 11 sacks through six games, including 10.5 over the last four games. White is averaging 1.83 sacks per game, which would be a NCAA FBS record for most sacks per game in a season (NCAA's defensive stats go back to 2000), just ahead of Arizona State's Terrell Suggs (1.71 in 2002), Louisville's Elvis Dumervil (1.67 in 2005) and Syracuse's Dwight Freeney (1.46 in 2001).
- White is already seventh in San Diego State single-season history with 11 sacks, only trailing Mike Douglass (21.0 in 1976), Brett Faryniartz (13.0 in 1987), Andy Coviello (12.5 in 1991), Kabeer Gbaja-Biamila (12.0 in 1997 and 1999) and current Kansas City Chief Cameron Thomas (11.5 in 2021).
- Last week, White was added to the Bednarik Award Watch List for the most outstanding defensive player and was named to five midseason All-America teams.
- As a team, the Aztecs rank second in the country with 4.17 sacks per game. White's 1.83 sacks per game are more than 47 other FBS teams, including Arizona, Brigham Young, Oklahoma State, Wisconsin, Washington State, UCLA and USC, among others.
- White leads the country in sacks per game (1.83), tackles for loss (15.0), tackles for loss per game (2.50) and tackles for loss

COMBINED FB & MBB WINNING PCT. / SINCE 2010

Below is a list of the highest combined football and men's basketball winning pct. (through Oct. 19)

Rk.	School	Pct.
1.	Ohio State	.7265
2.	San Diego State	.7260
3.	Oregon	.715
4.	Duke	.706
5.	Alabama	.693
6.	Wisconsin	.690
7.	Arizona	.687
8.	Kentucky	.685
9.	Michigan State	.683
10.	Cincinnati	.682

MOST RUSHING YARDS / FBS / ACTIVE

Rk.	Player, Current School	Yds.
1.	Marquez Cooper, SDSU	4,526
2.	Tahj Brooks, Texas Tech	3,856
3.	Devin Neal, Kansas	3,769
4.	Nate Noel, Missouri	3,577
5.	Ashton Jeanty, Boise State	3,416

* Cooper spent 2020-22 at Kent State and 2023 at Ball State

MOST SACKS PER GAME / FBS / SINCE 2000

Rk.	Player (School)	Year SPG
1.	Terrell Suggs (ASU)	2002 1.71
2.	Elvis Dumervil (L'ville)	2005 1.67
3.	Dwight Freeney (Syracuse)	2001 1.46
4.	Dan Bazuin (CMU)	2005 1.45
5.	Cade Hall (SJSU)	2020 1.43

Trey White (SDSU) 2024 1.83
* White has 11.0 sacks in six games this season



SAN DIEGO STATE MEDIA AVAILABILITY: WASHINGTON STATE

20 SUN	21 MON	22 TUE	23 WED	24 THU	25 FRI	26 SAT
Closed Practice No media availability.	SDSU Media Luncheon 11:15 a.m. - Food arrives 11:30 p.m. - Coach Lewis No practice No student-athlete availability. Game Notes News Conference Video News Conference Quotes	FINAL MEDIA DAY FOR ASST. COACHES 8:45-9:15 a.m. - Open Practice Open to media who cover SDSU on a regular basis (must contact media relations office). 11 a.m. - Post-practice availability requests (up to a max of two) due by 9 a.m.: - Assistant coaches	FINAL MEDIA DAY FOR STUDENT-ATHLETES 8:45-9:15 a.m. - Open Practice Open to media who cover SDSU on a regular basis (must contact media relations office). 11 a.m. - Post-practice availability (only student-athlete request availability for the week; requests (up to a max of two) due by 9 a.m.): - Selected players - Coach Lewis (briefly) Media Scrum Video Broadcast Flip Card	Closed Practice No media availability. 6 p.m. - The Sean Lewis Show live on San Diego Sports 760.	Closed Practice No media availability.	San Diego State vs. Washington State, 7:30 p.m. PT on CBS Sports Network and San Diego Sports 760. Postgame News Conference - San Diego State's locker room is closed. Coach Lewis and selected players will be available after a cooling off period. Contact the media relations office for details. Live: Game Live: Stats Game Stats Postgame Notes Postgame Quotes News Conference Archive Highlights

Items in red are sent out to the media distribution list and/or are available on that day at GoAztecs.com.

SDSU MEDIA RELATIONS

Phone: (619) 594-5547

Fax: (619) 582-6541

Overnight Address:

Aztec Athletics Center, Suite 3014
 5302 55th Street
 San Diego, CA 92182-4309

Website: GoAztecs.com

Public Twitter: GoAztecs

Game Notes Twitter: GoAztecsStats

Jamie McConeghy* | Senior Assoc. AD/Comm. & Media Relations

Office: (619) 594-3023 **Cell:** (607) 435-5577

E-Mail: jmcconeg@sdsu.edu

Collin Robinson* | Assistant Communication Director

Office: (619) 594-5548

E-Mail: crobenson3@sdsu.edu

Richard Stern | Assistant AD - Communications

Office: (619) 594-5548

E-Mail: rstern@sdsu.edu

Ben Pearson | Assistant Communications Director

Office: (619) 594-2576

E-Mail: bpearson@sdsu.edu

Jim Solien | Assistant Media Relations Director

Office: (619) 594-2576

E-Mail: jsolien@sdsu.edu

Sam Meyers | Assistant Communications Director

Office: (619) 594-5242

E-Mail: scmeyers@sdsu.edu

Rachel Gonzales% | Media Relations Coordinator

Office: (619) 594-5547

E-Mail: regonzales@sdsu.edu

Andrew Burton | Coordinator of Multimedia Productions

Office: (619) 594-2428

E-Mail: aburton2@sdsu.edu

PRACTICE

All practices are closed to both the public and the media with the exception being the first 20 minutes of Tuesday and Wednesday's workouts (media only). Members of the media planning to attend Tuesday or Wednesday's practice will need to email the athletic communications office to be placed on a list to gain access to the practice fields.

Post-practice interview requests should be submitted to the San Diego State athletic communications office no later than 9 a.m. PT on the day of the potential interview. Other interview requests must be made at least 24 hours in advance.

MONDAY NEWS CONFERENCE

SDSU will hold its news conference on Monday's at 11:30 p.m. PT with the exception of the first week.

Contact the SDSU athletic communications office for more details.

A brief transcript of the weekly media luncheon will be posted on GoAztecs.com. Contact the athletic communications office for additional details.

THE SEAN LEWIS RADIO SHOW

This season, the Sean Lewis Show will air live weekly on Thursday evenings from 6-7 p.m. PT on San Diego Sports 760.

VIDEO FOOTAGE OF GAMES

Video highlights and interview footage will once again be available to the media for San Diego State road games (time permitting). For more information contact Jamie McConeghy at (619) 594-3023.

COLLEGE PRESS BOX.COM

CollegePressBox.com is the official media website for Mountain West football. Access and download weekly game notes, quotes, statistics, media guide headshots, logos and more for the conference and each of its 12 member schools throughout the season. Login information will be distributed by the conference office to accredited media or you can apply for a password by sending an email to password@collegepressbox.com.

* primary football contacts; % credential requests

- yards (91), and is tied for first in total sacks (11.0), and tied for third in sack yards (60).
- O'Neil, the first true freshman to start a season-opener in SDSU's Division I history (since 1969), is 87-for-140 for the year with 1,045 yards, six touchdowns and just one interception.
 - Cooper is the active leader in FBS play in both rushing yards (4,526) and all-purpose yards (5,194), and second in rushing touchdowns (39), third in rushing yards per game (94.3, min. 25 GP) and tied for fifth in total touchdowns (39).
 - Cooper, who has three straight 1,000-yard seasons (2023 at Ball State, and 2021-22 at Kent State under Sean Lewis), enters the weekend 12th in the country with 111.7 rushing yards per game. He has rushed for 670 yards and six touchdowns in six games, while adding 10 catches for 58 yards.
 - San Diego State started the season with a 1-3 record, its first 1-3 start since the 2015 campaign. That year, the Aztecs won their final 10 games of the year, including a 27-24 victory over Air Force in the Mountain West Championship game and a 42-7 win over Cincinnati in the Hawai'i Bowl.
 - That was the first of back-to-back MW championships for the Aztecs, who have three in league history (2012, 2015 and 2016).
 - SDSU and the Cougars (6-1) are facing one another for the first time since a 42-24 San Diego State win on Sept. 17, 2011. WSU won the first meeting on Sept. 8, 2007 by a 45-17 score at Qwest field in Seattle.
 - On Saturday, it will be 4,788 days since the last meeting on Sept. 17, 2011. That's 13 years, 1 month and 9 days.
 - One of the most innovative minds in college football over the past decade, Sean Lewis was named the 19th head coach in the history of the San Diego State football program, as announced on Nov. 29, 2023. Lewis, 38, brings an extensive résumé to The Mesa, serving as head coach at Kent State from 2018-22 before spending the 2023 campaign as offensive coordinator/quarterbacks coach at Colorado under head coach Deion Sanders. He has also witnessed great success as a coordinator/ assistant coach in stops at Syracuse (2016-17), Bowling Green (2014-15) and Eastern Illinois (2012-13).
 - Last season at Colorado, the Buffaloes were ranked sixth in the country in passing yards per game (330.0) and 39th in scoring (32.1) with Lewis calling the plays. When Lewis stopped calling plays, Colorado dropped to 59th in passing (224.0) and 100th in scoring (20.3).
 - In 2021, Kent State set program records in plays (1,052), yards (6,907), first downs (364), rushing yards (3,482) and passing yards (3,425). Additionally, the Golden Flashes ranked third in the country that year in rushing (248.6) and first downs (364), fourth in total offense (495.2) and 30th in scoring (33.0).
 - In the COVID-shortened 2020 season, Kent State led the country in scoring (49.8) and total offense (606.5), ranked second in in pass efficiency rating (191.2) and third down conversion percentage (56.1), third in rushing (283.0) and fourth down conversion percentage (87.5), and 10th in passing (323.5).
 - While at Syracuse, his 2016 offense set or tied 40 program records, including passing yards (3,855), while the 5,290 yards were the second most in school history.
 - Lewis also had the fourth-ranked offense (546.8) at Bowling Green in 2015 and the sixth-ranked scoring offense (42.2).
 - The Aztecs have posted a .500 or better overall record and a winning record in Mountain West action in 13 of the past 14 seasons, only failing to do so last year (4-8 overall, 2-6 in MW).
 - San Diego State once again plays one of the toughest schedules in the country with seven of its 11 FBS games against teams that made a bowl game in 2023 and three against former Pac-12 teams (hosting Oregon State on Sept. 7, at California on Sept. 14 and hosting Washington State on Oct. 26).
 - SDSU returns only two all-Mountain West players from a year ago in Mekhi Shaw (honorable mention at both wide receiver and punt returner) and Kenan Christon (honorable mention at kick returner).
 - Gone from San Diego State are second-team honorees TE Mark Redman, OL Cade Bennett, CB Noah Tumblin and P Jack Browning, including the latter two which are vying for spots in NFL camps. Other all-conference performers gone from SDSU are QB Jalen Mayden, LB Zyrus Fiasseu and CB Dez Malone. In all, 18 starters are gone from the 2023 squad.
 - Joining first-year head coach Sean Lewis are 55 total newcomers (combining scholarships and walk-ons).

BEST FBS RECORD SINCE 2015

Below is a list of the highest winning percentages in the nation for FBS schools since the beginning of the 2015 season. (note: minimum 100 games played as an FBS school; through Oct. 19)













Rk.	Team	W	L	Pct.
1.	Alabama	120	14	.896
2.	Ohio State	106	15	.876
3.	Clemson	115	18	.865
4.	Georgia	110	20	.846
5.	Oklahoma	98	27	.784
6.	Michigan	93	28	.769
7.	Notre Dame	93	29	.762
8.	Appalachian State	90	34	.726
9.	Boise State	87	33	.725
	Penn State	87	33	.725
11.	LSU	88	34	.721
12.	Washington	83	35	.703
13.	Oregon	84	36	.700
14.	Iowa	85	37	.697
15.	Wisconsin	84	37	.694
16.	Oklahoma State	85	39	.685
17.	Memphis	84	39	.683
18.	Utah	81	39	.675
19.	Toledo	79	39	.669
20.	San Diego State	79	41	.658

CALIFORNIA FBS RECORDS SINCE 2015

Below is a look at the best records in the state of California since the beginning of the 2015 campaign (through Oct. 19). BG - indicates number of bowl games the team has participated in since 2015. AP Rk. - indicates current final team ranking in the Associated Press poll.

Rk.	Team	W	L	Pct.	BG	AP Rk.
1.	San Diego State	79	40	.658	7	-
2.	USC	73	45	.619	6	-
3.	Fresno State	66	51	.564	5	-
4.	Stanford	59	56	.513	4	-
5.	UCLA	55	59	.482	5	-
6.	California	52	59	.468	4	-
7.	San José State	49	65	.430	4	-

2024 SCHEDULE / RESULTS

Date	Opponent	Site	TV/Stream	Time/Result	Series	Notes
Aug. 31	 Texas A&M-Commerce Lions	San Diego, Calif. Snapdragon Stadium	truTV/MAX	W, 45-14	SDSU, 1-0	SDSU outscores TC, 42-8, in 2H in Lewis debut; Cooper: 223 yds., 2 TD; TR-Fr. O'Neil starts at QB
Sept. 7	 Oregon State Beavers	San Diego, Calif. Snapdragon Stadium	CBS Sports Network	L, 0-21	OSU, 5-2	SDSU outgained, 420-179 (237-72 on ground); Aztecs only get into OSU territory 2 of 12 drives
Sept. 14	 at (rv/rv) California Bears	Berkeley, Calif. California Memorial Stadium	ESPN	L, 10-31	CAL, 5-4	Game combines for 27 penalties for 233 yds; Tup.-Johnson: 156 yds., 1 TD, 2 INT in 1st start
Sept. 28	 at Central Michigan Chippewas	Mt. Pleasant, Mich. Kelly/Shorts Stadium	CBS Sports Network	L, 21-22	Series tied, 1-1	SDSU misses 2 FGs in 4th Q (33 and 28 yds.); Brown: 8 rec., 149 yds.; Wolfe: 3-40-2 (TD)
Oct. 5	 Hawai'i Rainbow Warriors	San Diego, Calif. Snapdragon Stadium	CBS Sports Network	W, 27-24	SDSU, 26-11-2	SDSU now 11-2 vs. UH since it joined the MW; White: 3 sacks, 4 TFL for 2nd straight game
Oct. 12	 at Wyoming Cowboys	Laramie, Wyo. War Memorial Stadium	CBS Sports Network	W, 27-24	SDSU, 20-19	SDSU: 85 INT return yds, inc. 43-yd Butler TD; Plascencia: 2-2 FGs, including GW w/7:35 left
Oct. 26	 (rv/rv) Washington State Cougars	San Diego, Calif. Snapdragon Stadium	CBS Sports Network	7:30 p.m. PT	Series tied, 1-1	Teams last met in 2011 (at SDSU 42, WSU 24); Other meeting was 2007 (at WSU 45, SDSU 17)
Nov. 1	 at Boise State Broncos	Boise, Idaho Snapdragon Stadium	Albertsons Stadium	6 p.m. MT	Boise State, 5-4	SDSU outgained, 85, 439-403, in '23 but lost, 34-31; Longest winning streak in series is two
Nov. 8	 New Mexico Lobos	San Diego, Calif. Snapdragon Stadium	FS1	7:30 p.m. PT	SDSU, 29-15	Aztecs have won nine straight in series; Last loss was Oct. 18, 2008 in Albuquerque
Nov. 16	 at UNLV Rebels	Las Vegas, Nev. Allegiant Stadium	CBS Sports Network	7:30 p.m. PT	SDSU, 22-10	SDSU has won 4 straight in series & 8 of last 9; UNLV made MW championship for 1st time in '23
Nov. 23	 at Utah State Aggies	Logan, Utah Maverik Stadium	CBS Sports Network	1:30 p.m. MT	SDSU, 13-4	SDSU lost, 32-24, in double-overtime in 2023; Aztecs are 5-0 all-time at Utah State
Nov. 30	 Air Force Falcons	San Diego, Calif. Snapdragon Stadium	Fox Sports Networks	TBA	Air Force, 21-18	SDSU won 9 of last 11, but AFA has won last 2; Aztecs have won 5 of last 6 meetings at home

RUSHING YARDS / ALL-TIME[^] / FBS

Rk.	Player, Team	Years	Yards
1.	Donnel Pumphrey, San Diego State	2013-16	6,405
39.	Nick Chubb, Georgia	2014-17	4,769
42.	Marcus Allen, USC	1978-81	4,682
45.	Mohamed Ibrahim, Minnesota	2018-22	4,668
50.	Thurman Thomas, Oklahoma State	1984-87	4,595
52.	Marshall Faulk, San Diego State	1991-93	4,589
72.	Marquez Cooper, San Diego State*	2020-24	4,526

[^] According to SportsReference.com; * Cooper spent 2020-22 at Kent State and 2023 at Ball State

RUSHING YARDS / ACTIVE / FBS

Rk.	Player, Team	Years	Yards
1.	Marquez Cooper, San Diego State*	2020-24	4,526
2.	Tahj Brooks, Texas Tech	2020-24	3,856
3.	Devin Neal, Kansas	2021-24	3,769
4.	Nate Noel, Missouri	2020-24	3,577
5.	Ashton Jeanty, Boise State	2002-24	3,416

* Cooper spent 2020-22 at Kent State and 2023 at Ball State

ALL-PURPOSE YARDS / ACTIVE / FBS

Rk.	Player, Team	Years	Yards
1.	Marquez Cooper, San Diego State*	2020-24	5,194
2.	Brennan Presley, Oklahoma State	2020-24	4,706
3.	Brian Battie, Auburn	2020-24	4,386
4.	Devin Neal, Kansas	2021-24	4,327
5.	LaJohnntay Wester, Colorado	2020-24	4,302

* Cooper spent 2020-22 at Kent State and 2023 at Ball State

RUSHING TOUCHDOWNS / ACTIVE / FBS

Rk.	Player, Team	Years	TDs
1.	Devin Neal, Kansas	2021-24	40
2.	Marquez Cooper, San Diego State*	2020-24	39
3.	Ashton Jeanty, Boise State	2022-24	38
4.	Quinshon Judkins, Ohio State	2022-24	37
5.	Two tied at		36

* Cooper spent 2020-22 at Kent State and 2023 at Ball State

RUSHING YARDS PER GAME / ACTIVE / FBS

Rk.	Player, Team	Years	YPG [^]
1.	Ashton Jeanty, Boise State	2022-24	106.8
2.	Quinshon Judkins, Ohio State	2022-24	100.5
3.	Marquez Cooper, San Diego State*	2020-24	94.3
4.	Harrison Waylee, Wyoming	2020-24	89.9
5.	RJ Harvey, UCF	2020-24	86.3

* Cooper spent 2020-22 at Kent State and 2023 at Ball State; [^] min. 25 GP

RUSHING YARDS PER GAME / 2024 / FBS

Rk.	Player, Team	G	YPG
1.	Ashton Jeanty, Boise State	6	208.0
2.	Kaleb Johnson, Iowa	7	147.9
3.	Tahj Brooks, Texas Tech	6	134.0
4.	Bryson Daily, Army West Point	7	129.9
5.	Omarion Hampton, North Carolina	7	128.7
6.	RJ Harvey, UCF	7	127.1
7.	Bhayshul Tuten, Virginia Tech	7	124.4
8.	Cam Skattebo, Arizona State	7	121.1
9.	Kyle Monangai, Rutgers	7	120.7
10.	DJ Giddens, Kansas	7	120.4
11.	Dylan Sampson, Tennessee	7	119.7
12.	Marquez Cooper, San Diego State	6	111.7

■ The Aztecs do not have a single player in his final year of eligibility who began his career at San Diego State. SDSU and Troy are the only teams in the country without a player in his final year of eligibility who began his career at his current school (see chart page 3).

■ Overall, the Aztecs have 15 players in their final year of eligibility, which is the fifth fewest in the country. Only Illinois (12), Troy (12), Iowa State (14) and San Jose State (14) have fewer (see chart on page 3).

■ Additionally, SDSU returns only 54 players from a year ago, which ranks as the fourth fewest in the country.

■ San Diego State has 44 scholarship newcomers, the sixth most in the nation. The 40 scholarship returnees are tied for the sixth fewest in the country.

■ Lewis has brought along an impressive coaching staff to The Mesa, including six full-time coaches with previous coordinator experience. Three assistant coaches on the Aztec offensive staff have previous offensive coordinator experience, including pass game coordinator Laneer Sampson (2023 co-offensive coordinator/2022 pass game coordinator at Austin Peay), run game coordinator Mike Schmidt (2023 run game coordinator at Mississippi State, 2022 run game coordinator at Syracuse) and quarterbacks coach Matt Johnson (2023 offensive coordinator at Kent State). Additionally, senior offensive analyst Ryan Lindley was SDSU's offensive coordinator last season.

■ Defensively, Eric Schmidt is in his first season as SDSU's defensive coordinator. Schmidt previously spent two seasons at Washington as its special teams coordinator and coach of the EDGE position on defense. Defensive edges coach Rob Aurich (2022-23 defensive coordinator at Idaho, 2018-21 special teams coordinator at South Dakota, 2015-17 defensive coordinator at Bemidji State) also has previous coordinator experience.

■ Finally, associate head coach Zac Barton is in his first season as SDSU's special teams coordinator after spending last season at Kansas, where he served as the Jayhawks' special teams analyst. Prior to Kansas, Barton coached the special teams at Kent State from 2018-22 under Lewis.

■ Following Saturday's home game with Washington State, San Diego State plays consecutive Friday night games, including Nov. 1 at Boise State and Nov. 8 at home against New Mexico.

FEWEST PLAYERS IN FINAL YEAR OF ELIGIBILITY / FBS

Rk.	Team	No.
1.	Illinois	12
	Troy	12
3.	Iowa State	14
	San Jose State	14
5.	San Diego State	15

MOST SCHOLARSHIP NEWCOMERS / FBS

Rk.	Team	No.
1.	North Texas	54
2.	Colorado	49
3.	Arizona State	49
	Indiana	49
	Troy	49
6.	San Diego State	44

FEWEST PLAYERS IN FINAL YEAR OF ELIGIBILITY WHO BEGAN CAREER AT CURRENT SCHOOL / FBS

Rk.	Team	No.
1.	San Diego State	0
	Troy	0
3.	Colorado	1
4.	Arizona State	3
	Old Dominion	3
6.	Six tied at	4

FEWEST SCHOLARSHIP PLAYERS RETURNING / FBS

Rk.	Team	No.
1.	Colorado	31
	North Texas	31
3.	Arizona State	38
	Indiana	38
	Troy	38
5.	San Diego State	40
	Temple	40

FEWEST RETURNING PLAYERS / FBS

Rk.	Team	No.
1.	North Texas	46
2.	Colorado	51
3.	San Jose State	53
4.	San Diego State	54
5.	Arizona State	58
	Middle Tennessee	58
	Old Dominion	58
	Temple	58

PROGRAM-AT-A-GLANCE

■ SDSU's 72.60 combined winning percentage in football and men's basketball since the fall of 2010 only trails Ohio State (.7265) by 1/2 games. Rounding out the top five are Oregon (.715), Duke (.706) and Alabama (.693).

■ Since the start of the 2015 campaign, San Diego State ranks 20th in the country with a 65.8 winning percentage (min. 80 games played as an FBS school) (79-41).

■ SDSU had five double-digit victory seasons from 2015-21. Only eight schools in the nation can say that - San Diego State, Alabama, Appalachian State, Clemson, Georgia, Notre Dame, Ohio State and Oklahoma.

■ San Diego State posted 13 consecutive seasons with at least a .500 record until last year. That was tied for the sixth-longest streak nationally and was the longest streak among Pacific Time Zone teams.

■ The Aztecs have played in 12 bowl games since 2010, tied for the 13th most in the country. The only teams with more bowl appearances since 2010 other than SDSU are Alabama, Boise State, Clemson, Georgia, LSU, Mississippi State, Notre Dame, Ohio State, Oklahoma, Oklahoma State, Oregon and Wisconsin.

■ Since the start of the 2019 campaign, San Diego State is 28-15 in games decided by seven or more points.

■ The Aztecs are 28-15 in their last 43 games decided by one score.

■ San Diego State is 51-23 (.689) in its last 74 regular-season games against Mountain West opponents.

■ SDSU's defensive rankings since 2014: 2nd in interceptions (161), 1-6th in turnovers forced (233), 9th in total defense (323.9) and 9th in scoring (19.8)

■ Since the start of the 2015 season, San Diego State has 14 kickoff returns for touchdowns, the most in the country over that span.

■ The Aztecs also have five 100-yard kickoff return touchdowns since 2015, tied for the second most in the nation over that span.



Cooper

MR. COOPER

San Diego State senior running back Marquez Cooper is making the most of his opportunity to be the featured back in the San Diego State offense.

■ Cooper has three career 1,000-yard seasons, including 1,080 and 1,331 while at Kent State under Sean Lewis in 2021 and 2022, respectively, and 1,043 last year at Ball State.

■ Cooper is the active leader in FBS play in both rushing yards (4,526) and all-purpose yards (5,194), and second in rushing touchdowns (39), third in rushing yards per game (94.3, min. 25 GP) and tied for fifth in total touchdowns (39). <<< See Marquez Cooper rankings on the left.

■ Cooper's 4,526 rushing yards would rank third in SDSU program history, just ahead of Rashaad Penny (3,656 from 2014-17) and only behind Donnel Pumphrey (6,405 from 2013-16) and Marshall Faulk (4,589 from 1991-

93).

- Cooper has 20 career 100-yard rushing games, including 13 at Kent State (five in 2022, seven in 2021 and one in 2020), four at Ball State last year and three this season in six games at San Diego State.
- This season, Cooper ranks first in FBS play in rush attempts per game (25.17), third in rushing attempts (151, 1st in MW), tied for fourth in all-purpose plays (161, 1st in MW), 12th in rushing yards per game (111.67, 2nd in MW), 22nd in rushing yards (670, 2nd in MW) and 25th in all-purpose yards per game (121.33, 4th in MW). Cooper is also fifth in the Mountain West in rushing touchdowns (6, T-41st in FBS) and total all-purpose yards (728, 46th in FBS), tied for seventh in total touchdowns (6, T-68th in FBS) and eighth in rushing yards per carry (4.44).
- Cooper rushed for 223 yards in the opener vs. Texas A&M-Commerce on Aug. 31, the first 200-yard game by an Aztec since Rashaad Penny had 221 vs. Army West Point in the 2017 Armed Forces Bowl on Dec. 23 and the most by an Aztec since Penny had a career-high 234 at San Jose State on Nov. 4, 2017. Cooper became the 84th different Aztec with a 100-yard rushing game. It was the 17th time in SDSU's Division I history that an Aztec broke 100 rushing yards in a season opener and only trailed David Turner's 239 yards in the 1976 opener vs. Arkansas State. Cooper's 223 yards were also Snapdragon Stadium record and the fifth most in a FBS game this season. Cooper had his second 100-yard game of the season at Central Michigan on Sept. 28, rushing for 111 yards on 34 carries.
- Cooper had his second 100-yard game of the season at Central Michigan on Sept. 28, rushing for 111 yards and two touchdowns on 34 carries and his third the following week vs. Hawai'i on Oct. 5, running for 109 yards and two touchdowns on 30 attempts.



O'Neil

IN RAREFIED AIR

San Diego State true freshman quarterback **Danny O'Neil** has burst on the scene after joining the Aztecs in January for the spring semester. The Indianapolis native followed SDSU head coach Sean Lewis to The Mesa and was named the team's starting quarterback after practice on Aug. 19.

Below are some notes on O'Neil.

- O'Neil became the first true freshman quarterback in SDSU's Division I era (since 1969) to earn a start in a season-opener when he started against Texas A&M-Commerce on Aug. 31.
- He was the third true freshman quarterback in San Diego State's DI era to earn a start and is the second to pick up a win in his first start (also Spencer Brinton on Oct. 25, 1997 - SDSU 10, Hawai'i 3).
- The Aztecs scored 45 points in his first career start. In SDSU's two previous games that it started a true freshman quarterback for the first time, San Diego State combined for 23 points (10 vs. Hawai'i on Oct. 25, 1997 and 13 at Fresno State on Oct. 3, 2014).
- O'Neil was one of only two true freshmen in the country to start in the opening weekend (also Nebraska's Dylan Raiola).
- In the second half of the Texas A&M-Commerce game, O'Neil was 11-for-12 for 130 yards and two touchdowns for a 237.67 pass efficiency rating.
- O'Neil's first interception came in his fifth game of the season (sixth for SDSU) and 128th pass attempt at Wyoming on Oct. 12. His 127 passes without an interception only trailed Eastern Michigan's Cole Snyder (145) and USF's Byrum Brown (132) at the time.
- Among the Mountain West, O'Neil ranks fourth in pass efficiency rating (137.56, 54th in FBS), completions per game (17.40, 59th in FBS) and yards per attempt (7.46, 62nd in FBS), fifth in pass attempts per game (28.00, 59th in FBS), yards per completion (12.01, 61st in FBS) and completion percentage (62.14, 62nd in FBS), seventh in total offense per game (213.80), ninth in passing yards per game (209.00, 67th in FBS) and passing yards (1,045), tied for ninth in passing touchdowns (6), and 10th in total offensive plays (168) and total offense yards per play (6.36).
- O'Neil was named the Mountain West Freshman of the Week on Oct. 7 for his play against Hawai'i. O'Neil led the Aztecs to a 27-24 come-from-behind win over Hawai'i, completing his first 10 pass attempts and a career-high 24 for the game, going 24-for-33 for 224 yards, a touchdown and no turnovers. SDSU scored on five of its 10 drives, including three touchdowns and two field goals.
- O'Neil was named the Mountain West Freshman of the Week for a second straight week on Oct. 14 for his play at Wyoming, becoming the first Aztec to earn back-to-back weekly conference honors since Matt Araiza received consecutive special teams weekly awards Oct. 18-25, 2021. O'Neil was 16-of-27 for a season and career-high 254 yards leading the Aztecs to their second consecutive fourth quarter comeback victory at Wyoming and a 2-0 mark in conference play. In the fourth quarter alone, he was 4-of-7 for 127 yards leading back-to-back scoring drives, including a 27-yard touchdown pass and the game-winning field goal. According to Pro Football Focus, his 86.4 passing grade ranked sixth best in FBS during week seven (min. 30 drop backs).



White

HOMETOWN HERO

San Diego State sophomore **Trey White** is making the most of his move from linebacker to the new EDGE position in Eric Schmidt's 4-2-5 defense. White, who prepped at nearby Eastlake High School in Chula Vista, was named a captain by his teammates in late-August, along with Tano Letuli the first Aztec underclassmen to be named captains since current Minnesota Vikings head coach Kevin O'Connell (O'Connell was a four-time team captain from 2004-07).

Below are some notes on White's season so far.

- White has totaled 32 tackles (24 solo), including 15 tackles for a loss of 91 yards and 11 sacks for 60 yards, while adding a forced fumble and two pass breakups.
- White is off to a historic start to the season, on pace to break the FBS's record for the most sacks per game in a season (NCAA defensive stats go back to 2000). White is averaging 1.83 sacks per game, which would be a NCAA FBS record for most sacks per game in a season, just ahead of Arizona State's Terrell Suggs (1.71 in 2002), Louisville's Elvis Dumervil (1.67 in 2005) and Syracuse's Dwight Freeney (1.46 in 2001).
- White is averaging more sacks per game (1.83) than 47 other TEAMS.
- White leads the country in sacks per game (1.83), tackles for loss (15.0), tackles for loss per game (2.50) and tackles for loss yards (91), and is tied for first in total sacks (11.0), and tied for third in sack yards (60).
- According to Pro Football Focus, White ranks in a tie for 11th in the country in quarterback pressures (27) and tied for first among players with six games played or fewer.
- White is already seventh in SDSU single-season history with 11 sacks, only trailing Mike Douglass (21.0 in 1976), Brett Faryniarz (13.0 in 1987), Andy Coviello (12.5 in 1991), Kabeer Gbaja-Biamila (12.0 in 1997 and 1999) and current Kansas City Chief Cameron Thomas (11.5 in 2021).
- White logged three sacks and four tackles for loss at Central Michigan on Sept. 28. He was the first Aztec with four TFLs in a game since Jay Henderson had four vs. Northern Illinois on Sept. 30, 2017.
- White followed with another three sacks and four tackles for loss once again vs. Hawai'i on Oct. 5 en route to being named the

WASHINGTON STATE (6-1, 0-0 Pac-12)

Aug. 31	Portland State	W, 70-30
Sept. 7	Texas Tech	W, 37-16
Sept. 14	at Washington	W, 24-19
Sept. 20	San Jose State	W, 54-52 (2OT)
Sept. 28	at No. 25/rv Boise State	L, 24-45
Oct. 12	at Fresno State	W, 25-17
Oct. 19	Hawai'i	W, 42-10
Oct. 26	at San Diego State	7:30 p.m. PT
Nov. 9	Utah State	TBA
Nov. 16	at New Mexico	TBA
Nov. 23	at Oregon State*	4 p.m. PT
Nov. 30	Wyoming*	3:30 p.m. PT

TEAM COMPARISON (2024)

(National rankings (out of 133 in parentheses; through Oct. 19)

Category	San Diego State	Washington State
Record	3-3	6-1
Conference	2-0	0-0

Scoring Offense	21.67 (109)	39.43 (15)
Scoring Defense	22.67 (59)	27.00 (88)

Scoring Differential [^]	-7.40 (97)	+7.80 (38)
-----------------------------------	------------	------------

[^] ranking and numbers only include only vs. FBS schools

Rushing Offense	125.83 (101)	176.14 (48)
Passing Offense	201.83 (93)	283.29 (23)
Total Offense	327.67 (113)	459.43 (20)
Passing Efficiency	129.31 (87)	155.21 (25)

Rushing Defense	167.17 (96)	157.57 (83)
Passing Defense	209.83 (55)	268.29 (117)
Total Defense	377.00 (82)	425.86 (117)
Passing Eff. Defense	120.03 (40)	130.87 (72)

Net Punting	39.79 (54)	38.43 (78)
Punt Returns	5.38 (99)	9.71 (46)
Kickoff Returns	16.00 (117)	25.09 (17)
Punt Return Def.	5.90 (50)	9.88 (97)
Kick Return Def.	15.27 (10)	16.14 (19)

Interceptions Thrown	3 (14)	6 (70)
Fumbles Lost	1 (5)	1 (5)
Passes Intercepted	6 (48)	9 (15)
Fumbles Recovered	3 (67)	5 (27)
Turnovers Lost	4 (5)	7 (37)
Turnovers Gained	9 (62)	14 (14)
Turnover Margin	+0.83 (23)	+1.00 (13)

Sacks	4.17 (2)	1.43 (110)
Tackles for Loss	7.00 (19)	5.14 (88)
Sacks Allowed	2.17 (84)	2.86 (110)
TFL Allowed	7.67 (126)	6.86 (112)

First Downs Off.	102 (131)	162 (18)
First Downs Def.	130 (57)	151 (109)
3rd Down Conv. %	33.33 (113)	45.45 (25)
4th Down Conv. %	50.00 (75)	53.33 (68)
3D Conv. % Def.	42.11 (103)	38.71 (71)
4D Conv. % Def.	60.00 (91)	37.50 (21)

Fewest Penalties	10.17 (132)	6.86 (88)
Fewest Penalty Yds.	92.67 (133)	60.29 (88)

Red Zone Offense	76.47 (111)	86.67 (57)
Red Zone Defense	94.12 (118)	77.78 (29)

Time of Possession	26:16 (125)	28:56 (93)
--------------------	-------------	------------

SDSU IN THE RANKINGS (2024)

Category	Pct./No.	NCAA	MW
Rushing Offense	125.83	101	8
Passing Offense	210.83	93	7
Total Offense	327.67	113	10
Scoring Offense	21.67	109	9
Passing Efficiency	129.31	87	7
Rushing Defense	167.17	96	8
Passing Defense	209.83	55	3
Total Defense	377.00	82	4
Scoring Defense	22.67	59	2
Passing Efficiency Defense	120.03	40	4
Net Punting	39.79	54	5
Kickoff Returns	16.00	117	10
Punt Returns	5.38	99	10
Kickoff Return Yardage Def.	15.27	10	1
Punt Return Yardage Def.	5.90	50	4
Interceptions Thrown	3	14	1
Fumbles Lost	1	5	1
Passes Intercepted	6	48	5
Fumbles Recovered	3	67	6
Turnovers Lost	4	5	1
Turnovers Gained	9	62	4
Turnover Margin	+0.83	23	2
Sacks	4.17	2	2
Tackles for Loss	7.00	19	2
Sacks Allowed	2.17	84	10
Tackles for Loss Allowed	7.67	126	12
First Downs	102	131	12
Opponent First Downs	130	57	3
3rd Down Conversion Pct.	33.33	113	12
4th Down Conversion Pct.	50.00	75	9
3rd Down Defense	42.11	103	7
4th Down Defense	60.00	91	6
Fewest Penalties	10.17	132	11
Fewest Yards Penalized	92.67	133	12
Red Zone Offense	76.47	111	10
Red Zone Defense	94.12	118	9
Time of Possession	26:16	125	12
Field Goal Percentage	66.67	95	7
PAT Percentage	93.33	117	12
Winning Percentage	50.00	79	6

Red indicates top 25 in FBS or Mountain West leader

MOST STARTS / CONSECUTIVE STARTS

Most Starts	Starts
Tyler Pastula, P	51
Marquez Cooper, RB	48
Ryan Wintermeyer, LS	45
Nate Bennett, WR	37
Nate Williams, OL	33

Consecutive Starts	Streak
Tyler Pastula, P	51
Ryan Wintermeyer, LS	45
Marquez Cooper, RB	38
Nate Williams, OL	30
Bryce Phillips, CB	28

Mountain West Defensive Player of the Week on Oct. 7 for the first time of his career. According to Pro Football Focus, White's eight quarterback pressures were tied for the second most in the country that week, while his five quarterback hurries were tied for seventh.

- White was recently named to the midseason Bednarik Award Watch List for the most outstanding defensive player. He also is a first-team midseason All-America selection by Associated Press and College Football Network, and a second-team pick by The Athletic, Athlon Sports and Sporting News.



BIDING HIS TIME

San Diego State junior cornerback Chris Johnson is in the midst of a fantastic junior season. Johnson, who entered the season with 24 games played and no starts while working behind the plethora of veteran Aztec cornerbacks, has 27 tackles (20 solo) through six games so far in 2024 with six starts. He also has three forced fumbles, three pass breakups and an interception returned for 42 yards.

Below are some notes on Johnson's 2024.

- Johnson is tied for third in FBS in forced fumbles per game (0.50, T-1st in MW) and tied for fourth in forced fumbles (3, T-1st in MW). The three forced fumbles are already tied for the 13th most in SDSU single-season history.
- Johnson ranks 10th in the Mountain West in interception yards (42) and tied for 10th in interceptions per game (0.17).
- According to Pro Football Focus, Johnson ranks fifth in the Mountain West among cornerbacks (77.6 rating, min. 200 pass plays) and 24th in FBS.
- Additionally, Johnson's 78.8 overall defensive grade ranks fourth in the Mountain West among cornerbacks (min. 350 defensive snaps).

DANNY O'NEIL NAMED MOUNTAIN WEST FRESHMAN OF THE WEEK

San Diego State's Danny O'Neil (Indianapolis, Ind./Cathedral High) was named the Mountain West Freshman of the Week for the second straight week, the league announced on Oct. 14. He is the first Aztec to earn back-to-back weekly conference honors since Matt Araiza received consecutive special teams weekly awards Oct. 18-25, 2021.

O'Neil was 16-of-27 for a season and career-high 254 yards leading the Aztecs to their second consecutive fourth quarter comeback victory at Wyoming and a 2-0 mark in conference play. In the fourth quarter alone, he was 4-of-7 for 127 yards leading back-to-back scoring drives, including a 27-yard touchdown pass and the game-winning field goal. According to Pro Football Focus, his 86.4 passing grade ranked sixth best in FBS during week seven (min. 30 drop backs).

Through his first five career games, he is 87-of-140 for 1,045 yards and six touchdowns. He began his career with 127 straight passes without throwing an interception before the streak was snapped late in the second quarter at Wyoming. His 137.56 pass efficiency rating for the season ranks third in the Mountain West (59th in FBS) while his 12.01 yards per completion is fourth, 62.1 completion percentage is fifth and 209 passing yards per game and 17.4 completions per game are sixth in the conference.

TRENDING

Searching for the formula to a San Diego State victory? Look no further.

OFFENSIVE KEYS

- San Diego State is 57-2 the last 59 times it has rushed for 200 yards. The Aztecs surpassed 200 in the opener against Texas A&M-Commerce.
- The Aztecs are 88-23 since 2011 when committing one turnover or less, something SDSU has done in 48 of its last 66 games.
- SDSU has an advantage in time of possession in 39 of the last 65 games. Since 2011, the Aztecs are 36-8 when possessing the football for at least 35 minutes.

DEFENSIVE KEYS

- The Aztecs are 72-5 since 2011 when holding the opposition to 17 points or less. SDSU has held 29 of its last 62 opponents to 17 points or less.
- San Diego State has won 25 of its last 30 games when forcing at least two turnovers (SDSU's 17-game winning streak came to an end on Sept. 3, 2022 vs. Arizona) and 34 straight games when forcing at least three turnovers (1-0 this season).
- San Diego State is 77-6 in its Division I history when owning at least a plus-3 turnover advantage, something it did in the opener on Aug. 31 vs. Texas A&M-Commerce.
- The Aztecs are 34-10 since 2011 when allowing less than 150 passing yards.
- San Diego State is 62-9 the last 71 times it has held the opposition to a 33.3 percent or less mark on third down.
- Since 2009, San Diego State's record broken down by opponent passing efficiency: less than 110: 70-11; between 110-150: 46-31; greater than 150: 8-31.
- Since the start of the 2015 campaign, SDSU is 48-5 when holding its opponent to a passing efficiency rating of below 110.

SPECIAL TEAMS / OVERALL TRENDS

- San Diego State is 20-3 since 2020 when winning the turnover battle and 53-5 since 2020. The Aztecs have won 22 of their last 25 games (22-3) when winning the turnover battle.
- San Diego State is 36-10 the last 46 times it has an advantage in field position.
- Since the start of the 2015 season, San Diego State has 14 kickoff returns for touchdowns, the most in FBS play over that time. To put that stat into perspective, eight other teams have played at least 60 games over that span and do not have a single kick return touchdown.
- Since the start of the 2020 season, San Diego State has 18 non-offensive touchdowns, tied with Alabama, Houston, Iowa, Middle Tennessee and Ohio State for the fourth most in the country over that span, trailing only Notre Dame (20), Pittsburgh (20) and Kentucky (19).
- The Aztecs have 14 non-offensive touchdowns since the start of the 2021 season. Only seven schools have more non-offensive touchdowns over that span, including Pittsburgh (18), Notre Dame (17), Kentucky (16), Middle Tennessee (16), Iowa (15), Ohio State (15) and SMU (15). Over that span, SDSU has five interception returns for touchdowns, four blocked punt returns for touchdowns, two kickoff returns for a touchdown, two fumble recoveries for a touchdown and one punt return for a touchdown.

- SDSU has won 38 of its last 41 games leading after three quarters (30-game winning streak was snapped at Fresno State on Oct. 29, 2022).

BULLET NOTES - OFFENSE

- **Sean Lewis** is in his first season at San Diego State. One of the most innovative minds in college football over the past decade, Lewis was named the 19th head coach in the history of the San Diego State football program on Nov. 29, 2023. Lewis, 38, brings an extensive résumé to The Mesa, serving as head coach at Kent State from 2018-22 before spending the 2023 campaign as offensive coordinator/quarterbacks coach at Colorado under head coach Deion Sanders. He has also witnessed great success as a coordinator/assistant coach in stops at Syracuse (2016-17), Bowling Green (2014-15) and Eastern Illinois (2012-13). Colorado ranked sixth in the country in passing offense (330.0) last season when Lewis was calling plays and 39th in scoring (32.1). In 2021, Kent State set program records in plays (1,052), yards (6,907), first downs (364), rushing yards (3,482) and passing yards (3,425). In 2020, Kent State ranked first in scoring (49.8) and total offense (606.5), second in pass efficiency rating (191.2) and third down conversion percentage (56.1), third in rushing (283.0) and fourth down conversion percentage (87.5), and 10th in passing (323.5).
- Three other assistant coaches on the Aztec offensive staff have previous offensive coordinator experience, including pass game coordinator **Laneer Sampson** (2023 co-offensive coordinator/2022 pass game coordinator at Austin Peay), run game coordinator **Mike Schmidt** (2023 run game coordinator at Mississippi State, 2022 run game coordinator at Syracuse) and quarterbacks coach **Matt Johnson** (2023 offensive coordinator at Kent State). Additionally, senior offensive analyst **Ryan Lindley** was SDSU's offensive coordinator last season.
- San Diego State returns four starters on offense this season, including left guard **Myles Murao**, right guard **Ross Ulugalu-Maseuli**, running back **Kenan Christon** and wide receiver **Mekhi Shaw**.

OFFENSIVE NUMBERS

- **San Diego State is 68-17 since 2015 when scoring just 20 or more points (3-1 this year).**
- **The Aztecs are 51-5 the last 56 times they have scored at least 30 points (1-0 this season). SDSU won 13 straight games when scoring at least 30 points before falling, 34-31, to Boise State on Sept. 22, 2023 (3-1 in 2023).**
- SDSU has won 21 straight games when scoring 40 points (1-0 this year).
- SDSU is 29-6 since 2011 when having at least 36 minutes of time of possession.
- San Diego State won 11 straight games when not committing a turnover until falling at Central Michigan, 22-21, on Sept. 28. The Aztecs are 2-1 this season when not committing a turnover.
- Since the beginning of 2012, SDSU is 37-4 when not committing a turnover, 81-21 when committing one turnover or less and 22-35 when committing multiple turnovers in the same game.
- San Diego State has one turnover or less in 48 of its last 66 games and in 66 of its last 93 games.
- **The Aztecs have won 53 of their last 58 games (53-5) when committing fewer turnovers than their opponent dating back to 2012 and 20 of their last 23 games dating back to 2020 (20-3) (3-1 this season).**
- San Diego State (57) had more than twice as many points off turnover as its opponents (24) in 2023 with two fewer turnovers (17 for SDSU, 19 for SDSU opponents).
- **This season, the Aztecs have 38 points off nine turnovers forced, while their opponents have scored seven points of four turnovers.**
- SDSU is 58-16 in its last 74 games when owning an edge in time of possession (0-0 this season).
- **SDSU has played in three consecutive games decided by three points or less for the first time since 1978 (lost at Miami, 16-14; won vs. New Mexico, 27-24; lost vs. Utah, 20-18).**
- **San Diego State has back-to-back wins by the same score (in this case 27-24) for the first time in its Division I history (since 1969).**
- **SDSU has consecutive three-point victories for the first time since 1995 (30-27 vs. Nevada on Sept. 28 and 24-21 at Utah on Oct. 7).**
- **San Diego State has back-to-back wins by the same margin (3 points) for the first time since a pair of 6-point victories in 2021 (19-13 at San Jose State on Oct. 15 and 20-14 at Air Force on Oct. 23).**
- The Aztecs started six different offensive line combinations in 12 games last season. This season, SDSU has started three different offensive line combinations in six games.
- San Diego State scored 45 points in a 45-14 win over Texas A&M-Commerce on Aug. 31. The 45 points were its most in a game since scoring 48 vs. Towson on Sept. 25, 2021.
- The 45 points were SDSU's most in a game played in San Diego since scoring 55 vs. Hawai'i on Nov. 5, 2016 (also a Snapdragon Stadium record).
- SDSU's 45 points were its most in a season opener since scoring 49 vs. Cal Poly on Sept. 3, 2011.
- San Diego State's 42 points in the second half was its most in any half in a season opener in its Division I history.
- The 21 points in the fourth quarter were the Aztecs' most in a season opener in their DI history (since 1969).
- SDSU's 21 points in the fourth quarter are tied for its second most in a fourth quarter since at least 2000.
- San Diego State 21 points in the third quarter and fourth quarter were each the most in Snapdragon Stadium history.
- The Aztecs were shut out by Oregon State, 21-0, on Aug. 31. It marked just the third time in the last 222 games that SDSU has been shut out (streak started on Nov. 25, 2006).
- SDSU was shut out by a Pac-12 school for the first time since Sept. 18, 1982 at California (L, 28-0).
- After scoring just 10 points over its two previous games combined, San Diego State scored 14 in the first 17 minutes, 17 seconds (17:17) at Central Michigan on Sept. 28 and 21 points overall.
- SDSU scored 21 points in the first half at CMU on Sept. 28, its most in the first half since also scoring 21 at New Mexico on Nov. 18, 2022.
- SDSU owned a 19-yard advantage in starting field position vs. Hawai'i on Oct. 5 for the first time since also starting with a 19-yard advantage at Hawai'i last season (Oct. 14).
- Since the 1999 season, San Diego State is 16-1 when owning at least advantage of 18 yards in starting field position.
- **The Aztecs are now 36-10 over the last 46 games when winning the field position battle.**

RUSHING OFFENSE

- **San Diego State is 57-2 the last 59 times it has rushed for at least 200 yards (1-0 in 2024) and is 54-1 in its last 55 regular-season games when rushing for 200-plus yards.**

SDSU INDIVIDUAL RANKINGS (2024)

(Current players only; Top 75 NCAA; Top 10 MW)

Player	Category	Pct./No.	NCAA Rk.	MW Rk.
Brady Anderson	Fumb. Rec.	1	T-28	T-3
Louis Brown IV	Yds. per. Rec.	16.48	70	5
	Receiving Yds.	379	--	10
	Receiving YPG	62.17	--	10
Eric Butler	INT TD	1	T-4	T-1
	Total INT Yds.	43	--	9
	INT PG	0.17	--	T-10
Krishna Clay	Fumb. Rec.	1	T-28	T-3
JR Coffey III	INT TD	1	T-4	T-1
	Total INT Yds.	45	--	8
	INT PG	0.17	--	T-10
Marquez Cooper	Rush Att. PG	25.17	1	1
	Rushing Att.	151	3	1
	Total AP Plays	161	T-4	1
	Rushing YPG	111.67	12	2
	Rushing Yds.	670	22	2
	AP YPG	121.33	25	4
	Rushing TDs	6	T-41	5
	Total AP Yds.	728	46	5
	Total TDs	6	T-68	T-7
	Rushing YPC	4.44	--	8
Chris Johnson	FF PG	0.50	T-3	T-1
	Total FF	3	T-4	T-1
	Total INT Yds.	42	--	10
	INT PG	0.17	--	T-10
Tano Letuli	Fumb. Rec.	1	T-28	T-3
Marlem Louis	Sacks PG	0.58	T-54	T-5
Jordan Napier	Yds. per. Rec.	16.07	74	6
	Receiving TDs	3	--	T-7
	PR YPG	4.50	--	9
	PR PG	0.50	--	T-10
Danny O'Neil	Pass Eff. Rat.	137.56	54	4
	Comp. PG	17.40	59	4
	Pass Att. PG	28.00	59	5
	Yds. per Comp.	12.01	61	5
	Yds. per Att.	7.46	62	4
	Comp. Pct.	62.14	62	5
	Passing YPG	209.00	67	9
	Total Off. PG	213.80	--	7
	Passing Yds.	1,045	--	9
	Passing TDs	6	--	T-9
	Total Off. Plays	168	--	10
	Total Off. YPP	6.36	--	10
Tyler Pastula	Punt Avg.	46.30	5	1
	Punt YPG	254.67	9	2
	Punts PG	5.50	10	2
	Total Punt Yds.	1,528	16	2
	Total Punts	33	T-23	2
	Punts I20	11	T-30	T-4
	Net Punt Avg.	40.88	34	5
Bryce Phillips	Total INT Yds.	68	T-37	2
	INT PG	0.17	--	T-10
Gabe Plascencia	FG Pct.	83.33	T-36	3
	FGM PG	1.00	--	T-5
	FGA PG	1.17	--	7
	Total FGM	5	--	T-7
	KO Avg.	60.77	--	8
	KO TB Pct.	45.45	--	8
Ja'Shaun Poke	KR Avg.	19.00	T-48	4
	KR PG	1.17	T-57	5
	Total KR	7	T-67	7
	KR YPG	22.17	T-72	5
	Total KR Yds.	133	--	8
	Comb. KR Yds.	133	--	8
Mekhi Shaw	PR PG	1.33	45	T-3
	PR Avg.	5.00	47	4
	Total PR	8	T-54	T-3
	PR YPG	6.67	--	8
	Total PR Yds.	40	--	10
Trey White	Sacks PG	1.83	1	1
	Total TFL	15.0	1	1
	TFL PG	2.50	1	1
	Total TFL Yds.	91	1	1
	Total Sacks	11.0	T-1	1
	Total Sack Yds.	60	T-3	1
Jelani Whitmore	INT PG	0.17	--	T-10

Red indicates top 25 in FBS or Mountain West leader



Texas A&M - Commerce
W, 45-14



Oregon State
L, 0-21



at California
L, 10-31



at Central Michigan
L, 21-22



Hawaii*
W, 27-24



at Wyoming*
W, 27-24



Washington State
Oct. 26
7:30 p.m. PT



at Boise State*
Nov. 1
6 p.m. MT



New Mexico*
Nov. 8
7:30 p.m. PT



at UNLV*
Nov. 16
7:30 p.m. PT



at Utah St.*
Nov. 23
1:30 p.m. MT



Air Force*
Nov. 30
TBA

SAN DIEGO STATE-WASHINGTON STATE SERIES

Series: Series tied, 1-1

Home: 1-0; **Away:** 0-1

Snapdragon Stadium: 0-0

Martin Stadium: 0-0

Longest SDSU Win Streak: 1 (2011-current)

Longest WSU Win Streak: 1 (2007)

Date	Location (SDSU/Opp. NR)	Result	SDSU	WSU
Mountain West Era				
S.8.07	N-Qwest Field (Seattle, Wash.)	L	17	45
S.17.11	H-Qualcomm Stadium	W	42	24
O.26.24	H-Snapdragon Stadium			
S.6.25	A-Martin Stadium			

SERIES NOTES

- Saturday marks the third meeting between San Diego State and Washington State.
- The Aztecs opened the 2007 season against the Cougars at Qwest Field in Seattle (now Lumen Field). WSU broke a 7-7 tie with 28 consecutive points en route to a 45-17 victory.
- **NOTES FROM 2007 MEETING:** San Diego State gave up 654 yards of total offense in the 45-17 loss, which at the time were the fourth-most yards allowed in Aztecs' Division I history (since 1969)... It was the first of three times SDSU gave up at least 650 yards of total offense that season and the 654 yards allowed are now the sixth-most allowed in a game in San Diego State's DI era... Alex Bring threw for a then school-record 38 passes for 469 yards and five touchdowns as three Cougars - Michael Bumpus, Brandon Gibson and Charles Dillon - had over 100 receiving yards apiece... Current Minnesota Vikings head coach Kevin O'Connell finished 28-for-44 for 273 yards and a touchdown for the Aztecs, who also had a 59-yard touchdown run by Brandon Bornes midway through the first quarter.
- In the 2011 meeting in San Diego, SDSU trailed, 24-14, six minutes into the second half but scored the final 28 points of the game en route to a 42-24 victory to give San Diego State its first 3-0 start in 30 years.
- **NOTES FROM 2011 MEETING:** Ronnie Hillman ran for 191 yards and four touchdowns for the Aztecs... Hillman scored on runs of 13 and 12 yards in the first half before scoring on a 1-yard dash to give San Diego State a 28-24 lead nearly five minutes into the fourth quarter. Hillman then added a 59-yard TD run at the 7:26 mark... The Cougars entered the game as the nation's highest-scoring team at 61.5 points per game and were trying to go 3-0 to start the season for the first time since 2005... The Aztecs broke its 22-game losing streak against BCS schools and snapped a 19-game losing streak to teams in the Pac-12... Current SDSU offensive analyst Ryan Lindley threw for 273 yards, but also committed the first two San Diego State turnovers of the season with an interception and a turnover... The Aztecs outrushed WSU, 227-51, and had 500 total yards to Washington State's 419... SDSU had six sacks and nine tackles for loss in front of a crowd of 57,286 fans, still the second-most fans to see a San Diego State home game, only trailing the 59,473 that saw the Aztecs fall to No. 16 Iowa in the 1986 Holiday Bowl on Dec. 30 (L, 38-39).
- DeJuan Hemmings was the only SDSU player to see action in both games against Washington State. Hemmings had a solo tackle on punt coverage in the 2007 game and then had a pass breakup in the 2011 encounter.
- Current San Diego State offensive line coach and run game coordinator Mike Schmidt was a starter at left guard in the Sept. 8, 2007 game against the Huskies and then was a graduate assistant coach for the offensive line in the 2011 meeting.
- Saturday's game is the front end of a home-and-home series between the Aztecs and WSU, which was announced in June 2017. The two teams were original scheduled to play on Sept. 7, 2024 in San Diego and Sept. 6, 2025 in Pullman, Wash. This year's game, however, was moved to Oct. 26 over the summer to placate 10 teams leaving the Pac-12 Conference and Washington State (and Oregon State) agreeing to a scheduling agreement with the Mountain West. The two teams are still slated to play in Pullman on Sept. 6, 2025.
- Last month, San Diego State joined the Pac-12 Conference and will start league play in 2026 along with Washington State, Oregon State, Boise State, Colorado State, Fresno State and Utah State. Saturday's game is the first this season for the Aztecs against a future Pac-12 opponent since the announcement on Sept. 12.
- **SERIES TIDBITS:** Neither team has hosted a game in the series at their current home stadium. The 2007 game was played at Qwest Field (not Luman Field), home of the Seattle Seahawks, while the 2011 contest was played at Qualcomm Stadium, which was demolished in 2020 to make way for the 2022 opening of Snapdragon Stadium... The average attendance for the two previous meetings is 51,788... In two previous meetings in which each team has a win, the winning school has averaged 577.0 yards per game, 43.5 points, 30.5 first downs, 371.0 passing yards and 206 yards... The teams have eight combined turnovers in two meetings (3 for SDSU, 5 for WSU).

SAN DIEGO STATE VS. WASHINGTON STATE - DIVISION I ERA MEETINGS

			SD				WS				Total				Passing		Rushing							
Date	Site	Result	Rk	-	Rk	FD	-	FD	Yds	-	Yds	TOs	-	TOs	Yds	-	Yds	Yds	-	Yds	Te.	Att.		
S.8.07	A - Quest Field	L	17	-	45	-	-	21	-	36	399	-	654	1	-	1	285	-	469	114	-	185	70	46,290
S.17.11	H - Qualcomm	W	42	-	24	-	-	25	-	19	500	-	419	2	-	4	273	-	368	227	-	51	69	57,286
O.26.24	H - Snapdragon																							
S.6.25	A - Martin																							

SDSU number is listed first. Te. indicates game temperature

SAN DIEGO STATE-WASHINGTON STATE CONNECTIONS

- Current San Diego State director of athletics John David Wicker was the associate director of athletics for events and facility operations at Washington State from 2001-10.
- San Diego State defensive line coach David Lose was a defensive analyst at Washington State from 2011-16.

- Lose coached the defensive line at Portland State in 2017 and 2018 while WSU special teams coordinator and tight ends coach Nick Whitworth worked with the running backs and specialists for the Vikings.
- Aztecs cornerbacks coach Demetrius Sumler was a running back at Central Washington when Whitworth ran the special teams for the Wildcats.
- San Diego State pass game coordinator and wide receivers coach Laneer Sampson and Washington State offensive line coach Jared Kaster served as co-offensive coordinators at Austin Peay in 2023 with Sampson also working with the wide receivers and Kaster helping the offensive line as well.
- Sampson coached wide receivers at Missouri State in 2018 while Washington State assistant offensive line coach Justin Kramer served as the offensive coordinator and offensive line coach while also working with tight ends and specialists for the Bears.
- WSU director of on-campus recruiting Taylor Long spent 2021-23 on The Mesa, serving as the football coordinator in 2021-22 and the assistant director of football operations and executive assistant to the head coach in 2023.
- Aztec offensive lineman Nate Williams and Cougars defensive back Tyson Durant both played football at the Akron in Akron, Ohio.
- San Diego State defensive lineman Krishna Clay and kicker Gabriel Plascencia, and Washington State wide receiver Tony Freeman attended the College of San Mateo in San Mateo, California.
- Aztecs kicker Nick Lopez and Cougar linebacker Keith Brown both competed at Louisville in Louisville, Kentucky.
- SDSU offensive lineman Brayden Bryant and WSU tight end Billy Riviere III spent time at North Dakota in Grand Forks, North Dakota.
- San Diego State wide receiver Nate Bennett and Washington State linebacker Parker McKenna both played at Portland State in Portland, Oregon.
- SDSU linebacker Tano Letuli and running back Lucky Sutton, and WSU kickers Dean and Jack Janikowski prepped at Cathedral Catholic High in San Diego.
- Aztec offensive lineman Ryan Dirksen and Cougar running back Jalen Ridgeway both went to high school at Central Catholic High in Portland, Oregon.
- San Diego State offensive lineman Ryan Silver, and Washington State edge defender Nusi Malani and defensive back Jackson Lataimua spent time at Junipero Serra High in San Mateo, California.
- SDSU cornerback Isaiah Buxton and WSU wide receiver Josh Meredith both played football at Mater Dei Catholic High in Chula Vista, California.
- Aztec offensive lineman Kai Holec and Cougar tight end Cooper Mathers competed at O'Dea High in Seattle.
- San Diego State safety Tayvion Beasley, safety Jason Mitchell and tight end Jude Wolfe, and Washington State wide receiver Kris Hutson all attended Saint John Bosco High in Bellflower, California.
- SDSU punter Zechariah Ramirez and WSU linebacker Kyle Thornton played at Upland High in Upland, California.

TOP RUSHING PERFORMANCES VS. WSU

Rk.	Name	H/A	Date	Score	Yards
1.	Ronnie Hillman	H	9-17-11	W, 42-24	191

1 100-YARD RUSHING GAMES (SDSU is 1-0 in those games)

TOP PASSING PERFORMANCES VS. WSU

Rk.	Name	H/A	Date	Score	Yards
n/a					

0 300-YARD PASSING GAMES (SDSU is 0-0 in those games)

TOP RECEIVING PERFORMANCES VS. WSU

Rk.	Name	H/A	Date	Score	Yards
n/a					

0 100-YARD RECEIVING GAMES (SDSU is 0-0 in those games)

SDSU CAREER VS. WASHINGTON STATE

Rushing	Att.	Yds.	Avg.	TD
Kenan Christon	3	5	1.6	0

Passing	A-C-I	Yds.	TD	Eff.
n/a				

Receiving	No.	Yds.	Avg.	TD
Nate Bennett	6	65	10.8	1
Louis Brown IV	4	35	8.8	0
Kenan Christon	1	3	3.0	0

Kickoff Returns	No.	Yds.	Avg.	TD
n/a				

Punt Returns	No.	Yds.	Avg.	TD
n/a				

Defense	S-A-T	Other
Kyle Moretti	3-5-8	1 PBU

Punting	No.	Yds.	Avg.	Long
n/a				

Kicking	FG-FGA	Long	PAT-PATA
n/a			

LAST GAME VS. WASHINGTON STATE

WASHINGTON STATE	10	7	7	0	-	24
SAN DIEGO STATE	14	0	7	21	-	42

Sept. 17, 2011 | Qualcomm Stadium | San Diego, Calif. | 3:36 p.m. PT | Attendance: 57,286



TEAM STATISTICS

	WSU	SDSU
FIRST DOWNS	19	25
Rushing	4	8
Passing	12	16
Penalty	3	1
NET YARDS RUSHING	51	227
Rushing Attempts	28	44
Average Per Rush	1.8	5.2
Rushing Touchdowns	0	4
Yards Gained Rushing	101	251
Yards Lost Rushing	50	24
NET YARDS PASSING	368	273
Completions-Attempts-Int	20-42-2	21-37-1
Average Per Attempt	8.8	7.4
Average Per Completion	18.4	13.0
Passing Touchdowns	3	2
TOTAL OFFENSE YARDS	419	500
Total offense plays	70	81
Average Gain Per Play	6.0	6.2
Fumbles: Number-Lost	3-2	2-1
Penalties: Number-Yards	7-69	5-51
PUNTS-YARDS	6-245	5-199
Average Yards Per Punt	40.8	39.8
Net Yards Per Punt	36.0	35.8
Inside 20	1	0
50+ Yards	0	1
Touchbacks	0	1
Fair catch	2	2
KICKOFF-YARDS	5-310	7-477
Average Yards Per Kickoff	62.0	68.1
Net Yards Per Kickoff	37.4	42.6
Touchbacks	0	1
Fair Catch Yards	0	0
Punt returns: Number-Yards-TD	0-0-0	3-29-0
Average Per Return	0.0	9.7
Kickoff returns: Number-Yds-TD	6-159-0	5-123-0
Average Per Return	26.5	24.6
Interceptions: Number-Yds-TD	1-0-0	2-32-0
Fumble Returns: Number-Yds-TD	0-0-0	0-0-0
Miscellaneous Yards	0	0
Possession Time	24:17	35:43
1st Quarter	03:52	11:08
2nd Quarter	08:27	06:33
3rd Quarter	05:56	09:04
4th Quarter	06:02	08:58
Third-Down Conversions	6-14	11-19
Fourth-Down Conversions	0-1	0-0
Red-Zone Scores-Chances	0-0	4-5
Touchdowns	0	4
Field goals	0	0
Sacks By: Number-Yards	0-0	6-44
PAT Kicks	3-3	6-6
2Pts Conversions	0-0	0-0
Field Goals	1-1	0-1
Points off Turnover	7	14

GAME NOTES

Big Notes

- Today's home attendance of 57,286 is a regular-season school record and the second-highest mark in program history. The previous regular-season home game record was 57,216 set on Sept. 4, 2004 against Idaho State (W, 38-21). The overall high was 59,473, set against Iowa in the 1986 Holiday Bowl (the NCAA considers that a San Diego State home game).
- San Diego State opens 3-0 for the first time since the 1981 season. The Aztecs were unsuccessful in the third game of the season the previous four times they opened 2-0 (1986, 1991, 1994 and 2010).
- This is the eighth time in the Division I era that the Aztecs have opened a campaign 3-0 (1969, 1970, 1972, 1975, 1976, 1977, 1981 and 2011). In the previous seven campaigns, SDSU has gone on to post a cumulative record of 64-13. That breaks down to an average of 9.1 wins and 1.9 losses.
- San Diego State had gone 30 years without a 3-0 start to the football season, covering the complete tenure of the previous six head coaches.
- In his first attempt, Rocky Long does what the three previous coaches before him were unable to do, defeat a team from an automatic qualifying BCS conference. The 23-game losing streak to such teams covers the tenures of Ted Tollner (lost his final seven games against automatic BCS teams), Tom Craft (nine games), Chuck Long (three games) and Brady Hoke (two games).
- SDSU's margin of victory tonight is its biggest over a Pac-12 foe since beating California, 33-9, to start the 1995 season.
- It is the Aztecs' fourth-largest margin of victory ever over a Pac-12 conference school.
- The margin is the biggest vs. a BCS opponent since downing Kansas in 1999 (41-13).

Hillman Leads Aztecs Past WSU, 42-24

SAN DIEGO (AP) — After winning its first two games impressively, Washington State wanted to prove those wins weren't flukes.

Following an impressive first half, Washington State fell flat in the second half in a 42-24 loss to San Diego State on Saturday.

The Cougars (2-1) took a 17-14 halftime lead and increased it to 24-14 six minutes into the second half on the second of two long touchdown passes from Marshall Lobbestael to Wilson.

But with Ronnie Hillman running wild and the San Diego State defense playing with increased intensity in the final 30 minutes, the Aztecs scored the game's final 28 points.

Hillman ran for 191 yards and four touchdowns as San Diego State ran its record to 3-0 for the first time in 30 years.

Hillman scored on runs of 13 and 12 yards in the first half before scoring on a 1-yard dash to give San Diego State a 28-24 lead nearly five minutes into the fourth quarter. Hillman then added a 59-yard TD run at the 7:26 mark.

The last Hillman touchdown came one play after linebacker Rob Andrews recovered a fumble by Lobbestael at the 36-yard line with 7:36 left.

Lobbestael threw touchdown passes of 80 and 78 yards to Wilson. Lobbestael, who took over for injured starter Jeff Tuel in the first game of the season, completed 20 of 42 passes for 368 yards with three TDs and two interceptions.

All of Lobbestael's turnovers came in the final 7 1/2 minutes of the game.

Washington State, the nation's highest-scoring team at 61.5 points per game, was trying to go 3-0 to start the season for the first time since 2005. The Cougars are coming off a 2-10 season.

San Diego State broke its 22-game losing streak against BCS schools and snapped a 19-game losing streak to teams in the Pac-12.

Hillman, a sophomore, ran 32 times as he scored four rushing touchdowns for the second time in his career. Hillman, who came into the game as the second-leading rusher at a clip of 153 yards per game, has scored 14 touchdowns in his last six games, contributing to 500 yards of total offense for the Aztecs on the day.

Lindley threw for 273 yards, but also committed the first two San Diego State turnovers this season with an interception and later fumbling a snap out of the shotgun formation at the Cougars 16-yard line.

The Cougars scored on its first play from scrimmage, an 80-yard pass to Wilson. Lobbestael later hit Wilson on a 78-yard scoring pass to give Washington State a 24-14 lead early in the third quarter.

Lindley passed the 10,000-yard career passing mark with a second-quarter completion. Lindley is second in school history to Todd Santos, who threw for 11,425 yards.

Lindley has thrown touchdown passes in 13 straight games, but his lone interception broke a string of 112 pass attempts without one.

After the Cougars scored on their first play from scrimmage, San Diego State responded with a score on a 13-yard run by Hillman. Washington State took a 10-7 lead on Andrew Furney's 48-yard field goal.

The Aztecs then went 76 yards in 13 plays with Hillman scoring on a 12-yard run at the end of the first quarter.

It was the seventh straight game that San Diego State scored at least 14 points in the first quarter.

Lobbestael gave Washington State a 17-14 halftime lead after a 23-yard TD pass to Isiah Barton.

>>>SCORING SUMMARY

Qtr	Time	Team	Scoring Play	Plays	TOP	Score
1st	11:34	WSU	Wilson 80-yd pass f/Lobbestael (PAT good)	1	0:09	7-0
1st	9:01	SDSU	Hillman 13-yd run (PAT good)	6	2:33	7-7
1st	5:18	WSU	Furney 48-yd field goal	9	3:43	10-7
1st	0:00	SDSU	Hillman 12-yd run (PAT good)	13	5:18	10-14
2nd	8:59	WSU	Barton 23-yd pass f/Lobbestael (PAT good)	10	3:34	17-14
3rd	12:03	WSU	Wilson 78-yd pass f/Lobbestael (PAT good)	2	0:49	24-14
3rd	09:32	SDSU	Escobar 25-yd pass f/Lindley (PAT good)	6	2:31	24-21
4th	10:31	SDSU	Hillman 1-yd run (PAT good)	8	4:21	24-28
4th	7:26	SDSU	Hillman 59-yd run (PAT good)	1	0:11	24-35
4th	2:49	SDSU	Escobar 21-yd pass f/Lindley	3	0:50	24-42

INDIVIDUAL STATISTICS

>>>WASHINGTON STATE

Rushing	Att	Yds	TD	Long	Avg
Galvin	11	49	0	10	4.5
Winston	8	34	0	11	4.2
Barton	1	-1	0	0	-1.0
Lobbestael	8	-31	0	11	-3.9
Totals	28	51	0	11	1.8

Passing	C-A-I	Yds	TD	Long	Sack
Lobbestael	20-42-2	368	3	80	6
Totals	20-42-2	368	3	80	6

Receiving	No.	Yds	TD	Long
Wilson	6	236	2	80
Barton	6	70	1	23
Karstetter	5	40	0	13
Ratliff	3	22	0	8
Totals	20	368	3	80

>>>SAN DIEGO STATE

Rushing	Att	Yds	TD	Long	Avg
Hillman	32	191	4	59	8.3
Kazee	9	36	0	15	3.6
Lindley	2	2	0	5	1.8
TEAM	1	-2	0	0	-2.0
Totals	44	227	4	59	5.2

Passing	C-A-I	Yds	TD	Long	Sack
Lindley	21-37-1	273	2	25	0
Totals	21-37-1	273	2	25	0

Receiving	No.	Yds	TD	Long
Denso	4	61	0	25
Lockett	4	59	0	19
Escobar	4	58	2	25
Quigley	4	32	0	12
Umuolo	3	32	0	17
Hillman	2	31	0	25
Totals	21	273	2	25

- The Aztecs have won 16 straight games when rushing for at least 200 yards.
- San Diego State had two 100-yard rushers at New Mexico State (Jordan Byrd - 118 and Chance Bell - 116) on Sept. 14, 2019 for the 30th time in program history. The Aztecs are 29-1 in those occasions, including a 19-game win streak.
- SDSU is 33-1 in its Division I era (since 1969) when rushing for at least 300 yards in a game (0-0 this season).
- San Diego State's rushing average this season by quarter - 1st: 2.2; 2nd: 4.5; 3rd: 4.2 and 4th: 3.4 - and by half - 1st: 3.4 and 2nd: 3.7.
- RB Marquez Cooper is the active leader in FBS play in both rushing yards (4,526) and all-purpose yards (5,194), and second in rushing touchdowns (39), third in rushing yards per game (94.3, min. 25 GP) and tied for fifth in total touchdowns (39).
- Cooper's 4,526 rushing yards would rank third in SDSU program history, just ahead of Rashaad Penny (3,656 from 2014-17) and only behind Donnell Pumphrey (6,405 from 2013-16) and Marshall Faulk (4,589 from 1991-93).
- According to Sports-reference.com, Cooper ranks 62nd all-time in FBS history with 4,526 yards.
- Cooper's 39 rushing touchdowns, meanwhile, would rank third at SDSU.
- Cooper has three career 1,000-yard seasons, including 1,080 and 1,331 while at Kent State in 2021 and 2022, respectively, and 1,043 last year at Ball State.
- Cooper's rushing yards per game ranks in FBS over the last three seasons: 42nd in 2021 (86.1), 17th in 2022 (110.5) and 36th in 2023 (86.9). This season, Cooper is ranked 12th with 111.7 yards per game.
- Cooper has 20 career 100-yard rushing games, including 13 at Kent State (five in 2022, seven in 2021 and one in 2020), four at Ball State last year and three this season in six games at San Diego State.
- The 20 career 100-yard rushing games would rank third all-time at San Diego State, only trailing Pumphrey's 33 from 2013-16 and Faulk's 23 from 1991-93.
- Cooper's 39 overall touchdowns would rank fourth all-time at SDSU.
- Cooper has 12 career multi-touchdown games, including two this season.
- This season, Cooper ranks first in FBS play in rush attempts per game (25.17), third in rushing attempts (151, 1st in MW), tied for fourth in all-purpose plays (161, 1st in MW), 12th in rushing yards per game (111.67, 2nd in MW), 22nd in rushing yards (670, 2nd in MW) and 25th in all-purpose yards per game (121.33, 4th in MW). Cooper is also fifth in the Mountain West in rushing touchdowns (6, T-41st in FBS) and total all-purpose yards (728, 46th in FBS), tied for seventh in total touchdowns (6, T-68th in FBS) and eighth in rushing yards per carry (4.44).
- Cooper rushed for 223 yards in the opener vs. Texas A&M-Commerce on Aug. 31, the first 200-yard game by an Aztec since Rashaad Penny had 221 vs. Army West Point in the 2017 Armed Forces Bowl on Dec. 23.
- The 223 rushing yards were the most by an Aztec since Penny had a career-high 234 at San Jose State on Nov. 4, 2017.
- The 223 rushing yards are also the fifth most in a FBS game this season.
- Cooper's 223 yards were a Snapdragon Stadium record.
- Cooper became the 84th different Aztec with a 100-yard rushing game.
- It was the 17th time in SDSU's Division I history that an Aztec broke 100 rushing yards in a season opener and only trailed David Turner's 239 yards in the 1976 opener vs. Arkansas State.
- Cooper had his second 100-yard game of the season at Central Michigan on Sept. 28, rushing for 111 yards and two touchdowns on 34 carries.
- Cooper had his third 100-yard game the following week vs. Hawai'i on Oct. 5, running for 109 yards and two touchdowns on 30 attempts.
- If you take away the 10 times QB Danny O'Neil has been sacked (for 65 yards), he has rushed 18 times for 89 yards (4.9 avg.).
- If you take away the three times QB Javane Tupou'ata-Johnson has been sacked (for 21 yards), he has rushed six times for 26 yards (4.3 avg.).
- RB Jaylon Armstead broke 100 yards rushing with 134 yards and a touchdown on 21 carries (6.4 avg.) at San Jose State on Nov. 18, 2023. He became the 83rd Aztec in program history with a 100-yard rushing game (the No. is now 84).
- Armstead tied for eighth in the Mountain West last year in rushing touchdowns (8, T-75th in FBS).
- Armstead ranked fifth in the Mountain West in rushing yards per attempt (6.02, T-48th in MW) in 2022.
- Armstead ran for 96 yards against Idaho State on Sept. 10, 2022 on just five carries. The 19.2 average was the second-highest by an Aztec since at least 1996 (min. 5 att.), trailing only Rashaad Penny's 20.8 average at Nevada on Nov. 12, 2006.
- Armstead's 19.2 average against Idaho State in the 2022 meeting was also the eighth-highest average in a FBS game in 2022 (min. 5 att.).
- RB Kenan Christon ran for 102 yards and a touchdown on just 10 carries (10.2 avg.) at New Mexico on Nov. 18, 2022. It was his second career 100-yard rushing game and first since rushing for 103 in his first college game at USC against Arizona on Oct. 19, 2019. He became the 81st Aztec with a 100-yard rushing game (now that number is 84). He also became the first Aztec since Rashaad Penny against Army West Point on Dec. 23, 2017 and just the third Aztec overall since 2000 (has now happened eight times overall) to average at least 10 yards per carry on at least 10 attempts.

PASSING OFFENSE

- Since the start of the 2015 season, San Diego State has thrown 63 interceptions, the fourth fewest in the nation over that span behind option teams Navy's 48 (min. 80 GP), Air Force's 58 and Army West Point (60). In contrast, Hawai'i has thrown 129 interceptions over that span, which is the most since 2015. In contrast, Hawai'i has thrown 128 interceptions over that span, which is the most since 2015.
- SDSU has won five of its last six games when throwing for at least 300 yards.
- Danny O'Neil became the first true freshman quarterback in SDSU's Division I era (since 1969) to earn a start in a season-opener when he started against Texas A&M-Commerce on Aug. 31.
- O'Neil was the third true freshman quarterback in San Diego State's DI era to earn a start and is the second to pick up a win in his first start (also Spencer Brinton on Oct. 25, 1997 - SDSU 10, Hawai'i 3).
- The Aztecs scored 45 points in his first career start. In SDSU's two previous games that it started a true freshman quarterback for the first time, San Diego State combined for 23 points (10 vs. Hawai'i on Oct. 25, 1997 and 13 at Fresno State on Oct. 3, 2014).
- O'Neil was one of only two true freshmen in the country to start in the opening weekend (also Nebraska's Dylan Raiola).

SDSU UNDER SEAN LEWIS

Category	SDSU			
	2024	Streak	Lewis Era	Streak
Overall Record	3-3	W2	3-3	W2
Mountain West Record	2-0	W3	2-0	W2
Home Record	2-1	W1	2-1	W1
Road Record	1-2	W1	1-2	W1
Neutral Record	0-0	L1	0-0	n/a
Overtime	0-0	L1	0-0	n/a
Gms Dec. by 3 Pts or Less	2-1	W2	2-1	W2
Gms Dec. by 8 Pts or Less	2-1	W2	2-1	W2

SCORING

Scoring - first to score	3-1	W2	3-1	W2
Leading - after 1 qtr	2-0	W2	2-0	W2
Leading - at halftime	2-1	W2	2-1	W2
Leading - after 3 qtr	2-1	W1	2-1	W1
Scoring - 20 or more points	3-1	W2	3-1	W2
Scoring - 30 or more points	1-0	W3	1-0	W1
Scoring - 40 or more points	1-0	W21	1-0	W1

OFFENSE

Total Offense - 500+ yds	0-0	W5	0-0	n/a
Total Offense - 400+ yds	1-0	W2	1-0	W1
Passing - 300+ yds	0-0	L1	0-0	n/a
Rushing - 200+ yds	1-0	W15	1-0	W1
First Downs - 20+	1-1	L1	1-1	L1
3rd Down Conv. - 50 pct.+	0-0	L2	0-0	n/a
No Turnovers	2-1	W1	2-1	W1
Turnovers - 1 or fewer	3-2	W2	3-2	W2
Turnovers - 2 or fewer	3-3	W2	3-3	W2
Field Position - 30 or better	2-3	W2	2-3	W2
Field Position - 25 or better	3-2	W2	3-2	W2
Play Call - 50 pct.+ rushing	3-3	W2	3-3	W2

DEFENSE

Allowing 24 points or less	3-2	W2	3-2	W2
Allowing 17 points or less	1-0	W1	1-0	W1
Total Offense - <=300 yds.	1-0	W1	1-0	W1
Passing - <= 150 yds.	1-0	W1	1-0	W1
Rushing - <= 100 yds	2-0	W4	2-0	W2
First Downs - <= 15	0-0	L2	0-0	n/a
3rd Down Conv. - <= 33 pct.	1-1	L1	1-1	L1
Turnovers - forced 2 or more	2-1	W1	2-1	W1
Turnovers - forced 3 or more	1-0	W34	1-0	W1
Field Position - <=25	2-1	W2	2-1	W2
Field Position - <=20	1-0	W4	1-0	W1
Defense Scores Points	2-0	W6	2-0	W2

COMPARISON

SDSU more rushing yards	2-0	W3	2-0	W2
SDSU more return yards	3-2	W2	3-2	W2
SDSU fewer turnovers	3-1	W2	3-1	W2
SDSU same turnovers	0-0	W3	0-0	n/a
SDSU more turnovers	0-2	L12	0-2	L2
SDSU more Time of Poss.	0-0	W1	0-0	n/a
SDSU more 1st D. and ToP	0-0	W1	0-0	n/a
SDSU better Avg. Field Pos	2-2	W2	2-2	W2
SDSU adv. in TO and AFP	2-1	W2	2-1	W2
SDSU ST (KR/PR) Score	0-0	W6	0-0	n/a

INDIVIDUAL

Rusher - 100+ Yards	2-1	W1	2-1	W1
Multiple - 100+ Yards	0-0	W19	0-0	n/a
Passer - 300+ Yards	0-0	L1	0-0	n/a
Receiver - 100+ Yards	0-1	L1	0-1	L1
100+ Rusher, 300+ Passer	0-0	W2	0-0	n/a

MOUNTAIN WEST STANDINGS / SINCE 2013

Below is a look at the best Mountain West records in league games since the current 12-team conference began in 2013 (includes championship & bowl games; through Oct. 19).

Rk.	Team	W	L	Pct.	GB
1.	Boise State	76	18	.809	--
2.	San Diego State	62	29	.681	12.5
3.	Fresno State	55	39	.585	21.0
4.	Utah State	53	38	.582	21.5
5.	Air Force	48	41	.539	25.5
6.	Colorado State	42	45	.483	30.5
7.	San José State	41	49	.456	33.0
	Wyoming	41	49	.456	33.0
9.	Nevada	40	50	.444	34.0
10.	UNLV	32	57	.360	41.5
11.	Hawai'i	30	61	.330	44.5
12.	New Mexico	23	67	.56	51.0

ACTIVE CAREER START CHART(OFF./DEF.)

Career Starts (Off/Def)	'19	'20	'21	'22	'23	'24	Total
Marquez Cooper, RB	-	4	13	12	12	6	46
Nate Bennett, WR	-	0	11	11	9	6	36
Nate Williams, OL	-	-	4	12	11	6	32
Marlem Louis, EDGE	RS	0	4	10	13	2	29
Bryce Phillips, CB	-	-	-	11	11	6	28
Kyle Moretti, LB	-	-	1	12	9	2	24
Ja'Shaun Poke, WR	0	4	8	5	0	6	23
Ross Ulugalu-Maseuli, OL	-	-	RS	6	10	6	22
Brayden Bryant, OL	-	-	-	10	0	6	16
Louis Brown IV, WR	-	-	-	2	7	6	15
Dalesean Staley, S	-	-	-	RS	11	4	15
Cody Moon, LB	-	RS	0	9	5	1	15
Tupu Alualu, DL	-	-	-	-	12	1	13
Kenan Christon, RB	3	0	0	0	10	0	13
Mekhi Shaw, WR	-	RS	1	5	7	0	13
Christian Jones, OL	-	-	RS	0	6	6	12
Dean Abdullah, OL	-	-	-	3	7	0	10
Myles Muraol, OL	-	-	RS	0	6	2	8
Trey White, EDGE	-	-	-	RS	1	6	6
Krishna Clay, DL	-	-	-	-	-	6	6
Chris Johnson, CB	-	-	-	0	0	6	6
Jude Wolfe, TE	RS	0	0	0	0	6	6
Deshawn McCuin, S	RS	0	1	0	2	3	6
Michael Harrison, TE	-	0	0	2	4	0	6
Danny O'Neil, QB	-	-	-	-	-	5	5
Owen Chambliss, LB	-	-	-	-	RS	5	5
Eric Butler, S	-	-	-	0	0	5	5
Josh Hunter, S	-	-	-	RS	5	0	5
Tanu Letuli, LB	-	-	-	-	0	4	4
Sam Benjamin, DL	-	-	-	0	0	4	4
Joseph Borjon, OL	-	-	-	0	3	1	4
Jaylon Armstead, RB	-	RS	0	2	2	0	4
Tyler McMahon, RG	-	-	-	-	-	3	3
Brady Nassar, DL	-	-	-	-	0	3	3
Teivis Tuoti, DL	-	RS	0	0	0	3	3
JD Coffey II, S	-	-	0	0	1	2	3
Ezekiel Larry, EDGE	-	-	-	RS	3	0	3
Phillippe Wesley, WR	-	-	RS	0	3	0	3
William Nimmo Jr., S	-	0	0	0	1	1	2
Javance Tupou'ata-Johnson, QB	-	-	-	-	RS	1	1
Ryan Henderson, EDGE	-	-	-	-	0	1	1
Dominic Oliver, EDGE	-	-	-	0	0	1	1
Brady Anderson, LB	-	-	0	RS	1	0	1
Cam Davis, RB	-	-	RS	0	1	0	1

Cooper's first 30 starts came at Kent State; his 12 starts in '23 were at Ball State. Bennett's first 31 starts came at Portland St. Louis' first 27 starts came at Richmond. Williams' first 27 starts came at Akron. Moretti's first 22 starts came at Central Michigan. Phillips' first 22 starts came at Tennessee State. Poke's first 17 starts were at Kent State. Staley's first 11 starts were at Northern Iowa. Walker's first 11 starts were at Eastern Michigan. Bryant's first 10 starts came at North Dakota. Brown's first nine starts came at Colorado State. Nine of Moon's starts came at New Mexico. Harrison's first six starts came at Colorado. Borjon's first three starts were at Arizona. Larry's first three starts were at Yale. Nimmo's first start was at UCLA.

- In the second half of the Texas A&M-Commerce game, O'Neil was 11-for-12 for 130 yards and two touchdowns for a 237.67 pass efficiency rating.
- **O'Neil's first interception came in his fifth game of the season (sixth for SDSU) and 128th pass attempt at Wyoming on Oct. 12. His 127 passes without an interception only trailed Eastern Michigan's Cole Snyder (145) and USF's Byrum Brown (132) at the time.**
- Among true freshmen this season, O'Neil ranks first in touchdown-to-interception ratio (6.00, min. 15 att. PG), second in yards per game (209.0, min. 15 att. PG), pass efficiency rating (137.6, min. 15 att. PG) and yards per attempt (7.46), third in completions (87), yards (1,045) and completion percentage (62.1, min. 15 att. PG), fourth in yards per completion (12.01, min. 15 att. PG) and attempts (140), and tied for fourth in touchdown passes (6).
- Among the Mountain West, O'Neil ranks fourth in pass efficiency rating (137.56, 54th in FBS), completions per game (17.40, 59th in FBS) and yards per attempt (7.46, 62nd in FBS), fifth in pass attempts per game (28.00, 59th in FBS), yards per completion (12.01, 61st in FBS) and completion percentage (62.14, 62nd in FBS), seventh in total offense per game (213.80), ninth in passing yards per game (209.00, 67th in FBS) and passing yards (1,045), tied for ninth in passing touchdowns (6), and 10th in total offensive plays (168) and total offense yards per play (6.36).
- O'Neil was named the Mountain West Freshman of the Week on Oct. 7 for his play against Hawai'i. O'Neil led the Aztecs to a 27-24 come-from-behind win over Hawai'i, completing his first 10 pass attempts and a career-high 24 for the game, going 24-for-33 for 224 yards, a touchdown and no turnovers. SDSU scored on five of its 10 drives, including three touchdowns and two field goals.
- O'Neil was named the Mountain West Freshman of the Week for a second straight week on Oct. 14 for his play at Wyoming. He is the first Aztec to earn back-to-back weekly conference honors since Matt Araiza received consecutive special teams weekly awards Oct. 18-25, 2021. O'Neil was 16-of-27 for a season and career-high 254 yards leading the Aztecs to their second consecutive fourth quarter comeback victory at Wyoming and a 2-0 mark in conference play. In the fourth quarter alone, he was 4-of-7 for 127 yards leading back-to-back scoring drives, including a 27-yard touchdown pass and the game-winning field goal. According to Pro Football Focus, his 86.4 passing grade ranked sixth best in FBS during week seven (min. 30 drop backs).
- **QB Javance Tupou'ata-Johnson earned the start at California on Sept. 14. It marked the first time in SDSU's Division I history (since 1969) that the Aztecs started a pair of freshmen quarterbacks in the same season.**
- WR **Louis Brown IV** caught eight passes for 149 yards at Central Michigan on Sept. 24. He became the 93rd different Aztec with a 100-yard receiving game (342nd 100-yard game overall). The 149 yards were a career high (Brown played at Colorado State from 2022-23), the most by an Aztec since Tyrell Shavers also had 149 against Hawai'i on Oct. 8, 2022 and matched the most by an Aztec since Jesse Matthews had 175 yards vs. UTSA in the 2021 Frisco Bowl (Dec. 21).
- **Brown IV** ranks fifth in the Mountain West in yards per reception (16.48, 70th in FBS), and 10th in both receiving yards (379) and receiving yards per game (62.17).
- WR **Jordan Napier** ranks sixth in the Mountain West in yards per reception (16.07, 74th in FBS) and tied for seventh in receiving touchdowns (3).
- **TE Jude Wolfe** had two touchdown catches at Central Michigan on Sept. 28. He became just the fourth Aztec tight end since at least 1996 with multiple touchdown catches in the same game, joining Gavin Escobar (three times from 2011-12), Kahale Warring (at Nevada in 2018) and Mark Redman (vs. Ohio in 2023).
- Among the Mountain West tight ends, **Wolfe** ranks in tie for second in touchdown catches (2, T-29th in FBS), seventh in receiving yards (127) and eighth in receptions (12).
- WR **Mekhi Shaw** became the 90th different Aztec in program history with a 100-yard receiving game with then career highs of six catches, 120 yards and two touchdowns at New Mexico on Nov. 18, 2022.
- **Shaw** had another 100-yard game at Hawai'i on Oct. 14, 2023 at Hawai'i with career highs of seven catches and 126 receiving yards, while adding a touchdown. Also had a career-long 69-yard catch.
- RB **Kenan Christon** caught eight passes for 76 yards and a touchdown against Utah State on Nov. 4, 2023. The eight catches were the most by an Aztec running back since Brandon Sullivan had nine against Cal Poly on Aug. 30, 2008. The eight receptions were also tied for the fourth most in a game last season among running backs.

BULLET NOTES - DEFENSE

- **Eric Schmidt** is in his first season as SDSU's defensive coordinator. Schmidt previously spent two seasons at Washington as its special teams coordinator and coach of the EDGE position on defense. In 2023, Schmidt helped take the Huskies into the College Football Playoff semifinal as the No. 2 seed following a perfect 12-0 regular season and a PAC-12 Championship victory over Oregon. Statistically, the Huskies led the Pac-12 in interceptions (5) and punt return defense (1.83), ranked third in team passing efficiency defense (122.64), and fifth in turnovers gained (18).
- Defensive edges coach **Rob Aurich** (2022-23 defensive coordinator at Idaho, 2018-21 special teams coordinator at South Dakota, 2015-17 defensive coordinator at Bemidji State) also has previous coordinator experience.
- San Diego State returns two starters on defense in defensive tackle **Tupu Alualu** and weakside linebacker **Cody Moon**.

DEFENSIVE NUMBERS

- Since 2014, SDSU ranks second in the country in interceptions (161), tied for sixth in turnovers forced (233), and ninth in both total defense (323.9) and scoring defense (19.8).
- San Diego State has held its opponent to single digits 21 times time since 2015 (120 games) and to 10 or less points 36 times over that span.
- The Aztecs have allowed just 1,230 points over the last 242 quarters (5.08 points per quarter) (does not include overtime periods).
- SDSU has allowed just 1,304 points over the last 66 games (19.8 ppg).
- San Diego State has held its opponent scoreless on its opening possession four times in six games this season, 20 times in 31 games since 2022, 32 times in 44 games since 2021 and 86 times since 2015 (120 games).
- The Aztecs have not allowed a first-quarter touchdown in 11 of the last 15 games.
- SDSU had gone 18 straight games without allowing more than seven points in the first quarter before Central Michigan scored 10 of its 22 points in the first quarter on Sept. 28. San Diego State has allowed seven or fewer points in 28 of the last 30 first quarters.
- San Diego State held an opponent without a first-half touchdown in three games last season (Aug. 26 vs. Ohio, Oct. 21 vs. Nevada and Nov. 4 vs. Utah State). SDSU has held seven of its last 28 opponents without a touchdown in the first half.
- This year, opponents have had 73 drives where they tried to score on SDSU (does not include kneeldowns) and the Aztecs have forced three-and-outs (or less) on 21 of those drives (28.8 pct.). San Diego State averages 3.50 three-and-outs per game.
- SDSU had two defensive touchdowns in the opener against Texas A&M-Commerce on Aug. 31 (Tanu Letuli fumble recovery in the end zone and JD Coffey III 45-yard interception return) in the same game for the first time since Nov. 5, 2016 vs. Hawai'i.

- San Diego State's three defensive touchdowns this season are tied for fifth in the country, trailing only Tulane (5), Coastal Carolina (4), James Madison (4) and SMU (4).
- SDSU has won six straight games when scoring a defensive touchdown (2-0 this season).
- Ten of the 11 starters on defense in the opener against Texas A&M-Commerce were making their first career FBS start. The only player with a FBS start previously - EDGE Trey White - entered the game with one career start.
- CB Chris Johnson is tied for third in FBS in forced fumbles per game (0.50, T-1st in MW) and tied for fourth in forced fumbles (3, T-1st in MW). The three forced fumbles are already tied for the 13th most in SDSU single-season history.
- LB Brady Anderson, LB Tano Letuli and DL Krishna Clay are each tied for 28th in FBS in fumble recoveries (1, T-3rd in MW).
- S JD Coffey III had a career-high seven tackles in the first half alone at Central Michigan on Sept. 28 and finished with 15 for the game. It matched the most by an Aztec since Kyahva Tezino had 17 vs. Army West Point in the 2017 Armed Forces Bowl.
- S Josh Hunter had 15 tackles at Colorado State on Nov. 11, 2023, then most by an Aztec since Kyahva Tezino had 15 at Fresno State on Nov. 17, 2018. Hunter entered the game with 17 tackles this season and 18 for his career.
- LB Cody Moon was named the Mountain West Defensive Player of the Week on Aug. 28, 2023 for his play in the Aug. 26 opener against Ohio. Moon had a team-high 12 tackles (seven solo) in his first game as an Aztec after playing at New Mexico the past two seasons. The 12 tackles were two more than the next two Aztecs combined. It was his fifth career double-digit tackle game (now has six) and third over a four-game stretch.
- LB Kyle Moretti led Central Michigan in tackles (65) and sacks (2.0) a year ago. In the Mid-American Conference, he ranked 10th in sacks and 12th in tackles.
- EDGE Marlem Louis ranked in a tie for fifth in FCS last year while at Richmond in forced fumbles (4) and 10th in forced fumbles per game (0.31).

RUSHING DEFENSE

- Opponents have rushed 239 times this season with only seven explosives runs (run of at least 20 yards) (2.9 pct.).
- Over the past three-plus seasons since 2021, opponents have rushed 1,491 times with only 41 attempts longer than 20 yards (2.7 pct.).
- Opponent rush average this year vs. SDSU by down: 1st - 4.5; 2nd - 3.6; 3rd - 4.3; 4th - 5.3.
- Opponent rush average this year vs. SDSU by quarter: 1st - 4.1; 2nd - 4.4; 3rd - 3.7; 4th - 4.6 - and by half: 1st - 4.3; 2nd - 4.2.
- San Diego State held Central Michigan to 154 rushing yards on 42 carries (3.7 avg.) on Sept. 28 a week after it gave up 335 on 33 attempts vs. Ball State (10.2 avg.).

PASSING DEFENSE

- SDSU's 161 interceptions since the 2014 season are the second most in the country over that span while its 17 interceptions returned for a touchdown rank in a tie for 12th.
- San Diego State ranks second in the country in interception return average (35.5, min. 3 INT), a tie for fourth in interceptions returned for a touchdown (2) and 10th in interception return yards (213).
- EDGE Trey White is off to a historic start to the season, on pace to break the FBS's record for the most sacks per game in a season (NCAA defensive stats go back to 2000). White is averaging 1.83 sacks per game, which would be a NCAA FBS record for most sacks per game in a season, just ahead of Arizona State's Terrell Suggs (1.71 in 2002), Louisville's Elvis Dumervil (1.67 in 2005) and Syracuse's Dwight Freney (1.46 in 2001).
- White is averaging more sacks per game (1.83) than 47 other TEAMS.
- White leads the country in sacks per game (1.83), tackles for loss (15.0), tackles for loss per game (2.50) and tackles for loss yards (91), and is tied for first in total sacks (11.0), and tied for third in sack yards (60).
- According to Pro Football Focus, White ranks in a tie for 11th in the country in quarterback pressures (27) and tied for first among players with six games played or fewer.
- White is already seventh in SDSU single-season history with 11 sacks, only trailing Mike Douglass (21.0 in 1976), Brett Faryniarz (13.0 in 1987), Andy Coviello (12.5 in 1991), Kabeer Gbaja-Biamila (12.0 in 1997 and 1999) and current Kansas City Chief Cameron Thomas (11.5 in 2021).
- White logged three sacks and four tackles for loss at Central Michigan on Sept. 28. He was the first Aztec with four TFLs in a game since Jay Henderson had four vs. Northern Illinois on Sept. 30, 2017.
- White followed with another three sacks and four tackles for loss once again vs. Hawai'i on Oct. 5 en route to being named the Mountain West Defensive Player of the Week on Oct. 7 for the first time of his career. According to Pro Football Focus, White's eight quarterback pressures were tied for the second most in the country that week, while his five quarterback hurries were tied for seventh.
- White came up with two sacks and three tackles for loss the following week at Wyoming on Oct. 12, making it four straight games with multiple sacks.
- CB Chris Johnson ranks 10th in the Mountain West in interception yards (42) and tied for 10th in interceptions per game (0.17).
- According to Pro Football Focus, Johnson ranks fifth in the Mountain West among cornerbacks (77.6 rating, min. 200 pass plays) and 24th in FBS.
- Additionally, Johnson's 78.8 overall defensive grade ranks fourth in the Mountain West among cornerbacks (min. 350 defensive snaps).
- S JD Coffey III returned an interception 45 yards for a touchdown against Texas A&M-Commerce on Aug. 31. Coffey is tied for first in the Mountain West in interceptions returned for a touchdown (1, T-4th in FBS), eighth in interception yards (45) and tied for 10th in interceptions per game (0.17).
- S Eric Butler returned an interception 43 yards for a touchdown at Wyoming on Oct. 5. Butler is tied for first in the Mountain West in interceptions returned for a touchdown (1, T-4th in FBS), ninth in interception yards (43) and tied for 10th in interceptions per game (0.17).
- CB Bryce Phillips is second in the Mountain West in interception yards (68, T-37th in FBS) and tied for 10th in interceptions per game (0.17).
- CB Jelani Whitmore is tied for 10th in the Mountain West in interceptions per game (0.17).
- EDGE Marlem Louis ranks in a tie for fifth in the Mountain West in sacks per game (0.58, T-54th in FBS).
- Louis tied for 20th in FBS last year in solo sacks (7) while at Richmond, as well as tied for 21st in sack yards (54), tied for 27th in sacks (7.5) and 47th in sacks per game (0.58)
- Last season, McCuin tied for 11th in FBS in interceptions returned for a touchdown (1, T-2nd in MW) last year and tied for 55th in

TOP SCORING DEFENSES SINCE 2014

Best scoring defenses since start of 2014 (min. 100 GP)

Rk.	School	Pts. Allowed Per Game
1.	Georgia	16.8
2.	Alabama	17.3
3.	Clemson	17.6
4.	Wisconsin	17.7
5.	Iowa	18.1
6.	Michigan	18.2
7.	Ohio State	18.6
8.	Penn State	19.1
9.	San Diego State	19.8
10.	Washington	20.7

TOP TOTAL DEFENSES SINCE 2014

Best total defenses since start of 2014 (min. 100 GP)

Rk.	School	Total Yds. Allowed Per Game
1.	Wisconsin	293.9
2.	Michigan	294.7
3.	Clemson	301.3
4.	Georgia	302.0
5.	Alabama	307.4
6.	Iowa	320.2
7.	Ohio State	321.6
8.	Penn State	322.5
9.	San Diego State	323.9
10.	Air Force	336.0

MOST INTERCEPTIONS SINCE 2014

Below is a list of the most interceptions forced in the FBS since the beginning of the 2014 campaign.

Rk.	Team	INT
1.	Iowa	163
2.	San Diego State	161
3.	Clemson	157
4.	Alabama	150
5.	Western Kentucky	144
6.	Wisconsin	143
7.	Oregon	142
8.	Appalachian State	141
9.	Brigham Young	139
	Utah	139

MOST TURNOVERS FORCED SINCE 2014

Below is a list of the most turnovers forced in the FBS since the beginning of the 2014 campaign.

Rk.	Team	TO Forced
1.	Clemson	255
2.	Memphis	244
3.	Alabama	240
4.	Iowa	234
	Western Kentucky	234
6.	San Diego State	233
	Utah	233
8.	Louisiana Tech	232
	UCF	232
10.	Troy	231

FEWEST INT. THROWN SINCE 2015

Fewest INT by an FBS team since 2015 (min. 80 GP).

Rk.	School	Int.
1.	Navy	48
2.	Air Force	58
3.	Army West Point	60
4.	San Diego State	63
5.	Alabama / LSU / Ohio State	67

AZTECS IN THE NFL (AS OF OCT. 19, 2024)

(According to NFL.com; * - practice squad player; ^ - injured list)

Active Rosters: 10
Practice Rosters: 3
Injured List: 1
Total: 14

CURRENT NFL TEAM

SDSU LETTERS

ARIZONA CARDINALS

Aaron Brewer, LS 2008-09-10-11
Darren Hall, S 2018-19-20
*Keith Ismael, OL 2017-18-19

ATLANTA FALCONS

*Jesse Matthews, WR 2019-20-21-22

BUFFALO BILLS

Tyrell Shavers, WR 2021-22

INDIANAPOLIS COLTS

Segun Olubi, LB 2020-21

KANSAS CITY CHIEFS

Matt Araiza, P 2019-20-21
Cameron Thomas, LB 2019-20-21

MIAMI DOLPHINS

^Patrick McMorris, S 2020-21-22

NEW ENGLAND PATRIOTS

Zachary Thomas, OL 2017-19-20-21

NEW YORK GIANTS

Daniel Bellinger, TE 2018-19-20-21

PITTSBURGH STEELERS

Damontae Kazee, S 2013-14-15-16

SAN FRANCISCO 49ERS

*Alex Barrett, DL 2013-14-15-16

TENNESSEE TITANS

Daniel Brunskill, OL 2013-14-15-16

MOST GAMES / CONSECUTIVE GAMES

Most Games Played	Games
Tyler Pastula, P	51
Marlem Louis, DL	49
Marquez Cooper, RB	48
Ryan Wintermeyer, LS	45
Consecutive Games Played	Streak
Tyler Pastula, P	51
Marquez Cooper, RB	48
Ryan Wintermeyer, LS	45
Michael Harrison, TE	42
Cody Moon, LB	42

2024 CAPTAINS

Name	SDSU Letters
Marquez Cooper, RB	n/a
Tano Letuli, LB	n/a
Trey White, Edge	2023

interception yards (70, 7th in MW)

- EDGE Ezekiel Larry ranked 25th in FCS in sack yards (52) a year ago at Yale, while also tying for 29th in sacks per game (0.67) and tying for 30th in solo sacks (6).
- S Dalesan Staley (Northern Iowa) tied for 33rd in FCS in 2023 with three interceptions.
- Newcomer CB Bryce Phillips tied for 38th in FCS play last year in pass breakups (8) while at Tennessee State.

BULLET NOTES - SPECIAL TEAMS

- Associate head coach Zac Barton is in his first season as SDSU's special teams coordinator. Barton joined San Diego State after spending last season at Kansas, where he served as the Jayhawks' special teams analyst. In his lone season at KU, the Jayhawks ranked seventh in FBS in special teams grading according to Pro Football Focus, grading just behind CFP playoff teams Alabama, Texas, and Washington. Kansas would go on to earn a selection into the 2023 Guaranteed Rate Bowl to cap off an 8-4 regular season, their best regular season record since 2007. Prior to Kansas, Barton coached the special teams at Kent State from 2018-22 under head coach Sean Lewis and helped the Golden Flashes' special teams unit to new heights.
- Special teams have long been a key to San Diego State's success. **The Aztecs have won five of the nine Mountain West Special Teams Player of the Year awards issued since 2015. Those five include three kick returners (Rashaad Penny from 2015-17), two punters (Matt Araiza in 2021 and Jack Browning in 2022) and one kicker (also Araiza in 2021).**
- San Diego State returns a pair of all-conference honorable mention selections in the special teams unit in kick returner Kenan Christon and punt returner Mekhi Shaw.
- ESPN's special teams efficiency rating had San Diego State at 72.2 in 2022, which ranked second in FBS, trailing only South Carolina (79.8). The Aztecs were fifth in 2021 at 69.9. Last year, SDSU was ninth at 65.8, and this year San Diego State is 15th at 68.1.
- **Since the start of the 2015 season, San Diego State has 14 kickoff returns for touchdowns, the most in FBS play over that time. To put that stat into perspective, eight other teams have played at least 100 games over that span and do not have a single kick return touchdown.**
- **The Aztecs also have five 100-yard kickoff return touchdowns since 2015, one behind Western Michigan for the most in FBS play over that span.**
- SDSU has three non-offensive touchdowns this season - a Tano Letuli fumble recovery in the end zone vs. Texas A&M-Commerce on Aug. 31 and a JD Coffey III 45-yard interception return in the same game, and an Eric Butler 43-yard touchdown at Wyoming on Oct. 12. **The three non-offensive touchdowns are tied for the 10th most in the country.**
- The Aztecs have 14 non-offensive touchdowns since the start of the 2021 season. Only seven schools have more non-offensive touchdowns over that span, including Pittsburgh (18), Notre Dame (17), Kentucky (16), Middle Tennessee (16), Iowa (15), Ohio State (15) and SMU (15). Over that span, SDSU has five interception returns for touchdowns, four blocked punt returns for touchdowns, two kickoff returns for a touchdown, two fumble recoveries for a touchdown and one punt return for a touchdown.
- **Since the start of the 2020 season, San Diego State has 18 non-offensive touchdowns, tied with Alabama, Houston, Iowa, Middle Tennessee and Ohio State for the fourth most in the country over that span, trailing only Notre Dame (20), Pittsburgh (20) and Kentucky (19).**
- **P Tyler Pastula is currently averaging 46.30 yards per punt, which would rank third in SDSU single-season history.**
- **Pastula leads the Mountain West in punt average (46.30, 5th in FBS), second in punt yards per game (254.67, 9th in FBS), punts per game (5.50, 10th in FBS), total punt yards (1,528, 16th in FBS) and total punts (33, T-23rd in FBS), tied for fourth in punts inside the 20-yard line (11, T-30th in FBS) and fifth in net punt average (40.88, 34th in FBS).**
- **Pastula punted seven times for 340 yards against Oregon State on Sept. 7. The 48.6 average was a career-high mark (min. 4 punts) and the 15th-highest average in the country this year (min. 7 punts).**
- Last year, **Pastula** ranked 20th in FCS punt average (42.7) while playing for UAlbany.
- **Gabe Plascencia is ranked third in the Mountain West in field goal percentage (83.33, T-36th in FBS), tied for fifth in made field goals per game (1.00), seventh in attempted field goals per game (1.17), and eighth in both kickoff average (60.77) and kickoff touchback percentage (45.45).**
- **For his career, Plascencia is 9-for-10 (90.0 pct.) in field goal attempts.**
- **Plascencia** has four career game with multiple field goals, including two this year.
- **Ja'Shaun Poke** is fourth in the Mountain West in kick return average (19.00, T-48th in FBS), fifth in kick returns per game (1.17, T-57th in FBS) and kick return yards per game (22.17, T-72nd in FBS), seventh in total kick returns (7, T-67th in FBS), and eighth in both kick returns yards (133) and combined kick/punt return yards (133).
- **Mekhi Shaw** is tied for third in the Mountain West in punt returns per game (1.33, 45th in FBS) and total punt returns (8, T-54th in FBS), fourth in punt return average (5.00, 47th in FBS), eighth in punt returns per game (6.67) and 10th in total punt return yards (40).
- **Shaw** ranked third in the Mountain West last year in punt return average (7.21, 37th in FBS), fourth in punt returns (14, T-48th in FBS) and seventh in total punt return yards (101, T-61st in FBS).
- In the return game, **Jordan Napier** is ninth in the Mountain West in punt returns per game (4.50) and 10th in punt returns per game (0.50).
- RB/KR **Kenan Christon** ranked second last year in the Mountain West in total kick returns (15, T-56th in FBS) and total kick return yards (331, 57th in FBS) and sixth in combined kick return/punt return yards (331, T-74th in FBS).
- **Eric Butler** blocked two punts last year, tied for the second-most blocked kicks in SDSU single-season history. His two career blocked kicks are tied for the fifth most in school history.
- **Butler's** two blocked kicks were tied for the fourth most in the country last year, while his 0.18 blocked kicks per game were also fourth.

LAST TIME OUT

San Diego State 27, Wyoming 24

Oct. 12, 2024 | War Memorial Stadium | Laramie, Wyo.

LARAMIE, Wyo. -- True freshman quarterback Danny O'Neil connected with redshirt freshman Jordan Napier on consecutive big pass plays to tie the game in the fourth quarter and Gabe Plascencia nailed a 28-yard field goal for what proved to be the game-winning points to lead San Diego State to a 27-24 win at Wyoming on Saturday.

The Aztecs (3-3) improved to 2-0 in Mountain West play for the first time since 2021 in a game that featured six lead changes and

moved into a tie with Boise State and UNLV atop the league standings.

Trailing, 24-17, early in the fourth quarter after Cowboy (1-5, 1-1 MW) quarterback Evan Svoboda raced 51 yards on a QB keeper, SDSU answered through the air. After consecutive incompletions and facing a third-and-10, O'Neil found Napier down the right side of the field for a 53-yard pass. It was the longest play of the season for San Diego State. O'Neil then went right to Napier again with a 27-yard strike to silence the 23,155 fans at War Memorial Stadium.

After forcing UW to punt on its next possession, the Aztecs got the ball back on their own 18 and went 77 yards on seven plays with Plascencia kicking the winning field goal with 7:35 left. O'Neil started with a 41-yard pass to Nate Bennett, making it 121 passing yards by O'Neil over the previous three plays of the game.

Wyoming got the ball back and managed a 24-yard run on its first snap, but just one yard over its next three before having to punt it back to SDSU.

San Diego State was forced to punt, and the Cowboys got the ball back on its own 26 with 4:27 remaining. After two rushes for seven yards, Ryan Henderson sacked Svoboda on third-and-3, forcing UW to punt once again.

Marquez Cooper ran for 18 yards on a second-and-8 situation, but the Aztecs were later stopped at the Wyoming 36. Tyler Pastula, however, angled a punt that stopped at the UW 7.

Following a false start, Svoboda found Tyler King for 19 yards to get to the 23. Henderson and Dominic Oliver then sacked Svoboda to end the game and give the Aztecs their first road win in a MW opener since 2021.

SDSU took a 3-0 lead on a 22-yard field goal by Plascencia midway through the first quarter after Chris Johnson intercepted Svoboda and ran it back 42 yards to the Wyoming 10.

The Cowboys responded in just two plays as they completed a flea flicker with Svoboda finding a wide-open Jaylen Sargent for a 70-yard completion.

Late in the first quarter, Eric Butler picked off Svoboda's pass and ran it 43 yards back for a touchdown. It was Butler's first career interception and San Diego State's third defensive touchdown of the season.

UW regained the lead on its ensuing drive, going 75 yards on 12 plays. Wyoming converted a fourth-and-6 on the drive and earned a first down on a pass interference on third-and-7, before Sam Scott punched it in from a yard out, making it a 14-10 advantage.

The Aztecs responded with an 8-play, 75-yard drive of their own. The big play came on a 32-yard pass from Danny O'Neil to Jude Wolfe to get to the Cowboy 10. Marquez Cooper later rushed it in from four yards out as SDSU entered halftime with a 17-14 lead.

Wyoming tied it with a 42-yard field goal by John Hyland on its first drive of the third quarter before setting up San Diego State's fourth-quarter heroics.

O'Neil threw for a career-high 254 yards and a touchdown, completing 16 of 27 passes.

Cooper rushed for 87 yards and a touchdown on 25 carries, while Ja'Shaun Poke caught eight passes for 60 yards and Napier four catches for 91 yards.

It was the second straight 27-24 game for the Aztecs after beating Hawai'i at home on Oct. 5 and was the first time in SDSU's Division I history (since 1969) with back-to-back games by the same score. San Diego State has consecutive three-point victories for the first time since 1995.

Kyle Moretti led the Aztecs with seven tackles, while Trey White had two sacks, giving him multiple sacks in four consecutive games. It was SDSU's first trip to Laramie since it played there twice in a three-week span in 2016.

BIG NOTES

- San Diego State improved to 2-0 in Mountain West play for the ninth time in league history (also 2002, 2013, 2015, 2016, 2017, 2018, 2020 and 2021).
- After starting 2-0 in league play, the Aztecs won the MW championship in both 2015 and 2016.
- SDSU won its Mountain West road opener for the 15th time in league history and first time since a seven-year stretch from 2015-2021.
- San Diego State won its sixth straight game against a team coming off an idle week (bye week).
- The Aztecs have won 10 of their last 11 games against teams coming off an idle week dating back to a Sept. 20, 2014 loss at Oregon State.
- SDSU has played in three consecutive games decided by three points or less for the first time since 1978 (lost at Miami, 16-14; won vs. New Mexico, 27-24; lost vs. Utah, 20-18).
- SDSU won the turnover battle for the fourth time in six games this season. San Diego State is now 20-3 since 2020 when winning the turnover battle and 53-5 since 2020. The Aztecs have won 22 of their last 25 games (22-3) when winning the turnover battle.
- San Diego State has back-to-back wins by the same score (in this case 27-24) for the first time in its Division I history (since 1969)).



SDSU-WYOMING

Oct. 12, 2024 | War Memorial Stadium | Laramie, Wyo.

Attendance: 23,155 | Weather: 71 degrees F, Sunny; wind NW 9 mph

	1	2	3	4	Total
San Diego State	10	7	0	10	- 27
Wyoming	7	7	3	7	- 24

SCORING SUMMARY

SDSU — Plascencia 22-yd field goal	(6:27, 1st)
WYO — Sargent 70-yd pass f/Svoboda (Hoyland kick)	(5:46, 1st)
SDSU — Butler 43-yd interception return (Plascencia kick)	(0:02, 1st)
WYO — Scott 1-yd run (Hoyland kick)	(9:08, 2nd)
SDSU — Cooper 4-yd run (Plascencia kick)	(5:14, 2nd)
WYO — Hoyland 42-yd field goal	(4:55, 3rd)
WYO — Svoboda 51-yd rush (Hoyland kick)	(14:50, 4th)
SDSU — Napier 27-yd pass f/O'Neil (Plascencia kick)	(13:54, 4th)
SDSU — Plascencia 28-yd field goal	(7:35, 4th)

TEAM STATS

	San Diego State	Wyoming
First Downs	16	19
Rushes-Yards	35-102	41-190
Passing Yards	254	181
C-A-I	16-27-1	12-31-2
Total Offense	356	371
Fumbles-Lost	0-0	0-0
Penalties-Yards	9-67	7-60
Possession Time	29:17	30:43
Turnovers	1	2
Average Field Position	SDSU33	WYO25

INDIVIDUAL STATS

Rushing (Atts.-Yards-TDs): SDSU: Cooper 25-87-1; Davis 3-7-0; O'Neil 6-4-0; Poke 1-4-0. WYO: Scott 20-94-1; Svoboda 14-55-1; Ferrell 6-24-0; Williams 1-17-0.
Passing (Comp.-Att.-Int., Yards, TDs): SDSU: O'Neil 16-27-1, 254, 1; WYO: Svoboda 12-31-2, 181, 1.
Receiving (No.-Yards-TDs): SDSU: Poke 8-60-0; Napier 4-91-1; Brown IV 2-30-0; Bennett 1-41-0; Wolfe 1-32-0. WYO: Gyllenborg 4-48-0; Sargent 2-84-1; King 2-34-0; Scott 2-2-0; Pelissier 1-7-0; Stevenson 1-6-0.

DEFENSIVE SCORING PLAYS (SINCE 2009)

2024

Eric Butler43-yd INT at Wyoming (O.12.)
 Tano Letuli0-yd FR after Trey White's FF
vs. Texas A&M-Commerce (A.31)
 JD Coffey45-yd INT vs. Texas A&M-Commerce (A.31)

2023

Deshawn McCuin70-yd INT at Hawai'i (O.14) (TD)

2022

Jonah TavaiSacked QB in end zone vs. SJSU (N.12) (Safety)
 Patrick McMorris30-yd FR after Michael Shawcroft's FF
at Nevada (O.22) (TD)

2021

Andrew Aleki17-yd INT at UNLV (N.19) (TD)
 Andrew Aleki25-yd INT vs. New Mexico State (S.4) (TD)

2020

Darren Hall57-yd INT at Colorado (N.28) (TD)
 Segun Olubi71-yd INT vs. Hawai'i (N.14) (TD)

2019

Darren Hall20-yd FR after Tariq Thompson's FF
vs. Central Michigan (D.21) (TD)

2017

Tariq Thompson83-yd INT vs. Northern Illinois (S.30) (TD)

2016

Ron Smith54-yd INT vs. Houston (D.17) (TD)
 Damontae Kazee54-yd INT vs. Hawai'i (N.5) (TD)
 Ron Smith14-yd INT vs. Hawai'i (N.5) (TD)
 Malik Smith28-yd INT at Utah State (O.28) (TD)
 Ronley Lakalaka9-yd INT vs. California (S.10) (TD)

2015

Alex Barrett43-yd INT vs. Cincinnati (D.24) (TD)
 Damontae Kazee55-yd INT at Colorado St. (O.31) (TD)
 Calvin Munson67-yd INT vs. San Diego (S.6) (TD)
19-yd INT vs. San Diego (S.6) (TD)

2014

Calvin Munson56-yd INT vs. Air Force (N.21) (TD)

2013

J.J. Whittaker18-yd INT vs. Boise State (N.23) (TD)

2012

Everett Beed52-yd FR vs. Air Force (N.10) (TD)
 Leon McFadden96-yd INT at Fresno State (S.29) (TD)
 Eric Pinkins32-yd INT at Fresno State (S.29) (TD)
 Leon McFadden28-yd INT vs. North Dakota (S.15) (TD)

2010

Jerome LongFR in end zone after Rob Andrews' FF
at TCU (N.13) (Safety)

2009

Luke Laolagi55-yd INT at UNLV (N.28) (TD)
 Dey Juan Hemmings14-yd FR after Ernie Lawson's FF
vs. New Mexico State (O.3) (TD)
 TeamQB fell in end zone vs. So. Utah (S.12) (Safety)

SPECIAL TEAMS SCORING PLAYS SINCE 2011

2022

Jordan Byrd95-yard KR vs. San José State (N.12) (TD)
 Tyrell Shavers.....Punt block; Returned for touchdown (S.30) (TD)
 Jordan Byrd.....66-yard PR vs. Idaho State (S.10) (TD)
 Team.....Punt block; Jaylon Armstead returned for a
touchdown vs. Arizona (S.3) (TD)

2021

Tyrell ShaversPunt block; Trenton Thompson returned for
touchdown vs. Towson (S.25) (TD)
 Jordan Byrd100-yard KR vs. Utah (S.18) (TD)
 Kaegun Williams.....Punt block; Tyrell Shavers returned for
touchdown at Arizona (S.11) (TD)

2020

Jordan Byrd93-yard KR vs. Colorado State (D.5) (TD)
 BJ Busbee90-yard KR vs. Colorado State (D.5) (TD)

2019

Trenton ThompsonPunt block; Caden McDonald returned for
touchdown at UNLV (10.26) (TD)
 Kaegun Williams95-yard KR vs. San José State (O.19) (TD)

2018

Kaelin HimphillPunt block; Trenton Thompson returned for
touchdown vs. Air Force (O.12) (TD)

2017

Juwan Washington78-yd KR vs. Army West Point (D.23) (TD)
 Rashaad Penny100-yd KR vs. Nevada (N.18) (TD)
 Rashaad Penny70-yd PR vs. Nevada (N.18) (TD)
 Juwan Washington96-yd KR vs. Northern Illinois (S.30) (TD)
 Rashaad Penny99-yd KR at Arizona State (S.9) (TD)

2016

Juwan Washington92-yd KR at Wyoming (N.19) (TD)
 Rashaad Penny93-yd KR at Wyoming (N.19) (TD)
 Rashaad Penny100-yd KR vs. California (S.10) (TD)

2015

Rashaad Penny100-yd KR vs. Cincinnati (D.24) (TD)
 Damontae Kazee66-yd PR at UNLV (N.21) (TD)
 Rashaad Penny100-yd KR at Penn State (S.26) (TD)
 Rashaad Penny97-yd KR vs. San Diego (S.5) (TD)

2014

Lloyd Mills67-yd PR vs. Northern Arizona (A.30) (TD)

2013

Tim Vizzi71-yd PR at UNLV (N.30) (TD)
 Tim Vizzi41-yd PR vs. Boise State (N.23) (TD)
 Team.....Fumbled punt out of end zone (O.4) (Safety)
 Sam Meredith.....PAT block; David Lamar returned for
def. PAT at New Mexico State (S.28) (2 pts.)

2012

Colin Lockett100-yd KR at Boise State (N.3) (TD)
 Colin Lockett96-yd KR vs. Army (S.8) (TD)

2011

Brandon Davis.....98-yd KR at Air Force (O.13) (TD)
 Colin Lockett94-yd KR vs. Cal Poly (S.3) (TD)

- SDSU has consecutive 3-point victories for the first time since 1995 (30-27 vs. Nevada on Sept. 28 and 24-21 at Utah on Oct. 7).
- The Aztecs improved to 51-23 (.689) in their last 74 regular season games against Mountain West opponents.
- SDSU is now 79-41 (.658) since the start of the 2015 campaign, which is the 20th-best record in the country over that span.
- EDGE **Trey White** had two sacks and has multiple sacks in four consecutive games. White has 11 sacks for the season in six games, already the seventh most in SDSU single-season history. White is averaging 1.83 sacks per game, which is just ahead NCAA record pace (NCAA defensive stats only tracked in record book since 2000) (Terrell Suggs averaged 1.71 while at Arizona State in 2002 (24 sacks in 14 games) and Washington's Zion Tupuola-Fetui averaged 1.75 during the 2020 COVID-19 pandemic season (seven sacks in four games)).

SERIES NOTES

- San Diego State improved to 20-19 all-time against Wyoming.
- The Aztecs have won five of the last six meetings with the Cowboys and are 13-6 vs. Wyoming in the Mountain West era (since 1999).
- SDSU is now 8-12 all-time at Wyoming.

TEAM NOTES

- SDSU played without its two starting linebackers Tano Letuli and Owen Chambliss in its 4-2-5 defense, both whom were out with hand injuries.
- San Diego State scored its third defensive touchdown of the season on an Eric Butler interception.
- The Aztecs now have 17 interceptions returned for a touchdown since the 2014 season.
- SDSU has won six straight games when scoring a defensive touchdown.
- The Aztecs allowed a first-quarter touchdown for just the fifth time in the last 15 games.
- SDSU has allowed seven or fewer points in 28 of the last 30 first quarters.
- San Diego State has back-to-back wins by the same margin (3 points) for the first time since a pair of 6-point victories in 2021 (19-13 at San Jose State on Oct. 15 and 20-14 at Air Force on Oct. 23).
- San Diego State improved to 68-17 since 2015 when scoring just 20-plus points (3-1 this year).
- The Aztecs are now 36-10 over the last 46 games when winning the field position battle.
- SDSU had a season-high-tying six sacks.

TRENDS

- The Aztecs lost the coin toss for the fifth time this season (1-5).
- SDSU started with the ball for the 117th time over the last 163 games.
- San Diego State did not allow its opponent to score on its opening possession for the fourth time this season in six games, 20th time in 31 games since 2022, 32nd time in 44 games since 2021 and 86th time since 2015 (120 games).
- The Aztecs improved to 3-1 this season when scoring first.
- SDSU improved to 2-0 this season when leading at the end of the first quarter.
- San Diego State improved to 2-1 this year when leading at the end of the first half.

PLAYER NOTES

* **Danny O'Neil, TR-Fr., QB (16-for-27, 254 yds., 1 TD, 1 INT)**

Improved to 3-2 as the team's starting quarterback ... Threw for a career-high 254 yards ... Threw his sixth touchdown pass of the season (and career) ... Threw an interception late in the second quarter, his first of his collegiate career which came on his 128th attempt ... Had a season and career-long 53-yard pass to Jordan Napier.

* **Marquez Cooper, Sr., RB (25 att., 87 yds., 1 TD)**

Ran for 87 yards and now has 670 on the season in six games (111.7 yards per game) ... Now has 4,526 yards for his career, which ranks 62nd in NCAA history (according to SportsReference.com) ... Scored his sixth touchdown of the season and 39th of his career.

* **Jordan Napier, RS-Fr., WR (4 rec., 91 yds., 1 TD)**

Had a career-high 91 yards ... Caught his third touchdown pass of the season and career ... Had a season and career-long 53-yard reception.

* **Ja'Shaun Poke, Sr., WR (8 rec., 60 yds.)**

Had season highs in both receptions (8) and receiving yards (60).

* **Trey White, So., EDGE (4 tackles (3 solo), 2.0 sacks, 3.0 TFL)**

Had multiple sacks for a fourth straight game ... Now has 10.5 sacks over the last four games and 11 for the season in six games ... Is averaging 1.83 sacks per game, which is just ahead NCAA record pace (NCAA defensive stats only tracked in record book since 2000) (Terrell Suggs averaged 1.71 while at Arizona State in 2002 (24 sacks in 14 games) and Washington's Zion Tupuola-Fetui averaged 1.75 during the 2020 COVID-19 pandemic season (seven sacks in four games) ... Already has 11 sacks this year, which passes Jonah Tavai (2022) and Levi Esene (1986) into seventh in SDSU single-season history ... Below is San Diego State's single-season top-10 list for sacks:

Pl.	Player, Season	Sacks
1.	Mike Douglass, 1976	21.0
2.	Brett Faryniarz, 1987	13.0
3.	Andy Coviello, 1991	12.5
4.	Kabeer Gbaja-Biamila, 1999	12.0
	Kabeer Gbaja-Biamila, 1997	12.0
6.	Cameron Thomas, 2021	11.5
7.	Trey White, 2024	11.0 (in six games)
8.	Jonah Tavai, 2022	10.5
	Levi Esene, 1986	10.5
10.	Calvin Munson, 2015	9.5
	Miles Burris, 2010	9.5
	Jack Eaton, 1985	9.5

*** Eric Butler, Jr., S. (2 tackles (1 solo), 1 INT for TD)**

Recorded his first interception of his career and first touchdown.

*** Tyler Pastula, Sr., P (7 P, 47.1 avg., 75 long, 2 I20)**

Punted seven times for a 47.1 average with two going for 50-plus yards and two landing inside the 20-yard line ... Had a career-long 75-yarder in the first quarter, which is tied for the 10th longest in program history.

*** Gabe Plascencia, Jr., K (2-for-2 FG, 3-for-3 PATs | 6 KO, 65.0 avg., 6 TB)**

Made two field goals for the fourth time of his career ... Is now 5-for-6 in field goal attempts this season and 9-for-10 for his career ... All six of his kickoffs went for touchbacks.

OTHER NOTES

- RB Marquez Cooper started for the 38th consecutive game, the longest streak among the Aztec offensive and defensive players.
- Cooper's 48 career starts are the most among any current Aztec offensive or defensive player.
- P Tyler Pastula played in his 51st consecutive game and 51st game overall, both the longest and most among any current Aztec.
- CB Chris Johnson recorded his first career interception.
- Today's temperature was 71 degrees at kickoff.
- Tonight's attendance was 23,155.
- The Aztec shield was carried out tonight by K Gabe Plascencia.

SAN DIEGO STATE TO JOIN THE PAC-12 CONFERENCE

San Diego State has accepted an invitation to join the Pac-12 Conference, the school announced on Sept. 12. The Aztecs will officially become a member of the Pac-12 on July 1, 2026.

SDSU joins league stalwarts Oregon State and Washington State, along with Boise State, Colorado State and Fresno State as the newest members of the league.

"We are ecstatic to be joining the Pac-12 Conference," San Diego State director of athletics John David Wicker said. "While we are grateful to be a founding member of the Mountain West with 26 years of success in the conference, we are excited at what lies ahead with these new opportunities. We will continue to compete for conference championships on the field and to graduate leaders in the community."

"The move to the Pac-12 is a transformative moment for our entire university," SDSU President Adela de la Torre said. "Joining the Pac-12 opens the door to exciting partnerships and financial growth, all of which will contribute to the success of our student-athletes and the vitality of our university community. This is just the beginning -- we are poised to attract even more top-tier talent, compete at the highest national level and identify new opportunities that will benefit our One SDSU community and the San Diego region."

Oregon State and Washington State are currently operating as members of the Pac-12 Conference as part of an NCAA two-year grace period and will continue to do so for the 2025-26 academic season before the four new members officially join. The collective six universities will collaboratively chart additional membership and other future conference considerations.

"For over a century, the Pac-12 Conference has been recognized as a leading brand in intercollegiate athletics," Commissioner Teresa Gould stated. "We will continue to pursue bold cutting-edge opportunities for growth and progress, to best serve our member institutions and student-athletes. I am thankful to our board for their efforts to welcome Boise State University, Colorado State University, California State University, Fresno, and San Diego State University to the conference. An exciting new era for the Pac-12 Conference begins today."

The Aztecs have won a Mountain West record 96 league titles (only includes sports SDSU competes in), including the most championships in each of the last three years. In the 2023-24 campaign alone, San Diego State captured six MW championships, including women's soccer (regular season), swimming & diving, men's golf, women's tennis (tournament) and softball (regular season and tournament). The Aztecs also had four conference players of the year - Mac Barbara (softball, co-player), Yasmine Kabbaj (women's tennis), Denise Castro (women's soccer, offensive) and Alex Roberts (swimmer) - and three conference coaches of the year - Stacey Nuveman Deniz (softball), Mike Shrader (swimming) and Roland McDonald (diving).

SDSU has also been a power on the national stage as its combined .726 winning percentage in football and men's basketball since the fall of 2010 ranks first in the country, just behind of Ohio State (.727). San Diego State has also excelled in the professional ranks. Most recently, former Aztec men's golfer Xander Schauffele won two of the four major championships in 2024, while former NCAA track & field champion Shanieka Ricketts (Thomas) won the silver medal in the triple jump at the Paris Olympics this summer.

In the classroom, 366 San Diego State student-athletes were recognized as scholar-athletes in April for achieving a semester GPA of 3.20 or higher or maintaining a cumulative GPA of 3.0 or higher. Additionally, 38 student-athletes earned Malik Award distinction for posting a 4.0 grade-point average.

2024 SEASON ACCOLADES**Tupu Alualu | Sr. | Honolulu, Hawaii | Defensive Line**

Polynesian Player of the Year Watch List (Polynesian ancestry that epitomizes great ability and integrity)

Louis Brown IV | Jr. | Los Angeles, Calif. | Wide Receiver

College Football Network Midseason All-Mountain West (honorable mention)

Kenan Christon | Sr. | San Diego, Calif. | Running Back

Paul Hornung Award Watch List (most versatile performer)

Marquez Cooper | Sr. | Gaithersburg, Md. | Running Back

Maxwell Award Watch List (best all-around player)

Doak Walker Award Watch List (best running back)

College Football Network Midseason All-Mountain West (first team)

Team captain

Tano Letuli | So. | San Diego | Linebacker

Team captain

SDSU MOUNTAIN WEST PLAYERS OF THE WEEK

San Diego State has earned two Mountain West Player-of-the-Week awards this season. Below is a list of the Aztec student-athletes that have received the honor this season. *No. - indicates the number of honors that player has earned in his career.*

Date (Opp.)	Player	Award	No.
Oct. 7 (UH)	Trey White	Defensive	1
	Danny O'Neil	Freshman	1
Oct. 14 (at WYO)	Danny O'Neil	Freshman	2

SDSU PLAYERS OF THE WEEK

(SDSU players of the week are announced post-practice each Sunday)

Game	Offensive	Defensive	Special Teams
TAMUC	Marquez Cooper	Chris Johnson	none
Scout	Parker Threatt	Malik Gucake	none
Oregon St.	none	none	none
Scout	Arthur Ban	Kodi Cornelius	none
Cal	none	none	none
Scout	none	none	none
CMU	none	none	none
Scout	none	none	none
Hawai'i	Dean Abdullah	Trey White	Tyler Pastula
Scout	Kyle Crum	Jayden Kendricks	none
Wyoming	Ja'Shaun Poke	Josh Hunter	Gabe Plascencia
	Jordan Napier		
Scout	Gage Dutcher	Jelani McLaughlin	none
WSU			
Boise St.			
UNM			
UNLV			
Utah St.			
AFA			

GEOLOGICAL BREAKDOWN

California (64)

Tiimalu Afalava, Brady Anderson, Jaylon Armstead, Tayvian Beasley, Nate Bennett, Tayten Beyer, Jackson Berman, Joe Borjon, Louis Brown IV, Eric Butler, Isaiah Buxton, Owen Chambliss, Tyson Chavez, Kenan Christon, Emanuel Chow, Krishna Clay, Kodi Cornelius, Kyle Crum, AJ Duffy, Gage Dutcher, Arnold Escano, Ryan Gaea, Nick Gardinera, Gabe Garretson, Max Garrison, Malik Gucake, Xavier Hamlet, Dean Harrington, Michael Harrison, Josh Hunter, Chris Johnson, Christian Jones, Nikolas Kattoula, Jayden Kendricks, Ezekiel Larry, Tano Letuli, Nick Lopez, Jerry McClure, Jason Mitchell, Myles Murao, Jordan Napier, Brady Nassar, William Nimmo Jr., Danny Niu, Dominic Oliver, Bryce Phillips, Gabriel Plascencia, Connor Poulson, Zechariah Ramirez, Cincere Rhaney, Kurt Rossner, Bobby Shaw, Mekhi Shaw, Jake Sinz, Charlie Stewart, Lucky Sutton, Parker Threatt, Javance Tupou'ata-Johnson, Ross Ulugalu-Maseuli, Mikey Welsh, Trey White, Jelani Whitmore, Prince Williams, Jude Wolfe

Texas (9)

Briley Barron, Will Cianfrini, JD Coffey III, Cam Davis, Deshawn McCuin, Jelani McLaughlin, Tyler McMahan, Heath McRee, Logan Tanner

Arizona (5)

Sam Benjamin, Nick Clegg, Zone Wierenga, Ryan Wintermeyer, Ryan Wolfer

Nevada (4)

Joshua Goynes, Ryan Henderson, DJ Herman, Ben Scolari

Washington (4)

Arthur Ban, Ryan Dirksen, Kai Holec, Jatavious Magee

Hawaii (2)

Tupu Alualu, Teivis Tuioti

Missouri (2)

Dalesean Staley, Phillippe Wesley II

Colorado (1)

Kyle Moretti

Florida (1)

Marlem Louis

Georgia (1)

Ja'Shaun Poke

Illinois (1)

Jared Badie

Maryland (1)

Marquez Cooper

Massachusetts (1)

Keion Mitchell

Minnesota (1)

Darrion Dalton

New Mexico (1)

Cody Moon

Indiana (1)

Danny O'Neil

Pennsylvania (1)

Tyler Pastula

Ohio (1)

Nate Williams

Oklahoma (1)

Brayden Bryant

American Samoa (1)

Saipale Fuimaono

Finland (1)

Eemil Herranen

Marlem Louis | Sr. | Venice, Fla. | Defensive Line

East-West Shrine Bowl 1000 Watch List

Deshawn McCuin | Sr. | Jacksonville, Texas | Safety

College Football Network Midseason All-Mountain West (second team)

Myles Murao | Sr. | Torrance, Calif. | Offensive Line

Polynesian Player of the Year Watch List (Polynesian ancestry that epitomizes great ability and integrity)

Jordan Napier | RS-Fr. | Fontana, Calif. | Wide Receiver

College Football Network Midseason All-Mountain West (honorable mention)

Danny O'Neil | Fr. | Indianapolis, Ind. | Quarterback

Two-time Mountain West Freshman of the Week (Oct. 7 & Oct. 14)

Tyler Pastula | Sr. | Easton, Pa. | Punter

Ray Guy Award Watch List (most outstanding punter)

Ray's 8 (Oct. 7)

College Football Network Midseason All-Mountain West (second team)

Bryce Phillips | Sr. | Long Beach, Calif. | Cornerback

East-West Shrine Bowl 1000 Watch List

Mekhi Shaw | Sr. | San Diego, Calif. | Wide Receiver

Wuerffel Trophy/Allstate AFCA Good Works Watch List

Ross Ulugalu-Maseuli | Jr. | San Diego, Calif. | Off. Line

Polynesian Player of the Year Watch List (Polynesian ancestry that epitomizes great ability and integrity)

College Football Network Midseason All-Mountain West (honorable mention)

Trey White | So. | San Diego, Calif. | Edge

Bednarik Award Watch List (most outstanding defensive player)

Associated Press Midseason All-American (first team)

College Football Network Midseason All-American (first team)

The Sporting News Midseason All-American (second team)

College Football Network Midseason EDGE Defender of the Year

College Football Network Midseason All-Mountain West (first team)

Mountain West Defensive Player of the Week (Oct. 7)

Team captain

Nate Williams | Sr. | Utica, Ohio | Off. Line

College Football Network Midseason All-Mountain West (second team)

Ryan Wintermeyer | Sr. | Scottsdale, Ariz. | Long Snapper

Patrick Mannelly Award Watch List (best long snapper)

Jude Wolfe | Sr. | Laguna Hills, Calif. | Tight End

College Football Network Midseason All-Mountain West (honorable mention)

AZTECS NAME TEAM CAPTAINS

The San Diego State football team has named senior Marquez Cooper (Gaithersburg, Md.), and sophomore San Diego natives Tano Letuli (Cathedral Catholic High) and Trey White (Eastlake High) as its captains for the 2024 campaign.

The trio was chosen in a team vote on Aug. 23, Cooper as the offensive representative, Letuli at defense and White earning the special teams nod.

Cooper, who earlier this month was named to both the Maxwell Award Watch List (college football player of the year) and the Doak Walker Award Watch List (best running back), enters his final campaign as the active leading FBS leader in rushing yards (3,856), all-purpose yards (4,466) and rushing touchdowns by a running back (33). Cooper has three consecutive 1,000-yard rushing seasons, including 1,080 and 1,331 while at Kent State in 2021 and 2022, respectively, and 1,043 last year at Ball State.

Letuli, meanwhile, comes to The Mesa after one season at Army West Point. Letuli logged 12 tackles in 11 games for the Black Knights as a true freshman in 2023, one of just a few freshmen defensive players to make Army's opening-day travel squad. A three-year letter winner at powerhouse Cathedral Catholic High School in San Diego, Letuli played running back and safety for the Dons from 2019-21 before moving onto Army Prep in 2022.

White enters his third season at San Diego State, having moved to defensive edge from linebacker. Last season, White had 15 tackles, two tackles for loss, a fumble recovery and an interception in 12 games, including one start. White, the team's 2022 special teams scout player of the year, played in three games as a true freshman that year before utilizing his redshirt campaign. White was a three-time first-team all-league selection at nearby Eastlake High School and was named the Mesa League Defensive Player of the Year for the spring 2021 season.



MOUNTAIN WEST

2024 MW Standings

	MW	Pct.	Overall	Pct.
UNLV	2-0	1.000	6-1	.857
Boise State	2-0	1.000	5-1	.833
San Diego State	2-0	1.000	3-3	.500
Colorado State	2-0	1.000	4-3	.571
San Jose State	3-1	.750	5-2	.714
Fresno State	2-1	.667	4-3	.571
New Mexico	2-1	.667	3-4	.429
Wyoming	1-2	.333	1-6	.143
Nevada	0-2	.000	3-5	.375
Hawai'i	0-2	.000	2-5	.286
Utah State	0-3	.000	1-6	.143
Air Force	0-4	.000	1-6	.143

This Week in the Mountain West

Friday, Oct. 25

*Boise State at UNLV, 7:30 p.m. PT CBSSN

Saturday, Oct. 26

*New Mexico at Colorado State, 3 p.m. MT MW

*Utah State at Wyoming, 5 p.m. MT CBSSN

*San Jose State at Fresno State, 5 p.m. PT truTV/Max

Washington State at SDSU, 7:30 p.m. PT CBSSN

*Nevada at Hawai'i, 6 p.m. HT Spectrum

Last Week in the Mountain West

Friday, Oct. 18

*Fresno State 24, at Nevada 21

Saturday, Oct. 19

at Washington State 42, Hawai'i 10

*New Mexico 50, at Utah State 45

*at San Jose State 24, Wyoming 14

*Colorado State 21, at Air Force 13

UNLV 33, at Oregon State 25

Charting the Regular-Season Opponents

Texas A&M - Commerce (1-6, 1-2 SLC)

A.31	at San Diego State	L, 14-45
S.7	at UC Davis	L, 22-36
S.14	Grambling	L, 28-35 (ot)
S.21	Sacramento State	L, 0-34
O.5	at Southeastern*	L, 9-21
O.12	at Northwestern State*	W, 42-21
O.19	Lamar*	L, 20-29
O.26	at Prairie View A&M	2 p.m. CT
N.2	at McNeese*	7 p.m. CT
N.9	Stephen F. Austin	3:30 p.m. CT
N.16	Houston Christian*	1 p.m. CT
N.23	UIW*	1 p.m. CT

Central Michigan (3-4, 1-2 MAC)

A.29	Central Connecticut State	W, 66-10
S.7	at Florida International	L, 16-52
S.14	at Illinois	L, 9-30
S.21	Ball State*	W, 37-34
S.28	San Diego State	W, 22-21
O.12	Ohio*	L, 25-27
O.19	at Eastern Michigan*	L, 34-38
O.26	at Miami (Ohio)*	2 p.m. ET
N.5	Bowling Green*	TBA
N.12	at Toledo*	7 p.m. ET
N.19	Western Michigan*	TBA
N.30	Northern Illinois*	TBA

Washington State (6-1, 0-0 Pac-12)

A.31	Portland State	W, 70-30
S.7	Texas Tech	W, 37-16
S.14	at Washington	W, 24-19
S.20	San Jose State	W, 54-52 (ot)
S.28	at Boise State	L, 24-45
O.12	at Fresno State	W, 25-17
O.19	Hawaii	W, 42-10
O.26	at San Diego State	7:30 p.m. PT
N.9	Utah State	TBA
N.16	at New Mexico	TBA
N.23	at Oregon State	3:30 p.m. PT
N.30	Wyoming	3:30 p.m. PT

UNLV (6-1, 2-0 MW)

A.31	at Houston	W, 27-7
S.7	Utah Tech	W, 72-14
S.13	at Kansas	W, 23-20
S.28	Fresno State*	W, 59-14
O.4	Syracuse	L, 41-44 (OT)
O.11	at Utah State*	W, 50-34
O.19	at Oregon State	W, 33-25
O.25	Boise State*	7:30 p.m. PT
N.9	at Hawai'i*	4 p.m. HT
N.16	at San Diego State*	7:30 p.m. PT
N.22	at San Jose State*	TBA
N.30	Nevada*	5 p.m. PT

Oregon State (4-3, 0-0 Pac-12)

A.31	Idaho State	W, 38-15
S.7	at San Diego State	W, 21-0
S.14	Oregon	L, 14-49
S.21	Purdue	W, 38-21
O.5	Colorado State	W, 39-31 (2OT)
O.12	at Nevada	L, 37-42
O.19	UNLV	L, 25-33
O.26	at California	1 p.m. PT
N.9	San Jose State	TBA
N.16	at Air Force	1:30 p.m. MT
N.23	Washington State	3:30 p.m. PT
N.29	at Boise State	10 a.m. MT

Hawai'i (2-5, 0-2 MW)

A.24	Delaware State	W, 35-14
A.31	UCLA	L, 13-16
S.14	at Sam Houston State	L, 13-31
S.21	Northern Iowa	W, 36-7
O.5	at San Diego State*	L, 24-27
O.12	Boise State*	L, 7-28
O.19	at Washington State	L, 10-42
O.26	Nevada*	6 p.m. HT
N.2	at Fresno State*	4 p.m. PT
N.9	UNLV*	4 p.m. HT
N.16	at Utah State*	TBA
N.30	New Mexico*	6 p.m. HT

Boise State (5-1, 2-0 MW)

A.31	at Georgia Southern	W, 56-45
S.7	at Oregon	L, 34-37
S.21	Portland State	W, 56-14
S.28	Washington State	W, 45-24
O.5	Utah State*	W, 62-30
O.12	at Hawai'i*	W, 28-7
O.25	at UNLV*	7:30 p.m. PT
N.1	San Diego State*	6 p.m. MT
N.9	Nevada*	TBA
N.16	at San Jose State*	4 p.m. PT
N.23	at Wyoming*	5 p.m. MT
N.29	Oregon State	10 a.m. MT

Utah State (1-6, 0-3 MW)

A.31	Robert Morris	W, 36-14
S.7	at USC	L, 0-48
S.14	at Utah	L, 21-38
S.21	at Temple	L, 29-45
O.5	at Boise State*	L, 30-62
O.11	UNLV*	L, 34-50
O.19	New Mexico*	L, 45-50
O.26	at Wyoming*	5 p.m. MT
N.9	at Washington State	TBA
N.16	Hawai'i*	TBA
N.23	San Diego State*	1:30 p.m. MT
N.29	at Colorado State*	TBA

California (3-4, 0-4 ACC)

A.31	UC Davis	W, 31-13
S.7	at Auburn	W, 21-14
S.14	San Diego State	W, 34-10
S.21	at Florida State*	L, 9-14
O.5	Miami (Fla.)*	L, 38-39
O.12	at Pittsburgh*	L, 15-17
O.19	NC State*	L, 23-24
O.26	Oregon State	1 p.m. PT
N.8	at Wake Forest*	5 p.m. PT
N.16	Syracuse*	TBA
N.23	Stanford*	TBA
N.30	at SMU*	TBA

Wyoming (1-6, 1-2 MW)

A.31	at Arizona State	L, 7-48
S.7	Idaho	L, 13-17
S.14	BYU	L, 14-34
S.21	North Texas	L, 17-44
S.28	Air Force*	W, 31-19
O.12	San Diego State*	L, 24-27
O.19	at San Jose State*	L, 14-24
O.26	Utah State*	5 p.m. MT
N.2	at New Mexico*	2 p.m. MT
N.15	at Colorado State*	6 p.m. MT
N.23	Boise State*	5 p.m. MT
N.30	at Washington State	3:30 p.m. PT

New Mexico (3-4, 2-1 MW)

A.24	Montana State	L, 31-35
A.31	at Arizona	L, 39-61
S.14	at Auburn	L, 19-45
S.21	Fresno State*	L, 21-38
S.28	at New Mexico State	W, 50-40
O.12	Air Force*	W, 52-37
O.19	at Utah State*	W, 50-45
O.26	at Colorado State*	3 p.m. MT
N.2	Wyoming*	2 p.m. MT
N.8	at San Diego State*	7:30 p.m. PT
N.16	Washington State	3:30 p.m. PT
N.30	at Hawai'i*	6 p.m. HT

Air Force (1-6, 0-4 MW)

A.31	Merrimack	W, 21-6
S.7	San Jose State*	L, 7-17
S.14	at Baylor	L, 3-31
S.28	at Wyoming*	L, 19-31
O.5	Navy	L, 7-34
O.12	at New Mexico*	L, 37-52
O.19	Colorado State*	L, 13-21
N.2	at Army	Noon ET
N.9	Fresno State*	TBA
N.16	Oregon State*	1:30 p.m. MT
N.23	at Nevada*	TBA
N.30	at San Diego State*	TBA

LEWIS' SITUATIONAL RECORD

Overall	27-34
at San Diego State	3-3
at Kent State	24-31
Home	17-8
San Diego, Calif.	2-1
Kent, Ohio	15-7
Road	9-24
at San Diego State	1-2
at Kent State	8-22
Neutral	1-2
Scoring 50+ Points	8-0
Scoring 40+ Points	13-1
Scoring 30+ Points	21-8
Scoring 20+ Points	27-19
Allowing 20- Points	20-31
Conference Games	20-17
MW Games	2-0
MAC Games	18-17
3-Points or Closer	7-5
7-Points or Closer	14-10

BOWL GAMES AS A COACH

Kent State

2021 Famous Idaho Potato Bowl

2019 Frisco Bowl

NATIONAL OFFENSIVE RANKS

At Colorado (offensive coordinator)**2023**

When Lewis was offensive coordinator:

- 6th in passing (330.0)

- 39th in scoring (32.1)

After Lewis was offensive coordinator:

- 59th in passing (224.0)

- 100th in scoring (20.3)

At Kent State (head coach/offensive coordinator)**2021**

- 3rd in rushing (248.6)

- 3rd in first downs (364)

- 4th in total offense (495.2)

- 30th in scoring (33.0)

2020

- 1st in scoring (49.8)

- 1st in total offense (606.5)

- 2nd in pass efficiency rating (191.2)

- 2nd in third down conversion percentage (56.1)

- 3rd in rushing (283.0)

- 3rd in fourth down conversion percentage (87.5)

- 10th in passing (323.5)

At Syracuse (co-offensive coordinator)**2017**

- 18th in passing (294.8)

- 23rd in total offense (456.3)

2016

- 11th in passing (321.3)

At Bowling Green (co-offensive coordinator)**2015**

- 4th in total offense (546.8)

- 6th in scoring (42.2)



SEAN LEWIS

First Season As San Diego State Head Coach (3-3)

6th Season Overall As Head Coach (27-34)

COACHING HIGHLIGHTS

- Has amassed 13 years of coaching experience at the collegiate level with stops at Nebraska Omaha (2008), Akron (2011), Eastern Illinois (2012-13), Bowling Green (2014-15), Syracuse (2016-17), Kent State (2018-22) and Colorado (2023) prior to coming to The Mesa.
- One of the most innovative minds in college football over the past decade, he's seen his offenses consistently rank among the nation's leaders at each of his last four stops including the nation's highest scoring offense and best total offense at Kent State during the 2020 season - 49.8 points per game and 606.5 yards per game.
- Led Kent State to their first two bowl games in program history, appearing in the 2019 Tropical Smoothie Cafe Frisco Bowl and 2021 Famous Idaho Potato Bowl. The 2019 Frisco Bowl was also the program's first ever bowl victory, topping Utah State 51-41.
- Excluding Power 5 games, Lewis owns a 25-10 record as a head coach.

OTHER COACHING EXPERIENCE

- Served as the offensive coordinator/quarterbacks coach at Colorado under head coach Deion Sanders in 2023. While serving as the offensive coordinator, the Buffaloes ranked sixth in passing (330.0) and 39th in scoring (32.1).
- In five seasons at the Kent State helm, Lewis transformed a moribund program into an offensive juggernaut, with his 2021 team setting school records for plays (1,052), total yards (6,907), rushing yards (3,482), passing yards (3,425) and first downs (362). That season, the Golden Flashes boasted the third-best rushing attack in the nation while ranking fourth in total offense (495.2) ultimately clinching their second postseason berth under Lewis in the Famous Idaho Potato Bowl.
- During a shortened 2020 season, Lewis guided the Golden Flashes to a 3-1 mark, securing the program's first back-to-back winning records since 1976-77. The FlashFAST offense was on full display in those four games, leading the nation in total offense (606.5) and scoring offense (49.75) as well as ranking second in pass efficiency (191.2) and third down conversion (56.1), third in rushing (283.0) and fourth down conversion percentage (87.5), and 10th in passing (323.5).
- Lewis' 2019 season was tied for the eighth-best improvement in FBS with five additional wins from the previous year, finishing with a 7-6 overall record.
- Under Lewis' tutelage, 28 Golden Flash players earned all-conference honors and a MAC Player of the Year with quarterback Dustin Crum garnering the award in 2021.
- Prior to Kent State, Lewis spent two seasons at Syracuse where his Orange offense set or tied over 40 school records in 2017 including passing yards in a season (3,855), while its 5,290 total yards of total offense ranked second in program history.
- With Lewis on staff as the co-offensive coordinator and quarterbacks coach, Bowling Green ranked fourth nationally in total offense (546.8) during the 2015 campaign while also ranking sixth in scoring offense (42.2 ppg).
- On an individual in 2015, Falcon quarterback, and current SDSU quarterbacks coach, Matt Johnson collected MAC Offensive Player of the Year honors after finishing second nationally in both passing yards (4,946) and touchdown passes (46).

PLAYING EXPERIENCE:

- Lewis played at Wisconsin under legendary head coach Barry Alvarez, competing at quarterback and tight end.
- He received a pair of Big Ten all-academic honors before graduating in 2007 with a degree in agricultural sciences.

PERSONAL:

- Lewis and his wife, Sarah, have been together since high school and have two children. Their son, Rory, is eight years old and daughter, Kiera, is four.

■ Sean Lewis Head Coaching Record

Year		Record	League	Finish	Home	Away	Neutral	Bowl Game
2018	Kent State	2-10	1-7	6th (East)	1-4	1-6	0-0	
2019	Kent State	7-6	5-3	4th (East)	4-1	2-5	1-0	Tropical Smoothie Cafe Frisco Bowl
2020	Kent State	3-1	2-1	2nd (East)	2-0	1-1	0-0	
2021	Kent State	7-7	6-2	1st (East)	5-0	2-5	0-2	Famous Idaho Potato Bowl
2022	Kent State	5-7	4-4	5th (East)	3-2	2-5	0-0	
KSU TOTALS		24-31	18-17		15-7	8-22	1-2	2 Bowl Appearances
2024	San Diego State	3-3	2-0		2-1	1-2	0-0	
SDSU TOTALS		3-3	2-0		2-1	1-2	0-0	
OVERALL TOTALS		27-34	20-17		17-8	9-24	1-2	2 Bowl Appearances

AZTEC COACHING STAFF



Zac Barton

FIELD

Special Teams Coord./TEs, 1st Year (Bloomsburg '06)

- In first season on The Mesa, joining Coach Lewis on Dec. 5, 2023.
- Spent last season at Kansas as a special team analyst, where the Jayhawks ranked seventh in FBS in special teams according to PFF.
- Worked alongside Coach Lewis at Kent State from 2018-22 as the special teams coordinator of the Golden Flashes.
- Also had coaching stops at Winona State (2007-09, 2012-17), Memphis (2011) and Nebraska Omaha (2010).



Eric Schmidt

BOX

Def. Coordinator/LBs, 1st Year (North Dakota '02)

- In first season at SDSU, joining the Aztecs on Dec. 15, 2023.
- Spent the last two seasons as the special teams coordinator and EDGE coach at the University of Washington, helping take the Huskies into the CFP Playoff as the No. 2 seed.
- A member of the Kalen DeBoer coaching tree, Schmidt coached the defensive line coach and special teams coordinator for two seasons at Fresno State.
- Has also coached at North Dakota (2006-07, 2014-19) and Southern Illinois (2010-13) with 2012 representing his first year as a coordinator.



Lanear Sampson

FIELD

Pass Game Coordinator/WRs, 1st Year (Baylor '12)

- Is in his first season at SDSU, coming to The Mesa on Dec. 11, 2023.
- Spent two seasons as a coordinator at Austin Peay. Helped lead the Governors to a perfect 6-0 mark in ASUN play in 2023.
- Has coaching stops at Syracuse (2021, 2016-17), Central Florida (2020), McNeese State (2019) and Missouri State (2018).
- Finished fifth on Baylor's all-time receptions list and 10th in receiving yards before going pro and playing with the Colts, Cowboys and Steelers.



Mike Schmidt

FIELD

Run Game Coordinator/OL, 10th Year (SDSU '08)

- Enters the first year of his second stint as a full-time staffer at SDSU, also coaching from 2012-20. Was also a grad assistant from 2009-11.
- Coached at Syracuse and Mississippi State between stints.
- From 2012-19, Schmidt's offensive line helped the Aztecs to 10-straight bowl games and established it as one of the top rushing programs in the country, ranking top 25 in yards per carry, yards per game and touchdowns.
- A former walk-on at San Diego State from 2005-08, served as team captain as a senior.



Rob Aurich

FIELD

Defensive EDGEs, 1st Year (Minnesota Duluth '10)

- In his first year at SDSU, joining the Aztec staff on Dec. 15, 2023.
- Spent two seasons at the University of Idaho, helping the Vandals to a No. 4 ranking and their first ever FCS postseason victory in 2023.
- Coached at South Dakota for four seasons (2018-21), mentoring 12 all-MVFC selections and two all-Americans.
- Started his coaching career at Bemidji State (2014-17). As the defensive coordinator for his final three seasons, the Beavers went 24-10 and featured a top-25 defense.



Darian Hagan

FIELD

Running Backs, 1st Year (Colorado '91)

- In his first season at San Diego State, coming over with Coach Lewis from Colorado on Dec. 6, 2023.
- Spent 20 seasons on the CU staff, including 13 non-consecutive seasons as the school's running backs coach.
- Played his collegiate career with the Buffaloes as well, winning the 1989 Sporting News Player of the Year Award and the 1990 National Championship.
- Starting at quarterback, became the sixth player in NCAA history to run and pass for over 1,000 yards in the same season.



Matt Johnson

BOX

Quarterbacks, 1st Year (Bowling Green '16)

- In his first season at SDSU, joining the staff on Dec. 5, 2023.
- Reunites with Coach Lewis after playing for him at Bowling Green and coaching alongside him at both Syracuse and Kent State.
- Helped guide the KSU offense to school records and the program's first ever bowl victory at the Tropical Smoothie Cafe Frisco Bowl in 2019.
- Started at quarterback for three years at Bowling Green before signing an undrafted free agent contract with the Cincinnati Bengals.



David Lose

FIELD

Defensive Line, 1st Year (Oregon State '04)

- Joined the Aztec coaching staff on Mar. 1, 2024.
- Coached two seasons (2022-23) at Idaho mentoring a defensive line that allowed just 306.8 yards of total offense, 14th best in all of FCS.
- Has also coached at Oregon State (2019-21), Portland State (2017-18), Washington State (2011-16) and Saint Paul College (2009-10).
- Played at Oregon State, starting 18 games and playing on the Beavers' co-PAC-12 title Fiesta Bowl championship team in 2001.



C.J. McGorisk

FIELD

Safeties, 1st Year (Michigan '16)

- In his first season at San Diego State (joined staff on Dec. 15, 2023).
- Served as a defensive quality control coach at Washington, helping UW earn a CFP berth as the No. 2 seed and PAC-12 Champions.
- Has also coached at Indiana, Wake Forest, Fresno State and his alma mater, Michigan.
- Has helped mentor eight all-conference recipients in his young coaching career, and coached in three bowl games and two conference championship games.



Demetrius Sumler

FIELD

Cornerbacks, 8th Year (Colorado '11)

- Was elevated to a full-time assistant coach in 2018 and will work with the Aztec cornerbacks for the seventh straight season after spending two years as a graduate assistant.
- Has mentored eight all-MW selections and had three of his defensive backs make NFL teams following their time on The Mesa.
- Earned all-conference honors at Central Washington in 2012 as a running back following three years at Colorado.

SAN DIEGO STATE ROSTER

^ Utilizing extra year of eligibility offered by the NCAA due to COVID-19

Alphabetical		Numerical									
No.	Name	Pos.	No.	Name	Pos.	Ht.	Wt.	Yr.	Exp.	Hometown (High School/College)	
71	Afalava, Tuimalu	OL	0	Bryce Phillips	CB	6-0	195	Sr.	TR	Long Beach, Calif. (La Habra High/Tennessee State)	
99	Alualu, Tupu	DL	1	Chris Johnson	CB	6-0	185	Jr.	2L	Eastvale, Calif. (Eleanor Roosevelt High)	
42	Anderson, Brady	LB	2	Jaylon Armstead	RB	5-11	220	Sr.	3L	Los Angeles, Calif. (Serra High)	
2	Armstead, Jaylon	RB	3	Ja'Shaun Poke^	WR	5-10	185	Sr.	TR	Hampton, Ga. (Dutchtown High/West Virginia)	
31	Badie, Jared	EDGE	4	Louis Brown IV	WR	6-2	195	Jr.	TR	South Los Angeles, Calif. (Inglewood High/Colorado State)	
90	• Ban, Arthur	TE	5	Danny O'Neil	QB	6-0	195	Fr.	HS	Indianapolis, Ind. (Cathedral High)	
77	Barron, Briley	OL	5	Owen Chambliss	LB	6-3	230	Fr.	TR	Corona, Calif. (Centennial High/Utah)	
15	• Beasley, Tayvion	CB	6	Javance Tupou'ata-Johnson	QB	6-4	220	Fr.	RS	Oakland, Calif. (Chaminade High)	
90	• Benjamin, Samuel	DL	6	Eric Butler	S	6-2	190	Jr.	2L	Corona, Calif. (Centennial High)	
11	• Bennett, Nate	WR	7	William Nimmo Jr.^	S	6-1	205	Sr.	TR	Corona, Calif. (Mater Dei High/UCLA)	
41	Berman, Jakson	CB	7	Lucky Sutton	RB	6-1	210	So.	SQ	San Diego, Calif. (Cathedral Catholic High)	
13	• Beyer, Tayten	CB	9	Kyle Crum	QB	6-3	195	So.	SQ	Norco, Calif. (Norco High)	
78	Borjon, Joe	OL	9	Dalesean Staley	S	6-1	190	So.	TR	Kansas City, Mo. (Blue Springs High/Northern Iowa)	
4	Brown IV, Louis	WR	10	AJ Duffy	QB	6-2	220	So.	TR	Murrietta, Calif. (Rancho Verde High/Florida State)	
55	Brayden, Bryant	OL	11	JD Coffey III	S	6-0	195	Sr.	1L	Kennedale, Texas (Kennedale High/Texas)	
6	• Butler, Eric	S	11	Nate Bennett	WR	6-3	200	Sr.	TR	Simi Valley, Calif. (Grace Brethren High/Portland State)	
23	• Buxton, Isaiah	CB	12	Jatavious Magee	S	6-1	195	Jr.	2L	Federal Way, Wash. (Federal Way High)	
5	• Chambliss, Owen	LB	13	Tayten Beyer	CB	5-11	180	Fr.	HS	Corona, Calif. (Centennial High)	
64	Chavez, Tyson	LS	13	Tyler Pastula^	P	6-3	220	Sr.	TR	Easton, Pa. (Easton Area High/UAlbany)	
23	• Christon, Kenan	RB	14	Nick Clegg	K	6-1	180	Fr.	HS	Gilbert, Ariz. (Williams Field High)	
61	Chow, Emanuel	DL	14	Phillippe Wesley II	WR	6-0	190	Jr.	1L	Grandview, Mo. (St. Bernard High (Calif.))	
86	• Cianfrini, Will	WR	15	Tayvion Beasley	S	5-11	170	So.	RS	Inglewood, Calif. (St. John Bosco High/Jackson State)	
40	Clay, Krishna	DL	15	Marquez Cooper	RB	5-8	200	Sr.	TR	Gaithersburg, Md. (Quince Orchard High/Ball State)	
14	• Clegg, Nick	K	16	Parker Threatt	QB	6-2	190	Fr.	HS	San Jose, Calif. (Bellarmine College Prep)	
11	• Coffey III, JD	S	16	Jelani Whitmore	CB	6-0	185	Jr.	1L	Rialto, Calif. (Carter High)	
15	• Cooper, Marquez	RB	17	Deshawn McCuin^	S	6-0	200	Sr.	1L	Jacksonville, Texas (Jacksonville High/TCU)	
45	Cornelius, Kodi	DL	18	Jude Wolfe	TE	6-6	245	Sr.	TR	Laguna Hills, Calif. (St. John Bosco High/USC)	
9	• Crum, Kyle	QB	19	Jordan Napier	WR	6-2	200	Fr.	RS	Fontana, Calif. (Jurupa Hills High)	
97	Dalton, Darrian	DL	20	Nick Lopez^	K	6-1	195	Sr.	TR	Huntington Beach, Calif. (Mater Dei High/Louisville)	
29	• Davis, Cam	RB	20	Cincere Rhaney	RB	5-10	200	Fr.	HS	Gardena, Calif. (Junipero Serra High)	
75	Dirksen, Ryan	OL	21	Tano Letuli	LB	6-2	240	So.	TR	San Diego, Calif. (Cathedral Catholic High/Army)	
10	Duffy, AJ	QB	21	Heath McKee	WR	6-0	180	Fr.	HS	Austin, Texas (Westlake High)	
69	Dutcher, Gage	OL	22	Max Garrison	S	5-10	190	So.	1L	Pasadena, Calif. (St. Francis HS)	
29	• Escano, Arnold	CB	23	Isaiah Buxton	CB	6-0	180	Fr.	HS	San Diego, Calif. (Mater Dei High)	
57	Fuimaono, Saipale	OL	23	Kenan Christon^	RB	5-10	190	Sr.	2L	San Diego, Calif. (Madison High/USC)	
86	• Gaea, Ryan	DL	24	Josh Hunter	S	5-9	180	So.	1L	Temecula, Calif. (Mater Dei High)	
26	• Gardinera, Nick	RB	26	Nick Gardinera	RB	5-10	205	So.	SQ	San Diego, Calif. (Scripps Ranch High)	
88	Garretson, Gabe	TE	26	Joshua Goynes	S	5-11	185	Jr.	SQ	Las Vegas, Nev. (Faith Lutheran High)	
22	Garrison, Max	S	27	Jelani McLaughlin	S	6-0	202	Fr.	RS	San Jacinto, Calif. (Citrus Valley High)	
26	• Goynes, Joshua	CB	29	Cam Davis	RB	5-8	175	Jr.	2L	Dallas, Texas (South Oak Cliff High)	
92	Gucake, Malik	EDGE	29	Arnold Escano	CB	5-9	180	Sr.	1L	San Diego, Calif. (Olympian High/Southwestern College)	
35	Hamlet, Xavier	CB	30	Dominic Oliver	EDGE	6-3	250	Jr.	2L	San Jose, Calif. (Valley Christian High)	
34	Harrington, Dean	LB	31	Jared Badie	EDGE	6-3	230	So.	TR	Aurora, Ill. (Oswego East High/Illinois)	
87	Harrison, Mikey	TE	32	Marlem Louis^	EDGE	6-3	255	Sr.	TR	Venice, Fla. (Venice High/Richmond)	
96	Henderson, Ryan	EDGE	33	Ezekiel Larry	EDGE	6-2	255	So.	TR	Palmdale, Calif. (Sierra Canyon High/Yale)	
56	Herman, DJ	LB	34	Dean Harrington	LB	6-2	225	Fr.	HS	Thousand Oaks, Calif. (Thousand Oaks High)	
39	Herranen, Eemil	P	35	Xavier Hamlet	CB	5-10	175	Sr.	RS	San Diego, Calif. (Lincoln High/Grossmont College)	
62	Holec, Kai	OL	36	Prince Williams	CB	6-1	185	Fr.	HS	Westlake Village, Calif. (Oaks Christian High)	
24	Hunter, Josh	S	37	Jason Mitchell	CB	6-3	175	Fr.	HS	Los Angeles, Calif. (St. John Bosco High)	
1	Johnson, Chris	CB	38	Kurt Rossner	WR	6-4	195	Fr.	HS	Littleton, Colo. (Heritage High)	
70	Jones, Christian	OL	39	Eemil Herranen	P	6-3	190	Jr.	TR	Helsinki, Finland (Del Norte High/Northern Arizona)	
71	Kattoula, Nikolas	OL	40	Krishna Clay	DL	6-2	280	So.	TR	Vacaville, Calif. (Wood High/College of San Mateo)	
52	Kendricks, Jayden	LB	41	Jakson Berman	S	5-11	190	So.	TR	San Jose, Calif. (Valley Christian High/Washington)	
33	Larry, Ezekiel	EDGE	42	Brady Anderson	LB	6-2	230	Jr.	2L	Bakersfield, Calif. (Liberty High)	
21	• Letuli, Tano	LB	44	Kyle Moretti	LB	6-2	240	Sr.	TR	Arvada, Colo. (Pomona High/Central Michigan)	
20	• Lopez, Nick	K	45	Kodi Cornelius	DL	6-1	290	Fr.	HS	Petaluma, Calif. (Casa Grande High)	
32	Louis, Marlem	EDGE	46	Gabriel Plascencia	K	6-0	230	Jr.	RS	Oakland, Calif. (Bishop O'Dowd High/College of San Mateo)	
12	Magee, Jatavious	S	47	Trey White	EDGE	6-2	245	So.	1L	San Diego, Calif. (Eastlake High)	
85	McClure, Jerry	WR	49	Zechariah Ramirez	P	5-10	175	So.	1L	Upland, Calif. (Upland High)	
17	McCuin, Deshawn	S	50	Ryan Wintermeyer	LS	6-1	220	Sr.	3L	Scottsdale, Ariz. (Cactus Shadows High)	
27	McLaughlin, Jelani	S	52	Jayden Kendricks	LB	6-2	225	So.	SQ	Chula Vista, Calif. (Eastlake High)	
65	McMahan, Tyler	OL	53	Myles Murao	OL	6-3	305	Jr.	1L	Torrance, Calif. (Mater Dei High/Washington)	
21	• McKee, Heath	WR	54	Jake Sinz	LB	6-1	220	Fr.	RS	Temecula, Calif. (Temecula Valley High)	
37	Mitchell, Jason	CB	55	Brayden Bryant	OL	6-2	305	Sr.	TR	Ardmore, Okla. (Ardmore High/North Dakota)	
91	Mitchell, Keion	DL	56	DJ Herman	LB	6-2	235	Jr.	2L	Las Vegas, Nev. (Bishop Gorman High)	
58	Moon, Cody	LB	57	Saipale Fuimaono	OL	6-4	310	Jr.	TR	Auto, American Samoa (Fagaitua High/Allan Hancock College)	
44	Moretti, Kyle	LB	58	Cody Moon	LB	6-4	225	Sr.	1L	Albuquerque, N.M. (Volcano Vista High/New Mexico)	
53	Murao, Myles	OL	59	Danny Niu	LB	5-11	225	Fr.	HS	East Palo Alto, Calif. (Serra High)	
19	Napier, Jordan	WR	60	Connor Poulson	LS	5-11	190	Fr.	HS	Danville, Calif. (San Ramon Valley High)	
93	Nassar, Brady	EDGE	61	Emanuel Chow	DL	6-1	280	Fr.	HS	Los Angeles, Calif. (King/Drew Magnet High)	

^ Utilizing extra year of eligibility offered by the NCAA due to COVID-19

Numerical

No.	Name	Pos.	Ht.	Wt.	Yr.	Exp.	Hometown (High School/College)
62	Kai Holec	OL	6-7	315	Fr.	HS	Seattle, Wash. (O'Dea High)
63	Ross Ulugalu-Maseuli	OL	6-4	320	Jr.	2L	San Diego, Calif. (Mater Dei High)
64	Tyson Chavez	LS	6-2	235	Jr.	SQ	San Marcos, Calif. (Mission Hills High)
65	Tyler McMahan	OL	6-5	300	Jr.	TR	Sutter Creek, Calif. (Amador High/Modesto Junior College)
66	Charlie Stewart	EDGE	6-1	225	Jr.	TR	Los Angeles, Calif. (St. Francis High/Glendale Community College)
67	Tiumalu Afalava	DL	6-2	280	Fr.	TR	Baldwin Park, Calif. (Bishop Amat High/California)
69	Gage Dutcher	OL	6-2	285	Fr.	RS	Westlake Village, Calif. (Oaks Christian High)
70	Christian Jones	OL	6-8	330	Jr.	2L	San Luis Obispo, Calif. (San Luis Obispo High)
71	Nikolas Kattoula	OL	6-5	280	Fr.	HS	San Diego, Calif. (Francis Parker High)
74	Nate Williams^	OL	6-6	310	Sr.	TR	Utica, Ohio (Newark Catholic High/Akron)
75	Ryan Dirksen	OL	6-6	300	Jr.	SQ	Vancouver, Wash. (Central Catholic High/Butte College)
77	Briley Barron	OL	6-4	310	Fr.	RS	Texarkana, Texas (Texas High)
78	Joe Borjon	OL	6-8	330	Jr.	TR	La Puente, Calif. (Nogales High/Arizona)
81	Mikey Welsh	WR	5-9	170	So.	1L	Servite, Calif. (Servite High)
82	Bobby Shaw	WR	6-2	180	Fr.	HS	Pittsburg, Calif. (Pittsburg High)
83	Mekhi Shaw	WR	5-11	185	Sr.	3L	San Diego, Calif. (Scripps Ranch High)
84	Ben Scolari	WR	6-3	185	Fr.	HS	Reno, Nev. (Bishop Manogue High)
85	Jerry McClure	WR	6-1	200	Fr.	TR	Coronado, Calif. (Mater Dei High/UCLA)
86	Will Cianfrini	WR	6-4	190	Fr.	HS	Galveston, Texas (Carlsbad High (Calif.))
86	Ryan Gaea	DL	6-4	260	Fr.	HS	Stockton, Calif. (St. Mary's High)
87	Michael Harrison	TE	6-3	230	Sr.	TR	San Francisco, Calif. (St. Ignatius College Prep/Colorado)
88	Gabe Garretson	TE	6-4	240	So.	TR	Chico, Calif. (Pleasant Valley High/Butte College)
90	Arthur Ban	TE	6-5	220	Fr.	HS	Vancouver, Wash. (Evergreen High)
90	Sam Benjamin	DL	6-5	285	Jr.	TR	Oro Valley, Ariz. (Ironwood Ridge High/Arizona State)
91	Keion Mitchell	DL	6-4	275	Jr.	1L	Framingham, Mass. (Framingham High)
92	Malik Gucake	EDGE	6-3	240	Jr.	TR	Sacramento, Calif. (Sheldon High/Sacramento City College)
93	Brady Nassar	EDGE	6-5	265	So.	1L	Pleasanton, Calif. (Amador Valley High)
94	Teivis Tuoti	DL	6-4	290	Sr.	TR	Laei, Hawai'i (Southeast High (Neb.)/Colorado State)
95	Ryan Wolfer	TE	6-5	235	Fr.	HS	Peoria, Ariz. (Liberty High)
96	Ryan Henderson	EDGE	6-3	255	So.	1L	Las Vegas, Nev. (Canyon Springs High)
97	Darrion Dalton	DL	6-3	275	Jr.	SQ	Apple Valley, Minn. (Saguaro High (Ariz.))
98	Zone Wierenga	EDGE	6-3	230	Jr.	TR	Chandler, Ariz. (Chandler High/City College of San Francisco)
99	Tupu Alualu^	DL	6-1	280	Sr.	1L	Honolulu, Hawaii (Moanalua High/Mt. SAC)

Alphabetical

No.	Name	Pos.
7	Nimmo Jr., William	S
59	Niu, Danny	LB
5	O'Neil, Danny	QB
30	Oliver, Dominic	EDGE
13	Pastula, Tyler	P
0	Phillips, Bryce	CB
46	Plascencia, Gabriel	K
3	Poke, Ja'Shaun	WR
60	Poulson, Connor	LS
49	Ramirez, Zechariah	K/P
20	Rhaney, Cincere	RB
38	Rossner, Kurt	WR
84	Scolari, Ben	WR
82	Shaw, Bobby	WR
83	Shaw, Mekhi	WR
54	Sinz, Jake	LB
9	Staley, Dalsean	S
66	Stewart, Charlie	EDGE
7	Sutton, Lucky	RB
16	Threatt, Parker	QB
94	Tuotit, Teivis	DL
6	Tupou'ata-Johnson, Javance	QB
63	Ulugali-Maseuli, Ross	OL
98	Wierenga, Zone	EDGE
81	Welsh, Mikey	WR
14	Wesley, Phillippe	WR
47	White, Trey	EDGE
16	Whitmore, Jelani	CB
74	Williams, Nate	OL
36	Williams, Prince	S
50	Wintermeyer, Ryan	LS
18	Wolfe, Jude	TE
95	Wolfer, Ryan	TE

• - Duplicate Number

COACHING STAFF

Sean Lewis (Wisconsin '07), Head Coach, 1st season; **Zac Barton** (Bloomsburg Univ. '06, Winona State '09), Associate Head Coach/Special Teams Coordinator; **Eric Schmidt** (North Dakota '02) Defensive Coordinator/Linebackers, 1st season; **Lanear Sampson** (Baylor '12, Syracuse '18) Pass Game Coordinator/Wide Receivers; **Mike Schmidt** (San Diego State '09), Run Game Coordinator/Offensive Line, 1st season in second stint/12th season overall at SDSU; **Rob Aurich** (Minnesota Duluth '10, Bemidji State '15) Defensive Edges, 1st season; **Darian Hagan** (Colorado '96) Running Backs, 1st season; **Matt Johnson** (Bowling Green '16) Quarterbacks, 1st season; **David Lose** (Oregon State '04, Washington State '14) Defensive Line, 1st season; **C.J. McGorisk** (Michigan '16) Safeties, 1st season; **Demetrius Sumler** (Colorado '11), Cornerbacks, 7th season/9th overall; **Ryan Lindley** (San Diego State '11) Senior Offensive Analyst, 1st season/3rd season overall at SDSU; **Steve Huber** (North Dakota, '98), Defensive Analyst, 1st season; **Tahj Capehart** (Arizona '20) Graduate Assistant, 1st season/2nd season overall at SDSU; **Jayden Dawson** (Idaho State '21) Graduate Assistant, 1st season; **Parker Houston** (San Diego State '19) Graduate Assistant, 2nd season; **Tyson Maeva** (FIU '20) Graduate Assistant, 1st season; **Ruben Pena** (Hawaii '15), Director of Operations, 6th season as director of operations/7th overall; **Jeff Sobol** (Eastern Illinois '08) Head of Football Performance, 1st season; **Chris Jurek** (Cincinnati, '09) Assistant Strength & Conditioning, 8th season

PRONUNCIATION GUIDE

No. 3 Ja'Shaun Poke	jay-shawn pohk
No. 4 Louis Brown IV	lew-is
No. 6 Javance Tupou'ata-Johnson	Too-poo-aw-tah
No. 7 William Nimmo	knee-mo
No. 9 Dalsean Staley	dayl-shawn
No. 14 Phillippe Wesley II	fuh-leap
No. 17 Deshawn McQuin	mc-queue-en
No. 21 Tano Letuli	taw-no leh-tool-ee
No. 29 Arnold Escano	es-cawn-yo

No. 31 Jared Badie	bay-dee
No. 53 Myles Murao	murr-ow
No. 57 Saipale Fuimaono	psy-paul-eh fwee-maw-oh-know
No. 59 Danny Niu	knee-oo
No. 63 Ross Ulugalu-Maseuli	oo-loo-gaw-loo mah-say-oo-lee
No. 67 Tiumala Afalava	tee-u-mah-loo off-ah-lava
No. 78 Joe Borjon	bore-zhon
No. 83 Mekhi Shaw	mah-KYE
No. 92 Malik Gucake	muh-leek goo-caw-key

No. 94 Teivis Tuoti	tay-viss too-ee-oh-tee
No. 99 Tupu Alualu	ah-loo-ah-loo

Lanear Sampson	luh-near
Rob Aurich	OAR-itch
David Lose	low-say

SDSU TWO-DEEP vs. WASHINGTON STATE

^ Utilizing extra year of eligibility offered by the NCAA due to COVID-19; **Players in red** are returning starters from the 2023 season. Underlined players are newcomers or freshmen who redshirted last year.

OFFENSE

LEFT TACKLE (LT)	GP	GS
70 Christian Jones, 6-9, 315, Jr.**	31	12
57 Saipale Fuimaono, 6-4, 310, Jr.-TR	1	0

LEFT GUARD (LG)	GP	GS
63 Ross Ulugalu-Maseuli, 6-4, 315, Jr.**	25	22
75 Ryan Dirksen, 6-6, 300, Jr.-RS	4	0

CENTER (C)	GP	GS
55 Brayden Bryant, 6-2, 305, Sr.-TR	20	16
77 Briley Barron, 6-4, 310, Fr.-RS	0	0

RIGHT GUARD (RG)	GP	GS
65 Tyler McMahan, 6-5, 300, Jr.-TR	5	3
75 Ryan Dirksen, 6-6, 300, Jr.-RS	4	0

RIGHT TACKLE (RT)	GP	GS
74 Nate Williams, 6-6, 310, Sr.-TR^	40	33
57 Saipale Fuimaono, 6-4, 310, Jr.-TR	1	0

TIGHT END (Y)	GP	GS
18 Jude Wolfe, 6-6, 245, Sr.-TR^	39	6
87 Michael Harrison, 6-3, 220, Sr.-TR	42	6

TIGHT END (U)	GP	GS
88 Gabe Garretson, 6-4, 240, So.-TR	3	0
90 Arthur Ban, 6-5, 220, Fr.-HS	0	0

QUARTERBACK (QB)	GP	GS
5 Danny O'Neil, 6-0, 195, Fr.	5	5
6 Javance Tupou'ata-Johnson, 6-4, 220, Fr.-RS	2	1
or 10 AJ Duffy, 6-2, 220, So.-TR	4	0

RUNNING BACK (RB)	GP	GS
15 Marquez Cooper, 5-8, 200, Sr.-TR^	47	46
29 Cam Davis, 5-8, 175, Jr.**	28	0
or 2 Lucky Armstead, 5-11, 220, Sr.***	34	4
or 7 Lacy Sutton, 6-1, 210, So.-SQ	7	0

WIDE RECEIVER (1)	GP	GS
83 Mekhi Shaw, 5-11, 185, Sr.***	41	13
85 Jerry McClure, 6-1, 200, Fr.-RS	4	0

WIDE RECEIVER (2)	GP	GS
19 Jordan Napier, 6-2, 200, Fr.-RS	10	0

WIDE RECEIVER (3)	GP	GS
3 Ja'Shaun Poke, 5-10, 185, Sr.-TR^	43	23

WIDE RECEIVER (4)	GP	GS
4 Louis Brown IV, 6-2, 195, Jr.-TR	28	15
11 Nate Bennett, 6-3, 200, Sr.-TR	39	37

SPECIAL TEAMS

PUNTER (P)	GP	GS
13 Tyler Pastula, 6-3, 220, Sr.-TR^	49	49
39 Emil Herranen, 6-4, 195, Jr.-TR	22	15

PLACEKICKER (PK)	GP	GS
46 Gabriel Plascencia, 6-0, 230, Jr.	9	5
20 Nick Lopez, 6-1, 195, Sr.-TR^	9	2

KICKOFFS (KO)	GP	GS
46 Gabriel Plascencia, 6-0, 230, Jr.	9	7
20 Nick Lopez, 6-1, 195, Sr.-TR^	9	1

HOLDER (H)	GP	GS
13 Tyler Pastula, 6-3, 220, Sr.-TR^	49	49

DEFENSE

FIELD EDGE (EDGE)	GP	GS
32 Marlem Louis, 6-3, 255, Sr.-TR^	49	29
96 Ryan Henderson, 6-3, 255, So.*	15	1

NOSE TACKLE (NT)	GP	GS
90 Sam Benjamin, 6-5, 285, Jr.-TR	15	4
94 Teivis Tuioti, 6-4, 300, Sr.-TR	21	3

DEFENSIVE TACKLE (DT)	GP	GS
40 Krishna Clay, 6-2, 280, So.-TR	6	6
99 Tupu Alualu, 6-1, 280, Sr.**^	18	13

RUSH EDGE (EDGE)	GP	GS
47 Trey White, 6-2, 245, So.*	21	7
30 Dominic Oliver, 6-3, 250, Jr.**	28	1

STRONGSIDE LINEBACKER (SAM)	GP	GS
44 Kyle Moretti, 6-2, 240, Sr.-TR	40	24
or 56 DJ Herman, 6-2, 235, Jr.**	30	0

WEAKSIDE LINEBACKER (WILL)	GP	GS
5 Owen Chambliss, 6-3, 230, Fr.-TR	9	5
58 Cody Moon, 6-3, 210, Sr.*	42	15
or 42 Brady Anderson, 6-2, 230, Jr.**	29	1

"STUD" (NICKEL/FORMER AZTEC)	GP	GS
17 Deshawn McCuin, 6-0, 200, Sr.*^	38	6
24 Josh Hunter, 5-9, 180, So.*	19	5

LEFT CORNERBACK (LCB)	GP	GS
1 Chris Johnson, 6-0, 185, Jr.**	30	6
16 Jelani Whitmore, 6-1, 185, Jr.*	18	0

FREE SAFETY (FS)	GP	GS
6 Eric Butler, 6-2, 190, Jr.**	29	5
7 William Nimmo Jr., 6-1, 205, Sr.-TR^	42	2

ROVER (SS)	GP	GS
9 Dalesean Staley, 6-1, 190, So.-TR	19	15
or 11 JD Coffey III, 6-0, 195, Sr.*	28	3

RIGHT CORNERBACK (RCB)	GP	GS
0 Bryce Phillips, 6-0, 195, Sr.-TR	28	28
15 Tayvion Beasley, 5-11, 170, So.-RS	15	0

LONG SNAPPER (LS)	GP	GS
50 Ryan Wintermeyer, 6-1, 220, Sr.***	45	45
64 Tyson Chavez, 6-2, 235, Jr.	0	0

KICKOFF RETURNS (KOR)	GP	GS
3 Ja'Shaun Poke, 5-10, 185, Sr.-TR	42	41
7 Lucky Sutton, 6-1, 210, So.-SQ	8	0
or 19 Jordan Napier, 6-2, 200, Fr.-RS	10	0

PUNT RETURNS (PR)	GP	GS
83 Mekhi Shaw, 5-10, 190, Jr.**	41	15
19 Jordan Napier, 6-2, 200, Fr.-RS	19	0

START CHART (OFF./DEF.)

Offense	2024	Streak	Career
Marquez Cooper, RB	6	38	47
Nate Bennett, WR	6	6	37
Nate Williams, OL	6	30	33
Ja'Shaun Poke, WR	6	6	23
Ross Ulugalu-Maseuli, OL	6	6	22
Brayden Bryant, OL	6	6	16
Louis Brown IV, WR	6	6	15
Kenan Christon, RB	0	0	13
Mekhi Shaw, WR	0	0	13
Christian Jones, OL	6	6	12
Dean Abdullah, OL	0	0	10
Myles Murao, OL	2	0	8
Jude Wolfe, TE	6	6	6
Michael Harrison, TE	0	0	6
Danny O'Neil, QB	5	3	5
Joseph Borjon, OL	1	0	4
Jaylon Armstead, RB	0	0	4
Tyler McMahan, OL	3	3	3
Phillippe Wesley, WR	0	0	3
Javance Tupou'ata-Johnson, QB	1	0	1
Cam Davis, RB	0	0	1

Defense	2024	Streak	Career
Marlem Louis, EDGE	2	0	29
Bryce Phillips, CB	6	28	28
Kyle Moretti, LB	2	2	24
Dalesean Staley, S	4	1	15
Cody Moon, LB	1	1	15
Tupu Alualu, DL	1	1	13
Trey White, EDGE	6	7	7
Krishna Clay, DL	6	6	6
Chris Johnson, CB	6	6	6
Deshawn McCuin, S	3	0	6
Eric Butler, S	5	3	5
Owen Chambliss, LB	5	0	5
Josh Hunter, S	0	0	5
Sam Benjamin, DL	4	0	4
Tanu Letuli, LB	4	0	4
Brady Nassar, DL	3	1	3
Teivis Tuioti, DL	3	1	3
JD Coffey III, S	2	0	3
Ezekiel Larry, EDGE	0	0	3
William Nimmo, Jr., S	1	0	2
Ryan Henderson, EDGE	1	0	1
Dominic Oliver, EDGE	1	0	1
Brady Anderson, LB	0	0	1
William Nimmo Jr., S	0	0	1

Career Starts (Off/Def)	'19	'20	'21	'22	'23	'24	Total
Marquez Cooper, RB	-	4	13	12	12	6	46
Nate Bennett, WR	-	0	11	11	9	6	36
Nate Williams, OL	-	-	4	12	11	6	32
Marlem Louis, EDGE	RS	0	4	10	13	2	29
Bryce Phillips, CB	-	-	-	11	11	6	28
Kyle Moretti, LB	-	-	1	12	9	2	24
Ja'Shaun Poke, WR	0	4	8	5	0	6	23
Ross Ulugalu-Maseuli, OL	-	-	RS	6	10	6	22
Brayden Bryant, OL	-	-	-	10	0	6	16
Louis Brown IV, WR	-	-	-	2	7	6	15
Dalesean Staley, S	-	-	-	RS	11	4	15
Cody Moon, LB	-	RS	0	9	5	1	15
Tupu Alualu, DL	-	-	-	12	1	13	13
Kenan Christon, RB	3	0	0	0	10	0	13
Mekhi Shaw, WR	-	RS	1	5	7	0	13
Christian Jones, OL	-	-	RS	0	6	6	12
Dean Abdullah, OL	-	-	-	3	7	0	10
Myles Murao, OL	-	-	RS	0	6	2	8
Trey White, EDGE	-	-	-	RS	1	6	6
Krishna Clay, DL	-	-	-	-	6	6	6
Chris Johnson, CB	-	-	-	0	0	6	6
Jude Wolfe, TE	RS	0	0	0	0	6	6
Deshawn McCuin, S	RS	0	1	0	2	3	6
Michael Harrison, TE	-	0	0	2	4	0	6
Danny O'Neil, QB	-	-	-	-	5	5	5
Owen Chambliss, LB	-	-	-	-	RS	5	5
Eric Butler, S	-	-	-	0	0	5	5
Josh Hunter, S	-	-	-	RS	5	0	5
Tanu Letuli, LB	-	-	-	-	0	4	4
Sam Benjamin, DL	-	-	-	0	0	4	4
Joseph Borjon, OL	-	-	-	0	3	1	4
Jaylon Armstead, RB	-	RS	0	2	2	0	4
Tyler McMahan, RB	-	-	-	-	-	3	3
Brady Nassar, DL	-	-	-	-	0	3	3
Teivis Tuioti, DL	-	RS	0	0	0	3	3
JD Coffey III, S	-	-	0	0	1	2	3
Ezekiel Larry, EDGE	-	-	-	RS	3	0	3
Phillippe Wesley, WR	-	-	RS	0	3	0	3
William Nimmo Jr., S	-	0	0	0	1	1	2
Javance Tupou'ata-Johnson, QB	-	-	-	-	RS	1	1
Ryan Henderson, EDGE	-	-	-	-	0	1	1
Dominic Oliver, EDGE	-	-	-	0	0	1	1
Brady Anderson, LB	-	-	0	RS	1	0	1
Cam Davis, RB	-	-	RS	0	1	0	1

See starter notes on pg. 12

Game 1

A&M-COMMERCE	0	6	8	0	-	14
SAN DIEGO STATE	3	0	21	21	-	45

Aug. 31 | Snapdragon Stadium | San Diego, Calif. | 5:05 p.m. PT | Attendance: 25,180



TEAM STATISTICS

	TAMUC	SDSU
FIRST DOWNS	17	23
Rushing	7	12
Passing	3	8
Penalty	7	3
NET YARDS RUSHING	63	254
Rushing Attempts	34	40
Average Per Rush	1.9	6.4
Rushing Touchdowns	1	2
Yards Gained Rushing	106	281
Yards Lost Rushing	43	27
NET YARDS PASSING	117	214
Completions-Attempts-Int	18-25-1	22-33-0
Average Per Attempt	4.7	6.5
Average Per Completion	6.5	9.7
Passing Touchdowns	1	2
TOTAL OFFENSE YARDS	180	468
Total offense plays	59	73
Average Gain Per Play	3.1	6.4
Fumbles: Number-Lost	3-2	1-0
Penalties: Number-Yards	15-124	16-149
PUNTS-YARDS	6-253	3-110
Average Yards Per Punt	42.2	36.7
Net Yards Per Punt	41.7	32
Inside 20	1	0
50+ Yards	0	0
Touchbacks	0	0
Fair catch	3	1
KICKOFF-YARDS	3-177	8-474
Average Yards Per Kickoff	59.0	59.2
Net Yards Per Kickoff	43.7	40.5
Touchbacks	0	2
Fair Catch Yards	0	0
Punt returns: Number-Yards-TD	1-14-0	2-3-0
Average Per Return	14.0	1.5
Kickoff returns: Number-Yds-TD	5-79-0	3-46-0
Average Per Return	15.8	15.3
Interceptions: Number-Yds-TD	0-0-0	1-45-1
Fumble Returns: Number-Yds-TD	0-0-0	1-0-1
Miscellaneous Yards	0	0
Possession Time	31:28	28:32
1st Quarter	6:13	8:47
2nd Quarter	9:08	5:52
3rd Quarter	10:05	4:55
4th Quarter	6:02	8:58
Third-Down Conversions	4-12	6-15
Fourth-Down Conversions	1-2	2-4
Red-Zone Scores-Chances	2-2	2-3
Touchdowns	2	2
Field goals	0	0
Sacks By: Number-Yards	2-17	4-13
PAT Kicks	0-1	4-5
2Pts Conversions	1-1	1-1
Field Goals	0-0	1-2
Points off Turnover	0	13

▶▶ GAME NOTES

Big Notes

- Tonight was the first victory as San Diego State's head coach by Sean Lewis.
- Danny O'Neil became the first true freshman quarterback in SDSU's Division I era (since 1969) to earn a start in a season-opener.
- O'Neil is the third true freshman quarterback in San Diego State's DI era to earn a start and is the second to pick up a win in his first start (also Spencer Brinton on Oct. 25, 1997 - SDSU 10, Hawai'i 3).
- The Aztecs scored 45 points tonight. In SDSU's two previous games that it started a true freshman quarterback for the first time, San Diego State combined for 23 points (10 vs. Hawai'i on Oct. 25, 1997 and 13 at Fresno State on Oct. 3, 2014).
- Marquez Cooper rushed for 223 yards, the first 200-yard game since Rashaad Penny had 221 vs. Army West Point in the 2017 Armed Forces Bowl on Dec. 23.
- The 223 rushing yards were the most by an Aztec since Penny had a career-high 234 at San Jose State on Nov. 4, 2017.
- San Diego State's 45 points were its most in a game since scoring 48 vs. Towson on Sept. 25, 2021.
- The Aztecs' 45 points were their most in a game played in San Diego since scoring 55 vs. Hawai'i on Nov. 5, 2016 (also a Snapdragon Stadium record).
- SDSU improved to 57-2 the last 59 times it has rushed for at least 200 yards and is 54-1 in its last 55 regular-season games when rushing for 200-plus yards.
- SDSU had two defensive touchdowns in the same game for the first time since Nov. 5, 2016 vs. Hawai'i.
- San Diego State won its 34th straight game when forcing at least three turnovers.
- The Aztecs won their 11th consecutive game when not committing a turnover.

Season-Opening Notes

- San Diego State improved to 55-42-5 all-time in season openers.
- The Aztecs improved to 47-17-4 in home season openers.
- SDSU improved to 27-8 when opening up its season at home in its Division I era.

Second Half Surge Propels SDSU Past TAMC, 45-14

SAN DIEGO -- Marquez Cooper rushed for 223 yards and two touchdowns to power San Diego State to a 45-14 victory over Texas A&M-Commerce on Saturday at Snapdragon Stadium, giving Sean Lewis a victory in his inaugural game as the Aztecs' head coach.

In addition, the SDSU defense scored a pair of touchdowns off turnovers in the second half to help erase a 6-3 deficit at intermission and thwart the Lions' upset bid.

Cooper, who carried 27 times in his SDSU debut after transferring from Ball State, posted the highest rushing total by an Aztec since Rashaad Penny gained 253 yards at Hawai'i on Oct. 28, 2017.

Cooper's 47-yard scoring run on SDSU's first drive of the third quarter was the first of three touchdowns in a five-minute span, igniting a 42-8 blitz to give the Scarlet and Black its highest point-total since a 48-21 triumph over Towson on Sept. 25, 2021, in Carson, California.

Just two plays later on the ensuing possession, Trey White blitzed and forced a fumble by TAMUC quarterback Eric Rodriguez before Tano Letuli fell on the loose ball in the end zone for six additional points. The conversion attempt was unsuccessful, but the Aztecs found themselves suddenly in control at 16-6.

After limiting the Lions to one first down, SDSU flashed its big-play capability once again when freshman quarterback Danny O'Neil threaded a 44-yard touchdown pass to Louis Brown IV on the third play of the subsequent drive, while Michael Harrison swept around right end moments later for a two-point conversion, increasing the advantage to 24-6.

TAMUC responded with an eight-play, 65-yard scoring march, capped by Rodriguez's touchdown pass to Drew Allison from six yards out. JaiSean McMillian hauled in the two-point conversion pass, trimming the margin to 24-14.

On the first play of the fourth quarter, Cooper plowed seven yards up the middle for his second touchdown of the night to punctuate a seven-play, 95-yard advance.

It didn't take long for another round of fireworks to ignite, as JD Coffey III picked off an errant Rodriguez pass on the third play of TAMUC's ensuing possession and rambled 45 yards for a touchdown to extend the lead to 38-14.

Following a punt, O'Neil quickly directed the Aztecs on their final scoring drive of the game, covering 79 yards on seven plays highlighted by an eight-yard touchdown strike to Jordan Napier with 6:57 left in the game.

Making his collegiate debut, O'Neil completed 22 of 33 passes for 214 yards.

Ja'Shaun Poke led the Aztec receiving corps with six catches for 30 yards, while Brown had three catches for 91 yards.

Overall, SDSU rushed for 254 yards in the contest, improving to 57-2 in its last 59 games when gaining 200 yards or more on the ground.

However, the Scarlet and Black started slowly, mustering a lone field goal in the first half, as Gabriel Plascencia split the uprights from 50 yards out with 28 seconds left in the opening period.

Late in the second quarter, the Lions drove 75 yards in 10 plays, with EJ Oakmon barreling in from a yard out to give the visitors their only lead of the game.

Despite trailing in time of possession (31:28 to 28:32), the Aztec defense holding TAMUC to just 180 yards in total offense in 59 plays.

>>SCORING SUMMARY

Qtr	Time	Team	Scoring Play	Plays-Yds	TOP	Score
1st	0:28	SDSU	Plascencia 50-yd field goal	16-48	5:27	3-0
2nd	0:59	AMC	Oakmon 1-yd run (PAT missed)	10-75	4:08	3-6
3rd	11:34	SDSU	Cooper 47-yd run (PAT good)	6-66	1:54	10-6
3rd	10:47	SDSU	Letuli fumble recovery in endzone (PAT missed)	-	-	16-6
3rd	6:36	SDSU	Brown IV 44-yd pass f/O'Neil (2-pt good)	3-62	4:18	24-6
3rd	2:17	AMC	Allison 6-yd pass f/Rodriguez (2-pt good)	88-65	4:18	24-14
4th	14:55	SDSU	Cooper 7-yd run (PAT good)	7-95	2:17	31-14
4th	13:48	SDSU	Coffey III 45-yd interception (PAT good)	-	-	38-14
4th	6:57	SDSU	Napier 8-yd pass f/O'Neil (PAT good)	7-79	4:28	45-14

INDIVIDUAL STATISTICS

>>TEXAS A&M-COMMERCE

Rushing	Att	Yds	TD	Long	Avg
Oakmon	8	30	1	8	3.8
McMillian	6	22	0	6	3.7
Peace	6	21	0	9	3.5
Jackson	5	18	0	8	3.6
Frasch	1	2	0	2	2.0
Rodriguez	7	-3	0	5	-0.4
TEAM	1	-27	0	0	-27.0
Totals	34	63	1	9	1.9

Receiving	No.	Yds	TD	Long
Daniels	3	16	0	8
Wilson	3	10	0	5
Bilbo	2	35	0	27
Sallis	2	31	0	29
Proctor	2	9	0	9
Jourdain	1	7	0	7
Allison	1	6	1	6
Sweeting	1	4	0	4
Garmon	1	-4	0	0
Totals	18	117	1	29

>>SAN DIEGO STATE

Rushing	Att	Yds	TD	Long	Avg
Cooper	27	223	2	47	8.3
O'Neil	5	18	0	28	3.6
Armstead	5	9	0	7	1.8
Tupou'ata-Johnson	1	7	0	7	7.0
Sutton	1	3	0	3	3.0
Poke	1	-6	0	0	-6.0
Totals	40	254	2	47	6.5

Passing	C-A-I	Yds	TD	Long	Sack
O'Neil	22-33-0	214	2	44	2
Totals	22-33-0	214	2	44	2

Receiving	No.	Yds	TD	Long
Poke	6	30	0	9
Brown IV	3	91	1	44
Napier	3	40	1	29
Harrison	3	22	0	9
Wolfe	3	14	0	6
Cooper	3	10	0	9
Brooks	1	7	0	7
Totals	22	214	2	44

Game 2

OREGON STATE	7	0	0	14	-	21
SAN DIEGO STATE	0	0	0	0	-	0

Sept. 7 | Snapdragon Stadium | San Diego, Calif. | 7:37 p.m. PT | Attendance: 25,318



TEAM STATISTICS

	OSU	SDSU
FIRST DOWNS	23	7
Rushing	14	1
Passing	8	5
Penalty	1	1
NET YARDS RUSHING	237	72
Rushing Attempts	51	25
Average Per Rush	4.6	2.9
Rushing Touchdowns	2	0
Yards Gained Rushing	242	81
Yards Lost Rushing	5	9
NET YARDS PASSING	183	107
Completions-Attempts-Int	17-27-0	11-24-0
Average Per Attempt	6.8	4.5
Average Per Completion	10.8	9.7
Passing Touchdowns	1	0
TOTAL OFFENSE YARDS	420	179
Total offense plays	78	49
Average Gain Per Play	5.4	3.7
Fumbles: Number-Lost	0-0	1-1
Penalties: Number-Yards	6-65	8-80
PUNTS-YARDS	5-171	8-344
Average Yards Per Punt	34.2	43.0
Net Yards Per Punt	33.4	39.9
Inside 20	3	3
50+ Yards	0	3
Touchbacks	0	0
Fair catch	1	2
KICKOFF-YARDS	4-260	1-65
Average Yards Per Kickoff	65.0	65.0
Net Yards Per Kickoff	40	40
Touchbacks	4	1
Fair Catch Yards	0	0
Punt returns: Number-Yards-TD	3-21-0	2-4-0
Average Per Return	7.0	2.0
Kickoff returns: Number-Yds-TD	0-0-0	0-0-0
Average Per Return	0.0	0.0
Interceptions: Number-Yds-TD	0-0-0	0-0-0
Fumble Returns: Number-Yds-TD	0-0-0	0-0-0
Miscellaneous Yards	0	0
Possession Time	41:07	18:53
1st Quarter	9:56	5:04
2nd Quarter	9:37	5:23
3rd Quarter	12:45	2:15
4th Quarter	8:49	6:11
Third-Down Conversions	9-19	2-12
Fourth-Down Conversions	2-3	0-1
Red-Zone Scores-Chances	2-2	0-1
Touchdowns	2	0
Field goals	0	0
Sacks By: Number-Yards	1-5	0-0
PAT Kicks	3-3	0-0
Field Goals	0-2	0-0
Points off Turnover	7	0

▶▶ GAME NOTES

Series Notes

- San Diego State fell to 2-5 all-time against Oregon State.
- The Aztecs are 1-2 vs. the Beavers at home.
- SDSU has lost the last five games in the series after winning the first two in 1972 and 1975.

Team Notes

- San Diego State was shut out for just the third time in the last 219 games (streak started on Nov. 25, 2006).
- The Aztecs were shut out by a Pac-12 school for the first time since Sept. 18, 1982 at California (L, 28-0).
- The Aztecs allowed a first-quarter touchdown for just the second time in the last 11 games.
- SDSU has gone 17 straight games without allowing more than seven points in the first quarter and has allowed seven or fewer points in 25 of the last 26 first quarters.

Player Notes

- * **Marquez Cooper, Sr., RB (13 att., 53 yds., 0 TD | 2 rec., 19 yds.):** Now has 4,132 rushing yards for his career, which is tied with Louisville's Lamar Jackson (2015-17) for the 115th most in NCAA FBS history (according to SportsReference.com).
- * **Chris Johnson, Jr., CB (9 tackles (7 solo), 1 PBU):** Led the team in tackles for the first time of his career ... His nine tackles were a career high.
- * **Tyler Pastula, Sr., P (7 P, 48.6 avg., 3 120, 3 50+, 63 LG):** Averaged 48.6 yards per punt, which is his career high (min. 4 punts) ... Three of his punts went over 50 yards including a long of 63 yards ... Three of his punts also landed inside the 20-yard line.

Aztecs Fall to Oregon State

SAN DIEGO -- San Diego State was unable to stop Oregon State's rushing attack in a 21-0 loss Saturday night at Snapdragon Stadium.

Jam Griffin and Anthony Hankerson each ran for a touchdown for the Beavers (2-0), who combined for 237 yards on the ground.

OSU outgained the Aztecs (1-1), 420-179, overall, for the game, and had 23 first downs to SDSU's 7. Oregon State, which also received a late touchdown pass from Gevanni McCoy to Bryce Caufield, also more than doubled up San Diego State in terms of time of possession at 41:07-18:53.

After forcing a three-and-out, the Beavers went to work on their opening drive, going 53 yards on just five plays, culminating with a 16-yard touchdown run by Griffin.

OSU used up 6:53 of clock time on its next drive, going 47 yards on 13 plays. After converting a fourth-and-1 earlier in the drive, Oregon State was thwarted on a fourth-and-5 from the Aztec 46 when Cody Moon hurried McCoy's throw, which bounced to the grass incomplete.

SDSU, however, was unable to capitalize with the good field position and was forced to punt after another three-and-out.

The teams traded punts until the Beavers' last drive of the half. Starting on its own 26, OSU went 53 yards on 11 plays, twice converting a third-and-1 to extend the drive. Everett Hayes' 38-yard field goal, however, missed, making it a 7-0 Oregon State lead at the half.

San Diego State's first chance to score came midway through the third quarter when its punt return unit pressured Beaver punter Josh Green. Although a streaking Max Garrison was unable to block the punt, it only went 14 yards, giving San Diego State the ball on its own 45 with 9:20 left in the quarter.

The Aztecs quickly got into OSU territory for the first time of the night with a 9-yard rush by Marquez Cooper and a 4-yard pass from Danny O'Neil to Jude Wolfe. O'Neil, a true freshman making his second career start, then found Louis Brown IV with a deep pass down the right sideline, going 35 yards and setting up a first-and-goal on the Oregon State 7. After an incomplete pass in the end zone, Cooper rushed five yards to set up a third-and-goal from the 2. O'Neil, however, fumbled on a quarterback keeper as Jack Kane punched the ball out and Nikko Taylor jumped on the ball on the Beaver 2-yard line.

OSU responded with a methodical 13-play, 98-yard drive, before Hankerson ran it in 15 yards on a fourth-and-1 on the first play of the fourth quarter. Oregon State converted two third downs on the drive, including a 41-yard pass from McCoy to Trent Walker on a third-and-11 from its own 24-yard line.

SDSU had to punt on its ensuing drive, but Tyler Pastula's boot was blocked by Amarian York, giving the Beavers prime starting field position on their own 46. Hayes' long field goal attempt from 54 yards missed, however, giving San Diego State a chance to halve into OSU's advantage.

The Aztecs were unable to get into Oregon State territory and a long throw on fourth-and-18 from O'Neil to Ja'Shaun Poke was broken up by Skyler Thomas, giving the ball back to the Beavers on the SDSU 42.

OSU ran four rushes and then, on a third-and-3, used play-action where McCoy found a wide-open Caufield in the end zone from 21 yards out to make it a 21-0 game.

The teams traded punts before time ran out on San Diego State's final drive.

San Diego State was shut out for just the third time in the last 219 games (streak started on Nov. 26, 2006) and for the first time against a Pac-12 school since Sept. 18, 1982 at California (L, 28-0).

>> SCORING SUMMARY

Qtr	Time	Team	Scoring Play	Plays-Yds TOP	Score
1st	11:47	OSU	Griffin 16-yd run (PAT good)	5-53 1:53	0-7
4th	14:53	OSU	Hankerson 15-yd run (PAT good)	13-98 8:04	0-14
4th	4:36	OSU	Caufield 21-yd pass f/McCoy (PAT good)	5-42 2:58	0-21

INDIVIDUAL STATISTICS

>> OREGON STATE

Rushing	Att	Yds	TD	Long	Avg
Griffin	18	89	1	16	4.9
Hankerson	16	71	1	15	4.4
Allah	11	33	0	8	3.0
Johnson	1	23	0	23	23.0
McCoy	2	10	0	6	5.0
Reichle	2	6	0	6	3.0
Card	1	5	0	5	5.0
Totals	51	242	2	23	4.6

Passing	C-A-I	Yds	TD	Long	Sack
McCoy	16-26-0	181	1	41	0
Johnson	1-1-0	2	0	2	0
Totals	17-17-0	183	1	41	0

Receiving	No.	Yds	TD	Long
Walker	8	92	0	41
Reddicks	4	35	0	16
Griffin	2	9	0	7
Caufield	1	21	1	21
Hankerson	1	14	0	14
Wells Jr.	1	12	0	12
Totals	30	309	2	39

>> SAN DIEGO STATE

Rushing	Att	Yds	TD	Long	Avg
Cooper	13	53	0	10	4.1
Armstead	7	21	0	7	2.6
O'Neil	5	1	0	4	0.2
Totals	25	81	0	10	2.9

Passing	C-A-I	Yds	TD	Long	Sack
O'Neil	11-24-0	107	0	35	1
Totals	11-24-0	107	0	35	1

Receiving	No.	Yds	TD	Long
Poke	3	25	0	9
Brown IV	2	45	0	35
Cooper	2	19	0	21
Brooks	1	7	0	7
Bennett	1	5	0	5
Wolfe	1	4	0	4
Harrison	1	2	0	2
Totals	11	107	0	35

Game 3

SAN DIEGO STATE
CALIFORNIA

3	0	0	7	-	10
7	0	14	10	-	31

Sept. 14 | California Memorial Stadium | Berkeley, Calif. | 7:35 p.m. PT | Attendance: 35,197



TEAM STATISTICS

	SDSU	CAL
FIRST DOWNS	16	21
Rushing	7	11
Passing	7	8
Penalty	2	2
NET YARDS RUSHING	110	275
Rushing Attempts	35	42
Average Per Rush	3.1	6.5
Rushing Touchdowns	0	2
Yards Gained Rushing	140	307
Yards Lost Rushing	30	32
NET YARDS PASSING	166	198
Completions-Attempts-Int	14-30-2	21-29-1
Average Per Attempt	5.5	6.8
Average Per Completion	11.9	9.4
Passing Touchdowns	1	2
TOTAL OFFENSE YARDS	276	473
Total offense plays	65	71
Average Gain Per Play	4.2	6.7
Fumbles: Number-Lost	0-0	1-0
Penalties: Number-Yards	15-120	12-113
PUNTS-YARDS	6-274	3-133
Average Yards Per Punt	45.7	44.3
Net Yards Per Punt	38.0	44.7
Inside 20	2	0
50+ Yards	2	0
Touchbacks	2	0
Fair catch	2	1
KICKOFF-YARDS	3-143	6-397
Average Yards Per Kickoff	47.7	66.2
Net Yards Per Kickoff	38.0	43.7
Touchbacks	2	0
Fair Catch Yards	0	0
Punt returns: Number-Yards-TD	2-(-1)-0	1-6-0
Average Per Return	-0.5	6.0
Kickoff returns: Number-Yds-TD	1-10-0	1-4-0
Average Per Return	10.0	4.0
Interceptions: Number-Yds-TD	1-20	20-0
Fumble Returns: Number-Yds-TD	0-0	0-0
Miscellaneous Yards	0	0
Possession Time	27:15	32:45
1st Quarter	8:20	6:40
2nd Quarter	7:39	9:55
3rd Quarter	5:05	9:55
4th Quarter	6:11	8:49
Third-Down Conversions	5-16	7-15
Fourth-Down Conversions	2-4	0-3
Red-Zone Scores-Chances	1-1	4-5
Touchdowns	0	4
Field goals	1	0
Sacks By: Number-Yards	6-30	3-21
PAT Kicks	1-1	4-4
2Pts Conversions	0-0	0-0
Field Goals	1-1	1-3
Points off Turnover	0	0

▶▶ GAME NOTES

Series Notes

- San Diego State fell to 4-5 all-time against California.
- The Aztecs are now 0-5 against Cal in Berkeley (and 4-0 at home).

Team Notes

- San Diego State played its fifth straight game in the state of California, its longest streak since a six-game streak from Nov. 21, 2014-Sept. 19, 2015.
- The Aztecs are now 77-40 (.658) since the start of the 2015 campaign.
- SDSU had a season-high six sacks after entering with five combined sacks over its first two games.
- The Aztecs allowed a first-quarter touchdown for just the third time in the last 12 games.
- SDSU has gone 18 straight games without allowing more than seven points in the first quarter and has allowed seven or fewer points in 26 of the last 27 first quarters.

Trends

- The Aztecs lost the coin toss for the third time this season (0-3) and for the first time when having the chance to pick heads or tails.
- SDSU did not start with the ball for just the 45th time over the last 160 games.
- San Diego State did not allow its opponent to score on its opening possession for the 18th time in 28 games since 2022, 30th time in 41 games since 2021 and 84th time since 2015 (117 games).

Penalties Doom Aztecs in 31-10 Loss at Cal

BERKELEY, Calif. -- San Diego State trailed just 7-3, at the half, but California scored on its first four possessions of the second half in a 31-10 win Saturday night at Memorial Stadium.

Fernando Mendoza threw two touchdown passes and ran for another score for the Bears, who started the season 3-0 for the first time since 2019. Jaivian Thomas ran for 169 yards, and Kadarius Calloway had a touchdown run for Cal.

The two teams combined for 27 penalties for 237 yards, including 15 penalties for 120 yards for the Aztecs (1-2). SDSU's 13 penalties in the first half were tied for the most in any half for an FBS team in the last 10 seasons.

One the crucial penalties on San Diego State was an illegal block in the back on Marlem Louis after Tano Letuli intercepted a pass and returned it 65 yards for the score. Instead of taking a 10-7 lead midway through the second quarter, SDSU started on its own 45-yard line and failed to score.

After the Aztecs forced the high-powered California offense into consecutive three-and-outs to start the game, redshirt freshman Javance Tupou'ata-Johnson, making his first career start having never attempted a collegiate pass in place of an injured true freshman Danny O'Neil, got SDSU deep into Bear territory. San Diego State converted a key fourth-and-6 play when Tupou'ata-Johnson found Nate Bennett for 11 yards and a targeting penalty got the Aztecs to the Cal 12. SDSU managed just one yard on its next three plays, however, setting for a 29-yard field goal by former California kicker Nick Lopez.

The Bears answered with a 7-play, 69-yard drive, ending with an 8-yard rushing touchdown by Mendoza.

In the second quarter, SDSU stopped Cal on a fourth-and-1 and started in California territory on their 44-yard line. A Tupou'ata-Johnson 14-yard pass to Ja'Shaun Poke on the first play got San Diego State to the 30-yard line, but after an incomplete pass, 5-yard false start penalty, 9-yard sack and another incomplete pass, the Aztecs were forced to punt.

Letuli got the ball back for SDSU on the interception but neither team scored the rest of the half.

The Bears broke open a tight game in the third quarter with Thomas' 57-yard run setting up Calloway's 7-yard touchdown and Mendoza's 20-yard TD pass to Corey Dyches capping a 90-yard drive.

After a 48-yard field goal by Ryan Coe - his lone make in three tries - to start the fourth quarter, San Diego State finally scored responded with a touchdown. The Aztecs converted a pair of third-and-4s on the drive, including a short Tupou'ata-Johnson pass to Jordan Napier, who caught it at the Cal 35, juked past a few defenders and raced his way into the end zone.

After a Lopez PAT cut the Bear lead to 34-10, California answered right away with at 60-yard run by Calloway on second down and a 15-yard TD pass from Mendoza to Nyzirah Hunter.

Tupou'ata-Johnson was intercepted on the second play of the next drive but each team was stopped on fourth-and-shorts before Coe missed his second field goal of the game with 1:55 left.

SDSU then ran out the clock to end the game.

Tupou'ata-Johnson went 13 for 29 for 156 yards with one touchdown and two interceptions. Marquez Cooper rushed for 87 yards on 22 carries, and Jude Wolfe and Louis Brown IV led San Diego State with three catches apiece.

White led the Aztec defense with six tackles, 2.5 sacks and a pass breakup, while Owen Chambliss and Kyle Moretti also chipped in with six tackles apiece.

SDSU fell to 4-5 all-time against Cal with the home team winning all nine games in the series.

>>SCORING SUMMARY

Qtr	Time	Team	Scoring Play	Plays-Yds	TOP	Score
1st	5:42	SDSU	Lopez 29-yd field goal	8-29	3:40	3-0
1st	2:25	CAL	Mendoza 8-yd rush (PAT good)	7-69	3:17	3-7
3rd	9:36	CAL	Calloway 7-yd rush (PAT good)	8-85	3:55	3-14
3rd	1:30	CAL	Dyches 20-yd pass f/Mendoza (PAT good)	13-90	5:37	3-21
4th	13:33	CAL	Coe 48-yd field goal	5-(-5)	1:50	3-24
4th	11:05	SDSU	Napier 40-yd. pass f/Tupou'ata-Johnson (PAT good)	7-75	2:28	10-24
4th	9:48	CAL	Hunter 15-yd pass f/Mendoza	3-75	1:17	10-31

INDIVIDUAL STATISTICS

>>SAN DIEGO STATE

Rushing	Att	Yds	TD	Long	Avg
Cooper	22	87	0	17	4.0
Armstead	1	15	0	15	15.0
Sutton	3	15	0	9	5.0
Tupou'ata-Johnson	8	-2	0	13	-0.2
Napier	1	-5	0	0	-5.0
Totals	35	110	0	17	3.1

Passing	C-A-I	Yds	TD	Long	Sack
Tup.-Johnson	13-29-2	156	1	40	3
Pastula	1-1-0	10	0	10	0
Totals	14-30-2	166	1	40	3

Receiving	No.	Yds	TD	Long
Wolfe	3	32	0	18
Brown IV	3	24	0	10
Napier	2	53	1	40
Harrison	1	15	0	15
Poke	1	14	0	14
Bennett	1	11	0	11
Chambliss	1	10	0	10
Armstead	1	6	0	6
Cooper	1	1	0	0
Totals	14	166	1	40

>>CALIFORNIA

Rushing	Att	Yds	TD	Long	Avg
Thomas	17	169	0	57	9.9
Calloway	8	87	1	60	9.7
Wiley	2	11	0	13	5.5
Martin	1	10	0	10	10.0
Cardwell	1	0	0	0	0.0
Mendoza	12	-2	1	10	-0.2
Totals	42	307	2	60	6.5

Passing	C-A-I	Yds	TD	Long	Sack
Mendoza	21-29-1	198	2	21	6
Totals	21-29-1	198	2	21	6

Receiving	No.	Yds	TD	Long
Hunter	4	52	1	15
Dyches	4	48	1	20
Grizzell	3	29	0	21
Endries	3	21	0	8
Brady	2	16	0	10
Matthews	2	16	0	14
King	1	7	0	7
Anderson	1	5	0	5
Thomas	1	4	0	4
Totals	21	198	2	21

Game 4

SAN DIEGO STATE	7	14	0	0	-	21
CENTRAL MICHIGAN	10	3	6	3	-	22

Sept. 28 | Kelly/Shorts Stadium | Mt. Pleasant, Mich. | 3:32 p.m. ET | Attendance: 27,072



TEAM STATISTICS

	SDSU	CMU
FIRST DOWNS	21	26
Rushing	6	10
Passing	11	14
Penalty	4	2
NET YARDS RUSHING	118	154
Rushing Attempts	45	42
Average Per Rush	2.6	3.7
Rushing Touchdowns	1	1
Yards Gained Rushing	152	183
Yards Lost Rushing	34	29
NET YARDS PASSING	246	298
Completions-Attempts-Int	14-23-0	25-46-1
Average Per Attempt	10.7	6.5
Average Per Completion	17.6	11.9
Passing Touchdowns	1	1
TOTAL OFFENSE YARDS	364	452
Total offense plays	68	88
Average Gain Per Play	5.4	5.1
Fumbles: Number-Lost	0-0	1-1
Penalties: Number-Yards	4-36	5-37
PUNTS-YARDS	5-236	5-183
Average Yards Per Punt	47.2	36.6
Net Yards Per Punt	37.8	32.6
Inside 20	2	0
50+ Yards	1	0
Touchbacks	2	1
Fair catch	0	3
KICKOFF-YARDS	4-240	6-356
Average Yards Per Kickoff	60.0	59.3
Net Yards Per Kickoff	38.2	38.0
Touchbacks	2	4
Fair Catch Yards	15	0
Punt returns: Number-Yards-TD	1-0-0	2-7-0
Average Per Return	0.0	3.50
Kickoff returns: Number-Yds-TD	1-0-0	1-22-0
Average Per Return	0.0	22.0
Interceptions: Number-Yds-TD	1-68-0	0-0-0
Fumble Returns: Number-Yds-TD	0-0-0	0-0-0
Miscellaneous Yards	0	0
Possession Time	24:33	35:27
1st Quarter	5:30	9:30
2nd Quarter	5:42	9:18
3rd Quarter	5:51	9:09
4th Quarter	7:30	7:30
Third-Down Conversions	7-15	6-19
Fourth-Down Conversions	0-1	4-4
Red-Zone Scores-Chances	2-4	4-4
Touchdowns	2	2
Field goals	0	2
Sacks By: Number-Yards	3-13	4-23
PAT Kicks	3-3	1-1
Field Goals	0-2	3-3
Points off Turnover	7	0

▶▶ GAME NOTES

Big Notes

- San Diego State fell to 16-2-1 against current members of the Mid-American Conference (MAC).
- The Aztecs are now 11-2-1 all-time against teams who were in the MAC at the time of the game.
- SDSU fell to 37-3 over its last 40 games when leading after three quarters.
- San Diego State had its 11-game winning streak snapped when not committing a turnover.
- This was the Aztecs' first one-point game since a 31-30 overtime loss to Hawai'i on Nov. 24, 2018.
- San Diego State is now 77-41 (.653) since the start of the 2015 campaign.

Team Notes

- This was the first 22-21 final score in SDSU's Division I era (since 1969).
- After scoring just 10 points over its last two games combined, San Diego State scored 14 in the first 17 minutes, 17 seconds (17:17) today and 21 overall.
- The Aztecs allowed a first-quarter touchdown for just the fourth time in the last 13 games.
- SDSU had gone 18 straight games without allowing more than seven points in the first quarter prior to CMU scoring 10 on San Diego State today.
- The Aztecs have still allowed seven or fewer points in 26 of the last 28 first quarters.
- SDSU scored 21 points in the first half, its most in the first half since also scoring 21 at New Mexico on Nov. 18, 2022.
- San Diego State fell to 66-17 since 2015 when scoring just 20 or more points (1-1 this year).
- After averaging 13.0 penalties over its first three games, San Diego State had no accepted penalties in the first half and just four for the game.

SDSU Falls at CMU on Late Field Goal, 22-21

MOUNT PLEASANT, Mich. -- San Diego State suffered a heartbreaking 22-21 loss at Central Michigan on Saturday when Tristan Mattson connected on his third field goal of the game - a 46-yarder - with five seconds remaining.

The Aztecs (1-3) led for over 38 minutes of the game, including 29 minutes, 55 seconds of the 30 minutes in the second half, but couldn't hold on in their first game in the Eastern Time Zone since 2015.

SDSU led, 21-13, at halftime as true freshman Danny O'Neil connected with tight end Jude Wolfe on a pair of touchdown passes following an earlier touchdown run by Marquez Cooper.

San Diego State, however, was held scoreless in the second half, including consecutive drives late when Nick Lopez missed a pair of short field goals.

After forcing a three-and-out to start the second half, the Chippewas (3-2) used a 15-play, 77-yard drive to score when B.J. Harris banged it in from a yard out on fourth-and-goal. It was one of four fourth downs CMU converted on the day in four attempts. Central Michigan went for two to tie it, but following a pass interference fall on Chris Johnson, the Aztecs stopped Davis on a run to keep the score at 21-19.

The teams exchanged punts over the next two drives apiece before SDSU got to the Chippewa 15-yard line. A 33-yard field goal attempt by Lopez, however, missed, keeping it a two-point game.

CMU quickly got into San Diego State territory, thanks to a 43-yard pass from Joe Labas to Marion Lukes. Facing a third-and-13 on the Central Michigan 38-yard line, Labas was picked off by Aztec cornerback Bryce Phillips, who ran it back 68 yards to the Chippewa 11 with just 2:17 left.

SDSU was stymied on three straight plays before Lopez hooked a 28-yard attempt wide left to give CMU one last chance.

Labas directed a 15-play, 52-yard drive in the final two minutes as Central Michigan converted two third downs and a fourth down on the drive. Mattson then nailed a career-long 46-yarder to give the Chippewas their first lead since early in the second quarter.

Starting on its own 28, San Diego State was able to get to the 43 but Louis Brown IV was tackled before being able to lateral the ball, giving CMU the improbable victory.

Mattson's 25-yard field goal got Central Michigan on the scoreboard and Cooper later answered with a 3-yard rushing TD to put the Aztecs in the lead.

The Chippewas ended the first quarter on a 12-play, 75-yard drive with an 8-yard scoring toss from Labas to Lukes.

After Johnson forced a fumble on a SDSU punt early in the second quarter which was recovered by Brady Anderson on the CMU 17, San Diego State scored four plays later when O'Neil found Wolfe alone in the end zone off play-action.

Late in the half, Cooper ran for 47 yards and O'Neil found Wolfe for another touchdown, this time from 26 yards out to put the Aztecs up, 21-10. Wolfe became just the fourth SDSU tight end since at least 1996 with two touchdowns in the same game.

Central Michigan, however, used a 12-play, 59-yard drive to close the half with a 34-yard field goal by Mattson.

O'Neil totaled 246 yards on 14-for-23 passing for San Diego State. Cooper rushed for 111 yards and a touchdown on 34 carries, while Louis Brown IV caught eight passes for a career-high 149 yards.

JD Coffey III had a career-high 15 tackles for the Aztecs, while White logged three sacks and four tackles for loss.

SDSU fell to 16-2-1 against current members of the Mid-American Conference (MAC) and 11-2-1 all-time against teams who were in the MAC at the time of the game.

San Diego State also dropped to 37-3 in its last 40 games when leading after three quarters and had its 11-game winning streak snapped when not committing a turnover.

>>SCORING SUMMARY

Qtr	Time	Team	Scoring Play	Plays-Yds	TOP	Score
1st	12:26	CMU	Mattson 25-yd field goal	6-61	2:28	0-3
1st	6:13	SDSU	Cooper 3-yd run (PAT good)	6-75	1:56	7-3
1st	0:31	CMU	Lukes 8-yd pass f/Labas (PAT good)	12-75	5:42	7-10
2nd	12:43	SDSU	Wolfe 5-yd pass f/O'Neil (PAT good)	4-17	1:07	14-10
2nd	3:30	SDSU	Wolfe 26-yd pass f/O'Neil (PAT good)	3-73	0:53	21-10
2nd	0:26	CMU	Mattson 34-yd field goal	12-59	3:04	21-13
3rd	5:52	CMU	Harris 1-yd rush (2-pt. conversion failed)	15-77	7:29	21-19
4th	0:05	CMU	Mattson 46-yd field goal	15-52	1:51	21-22

INDIVIDUAL STATISTICS

>>SAN DIEGO STATE

Rushing	Att	Yds	TD	Long	Avg
Cooper	34	111	1	47	3.3
O'Neil	9	7	0	9	0.8
Davis	1	4	0	4	4.0
Poke	1	-4	0	-4	-4.0
Totals	45	118	1	47	2.6

Passing	C-A-I	Yds	TD	Long	Sack
O'Neil	14-23-0	246	1	43	4
Totals	14-23-0	246	1	43	4

Receiving	No.	Yds	TD	Long
Brown IV	8	149	0	43
Wolfe	3	40	2	26
Poke	2	23	0	13
Bennett	1	34	0	34
Totals	14	246	2	43

>>CENTRAL MICHIGAN

Rushing	Att	Yds	TD	Long	Avg
Lukes	16	76	0	18	4.8
Harris	13	41	1	18	3.2
Emanuel Jr.	6	32	0	19	5.3
Labas	7	5	0	10	0.7
Totals	42	154	1	19	3.7

Passing	C-A-I	Yds	TD	Long	Sack
Labas	24-43-1	275	1	60	3
Chapeau	1-1-0	23	0	23	0
Emanuel Jr.	0-1-0	0	0	0	0
TEAM	0-1-0	0	0	0	0
Totals	25-46-1	298	1	60	3

Receiving	No.	Yds	TD	Long
Boyd	6	51	0	14
Prewitt III	6	42	0	17
Lukes	3	57	1	43
Parker	3	28	0	16
Harris	2	66	0	60
Temple	2	17	0	12
Whiteside	1	23	0	23
Harris	1	8	0	8
Davis	1	6	0	6
Totals	25	298	1	60

Game 5

HAWAII

SAN DIEGO STATE

3	7	7	7	-	24
3	14	3	7	-	27

Oct. 5 | Snapdragon Stadium | San Diego, Calif. | 5:02 p.m. PT | Attendance: 31,307



TEAM STATISTICS

	UH	SDSU
FIRST DOWNS	24	19
Rushing	8	5
Passing	13	12
Penalty	3	2
NET YARDS RUSHING	84	99
Rushing Attempts	29	34
Average Per Rush	2.9	2.9
Rushing Touchdowns	0	2
Yards Gained Rushing	123	134
Yards Lost Rushing	39	35
NET YARDS PASSING	272	224
Completions-Attempts-Int	26-44-1	24-33-0
Average Per Attempt	6.2	6.8
Average Per Completion	10.5	9.3
Passing Touchdowns	3	1
TOTAL OFFENSE YARDS	356	323
Total offense plays	73	67
Average Gain Per Play	4.9	4.8
Fumbles: Number-Lost	1-0	0-0
Penalties: Number-Yards	7-66	9-104
PUNTS-YARDS	3-137	5-238
Average Yards Per Punt	45.7	47.6
Net Yards Per Punt	34.3	45.4
Inside 20	0	2
50+ Yards	1	2
Touchbacks	0	0
Fair catch	0	1
KICKOFF-YARDS	5-289	6-364
Average Yards Per Kickoff	57.8	60.7
Net Yards Per Kickoff	35.4	42.8
Touchbacks	2	1
Fair Catch Yards	0	1
Punt returns: Number-Yards-TD	1-11-0	3-34-0
Average Per Return	11.0	11.3
Kickoff returns: Number-Yds-TD	4-63-0	2-47-0
Average Per Return	15.8	23.5
Interceptions: Number-Yds-TD	0-0-0	1-(-5)-0
Fumble Returns: Number-Yds-TD	0-0-0	0-0-0
Miscellaneous Yards	0	0
Possession Time	30:56	29:04
1st Quarter	5:36	9:24
2nd Quarter	5:21	9:39
3rd Quarter	8:35	6:25
4th Quarter	11:24	3:36
Third-Down Conversions	8-14	6-16
Fourth-Down Conversions	1-2	3-3
Red-Zone Scores-Chances	2-2	5-5
Touchdowns	1	3
Field goals	1	2
Sacks By: Number-Yards	2-14	5-34
PAT Kicks	3-3	3-3
2Pts Conversions	0-0	0-0
Field Goals	1-1	2-2
Points off Turnover	0	7

▶▶ GAME NOTES

Big Notes

- San Diego State won its conference opener for the ninth time in the last 12 years.
- The Aztecs improved to 10-2 in their last 12 Mountain West home openers.
- SDSU is now 50-23 (.685) in its last 73 games regular season games against Mountain West opponents.
- San Diego State improved to 38-3 over its last 41 games when leading after three quarters.
- The Aztecs have played in consecutive games decided by three points or less for the first time since 2010 (lost at Brigham Young, 24-21, on Oct. 9 and won vs. No. 23 Air Force, 27-25, on Oct. 16).
- This was the fourth consecutive one-score game between SDSU and Hawai'i (San Diego State has won all four games by a combined 19 points). Six of the last seven games between the two teams have been decided by one score.
- SDSU improved to 52-4 over the last 56 games when winning the turnover battle.
- The Aztecs are now 78-41 (.655) since the start of the 2015 campaign.
- EDGE Trey White had three sacks and four tackles for loss for the second straight game. White is averaging 1.80 sacks per game (nine sacks in five games), which is just ahead NCAA record pace (Terrell Suggs averaged 1.71 while at Arizona State in 2002 (24 sacks in 14 games) and Washington's Zion Tupoula-Fetui averaged 1.75 during the 2020 COVID-19 pandemic season (seven sacks in four games).
- RB Marquez Cooper recorded his second straight 100-yard rushing game, third this season and 20th of his career with 109 yards and two touchdowns on 30 carries.

Aztecs Edge Hawai'i, 27-24

SAN DIEGO -- Marquez Cooper ran for 109 yards and two touchdowns, and true freshman quarterback Danny O'Neil threw for 224 yards and a score to lead San Diego State to a 27-24 win over Hawai'i on Saturday night in the Mountain West opener for both teams.

The Aztecs (2-3, 1-0 MW) only trailed for 2 minutes, 34 seconds (2:34) of the game, but had to rally in the fourth quarter to snap a three-game losing streak.

The Rainbow Warriors (2-3, 0-1 MW) took their only lead of the game early in the fourth when Brayden Schager connected on a 23-yard touchdown pass to Nick Cenacle to make it a 24-20 contest with 9:39 left. Schager's third touchdown strike of the game wrapped up a 14-play, 89-yard drive that used up 5:48 of clock.

SDSU, however, answered with an 8-play, 87-yard drive of its own, culminating with a 2-yard touchdown run by Cooper with 7:05 remaining. O'Neil found Nate Bennett on a 48-yard pass deep down the left side to get San Diego State into UH territory. The Aztecs later used a 17-yard rush by Cooper and a 14-yard pass from O'Neil to Jordan Napier on a third-and-4 situation from the 16 to set up Cooper's second TD run of the game.

Hawai'i got into SDSU territory, converting a third-and-5 and later an improbable fourth-and-18. After Trey White's third sack of the game, the Rainbow Warriors were facing a third-and-17 from the San Diego State 46 but Schager found Pofele Ashlock for a 15-yard gain. On fourth-and-2, Schager threw a quick screen to Ashlock, but the ball was deflected to Cenacle, who was then stopped by Krishna Clay short of the first-down marker.

The Aztecs ran Cooper three consecutive plays before punting deep into UH territory. After an incomplete deep pass with 10 seconds left, Marlem Louis sacked Schager to end the game to seal the SDSU victory.

After the teams exchanged field goals in the first quarter, Cooper put San Diego State up, 10-3, on a 9-yard touchdown with 4:49 left in the first half.

Hawai'i answered with 23-yard touchdown pass from Schager to Tylan Hines following a 6-play, 77-yard drive.

The Aztecs responded with an almost flawless 2-minute drill, going 75 yards on nine plays in 1:47, culminating with a 16-yard pass from O'Neil to Louis Brown IV with just six seconds remaining in the half. SDSU converted a fourth-and-4 on the drive and later took advantage of a defensive holding call on a third-and-9 situation, setting up the TD strike to Brown IV and entering halftime with a 17-10 lead.

After forcing a three-and-out to start the third quarter, San Diego State started in Rainbow Warrior territory when Napier returned a punt 12 yards to the UH 44. The Aztecs got into the red zone but had to settle for a 43-yard field goal by Gabe Plascencia after O'Neil was sacked on third-and-9 from on the 19-yard line.

Hawai'i cut into SDSU's 20-10 lead with a 12-play, 75-yard drive, ending with a 6-yard pass from Schager to Ashlock late in the third quarter, setting up San Diego State's heroics in the fourth.

O'Neil completed 24 of 33 passes for 224 yards and a touchdown, extending his streak of 113 attempts without an interception to start his collegiate career. He completed his first 10 passes of the game.

Cooper recorded his second straight 100-yard rushing game with 109 yards and two touchdowns on 30 carries. The active FBS rushing leader now has three 100-yard games this season and 20 for his career.

White finished with three sacks and four tackles for loss for a second straight game for the Aztecs, who won their conference opener for the ninth time in the last 12 years and improved to 10-2 in their last 12 MW home openers.

It was the fourth consecutive one-score game between SDSU and Hawai'i.

>>SCORING SUMMARY

Qtr	Time	Team	Scoring Play	Plays-Yds	TOP	Score
1st	5:35	SDSU	Plascencia 24-yd field goal	16-53	6:38	0-3
1st	0:43	UH	Matsuzawa 30-yd field goal	15-77	4:49	3-3
2nd	4:49	SDSU	Cooper 9-yd rush (PAT good)	8-55	3:37	10-3
2nd	1:53	UH	Hines 23-yd pass f/Schager (PAT good)	6-77	2:50	10-10
2nd	0:06	SDSU	Brown IV 16-yd pass f/O'Neil (PAT good)	9-75	1:47	17-10
3rd	8:33	SDSU	Plascencia 43-yd field goal	10-19	4:46	20-10
3rd	2:06	UH	Ashlock 6-yd pass f/Schager (PAT good)	12-75	6:27	20-17
4th	9:39	UH	Cenacle 23-yd pass f/Schager (PAT good)	14-89	5:49	20-24
4th	7:05	SDSU	Cooper 2-yd rush (PAT good)	8-87	2:30	27-24

INDIVIDUAL STATISTICS

>>HAWAII

Rushing	Att	Yds	TD	Long	Avg
Simes	8	36	0	14	4.5
Schager	16	21	0	14	1.3
Hines	2	19	0	11	9.5
Barfield	3	8	0	5	2.7
Totals	29	84	0	14	2.9

Passing	C-A-I	Yds	TD	Long	Sack
Schager	26-44-1	272	3	23	5
Totals	26-44-1	272	3	23	5

Receiving	No.	Yds	TD	Long
Ashlock	8	77	1	19
Cenacle	3	56	1	23
Hines	3	33	1	23
Curtis	2	36	0	19
Crowdus	2	23	0	14
Barfield	2	21	0	18
Panoke	2	13	0	11
Sims	1	10	0	10
Perry	1	5	0	5
Cordero	1	-1	0	0
Nishigaya	1	-1	0	0
Totals	26	272	3	23

>>SAN DIEGO STATE

Rushing	Att	Yds	TD	Long	Avg
Cooper	30	109	2	31	3.6
O'Neil	4	-10	0	3	-2.5
Totals	34	99	2	31	2.9

Passing	C-A-I	Yds	TD	Long	Sack
O'Neil	24-33-0	224	1	48	2
Totals	24-33-0	224	1	48	2

Receiving	No.	Yds	TD	Long
Napier	5	41	0	19
Brown IV	5	40	1	16
Bennett	4	74	0	48
Poke	4	38	0	15
Cooper	4	28	0	12
Wolfe	1	5	0	5
Shaw	1	-2	0	0
Totals	24	224	1	48

Game 6

SAN DIEGO STATE	10	7	0	10	-	27
WYOMING	7	7	3	7	-	24

Oct. 12 | War Memorial Stadium | Laramie, Wyo. | 1:32 p.m. MT | Attendance: 23,155



TEAM STATISTICS

	SDSU	WYO
FIRST DOWNS	16	19
Rushing	6	7
Passing	9	9
Penalty	1	3
NET YARDS RUSHING	102	190
Rushing Attempts	35	41
Average Per Rush	2.9	4.6
Rushing Touchdowns	1	2
Yards Gained Rushing	133	226
Yards Lost Rushing	31	36
NET YARDS PASSING	254	181
Completions-Attempts-Int	16-27-1	12-31-2
Average Per Attempt	9.4	5.8
Average Per Completion	15.9	15.1
Passing Touchdowns	1	1
TOTAL OFFENSE YARDS	356	371
Total offense plays	62	72
Average Gain Per Play	5.7	5.2
Fumbles: Number-Lost	0-0	0-0
Penalties: Number-Yards	9-67	7-60
PUNTS-YARDS	7-330	7-297
Average Yards Per Punt	47.1	42.4
Net Yards Per Punt	41.4	38.1
Inside 20	2	3
50+ Yards	2	1
Touchbacks	2	0
Fair catch	1	1
KICKOFF-YARDS	6-390	5-321
Average Yards Per Kickoff	65.0	64.2
Net Yards Per Kickoff	40	41
Touchbacks	6	3
Fair Catch Yards	0	0
Punt returns: Number-Yards-TD	3-30-0	2-0-0
Average Per Return	10.0	0.0
Kickoff returns: Number-Yds-TD	2-41-0	0-0-0
Average Per Return	20.5	0.0
Interceptions: Number-Yds-TD	2-85-1	1-0-0
Fumble Returns: Number-Yds-TD	0-0-0	0-0-0
Miscellaneous Yards	0	0
Possession Time	29:17	30:43
1st Quarter	10:34	04:26
2nd Quarter	05:10	09:50
3rd Quarter	05:23	09:37
4th Quarter	08:10	06:50
Third-Down Conversions	3-13	6-16
Fourth-Down Conversions	0-1	1-1
Red-Zone Scores-Chances	3-3	2-2
Touchdowns	1	1
Field goals	2	1
Sacks By: Number-Yards	6-34	1-4
PAT Kicks	3-3	3-3
2Pts Conversions	0-0	0-0
Field Goals	2-2	1-2
Points off Turnover	10	0

▶▶ GAME NOTES

Big Notes

- San Diego State improved to 2-0 in Mountain West play for the ninth time in league history (also 2002, 2013, 2015, 2016, 2017, 2018, 2020 and 2021).
- After starting 2-0 in league play, the Aztecs won the MW championship in both 2015 and 2016.
- SDSU won its Mountain West road opener for the 15th time in league history and first time since a seven-year stretch from 2015-2021.
- San Diego State won its sixth straight game against a team coming off an idle week (bye week).
- The Aztecs have won 10 of their last 11 games against teams coming off an idle week dating back to a Sept. 20, 2014 loss at Oregon State.
- SDSU has played in three consecutive games decided by three points or less for the first time since 1978 (lost at Miami, 16-14; won vs. New Mexico, 27-24; lost vs. Utah, 20-18).
- SDSU won the turnover battle for the fourth time in six games this season. San Diego State is now 20-3 since 2020 when winning the turnover battle and 53-5 since 2020. The Aztecs have won 22 of their last 25 games (22-3) when winning the turnover battle.
- San Diego State has back-to-back wins by the same score (in this case 27-24) for the first time in its Division I history (since 1969)).
- SDSU has consecutive three-point victories for the first time since 1995 (30-27 vs. Nevada on Sept. 28 and 24-21 at Utah on Oct. 7).
- The Aztecs improved to 51-23 (.689) in their last 74 regular season games against Mountain West opponents.
- SDSU is now 79-41 (.658) since the start of the 2015 campaign, which is the 20th-best record in the country over that span.

SDSU Rallies Past Wyoming, 27-24

LARAMIE, Wyo. -- True freshman quarterback Danny O'Neil connected with redshirt freshman Jordan Napier on consecutive big pass plays to tie the game in the fourth quarter and Gabe Plascencia nailed a 28-yard field goal for what proved to be the game-winning points to lead San Diego State to a 27-24 win at Wyoming on Saturday.

The Aztecs (3-3) improved to 2-0 in Mountain West play for the first time since 2021 in a game that featured six lead changes and moved into a tie with Boise State and UNLV atop the league standings.

Trailing, 24-17, early in the fourth quarter after Cowboy (1-5, 1-1 MW) quarterback Evan Svoboda raced 51 yards on a QB keeper, SDSU answered through the air. After consecutive incompletions and facing a third-and-10, O'Neil found Napier down the right side of the field for a 53-yard pass. It was the longest play of the season for San Diego State. O'Neil then went right to Napier again with a 27-yard strike to silence the 23,155 fans at War Memorial Stadium.

After forcing UW to punt on its next possession, the Aztecs got the ball back on their own 18 and went 77 yards on seven plays with Plascencia kicking the winning field goal with 7:35 left. O'Neil started with a 41-yard pass to Nate Bennett, making it 121 passing yards by O'Neil over the previous three plays of the game.

Wyoming got the ball back and managed a 24-yard run on its first snap, but just one yard over its next three before having to punt it back to SDSU.

San Diego State was forced to punt, and the Cowboys got the ball back on its own 26 with 4:27 remaining. After two rushes for seven yards, Ryan Henderson sacked Svoboda on third-and-3, forcing UW to punt once again.

Marquez Cooper ran for 18 yards on a second-and-8 situation, but the Aztecs were later stopped at the Wyoming 36. Tyler Pastula, however, angled a punt that stopped at the UW 7.

Following a false start, Svoboda found Tyler King for 19 yards to get to the 23. Henderson and Dominic Oliver then sacked Svoboda to end the game and give the Aztecs their first road win in a MW opener since 2021.

SDSU took a 3-0 lead on a 22-yard field goal by Plascencia midway through the first quarter after Chris Johnson intercepted Svoboda and ran it back 42 yards to the Wyoming 10.

The Cowboys responded in just two plays as they completed a flea flicker with Svoboda finding a wide-open Jaylen Sargent for a 70-yard completion.

Late in the first quarter, Eric Butler picked off Svoboda's pass and ran it 43 yards back for a touchdown. It was Butler's first career interception and San Diego State's third defensive touchdown of the season.

UW regained the lead on its ensuing drive, going 75 yards on 12 plays. Wyoming converted a fourth-and-6 on the drive and earned a first down on a pass interference on third-and-7, before Sam Scott punched it in from a yard out, making it a 14-10 advantage.

The Aztecs responded with an 8-play, 75-yard drive of their own. The big play came on a 32-yard pass from Danny O'Neil to Jude Wolfe to get to the Cowboy 10. Marquez Cooper later rushed it in from four yards out as SDSU entered halftime with a 17-14 lead.

Wyoming tied it with a 42-yard field goal by John Hyland on its first drive of the third quarter before setting up San Diego State's fourth-quarter heroics.

O'Neil threw for a career-high 254 yards and a touchdown, completing 16 of 27 passes.

Cooper rushed for 87 yards and a touchdown on 25 carries, while Ja'Shaun Poke caught eight passes for 60 yards and Napier four catches for 91 yards.

It was the second straight 27-24 game for the Aztecs after beating Hawai'i at home on Oct. 5 and was the first time in SDSU's Division I history (since 1969) with back-to-back games by the same score. San Diego State has consecutive three-point victories for the first time since 1995.

Kyle Moretti led the Aztecs with seven tackles, while Trey White had two sacks, giving him multiple sacks in four consecutive games.

It was SDSU's first trip to Laramie since it played there twice in a three-week span in 2016.

>>> SCORING SUMMARY

Qtr	Time	Team	Scoring Play	Plays-Yds TOP	Score
1st	06:27	SDSU	Plascencia 22-yd FG	4-6 1:21	3-0
1st	05:46	WYO	Sargent 70-yd pass f/Svoboda (PAT good)	2-75 0:41	3-7
1st	0:02	SDSU	Butler 43 yd interception return (PAT good)	-- --	10-7
2nd	09:08	WYO	Scott 1-yd run (PAT good)	12-75 5:54	10-14
2nd	05:14	SDSU	Cooper 4 yd run (PAT good)	8-75 3:54	17-14
3rd	10:05	WYO	Hyland 42 yd FG	15-50 4:55	17-17
4th	14:50	WYO	Svoboda 51 yd run (PAT good)	6-78 2:17	17-24
4th	13:54	SDSU	Napier 27 yd pass f/O'Neil (PAT good)	4-80 0:49	24-24
4th	07:35	SDSU	Plascencia 28 yd FG	7-77 3:36	27-24

INDIVIDUAL STATISTICS

>>> SAN DIEGO STATE

Rushing	Att	Yds	TD	Long	Avg
Cooper	25	87	1	26	3.5
Davis	3	7	0	4	2.3
O'Neil	6	4	0	9	0.7
Poke	1	4	0	4	4.0
Totals	35	102	1	26	2.9

Passing	C-A-I	Yds	TD	Long	Sack
O'Neil	16-27-1	254	1	53	2
Totals	16-27-1	254	1	53	2

Receiving	No.	Yds	TD	Long
Poke	8	60	0	19
Napier	4	91	1	53
Brown IV	2	30	0	19
Bennett	1	41	0	41
Wolfe	1	32	0	32
Totals	16	254	1	53

>>> WYOMING

Rushing	Att	Yds	TD	Long	Avg
Scott	20	94	1	27	4.7
Svoboda	14	55	1	51	3.9
Ferrell	6	24	0	8	4.0
Williams	1	17	0	17	17.0
Totals	41	190	2	51	4.6

Passing	C-A-I	Yds	TD	Long	Sack
Svoboda	12-31-2	181	1	70	6
Totals	12-31-2	181	1	70	6

Receiving	No.	Yds	TD	Long
Gyllenberg	4	48	0	19
Sargent	2	84	1	70
King	2	34	0	19
Scott	2	2	0	9
Pelissier	1	7	0	7
Stevenson	1	6	0	6
Totals	12	181	1	70

2024 STATISTICS

Overall: 3-3

MW: 2-0

Home: 2-1

Road: 1-2

Neutral: 0-0

Team Statistics

	SDSU	OPP
Scoring	130	136
Points per game	21.7	22.7
Points Off Turnovers	37	7
First Downs	102	130
Rushing	37	57
Passing	52	55
Penalty	13	18
Rushing Yardage	755	1003
Yards gained rushing	921	1187
Yards lost rushing	166	184
Rushing attempts	214	239
Average per rush	3.5	4.2
Average per game	125.8	167.2
TDs Rushing	6	8
Passing Yardage	1211	1259
Comp-Att-Int	101-170-3	119-202-6
Average per pass	7.1	6.2
Average per catch	12.0	10.6
Average per game	201.8	209.8
TDs Passing	7	9
Total offense	1966	2262
Total plays	384	441
Average per play	5.1	5.1
Average per game	327.7	377.0
Kick returns: #-Yards	9-144	11-168
Punt returns: #-Yards	13-70	10-59
Int returns: #-Yards	6-213	3-0
Kick return average	16.0	15.3
Punt return average	5.4	5.9
Int return average	35.5	0.0
Fumbles-Lost	3-1	7-3
Penalties-Yards	61-556	52-468
Average per game	92.7	78.0
Punts-Yards	34-1532	29-1174
Average per punt	45.1	40.5
Net punt average	39.7	37.4
Kickoffs-Yards	28-1676	29-1800
Average per kick	59.9	62.1
Net kick average	40.3	40.1
Time of possession / game	26:16	33:44
3rd-down conversion	29/87	40/95
3rd-down pct	33%	42%
4rd-down conversion	7/14	9/15
4rd-down pct	50%	60%
Sacks by-Yards	25-126	12-80
Misc Yards	0	0
Touchdowns scored	16	17
Field goals - attempts	6-9	6-11
On-Side kicks	0-0	0-0
Red-zone scores	(13-17) 76%	(16-17) 94%
Red-zone touchdowns	(8-17) 47%	(12-17) 71%
PAT-attempts	(14-15) 93%	(14-15) 93%
2-point conversion-attempts	(1-1) 100%	(1-2) 50%
Attendance	81805	85424
Games / Avg per game	3/27268	3/28475
Neutral site games	-	0/0

Score by Periods

Team	1st	2nd	3rd	4th	OT	TOT
San Diego St.	26	35	24	45	0	130
Opponents	34	23	38	41	0	136

2024 SAN DIEGO STATE STATISTICS

Rushing

Player	gp	att	gain	loss	net	avg	td	lg	avg/g
Marquez Cooper	6	151	720	50	670	4.4	6	47	111.7
Jaylon Armstead	4	13	46	4	42	3.2	0	15	10.5
Danny O'Neil	5	28	96	72	24	0.9	0	28	4.8
Lucky Sutton	2	4	18	0	18	4.5	0	9	9.0
Cam Davis	2	4	11	0	11	2.8	0	4	5.5
Javance Tupou'ata-Johnson	2	9	26	21	5	0.6	0	13	2.5
Jordan Napier	6	1	0	5	-5	-5.0	0	0	-0.8
Ja'Shaun Poke	6	3	4	10	-6	-2.0	0	4	-1.0
Team	6	1	0	4	-4	-4.0	0	0	-0.7
Total	6	214	921	166	755	3.5	6	47	125.8
Opponents	6	239	1187	184	1003	4.2	8	60	167.2

Passing

Player	gp	effc	comp-att-int	pct	yds	td	lg	avg/g
Danny O'Neil	5	137.6	87-140-1	62.1	1045	6	53	209.0
Javance Tupou'ata-Johnson	2	87.6	13-29-2	44.8	156	1	40	78.0
Tyler Pastula	6	184.0	1-1-0	100.0	10	0	10	1.7
Total	6	129.3	101-170-3	59.4	1211	7	53	201.8
Opponents	6	120.0	119-202-6	58.9	1259	9	70	209.8

Receiving

Player	gp	no.	yds	avg	td	lg	avg/g
Ja'Shaun Poke	6	24	190	7.9	0	19	31.7
Louis Brown IV	6	23	379	16.5	2	44	63.2
Jordan Napier	6	14	225	16.1	3	53	37.5
Jude Wolfe	6	12	127	10.6	2	32	21.2
Marquez Cooper	6	10	58	5.8	0	21	9.7
Nate Bennett	6	8	165	20.6	0	48	27.5
Michael Harrison	6	5	39	7.8	0	15	6.5
Baylin Brooks	3	2	14	7.0	0	7	4.7
Mekhi Shaw	6	1	-2	-2.0	0	0	-0.3
Jaylon Armstead	4	1	6	6.0	0	6	1.5
Owen Chambliss	6	1	10	10.0	0	10	1.7
Total	6	101	1211	12.0	7	53	201.8
Opponents	6	119	1259	10.6	9	70	209.8

Scoring

Player	PAT		PAT							pts
			td	fg	kick	rush	rcv	pass	dxp	saf
Marquez Cooper	6	-	-	-	-	-	-	-	-	36
Gabriel Plascencia	-	5-6	6-7	-	-	-	-	-	-	21
Jordan Napier	3	-	-	-	-	-	-	-	-	18
Jude Wolfe	2	-	-	-	-	-	-	-	-	12
Louis Brown IV	2	-	-	-	-	-	-	-	-	12
Nick Lopez	-	1-3	8-8	-	-	-	-	-	-	11
JD Coffey III	1	-	-	-	-	-	-	-	-	6
Eric Butler	1	-	-	-	-	-	-	-	-	6
Tano Letuli	1	-	-	-	-	-	-	-	-	6
Michael Harrison	-	-	-	1	-	-	-	-	-	2
Total	16	6-9	14-15	1	0	0	0	0	0	130
Opponents	17	6-11	14-15	0	1	1	0	0	0	136

Field Goals

Player	fg	pct.	01-19	20-29	30-39	40-49	50-59	lg	blk
Gabriel Plascencia	5-6	83.3	0-0	3-3	0-0	1-2	1-1	50	0
Nick Lopez	1-3	33.3	0-0	1-2	0-1	0-0	0-0	29	0
Opponents	6-11	54.5	0-0	1-1	2-4	3-3	0-3	48	0

FG Sequence

Team Name	San Diego St.	Opponents
Central Mich.	33,28	(25),(34),(46)
California	(29)	62,(48),37
Tex. A&M-Commerce	(50),48	
Hawaii	(24),(43)	(30)
Wyoming	(22),(28)	50,(42)
Oregon St.		38,54

Numbers in (parentheses) indicate field goal was made

Punt Returns

Player	no.	yds	avg	td	lg
Mekhi Shaw	8	40	5.0	0	15
Jordan Napier	3	27	9.0	0	16
Mikey Welsh	2	3	1.5	0	3
Total	13	70	5.4	0	16
Opponents	10	59	5.9	0	14

Interceptions

Player	no.	yds	avg	td	lg
Jelani Whitmore	1	-5	-5.0	0	0
JD Coffey III	1	45	45.0	1	45
Bryce Phillips	1	68	68.0	0	68
Eric Butler	1	43	43.0	1	43
Chris Johnson	1	42	42.0	0	42
Tano Letuli	1	20	20.0	0	20
Total	6	213	35.5	2	68
Opponents	3	0	0.0	0	0

Kick Returns

Player	no.	yds	avg	td	lg
Ja'Shaun Poke	7	133	19.0	0	44
Trey White	1	0	0.0	0	0
Jordan Napier	1	12	12.0	0	12
Total	9	144	16.0	0	44
Opponents	11	168	15.3	0	22

Fumble Returns

Player	no.	yds	avg	td	lg
Tano Letuli	1	0	0.0	1	0
Brady Anderson	1	0	0.0	0	0
Krishna Clay	1	0	0.0	0	0
Total	3	0	0.0	1	0
Opponents	1	0	0.0	0	0

Total Offense

Player	g	plays	rush	pass	total	avg/g
Danny O'Neil	5	168	24	1045	1069	213.8
Marquez Cooper	6	151	670	0	670	111.7
Javance Tupou'ata-Johnson	2	38	5	156	161	80.5
Jaylon Armstead	4	13	42	0	42	10.5
Lucky Sutton	2	4	18	0	18	9.0
Cam Davis	2	4	11	0	11	5.5
Tyler Pastula	6	1	0	10	10	1.7
Jordan Napier	6	1	-5	0	-5	-0.8
Ja'Shaun Poke	6	3	-6	0	-6	-1.0
Team	6	0	-4	0	-4	-0.7
Total	6	384	755	1211	1966	327.7
Opponents	6	441	1003	1259	2262	377.0

Punting

Player	no.	yds	avg	lg	tb	fc	i20	50+	blk
Tyler Pastula	33	1528	46.3	75	6	7	11	10	0
Team	1	4	4.0	0	0	0	0	0	1
Total	34	1532	45.1	75	6	7	11	10	1
Opponents	29	1174	40.5	57	1	9	7	2	0

Kickoffs

Player	no.	yds	avg	tb	ob	retn	net	ydln
Gabriel Plascencia	22	1337	60.8	10	1			
Nick Lopez	6	339	56.5	3	0			
Total	28	1676	59.9	13	1	10	40.3	24
Opponents	29	1800	62.1	18	2	8	40.1	24

All Purpose

Player	g	rush	rcv	pr	kr	ir	total	avg/g
Marquez Cooper	6	670	58	0	0	0	728	121.3
Louis Brown IV	6	0	379	0	0	0	379	63.2
Ja'Shaun Poke	6	-6	190	0	133	0	317	52.8
Jordan Napier	6	-5	225	27	12	0	259	43.2
Nate Bennett	6	0	165	0	0	0	165	27.5
Jude Wolfe	6	0	127	0	0	0	127	21.2
Bryce Phillips	6	0	0	0	0	68	68	11.3
Jaylon Armstead	4	42	6	0	0	0	48	12.0
JD Coffey III	6	0	0	0	0	45	45	7.5
Eric Butler	6	0	0	0	0	43	43	7.2
Chris Johnson	6	0	0	0	-1	42	41	6.8
Michael Harrison	6	0	39	0	0	0	39	6.5
Mekhi Shaw	6	0	-2	40	0	0	38	6.3
Danny O'Neil	5	24	0	0	0	0	24	4.8
Tano Letuli	4	0	0	0	0	20	20	5.0
Lucky Sutton	2	18	0	0	0	0	18	9.0
Baylin Brooks	3	0	14	0	0	0	14	4.7
Cam Davis	2	11	0	0	0	0	11	5.5
Owen Chambliss	6	0	10	0	0	0	10	1.7
Javance Tupou'ata-Johnson	2	5	0	0	0	0	5	2.5
Mikey Welsh	1	0	0	3	0	0	3	3.0
Jelani Whitmore	6	0	0	0	0	-5	-5	-0.8
Team	6	-4	0	0	0	0	-4	-0.7
Total	6	755	1211	70	144	213	2393	398.8
Opponents	6	1003	1259	59	168	0	2489	414.8

2024 SAN DIEGO STATE STATISTICS

Team Defense

			Tackles				Sacks	Pass defense			Fumbles		blkd	
##	Player	gp	ua	a	tot	tfl/yds	no-yds	int-yds	brup	qbh	fr-yds	ff	kick	saf
11	JD Coffey III	6	19	14	33	.	.	1-45	1
47	Trey White	6	24	8	32	15-91	11-60	.	2	6	.	1	.	.
5	Owen Chambliss	6	14	13	27	.	.	.	1	2
1	Chris Johnson	6	20	7	27	.	.	1-42	3	1	.	3	.	.
9	Dalesean Staley	5	19	6	25
21	Tano Letuli	4	15	9	24	1.5-7	1-7	1-20	.	2	1-0	.	.	.
6	Eric Butler	6	18	6	24	1-3	.	1-43	2
44	Kyle Moretti	6	10	12	22	1-2	1-2
40	Krishna Clay	6	11	9	20	3.5-9	1-5	.	.	2	1-0	.	.	.
7	William Nimmo Jr.	6	12	5	17
0	Bryce Phillips	6	12	4	16	3-9	.	1-68
58	Cody Moon	6	7	8	15	1
24	Josh Hunter	6	12	3	15	1-2	.	.	2	1
17	Deshawn McCuin	5	9	4	13	1-2	.	.	4	1
56	DJ Herman	6	8	3	11	1-1	.	.	1	2
32	Marlem Louis	6	7	3	10	3.5-10	3.5-10
99	Tupu Alualu	6	3	7	10	2.5-12	2.5-12
30	Dominic Oliver	6	3	6	9	2.5-15	0.5-4	.	.	2
42	Brady Anderson	5	6	2	8	1.5-7	1-6	.	.	.	1-0	.	.	.
96	Ryan Henderson	6	5	3	8	2.5-18	2.5-18	.	.	1
93	Brady Nassar	6	5	3	8	1
97	Darrion Dalton	5	2	4	6	0.5-1
94	Teivis Tuioti	6	2	4	6	1-2	1-2
16	Jelani Whitmore	6	3	1	4	.	.	1--5	3
31	Jared Badie	2	2	1	3
10	Bennett Walker	3	1	2	3
22	Max Garrison	6	2	.	2
33	Ezekiel Larry	6	1	1	2
45	Wyatt Draeger	2	1	1	2
12	Jatavious Magee	6	1	1	2
27	Jelani McLaughlin	6	1	1	2
50	Ryan Wintermeyer	6	1	1	2
90	Sam Benjamin	6	1	.	1
29	Arnold Escano	6	1	.	1
	Totals	6	258	152	410	42-191	25-126	6-213	19	22	3-0	4	0	0

GAME SUMMARIES

Game	Score	Score by Quarters					First Downs				Rushing			Passing			Total Off.		Return	Punting	Fumbles	Pen.	Third	Avg.	
		1	2	3	4	OT	Tot	Ru	Pa	Pn	Att	Yds	TD	C-A-I	Yds	TD	Att	Yds	Yds	No-Avg.	No-Lost	No-Yds.	Downs	F. Pos.	ToP
SDSU	27	10	7	0	10	-	16	6	9	1	35	102	1	16-27-1	254	1	62	356	156	7-47.1	0-0	9-67	3-13	SDSU33	29:17
at Wyoming	24	7	7	3	7	-	19	7	9	3	41	190	2	12-31-2	181	1	72	371	0	7-42.4	0-0	7-60	6-16	WYO25	30:43
Hawai'i	24	3	7	7	7	-	24	8	13	3	29	84	0	26-44-1	272	3	73	356	74	3-45.7	0-0	7-66	8-14	UH17	30:56
at SDSU	27	3	14	3	7	-	27	5	12	2	34	99	2	24-33-0	224	1	67	323	76	6-36.4	0-0	9-104	6-16	SDSU36	29:04
SDSU	21	7	14	0	0	-	21	6	11	4	45	118	1	14-23-0	246	2	68	364	68	5-36.6	0-0	4-36	7-15	SDSU36	24:33
at Cent. Michigan	22	10	3	6	3	-	26	10	14	2	42	154	1	25-46-1	298	1	88	452	29	5-47.2	0-0	5-37	6-19	CMU22	35:27
SDSU	10	3	0	0	7	-	21	11	8	2	42	275	2	21-29-1	198	2	71	473	10	3-44.3	0-0	12-113	7-15	CAL31	32:45
at California	31	7	0	14	10	-	16	7	7	2	35	110	0	14-30-2	166	1	65	276	9	6-45.7	0-0	15-120	5-16	SDSU31	27:15
Oregon State	21	7	0	0	14	-	23	14	8	1	51	237	2	17-27-0	183	1	78	420	21	5-34.2	0-0	6-65	9-19	OSU26	41:07
at SDSU	0	0	0	0	0	-	7	1	5	1	25	72	0	11-24-0	107	0	49	179	4	8-34.4	1-1	8-80	2-12	SDSU30	18:53
A&M-Commerce	14	0	6	8	0	-	17	7	3	7	34	63	1	18-25-1	117	1	59	180	93	6-42.2	3-2	15-124	4-12	SDSU28	31:28
at SDSU	45	3	0	21	21	-	23	12	8	3	40	254	2	22-33-0	214	2	73	468	94	3-36.7	0-0	16-149	6-15	TAMC29	28:32

2024 RED ZONE STATISTICS

San Diego St. Inside Opponent Red-Zone

Date	Opponent	Score	Times	Times	Total			Rush	Pass	FGs	Failed to score inside RZ					
			In RZ	Scored	Pts	TDs	TDs	TDs	TDs	Made	FGA	Down	Int	Fumb	Half	Game
08/31/2024	Tex. A&M-Commerce	W 45-14	3	2	14	2	1	1	0	0	1	0	0	0	0	0
09/07/2024	Oregon St.	L 0-21	1	0	0	0	0	0	0	0	0	0	0	1	0	0
09/14/2024	at California	L 10-31	1	1	3	0	0	0	0	1	1	0	0	0	0	0
09/28/2024	at Central Mich.	L 21-22	4	2	14	2	1	1	0	0	2	0	0	0	0	0
10/05/2024	Hawaii	W 27-24	5	5	27	3	2	1	2	2	2	0	0	0	0	0
10/12/2024	at Wyoming	W 27-24	3	3	13	1	1	0	2	2	2	0	0	0	0	0
Totals 13 of 17 (76.5%)			17	13	71	8	5	3	5	8	0	0	1	0	0	0

Opponents Inside San Diego St. Red-Zone

Date	Opponent	Score	Times	Times	Total			Rush	Pass	FGs	Failed to score inside RZ					
			In RZ	Scored	Pts	TDs	TDs	TDs	TDs	Made	FGA	Down	Int	Fumb	Half	Game
08/31/2024	Tex. A&M-Commerce	W 45-14	2	2	14	2	1	1	0	0	0	0	0	0	0	0
09/07/2024	Oregon St.	L 0-21	2	2	14	2	2	0	0	0	0	0	0	0	0	0
09/14/2024	California	L 10-31	5	4	28	4	2	2	0	0	1	0	0	0	0	0
09/28/2024	Central Mich.	L 21-22	4	4	19	2	1	1	2	2	2	0	0	0	0	0
10/05/2024	Hawaii	W 27-24	2	2	10	1	0	1	1	1	1	0	0	0	0	0
10/12/2024	Wyoming	W 27-24	2	2	10	1	1	0	1	1	1	0	0	0	0	0
Totals 16 of 17 (94.1%)			17	16	95	12	7	5	4	5	0	0	0	0	0	0

2024 SAN DIEGO STATE GAME-BY-GAME STATISTICS

		Rushing				Receiving				Passing				Kick Returns				Punt Returns				tot		
Date	Opponent	no.	yds	td	lg	no.	yds	td	lg	cmp	att	int	yds	td	lg	no.	yds	td	lg	no.	yds	td	lg	off
08/31/2024	Tex. A&M-Commerce	40	254	2	47	22	214	2	44	22	33	0	214	2	44	3	46	0	44	2	3	0	3	468
09/07/2024	Oregon St.	25	72	0	10	11	107	0	35	11	24	0	107	0	35	0	0	0	0	2	4	0	5	179
09/14/2024	at California	35	110	0	17	14	166	1	40	14	30	2	166	1	40	1	10	0	11	2	-1	0	6	276
09/28/2024	at Central Mich.	45	118	1	47	14	246	2	43	14	23	0	246	2	43	1	0	0	0	1	0	0	0	364
10/05/2024	Hawaii	34	99	2	31	24	224	1	48	24	33	0	224	1	48	2	47	0	35	3	34	0	15	323
10/12/2024	at Wyoming	35	102	1	26	16	254	1	53	16	27	1	254	1	53	2	41	0	25	3	30	0	16	356
San Diego St.		214	755	6	47	101	1211	7	53	101	170	3	1211	7	53	9	144	0	44	13	70	0	16	1966
Opponents		239	1003	8	60	119	1259	9	70	119	202	6	1259	9	70	11	168	0	22	10	59	0	14	2262

San Diego St. Averages

Games	Avg/ rush	Avg/ catch	Pass effic	KR avg	PR avg	All purpose avg/game	Total offense avg/game
6	3.5	12.0	129.3	16.0	5.4	398.8	327.7

Date	Opponent	Tackles				Sacks		Fumble		Pass Defense				blkd	PAT attempts				off		
		ua	a	total	tfl-yds	no-yds	ff	fr-yds	int-yds	qbh	brup	kick	kick	rush	rcv	saf	t/o	pts			
08/31/2024	Tex. A&M-Commerce	47	18	65	8.0-47	5-15	2	2-0	1-45	2	3	0	4-5	1	0	0	13	45			
09/07/2024	Oregon St.	52	24	76	2.0-5	0-0	1	0-0	0-0	3	1	0	0-0	0	0	0	0	0			
09/14/2024	at California	34	36	70	7.0-32	6-30	0	0-0	1-20	0	3	0	1-1	0	0	0	0	10			
09/28/2024	at Central Mich.	47	34	81	8.0-31	3-13	1	1-0	1-68	9	6	0	3-3	0	0	0	7	21			
10/05/2024	Hawaii	41	18	59	9.0-40	5-34	0	0-0	1--5	8	4	0	3-3	0	0	0	7	27			
10/12/2024	at Wyoming	37	22	59	8.0-36	6-34	0	0-0	2-85	0	2	0	3-3	0	0	0	10	27			
San Diego St.		258	152	410	42.0-191	25-126	4	3-0	6-213	22	19	0	14-15	1	0	0	37	130			
Opponents		228	158	386	46.0-173	12-80	1	1-0	3-0	19	18	1	14-15	0	1	0	7	136			

		Punting										Field Goals				Kickoffs				
Date	Opponent	no.	yds	avg	long	blkd	tb	fc	50+	i20	md-att	long	blkd	no.	yds	avg	tb	ob		
08/31/2024	Tex. A&M-Commerce	3	110	36.7	40	0	0	1	0	0	1-2	50	0	8	474	59.3	2	1		
09/07/2024	Oregon St.	8	344	43.0	63	1	0	2	3	3	0-0	0	0	1	65	65.0	1	0		
09/14/2024	at California	6	274	45.7	54	0	2	2	2	2	1-1	29	0	3	143	47.7	1	0		
09/28/2024	at Central Mich.	5	236	47.2	52	0	2	0	1	2	0-2	0	0	4	240	60.0	2	0		
10/05/2024	Hawaii	5	238	47.6	65	0	0	1	2	2	2-2	43	0	6	364	60.7	1	0		
10/12/2024	at Wyoming	7	330	47.1	75	0	2	1	2	2	2-2	28	0	6	390	65.0	6	0		
San Diego St.		34	1532	45.1	75	1	6	7	10	11	6-9	50	0	28	1676	59.9	13	1		
Opponents		29	1174	40.5	57	0	1	9	2	7	6-11	48	0	29	1800	62.1	18	2		

2024 OPPONENT GAME-BY-GAME STATISTICS

		Rushing				Receiving				Passing				Kick Returns				Punt Returns				tot		
Date	Opponent	no.	yds	td	lg	no.	yds	td	lg	cmp	att	int	yds	td	lg	no.	yds	td	lg	no.	yds	td	lg	off
08/31/2024	Tex. A&M-Commerce	34	63	1	9	18	117	1	29	18-25-1	117	1	29	5	79	0	20	1	14	0	14		180	
09/07/2024	Oregon St.	51	237	2	23	17	183	1	41	17-27-0	183	1	41	0	0	0	0	3	21	0	10		420	
09/14/2024	at California	42	275	2	60	21	198	2	21	21-29-1	198	2	21	1	4	0	4	1	6	0	6		473	
09/28/2024	at Central Mich.	42	154	1	19	25	298	1	60	25-46-1	298	1	60	1	22	0	22	2	7	0	4		452	
10/05/2024	Hawaii	29	84	0	14	26	272	3	23	26-44-1	272	3	23	4	63	0	22	1	11	0	11		356	
10/12/2024	at Wyoming	41	190	2	51	12	191	1	70	12-31-2	191	1	70	0	0	0	0	2	0	0	0		381	
Opponents		239	1003	8	60	119	1259	9	70	119-202-6	1259	9	70	11	168	0	22	10	59	0	14		2262	
San Diego St.		214	755	6	47	101	1211	7	53	101-170-3	1211	7	53	9	144	0	44	13	70	0	16		1966	

Opponents Averages

Games	Avg/ rush	Avg/ catch	Pass effc	KR avg	PR avg	All purpose avg/game	Total offense avg/game
6	4.2	10.6	120.0	15.3	5.9	414.8	377.0

Date	Opponent	Tackles				Sacks no-yds	Fumble		Pass Defense			blkd kick	PAT attempts			off		
		ua	a	total	tfl-yds		ff	fr-yds	int-yds	qbh	brup		kick	rush	rcv	saf	t/o	pts
08/31/2024	Tex. A&M-Commerce	43	36	79	7.0-30	2-17	0	0-0	0-0	5	2	0	0-1	0	1	0	0	14
09/07/2024	Oregon St.	29	12	41	4.0-10	1-5	1	1-0	0-0	3	5	1	3-3	0	0	0	7	21
09/14/2024	at California	29	34	63	6.0-30	3-21	0	0-0	2-0	4	4	0	4-4	0	0	0	0	31
09/28/2024	at Central Mich.	39	34	73	10.0-34	4-23	0	0-0	0-0	3	3	0	1-1	0	0	0	0	22
10/05/2024	Hawaii	47	20	67	10.0-39	2-14	0	0-0	0-0	4	0	0	3-3	0	0	0	0	24
10/12/2024	at Wyoming	41	22	63	9.0-30	0-0	0	0-0	1-0	0	4	0	3-3	0	0	0	0	24
Opponents		228	158	386	46.0-173	12-80	1	1-0	3-0	19	18	1	14-15	0	1	0	7	136
San Diego St.		258	152	410	42.0-191	25-126	4	3-0	6-213	22	19	0	14-15	1	0	0	37	130

Date	Opponent	Punting										Field Goals			Kickoffs				
		no.	yds	avg	long	blkd	tb	fc	50+	i20	md-att	long	blkd	no.	yds	avg	tb	ob	
08/31/2024	Tex. A&M-Commerce	6	253	42.2	46	0	0	3	0	1	0-0	0	0	3	177	59.0	0	0	
09/07/2024	Oregon St.	5	171	34.2	45	0	0	1	0	3	0-2	0	0	4	260	65.0	4	0	
09/14/2024	at California	3	133	44.3	47	0	0	1	0	0	1-3	48	0	6	397	66.2	5	0	
09/28/2024	at Central Mich.	5	183	36.6	46	0	1	3	0	0	3-3	46	0	6	356	59.3	4	1	
10/05/2024	Hawaii	3	137	45.7	56	0	0	0	1	0	1-1	30	0	5	289	57.8	2	1	
10/12/2024	at Wyoming	7	297	42.4	57	0	0	1	1	3	1-2	42	0	5	321	64.2	3	0	
Opponents		29	1174	40.5	57	0	1	9	2	7	6-11	48	0	29	1800	62.1	18	2	
San Diego St.		34	1532	45.1	75	1	6	7	10	11	6-9	50	0	28	1676	59.9	13	1	

2024 GAME-BY-GAME COMPARISON

Opponent	Score	First Downs				Rushing Number-Yards	Passing		Total Offense Plays-Yards	Return Yards	Turn- Overs
		Total	Rush	Pass	Pen		Comp-Att-Int	Yards			
Tex. A&M-Commerce	45-14	23 / 17	12 / 7	8 / 3	3 / 7	40-254 / 34-63	22-33-0 / 18-25-1	214 / 117	73-468 / 59-180	94 / 93	0 / 3
Oregon St.	0-21	7 / 23	1 / 14	5 / 8	1 / 1	25-72 / 51-237	11-24-0 / 17-27-0	107 / 183	49-179 / 78-420	4 / 21	1 / 0
California	10-31	16 / 21	7 / 11	7 / 8	2 / 2	35-110 / 42-275	14-30-2 / 21-29-1	166 / 198	65-276 / 71-473	29 / 10	2 / 1
Central Mich.	21-22	21 / 26	6 / 10	11 / 14	4 / 2	45-118 / 42-154	14-23-0 / 25-46-1	246 / 298	68-364 / 88-452	68 / 29	0 / 2
Hawaii	27-24	19 / 24	5 / 8	12 / 13	2 / 3	34-99 / 29-84	24-33-0 / 26-44-1	224 / 272	67-323 / 73-356	76 / 74	0 / 1
Wyoming	27-24	16 / 19	6 / 7	9 / 9	1 / 3	35-102 / 41-190	16-27-1 / 12-31-2	254 / 191	62-356 / 72-381	156 / 0	1 / 2
Totals	130-136	102 / 130	37 / 57	52 / 55	13 / 18	214-755 / 239-1003	101-170-3 / 119-202-6	1211 / 1259	384-1966 / 441-2262	427 / 227	4 / 9

Opponents	3rd Down Conversion	4th Down Conversion	Time of Possession	TOP Margin	Avg Yds/Rush	Avg Yds/Pass	Avg Yds/Play	Punting Number-Avg	Penalties Number-Yards	Sacks
Tex. A&M-Commerce	6-15 / 4-12	2-4 / 1-2	28:32 / 31:28	-02:56	6.4 / 1.9	6.5 / 4.7	6.4 / 3.1	3-36.7 / 6-42.2	16-149.0 / 15-124.0	5 / 2
Oregon St.	2-12 / 9-19	0-1 / 2-3	18:53 / 41:07	-22:14	2.9 / 4.6	4.5 / 6.8	3.7 / 5.4	8-43.0 / 5-34.2	8-80.0 / 6-65.0	0 / 1
California	5-16 / 7-15	2-4 / 0-3	27:15 / 32:45	-05:30	3.1 / 6.5	5.5 / 6.8	4.2 / 6.7	6-45.7 / 3-44.3	15-120.0 / 12-113.0	6 / 3
Central Mich.	7-15 / 6-19	0-1 / 4-4	24:33 / 35:27	-10:54	2.6 / 3.7	10.7 / 6.5	5.4 / 5.1	5-47.2 / 5-36.6	4-36.0 / 5-37.0	3 / 4
Hawaii	6-16 / 8-14	3-3 / 1-2	29:04 / 30:56	-01:52	2.9 / 2.9	6.8 / 6.2	4.8 / 4.9	5-47.6 / 3-45.7	9-104.0 / 7-66.0	5 / 2
Wyoming	3-13 / 6-16	0-1 / 1-1	29:17 / 30:43	-01:26	2.9 / 4.6	9.4 / 6.2	5.7 / 5.3	7-47.1 / 7-42.4	9-67.0 / 7-63.0	6 / 0
Totals	29-87 / 40-95	7-14 / 9-15	157:34 / 202:26	-44:52	3.5 / 4.2	7.1 / 6.2	5.1 / 5.1	34-45.1 / 29-40.5	61-556.0 / 52-468.0	25 / 12

Note: Game totals are displayed in the format TEAM/OPPONENT for each category

2024 GAME-BY-GAME PASSING STATISTICS

#9 - Kyle Crum - QB

Date	Opponent	Cmp.	Att.	Pct.	Int.	TD	Yds.	Rtg.
A.31	Texas A&M-Commerce	-	-	-	-	-	-	-
S.7	Oregon State	-	-	-	-	-	-	-
S.14	at California	-	-	-	-	-	-	-
S.28	at Central Michigan	-	-	-	-	-	-	-
O.5	Hawai'i*	-	-	-	-	-	-	-
O.12	at Wyoming*	-	-	-	-	-	-	-
O.26	Washington State	-	-	-	-	-	-	-
N.1	at Boise State*	-	-	-	-	-	-	-
N.8	New Mexico*	-	-	-	-	-	-	-
N.16	at UNLV*	-	-	-	-	-	-	-
N.23	at Utah State*	-	-	-	-	-	-	-
N.30	Air Force*	-	-	-	-	-	-	-
2024 Totals		-	-	-	-	-	-	-
2023		0	0	0.0	0	0	0	0.00
2022		5	17	29.4	1	1	53	63.25
CAREER (3-0 GP-GS)		5	17	29.4	1	1	53	63.25

*. Mountain West game.

Career Highs: Completions: 5 at Utah (9/17/22); Attempts: 16 at Utah (9/17/22); Passing Yards: 53 at Utah (9/17/22); Passing Touchdowns: 1 at Utah (9/17/22); Long Pass: 18 at Utah (9/17/22); Completion Pct. (min. 12 att.): 31.3 (5-for-16) at Utah (9/17/22); Efficiency Rating (min. 12 att.): 67.20 at Utah (9/17/22).

#5 - Danny O'Neil - QB

Date	Opponent	Cmp.	Att.	Pct.	Int.	TD	Yds.	Rtg.
A.31	Texas A&M-Commerce	22	33	66.7	0	2	214	141.14
S.7	Oregon State	11	24	45.8	0	0	107	83.28
S.14	at California	-	-	-	-	-	-	-
S.28	at Central Michigan	14	23	60.9	0	2	246	179.41
O.5	Hawai'i*	24	33	72.7	0	1	224	139.75
O.12	at Wyoming*	16	27	59.2	1	1	254	143.10
O.26	Washington State	-	-	-	-	-	-	-
N.1	at Boise State*	-	-	-	-	-	-	-
N.8	New Mexico*	-	-	-	-	-	-	-
N.16	at UNLV*	-	-	-	-	-	-	-
N.23	at Utah State*	-	-	-	-	-	-	-
N.30	Air Force*	-	-	-	-	-	-	-
2024 Totals		87	140	62.1	1	6	1,045	137.56
CAREER (5-5 GP-GS)		87	140	62.1	1	6	1,045	137.56

*. Mountain West game.

2024/Career Highs: Completions: 24 vs. Hawai'i (10/5/24); Attempts: 33 vs. Hawai'i (10/5/24); vs. Texas A&M-Commerce (8/31/24); Passing Yards: 254 at Wyoming (10/12/24); Passing Touchdowns: 2 at Central Michigan (9/28/24); vs. Texas A&M-Commerce (8/31/24); Long Pass: 53 at Wyoming (10/12/24); Completion Pct. (min. 12 att.): 72.7 (24-for-33) vs. Hawai'i (10/5/24); Efficiency Rating (min. 12 att.): 179.41 at Central Michigan (9/28/24).

#10 - AJ Duffy - QB

Date	Opponent	Cmp.	Att.	Pct.	Int.	TD	Yds.	Rtg.
A.31	Texas A&M-Commerce	-	-	-	-	-	-	-
S.7	Oregon State	-	-	-	-	-	-	-
S.14	at California	-	-	-	-	-	-	-
S.28	at Central Michigan	-	-	-	-	-	-	-
O.5	Hawai'i*	-	-	-	-	-	-	-
O.12	at Wyoming*	-	-	-	-	-	-	-
O.26	Washington State	-	-	-	-	-	-	-
N.1	at Boise State*	-	-	-	-	-	-	-
N.8	New Mexico*	-	-	-	-	-	-	-
N.16	at UNLV*	-	-	-	-	-	-	-
N.23	at Utah State*	-	-	-	-	-	-	-
N.30	Air Force*	-	-	-	-	-	-	-
2024 Totals		-	-	-	-	-	-	-
2023		0	0	0.0	0	0	0	0.00
2022		2	7	28.6	0	1	26	106.91
CAREER (4-0 GP-GS)		2	7	28.6	0	1	26	106.91

*. Mountain West game.

Career Highs: Completions: 1 vs. Louisiana (11/19/22); vs. Duquesne (8/27/22); Attempts: 4 vs. Louisiana (11/19/22); Passing Yards: 16 vs. Louisiana (11/19/22); Passing Touchdowns: 1 vs. Louisiana (11/19/22); Long Pass: 16 vs. Louisiana (11/19/22).

#6 - Javance Tupou'ata-Johnson - QB

Date	Opponent	Cmp.	Att.	Pct.	Int.	TD	Yds.	Rtg.
A.31	Texas A&M-Commerce	0	0	0.0	0	0	0	0.0
S.7	Oregon State	-	-	-	-	-	-	-
S.14	at California	13	29	44.8	2	1	156	87.60
S.28	at Central Michigan	-	-	-	-	-	-	-
O.5	Hawai'i*	-	-	-	-	-	-	-
O.12	at Wyoming*	-	-	-	-	-	-	-
O.26	Washington State	-	-	-	-	-	-	-
N.1	at Boise State*	-	-	-	-	-	-	-
N.8	New Mexico*	-	-	-	-	-	-	-
N.16	at UNLV*	-	-	-	-	-	-	-
N.23	at Utah State*	-	-	-	-	-	-	-
N.30	Air Force*	-	-	-	-	-	-	-
2024 Totals		13	29	44.8	2	1	156	87.60
2023		0	0	0.0	0	0	0	0.00
CAREER (2-1 GP-GS)		13	29	44.8	2	1	156	87.60

*. Mountain West game.

2024/Career Highs: Completions: 13 at California (9/14/24); Attempts: 29 at California (9/14/24); Passing Yards: 156 at California (9/14/24); Passing Touchdowns: 1 at California (9/14/24); Long Pass: 40 at California (9/14/24); Completion Pct. (min. 12 att.): 44.8 (13-for-29) at California (9/14/24); Efficiency Rating (min. 12 att.): 87.60 at California (9/14/24).

2024 GAME-BY-GAME RECEIVING STATISTICS

#2 - Jaylon Armstead - RB

Date	Opponent	Rec.	Yds.	Avg.	TD	Lg.
A.31	Texas A&M-Commerce	0	0	0.0	0	0
S.7	Oregon State	0	0	0.0	0	0
S.14	at California	1	6	6.0	0	6
S.28	at Central Michigan	-did not play-				
O.5	Hawai'i*	-did not play-				
O.12	at Wyoming*	-did not play-				
O.26	Washington State	-did not play-				
N.1	at Boise State*					
N.8	New Mexico*					
N.16	at UNLV*					
N.23	at Utah State*					
N.30	Air Force*					
2024 Totals		1	6	6.0	0	6
2023		3	16	5.3	0	7
2022		0	0	0	0	0
2021		0	0	0	0	0
2020		0	0	0	0	0
CAREER (34-4 GP-GS)		4	22	5.5	0	7

* - Mountain West game.

Career Highs: Receptions: 1, four times; Receiving Yards: 7 at Oregon State (9/16/23); Long Reception: 7 at Oregon State (9/16/23); All-Purpose Yards: 134 at San Jose State (11/18/23); Total Touchdowns: 2 vs. Boise State (9/22/23).

2024 Highs: Receptions: 1 at California (9/14/24); Receiving Yards: 6 at California (9/14/24); Long Reception: 6 at California (9/14/24); All-Purpose Yards: 21 at California (9/14/24).

#4 - Louis Brown IV - WR

Date	Opponent	Rec.	Yds.	Avg.	TD	Lg.
A.31	Texas A&M-Commerce	3	91	30.3	1	44
S.7	Oregon State	2	45	22.5	0	35
S.14	at California	3	24	8.0	0	10
S.28	at Central Michigan	8	149	18.6	0	43
O.5	Hawai'i*	5	40	8.0	1	16
O.12	at Wyoming*	2	30	15.0	0	19
O.26	Washington State					
N.1	at Boise State*					
N.8	New Mexico*					
N.16	at UNLV*					
N.23	at Utah State*					
N.30	Air Force*					
2024 Totals		23	379	16.5	2	44
2023^		47	481	10.2	5	46
2022^		12	98	8.2	0	24
CAREER (28-15 GP-GS)		82	958	11.7	7	46

* - Mountain West game. ^ - at Colorado State.

Career Highs: Receptions: 10 at Colorado (9/16/23); Receiving Yards: 149 at Central Michigan (9/28/24); Receiving Touchdowns: 1, seven times; Long Reception: 46 at Colorado (9/16/23); All-Purpose Yards: 149 at Central Michigan (9/28/24); Total Touchdowns: 1, seven times.

2024 Highs: Receptions: 8 at Central Michigan (9/28/24); Receiving Yards: 149 at Central Michigan (9/28/24); Receiving Touchdowns: 1 vs. Texas A&M-Commerce (8/31/24), vs. Hawai'i (10/5/24); Long Reception: 44 vs. Texas A&M-Commerce (8/31/24); All-Purpose Yards: 149 at Central Michigan (9/28/24); Total Touchdowns: 1 vs. Texas A&M-Commerce (8/31/24), vs. Hawai'i (10/5/24).

#15 - Marquez Cooper - RB

Date	Opponent	No.	Yds.	Avg.	TD	Lg.
A.31	Texas A&M-Commerce	3	10	3.3	0	9
S.7	Oregon State	2	19	9.5	0	21
S.14	at California	1	1	1.0	0	1
S.28	at Central Michigan	0	0	0.0	0	0
O.5	Hawai'i*	4	28	7.0	0	12
O.12	at Wyoming*	0	0	0.0	0	0
O.26	Washington State					
N.1	at Boise State*					
N.8	New Mexico*					
N.16	at UNLV*					
N.23	at Utah State*					
N.30	Air Force*					
2024 Totals		10	58	5.8	0	21
2023%		19	164	8.6	0	26
2022^		8	94	11.8	0	27
2021^		10	95	9.5	0	20
2020^		1	14	14.0	0	14
CAREER (48-47 GP-GS)		44	397	9.0	0	27

* - Mountain West game. % - at Ball State. ^ - at Kent State

Career Highs: Receptions: 6 at Eastern Michigan (10/7/23); Receiving Yards: 61 at Eastern Michigan (10/7/23); Long Reception: 26 at Eastern Michigan (10/7/23); All-Purpose Yards: 259 vs. Ohio (10/1/22); Overall Touchdowns: 3 vs. Akron (11/17/20).

2024 Highs: Receptions: 3 vs. Texas A&M-Commerce (8/31/24); Receiving Yards: 19 vs. Oregon State (9/7/24); Long Reception: 21 vs. Oregon State (9/7/24); All-Purpose Yards: 233 vs. Texas A&M-Commerce (8/31/24); Total Touchdowns: 2 vs. Texas A&M-Commerce (8/31/24).

#11 - Nate Bennett - WR

Date	Opponent	Rec.	Yds.	Avg.	TD	Lg.
A.31	Texas A&M-Commerce	0	0	0.0	0	0
S.7	Oregon State	1	5	5.0	0	5
S.14	at California	1	11	11.0	0	11
S.28	at Central Michigan	1	34	34.0	0	34
O.5	Hawai'i*	4	74	18.5	0	48
O.12	at Wyoming*	1	41	41.0	0	41
O.26	Washington State					
N.1	at Boise State*					
N.8	New Mexico*					
N.16	at UNLV*					
N.23	at Utah State*					
N.30	Air Force*					
2024 Totals		8	165	20.6	0	48
2023^		14	169	12.1	0	31
2022^		47	517	11.0	0	48
2021^		49	605	12.3	4	44
CAREER (39-37 GP-GS)		119	1,467	12.3	4	48

* - Mountain West game. ^ - at Portland State.

Career Highs: Receptions: 9 vs. Weber State (10/15/22), at Weber State (11/6/21); Receiving Yards: 106 vs. Western Oregon (9/18/21); Receiving Touchdowns: 1, four times; Long Reception: 48 at San Jose State (9/1/22); All-Purpose Yards: 109 vs. Sacramento State (11/11/22); Total Touchdowns: 1, four times.

2024 Highs: Receptions: 4 vs. Hawai'i (10/5/24); Receiving Yards: 74 vs. Hawai'i (10/5/24); Long Reception: 41 at Wyoming (10/12/24); All-Purpose Yards: 74 vs. Hawai'i (10/5/24).

#23 - Kenan Christon - RB

Date	Opponent	No.	Yds.	Avg.	TD	Lg.
A.31	Texas A&M-Commerce	-out; injured-				
S.7	Oregon State	-out; injured-				
S.14	at California	-out; injured-				
S.28	at Central Michigan	-out; injured-				
O.5	Hawai'i*	-out; injured-				
O.12	at Wyoming*	-out; injured-				
O.26	Washington State					
N.1	at Boise State*					
N.8	New Mexico*					
N.16	at UNLV*					
N.23	at Utah State*					
N.30	Air Force*					
2024 Totals		-	-	-	-	-
2023		29	201	6.9	1	16
2022		9	207	23.0	2	73
2021^		0	0	0.0	0	0
2020^		2	0	0.0	0	0
2019^		11	126	11.5	3	58
CAREER (38-13 GP-GS)		51	534	10.4	6	73

* - Mountain West game. ^ - at USC.

Career Highs: Receptions: 8 vs. Utah State (11/4/23); Receiving Yards: 111 vs. Middle Tennessee (12/24/22); Receiving Touchdowns: 2 at Arizona State (11/9/19); Long Reception: 73 vs. Middle Tennessee (12/24/22); All-Purpose Yards: 152 vs. Boise State (9/22/23); Total Touchdowns: 2 at Arizona State (11/9/19), vs. Arizona (10/19/19).

#29 - Cam Davis - RB

Date	Opponent	No.	Yds.	Avg.	TD	Lg.
A.31	Texas A&M-Commerce	-did not play-				
S.7	Oregon State	-did not play-				
S.14	at California	-did not play-				
S.28	at Central Michigan	0	0	0.0	0	0
O.5	Hawai'i*	-did not play-				
O.12	at Wyoming*	0	0	0.0	0	0
O.26	Washington State					
N.1	at Boise State*					
N.8	New Mexico*					
N.16	at UNLV*					
N.23	at Utah State*					
N.30	Air Force*					
2024 Totals		0	0	0	0	0
2023		16	53	3.3	0	16
2022		4	10	2.5	0	6
2021		0	0	0.0	0	0
CAREER (29-1 GP-GS)		20	63	3.2	0	16

* - Mountain West game.

Career Highs: Receptions: 3 at Colorado State (11/11/23); Receiving Yards: 18 at Colorado State (11/11/23); Long Reception: 16 at Hawai'i (10/14/23); All-Purpose Yards: 85 at Colorado State (11/11/23); Overall Touchdowns: 1 vs. Idaho State (9/10/22).

2024 Highs: All-Purpose Yards: 7 at Wyoming (10/12/24).

2024 GAME-BY-GAME RECEIVING/RETURN STATISTICS

#87 - Michael Harrison - TE

Date	Opponent	Rec.	Yds.	Avg.	TD	Lng.
A.31	Texas A&M-Commerce	3	22	7.3	0	9
S.7	Oregon State	1	2	2.0	0	2
S.14	at California	1	15	15.0	0	15
S.28	at Central Michigan	0	0	0.0	0	0
O.5	Hawai'i*	0	0	0.0	0	0
O.12	at Wyoming*	0	0	0.0	0	0
O.26	Washington State					
N.1	at Boise State*					
N.8	New Mexico*					
N.16	at UNLV*					
N.23	at Utah State*					
N.30	Air Force*					
2024 Totals		5	39	7.8	0	15
2023^		31	284	9.2	5	25
2022^		2	12	6.0	0	9
2021^		0	0	0.0	0	0
2020^		0	0	0.0	0	0
CAREER (42-6 GP-GS)		38	335	8.8	5	25

* - Mountain West game. ^ - at Colorado.

Career Highs: Receptions: 7 vs. Colorado State (9/16/23); Receiving Yards: 76 vs. Colorado State (9/16/23); Receiving Touchdowns: 2 vs. Colorado State (9/16/23); Long Reception: 25 at Utah (11/25/23); All-Purpose Yards: 76 vs. Colorado State (9/16/23); Total Touchdowns: 2 vs. Colorado State (9/16/23).

2024 Highs: Receptions: 3 vs. Texas A&M-Commerce (8/31/24); Receiving Yards: 22 vs. Texas A&M-Commerce (8/31/24); Long Reception: 15 at California (9/14/24); All-Purpose Yards: 22 vs. Texas A&M-Commerce (8/31/24).

#3 - Ja'Shaun Poke - WR

Date	Opponent	Rec.	Yds.	Avg.	TD	Lng.
A.31	Texas A&M-Commerce	6	30	5.0	0	9
S.7	Oregon State	3	25	8.3	0	9
S.14	at California	1	14	14.0	0	14
S.28	at Central Michigan	2	23	11.5	0	13
O.5	Hawai'i*	4	38	9.5	0	15
O.12	at Wyoming*	8	60	7.5	0	19
O.26	Washington State					
N.1	at Boise State*					
N.8	New Mexico*					
N.16	at UNLV*					
N.23	at Utah State*					
N.30	Air Force*					
2024 Totals		24	190	7.9	0	19
2023%		2	11	5.5	0	11
2022^		31	362	11.7	1	46
2021^		26	315	12.1	1	42
2020^		21	326	15.5	3	55
2019^		3	30	10.0	0	12
CAREER (43-23 GP-GS)		107	1,234	11.5	5	55

* - Mountain West game. % - at West Virginia. ^ - at Kent State.

Career Highs: Receptions: 13 vs. Ball State (11/1/22); Receiving Yards: 124 at Buffalo (11/28/20); Receiving Touchdowns: 2 at Bowling Green (11/10/20); Long Reception: 55 at Bowling Green (11/10/20); All-Purpose Yards: 199 at Central Michigan (11/10/21); Total Touchdowns: 2 at Bowling Green (11/10/20).

2024 Highs: Receptions: 8 at Wyoming (10/12/24); Receiving Yards: 60 at Wyoming (10/12/24); All-Purpose Yards: 105 at Wyoming (10/12/24).

#14 - Phillippe Wesley - WR

Date	Opponent	Rec.	Yds.	Avg.	TD	Lng.
A.31	Texas A&M-Commerce	-	-	-	-	-
S.7	Oregon State	-	-	-	-	-
S.14	at California	-	-	-	-	-
S.28	at Central Michigan	-	-	-	-	-
O.5	Hawai'i*	-	-	-	-	-
O.12	at Wyoming*	-	-	-	-	-
O.26	Washington State					
N.1	at Boise State*					
N.8	New Mexico*					
N.16	at UNLV*					
N.23	at Utah State*					
N.30	Air Force*					
2024 Totals		-	-	-	-	-
2023		11	124	11.3	0	17
2022		1	9	9.0	0	9
CAREER (12-3 GP-GS)		4	133	11.1	0	17

* - Mountain West game.

Career Highs: Receptions: 4 at San Jose State (11/18/23); Receiving Yards: 48 at San Jose State (11/18/23); Long Reception: 17 at Oregon State (9/16/23); All-Purpose Yards: 48 at San Jose State (11/18/23).

#19 - Jordan Napier - WR

Date	Opponent	Rec.	Yds.	Avg.	TD	Lng.
A.31	Texas A&M-Commerce	3	40	13.3	1	29
S.7	Oregon State	0	0	0.0	0	0
S.14	at California	2	53	26.5	1	40
S.28	at Central Michigan	0	0	0.0	0	0
O.5	Hawai'i*	5	41	8.2	0	19
O.12	at Wyoming*	4	91	22.8	1	53
O.26	Washington State					
N.1	at Boise State*					
N.8	New Mexico*					
N.16	at UNLV*					
N.23	at Utah State*					
N.30	Air Force*					
2024 Totals		14	225	16.5	3	53
2023		1	-2	-2.0	0	-2
CAREER (10-0 GP-GS)		15	223	14.9	3	53

* - Mountain West game.

2024/Career Highs: Receptions: 5 vs. Hawai'i (10/5/24); Receiving Yards: 91 at Wyoming (10/12/24); Receiving Touchdowns: 1 vs. Texas A&M-Commerce (8/31/24), at California (9/14/24), at Wyoming (10/12/24); Long Reception: 53 at Wyoming (10/12/24); All-Purpose Yards: 107 at Wyoming (10/12/24); Total Touchdowns: 1 vs. Texas A&M-Commerce (8/31/24), at California (9/14/24), at Wyoming (10/12/24).

#83 - Mekhi Shaw - WR

Date	Opponent	Rec.	Yds.	Avg.	TD	Lng.
A.31	Texas A&M-Commerce	0	0	0.0	0	0
S.7	Oregon State	0	0	0.0	0	0
S.14	at California	0	0	0.0	0	0
S.28	at Central Michigan	0	0	0.0	0	0
O.5	Hawai'i*	1	-2	-2.0	0	0
O.12	at Wyoming*	0	0	0.0	0	0
O.26	Washington State					
N.1	at Boise State*					
N.8	New Mexico*					
N.16	at UNLV*					
N.23	at Utah State*					
N.30	Air Force*					
2024 Totals		1	-2	-2.0	0	0
2023		28	375	13.4	2	69
2022		29	349	12.0	3	51
2021		4	42	10.5	0	15
CAREER (40-13 GP-GS)		62	764	12.3	5	69

* - Mountain West game.

Career Highs: Receptions: 6 at Hawai'i (10/14/23), at New Mexico (11/18/22); Receiving Yards: 126 at Hawai'i (10/14/23); Receiving Touchdowns: 2 at New Mexico (11/18/22); Long Reception: 69 at Hawai'i (10/14/23); All-Purpose Yards: 140 at Hawai'i (10/14/23); Total Touchdowns: 2 at New Mexico (11/18/22).

2024 Highs: Receptions: 1 vs. Hawai'i (10/5/24); Receiving Yards: -2 vs. Hawai'i (10/5/24); All-Purpose Yards: 20 vs. Hawai'i (10/5/24).

#18 - Jude Wolfe - TE

Date	Opponent	Rec.	Yds.	Avg.	TD	Lng.
A.31	Texas A&M-Commerce	3	14	4.7	0	6
S.7	Oregon State	1	4	4.0	0	4
S.14	at California	3	32	10.7	0	18
S.28	at Central Michigan	3	40	13.3	2	26
O.5	Hawai'i*	1	5	5.0	0	5
O.12	at Wyoming*	1	32	32.0	0	32
O.26	Washington State					
N.1	at Boise State*					
N.8	New Mexico*					
N.16	at UNLV*					
N.23	at Utah State*					
N.30	Air Force*					
2024 Totals		12	127	10.6	2	32
2023^		2	5	2.5	1	3
2022^		0	0	0.0	0	0
2021^		8	56	7.0	0	18
2020^		2	5	2.5	0	4
2019^		0	0	0.0	0	0
CAREER (39-6)		24	193	8.0	3	32

* - Mountain West game. ^ - at USC.

2024/Career Highs: Receptions: 3 at Central Michigan (9/28/24), at California (9/14/24), vs. Texas A&M-Commerce (8/31/24); Receiving Yards: 40 at Central Michigan (9/28/24); Receiving Touchdowns: 2 at Central Michigan (9/28/24); Long Reception: 32 at Wyoming (10/12/24); All-Purpose Yards: 40 at Central Michigan (9/28/24); Total Touchdowns: 2 at Central Michigan (9/28/24).

2024 GAME-BY-GAME RUSHING STATISTICS

#2 - Jaylon Armstead - RB

Date	Opponent	No.	Yds.	Avg.	TD	Lg.
A.31	Texas A&M-Commerce	5	9	1.8	0	7
S.7	Oregon State	7	18	2.6	0	7
S.14	at California	1	15	15.0	0	15
S.28	at Central Michigan	-did not play-				
O.5	Hawai'i*	-did not play-				
O.12	at Wyoming*	-did not play-				
O.26	Washington State					
N.1	at Boise State*					
N.8	New Mexico*					
N.16	at UNLV*					
N.23	at Utah State*					
N.30	Air Force*					
2024 Totals		13	42	3.2	0	15
2023		103	448	4.4	8	48
2022		52	313	6.0	2	61
2021		24	75	3.1	0	8
2020		1	5	5.0	0	5
CAREER (34-4 GP-GS)		193	883	4.6	10	61

*. Mountain West game.

Career Highs: Carries: 21 at San Jose State (11/18/23); Rushing Yards: 134 at San Jose State (11/18/23); Rushing Touchdowns: 2 vs. Boise State (9/22/23); Long Rush: 61 vs. Idaho State (9/10/22); Rushing Average (min. 5 att.): 9.2 vs. Idaho State (9/10/22); All-Purpose Yards: 134 at San Jose State (11/18/23); Total Touchdowns: 2 vs. Boise State (9/22/23).

2024 Highs: Carries: 7 vs. Oregon State (9/7/24); Rushing Yards: 18 vs. Oregon State (9/7/24); Long Rush: 15 at California (9/14/24); Rushing Average (min. 5 att.): 2.6 vs. Oregon State (9/14/24); All-Purpose Yards: 21 at California (9/14/24).

#15 - Marquez Cooper - RB

Date	Opponent	No.	Yds.	Avg.	TD	Lg.
A.31	Texas A&M-Commerce	27	223	8.3	2	47
S.7	Oregon State	13	53	4.1	0	10
S.14	at California	22	87	4.0	0	17
S.28	at Central Michigan	34	111	3.3	1	47
O.5	Hawai'i*	30	109	3.6	2	31
O.12	at Wyoming*	25	87	3.5	1	26
O.26	Washington State					
N.1	at Boise State*					
N.8	New Mexico*					
N.16	at UNLV*					
N.23	at Utah State*					
N.30	Air Force*					
2024 Totals		151	670	4.4	6	47
2023%		227	1,043	4.6	4	39
2022^		285	1,326	4.7	13	46
2021^		241	1,205	5.0	11	66
2020^		56	282	5.0	5	19
CAREER (48-47 GP-GS)		960	4,526	4.7	39	66

*. Mountain West game. % - at Ball State. ^ - at Kent State

Career Highs: Carries: 40 vs. Ohio (10/1/22); Rushing Yards: 240 vs. Ohio (10/1/22); Rushing Touchdowns: 3 vs. Akron (11/17/20); Long Rush: 66 vs. VMI (9/11/21); Rushing Average (min. 5 att.): 9.9 vs. VMI (9/11/21); All-Purpose Yards: 259 vs. Ohio (10/1/22); Overall Touchdowns: 3 vs. Akron (11/17/20).

2024 Highs: Carries: 34 at Central Michigan (9/28/24); Rushing Yards: 223 vs. Texas A&M-Commerce (8/31/24); Rushing Touchdowns: 2 vs. Texas A&M-Commerce (8/31/24); Long Rush: 47 vs. Texas A&M-Commerce (8/31/24), at Central Michigan (9/28/24); Rushing Average (min. 5 att.): 8.3 vs. Texas A&M-Commerce (8/31/24); All-Purpose Yards: 233 vs. Texas A&M-Commerce (8/31/24); Total Touchdowns: 2 vs. Texas A&M-Commerce (8/31/24).

#5 - Danny O'Neil - QB

Date	Opponent	No.	Yds.	Avg.	TD	Lg.
A.31	Texas A&M-Commerce	5	18	3.6	0	28
S.7	Oregon State	5	1	0.2	0	4
S.14	at California	-out; injury-				
S.28	at Central Michigan	9	7	0.8	0	9
O.5	Hawai'i*	4	-10	-2.5	0	3
O.12	at Wyoming*	6	4	0.7	0	9
O.26	Washington State					
N.1	at Boise State*					
N.8	New Mexico*					
N.16	at UNLV*					
N.23	at Utah State*					
N.30	Air Force*					
2024 Totals		28	24	0.9	0	28
CAREER (5-5 GP-GS)		28	24	0.9	0	28

*. Mountain West game.

2024/Career Highs: Carries: 9 at Central Michigan (9/28/24); Rushing Yards: 18 vs. Texas A&M-Commerce (8/31/24); Long Rush: 28 vs. Texas A&M-Commerce (8/31/24); Rushing Average (min. 5 att.): 3.6 vs. Texas A&M-Commerce (8/31/24).

#23 - Kenan Christon - RB

Date	Opponent	No.	Yds.	Avg.	TD	Lg.
A.31	Texas A&M-Commerce	-out; injury-				
S.7	Oregon State	-out; injury-				
S.14	at California	-out; injury-				
S.28	at Central Michigan	-out; injury-				
O.5	Hawai'i*	-out; injury-				
O.12	at Wyoming*	-out; injury-				
O.26	Washington State					
N.1	at Boise State*					
N.8	New Mexico*					
N.16	at UNLV*					
N.23	at Utah State*					
N.30	Air Force*					
2024 Totals		-	-	-	-	-
2023		96	378	3.9	0	39
2022		71	261	3.7	1	49
2021^		0	0	0.0	0	0
2020^		10	70	7.0	0	47
2019^		68	373	5.5	2	55
CAREER (38-13 GP-GS)		245	1,110	4.5	3	55

*. Mountain West game. ^ - at USC.

Career Highs: Carries: 20 at Arizona State (11/9/19); Rushing Yards: 103 vs. Arizona (10/19/19); Rushing Touchdowns: 2 vs. Arizona (10/19/19); Long Rush: 55 vs. Arizona (10/19/19); All-Purpose Yards: 152 vs. Boise State (9/22/23); Total Touchdowns: 2 at Arizona State (11/9/19), vs. Arizona (10/19/19).

#29 - Cam Davis - RB

Date	Opponent	No.	Yds.	Avg.	TD	Lg.
A.31	Texas A&M-Commerce	-did not play-				
S.7	Oregon State	-did not play-				
S.14	at California	-did not play-				
S.28	at Central Michigan	1	4	4.0	0	4
O.5	Hawai'i*	-did not play-				
O.12	at Wyoming*	3	7	2.3	0	4
O.26	Washington State					
N.1	at Boise State*					
N.8	New Mexico*					
N.16	at UNLV*					
N.23	at Utah State*					
N.30	Air Force*					
2024 Totals		4	11	2.8	0	4
2023		52	225	4.3	0	25
2022		46	151	3.3	1	17
2021		0	0	0.0	0	0
CAREER (29-1 GP-GS)		102	387	3.8	1	25

*. Mountain West game.

Career Highs: Carries: 10 at Hawai'i (10/14/23); Rushing Yards: 67 at Colorado State (11/11/23); Rushing Touchdowns: 1 vs. Idaho State (9/10/22); Long Rush: 25 at Hawai'i (10/14/23); Rushing Average (min. 5 att.): 7.4 at Colorado State (11/11/23); All-Purpose Yards: 85 at Colorado State (11/11/23); Overall Touchdowns: 1 vs. Idaho State (9/10/22).

2024 Highs: Carries: 3 at Wyoming (10/12/24); Rushing Yards: 7 at Wyoming (10/12/24); Long Rush: 4, at Central Michigan (9/28/24), at Wyoming (10/12/24); All-Purpose Yards: 7 at Wyoming (10/12/24).

#3 - Ja'Shaun Poke - WR

Date	Opponent	No.	Yds.	Avg.	TD	Lg.
A.31	Texas A&M-Commerce	1	-6	-6.0	0	0
S.7	Oregon State	0	0	0.0	0	0
S.14	at California	0	0	0.0	0	0
S.28	at Central Michigan	1	-4	-4.0	0	0
O.5	Hawai'i*	0	0	0.0	0	0
O.12	at Wyoming*	1	4	4.0	0	4
O.26	Washington State					
N.1	at Boise State*					
N.8	New Mexico*					
N.16	at UNLV*					
N.23	at Utah State*					
N.30	Air Force*					
2024 Totals		3	-6	-2.0	0	4
2023%		0	0	0.0	0	0
2022^		2	7	3.5	1	10
2021^		7	40	5.7	0	25
2020^		3	1	0.3	0	7
2019^		1	18	18.0	0	18
CAREER (43-22 GP-GS)		16	60	3.8	1	25

*. Mountain West game. % - at West Virginia. ^ - at Kent State.

Career Highs: Carries: 3 at Central Michigan (11/10/21); Rushing Yards: 33 at Central Michigan (11/10/21); Rushing Touchdowns: 1 at Buffalo (11/26/22); Long Rush: 25 at Central Michigan (11/10/21); All-Purpose Yards: 199 at Central Michigan (11/10/21); Overall Touchdowns: 2 at Bowling Green (11/10/20).

2024 Highs: Carries: 1 vs. Texas A&M-Commerce (8/31/24), at Central Michigan (9/28/24), at Wyoming (10/12/24); Rushing Yards: 4 at Wyoming (10/12/24); Long Rush: 4 at Wyoming (10/12/24); All-Purpose Yards: 199 at Central Michigan (11/10/21); Overall Touchdowns: 2 at Bowling Green (11/10/20).

2024 GAME-BY-GAME RUSHING/RETURNING STATISTICS

#7 - Lucky Sutton - RB

Date	Opponent	No.	Yds.	Avg.	TD	Lg.
A.31	Texas A&M-Commerce	1	3	3.0	0	3
S.7	Oregon State	-did not play-				
S.14	at California	3	15	5.0	0	9
S.28	at Central Michigan	-did not play-				
O.5	Hawai'i*	-did not play-				
O.12	at Wyoming*	-did not play-				
O.26	Washington State					
N.1	at Boise State*					
N.8	New Mexico*					
N.16	at UNLV*					
N.23	at Utah State*					
N.30	Air Force*					
2024 Totals		4	18	4.5	0	9
2023		30	157	5.2	2	62
2022		2	8	4.0	0	4
CAREER (8-0 GP-GS)		36	183	5.1	2	62

*- Mountain West game.

Career Highs: Carries: 12 vs. Nevada (10/21/23); Rushing Yards: 86 vs. Utah State (11/4/23); Rushing Touchdowns: 2 at Hawai'i (10/14/23); Long Rush: 62 vs. Utah State (11/4/23); Rushing Average (min. 5 att.): 7.8 vs. Utah State (11/4/23); All-Purpose Yards: 86 vs. Utah State (11/4/23); Overall Touchdowns: 2 at Hawai'i (10/14/23).

2024 Highs: Carries: 3 at California (9/14/24); Rushing Yards: 15 at California (9/14/24); Long Rush: 9 at California (9/14/24); All-Purpose Yards: 15 at California (9/14/24).

#6 - Javance Tupou'ata-Johnson - QB

Date	Opponent	No.	Yds.	Avg.	TD	Lg.
A.31	Texas A&M-Commerce	1	7	7.0	0	7
S.7	Oregon State	-did not play-				
S.14	at California	8	-2	-0.2	0	13
S.28	at Central Michigan	-did not play-				
O.5	Hawai'i*	-did not play-				
O.12	at Wyoming*	-did not play-				
O.26	Washington State					
N.1	at Boise State*					
N.8	New Mexico*					
N.16	at UNLV*					
N.23	at Utah State*					
N.30	Air Force*					
2024 Totals		9	5	0.6	0	13
CAREER (2-1 GP-GS)		9	5	0.6	0	13

*- Mountain West game.

2024/Career Highs: Carries: 8 at California (9/14/24); Rushing Yards: 7 vs. Texas A&M-Commerce (8/31/24); Long Rush: 13 at California (9/14/24).

#23 - Kenan Christon - RB/KR

Date	Opponent	No.	Yds.	Avg.	TD	Lg.
A.31	Texas A&M-Commerce	-out; injury-				
S.7	Oregon State	-out; injury-				
S.14	at California	-out; injury-				
S.28	at Central Michigan	-out; injury-				
O.5	Hawai'i*	-out; injury-				
O.12	at Wyoming*					
O.26	Washington State					
N.1	at Boise State*					
N.8	New Mexico*					
N.16	at UNLV*					
N.23	at Utah State*					
N.30	Air Force*					
2024 Totals		15	331	22.1	0	71
2023		3	36	12.0	0	21
2022		1	17	17.0	0	17
2021^		0	0	0.0	0	0
2020^		1	20	20.0	0	20
2019^		20	404	20.2	0	71

*- Mountain West game. ^ - at USC.

Career Highs: Kick Returns: 3 vs. Boise State (9/22/23), at No. 16/17 Oregon State (9/16/23); Kick Return Yards: 104 vs. Boise State (9/22/23); Long Kick Return: 71 vs. Boise State (9/22/23); Punt Returns: 2 vs. UCLA (9/9/23); Punt Return Yards: 41 vs. UCLA (9/9/23); Long Punt Return: 22 vs. UCLA (9/9/23); All-Purpose Yards: 152 vs. Boise State (9/22/23); Total Touchdowns: 2 at Arizona State (11/9/19), vs. Arizona (10/19/19).

#3 - Ja'Shaun Poke - WR/KR

Date	Opponent	No.	Yds.	Avg.	TD	Lg.
A.31	Texas A&M-Commerce	3	46	15.3	0	44
S.7	Oregon State	0	0	0.0	0	0
S.14	at California	1	11	11.0	0	11
S.28	at Central Michigan	0	0	0.0	0	0
O.5	Hawai'i*	1	35	35.0	0	35
O.12	at Wyoming*	2	41	20.5	0	25
O.26	Washington State					
N.1	at Boise State*					
N.8	New Mexico*					
N.16	at UNLV*					
N.23	at Utah State*					
N.30	Air Force*					
2024 Totals		7	133	19.0	0	44
2023%		0	0	0.0	0	0
2022^		15	411	27.4	0	46
2021^		24	565	23.5	0	50
2020^		4	101	25.3	0	39
2019^		1	33	33.0	0	33
CAREER		51	1,243	24.4	0	50

*- Mountain West game. % - at West Virginia. ^ - at Kent State.

Career Highs: Kick Returns: 7 at Western Michigan (10/16/21); Kick Return Yards: 175 at Western Michigan (10/16/21); Long Kick Return: 50 at Central Michigan (11/10/21); Punt Returns: 1 at Buffalo (11/26/22); Punt Return Yards: 19 at Buffalo (11/26/22); Long Punt Return: 19 at Buffalo (11/26/22); All-Purpose Yards: 199 at Central Michigan (11/10/21); Total Touchdowns: 2 at Bowling Green (11/10/20).

2024 Highs: Kick Returns: 3 vs. Texas A&M-Commerce (8/31/24); Kick Return Yards: 46 vs. Texas A&M-Commerce (8/31/24); Long Kick Return: 44 vs. Texas A&M-Commerce (8/31/24); All-Purpose Yards: 105 at Wyoming (10/12/24).

#19 - Jordan Napier - WR/PR

Date	Opponent	No.	Yds.	Avg.	TD	Lg.
A.31	Texas A&M-Commerce	0	0	0.0	0	0
S.7	Oregon State	1	-1	-1.0	0	-1
S.14	at California	0	0	0.0	0	0
S.28	at Central Michigan	0	0	0.0	0	0
O.5	Hawai'i*	1	12	12.0	0	12
O.12	at Wyoming*	1	16	16.0	0	16
O.26	Washington State					
N.1	at Boise State*					
N.8	New Mexico*					
N.16	at UNLV*					
N.23	at Utah State*					
N.30	Air Force*					
2024 Totals		3	27	9.0	0	16
2023		0	0	0.0	0	0
CAREER		3	27	9.0	0	16

*- Mountain West game.

Career Highs: Punt Returns: 1 at Wyoming (10/12/24), vs. Hawai'i (10/5/24), vs. Oregon State (9/7/24); Punt Return Yards: 16 at Wyoming (10/12/24); Long Punt Return: 16 at Wyoming (10/12/24); Kick Returns: 1 vs. Hawai'i (10/5/24); Kick Return Yards: 12 vs. Hawai'i (10/5/24); Long Kick Return: 12 vs. Hawai'i (10/5/24); All-Purpose Yards: 107 at Wyoming (10/12/24); Total Touchdowns: 1 vs. Texas A&M-Commerce (8/31/24), at California (9/14/24), at Wyoming (10/12/24).

#83 - Mekhi Shaw - WR/PR

Date	Opponent	Rec.	Yds.	Avg.	TD	Lg.
A.31	Texas A&M-Commerce	0	0	0.0	0	0
S.7	Oregon State	1	5	5.0	0	5
S.14	at California	2	-1	-0.5	0	6
S.28	at Central Michigan	1	0	0.0	0	0
O.5	Hawai'i*	2	22	11.0	0	15
O.12	at Wyoming*	2	14	7.0	0	8
O.26	Washington State					
N.1	at Boise State*					
N.8	New Mexico*					
N.16	at UNLV*					
N.23	at Utah State*					
N.30	Air Force*					
2024 Totals		8	40	5.0	0	15
2023		14	101	7.2	0	15
2022		2	-3	-1.5	0	0
2021		0	0	0.0	0	0
CAREER		24	138	5.8	0	15

*- Mountain West game.

Career Highs: Punt Returns: 4 vs. Utah State (11/4/23); Punt Return Yards: 30 vs. Utah State (11/4/23); Long Punt Return: 15 vs. Hawai'i (10/5/24), vs. UCLA (9/9/23); All-Purpose Yards: 140 at Hawai'i (10/14/23).

2024 Highs: Punt Returns: 2 at Wyoming (10/12/24), 2 vs. Hawai'i (10/12/24), at California (9/14/24); Punt Return Yards: 22 vs. Hawai'i (10/5/24); Long Punt Return: 15 vs. Hawai'i (10/5/24); All-Purpose Yards: 20 vs. Hawai'i (10/5/24).

2024 GAME-BY-GAME PUNTING STATISTICS

#13 - Tyler Pastula - P

Date	Opponent	No.	Yards	Avg.	Long	TB	FC	In.20	50+	Blk.	Net Yds.	Net Avg.
A.31	Texas A&M-Commerce	3	110	36.7	40	0	1	0	0	0	96	32.0
S.7	Oregon State	7	340	48.6	63	0	2	3	3	1	319	45.6
S.14	at California	6	274	45.7	54	2	2	2	2	0	228	38.0
S.28	at Central Michigan	5	236	47.2	52	2	0	2	1	0	189	37.8
O.5	Hawai'i*	5	238	47.6	65	0	1	2	2	0	227	45.4
O.12	at Wyoming*	7	330	47.1	75	2	1	2	2	0	290	41.4
O.26	Washington State											
N.1	at Boise State*											
N.8	New Mexico*											
N.16	at UNLV*											
N.23	at Utah State*											
N.30	Air Force*											
2024 Totals		33	1,528	46.3	75	6	7	11	10	1	1,349	40.9
2023%		61	2,602	42.7	68	6	15	16	13	1	2,263	37.1
2022%		42	1,798	42.8	73	3	14	15	7	1	1,566	37.3
2021^		62	2,637	42.5	56	3	19	24	13	1	2,238	36.1
2020^		37	1,424	39.6	69	2	9	10	4	3	1,243	33.6
CAREER		227	9,659	42.6	73	16	64	74	45	7	8,369	36.9

* - Mountain West game. % - at UAlbany. ^ - at Delaware.

Career Highs: Punts: 9 at Baylor (9/3/22), vs. James Madison (10/23/21); Punt Yards: 406 at Baylor (9/3/22); Punt Avg (min. 2 attempts): 48.6 vs. Oregon State (9/7/24); Net Punt Avg (min. 2 attempts): 45.6 vs. Oregon State (9/7/24); Punt Long: 75 at Wyoming (10/12/24); Punt Fair Catches: 4 vs. Villanova (11/20/21); Punts Inside 20: 5 at Stony Brook (10/16/21).

2024 Highs: Punts: 7 at Wyoming (10/12/24), vs. Oregon State (9/7/24); Punt Yards: 340 vs. Oregon State (9/7/24); Punt Avg (min. 2 attempts): 48.6 vs. Oregon State (9/7/24); Net Punt Avg (min. 2 attempts): 45.6 vs. Oregon State (9/7/24); Punt Long: 75 at Wyoming (10/12/24); Punt Fair Catches: 2 at California (9/14/24), vs. Oregon State (9/7/24); Punts Inside 20: 3 vs. Oregon State (9/7/24).

#39 - Eemil Herranen - P

Date	Opponent	No.	Yards	Avg.	Long	TB	FC	In.20	50+	Blk.	Net Yds.	Net Avg.
A.31	Texas A&M-Commerce	-did not play-										
S.7	Oregon State	-did not play-										
S.14	at California	-did not play-										
S.28	at Central Michigan	-did not play-										
O.5	Hawai'i*	-did not play-										
O.12	at Wyoming*	-did not play-										
O.26	Washington State											
N.1	at Boise State*											
N.8	New Mexico*											
N.16	at UNLV*											
N.23	at Utah State*											
N.30	Air Force*											
2024 Totals		-	-	-	-	-	-	-	-	-	-	-
2023^		22	856	38.9	52	0	5	3	2	0	845	38.4
2022^		50	2,089	41.8	63	2	11	7	8	0	1,633	32.7
CAREER		72	2,945	40.9	63	2	16	10	10	0	2,478	34.4

* - Mountain West game. ^ - at Northern Arizona.

Career Highs: Punts: 8 vs. Weber State (11/19/22); Punt Yards: 292 at Arizona State (9/1/22); Punt Avg (min. 2 attempts): 46 at Idaho State (10/22/22); Net Punt Avg (min. 2 attempts): 41.0 at Arizona State (9/1/22); Punt Long: 63 at UC Davis (10/15/22); Punt Fair Catches: 2 vs. Montana (9/23/23), vs. Idaho (9/24/22); Punts Inside 20: 3 at Idaho State (10/22/22).

2024 GAME-BY-GAME KICKING STATISTICS

#46 - Gabriel Plascencia - K

Date	Opponent	Extra Points			Field Goals				Total Pts.	Kickoffs				
		Made	Att.	Pct.	Made	Att.	Pct.	Long		No.	Yards	Avg.	TB	OB
A.31	Texas A&M-Commerce	0	1	0.0	1	2	50.0	50	3	5	278	55.6	0	1
S.7	Oregon State	0	0	0.0	0	0	0.0	0	0	1	65	65.0	1	0
S.14	at California	-did not play-			-did not play-					-did not play-				
S.28	at Central Michigan	0	0	0.0	0	0	0	0	0	4	240	60.0	2	0
O.5	Hawai'i*	3	3	100.0	2	2	100.0	43	9	6	364	60.7	1	0
O.12	at Wyoming*	3	3	100.0	2	2	100.0	28	9	6	390	65.0	6	0
O.26	Washington State													
N.1	at Boise State*													
N.8	New Mexico*													
N.16	at UNLV*													
N.23	at Utah State*													
N.30	Air Force*													
2024 Totals		6	7	85.7	5	6	83.3	50	21	22	1,337	60.8	13	1
2023		2	3	66.7	4	4	100.0	46	14	16	992	62.0	2	1
CAREER		8	10	80.0	9	10	90.0	50	35	38	2,329	61.3	15	2

* - Mountain West game.

Career Highs: Points: 9 at Wyoming (10/12/24), vs. Hawai'i (10/5/24); Field Goals: 2, four times; Long Field Goal: 50 vs. Texas A&M-Commerce (8/31/24); Kickoffs: 8 vs. San Jose State (11/18/23), at Hawai'i (10/14/23); Touchbacks (KO): 6 at Wyoming (10/12/24); Kickoff Avg (min. 2 att.): 65.0 (six kickoffs) at Wyoming (10/12/24).

2024 Highs: Points: 9 at Wyoming (10/12/24), vs. Hawai'i (10/5/24); Field Goals: 2 at Wyoming (10/12/24), vs. Hawai'i (10/12/24); Long Field Goal: 50 vs. Texas A&M-Commerce (8/31/24); Kickoffs: 6 at Wyoming (10/12/24), vs. Hawai'i (10/5/24); Touchbacks (KO): 6 at Wyoming (10/12/24); Kickoff Avg (min. 2 att.): 65.0 (six kickoffs) at Wyoming (10/12/24).

#20 - Nick Lopez - K

Date	Opponent	Extra Points			Field Goals				Total Pts.	Kickoffs				
		Made	Att.	Pct.	Made	Att.	Pct.	Long		No.	Yards	Avg.	TB	OB
A.31	Texas A&M-Commerce	4	4	100.0	0	0	0.0	0	4	3	196	65.3	2	0
S.7	Oregon State	-did not play-			-did not play-					-did not play-				
S.14	at California	1	1	100.0	1	1	100.0	29	4	3	143	47.7	1	0
S.28	at Central Michigan	3	3	100.0	0	2	0.0	0	3	0	0	0.0	0	0
O.5	Hawai'i*	-did not play-			-did not play-					-did not play-				
O.12	at Wyoming*													
O.26	Washington State													
N.1	at Boise State*													
N.8	New Mexico*													
N.16	at UNLV*													
N.23	at Utah State*													
N.30	Air Force*													
2024 Totals		8	8	100.0	1	3	33.3	29	11	6	339	56.5	3	0
2023%		11	11	100.0	1	1	100.0	40	3	0	0	0.0	0	0
2022^		0	0	0.0	0	0	0.0	0	0	0	0	0.0	0	0
2021^		0	0	0.0	1	1	100.0	34	3	3	183	61.0	2	0
2020^		0	0	0.0	0	0	0.0	0	0	0	0	0.0	0	0
CAREER		19	19	100.0	3	5	60.0	40	17	9	522	58.0	5	0

* - Mountain West game. % - at Louisville. ^ at California.

Career Highs: Points: 4 at California (9/14/24), vs. Texas A&M-Commerce (8/31/24); Field Goals: 1 at California (9/14/24), at Miami (FL) (11/18/23), at Arizona (11/6/21); Long Field Goal: 40 at Miami (FL) (11/18/23); Kickoffs: 3 at California (9/14/24), vs. Texas A&M-Commerce (8/31/24); Touchbacks (KO): 2 vs. Texas A&M-Commerce (8/31/24), at Arizona (11/6/21); Kickoff Avg (min. 2 att.): 65.3 vs. Texas A&M-Commerce (8/31/24).

2024 Highs: Points: 4 at California (9/14/24), vs. Texas A&M-Commerce (8/31/24); Field Goals: 1 at California (9/14/24); Long Field Goal: 29 at California (9/14/24); Kickoffs: 3 at California (9/14/24), vs. Texas A&M-Commerce (8/31/24); Touchbacks (KO): 2 vs. Texas A&M-Commerce (8/31/24); Kickoff Avg (min. 2 att.): 65.3 vs. Texas A&M-Commerce (8/31/24).

2024 GAME-BY-GAME DEFENSIVE STATISTICS

#99 - Tupu Alualu - DL

Date	Opponent	U	A	T	TFL	SK	INT	PBU	FF	FR
A.31	Texas A&M-Comm.	1	0	1	0.0	0.0	0	0	0	0
S.7	Oregon State	0	2	2	0.0	0.0	0	0	0	0
S.14	at California	1	2	3	1.5	1.5	0	0	0	0
S.28	at Central Mich.	0	1	1	0.0	0.0	0	0	0	0
O.5	Hawai'i*	0	0	0	0.0	0.0	0	0	0	0
O.12	at Wyoming*	1	2	3	1.0	1.0	0	0	0	0
O.26	Washington St.									
N.1	at Boise State*									
N.8	New Mexico*									
N.16	at UNLV*									
N.23	at Utah State*									
N.30	Air Force*									
2024 Totals		3	7	10	2.5	2.5	0	0	0	0
2023		12	16	28	4.0	3.0	0	0	0	0
CAREER (18-13 GP-GS)		15	23	38	6.5	5.5	0	0	0	0

* - Mountain West game.

Career Highs: Tackles: 4 at Colorado State (11/11/23), vs. Utah State (11/4/23), vs. UCLA (9/9/23); Tackles for Loss: 2.0 vs. Utah State (11/4/23); Sacks: 1.5 at California (9/14/24), vs. Idaho State (9/2/23).

2024 Highs: 3 at Wyoming (10/12/24), at California (9/14/24); Tackles for Loss: 1.5 at California (9/14/24); Sacks: 1.5 at California (9/14/24).

#42 - Brady Anderson - LB

Date	Opponent	U	A	T	TFL	SK	INT	PBU	FF	FR
A.31	Texas A&M-Comm.	2	0	2	1.0	1.0	0	0	0	0
S.7	Oregon State	1	0	1	0.0	0.0	0	0	0	0
S.14	at California	1	2	3	0.5	0.0	0	0	0	0
S.28	at Central Mich.	1	0	1	0.0	0.0	0	0	0	1
O.5	Hawai'i*	-did not play-								
O.12	at Wyoming*	1	0	1	0.0	0.0	0	0	0	0
O.26	Washington St.									
N.1	at Boise State*									
N.8	New Mexico*									
N.16	at UNLV*									
N.23	at Utah State*									
N.30	Air Force*									
2024 Totals		6	2	8	1.5	1.0	0	0	0	1
2023		5	9	14	0.0	0.0	0	0	0	0
2022		1	0	1	0.0	0.0	0	0	0	0
2021		0	1	1	0.0	0.0	0	0	0	0
CAREER (32-1 GP-GS)		12	12	24	1.5	1.0	0	0	0	1

* - Mountain West game.

Career Highs: Tackles: 6 at Air Force (10/3/23); Tackles for Loss: 1.0 vs. Texas A&M-Commerce (8/31/24); Sacks: 1.0 vs. Texas A&M-Commerce (8/31/24); Fumble Recoveries: 1 at Central Michigan (9/28/24).

2024 Highs: Tackles: 3 at California (9/14/24); Tackles for Loss: 1.0 vs. Texas A&M-Commerce (8/31/24); Sacks: 1.0 vs. Texas A&M-Commerce (8/31/24); Fumble Recoveries: 1 at Central Michigan (9/28/24).

#31 - Jared Badie - EDGE

Date	Opponent	U	A	T	TFL	SK	INT	PBU	FF	FR
A.31	Texas A&M-Comm.	2	0	2	0.0	0.0	0	0	0	0
S.7	Oregon State	0	1	1	0.0	0.0	0	0	0	0
S.14	at California	-did not travel-								
S.28	at Central Mich.	-did not travel-								
O.5	Hawai'i*	-did not play-								
O.12	at Wyoming*	-did not travel-								
O.26	Washington St.									
N.1	at Boise State*									
N.8	New Mexico*									
N.16	at UNLV*									
N.23	at Utah State*									
N.30	Air Force*									
2024 Totals		2	1	3	0.0	0.0	0	0	0	0
2023		0	0	0	0.0	0.0	0	0	0	0
2022		1	0	1	0.0	0.0	0	0	0	0
CAREER (9-0)		3	1	4	0.0	0.0	0	0	0	0

* - Mountain West game. ^ - at Illinois.

2024/Career Highs: Tackles: 2 vs. Texas A&M-Commerce (8/31/24).

#90 - Sam Benjamin - DL

Date	Opponent	U	A	T	TFL	SK	INT	PBU	FF	FR
A.31	Texas A&M-Comm.	0	0	0	0.0	0.0	0	0	0	0
S.7	Oregon State	0	0	0	0.0	0.0	0	0	0	0
S.14	at California	0	0	0	0.0	0.0	0	0	0	0
S.28	at Central Mich.	1	0	1	0.0	0.0	0	0	0	0
O.5	Hawai'i*	0	0	0	0.0	0.0	0	0	0	0
O.12	at Wyoming*	0	0	0	0.0	0.0	0	0	0	0
O.26	Washington St.									
N.1	at Boise State*									
N.8	New Mexico*									
N.16	at UNLV*									
N.23	at Utah State*									
N.30	Air Force*									
2024 Totals		1	0	1	0.0	0.0	0	0	0	0
2023		0	2	2	0.5	0.0	0	0	0	0
2022		6	8	14	2.0	0.5	0	3	0	0
CAREER (24-4 GP-GS)		7	10	17	2.5	0.5	0	3	0	0

* - Mountain West game. % - at Idaho State. ^ - at Arizona State.

Career Highs: Tackles: 3 at Weber State (11/12/22), vs. Northern Arizona (10/22/22); Tackles for Loss: 1.0 vs. Northern Arizona (10/22/22); Sacks: 0.5 vs. Cal Poly (10/15/22); Pass Breakups: 2 vs. Northern Arizona (10/22/22).

2024 Highs: Tackles: 1 at Central Michigan (9/28/24).

#6 - Eric Butler - S

Date	Opponent	U	A	T	TFL	SK	INT	PBU	FF	FR
A.31	Texas A&M-Comm.	7	0	7	0.0	0.0	0	1	0	0
S.7	Oregon State	3	0	3	0.0	0.0	0	0	0	0
S.14	at California	2	2	4	0.0	0.0	0	0	0	0
S.28	at Central Mich.	5	2	7	1.0	0.0	0	1	0	0
O.5	Hawai'i*	0	1	1	0.0	0.0	0	0	0	0
O.12	at Wyoming*	1	1	2	0.0	0.0	1	0	0	0
O.26	Washington St.									
N.1	at Boise State*									
N.8	New Mexico*									
N.16	at UNLV*									
N.23	at Utah State*									
N.30	Air Force*									
2024 Totals		18	6	24	1.0	0.0	1	2	0	0
2023		13	8	21	2.5	1.0	0	0	0	1
2022		3	4	7	0.0	0.0	0	0	0	0
CAREER (29-5 GP-GS)		34	18	52	3.5	1.0	1	2	0	1

* - Mountain West game.

Career Highs: Tackles: 8 vs. Boise State (9/22/23); Tackles for Loss: 2.5 vs. Boise State (9/22/23); Sacks: 1.0 vs. Boise State (9/22/23); Interceptions: 1 at Wyoming (10/12/24); Pass Breakups: 1 at Central Michigan (9/28/24), vs. Texas A&M-Commerce (8/31/24); Fumble Recoveries: 1 at Central Michigan (9/28/24); Blocked Kicks: 1 vs. Utah State (11/4/23), at Hawai'i (10/14/23); Touchdowns: 1 (pick six) at Wyoming (10/12/24).

2024 Highs: Tackles: 7 at Central Michigan (9/28/24), vs. Texas A&M-Commerce (8/31/24); Tackles for Loss: 1.0 at Central Michigan (9/28/24); Interceptions: 1 at Wyoming (10/12/24); Pass Breakups: 1 at Central Michigan (9/28/24), vs. Texas A&M-Commerce (8/31/24); Touchdowns: 1 (43-yd pick six) at Wyoming (10/12/24).

#5 - Owen Chambliss - LB

Date	Opponent	U	A	T	TFL	SK	INT	PBU	FF	FR
A.31	Texas A&M-Comm.	0	2	2	0.0	0.0	0	0	0	0
S.7	Oregon State	4	3	7	0.0	0.0	0	0	0	0
S.14	at California	2	4	6	0.0	0.0	0	0	0	0
S.28	at Central Mich.	3	3	6	0.0	0.0	0	1	0	0
O.5	Hawai'i*	5	1	6	0.0	0.0	0	0	0	0
O.12	at Wyoming*	-did not travel; injury-								
O.26	Washington St.									
N.1	at Boise State*									
N.8	New Mexico*									
N.16	at UNLV*									
N.23	at Utah State*									
N.30	Air Force*									
2024 Totals		14	13	27	0.0	0.0	0	1	0	0
2023		1	0	1	0.0	0.0	0	0	0	0
CAREER (9-5 GP-GS)		10	12	22	0.0	0.0	0	1	0	0

* - Mountain West game.

2024/Career Highs: Tackles: 7 vs. Oregon State (9/7/24); Pass Breakups: 1 at Central Michigan (9/28/24).

2024 GAME-BY-GAME DEFENSIVE STATISTICS

#40 - Krishna Clay - DL

Date	Opponent	U	A	T	TFL	SK	INT	PBU	FF	FR
A.31	Texas A&M-Comm.	0	2	2	1.0	0.5	0	0	0	1
S.7	Oregon State	5	0	5	0.0	0.0	0	0	0	0
S.14	at California	0	3	3	0.5	0.5	0	0	0	0
S.28	at Central Mich.	2	0	2	0.0	0.0	0	0	0	0
0.5	Hawai'i*	3	1	4	1.0	0.0	0	0	0	0
0.12	at Wyoming*	1	3	4	1.0	0.0	0	0	0	0
0.26	Washington St.									
N.1	at Boise State*									
N.8	New Mexico*									
N.16	at UNLV*									
N.23	at Utah State*									
N.30	Air Force*									
2024 Totals		11	9	20	3.5	1.0	0	0	0	1
CAREER (6-6 GP-GS)		11	9	20	3.5	1.0	0	0	0	1

* Mountain West game.

2024/Career Highs: Tackles: 5 vs. Oregon State (9/7/24); Tackles for Loss: 1.0 at Wyoming, vs. Hawai'i (10/5/24), vs. Texas A&M-Commerce (8/31/24); Sacks: 0.5 at California (9/14/24), vs. Texas A&M-Commerce (8/31/24); Fumble Recoveries: 1 vs. Texas A&M-Commerce (8/31/24).

#11 - JD Coffey III - S

Date	Opponent	U	A	T	TFL	SK	INT	PBU	FF	FR
A.31	Texas A&M-Comm.	1	1	2	0.0	0.0	1	0	0	0
S.7	Oregon State	3	1	4	0.0	0.0	0	0	0	0
S.14	at California	3	2	5	0.0	0.0	0	0	0	0
S.28	at Central Mich.	8	7	15	0.0	0.0	0	0	0	0
0.5	Hawai'i*	3	1	4	0.0	0.0	0	1	0	0
0.12	at Wyoming*	1	2	3	0.0	0.0	0	0	0	0
0.26	Washington St.									
N.1	at Boise State*									
N.8	New Mexico*									
N.16	at UNLV*									
N.23	at Utah State*									
N.30	Air Force*									
2024 Totals		19	14	33	0.0	0.0	1	1	0	0
2023		10	2	12	0.0	0.0	0	1	0	0
2022^		3	3	6	0.0	0.0	0	0	0	0
2021^		2	3	5	0.0	0.0	0	0	0	0
CAREER (28-3 GP-GS)		34	22	56	0.0	0.0	1	2	0	0

* Mountain West game. ^ - at Texas.

Career Highs: Tackles: 15 at Central Michigan (9/28/24); Interceptions: 1 vs. Texas A&M-Commerce (8/31/24); Pass Breakups: 1 vs. Hawai'i (10/5/24), vs. Nevada (10/21/23); Touchdowns: 1 (pick six) vs. Texas A&M-Commerce (8/31/24).

2024 Highs: Tackles: 15 at Central Michigan (9/28/24); Interceptions: 1 vs. Texas A&M-Commerce (8/31/24); Pass Breakups: 1 vs. Hawai'i (10/5/24); Touchdowns: 1 (45-yd pick six) vs. Texas A&M-Commerce (8/31/24).

#97 - Darrion Dalton - DL

Date	Opponent	U	A	T	TFL	SK	INT	PBU	FF	FR
A.31	Texas A&M-Comm.									
S.7	Oregon State	2	1	3	0.0	0.0	0	0	0	0
S.14	at California	0	2	2	0.5	0.0	0	0	0	0
S.28	at Central Mich.	0	1	1	0.0	0.0	0	0	0	0
0.5	Hawai'i*	0	0	0	0.0	0.0	0	0	0	0
0.12	at Wyoming*	0	0	0	0.0	0.0	0	0	0	0
0.26	Washington St.									
N.1	at Boise State*									
N.8	New Mexico*									
N.16	at UNLV*									
N.23	at Utah State*									
N.30	Air Force*									
2024 Totals		2	4	6	0.5	0.0	0	0	0	0
2023		6	3	9	0.0	0.0	0	1	0	0
2022		0	0	0	0.0	0.0	0	0	0	0
CAREER (17-0 GP-GS)		8	7	15	0.5	0.0	0	1	0	0

* Mountain West game.

Career Highs: Tackles: 3 vs. Oregon State (9/7/24), at Oregon State (9/16/23), vs. Ohio (8/26/23); Pass Breakups: 1 vs. Idaho State (9/2/23).

2024 Highs: Tackles: 3 vs. Oregon State (9/7/24).

#96 - Ryan Henderson - EDGE

Date	Opponent	U	A	T	TFL	SK	INT	PBU	FF	FR
A.31	Texas A&M-Comm.	2	0	2	1.0	1.0	0	0	0	0
S.7	Oregon State	1	0	1	0.0	0.0	0	0	0	0
S.14	at California	1	1	2	0.0	0.0	0	0	0	0
S.28	at Central Mich.	0	1	1	0.0	0.0	0	0	0	0
0.5	Hawai'i*	0	0	0	0.0	0.0	0	0	0	0
0.12	at Wyoming*	1	1	2	1.5	1.5	0	0	0	0
0.26	Washington St.									
N.1	at Boise State*									
N.8	New Mexico*									
N.16	at UNLV*									
N.23	at Utah State*									
N.30	Air Force*									
2024 Totals		5	3	8	2.5	2.5	0	0	0	0
2023		3	5	8	1.0	1.0	0	0	1	1
CAREER (15-1 GP-GS)		8	8	16	3.0	3.0	0	0	1	1

* Mountain West game.

Career Highs: Tackles: 3 at Hawai'i (10/14/23); Tackles for Loss: 1.5 at Wyoming (10/12/24); Sacks: 1.5 at Wyoming (10/12/24); Forced Fumbles: 1 at Hawai'i (10/14/23); Fumble Recoveries: 1 at Hawai'i (10/14/23).

2024 Highs: Tackles: 2 at Wyoming (10/12/24), at California (9/28/24), vs. Texas A&M-Commerce (8/31/24); Tackles for Loss: 1.5 at Wyoming (10/12/24); Sacks: 1.5 at Wyoming (10/12/24).

#56 - DJ Herman - LB

Date	Opponent	U	A	T	TFL	SK	INT	PBU	FF	FR
A.31	Texas A&M-Comm.	0	1	1	0.0	0.0	0	0	0	0
S.7	Oregon State	0	1	1	0.0	0.0	0	0	0	0
S.14	at California	1	0	1	0.0	0.0	0	0	0	0
S.28	at Central Mich.	2	0	2	0.0	0.0	0	0	0	0
0.5	Hawai'i*	3	1	4	1.0	0.0	0	1	0	0
0.12	at Wyoming*	2	0	2	0.0	0.0	0	0	0	0
0.26	Washington St.									
N.1	at Boise State*									
N.8	New Mexico*									
N.16	at UNLV*									
N.23	at Utah State*									
N.30	Air Force*									
2024 Totals		8	3	11	1.0	0.0	0	1	0	0
2023		0	1	1	0.0	0.0	0	0	0	0
2022		2	1	3	0.0	0.0	0	0	0	0
CAREER (29-0 GP-GS)		10	5	15	1.0	0.0	0	1	0	0

* Mountain West game.

2024/Career Highs: Tackles: 4 vs. Hawai'i (10/5/24); Tackles for Loss: 1.0 vs. Hawai'i (10/5/24); Pass Breakups: 1 vs. Hawai'i (10/5/24).

#24 - Josh Hunter - S

Date	Opponent	U	A	T	TFL	SK	INT	PBU	FF	FR
A.31	Texas A&M-Comm.	5	0	5	0.0	0.0	0	0	0	0
S.7	Oregon State	1	0	1	1.0	0.0	0	0	0	0
S.14	at California	1	1	2	0.0	0.0	0	0	0	0
S.28	at Central Mich.	0	1	1	0.0	0.0	0	0	0	0
0.5	Hawai'i*	2	1	3	0.0	0.0	0	0	0	0
0.12	at Wyoming*	3	0	3	0.0	0.0	0	1	0	0
0.26	Washington St.									
N.1	at Boise State*									
N.8	New Mexico*									
N.16	at UNLV*									
N.23	at Utah State*									
N.30	Air Force*									
2024 Totals		12	3	15	1.0	0.0	0	1	0	0
2023		26	12	38	1.0	0.0	0	2	0	0
2022		1	0	1	0.0	0.0	0	0	0	0
CAREER (19-5 GP-GS)		39	15	54	2.0	0.0	0	3	0	0

* Mountain West game.

Career Highs: Tackles: 15 at Colorado State (11/11/23); Tackles for Loss: 1.0 vs. Oregon State (9/7/24), vs. Utah State (11/4/23); Pass Breakups: 1 at Wyoming (10/12/24), at Colorado State (11/11/23), vs. Utah State (11/4/23).

2024 Highs: Tackles: 5 vs. Texas A&M-Commerce (8/31/24); Tackles for Loss: 1.0 vs. Oregon State (9/7/24); Pass Breakups: 1 at Wyoming (10/12/24).

2024 GAME-BY-GAME DEFENSIVE STATISTICS

#1 - Chris Johnson - CB

Date	Opponent	U	A	T	TFL	SK	INT	PBU	FF	FR
A.31	Texas A&M-Comm.	1	0	1	0.0	0.0	0	0	1	0
S.7	Oregon State	7	2	9	0.0	0.0	0	1	1	0
S.14	at California	2	2	4	0.0	0.0	0	1	0	0
S.28	at Central Mich.	3	3	6	0.0	0.0	0	1	1	0
O.5	Hawai'i*	2	0	2	0.0	0.0	0	0	0	0
O.12	at Wyoming*	5	0	5	0.0	0.0	1	1	0	0
O.26	Washington St.									
N.1	at Boise State*									
N.8	New Mexico*									
N.16	at UNLV*									
N.23	at Utah State*									
N.30	Air Force*									
2024 Totals		20	7	27	0.0	0.0	1	4	3	0
2023		15	15	30	0.0	0.0	1	2	1	0
2022		5	1	6	0.0	0.0	0	0	0	0
CAREER (30-6 GP-GS)		40	23	63	0.0	0.0	2	6	4	0

* Mountain West game.

Career Highs: Tackles: 9 vs. Oregon State (9/7/24); Interceptions: 1 at Wyoming (10/12/24), at San Jose State (11/18/23); Pass Breakups: 1, five times; Forced Fumbles: 1, four times.**2024 Highs:** Tackles: 9 vs. Oregon State (9/7/24); Interceptions: 1 at Wyoming (10/12/24); Pass Breakups: 1, four times; Forced Fumbles: 1 at Central Michigan (9/28/24), vs. Oregon State (9/7/24), vs. Texas A&M-Commerce (8/31/24).

#33 - Ezekiel Larry - EDGE

Date	Opponent	U	A	T	TFL	SK	INT	PBU	FF	FR
A.31	Texas A&M-Comm.	1	0	1	0.0	0.0	0	0	0	0
S.7	Oregon State	0	0	0	0.0	0.0	0	0	0	0
S.14	at California	0	0	0	0.0	0.0	0	0	0	0
S.28	at Central Mich.	-did not play-								
O.5	Hawai'i*	0	1	1	0.0	0.0	0	0	0	0
O.12	at Wyoming*	0	0	0	0.0	0.0	0	0	0	0
O.26	Washington St.									
N.1	at Boise State*									
N.8	New Mexico*									
N.16	at UNLV*									
N.23	at Utah State*									
N.30	Air Force*									
2024 Totals		1	1	2	0.0	0.0	0	0	0	0
2023^		10	3	13	7.0	6.0	0	1	0	0
CAREER (12-3 GP-GS)		11	4	15	7.0	6.0	0	1	0	0

* Mountain West game. ^ - at Yale.

Career Highs: Tackles: 3 vs. Harvard (11/18/23), at Princeton (11/11/23); Tackles for Loss: 3.0 vs. Harvard (11/18/23); Sacks: 3.0 vs. Harvard (11/18/23); Pass Breakups: 1 vs. Morgan State (9/30/23).**2024 Highs:** Tackles: 1 vs. Hawai'i (10/5/24), vs. Texas A&M-Commerce (8/31/24).

#21 - Tano Letuli - LB

Date	Opponent	U	A	T	TFL	SK	INT	PBU	FF	FR
A.31	Texas A&M-Comm.	5	3	8	0.5	0.0	0	0	0	1
O.7	Oregon State	5	2	7	0.0	0.0	0	0	0	0
S.14	at California	2	2	4	1.0	1.0	1	0	0	0
S.28	at Central Mich.	3	2	5	0.0	0.0	0	0	0	0
O.5	Hawai'i*	-did not play; injury-								
O.12	at Wyoming*	-did not play; injury-								
O.26	Washington St.									
N.1	at Boise State*									
N.8	New Mexico*									
N.16	at UNLV*									
N.23	at Utah State*									
N.30	Air Force*									
2024 Totals		15	9	24	1.5	1.0	1	0	0	1
2023^		7	5	12	0.0	0.0	0	0	0	0
CAREER (15-4 GP-GS)		22	14	36	1.5	1.0	1	0	0	1

* Mountain West game. ^ - at Army.

2024/Career Highs: Tackles: 8 vs. Texas A&M-Commerce (8/31/24); Tackles for Loss: 1.0 at California (9/14/24); Sacks: 1.0 at California (9/14/24); Interceptions: 1 at California (9/14/24); Fumble Recoveries: 1 vs. Texas A&M-Commerce (8/31/24); Touchdowns: 1 (0-yd fumble recovery) vs. Texas A&M-Commerce (8/31/24).

#32 - Marlem Louis - EDGE

Date	Opponent	U	A	T	TFL	SK	INT	PBU	FF	FR
A.31	Texas A&M-Comm.	1	0	1	1.0	1.0	0	0	0	0
S.7	Oregon State	2	0	2	0.0	0.0	0	0	0	0
S.14	at California	0	2	2	0.5	0.5	0	0	0	0
S.28	at Central Mich.	0	1	1	0.0	0.0	0	0	0	0
O.5	Hawai'i*	3	0	3	2.0	2.0	0	0	0	0
O.12	at Wyoming*	1	0	1	0.0	0.0	0	0	0	0
O.26	Washington St.									
N.1	at Boise State*									
N.8	New Mexico*									
N.16	at UNLV*									
N.23	at Utah State*									
N.30	Air Force*									
2024 Totals		7	3	10	3.5	3.5	0	0	0	0
2023^		26	18	44	12.0	7.5	0	2	4	1
2022^		26	9	35	14.0	8.5	0	1	4	1
2021^		9	17	26	4.0	0.0	0	0	1	2
2020^		1	4	5	0.0	0.0	0	0	0	0
2019^		0	0	0	0.0	0.0	0	0	0	0
CAREER (50-29 GP-GS)		69	50	119	33.5	19.5	0	3	7	3

* Mountain West game. ^ - at Richmond.

Career Highs: Tackles: 6 at Stony Brook (9/23/23), at Delaware (11/26/22), vs. Elon (10/2/21); Tackles for Loss: 3.0 vs. NC Central (11/25/23), vs. Stony Brook (9/24/22), at Delaware (11/12/22); Sacks: 3.0 vs. NC Central (11/25/23); Pass Breakups: 2 vs. Elon (11/11/23); Forced Fumbles: 2 vs. Campbell (10/23/23).**2024 Highs:** Tackles: 3 vs. Hawai'i (10/5/24); Tackles for Loss: 2.0 vs. Hawai'i (10/5/24); Sacks: 2.0 vs. Hawai'i (10/5/24).

#17 - Deshawn McCuin - S

Date	Opponent	U	A	T	TFL	SK	INT	PBU	FF	FR
A.31	Texas A&M-Comm.	3	0	3	0.0	0.0	0	1	0	0
S.7	Oregon State	3	2	5	0.0	0.0	0	0	0	0
S.14	at California	2	0	2	0.0	0.0	0	0	0	0
S.28	at Central Mich.	1	2	3	1.0	0.0	0	2	0	0
O.5	Hawai'i*	0	0	0	0.0	0.0	0	1	0	0
O.12	at Wyoming*	-did not play; injury-								
O.26	Washington St.									
N.1	at Boise State*									
N.8	New Mexico*									
N.16	at UNLV*									
N.23	at Utah State*									
N.30	Air Force*									
2024 Totals		9	4	13	1.0	0.0	0	4	0	0
2023		9	4	13	1.5	0.5	1	2	0	0
2022^		8	2	10	0.0	0.0	0	1	0	0
2021^		0	1	1	0.0	0.0	1	0	0	0
2020^		5	1	6	0.0	0.0	0	0	0	0
2019^		1	0	1	0.0	0.0	0	0	0	0
CAREER (38-6 GP-GS)		32	12	44	2.5	0.5	2	7	0	0

* Mountain West game. ^ - at TCU.

Career Highs: Tackles: 5 vs. Oregon State (9/7/24); Tackles for Loss: 1.0 at Central Michigan (9/28/24), 1.0 at Hawai'i (10/14/23); Sacks: 0.5 vs. Utah State (11/4/23); Interceptions: 1 at Hawai'i (10/14/23), vs. SMU (9/25/21); Pass Breakups: 2 at Central Michigan (9/28/24), vs. Fresno State (11/25/23); Touchdowns: 1 (70-yd pick six) at Hawai'i (10/14/23).**2024 Highs:** Tackles: 5 vs. Oregon State (9/7/24); Tackles for Loss: 1.0 at Central Michigan (9/28/24); Pass Breakups: 2 at Central Michigan (9/28/24).

#91 - Keion Mitchell - DL

Date	Opponent	U	A	T	TFL	SK	INT	PBU	FF	FR
A.31	Texas A&M-Comm.	0	0	0	0.0	0.0	0	0	0	0
S.7	Oregon State	0	0	0	0.0	0.0	0	0	0	0
S.14	at California	-did not play-								
S.28	at Central Mich.	0	0	0	0.0	0.0	0	0	0	0
O.5	Hawai'i*	-did not play-								
O.12	at Wyoming*	-did not play-								
O.26	Washington St.									
N.1	at Boise State*									
N.8	New Mexico*									
N.16	at UNLV*									
N.23	at Utah State*									
N.30	Air Force*									
2024 Totals		0	0	0	0.0	0.0	0	0	0	0
2023		5	4	9	1.0	1.0	0	0	0	0
2022		0	0	0	0.0	0.0	0	0	0	0
CAREER (15-0 GP-GS)		5	4	9	1.0	1.0	0	0	0	0

* Mountain West game.

Career Highs: Tackles: 2 vs. Fresno State (11/25/23), vs. Ohio (8/26/23); Tackles for Loss: 1.0 vs. Fresno State (11/25/23); Sacks: 1.0 vs. Fresno State (11/25/23); Fumble Recoveries: 1 at Hawai'i (10/14/23).

2024 GAME-BY-GAME DEFENSIVE STATISTICS

#58 - Cody Moon - LB

Date	Opponent	U	A	T	TFL	SK	INT	PBU	FF	FR
A.31	Texas A&M-Comm.	0	2	2	0.0	0.0	0	0	0	0
S.7	Oregon State	1	1	2	0.0	0.0	0	0	0	0
S.14	at California	1	1	2	0.0	0.0	0	0	0	0
S.28	at Central Mich.	0	0	0	0.0	0.0	0	0	0	0
O.5	Hawai'i*	2	1	3	0.0	0.0	0	0	0	0
O.12	at Wyoming*	3	3	6	0.0	0.0	0	0	0	0
O.26	Washington St.									
N.1	at Boise State*									
N.8	New Mexico*									
N.16	at UNLV*									
N.23	at Utah State*									
N.30	Air Force*									
2024 Totals		7	8	15	0.0	0.0	0	0	0	0
2023		29	37	66	1.0	0.0	0	2	0	0
2022^		42	63	105	9.5	4.5	0	4	1	1
2021^		27	17	44	1.5	0.5	1	1	0	1
CAREER (42-15 GP-GS)		105	125	230	12.0	5.0	1	7	1	2

* - Mountain West game. ^ - at New Mexico.

Career Highs: Tackles: 14 vs. Utah State (11/4/23), at Air Force (11/12/22); Tackles for Loss: 2.0, four times; Sacks: 2.0 vs. UTEP (9/17/22); Pass Breakups: 2 vs. New Mexico State (9/11/22); Forced Fumbles: 1 at Colorado State (11/25/22).

2024 Highs: Tackles: 6 at Wyoming (10/12/24).

#44 - Kyle Moretti - LB

Date	Opponent	U	A	T	TFL	SK	INT	PBU	FF	FR
A.31	Texas A&M-Comm.	2	0	2	0.0	0.0	0	0	0	0
S.7	Oregon State	2	1	3	0.0	0.0	0	0	0	0
S.14	at California	1	4	6	0.0	0.0	0	0	0	0
S.28	at Central Mich.	0	3	3	0.0	0.0	0	0	0	0
O.5	Hawai'i*	0	2	2	0.0	0.0	0	0	0	0
O.12	at Wyoming*	5	2	7	1.0	1.0	0	0	0	0
O.26	Washington St.									
N.1	at Boise State*									
N.8	New Mexico*									
N.16	at UNLV*									
N.23	at Utah State*									
N.30	Air Force*									
2024 Totals		10	12	22	0.0	0.0	0	0	0	0
2023^		32	33	65	5.0	2.0	0	4	0	0
2022^		60	35	95	7.5	3.0	0	2	0	1
2021^		24	23	47	4.0	1.0	0	1	1	0
CAREER (40-24 GP-GS)		126	102	228	17.5	7.0	0	7	1	1

* - Mountain West game. ^ - at Central Michigan.

Career Highs: Tackles: 14 vs. Michigan State (9/1/23); Tackles for Loss: 2.5 vs. Eastern Michigan (9/30/23), vs. Washington State (12/31/21); Sacks: 2.0 Eastern Michigan (9/30/23); Pass Breakups: 1, six times; Forced Fumbles: 1 vs. Robert Morris (9/11/21); Fumble Recoveries: 1 at Northern Illinois (11/2/22).

2024 Highs: Tackles: 7 at Wyoming (10/12/24); Tackles for Loss: 1.0 at Wyoming (10/12/24); Sacks: 1.0 at Wyoming (10/12/24).

#93 - Brady Nassar - EDGE

Date	Opponent	U	A	T	TFL	SK	INT	PBU	FF	FR
A.31	Texas A&M-Comm.	1	0	1	0.0	0.0	0	0	0	0
S.7	Oregon State	0	0	0	0.0	0.0	0	0	0	0
S.14	at California	0	0	0	0.0	0.0	0	0	0	0
S.28	at Central Mich.	1	1	2	0.0	0.0	0	0	0	0
O.5	Hawai'i*	0	1	1	0.0	0.0	0	0	0	0
O.12	at Wyoming*	3	1	4	0.0	0.0	0	0	0	0
O.26	Washington St.									
N.1	at Boise State*									
N.8	New Mexico*									
N.16	at UNLV*									
N.23	at Utah State*									
N.30	Air Force*									
2024 Totals		5	3	8	0.0	0.0	0	0	0	0
2023		5	1	6	0.0	0.0	0	0	0	0
CAREER (16-3 GP-GS)		10	4	14	0.0	0.0	0	0	0	0

* - Mountain West game.

2024/Career Highs: Tackles: 4 at Wyoming (10/12/24).

#7 - William Nimmo Jr. - S

Date	Opponent	U	A	T	TFL	SK	INT	PBU	FF	FR
A.31	Texas A&M-Comm.	2	0	2	0.0	0.0	0	0	0	0
S.7	Oregon State	0	2	2	0.0	0.0	0	0	0	0
S.14	at California	3	0	3	0.0	0.0	0	0	0	0
S.28	at Central Mich.	5	1	6	0.0	0.0	0	0	0	0
O.5	Hawai'i*	2	2	4	0.0	0.0	0	0	0	0
O.12	at Wyoming*	0	0	0	0.0	0.0	0	0	0	0
O.26	Washington St.									
N.1	at Boise State*									
N.8	New Mexico*									
N.16	at UNLV*									
N.23	at Utah State*									
N.30	Air Force*									
2024 Totals		12	5	17	0.0	0.0	0	0	0	0
2023^		11	10	21	2.0	0.0	0	0	0	0
2022^		7	3	10	0.0	0.0	0	1	0	0
2021^		1	0	1	0.0	0.0	0	0	0	0
2020^		3	2	5	0.0	0.0	0	0	0	0
CAREER (42-2 GP-GS)		34	20	54	2.0	0.0	0	1	0	0

* - Mountain West game. ^ - at UCLA.

Career Highs: Tackles: 6 at Central Michigan (9/28/24); Tackles for Loss: 1.0 at USC (11/18/23), vs. Colorado (10/28/23); Pass Breakups: 1 vs. Bowling Green (9/3/22).

2024 Highs: Tackles: 6 at Central Michigan (9/28/24).

#30 - Dominic Oliver - EDGE

Date	Opponent	U	A	T	TFL	SK	INT	PBU	FF	FR
A.31	Texas A&M-Comm.	0	2	2	0.0	0.0	0	0	0	0
S.7	Oregon State	1	0	1	0.0	0.0	0	0	0	0
S.14	at California	0	1	1	0.0	0.0	0	0	0	0
S.28	at Central Mich.	2	0	2	2.0	0.0	0	0	0	0
O.5	Hawai'i*	0	1	1	0.0	0.0	0	0	0	0
O.12	at Wyoming*	0	2	2	0.5	0.5	0	0	0	0
O.26	Washington St.									
N.1	at Boise State*									
N.8	New Mexico*									
N.16	at UNLV*									
N.23	at Utah State*									
N.30	Air Force*									
2024 Totals		3	6	9	2.5	0.5	0	0	0	0
2023		1	1	2	1.0	1.0	0	0	0	0
2022		1	0	1	0.0	0.0	0	0	0	0
CAREER (27-1 GP-GS)		5	7	12	3.5	1.5	0	0	0	0

* - Mountain West game. ^ - at Richmond.

Career Highs: Tackles: 2 at Wyoming (10/12/24), at Central Michigan (9/28/24), vs. Texas A&M-Commerce (8/31/24); Tackles for Loss: 2.0 at Central Michigan (9/28/24); Sacks: 1.0 vs. Nevada (10/21/23).

Career Highs: Tackles: 2 at Wyoming (10/12/24), at Central Michigan (9/28/24), vs. Texas A&M-Commerce (8/31/24); Tackles for Loss: 2.0 at Central Michigan (9/28/24); Sacks: 0.5 at Wyoming (10/12/24).

#0 - Bryce Phillips - CB

Date	Opponent	U	A	T	TFL	SK	INT	PBU	FF	FR
A.31	Texas A&M-Comm.	2	0	2	1.0	0.0	0	0	0	0
S.7	Oregon State	3	1	4	1.0	0.0	0	0	0	0
S.14	at California	1	2	3	0.0	0.0	0	0	0	0
S.28	at Central Mich.	4	0	4	0.0	0.0	1	0	0	0
O.5	Hawai'i*	1	0	1	1.0	0.0	0	0	0	0
O.12	at Wyoming*	1	1	2	0.0	0.0	0	0	0	0
O.26	Washington St.									
N.1	at Boise State*									
N.8	New Mexico*									
N.16	at UNLV*									
N.23	at Utah State*									
N.30	Air Force*									
2024 Totals		12	4	16	3.0	0.0	1	0	0	0
2023^		20	13	33	5.0	0.0	1	9	0	0
2022^		27	8	35	1.0	0.0	0	10	0	0
CAREER (28-28 GP-GS)		59	25	84	9.0	0.0	2	19	0	0

* - Mountain West game. ^ - at Tennessee State.

Career Highs: Tackles: 8 at UT Martin (9/30/23); Tackles for Loss: 1.5 at UT Martin (9/30/23); Interceptions: 1 at Central Michigan (9/28/24), vs. Norfolk State (10/14/23); Pass Breakups: 2, four times.

2024 Highs: Tackles: 4 at Central Michigan (9/28/24); Tackles for Loss: 1.0 vs. Hawai'i (10/5/24), vs. Oregon State (9/7/24), vs. Texas A&M-Commerce (8/31/24); Interceptions: 1 at Central Michigan (9/28/24).

2024 GAME-BY-GAME DEFENSIVE STATISTICS

#9 - Dalesean Staley - S

Date	Opponent	U	A	T	TFL	SK	INT	PBU	FF	FR
A.31	Texas A&M-Comm.	2	1	3	0.0	0.0	0	0	0	0
S.7	Oregon State	3	2	5	0.0	0.0	0	0	0	0
S.14	at California	3	1	4	0.0	0.0	0	0	0	0
S.28	at Central Mich.	-did not travel-								
O.5	Hawai'i*	7	1	8	0.0	0.0	0	0	0	0
O.12	at Wyoming*	4	1	5	0.0	0.0	0	0	0	0
O.26	Washington St.									
N.1	at Boise State*									
N.8	New Mexico*									
N.16	at UNLV*									
N.23	at Utah State*									
N.30	Air Force*									
2024 Totals		19	6	25	0.0	0.0	0	0	0	0
2023^		33	37	70	3.0	0.0	3	8	0	0
2022^		3	0	3	0.0	0.0	0	0	0	0
CAREER (19-15 GP-GS)		56	43	99	3.0	0.0	3	8	0	0

* - Mountain West game. ^ - at Northern Iowa.

Career Highs: Tackles: 10 at Missouri State (11/11/23); Tackles for Loss: 1.5 vs. North Dakota State (11/18/23); Interceptions: 1 at Missouri State (11/11/23), at Indiana State (10/7/23), vs. Weber State (9/9/23); Pass Breakups: 1, four times.

2024 Highs: Tackles: 8 vs. Hawai'i (10/5/24).

#16 - Jelani Whitmore - CB

Date	Opponent	U	A	T	TFL	SK	INT	PBU	FF	FR
A.31	Texas A&M-Comm.	0	0	0	0.0	0.0	0	0	0	0
O.7	Oregon State	0	0	0	0.0	0.0	0	0	0	0
S.14	at California	1	0	1	0.0	0.0	0	1	0	0
S.28	at Central Mich.	0	1	1	0.0	0.0	0	1	0	0
O.5	Hawai'i*	2	0	2	0.0	0.0	1	0	0	0
O.12	at Wyoming*	0	0	0	0.0	0.0	0	1	0	0
O.26	Washington St.									
N.1	at Boise State*									
N.8	New Mexico*									
N.16	at UNLV*									
N.23	at Utah State*									
N.30	Air Force*									
2024 Totals		3	1	4	0.0	0.0	1	3	0	0
2023		0	0	0	0.0	0.0	0	0	0	0
2022		0	0	0	0.0	0.0	0	0	0	0
CAREER (18-0 GP-GS)		3	1	4	0.0	0.0	1	3	0	0

* - Mountain West game.

2024/Career Highs: Tackles: 2 vs. Hawai'i (10/5/24); Interceptions: 1 vs. Hawai'i (10/5/24); Pass Breakups: 1 at Wyoming (10/12/24), at Central Michigan (9/28/24), at California (9/14/24).

#94 - Teivis Tuioti - DL

Date	Opponent	U	A	T	TFL	SK	INT	PBU	FF	FR
A.31	Texas A&M-Comm.	1	1	2	1.0	1.0	0	0	0	0
S.7	Oregon State	0	1	1	0.0	0.0	0	0	0	0
S.14	at California	1	0	1	0.0	0.0	0	0	0	0
S.28	at Central Mich.	0	1	1	0.0	0.0	0	0	0	0
O.5	Hawai'i*	0	0	0	0.0	0.0	0	0	0	0
O.12	at Wyoming*	0	1	1	0.0	0.0	0	0	0	0
O.26	Washington St.									
N.1	at Boise State*									
N.8	New Mexico*									
N.16	at UNLV*									
N.23	at Utah State*									
N.30	Air Force*									
2024 Totals		2	4	6	1.0	1.0	0	0	0	0
2023%		<i>played offensive line</i>								
2022%		6	9	15	0.0	0.0	0	0	0	0
2021^		0	2	2	0.0	0.0	0	0	0	0
2020^		0	0	0	0.0	0.0	0	0	0	0
CAREER (30-3 GP-GS)		8	15	23	1.0	1.0	0	0	0	0

* - Mountain West game. % - at Colorado State. ^ - at Nevada.

Career Highs: Tackles: 4 at Air Force (11/19/22), vs. Utah State (10/15/22).

2024 Highs: Tackles: 2 vs. Texas A&M-Commerce (8/31/24).

#47 - Trey White - EDGE

Date	Opponent	U	A	T	TFL	SK	INT	PBU	FF	FR
A.31	Texas A&M-Comm.	3	2	5	1.5	0.5	0	0	1	0
S.7	Oregon State	4	0	4	0.0	0.0	0	0	0	0
S.14	at California	5	1	6	2.5	2.5	0	1	0	0
S.28	at Central Mich.	5	3	8	4.0	3.0	0	0	0	0
O.5	Hawai'i*	4	1	5	4.0	3.0	0	1	0	0
O.12	at Wyoming*	3	1	4	3.0	2.0	0	0	0	0
O.26	Washington St.									
N.1	at Boise State*									
N.8	New Mexico*									
N.16	at UNLV*									
N.23	at Utah State*									
N.30	Air Force*									
2024 Totals		24	8	32	15.0	11.0	0	2	1	0
2023		9	6	15	2.0	0.0	1	1	0	1
2022		1	0	1	0.0	0.0	0	0	0	0
CAREER (21-7 GP-GS)		34	14	48	17.0	11.0	1	3	1	1

* - Mountain West game.

Career Highs: Tackles: 8 at Central Michigan (9/28/24); Tackles for Loss: 4.0 vs. Hawai'i (10/5/24), at Central Michigan (9/28/24); Sacks: 3.0 vs. Hawai'i (10/5/24), at Central Michigan (9/28/24); Pass Breakups: 1 vs. Hawai'i (10/5/24), at California (9/14/24), at Oregon State (9/16/23); Forced Fumbles: 1 vs. Texas A&M-Commerce (8/31/24); Fumble Recoveries: 1 vs. UCLA (9/9/23).

2024 SAN DIEGO STATE PARTICIPATION

PARTICIPATION CHART

No.	Name	TAMC	OSU	CAL	CMU	UH	WYO	WSU	BSU	UNM	UNLV	USU	AFA
76	ABDULLAH, Dean	X	X	-	-	X	-						
99	ALUALU, Tupu	X	X	X	X	X	GS (DL)						
42	ANDERSON, Brady	X	X	X	X	-	X						
2	ARMSTEAD, Jaylon	X	X	X	-	-	-						
31	BADIE, Jared •	X	X	-	-	-	-						
15	BEASLEY, Tayvion •	X	X	X	X	X	X						
90	BENJAMIN, Sam § •	GS (DL)	GS (DL)	GS (DL)	GS (DL)	X	X						
11	BENNETT, Nate § •	GS (WR)	GS (WR)	GS (WR)	GS (WR)	GS (WR)	GS (WR)						
41	BERMAN, Jakson •	-	-	-	X	-	-						
78	BORJON, Joseph § •	GS (LT)	-	-	-	-	-						
4	BROWN IV, Louis § •	GS (WR)	GS (WR)	GS (WR)	GS (WR)	GS (WR)	GS (WR)						
55	BRYANT, Brayden § •	GS (C)	GS (C)	GS (C)	GS (C)	GS (C)	GS (C)						
6	BUTLER, Eric §	GS (FS)	GS (FS)	X	GS (FS)	GS (FS)	GS (FS)						
5	CHAMBLISS, Owen § •	GS (WILL)	GS (WILL)	GS (WILL)	GS (WILL)	GS (WILL)	-						
64	CHAVEZ, Tyson	X	-	-	-	-	-						
40	CLAY, Krishna § •	GS (DL)	GS (DL)	GS (DL)	GS (DL)	GS (DL)	GS (DL)						
11	COFFEY III, JD	X	X	X	GS (R)	GS (R)	X						
15	COOPER, Marquez § •	GS (RB)	GS (RB)	GS (RB)	GS (RB)	GS (RB)	GS (RB)						
45	CORNELIUS, Kodi •	-	-	-	X	-	-						
97	DALTON, Darrion	-	X	X	X	X	X						
29	DAVIS, Cam	-	-	-	X	-	X						
75	DIRKSEN, Ryan	-	-	X	X	X	-						
29	ESCANO, Arnold	X	X	X	X	X	X						
57	FUIMAONO, Saipale •	X	-	-	-	-	-						
88	GARRETSON, Gabe •	X	X	X	-	-	-						
22	GARRISON, Max	X	X	X	X	X	X						
92	GUCAKE, Malik •	X	-	X	X	X	X						
35	HAMLETT, Xavier •	X	X	X	X	X	X						
87	HARRISON, Michael •	X	X	X	X	X	X						
96	HENDERSON, Ryan §	X	X	X	X	GS (DL)	X						
56	HERMAN, DJ	X	X	X	X	X	X						
24	HUNTER, Josh	X	X	X	X	X	X						
1	JOHNSON, Chris §	GS (CB)	GS (CB)	GS (CB)	GS (CB)	GS (CB)	GS (CB)						
70	JONES, Christian	GS (LG)	GS (LT)	GS (LT)	GS (LT)	GS (LT)	GS (LT)						
33	LARRY, Ezekiel •	X	X	X	X	X	X						
21	LETULLI, Tano § •	GS (SAM)	GS (SAM)	GS (SAM)	GS (SAM)	-	-						
20	LOPEZ, Nick •	X	-	X	X	-	-						
32	LOUIS, Marlem •	X	X	GS (DL)	GS (DL)	X	X						
12	MAGEE, Jatavious	X	X	X	X	X	X						
85	McClure, Jerry •	-	-	-	X	X	-						
17	McCUIN, Deshawn	X	X	GS (STUD)	GS (STUD)	GS (STUD)	-						
27	McLAUGHLIN, Jelani	X	X	X	X	X	X						
65	McMAHAN, Tyler § •	X	-	X	GS (RG)	GS (RG)	GS (RG)						
91	MITCHELL, Keion	X	X	-	X	-	-						
58	MOON, Cody	X	X	X	X	X	GS (WILL)						
44	MORETTI, Kyle • §	X	X	X	X	GS (SAM)	GS (SAM)						
53	MURAO, Myles	X	GS (LG)	GS (LG)	-	-	-						
19	NAPIER, Jordan	X	X	X	X	X	X						
93	NASSAR, Brady §	GS (DL)	GS (DL)	X	X	X	GS (DL)						
7	NIMMO Jr., William •	X	X	GS (FS)	X	X	X						
5	O'NEIL, Danny § •	GS (QB)	GS (QB)	-	GS (QB)	GS (QB)	GS (QB)						
30	OLIVER, Dominic §	X	X	X	X	GS (DL)	X						
13	PASTULA, Tyler •	X	X	X	X	X	X						
0	PHILLIPS, Bryce § •	GS (CB)	GS (CB)	GS (CB)	GS (CB)	GS (CB)	GS (CB)						
46	PLASCENCIA, Gabriel	X	X	-	X	X	X						
3	POKE, Ja'Shaun § •	GS (WR)	GS (WR)	GS (WR)	GS (WR)	GS (WR)	GS (WR)						
83	SHAW, Mekhi	X	X	X	X	X	X						
68	SILVER, Ryan •	X	X	X	-	-	-						
9	STALEY, Dalsean § •	GS (R)	GS (R)	GS (R)	-	X	GS (R)						
7	SUTTON, Lucky	X	-	X	-	-	-						
94	TUIOTI, Teivis § •	GS (DL)	GS (DL)	X	X	X	GS (DL)						
6	TUPOU'ATA-JOHNSON, Javance •	X	-	GS (QB)	-	-	-						
63	ULUGALU-MASEULI, Ross	GS (RG)	GS (RG)	GS (RG)	GS (LG)	GS (LG)	GS (LG)						
81	WELSH, Mikey	X	-	-	-	-	-						
47	WHITE, Trey	GS (DL)	GS (DL)	GS (DL)	GS (DL)	GS (DL)	GS (DL)						
16	WHITMORE, Jelani	X	X	X	X	X	X						
74	WILLIAMS, Nate § •	GS (RT)	GS (RT)	GS (RT)	GS (RT)	GS (RT)	GS (RT)						
36	WILLIAMS, Prince •	X	-	-	-	-	X						
50	WINTERMEYER, Ryan	X	X	X	X	X	X						
18	WOLFE, Jude § •	GS (TE)	GS (TE)	GS (TE)	GS (TE)	GS (TE)	GS (TE)						

§ - made first career San Diego State start this season. • - made first San Diego State appearance this season. Bold RED indicates a player who has started every game this season. Bold BLACK indicates a player has played in every game this season.

2024 SAN DIEGO STATE STARTERS/PARTICIPATION

OFFENSIVE STARTERS

Position	TAMC	OSU	CAL	CMU	UH	WYO	WSU	BSU	UNM	UNLV	USU	AFA
LT	Barjon	Jones	Jones	Jones	Jones	Jones						
LG	Jones	Murao	Murao	Ulugalu-Maseuli	Ulugalu-Maseuli	Ulugalu-Maseuli						
C	Bryant	Bryant	Bryant	Bryant	Bryant	Bryant						
RG	Ulugalu-Maseuli	Ulugalu-Maseuli	Ulugalu-Maseuli	McMahan	McMahan	McMahan						
RT	N. Williams	N. Williams	N. Williams	N. Williams	N. Williams	N. Williams						
TE	Wolfe	Wolfe	Wolfe	Wolfe	Wolfe	Wolfe						
QB	O'Neil	O'Neil	Tupou'ata-Johnson	O'Neil	O'Neil	O'Neil						
RB	Cooper	Cooper	Cooper	Cooper	Cooper	Cooper						
WR	Bennett	Bennett	Bennett	Bennett	Bennett	Bennett						
WR	Brown IV	Brown IV	Brown IV	Brown IV	Brown IV	Brown IV						
WR	Poke	Poke	Poke	Poke	Poke	Poke						

DEFENSIVE STARTERS

Position	TAMC	OSU	CAL	CMU	UH	WYO	WSU	BSU	UNM	UNLV	USU	AFA
DE	Nassar	Nassar	Louis	Louis	Henderson	Nassar						
DT	Benjamin	Benjamin	Benjamin	Benjamin	Clay	Alualu						
DT	Clay	Clay	Clay	Clay	Oliver	Clay						
DT	Tuioti	Tuioti				Tuioti						
DE	White	White	White	White	White	White						
SAM	Letuli	Letuli	Letuli	Letuli	Moretti	Moon						
WILL	Chambliss	Chambliss	Chambliss	Chambliss	Chambliss	Moretti						
CB	Johnson	Johnson	Johnson	Johnson	Johnson	Johnson						
FS	Butler	Butler	Nimmo	Butler	Butler	Butler						
STUD			McCuin	McCuin	McCuin							
SS	Staley	Staley	Staley	Coffey	Coffey	Staley						
CB	Phillips	Phillips	Phillips	Phillips	Phillips	Phillips						

SPECIALIST STARTERS

Position	TAMC	OSU	CAL	CMU	UH	WYO	WSU	BSU	UNM	UNLV	USU	AFA
KO	Plascencia	Plascencia	Lopez	Plascencia	Plascencia	Plascencia						
PK	Plascencia	-	Lopez	Lopez	Plascencia	Plascencia						
Holder	Pastula	-	Pastula	Pastula	Pastula	Pastula						
Punter	Pastula	Pastula	Pastula	Pastula	Pastula	Pastula						
LS	Wintermeyer	Wintermeyer	Wintermeyer	Wintermeyer	Wintermeyer	Wintermeyer						
KOR	Poke	Poke	Poke	Poke	Poke	Poke						
PR	Welsh	M. Shaw	M. Shaw	M. Shaw	M. Shaw	M. Shaw						

PARTICIPATION CHART

	TAMC	OSU	CAL	CMU	UH	WYO	WSU	BSU	UNM	UNLV	USU	AFA
Dressed	80	80	72	74	74	74						
Played	67	58	58	56	51	51						
Seniors	26	24	23	23	19	20						
Juniors	19	16	17	18	17	19						
Sophomores	15	13	13	10	9	9						
Freshman (RS/True)	7	5	5	5	6	5						
Started	22	22	22	22	22	22						
Seniors	8	7	10	10	9	11						
Juniors	7	8	6	8	8	7						
Sophomores	5	5	4	2	3	4						
Freshman (RS/True)	2	2	2	2	2	1						
Making SDSU Debut	30	0	1	3	0	0						
Making 1st SDSU Start	19	0	1	0	2	1						

CAREER START CHART (Offense/Defense)

Player, Pos.	Yr.	Career Starts	Consecutive Starts	2024	2023	2022	2021	2020	2019
Marquez Cooper, RB	Sr.	47	38	6	12	12	13	4	-
Nate Bennett, WR	Sr.	37	6	6	9	11	11	0	-
Nate Williams, OL	Sr.	33	30	6	11	13	4	0	-
Marlem Louis, EDGE	Sr.*	29	0	2	13	10	4	0	RS
Bryce Phillips, CB	Sr.	28	28	6	11	11	JC	-	-
Kyle Moretti, LB	Sr.	24	2	2	9	12	1	-	-
Ja'Shaun Poke, WR	Sr.*	23	6	6	0	5	8	4	RS
Ross Ulugalu-Maseuli, OL	Jr.	22	6	6	10	6	RS	-	-
Brayden Bryant, OL	Sr.	16	6	6	0	10	-	-	-
Louis Brown IV, WR	Jr.	15	6	6	7	2	-	-	-
Cody Moon, LB	Sr.	15	1	1	5	9	0	-	-
Dalesean Staley, S	So.	15	1	4	11	RS	-	-	-
Tupu Alualu, DL	Sr.	13	1	1	12	JC	JC	-	-
Kenan Christon, RB	Sr.*	13	0	0	10	0	0	0	3
Mekhi Shaw, WR	Sr.	13	0	0	7	5	1	RS	-
Christian Jones, OL	Jr.	12	6	6	6	0	RS	-	-
Dean Abdullah, OL	Sr.	10	0	0	7	3	-	-	-
Myles Murao, OL	Jr.	8	2	2	6	0	RS	-	-
Trey White, EDGE	So.	7	7	6	1	RS	-	-	-
Michael Harrison, TE	Sr.	6	0	0	4	2	0	RS	-
Chris Johnson, CB	Jr.	6	6	6	0	0	-	-	-
Deshawn McCuin, S	Sr.*	6	3	3	2	0	1	0	RS
Krishna Clay, DL	So.	6	6	6	-	-	-	-	-
Josh Hunter, S	So.	5	0	0	5	RS	-	-	-

Player, Pos.	Yr.	Career Starts	Consecutive Starts	2024	2023	2022	2021	2020	2019
Jude Wolfe, TE	Sr.*	6	6	6	0	0	0	0	RS
Eric Butler, S	Jr.	5	3	5	0	0	-	-	-
Danny O'Neil, QB	Fr.	5	3	5	-	-	-	-	-
Jaylon Armistead, RB	Sr.	4	0	0	2	2	0	RS	-
Sam Benjamin, DL	Jr.	4	0	4	0	0	-	-	-
Joseph Barjon, OL	Jr.	4	2	1	3	0	-	-	-
Tano Letuli, LB	So.	4	4	4	0	-	-	-	-
JD Coffey II, S	Sr.	3	0	2	1	0	0	-	-
Ezekiel Larry, EDGE	So.	3	0	0	3	RS	-	-	-
Brady Nassar, EDGE	So.	3	1	3	0	-	-	-	-
Tevis Tuioti, DL	Sr.	3	1	3	0	0	0	RS	-
Phillippe Wesley, WR	Jr.	3	0	0	3	0	RS	-	-
William Nimmo Jr., S	Sr.*	2	0	1	1	0	0	0	-
Brady Anderson, LB	Jr.	1	0	0	1	RS	0	-	-
Cam Davis, RB	Jr.	1	0	0	1	0	RS	-	-

* - Utilizing extra year of eligibility offered by the NCAA due to COVID-19 pandemic

2024 MISCELLANEOUS STATISTICS

MISCELLANEOUS

Game	Coin Toss	KO/Receive	1st Off. Play	1st Off. Poss	1st Def. Poss.	Game Time	Game Length	Jersey	Pants	Result
A&M-Commerce	TAMUC won, def.	Receive	Cooper rush	Punt	TO on Downs	5:05 p.m. PT	3:21	Black	Black	W, 45-14
Oregon State	OSU won, def.	Receive	O'Neil pass (inc.)	Punt	Touchdown	7:37 p.m. PT	3:00	Black	Black	L, 0-21
at California	CAL won, rec.	KO	Cooper rush	Punt	Punt	7:35 p.m. PT	3:28	White	Black	L, 10-31
at Central Michigan	SDSU won, def.	KO	Cooper rush	TO on Downs	Field Goal	3:32 p.m. ET	3:32	White	Black	L, 21-22
Hawai'i	UH won, def.	Receive	O'Neil pass (comp.)	Punt	Punt	5:02 p.m. PT	3:28	Black	Black	W, 27-24
at Wyoming	WYO won, def.	Receive	O'Neil pass (inc.)	Punt	Punt	1:32 p.m. MT	3:36	White	Black	W, 27-24

AVERAGE STARTING FIELD POSITION

Category	San Diego State	Opponents
Drives Started	72	73
Cumulative Starting Yard Line	2,319	1,855
Average Field Position	Own 32.21	Own 25.41
Drives Started in Opponent Territory/Att. to Score	8/7	5/5
Scores/Touchdowns, Field Goals	4/1,3	3/2,1
Points	16	17
Drives Started Inside/At Own 25	18/19	26/18
Points Scored (TDs/FGs)	62 (8/2)	102 (13/4)

* - kick/punt returns for a touchdown not included. & - overtime possessions not included

SDSU OFFENSIVE POSSESSIONS (DEF/ST SCORES NOT INCLUDED)

Game	Poss.	TD	FG	MFG	Punt	TO	Clock	Downs	3&Out*	PPP^
A&M-Comm.++	11	4	1	1	3	0	0	2	2	2.45
Oregon State	12	0	0	0	8	1	2	0	5	0.00
at California	13	1	1	0	6	2	2	1	3	0.69
at Central Michigan	13	3	0	2	5	0	2	1	3	1.38
Hawai'i	10	3	2	0	5	0	0	0	3	2.40
at Wyoming+	13	2	2	0	7	1	0	1	3	1.38

* - less if there is a turnover or end of half; must not have earned a first down or scored points. + - indicates team scored a non-offensive touchdown. & - overtime possession included. # - possession/turnover not included when offense never had ball (turnover on special teams). ^ - PATs/2-pt. not included. • - also includes free kick after a safety. @ - safety included

OPPONENT OFFENSIVE POSSESSIONS (DEF/ST SCORES NOT INCLUDED)

Game	Poss.	TD	FG	MFG	Punt	TO	Clock	Downs	3&Out*	PPP^
A&M-Commerce	13	2	0	0	6	3	1	1	4	0.46
Oregon State	11	3	0	2	5	0	0	0	1	1.64
at California	13	4	1	1	3	1	0	1	2	2.08
at Central Michigan	11	2	3	0	5	1	0	0	1	1.91
Hawai'i	10	3	1	0	5	1	1	1	3	2.10
at Wyoming	15	3	1	1	7	2	1	0	4	1.40

* - less if there is a turnover or end of half; must not have earned a first down or scored points. + - indicates team scored a non-offensive touchdown. & - overtime possession included. # - possession/turnover not included when offense never had ball (turnover on special teams). ^ - PATs/2-pt. not included. • - also includes free kick after a safety.

DRIVE ANALYSIS

Game	SDSU		OPPONENT	
	TD	FG	TD	FG
A&M-Commerce	6^^	1	2	0
Oregon State	0	0	3	0
at California	1	1	4	1
at Central Michigan	3	0	2	3
Hawai'i	3	2	3	1
at Wyoming	3^	2	3	1
TOTALS	16	6	17	6

^ - indicates team scored a non-offensive touchdown. & - overtime drives included

GAME-OPENING DRIVE

Game	SDSU			OPPONENT		
	Pts.	FD	Yds.	Pts.	FD	Yds.
A&M-Commerce	0	0	-9^	0	1	18
Oregon State	0	0	6^	7	3	53
at California	0	1	20	0	0	3
at Central Michigan	0	3	46	3	1	61
Hawai'i	0	1	3	0	0	2^
at Wyoming	0	1	8	0	0	-5^
TOTALS	0	6	74	10	5	132
AVERAGES	0.0	1.0	12.3	1.7	0.8	26.4

^ - indicates possession ended in a 3-and-out

OPENING SECOND-HALF DRIVE

Game	SDSU			OPPONENT		
	Pts.	FD	Yds.	Pts.	FD	Yds.
A&M-Commerce	7	1	66	0	1 ^p	3
Oregon State	0	0	4^	0	1	16
at California	0	0	9^	7	2	85
at Central Michigan	0	0	7^	7	4 ^p	77
Hawai'i	3	2	19	0	0	3
at Wyoming	0	2	27	3	4	50
TOTALS	10	5	134	17	12	234
AVERAGES	1.7	0.8	22.3	2.8	2.0	39.0

^ - indicates possession ended in a 3-and-out. ^p - indicates first down gained by penalty.

2024 MISCELLANEOUS STATISTICS

SDSU SCORING DRIVES

Opponent	Plays	Drive Yds.	TOP	Type Of Score	Qtr/Time	Drive Start	Scoring Play
A&M-Comm.	16	48	5:27	FG	1st/0:28	SDSU21	Plascencia 50-yd field goal
	6	66	1:54	TD	3rd/11:34	SDSU34	Cooper 47-yd run
	3	62	0:44	TD	3rd/6:36	SDSU38	Brown 44-yd pass f/O'Neil
	7	95	2:17	TD	4th/14:55	SDSU5	Cooper 7-yd run
	7	79	4:28	TD	4th/6:57	SDSU21	Napier 8-yd pass f/O'Neil
Oregon State	N/A						
at California	8	29	3:40	FG	1st/5:42	CAL40	Lopez 29-yd field goal
	7	75	2:28	TD	4th/11:05	SDSU25	Napier 40-yd pass f/Tupou'ata-Johnson
at Central Mich.	6	75	1:56	TD	1st/6:13	SDSU25	Cooper 3-yd run
	4	17	1:07	TD	2nd/12:43	CMU17	Wolfe 5-yd pass f/O'Neil
	3	73	0:53	TD	2nd/3:30	SDSU27	Wolfe 26-yd pass f/O'Neil
Hawai'i	16	53	6:38	FG	1st/5:35	SDSU42	Plascencia 24-yd field goal
	8	55	3:37	TD	2nd/4:49	SDSU45	Cooper 9-yd run
	9	75	1:47	TD	2nd/0:06	SDSU25	Brown 16-yd pass f/O'Neil
	10	19	4:46	FG	3rd/8:33	UH44	Plascencia 43-yd field goal
	8	87	2:30	TD	4th/7:05	SDSU13	Cooper 2-yd run
at Wyoming	4	6	1:21	FG	1st/6:27	WYO10	Plascencia 22-yd field goal
	8	75	3:54	TD	2nd/5:14	SDSU25	Cooper 4-yd run
	4	80	0:49	TD	4th/13:54	SDSU20	Napier 27-yd pass f/O'Neil
	7	77	3:36	FG	4th/7:35	SDSU18	Plascencia 28-yd field goal

OPPONENT SCORING DRIVES

Opponent	Plays	Drive Yds.	TOP	Type Of Score	Qtr/Time	Drive Start	Scoring Play
A&M-Comm.	10	75	4:08	TD	2nd/0:59	AMC25	Oakmon 1-yd run
	8	65	4:18	TD	3rd/2:17	AMC35	Allison 6-yd pass f/Rodriguez
Oregon State	5	53	1:53	TD	1st/11:47	OSU47	Griffin 16-yd run
	13	98	8:04	TD	4th/14:53	OSU2	Hankerson 15-yd run
	5	42	2:58	TD	4th/4:36	SDSU42	Coufield 21-yd pass f/McCoy
at California	7	69	3:17	TD	1st/2:25	CAL31	Mendoza 8-yd run
	8	85	3:55	TD	3rd/9:36	CAL15	Calloway 7-yd run
	13	90	5:37	TD	3rd/1:30	CAL10	Dyches 20-yd pass f/Mendoza
	5	-5	1:50	FG	4th/13:33	SDSU25	Coe 48-yd field goal
	3	75	1:17	TD	4th/9:48	CAL25	Hunter 15-yd pass f/Mendoza
at Central Mich.	6	61	2:28	FG	1st/12:26	CMU32	Mattson 25-yd field goal
	12	75	5:42	TD	1st/0:31	CMU25	Lukes 8-yd pass f/Labas
	12	59	3:04	FG	2nd/0:26	CMU25	Mattson 34-yd field goal
	15	77	5:52	TD	3rd/5:52	CMU23	Harris 1-yd run
	15	52	1:51	FG	4th/0:05	CMU20	Mattson 46-yd field goal
Hawai'i	15	77	4:49	FG	1st/0:43	UH10	Matsuzawa 30-yd field goal
	6	77	2:50	TD	2nd/1:53	UH23	Hines 23-yd pass f/Schager
	12	75	6:27	TD	3rd/2:06	UH25	Ashlock 6-yd pass f/Schager
	14	89	5:48	TD	4th/9:44	UH11	Cenacle 23-yd pass f/Schager
at Wyoming	2	75	0:41	TD	1st/5:46	WYO25	Sargent 70-yd pass f/Svoboda
	12	75	5:54	TD	1st/9:08	WYO25	Scott 1-yd run
	15	50	4:55	FG	3rd/10:05	WYO25	Hayland 42-yd field goal
	6	78	2:17	TD	3rd/14:50	WYO22	Svoboda 51-yd run

2024 MISCELLANEOUS STATISTICS

	San Diego State	Opponents
TOTAL SCORE	130	136
Time Spent in the Lead (<i>Tied 71:36</i>)	142:21	140:49
Total Plays - Yards	384-1,966	441-2,252
Plus Territory: Plays-Yards	127-668	160-722
Drives with Plays in Plus Territory (<i>OT not included</i>)	37-of-72	34-of-73
First Down Plays/Yards	159/825	184/838
Average on First Down	5.19	4.55
Rushes-Yards (Avg.)	91-401 (4.4)	105-545 (5.2)
Passes-Yards (Avg.)	66-424 (6.4)	72-293 (4.1)
First Down Sacked-Yards (recorded as a rush)	5-(-22)	8-(-36)
First Down Penalties by Opponent-Yards	6-49	9-94
First Down Penalties by Offense-Yards	20-170	15-114
First Downs Made	33	30
First Down Turnovers	2	5
First Down Touchdowns	6	7
Third Down Efficiency (Pct.)	29-87 (33.3)	40-95 (42.1)
Rushing (Pct.)	12-30 (40.0)	18-30 (60.0)
Passing (Pct.)	17-52 (32.7)	21-60 (35.0)
Third Down Sacked-Yards (recorded as a rush)	5-(-42)	6-(-33)
Conversion Penalties	4	4
Third Down Penalties by Opponent-Yards	4-47	5-67
Third Down Penalties by Offense-Yards	8-55	4-25
Yards Gained	544	567
Average Yards Gained/Att.	6.25	5.97
3rd & Long (9 or more yards)	11-67 (16.4%)	14-61 (22.9%)
3rd & Short (4 or fewer yards)	14-21 (66.7%)	20-30 (66.7%)
Third Down Turnovers	1	1
Third Down Touchdowns	3	2
Fourth Down Efficiency (yards)	7-14 (42)	9-15 (102)
Three and Outs or Less (Must Have Earned 1st Down or Scored)	20	21
Opponent Turnovers-Points (per Turnover)	9-45 (5.0)	4-7 (1.8)
* - indicates an additional turnover gained in overtime		
Scores-Times in the Red Zone (Points)	13-17 (71)	16-17 (95)
Plays-Yards	52-98	50-175
Third Down Efficiency	2-12	1-9
Scores-Times in Goal to Go (Points)	10-12 (54)	9-9 (50)
Plays-Yards	27-58	27-40
Explosive Plays (20-Plus Yards)	25	20
Rushing	7	7
Passing	18	13
Yards by Quarter:		
First	421	561
Second	590	524
Third	372	608
Fourth	583	559

FIRST DOWNS EARNED

Name	Pass	Receive	Rush	Total
Armstead	0	1	1	2
Bennett	0	6	0	5
Brown IV	0	16	0	13
Chambliss	0	1	0	1
Cooper	0	3	31	28
Davis	0	0	2	1
Harrison	0	2	0	2
O'Neil	45	0	3	38
Napier	0	5	0	4
Pastula	1	0	0	1
Poke	0	13	0	8
Tupou'ata-Johnson	6	0	0	6
Wolfe	0	5	0	4
TOTALS	52	52	37	89

2024 MISCELLANEOUS STATISTICS

RESULT OF SAN DIEGO STATE TURNOVERS

Opponent	Qtr.	Turnover (Player)	Defender	Led To	Pts.*
Oregon State	3	Fumble (O'Neil)	Kane (FF), Taylor (FR)	Touchdown	7
at California	2	Interception (Tupou'ata-Johnson)	Williams (INT)	Missed FG	0
	4	Interception (Tupou'ata-Johnson)	Harris (INT)	TO on Downs	0
at Wyoming	2	Interception (O'Neil)	Shay (INT)	Missed FG	0

San Diego State's 4 turnover resulted in 7 points for its opponents.
+ - indicates turnover was gained in overtime

RESULT OF OPPONENT TURNOVERS

Opponent	Qtr.	Turnover (Player)	Defender	Led To	Pts.*
A&M-Comm.	2	Fumble (Wilson)	Johnson (FF), Clay (FR)	Punt	0
	3	Fumble (Rodriguez)	White (FF), Letuli (FR)	Touchdown	6
	4	Interception (Rodriguez)	Coffey (INT)	Touchdown	7
at California	2	Interception (Mendoza)	Letuli (INT)	Punt	0
at Central Mich.	2	Fumble (Kent)	Johnson (FF), Anderson (FR)	Touchdown	7
Hawai'i	2	Interception (Schager)	Whitmore (INT)	Touchdown	7
at Wyoming	1	Interception (Svoboda)	Johnson (INT)	Field Goal	3
	1	Interception	Butler (INT)	Touchdown	7

Opponent's 8 turnovers resulted in 37 points for San Diego State
+ - indicates turnover was gained in overtime

TURNOVER ANALYSIS

	TO	Opp. Pts.	TD/FG	Pts./TO*
San Diego State	4	7	1/0	1.75
Opponent	8	37	5/1	4.63

+ - indicates an additional turnover was lost in overtime

TURNOVERS LOST

Name	TO's Lost	Fum.	Int.	Points	^PPT
Danny O'Neil	2	1	1	7	3.5
Javance Tupou'ata Johnson	2	0	2	0	0.0
TOTALS	3	1	2	7	2.33

TO'S Lost - turnovers lost. Fum. - fumbles lost. Int. - Interceptions thrown. Points - points scored by the opponent after a turnover. ^PPT - points per turnover scored by the opponent (does not include turnovers gained in overtime). NOTE: Total turnovers equals FUM and INT.

TURNOVERS GAINED

Name	#TAPO	FF	FR	Int.	Points	^PPT
Anderson	1	0	1	0	3.5	3.50
Butler	1	0	0	1	7.0	7.0
Clay	1	0	1	0	0	0.00
Coffey	1	0	0	1	7	7.00
Johnson	3	2	0	1	6.5	2.17
Letuli	2	0	1	1	3	1.75
Phillips	1	0	0	1	0	0.00
White	1	1	0	0	3	3.50
Whitmore	1	0	0	1	7	7.00
TOTALS	10	3	3	4	27	2.70

#TAPO - turnovers a part of (FF, FR, Int.). FF - forced fumbles, FR - fumbles recovered. Int. - Interceptions. Points - points scored off an opponent's turnover (NOTE: fumbles forced and fumbles recovered are each awarded half the points for SDSU's score ex.: a touchdown and PAT after a fumble gives each player 3.50 points). ^PPT - points per turnover scored by SDSU (+ - indicates an additional turnover was gained in overtime. * - total turnovers equals FR and Int.)

2024 MISCELLANEOUS STATISTICS

SAN DIEGO STATE BIG OFFENSIVE PLAYS (20+ YARDS) (14 overall)

Game	Player	Type	Down & Dist.	Yards
A&M-Commerce (7)	O'Neil/Brown IV	Pass	2nd & 4	39
	Cooper	Rush	3rd & 2	47
	O'Neil/Brown IV	Pass	1st & 10	44
	Cooper	Rush	1st & 10	38
	O'Neil/Napier	Pass	3rd & 4	29
	O'Neil	Rush	1st & 10	28
Oregon State (2)	Cooper	Rush	2nd & 6	28
	O'Neil/Cooper	Pass	3rd & 12	21
Oregon State (2)	O'Neil/Brown IV	Pass	1st & 10	35
	Tupou'ata-Johnson/Poke	Pass	1st & 10	20
at California (2)	Tupou'ata-Johnson/Napier	Pass	3rd & 4	40
at Central Mich. (5)	O'Neil/Bennett	Pass	3rd & 8	34
	O'Neil/Brown IV	Pass	2nd & 17	43
	Cooper	Rush	1st & 10	47
	O'Neil/Wolfe	Pass	2nd & 10	26
	O'Neil/Brown IV	Pass	2nd & 9	41
Hawai'i (3)	O'Neil/Brown IV	Pass	1st & 10	30
	Cooper	Rush	1st & 10	31
	O'Neil/Bennett	Pass	2nd & 10	48
at Wyoming (5)	O'Neil/Wolfe	Pass	1st & 10	32
	O'Neil/Napier	Pass	3rd & 10	53
	O'Neil/Napier	Pass	1st & 10	27
	O'Neil/Bennett	Pass	1st & 10	41
	Cooper	Rush	1st & 10	26

RED indicates touchdown scored on the play

OPPONENT BIG OFFENSIVE PLAYS (20+ YARDS) (13 overall)

Game	Player	Type	Down & Dist.	Yards
A&M-Commerce (2)	Rodriguez/Bilbo	Pass	3rd & 4	27
	Oakmon	Rush	1st & 10	24
Oregon State (3)	Johnson	Rush	1st & 10	23
	McCoy/Walker	Pass	3rd & 11	41
	McCoy/Caufield	Pass	3rd & 3	21
at California (5)	Thomas	Rush	2nd & 6	37
	Thomas	Rush	3rd & 1	57
	Mendoza/Grizzell	Pass	3rd & 10	21
	Mendoza/Dyches	Pass	1st & 10	20
	Calloway	Rush	2nd & 10	60
at Central Mich. (3)	Labas/Harris	Pass	2nd & 10	60
	Chapeau/Whiteside	Pass	4th & 3	23
	Labas/Lukes	Pass	2nd & 8	43
Hawai'i (3)	Schager/Cenacle	Pass	2nd & 10	20
	Schager/Hines	Pass	1st & 10	23
	Schager/Cenacle	Pass	2nd & 12	23
at Wyoming (4)	Svoboda/Sargent	Pass	2nd & 5	70
	Scott	Rush	1st & 10	27
	Svoboda	Rush	1st & 10	51
	Svoboda	Rush	1st & 10	24

RED indicates touchdown scored on the play

SAN DIEGO STATE BIG OFFENSIVE PLAYS (20+ YARDS)

Name	Total	Rushing	Receiving	20-29	30-39	40-49	50-59	60-69	70-79	80-89	90-99
Nate Bennett, WR	3		3		1	2					
Louis Brown IV, WR	4		4		1	3					
Marquez Cooper, RB	6	6		2	2	2					
Jordan Napier, WR	4		4	2		1	1				
Danny O'Neil, QB	1	1		1							
Ja'Shaun Poke, WR	1		1	1							
Jude Wolfe, TE	2		1	1	1						
SDSU TOTALS	21	7	14	7	5	8	1				
OPPONENT	17	7	10	10	1	1	1	2	1		

2024 MISCELLANEOUS STATISTICS

SEASON HIGHS

POINTS SCORED

12, Marquez Cooper vs. A&M-Commerce (Aug. 31)
12, Jude Wolfe at Central Michigan (Sept. 28)
12, Marquez Cooper vs. Hawai'i (Oct. 5)
9, Gabriel Plascencia vs. Hawai'i (Oct. 5)

TOUCHDOWNS SCORED

2, Marquez Cooper vs. A&M-Commerce (Aug. 31)
2, Jude Wolfe at Central Michigan (Sept. 28)
2, Marquez Cooper vs. Hawai'i (Oct. 5)

MOST RUSHING ATTEMPTS

34, Marquez Cooper at Central Michigan (Sept. 28)
30, Marquez Cooper vs. Hawai'i (Oct. 5)
27, Marquez Cooper vs. A&M-Commerce (Aug. 31)

MOST RUSHING YARDS

223, Marquez Cooper vs. A&M-Commerce (Aug. 31)
111, Marquez Cooper at Central Michigan (Sept. 28)
109, Marquez Cooper vs. Hawai'i (Oct. 5)
87, 2x, last: Marquez Cooper at Wyoming (Oct. 12)

MOST RUSHING TOUCHDOWNS

2, Marquez Cooper vs. A&M-Commerce (Aug. 31)
2, Marquez Cooper vs. Hawai'i (Oct. 5)
1, 2x, last: Marquez Cooper at Wyoming (Oct. 12)

LONGEST RUSH

47, Marquez Cooper vs. A&M-Commerce (Aug. 31)
47, Marquez Cooper at Central Michigan (Sept. 28)
38, Marquez Cooper vs. A&M-Commerce (Aug. 31)
31, Marquez Cooper vs. Hawai'i (Oct. 5)
28, Marquez Cooper vs. A&M-Commerce (Aug. 31)

MOST PASSING ATTEMPTS

33, Danny O'Neil vs. A&M-Commerce (Aug. 31)
33, Danny O'Neil vs. Hawai'i (Oct. 5)
29, J. Tupou'ata-Johnson at California (Sept. 14)
27, Danny O'Neil at Wyoming (Oct. 12)

MOST PASSING COMPLETIONS

24, Danny O'Neil vs. Hawai'i (Oct. 5)
22, Danny O'Neil vs. A&M-Commerce (Aug. 31)
16, Danny O'Neil at Wyoming (Oct. 12)
14, Danny O'Neil at Central Michigan (Sept. 28)

MOST PASSING YARDS

254, Danny O'Neil at Wyoming (Oct. 12)
246, Danny O'Neil at Central Michigan (Sept. 28)
224, Danny O'Neil vs. Hawai'i (Oct. 5)
214, Danny O'Neil vs. A&M-Commerce (Aug. 31)
156, J. Tupou'ata-Johnson at California (Sept. 14)

MOST PASSING TOUCHDOWNS

2, Danny O'Neil vs. A&M-Commerce (Aug. 31)
2, Danny O'Neil at Central Michigan (Sept. 28)
1, 3x, last: Danny O'Neil at Wyoming (Oct. 12)

LONGEST PASS

53, Danny O'Neil at Wyoming (Oct. 12)
48, Danny O'Neil vs. Hawai'i (Oct. 5)
44, Danny O'Neil vs. A&M-Commerce (Aug. 31)
43, Danny O'Neil at Central Michigan (Sept. 28)
41, 2x, last: Danny O'Neil at Wyoming (Oct. 12)

MOST RECEPTIONS

8, Louis Brown IV at Central Michigan (Sept. 28)
8, Ja'Shaun Poke at Wyoming (Oct. 12)
6, Ja'Shaun Poke vs. A&M-Commerce (Aug. 31)
5, Jordan Napier vs. Hawai'i (Oct. 5)
5, Louis Brown IV vs. Hawai'i (Oct. 5)

MOST RECEIVING YARDS

149, Louis Brown IV at Central Michigan (Sept. 28)
91, Louis Brown IV vs. A&M-Commerce (Aug. 31)
91, Jordan Napier at Wyoming (Oct. 12)
74, Nate Bennett vs. Hawai'i (Oct. 5)
53, Jordan Napier at California (Sept. 14)

MOST RECEIVING TOUCHDOWNS

2, Jude Wolfe at Central Michigan (Sept. 28)
1, 5x, last: Jordan Napier at Wyoming (Oct. 12)

LONGEST RECEPTION

53, Jordan Napier at Wyoming (Oct. 12)
48, Nate Bennett vs. Hawai'i (Oct. 5)
44, Louis Brown IV vs. A&M-Commerce (Aug. 31)
43, Louis Brown IV at Central Michigan (Sept. 28)
41, 2x, last: Nate Bennett at Wyoming (Oct. 12)

MOST FIELD GOALS

2, Gabriel Plascencia vs. Hawai'i (Oct. 5)
2, Gabriel Plascencia at Wyoming (Oct. 12)
1, Gabriel Plascencia vs. A&M-Commerce (Aug. 31)
1, Nick Lopez at California (Sept. 14)

LONGEST FIELD GOAL

50, Gabriel Plascencia vs. A&M-Commerce (Aug. 31)
43, Gabriel Plascencia vs. Hawai'i (Oct. 5)
29, Nick Lopez at California (Sept. 14)

MOST PUNTS

7, Tyler Pastula vs. Oregon State (Sept. 7)
7, Tyler Pastula at Wyoming (Oct. 12)
6, Tyler Pastula at California (Sept. 14)

HIGHEST PUNTING AVERAGE

48.6, Tyler Pastula vs. Oregon State (Sept. 7)
47.6, Tyler Pastula vs. Hawai'i (Oct. 5)
47.2, Tyler Pastula at Central Michigan (Sept. 28)

LONGEST PUNT

75, Tyler Pastula at Wyoming (Oct. 12)
65, Tyler Pastula vs. Hawai'i (Oct. 5)
63, Tyler Pastula vs. Oregon State (Sept. 7)

LONGEST PUNT RETURN

16, Jordan Napier at Wyoming (Oct. 12)
15, Mekhi Shaw vs. Hawai'i (Oct. 5)
12, Jordan Napier vs. Hawai'i (Oct. 5)

MOST PUNT RETURN YARDS

22, Mekhi Shaw vs. Hawai'i (Oct. 5)
16, Jordan Napier at Wyoming (Oct. 12)
14, Mekhi Shaw at Wyoming (Oct. 12)

LONGEST KICKOFF RETURN

44, Ja'Shaun Poke vs. A&M-Commerce (Aug. 31)
35, Ja'Shaun Poke vs. Hawai'i (Oct. 5)
25, Ja'Shaun Poke at Wyoming (Oct. 12)

MOST KICKOFF RETURN YARDS

46, Ja'Shaun Poke vs. A&M-Commerce (Aug. 31)
41, Ja'Shaun Poke at Wyoming (Oct. 12)
35, Ja'Shaun Poke vs. Hawai'i (Oct. 5)

MOST ALL-PURPOSE YARDS

233, Marquez Cooper vs. A&M-Commerce (Aug. 31)
149, Louis Brown IV at Central Michigan (Sept. 28)
137, Marquez Cooper vs. Hawai'i (Oct. 5)
111, Marquez Cooper at Central Michigan (Sept. 28)
107, Jordan Napier at Wyoming (Oct. 12)

MOST TACKLES

15, JD Coffey III at Central Michigan (Sept. 28)
9, Chris Johnson vs. Oregon State (Sept. 7)
8, Tano Letuli vs. A&M-Commerce (Aug. 31)
8, Trey White at Central Michigan (Sept. 28)
8, Dalsean Staley vs. Hawai'i (Oct. 5)

MOST SACKS

3.0, Trey White at Central Michigan (Sept. 28)
3.0, Trey White vs. Hawai'i (Oct. 5)
2.5, Trey White at California (Sept. 14)
2.0, Trey White at Wyoming (Oct. 12)

MOST TACKLES FOR LOSS

4.0, Trey White at Central Michigan (Sept. 28)
4.0, Trey White vs. Hawai'i (Oct. 5)
3.0, Trey White at Wyoming (Oct. 12)
2.5, Trey White at California (Sept. 14)
1.5, 2x, last: Tupu Alualu at California (Sept. 14)

MOST INTERCEPTIONS

1, JD Coffey III vs. A&M-Commerce (Aug. 31)
1, Tano Letuli at California (Sept. 14)
1, Bryce Phillips at Central Michigan (Sept. 28)
1, Jelani Whitmore vs. Hawai'i (Oct. 5)
1, Chris Johnson at Wyoming (Oct. 12)
1, Eric Butler at Wyoming (Oct. 12)

LONGEST INTERCEPTION RETURN

68, Bryce Phillips at Central Michigan (Sept. 28)
45, JD Coffey III vs. A&M-Commerce (Aug. 31)
43, Eric Butler at Wyoming (Oct. 12)
42, Chris Johnson at Wyoming (Oct. 12)
20, Tano Letuli at California (Sept. 14)

RED indicates touchdown scored on play

THIRD DOWN EFFICIENCY ANALYSIS

	Total	Pct.	1	2	3	4	5	6	7	8	9	10	11+	Longest Converted
SAN DIEGO STATE	29-87	33.33	3-4	2-2	2-2	4-9	3-8	2-6	1-4	3-9	2-6	1-3	2-26	3rd & 12 vs. OSU
OPPONENTS	40-95	42.11	10-12	2-5	5-6	5-8	3-7	3-9	3-7	2-7	0-3	5-9	3-20	3rd & 13 vs. UH

GOAL TO GO

	No.	Score	TD	FG	MFG	Downs	TOs	Half	Game	Points^	PPP
SAN DIEGO STATE	9	8	6	2	0	0	1	0	0	43	4.78
OPPONENTS	9	9	7	2	0	0	0	0	0	49	5.44

^ - does not include PAT. PPP - points per possession

PUNT ANALYSIS

	Punts	Yards	Avg.	TB	Returns	Yards	Avg.	Net Avg.	Pct. Not Returned	In 20	In 10	In 5	Opp. Territory No.	Yds.	Adj. 50 & Out No.	Avg.
Tyler Pastula	33	1,528	46.3	6	10	59	5.9	40.9	69.70	11	6	2	7	289	26	47.6
TEAM (blocked punts)	1	4	4.0	0	0	0	0	0	0.00	0	0	0	0	0	0	0.0
TOTAL	34	1,532	45.1	6	10	59	5.9	39.8	70.59	11	6	2	7	289	26	47.8
OPPONENTS	29	1,174	40.5	1	13	70	5.4	37.4	55.17	7	1	0	2	60	27	41.2

Returns - times the opponent returned a punt. Yards - yards for the returned punts. Avg. - yards per returned punt. Pct. Not Returned - percent of punts that were not returned. In 20 - inside the 20. In 10 - inside the 10. In 5 - inside the 5. Opp. Territory - number and yards of punts inside opponents territory. Adj. 50 & Out - punt average excluding punts inside opponents territory.

KICKOFF ANALYSIS

	Total	RET	FC	MUF	NA	TB	In 20	In 25	OB	OnS	Squib	Total YL	Return YL	AFP	AFP w/R
Gabriel Plascencia	22	9	2	0	6	10	3	5	1	0	0	531	222	24.13	24.67
Nick Lopez	6	2	1	1	4	3	0	1	0	0	0	157	52	26.17	26.00
TOTAL	28	11	3	1	10	13	3	6	1	0	0	688	274	24.57	24.91
OPPONENTS	29	9	0	1	18	18	4	5	2	0	0	737	202	25.41	22.44

Does not include penalties. RET - no. of returns. FC - fair catch. MUF - muffed. NA - no attempt at a return. TB - touchback. In 20 - inside 20. In 25 - inside 25. OB out of bounds. OnS - onsides (does not count for AFP or AFP w/R). Squib - squibs. Total YL - opponent total yard line. Return YL - opponent total yard line on returns. AFP - average field position on kickoffs. AFP w/R - average position on returned kickoffs

LAST TIME IT HAPPENED

TEAM

Scored, 60 or More Points
Scored, 50 or More Points
Scored, 40 or More Points
Scored, 30 or More Points

Total Offense, 600 Yards or More
Total Offense, 500 Yards or More
Total Offense, 400 Yards or More

Total Offense, 85 or More Plays
Total Offense, 75 or More Plays
30 or More First Downs
25 or More First Downs

Two-Point Conversion

Rushing, 500 Yards or More
Rushing, 400 Yards or More
Rushing, 300 Yards or More
Rushing, 80 or More Attempts
Rushing, 70 or More Attempts
Rushing, 60 or More Attempts
Rushing, 50 or More Attempts
Rushing, 7 or More Touchdowns
Rushing, 6 or More Touchdowns
Rushing, 5 or More Touchdowns
Rushing, 4 or More Touchdowns

Passing, 500 Yards or More
Passing, 400 Yards or More
Passing, 300 Yards or More
Passing, 50 or More Attempts
Passing, 40 or More Attempts
Passing, 30 or More Attempts
Passing, 30 or More Completions
Passing, 25 or More Completions
Passing, 20 or More Completions
Passing, 6 or More Touchdowns
Passing, 5 or More Touchdowns

Shut Out
Shut Out Through 3 Quarters
Shut Out Through Halftime
Shut Out Through 1 Quarter

Recorded a Safety
Allowed No Offensive Touchdowns

Allowed 200 Yards or Less Total Offense
Allowed 100 Yards or Less Total Offense

Allowed 50 Yards or Less Rushing
Allowed 100 Yards or Less Rushing
Allowed 100 Yards or Less Passing

Allowed 10 First Downs or Fewer

Did Not Commit a Turnover
Recorded 6 or More Turnovers
Recorded 5 or More Turnovers
Intercepted 5 or More Passes
Intercepted 4 or More Passes
Intercepted 3 or More Passes
Recovered 4 Fumbles
Recovered 3 Fumbles

San Diego State

Nov. 3, 1990 vs. Utah (66)
Nov. 4, 2017 at San José State* (52)
Aug. 31, 2024 vs. A&M-Commerce (45)
Aug. 31, 2024 vs. A&M-Commerce (45)

Nov. 4, 2017 at San José State* (648)
Oct. 31, 2020 at Utah State* (570)
Aug. 31, 2024 vs. A&M-Commerce (468)

Oct. 26, 2013 vs. No. 15 Fresno State* (87)
Nov. 25, 2023 vs. Fresno State* (79)
Dec. 21, 2021 vs. No. 24/25 UTSA (31)
Dec. 21, 2021 vs. No. 24/25 UTSA (31)

Aug. 31, 2024 vs. A&M-Commerce

Nov. 4, 2017 at San José State* (554)
Oct. 31, 2020 at Utah State* (407)
Sept. 2, 2023 vs. Idaho State (302)
Has not occurred
Nov. 4, 2017 at San José State* (71)
Nov. 4, 2017 at San José State* (71)
Nov. 25, 2023 vs. Fresno State (53)
Sept. 14, 1991 vs. Pacific (7)
Nov. 4, 2017 at San José State* (6)
Nov. 4, 2017 at San José State* (6)
Sept. 2, 2023 vs. Idaho State (4)

Nov. 20, 2010 vs. No. 25 Utah* (528)
Dec. 17, 2011 vs. La.-Lafayette (413)
Dec. 24, 2022 vs. Middle Tennessee (309)
Aug. 31, 2013 vs. Eastern Illinois (64)
Nov. 4, 2023 vs. Utah State* (40)
Oct. 5, 2024 vs. Hawai'i* (33)
Nov. 6, 2020 vs. San José State* (30)
Nov. 4, 2023 vs. Utah State* (26)
Oct. 5, 2024 vs. Hawai'i* (24)
Oct. 24, 2009 at Colorado State* (6)
Oct. 24, 2009 at Colorado State* (6)

Aug. 31, 2019 vs. Weber State (W, 6-0)
Sept. 24, 2022 vs. Toledo (W, 17-14)
Nov. 26, 2022 vs. Air Force* (L, 3-13)
Aug. 31, 2024 vs. A&M-Commerce (W, 45-14)

Sept. 2, 2023 vs. Idaho State (W, 36-28)
Oct. 21, 2023 vs. Nevada* (L, 0-6)

Aug. 31, 2024 vs. A&M-Commerce (180)
Oct. 3, 2015 vs. Fresno State* (89)

Sept. 2, 2023 vs. Idaho State (22)
Aug. 31, 2024 vs. A&M-Commerce (63)
Oct. 21, 2023 vs. Nevada* (98)

Nov. 18, 2022 at New Mexico (9)

Sept. 28, 2024 at Central Michigan
Sept. 5, 2015 vs. San Diego (6)
Dec. 24, 2022 vs. Middle Tennessee (5)
Sept. 5, 2015 vs. San Diego (5)
Dec. 17, 2016 vs. Houston (4)
Sept. 2, 2023 vs. Idaho State (3)
Dec. 23, 2014 vs. Navy (4)
Oct. 14, 2023 at Hawai'i* (3)

Opponent

Nov. 26, 2016 vs. Colorado State* (63)
Nov. 26, 2016 vs. Colorado State* (63)
Sept. 30, 2023 at Air Force* (49)
Sept. 14, 2024 at California (31)

Sept. 10, 2016 vs. California (604)
Sept. 9, 2023 vs. UCLA (550)
Sept. 14, 2024 at California (473)

Dec. 23, 2017 vs. Army West Point (91)
Sept. 7, 2024 vs. Oregon State (78)
Dec. 23, 2017 vs. Army West Point (31)
Sept. 3, 2022 vs. Arizona (25)

Aug. 31, 2024 vs. A&M-Commerce

Has not occurred
Dec. 23, 2017 vs. Army West Point (440)
Sept. 30, 2022 at Boise State (316)
Dec. 23, 2017 vs. Army West Point (87)
Dec. 23, 2017 vs. Army West Point (87)
Nov. 26, 2022 vs. Air Force* (66)
Sept. 7, 2024 vs. Oregon State (51)
Oct. 18, 2008 at New Mexico* (8)
Oct. 18, 2008 at New Mexico* (8)
Sept. 30, 2022 at Boise State* (5)
Sept. 30, 2023 at Air Force* (4)

Sept. 10, 2016 vs. California (522)
Oct. 14, 2023 at Hawai'i* (427)
Oct. 14, 2023 at Hawai'i* (427)
Sept. 2, 2023 vs. Idaho State (63)
Oct. 5, 2024 vs. Hawai'i* (44)
Oct. 5, 2024 vs. Hawai'i* (44)
Sept. 2, 2023 vs. Idaho State (31)
Oct. 5, 2024 vs. Hawai'i* (26)
Oct. 5, 2024 vs. Hawai'i* (26)
Has not occurred
Nov. 26, 2016 vs. Colorado State* (5)

Sept. 7, 2024 vs. Oregon State (L, 0-21)
Sept. 7, 2024 vs. Oregon State (L, 0-21)
Sept. 7, 2024 vs. Oregon State (L, 0-21)
Sept. 7, 2024 vs. Oregon State (L, 0-21)

Nov. 11, 2023 at Colorado State* (L, 19-22)
Sept. 7, 2024 vs. Oregon State (L, 0-21)

Sept. 7, 2024 vs. Oregon State (179)
Oct. 4, 2008 at TCU* (85)

Nov. 26, 2022 vs. Air Force (-1)
Sept. 7, 2024 vs. Oregon State (72)
Oct. 21, 2023 vs. Nevada* (47)

Sept. 7, 2024 vs. Oregon State (7)

Sept. 7, 2024 vs. Oregon State
Has not occurred
Has not occurred
Sept. 23, 2016 vs. Utah* (5)
Aug. 31, 2013 vs. Eastern Illinois (4)
Sept. 9, 2023 vs. UCLA (3)
Nov. 16, 2013 at Hawai'i* (4)
Sept. 26, 2015 at Penn State (3)

LAST TIME IT HAPPENED

TEAM	San Diego State	Opponent
Scored a Defensive Touchdown	Oct. 12, 2024 at Wyoming* (1)	Sept. 30, 2023 at Air Force*
Recorded 10 or More Tackles For Loss	Nov. 4, 2023 vs. Utah State* (12)	Sept. 9, 2023 vs. UCLA
Recorded 5 or More Sacks	Oct. 12, 2024 at Wyoming* (6)	Aug. 31, 2018 at No. 13/13 Stanford (5)
No Penalties	Sept. 23, 2017 at Air Force*	Dec. 19, 2018 vs. Ohio
Time of Possession, 35 plus minutes	Nov. 25, 2023 vs. Fresno State* (40:51)	Sept. 28, 2024 at Central Michigan (35:27)

INDIVIDUAL RUSHING

Rushing, 300 Yards or More
 Rushing, 250 Yards or More
 Rushing, 200 Yards or More
 Rushing, 150 Yards or More
 Rushing, 100 Yards or More
 Had two 100-yard Rushers
 Rushing, 40 Times or More
 Rushing, 35 Times or More
 Rushing, 30 Times or More
 Rushing, 25 Times or More
 Rushing, 4 Touchdowns or More
 Rushing, 3 Touchdowns or More
 Rushing, 2 Touchdowns or More
 Had a run of 90 yards or More
 Had a run of 80 yards or More
 Had a run of 70 yards or More
 Had a run of 60 yards or More
 Had a run of 50 yards or More

300, by Marshall Faulk vs. Hawai'i*, W - 52-28, Nov. 14, 1992
 253, by Rashaad Penny at Hawai'i*, W - 28-7, Oct. 28, 2017
 223, by Marquez Cooper vs. A&M-Commerce, W - 45-14, Aug. 31, 2024
 223, by Marquez Cooper vs. A&M-Commerce, W - 45-14, Aug. 31, 2024
 109, by Marquez Cooper vs. Hawai'i*, W - 27-24, Oct. 5, 2024
 118, by Jordan Byrd and 116, by Chance Bell at New Mexico State, W - 31-10, Sept. 14, 2019
 40, by Lynell Hamilton vs. Wyoming*, W - 25-20, Oct. 25, 2003
 36, by Juwan Washington vs. Sacramento State, W - 28-14, Sept. 8, 2018
 30, by Marquez Cooper vs. Hawai'i*, W - 27-24, Oct. 5, 2024
 25, by Marquez Cooper at Wyoming*, W - 27-24, Oct. 12, 2024
 4, by Rashaad Penny vs. Army West Point, L - 35-42, Dec. 23, 2017
 3, by Juwan Washington vs. Sacramento State, W - 28-14, Sept. 8, 2018
 2, by Marquez Cooper vs. Hawai'i*, W - 27-24, Oct. 5, 2024
 95, by Rashaad Penny at Arizona State, W - 30-20, Sept. 9, 2017
 81, by Rashaad Penny vs. Army West Point, L - 35-42, Dec. 23, 2017
 70, by Jalen Mayden vs. Fresno State*, W - 33-18, Nov. 25, 2023
 70, by Jalen Mayden vs. Fresno State*, W - 33-18, Nov. 25, 2023
 70, by Jalen Mayden vs. Fresno State*, W - 33-18, Nov. 25, 2023

PASSING

Passing, 500 Yards or More
 Passing, 400 Yards or More
 Passing, 300 Yards or More
 Attempted 50 or More Passes
 Attempted 40 or More Passes
 Attempted 30 or More Passes
 Completed 40 or More Passes
 Completed 35 or More Passes
 Completed 30 or More Passes
 Threw Six Touchdown Passes
 Threw Five Touchdown Passes
 Threw Four Touchdown Passes
 Threw Three Touchdown Passes
 Completed a Pass of 80 Yards or More
 Completed a Pass of 70 Yards or More
 Completed a Pass of 60 Yards or More
 Completed a Pass of 50 Yards or More

528, by Ryan Lindley vs. No. 25 Utah*, L - 34-38, Nov. 20, 2010
 413, by Ryan Lindley vs. Louisiana-Lafayette, L - 30-32, Dec. 17, 2011
 309, by Jalen Mayden vs. Middle Tennessee, L - 23-25, Dec. 24, 2022
 63, by Adam Dingwell vs. Eastern Illinois, L - 19-40, Aug. 31, 2013
 43, by Jalen Mayden vs. Middle Tennessee, L - 23-25, Dec. 24, 2022
 33, by Danny O'Neil vs. A&M-Commerce, W - 45-14, Aug. 31, 2024
 40, by Todd Santos vs. Stanford, L - 40-44, Oct. 17, 1987
 36, by Ryan Lindley vs. No. 25 Utah*, L - 34-38, Nov. 20, 2010
 33, by Ryan Agnew vs. Fresno State*, W - 17-7, Nov. 15, 2019
 6, by Ryan Lindley at Colorado State*, W - 42-28, Oct. 24, 2009
 6, by Ryan Lindley at Colorado State*, W - 42-28, Oct. 24, 2009
 4, by Ryan Lindley vs. Cal Poly, W - 49-21, Sept. 3, 2011
 3, by Jalen Mayden vs. Utah State*, L - 24-32, Nov. 4, 2023
 89, by Christian Chapman to Fred Trevillion vs. Boise State*, L - 14-31, Oct. 14, 2017
 73, by Jalen Mayden to Kenan Christon vs. Middle Tennessee, L - 23-25, Dec. 24, 2022
 69, by Jalen Mayden to Mekhi Shaw at Hawai'i*, W - 41-34, Oct. 14, 2023
 53, by Danny O'Neil to Jordan Napier at Wyoming*, W - 27-24, Oct. 12, 2024

RECEIVING

Caught 15 or More Passes
 Caught 10 or More Passes
 Had 200 or More Yards Receiving
 Had 150 or More Yards Receiving
 Had 100 or More Yards Receiving
 Had two 100-yard Receivers
 Caught Three or More TDs
 Caught Two or More TDs

15, by DeMarco Sampson at Colorado State*, W - 42-28, Oct. 24, 2009
 11, by Jesse Matthews vs. No. 24/25 UTSA, W - 38-24, Dec. 21, 2021
 257, by DeMarco Sampson at Colorado State*, W - 42-28, Oct. 24, 2009
 175, by Jesse Matthews vs. No. 24/25 UTSA, W - 38-24, Dec. 21, 2021
 149, by Louis Brown IV at Central Michigan, L - 21-22, Sept. 28, 2024
 125, by Gavin Escobar and 102, by Colin Lockett vs. Fresno State, W - 35-28, Dec. 3, 2011
 3, by Jesse Matthews at UNLV*, W - 28-20, Nov. 19, 2021
 2, by Jude Wolfe at Central Michigan, L - 21-22, Sept. 28, 2024

TOTAL OFFENSE

Had 500 or More Yards Total Offense
 Had 400 or More Yards Total Offense
 Had 100 Yards Both Passing and Rushing

518, by Ryan Lindley vs. No. 25 Utah, L - 34-38, Nov. 20, 2010
 419, by Ryan Lindley vs. Louisiana-Lafayette, L - 30-32, Dec. 17, 2011
 229 (passing), 101 (rushing), by Kevin O'Connell at Brigham Young*, L - 16-49, Nov. 6, 2004

SCORING

Accounted for Five or More TDs
 Accounted for Four or More TDs
 Accounted for Three or More TDs

5, by Ryan Katz vs. Hawai'i*, W - 52-14, Oct. 6, 2012
 4, by Jalen Mayden, L - 28-32, Oct. 22, 2022
 4, by Jalen Mayden, L - 28-32, Oct. 22, 2022

LAST TIME IT HAPPENED

RETURNS

Returned a Fumble for a Touchdown
 Returned an Interception for a Touchdown
 Returned a Kickoff for a Touchdown
 Returned a Punt for a Touchdown
 Returned a Two-Point Conversion
 Returned a Blocked Punt for a Touchdown
 Returned a Blocked Field Goal for a Touchdown

0, by Tano Letuli vs. A&M-Commerce, W - 45-14, Aug. 31, 2024
 43, by Eric Butler at Wyoming*, W - 27-24, Oct. 12, 2024
 95, by Jordan Byrd vs. San Jose State*, W - 43-27, Nov. 12, 2022
 66, by Jordan Byrd vs. Idaho State, W - 38-7, Sept. 10, 2022
 David Lamar at New Mexico State, W - 26-16, Sept. 28, 2013
 Tyrell Shavers at Boise State*, L - 13-35, Sept. 30, 2022
 Has not happened since start of 2003 season

DEFENSE

Intercepted Three or More Passes
 Intercepted Two or More Passes
 Recovered Three or More Fumbles
 Recovered Two or More Fumbles
 Recorded 15 or More Tackles
 Recorded 10 or More Tackles
 Recorded Three or More Quarterback Sacks
 Recorded Two Quarterback Sacks
 Recorded Four Tackles for Loss
 Recorded Three Tackles for Loss

3, by Luq Barcoo at Colorado State*, W - 24-10, Oct. 5, 2019
 2, by Patrick McMorris vs. Boise State*, W - 27-16, Nov. 26, 2021
 Has not occurred
 2, by Kirk Morrison at New Mexico*, L - 8-15, Nov. 9, 2002
 15, by JD Coffey III at Central Michigan, L - 21-22, Sept. 28, 2024
 15, by JD Coffey III at Central Michigan, L - 21-22, Sept. 28, 2024
 3.0, by Trey White vs. Hawai'i*, W - 27-24, Oct. 5, 2024
 3.0, by Trey White vs. Hawai'i*, W - 27-24, Oct. 5, 2024
 4.0, by Trey White vs. Hawai'i*, W - 27-24, Oct. 5, 2024
 4.0, by Trey White vs. Hawai'i*, W - 27-24, Oct. 5, 2024

SPECIAL TEAMS

Scored 15 or More Points Kicking
 Scored 10 or More Points Kicking
 Kicked Five or More Field Goals
 Kicked Four or More Field Goals
 Kicked Three or More Field Goals
 Kicked Two Field Goals of 50 or More Yards
 Kicked a 50-yard Field Goal
 Kicked a Punt 70 or More Yards
 Kicked a Punt 60 or More Yards
 Punted Nine or More Times
 Totaled 100 or More Kick Return Yards
 Totaled 100 or More Punt Return Yards
 Blocked a Punt
 Blocked a Field Goal
 Blocked a PAT

15, by Jack Browning vs. Fresno State*, W - 33-18, Nov. 25, 2023
 15, by Jack Browning vs. Fresno State*, W - 33-18, Nov. 25, 2023
 Has not occurred
 4, by Jack Browning vs. Fresno State*, W - 33-18, Nov. 25, 2023
 4, by Jack Browning vs. Fresno State*, W - 33-18, Nov. 25, 2023
 51 and 50, by Chris O'Brien vs. New Mexico, W - 37-31, Nov. 17, 1984
 50, by Gabriel Plascencia vs. A&M-Commerce, W - 45-14, Aug. 31, 2024
 75, by Tyler Pastula at Wyoming*, W - 27-24, Oct. 12, 2024
 75, by Tyler Pastula at Wyoming*, W - 27-24, Oct. 12, 2024
 10, by Jack Browning at Boise State*, L - 13-35, Sept. 30, 2022
 104, by Kenan Christon vs. Boise State*, L - 31-34, Sept. 22, 2023
 106, by Lloyd Mills vs. South Alabama, L - 27-34 (ot), Sept. 19, 2015
 Eric Butler vs. Utah State*, L - 24-32, Nov. 4, 2023
 Cedarius Barfield at Fresno State, L - 28-32, Oct. 29, 2022
 Caden McDonald vs. Utah State, L, 13-46, Dec. 4, 2021

SNAPDRAGON STADIUM RECORDS

TEAM SINGLE-GAME

Points

Most Points

- 45 vs. Texas A&M-Commerce (W, 45-14), Aug. 31, 2024
- 43 vs. San Jose State* (W, 43-27), Nov. 12, 2022
- 38 vs. Idaho State (W, 38-7), Sept. 10, 2022
- 36 vs. Idaho State (W, 36-28), Sept. 2, 2023
- 33 vs. Fresno State* (W, 33-18), Nov. 25, 2023
- Opp: 38 by Arizona (L, 20-38), Sept. 3, 2022

Fewest Points Allowed

- 6 vs. Nevada* (L, 0-6), Oct. 21, 2023
- 7 vs. Idaho (W, 38-7), Sept. 10, 2022
- 10 vs. UNLV* (W, 14-10), Nov. 5, 2022
- 13 vs. Ohio (W, 20-13), Aug. 26, 2023
- 13 vs. Air Force* (L, 3-13), Nov. 26, 2022

Most Points / Both Teams

- 70 vs. San Jose State* (W, 43-27), Nov. 12, 2022
- 65 vs. Boise State* (L, 31-34), Sept. 22, 2023
- 64 vs. Idaho State (W, 36-28), Sept. 2, 2023
- 59 vs. Texas A&M-Commerce (W, 45-14), Aug. 31, 2024
- 58 vs. Arizona (L, 20-38), Sept. 3, 2022

Fewest Points / Both Teams

- 6 vs. Nevada* (L, 0-6), Oct. 21, 2023
- 16 vs. Air Force* (L, 3-13), Nov. 26, 2022
- 21 vs. Oregon State (L, 0-21), Sept. 7, 2024
- 18 vs. UNLV* (W, 14-10), Nov. 5, 2022
- 30 vs. Hawai'i* (W, 16-14), Oct. 8, 2022

Largest Margin of Victory

- 31 vs. Texas A&M-Commerce (W, 45-14), Aug. 31, 2024
- 31 vs. Idaho (W, 38-7), Sept. 10, 2022
- 16 vs. San Jose State (W, 43-27), Nov. 12, 2022
- 15 vs. Fresno State* (W, 33-18), Nov. 25, 2023
- 8 vs. Idaho State (W, 36-28), Sept. 2, 2023

Largest Margin of Defeat

- 25 vs. UCLA (L, 10-35), Sept. 9, 2023
- 21 vs. Oregon State (L, 0-21), Sept. 7, 2024
- 18 vs. Arizona (L, 20-38), Sept. 3, 2022
- 10 vs. Air Force* (L, 3-13), Nov. 26, 2022
- 8 vs. Utah State* (L, 24-32 (20T)), Nov. 4, 2023

First Quarter Points

- 14 vs. Idaho (W, 38-7), Sept. 10, 2022
- 10 vs. Idaho State (W, 36-28), Sept. 2, 2023
- 7 vs. Boise State* (L, 31-34), Sept. 22, 2023
- 7 vs. UCLA (L, 20-38), Sept. 9, 2023
- 7 vs. San Jose State* (W, 43-27), Nov. 12, 2022
- Opp: 14 vs. San Jose State* (W, 43-27), Nov. 12, 2022

Second Quarter Points

- 17 vs. San Jose State* (W, 43-27), Nov. 12, 2022
- 14 vs. Hawai'i* (W, 27-24), Oct. 5, 2024
- 13 vs. Fresno State* (W, 33-18), Nov. 25, 2023
- 10 vs. Boise State* (L, 31-34), Sept. 22, 2023
- 10 vs. Idaho State (W, 36-28), Sept. 2, 2023
- 10 vs. Arizona (L, 20-38), Sept. 3, 2022
- Opp: 21 by UCLA (L, 10-34), Sept. 9, 2023

Third Quarter Points

- 21 vs. Texas A&M-Commerce (W, 45-14), Aug. 31, 2024
- 14 vs. San Jose State* (W, 43-27), Nov. 12, 2022
- 10 vs. Arizona (L, 20-38), Sept. 3, 2022
- 9 vs. Idaho State (W, 36-28), Sept. 2, 2023
- 7 vs. Fresno State* (W, 33-18), Nov. 25, 2023
- 7 vs. UNLV* (W, 14-10), Nov. 5, 2022
- 7 vs. Hawai'i* (W, 16-14), Oct. 8, 2022
- Opp: 10 by Boise State* (L, 31-34), Sept. 22, 2023

Fourth Quarter Points

- 21 vs. Texas A&M-Commerce (W, 45-14), Aug. 31, 2024
- 14 vs. Oregon State (L, 0-21), Sept. 7, 2024
- 14 vs. Boise State* (L, 31-34), Sept. 22, 2023
- 14 vs. Arizona (L, 20-38), Sept. 3, 2022
- 10 vs. Fresno State* (W, 33-18), Nov. 25, 2023
- 10 vs. Utah State* (L, 24-32 (20T)), Nov. 4, 2023
- 10 vs. Ohio (W, 20-13), Aug. 26, 2023
- Opp: 15 by Idaho State (W, 36-28), Sept. 2, 2023

First Half Points

- 24 vs. San Jose State* (W, 43-27), Nov. 12, 2022
- 21 vs. Idaho State (W, 38-7), Sept. 10, 2022
- 20 vs. Idaho State (W, 36-28), Sept. 2, 2023
- 17 vs. Hawai'i* (W, 27-24), Oct. 5, 2024
- 17 vs. Boise State* (L, 31-34), Sept. 22, 2023
- Opp: 28 by UCLA (L, 10-35), Sept. 9, 2023

Second Half Points

- 42 vs. Texas A&M-Commerce (W, 45-14), Aug. 31, 2024
- 19 vs. San Jose State* (W, 43-27), Nov. 12, 2022
- 17 vs. Fresno State* (W, 33-18), Nov. 25, 2023
- 17 vs. Idaho State (W, 38-7), Sept. 10, 2022
- 16 vs. Idaho State (W, 36-28), Sept. 2, 2023
- Opp: 17 by Boise State* (L, 31-34), Sept. 22, 2023

Most Touchdowns

- 6 vs. Texas A&M-Commerce (W, 45-14), Aug. 31, 2024
- 5 vs. San Jose State* (W, 43-27), Nov. 12, 2022
- 5 vs. Idaho State (W, 38-7), Sept. 10, 2022
- 4 vs. Boise State* (L, 31-34), Sept. 22, 2023
- 4 vs. Idaho State (W, 36-28), Sept. 2, 2023
- Opp: 5, two times, last vs. UCLA (L, 10-35), Sept. 9, 2023

Fewest Touchdowns Allowed

- 0 vs. Nevada* (L, 0-6), Oct. 21, 2023
- 1 vs. Ohio (W, 20-13), Aug. 26, 2023
- 1 vs. Air Force* (L, 3-13), Nov. 26, 2022
- 1 vs. UNLV* (W, 14-10), Nov. 5, 2022
- 1 vs. Idaho (W, 38-7), Sept. 10, 2022

Most Touchdowns / Both Teams

- 9 vs. Idaho State (W, 36-28), Sept. 2, 2023
- 9 vs. San Jose State* (W, 43-27), Nov. 12, 2022
- 8 vs. Texas A&M-Commerce (W, 45-14), Aug. 31, 2024
- 8 vs. Boise State* (L, 31-34), Sept. 22, 2023
- 7 vs. Utah State* (L, 24-32 (20T)), Nov. 4, 2023
- 7 vs. Arizona (L, 20-38), Sept. 3, 2022

Fewest Touchdowns / Both Teams

- 0 vs. Nevada* (L, 0-6), Oct. 21, 2023
- 1 vs. Air Force* (L, 3-13), Nov. 26, 2022
- 3 vs. Oregon State (L, 0-21), Sept. 7, 2024
- 3 vs. Ohio (W, 20-13), Aug. 26, 2023
- 3 vs. UNLV* (W, 14-10), Nov. 5, 2022

- 3 vs. Hawai'i* (W, 16-14), Oct. 8, 2022

Total Offense

Most Total Yards

- 488 vs. Idaho State (W, 38-7), Sept. 10, 2022
- 468 vs. Texas A&M-Commerce (W, 45-14), Aug. 31, 2024
- 439 vs. Boise State* (L, 31-34), Sept. 22, 2023
- 425 vs. San Jose State* (W, 43-27), Nov. 12, 2022
- 417 vs. Hawai'i* (W, 16-14), Oct. 8, 2022
- Opp: 550 by UCLA (L, 10-35), Sept. 9, 2023

Fewest Total Yards Allowed

- 180 vs. Texas A&M-Commerce (W, 45-14), Aug. 31, 2024
- 223 vs. San Jose State* (W, 43-27), Nov. 12, 2022
- 242 vs. Nevada* (L, 0-6), Oct. 21, 2023
- 285 vs. Air Force* (L, 3-13), Nov. 26, 2022
- 325 vs. UNLV* (W, 14-10), Nov. 5, 2022

Most Total Yards / Both Teams

- 842 vs. Boise State* (L, 31-34), Sept. 22, 2023
- 826 vs. Idaho State (W, 38-7), Sept. 10, 2022
- 809 vs. UCLA (L, 10-35), Sept. 9, 2023
- 784 vs. Utah State* (L, 24-32 (20T)), Nov. 4, 2023
- 759 vs. Hawai'i* (W, 16-14), Oct. 8, 2022

Fewest Total Yards / Both Teams

- 446 vs. Nevada* (L, 0-6), Oct. 21, 2023
- 472 vs. Air Force* (L, 3-13), Nov. 26, 2022
- 599 vs. Oregon State (L, 0-21), Sept. 7, 2024
- 640 vs. UNLV* (W, 14-10), Nov. 5, 2022
- 648 vs. Texas A&M-Commerce (W, 45-14), Aug. 31, 2024
- 648 vs. San Jose State* (W, 43-27), Nov. 12, 2022

Largest Margin of Total Yards

- 288 vs. Texas A&M-Commerce (W, 45-14), Aug. 31, 2024
- 202 vs. San Jose State* (W, 43-27), Nov. 12, 2022
- 150 vs. Idaho State (W, 38-7), Sept. 10, 2022
- 75 vs. Hawai'i* (W, 16-14), Oct. 8, 2022
- 74 vs. Fresno State* (W, 33-18), Nov. 25, 2023

Most Total Plays

- 79 vs. Fresno State* (W, 33-18), Nov. 25, 2023
- 73 vs. Texas A&M-Commerce (W, 45-14), Aug. 31, 2024
- 72 vs. UNLV* (W, 14-10), Nov. 5, 2022
- 71 vs. UCLA (L, 10-35), Sept. 9, 2023
- 71 vs. Utah State* (L, 24-32 (20T)), Nov. 4, 2023
- 71 vs. Hawai'i* (W, 16-14), Oct. 8, 2022
- Opp: 84, twice, by vs. Ohio (W, 20-13), Aug. 26, 2023

Most Total Plays / Both Teams

- 147 vs. Utah State* (L, 24-32 (20T)), Nov. 4, 2023
- 145 vs. Idaho State (W, 36-28), Sept. 2, 2023
- 142 vs. Ohio (W, 20-13), Aug. 26, 2023
- 142 vs. Idaho State (W, 38-7), Sept. 10, 2022
- 140 vs. Hawai'i* (W, 27-24), Oct. 5, 2024

Highest Yards Per Play

- 7.07 vs. Idaho State (W, 38-7), Sept. 10, 2022
- 6.97 vs. Boise State* (L, 31-34), Sept. 22, 2023
- 6.41 vs. Texas A&M-Commerce (W, 45-14), Aug. 31, 2024
- 6.25 vs. San Jose State* (W, 43-27), Nov. 12, 2022
- 5.87 vs. Hawai'i* (W, 16-14), Oct. 8, 2022
- Opp: 8.09 by UCLA (L, 10-35), Sept. 9, 2023

Fewest Yards Allowed Per Play

3.05 vs. Texas A&M-Commerce (W, 45-14), Aug. 31, 2024
 3.85 vs. Nevada* (L, 0-6), Oct. 21, 2023
 4.07 vs. Air Force* (L, 3-13), Nov. 26, 2022
 4.13 vs. San Jose State* (W, 43-27), Nov. 12, 2022
 4.40 vs. Idaho State (W, 36-28), Sept. 2, 2023

Rushing Offense**Most Rushing Yards**

380 vs. Idaho State (W, 38-7), Sept. 10, 2022
 302 vs. Idaho State (W, 36-28), Sept. 2, 2023
 268 vs. San Jose State* (W, 43-27), Nov. 12, 2022
 254 vs. Texas A&M-Commerce (W, 45-14), Aug. 31, 2024
 226 vs. Fresno State* (W, 33-18), Nov. 25, 2023
Opp: 271 by Air Force* (L, 3-13), Nov. 26, 2022

Fewest Rushing Yards Allowed

28 vs. San Jose State* (W, 43-27), Nov. 12, 2022
 34 vs. Idaho State (W, 36-28), Sept. 2, 2023
 63 vs. Texas A&M-Commerce (W, 45-14), Aug. 31, 2024
 80 vs. Idaho State (W, 38-7), Sept. 10, 2022
 84 vs. Hawai'i* (W, 27-24), Oct. 5, 2024

Most Rushing Yards / Both Teams

460 vs. Idaho State (W, 38-7), Sept. 10, 2022
 407 vs. Boise State* (L, 31-34), Sept. 22, 2023
 377 vs. Fresno State* (W, 33-18), Nov. 25, 2023
 339 vs. Toledo (W, 17-10), Sept. 24, 2022
 336 vs. Idaho State (W, 36-28), Sept. 2, 2023

Fewest Rushing Yards / Both Teams

183 vs. Hawai'i* (W, 27-24), Oct. 5, 2024
 185 vs. San Jose State* (W, 43-27), Nov. 12, 2022
 217 vs. UNLV* (W, 14-10), Nov. 5, 2022
 241 vs. Hawai'i* (W, 16-14), Oct. 8, 2022
 247 vs. Ohio (W, 20-13), Aug. 26, 2023

Largest Margin of Rushing Yards

300 vs. Idaho State (W, 38-7), Sept. 10, 2022
 268 vs. Idaho State (W, 36-28), Sept. 2, 2023
 217 vs. Toledo (W, 17-10), Sept. 24, 2022
 191 vs. Texas A&M-Commerce (W, 45-14), Aug. 31, 2024
 129 vs. San Jose State* (W, 43-27), Nov. 12, 2022

Most Rushing Attempts

53 vs. Fresno State* (W, 33-18), Nov. 25, 2023
 47 vs. Idaho State (W, 36-28), Sept. 2, 2023
 45 vs. San Jose State* (W, 43-27), Nov. 12, 2022
 43 vs. Idaho State (W, 38-7), Sept. 10, 2022
 42 vs. Arizona (L, 20-38), Sept. 3, 2022
Opp: 66 by Air Force* (L, 3-13), Nov. 26, 2022

Most Rushing Attempts / Both Teams

81 vs. Boise State* (L, 31-34), Sept. 22, 2023
 81 vs. Air Force* (L, 3-13), Nov. 26, 2022
 81 vs. Arizona (L, 20-38), Sept. 3, 2022
 76 vs. Oregon State (L, 0-21), Sept. 7, 2024
 76 vs. Idaho State (W, 38-7), Sept. 10, 2022

Highest Rushing Yards Per Carry

8.84 vs. Idaho State (W, 38-7), Sept. 10, 2022
 6.58 vs. Toledo (W, 17-10), Sept. 24, 2022
 6.43 vs. Idaho State (W, 36-28), Sept. 2, 2023
 6.35 vs. Texas A&M-Commerce (W, 45-14), Aug. 31, 2024
 4.68 vs. Ohio (W, 20-13), Aug. 26, 2023
Opp: 6.51 vs. UCLA (L, 10-35), Sept. 9, 2023

Most Rushing Touchdowns

4 vs. Idaho State (W, 36-28), Sept. 2, 2023
 3 vs. Boise State* (L, 31-34), Sept. 22, 2023
 3 vs. Idaho State (W, 38-7), Sept. 10, 2022
 2 vs. Hawai'i* (W, 27-24), Oct. 5, 2024
 2 vs. Texas A&M-Commerce (W, 45-14), Aug. 31, 2024
 2 vs. Fresno State* (W, 33-18), Nov. 25, 2023
 2 vs. Toledo (W, 17-10), Sept. 24, 2022
Opp: 3 by Boise State* (L, 31-34), Sept. 22, 2023

Passing Offense**Most Passing Yards**

322 vs. Hawai'i* (W, 16-14), Oct. 8, 2022
 273 vs. Boise State* (L, 31-34), Sept. 22, 2023
 268 vs. San Jose State* (W, 43-27), Nov. 12, 2022
 263 vs. Utah State* (L, 24-32 (20T)), Nov. 4, 2023
 224 vs. Hawai'i* (W, 27-24), Oct. 5, 2024
Opp: 299 by Arizona (L, 20-38), Sept. 3, 2022

Fewest Passing Yards Allowed

14 vs. Air Force* (L, 3-13), Nov. 26, 2022
 98 vs. Nevada* (L, 0-6), Oct. 21, 2023
 117 vs. Texas A&M-Commerce (W, 45-14), Aug. 31, 2024
 183 vs. Oregon State (L, 0-21), Sept. 7, 2024
 190 vs. Fresno State* (W, 33-18), Nov. 25, 2023

Most Passing Yards / Both Teams

518 vs. Hawai'i* (W, 16-14), Oct. 8, 2022
 496 vs. Hawai'i* (W, 27-24), Oct. 5, 2024
 492 vs. Utah State* (L, 24-32 (20T)), Nov. 4, 2023
 492 vs. UCLA (L, 10-35), Sept. 9, 2023
 463 vs. San Jose State* (W, 43-27), Nov. 12, 2022

Fewest Passing Yards / Both Teams

145 vs. Nevada* (L, 0-6), Oct. 21, 2023
 202 vs. Air Force* (L, 3-13), Nov. 26, 2022
 290 vs. Oregon State (L, 0-21), Sept. 7, 2024
 319 vs. Toledo (W, 17-10), Sept. 24, 2022
 331 vs. Texas A&M-Commerce (W, 45-14), Aug. 31, 2024

Largest Margin of Passing Yards

174 vs. Air Force* (L, 3-13), Nov. 26, 2022
 126 vs. Hawai'i* (W, 16-14), Oct. 8, 2022
 111 vs. Boise State* (L, 31-34), Sept. 22, 2023
 97 vs. Texas A&M-Commerce (W, 45-14), Aug. 31, 2024
 73 vs. San Jose State* (W, 43-27), Nov. 12, 2022

Most Passing Attempts

40 vs. Utah State* (L, 24-32 (20T)), Nov. 4, 2023
 38 vs. UCLA (L, 10-35), Sept. 9, 2023
 36 vs. Hawai'i* (W, 16-14), Oct. 8, 2022
 33 vs. Hawai'i* (W, 27-24), Oct. 5, 2024
 33 vs. Texas A&M-Commerce (W, 45-14), Aug. 31, 2024
Opp: 63 vs. Idaho State (W, 36-28), Sept. 2, 2023

Most Passing Attempts / Both Teams

83 vs. Idaho State (W, 36-28), Sept. 2, 2023
 79 vs. Ohio (W, 20-13), Aug. 26, 2023
 77 vs. Hawai'i* (W, 27-24), Oct. 5, 2024
 72 vs. Utah State* (L, 24-32 (20T)), Nov. 4, 2023
 70 vs. Hawai'i* (W, 16-14), Oct. 8, 2022

Most Passing Completions

26 vs. Utah State* (L, 24-32 (20T)), Nov. 4, 2023
 24 vs. Hawai'i* (W, 27-24), Oct. 5, 2024
 24 vs. Hawai'i* (W, 16-14), Oct. 8, 2022
 22 vs. Texas A&M-Commerce (W, 45-14), Aug. 31, 2024
 20 vs. UCLA (L, 10-35), Sept. 9, 2023
Opp: 30 by Idaho State (W, 36-28), Sept. 2, 2023

Most Passing Completions / Both Teams

50 vs. Hawai'i* (W, 27-24), Oct. 5, 2024
 49 vs. Utah State* (L, 24-32 (20T)), Nov. 4, 2023
 44 vs. Hawai'i* (W, 16-14), Oct. 8, 2022
 43 vs. Idaho State (W, 36-28), Sept. 2, 2023
 43 vs. Ohio (W, 20-13), Aug. 26, 2023

Highest Pass Efficiency Rating

206.14 vs. San Jose State* (W, 43-27), Nov. 12, 2022
 187.07 vs. Boise State* (L, 31-34), Sept. 22, 2023
 150.97 vs. Hawai'i* (W, 16-14), Oct. 8, 2022
 141.14 vs. Texas A&M-Commerce (W, 45-14), Aug. 31, 2024
 139.98 vs. Utah State* (L, 24-32 (20T)), Nov. 4, 2023
Opp: 181.94 vs. UCLA (L, 10-35), Sept. 9, 2023

Most Passing Touchdowns

3 vs. Utah State* (L, 24-32 (20T)), Nov. 4, 2023
 3 vs. San Jose State* (W, 43-27), Nov. 12, 2022
 2 vs. Texas A&M-Commerce (W, 45-14), Aug. 31, 2024
 2 vs. Ohio (W, 20-13), Aug. 26, 2023
 2 vs. UNLV* (W, 14-10), Nov. 5, 2022
Opp: 4 by Arizona (L, 20-38), Sept. 3, 2022

Turnovers**Most Turnovers Gained**

4 vs. UNLV* (W, 14-10), Nov. 5, 2022
 4 vs. Toledo (W, 17-10), Sept. 24, 2022
 3 vs. Texas A&M-Commerce (W, 45-14), Aug. 31, 2024
 3 vs. Idaho State (W, 36-28), Sept. 2, 2023
 3 vs. Ohio (W, 20-13), Aug. 26, 2023
Opp: 3, three times, last by UCLA (L, 10-35), Sept. 9, 2023

Most Interceptions

3 vs. Idaho State (W, 36-28), Sept. 2, 2023
 3 vs. Ohio (W, 20-13), Aug. 26, 2023
 3 vs. Toledo (W, 17-10), Sept. 24, 2022
 2 vs. UNLV* (W, 14-10), Nov. 5, 2022
 1, 5 five times, last vs. Hawai'i* (W, 27-24), Oct. 5, 2024
Opp: 3 by UCLA (L, 10-35), Sept. 9, 2023

Most Fumbles Forced

2 vs. Texas A&M-Commerce (W, 45-14), Aug. 31, 2024
 2 vs. UCLA (L, 10-35), Sept. 9, 2023
 2 vs. UNLV* (W, 14-10), Nov. 5, 2022
 1 vs. Utah State* (L, 24-32 (20T)), Nov. 4, 2023
 1 vs. Toledo (W, 17-10), Sept. 24, 2022
 1 vs. Arizona (L, 20-38), Sept. 3, 2022
Opp: 3 by Idaho State (W, 36-28), Sept. 2, 2023

Most Fumbles Recovered

2 vs. Texas A&M-Commerce (W, 45-14), Aug. 31, 2024
 2 vs. UCLA (L, 10-35), Sept. 9, 2023
 2 vs. UNLV* (W, 14-10), Nov. 5, 2022
 1 vs. Hawai'i* (W, 16-14), Oct. 8, 2022
 1 vs. Toledo (W, 17-10), Sept. 24, 2022
 1 vs. Arizona (L, 20-38), Sept. 3, 2022
Opp: 2, three times, last vs. Boise State* (L, 31-34), Sept. 22, 2023

Most Turnovers / Both Teams

6 vs. Idaho State (W, 36-28), Sept. 2, 2023
 5 vs. UCLA (L, 10-35), Sept. 9, 2023
 5 vs. UNLV* (W, 14-10), Nov. 5, 2022
 5 vs. Toledo (W, 17-10), Sept. 24, 2022
 4 vs. Ohio (W, 20-13), Aug. 26, 2023
 4 vs. Arizona (L, 20-38), Sept. 3, 2022

Special Teams**Most Field Goals**

4 vs. Fresno State* (W, 33-18), Nov. 25, 2023
 3 vs. Hawai'i* (W, 16-14), Oct. 8, 2022
 2 vs. Hawai'i* (W, 27-24), Oct. 5, 2024
 2 vs. Idaho State (W, 36-28), Sept. 2, 2023
 2 vs. Ohio (W, 20-13), Aug. 26, 2023
 2 vs. San Jose State* (W, 43-27), Nov. 12, 2022
 2 vs. Arizona (L, 20-38), Sept. 3, 2022

Opp: 2, four times, last by Nevada* (L, 0-6), Oct. 21, 2023

Most Punts

9 vs. Toledo (W, 17-10), Sept. 24, 2022
 8 vs. Oregon State (L, 0-21), Sept. 7, 2024
 7 vs. UCLA (L, 10-35), Sept. 9, 2023
 6 vs. Utah State* (L, 24-32 (20T)), Nov. 4, 2023
 6 vs. Nevada* (L, 0-6), Oct. 21, 2023
 6 vs. Air Force* (L, 3-13), Nov. 26, 2022
 6 vs. UNLV* (W, 14-10), Nov. 5, 2022
 6 vs. Idaho State (W, 38-7), Sept. 10, 2022

Opp: 11 by Idaho State (W, 38-7), Sept. 10, 2022

Fewest Punts

2 vs. San Jose State* (W, 43-27), Nov. 12, 2022
 3 vs. Texas A&M-Commerce (W, 45-14), Aug. 31, 2024
 3 vs. Fresno State* (W, 33-18), Nov. 25, 2023
 3 vs. Boise State* (L, 31-34), Sept. 22, 2023
 3 vs. Ohio (W, 20-13), Aug. 26, 2023
Opp: 3, by Hawai'i* (W, 27-24), Oct. 5, 2024

Highest Punt Average (min. 3 punts)

56.3 vs. Ohio (W, 20-13), Aug. 26, 2023
 50.2 vs. UNLV* (W, 14-10), Nov. 5, 2022
 47.6 vs. Hawai'i* (W, 27-24), Oct. 5, 2024
 47.5 vs. Utah State* (L, 24-32 (20T)), Nov. 4, 2023
 47.5 vs. Idaho State (W, 38-7), Sept. 10, 2022

Opp: 50.8, by Boise State* (L, 31-34), Sept. 22, 2023

Most Kick Returns

4 vs. Idaho State (W, 36-28), Sept. 2, 2023
 4 vs. Air Force* (L, 3-13), Nov. 26, 2022
 4 vs. San Jose State* (W, 43-27), Nov. 12, 2022
 3 vs. Texas A&M-Commerce (W, 45-14), Aug. 31, 2024
 3 vs. Utah State* (L, 24-32 (20T)), Nov. 4, 2023
 3 vs. Boise State* (L, 31-34), Sept. 22, 2023
 3 vs. Toledo (W, 17-10), Sept. 24, 2022
 3 vs. Arizona (L, 20-38), Sept. 3, 2022
Opp: 6 by Fresno State* (W, 33-18), Nov. 25, 2023

Most Kick Return Yards

125 vs. San Jose State* (W, 43-27), Nov. 12, 2022
 104 vs. Boise State* (L, 31-34), Sept. 22, 2023
 83 vs. Air Force* (L, 3-13), Nov. 26, 2022
 80 vs. Idaho State (W, 36-28), Sept. 2, 2023
 76 vs. Toledo (W, 17-10), Sept. 24, 2022
Opp: 130 by Fresno State* (W, 33-18), Nov. 25, 2023

Highest Kick Return Average (min. 2 KR)

34.7 vs. Boise State* (L, 31-34), Sept. 22, 2023
 31.2 vs. San Jose State* (W, 43-27), Nov. 12, 2022
 28.5 vs. Idaho State (W, 38-7), Sept. 10, 2022
 25.3 vs. Toledo (W, 17-10), Sept. 24, 2022
 23.5 vs. Hawai'i* (W, 27-24), Oct. 5, 2024

Opp: 30.3 vs. Idaho State (W, 36-28), Sept. 2, 2023

Most Punt Returns

7 vs. Idaho State (W, 38-7), Sept. 10, 2022
 5 vs. Utah State* (L, 24-32 (20T)), Nov. 4, 2023
 3 vs. Hawai'i* (W, 27-24), Oct. 5, 2024
 3 vs. Boise State* (L, 31-34), Sept. 22, 2023
 3 vs. UNLV* (W, 14-10), Nov. 5, 2022

Opp: 3, four times, last by Oregon State (L, 0-21), Sept. 7, 2024

Most Punt Return Yards

73 vs. Idaho State (W, 38-7), Sept. 10, 2022
 61 vs. Boise State* (L, 31-34), Sept. 22, 2023
 35 vs. Utah State* (L, 24-32 (20T)), Nov. 4, 2023
 34 vs. Hawai'i* (W, 27-24), Oct. 5, 2024
 23 vs. Arizona (L, 20-38), Sept. 3, 2022

Opp: 24 by Toledo (W, 17-10), Sept. 24, 2022

Highest Punt Return Average (min. 2 PR)

20.3 vs. Boise State* (L, 31-34), Sept. 22, 2023
 11.5 vs. Arizona (L, 20-38), Sept. 3, 2022
 11.3 vs. Hawai'i* (W, 27-24), Oct. 5, 2024
 10.4 vs. Idaho State (W, 38-7), Sept. 10, 2022
 8.5 vs. Idaho State (W, 36-28), Sept. 2, 2023

Opp: 12.0 by Toledo (W, 17-10), Sept. 24, 2022

Miscellaneous**Most Time of Possession**

40:51 vs. Fresno State* (W, 33-18), Nov. 25, 2023
 39:30 vs. San Jose State* (W, 43-27), Nov. 12, 2022
 36:10 vs. Hawai'i* (W, 16-14), Oct. 8, 2022
 34:55 vs. UCLA (L, 10-35), Sept. 9, 2023
 34:28 vs. Idaho State (W, 36-28), Sept. 2, 2023

Opp: 41:07 by Oregon State (L, 0-21), Sept. 7, 2024

Most Penalties

16 vs. Texas A&M-Commerce (W, 45-14), Aug. 31, 2024
 14 vs. Idaho State (W, 36-28), Sept. 2, 2023
 11 vs. Toledo (W, 17-10), Sept. 24, 2022
 9 vs. Hawai'i* (W, 27-24), Oct. 5, 2024
 9 vs. Utah State* (L, 24-32 (20T)), Nov. 4, 2023

Opp: 15, by Texas A&M-Commerce (W, 45-14), Aug. 31, 2024

Fewest Penalties

2 vs. Fresno State* (W, 33-18), Nov. 25, 2023
 2 vs. UNLV* (W, 14-10), Nov. 5, 2022
 4 vs. UCLA (L, 10-35), Sept. 9, 2023
 4 vs. Hawai'i* (W, 16-14), Oct. 8, 2022
 5 vs. Boise State* (L, 31-34), Sept. 22, 2023

Opp: 1, twice, last: by Fresno State* (W, 33-18), Nov. 25, 2023

Most Penalties / Both Teams

31 vs. Texas A&M-Commerce (W, 45-14), Aug. 31, 2024
 20 vs. Idaho State (W, 36-28), Sept. 2, 2023
 17 vs. Nevada* (L, 0-6), Oct. 21, 2023
 17 vs. Toledo (W, 17-10), Sept. 24, 2022
 16 vs. Hawai'i* (W, 27-24), Oct. 5, 2024

Fewest Penalties / Both Teams

3 vs. Fresno State* (W, 33-18), Nov. 25, 2023
 6 vs. UNLV* (W, 14-10), Nov. 5, 2022
 6 vs. Hawai'i* (W, 16-14), Oct. 8, 2022
 8 vs. San Jose State* (W, 43-27), Nov. 12, 2022
 9 vs. Boise State* (L, 31-34), Sept. 22, 2023

Most Penalty Yards

149 vs. Texas A&M-Commerce (W, 45-14), Aug. 31, 2024
 125 vs. Idaho State (W, 36-28), Sept. 2, 2023
 104 vs. Hawai'i* (W, 27-24), Oct. 5, 2024
 103 vs. Toledo (W, 17-10), Sept. 24, 2022
 84 vs. Utah State* (L, 24-32 (20T)), Nov. 4, 2023

Opp: 124 by Texas A&M-Commerce (W, 45-14), Aug. 31, 2024

Fewest Penalty Yards

10 vs. Fresno State* (W, 33-18), Nov. 25, 2023
 15 vs. UNLV* (W, 14-10), Nov. 5, 2022
 23 vs. Boise State* (L, 31-34), Sept. 22, 2023
 33 vs. Hawai'i* (W, 16-14), Oct. 8, 2022
 37 vs. Arizona (L, 20-38), Sept. 3, 2022

Opp: 5 by San Jose State* (W, 43-27), Nov. 12, 2022

Most Penalty Yards / Both Teams

273 vs. Texas A&M-Commerce (W, 45-14), Aug. 31, 2024
 188 vs. Idaho State (W, 36-28), Sept. 2, 2023
 179 vs. Hawai'i* (W, 27-24), Oct. 5, 2024
 156 vs. Toledo (W, 17-10), Sept. 24, 2022
 145 vs. Oregon State (L, 0-21), Sept. 7, 2024

Fewest Penalty Yards / Both Teams

18 vs. Fresno State* (W, 33-18), Nov. 25, 2023
 44 vs. Hawai'i* (W, 16-14), Oct. 8, 2022
 51 vs. UNLV* (W, 14-10), Nov. 5, 2022
 58 vs. Boise State* (L, 31-34), Sept. 22, 2023
 70 vs. San Jose State* (W, 43-27), Nov. 12, 2022

Most First Downs

23 vs. Texas A&M-Commerce (W, 45-14), Aug. 31, 2024
 23 vs. San Jose State* (W, 43-27), Nov. 12, 2022
 22 vs. Boise State* (L, 31-34), Sept. 22, 2023
 22 vs. Hawai'i* (W, 16-14), Oct. 8, 2022
 21 vs. Fresno State* (W, 33-18), Nov. 25, 2023

Opp: 26 by UCLA (L, 10-35), Sept. 9, 2023

Fewest First Downs Allowed

14 vs. Air Force* (L, 3-13), Nov. 26, 2022
 14 vs. San Jose State* (W, 43-27), Nov. 12, 2022
 14 vs. UNLV* (W, 14-10), Nov. 5, 2022
 14 vs. Idaho State (W, 38-7), Sept. 10, 2022
 17 vs. Texas A&M-Commerce (W, 45-14), Aug. 31, 2024
 17 vs. Fresno State* (W, 33-18), Nov. 25, 2023
 17 vs. Nevada* (L, 0-6), Oct. 21, 2023
 17 vs. Hawai'i* (W, 16-14), Oct. 8, 2022

Most First Downs / Both Teams

43 vs. Hawai'i* (W, 27-24), Oct. 5, 2024
 43 vs. UCLA (L, 10-35), Sept. 9, 2023
 41 vs. Boise State* (L, 31-34), Sept. 22, 2023
 41 vs. Idaho State (W, 36-28), Sept. 2, 2023
 41 vs. Ohio (W, 20-13), Aug. 26, 2023

Fewest First Downs / Both Teams

22 vs. Air Force* (L, 3-13), Nov. 26, 2022
 28 vs. Nevada* (L, 0-6), Oct. 21, 2023
 30 vs. Oregon State (L, 0-21), Sept. 7, 2024
 33 vs. Idaho State (W, 38-7), Sept. 10, 2022
 34 vs. UNLV* (W, 14-10), Nov. 5, 2022

Most Third Down Conversions

8 vs. Fresno State* (W, 33-18), Nov. 25, 2023
 7 vs. Utah State* (L, 24-32 (20T)), Nov. 4, 2023
 7 vs. Boise State* (L, 31-34), Sept. 22, 2023
 7 vs. Hawai'i* (W, 16-14), Oct. 8, 2022
 6 vs. Hawai'i* (W, 27-24), Oct. 5, 2024
 6 vs. Texas A&M-Commerce (W, 45-14), Aug. 31, 2024
 6 vs. San Jose State* (W, 43-27), Nov. 12, 2022
 Opp: 9, by Oregon State (L, 0-21), Sept. 7, 2024

Fewest Third Down Conversions Allowed

1 vs. Fresno State* (W, 33-18), Nov. 25, 2023
 3 vs. Nevada* (L, 0-6), Oct. 21, 2023
 3 vs. Hawai'i* (W, 16-14), Oct. 8, 2022
 4 vs. Texas A&M-Commerce (W, 45-14), Aug. 31, 2024
 4 vs. Air Force* (L, 3-13), Nov. 26, 2022

Highest Third-Down Conversion Percentage

53.8 vs. Boise State* (L, 31-34), Sept. 22, 2023
 46.2 vs. San Jose State* (W, 43-27), Nov. 12, 2022
 43.8 vs. Hawai'i* (W, 16-14), Oct. 8, 2022
 42.1 vs. Fresno State* (W, 33-18), Nov. 25, 2023
 41.6 vs. Idaho State (W, 36-28), Sept. 2, 2023
 Opp: 57.1 vs. Hawai'i* (W, 27-24), Oct. 5, 2024

Lowest Third-Down Conversion Percentage Allowed

11.1 vs. Fresno State* (W, 33-18), Nov. 25, 2023
 23.5 vs. Air Force* (L, 3-13), Nov. 26, 2022
 25.0 vs. Nevada* (L, 0-6), Oct. 21, 2023
 30.0 vs. Hawai'i* (W, 16-14), Oct. 8, 2022
 31.6 vs. Idaho State (W, 38-7), Sept. 10, 2022

Highest Attendance

34,046 vs. Arizona (L, 20-38), Sept. 3, 2022
 33,073 vs. Hawai'i* (W, 16-14), Oct. 8, 2022
 32,017 vs. UCLA (L, 10-35), Sept. 9, 2023
 31,307 vs. Hawai'i* (W, 27-24), Oct. 5, 2024
 28,854 vs. UNLV* (W, 14-10), Nov. 5, 2022

Warmest Temperature (at Kickoff)

100 vs. Arizona (L, 20-38), Sept. 3, 2022
 87 vs. Oregon State (L, 0-21), Sept. 7, 2024
 86 vs. Toledo (W, 17-10), Sept. 24, 2022
 85 vs. UCLA (L, 10-35), Sept. 9, 2023
 83 vs. Ohio (W, 20-13), Aug. 26, 2023
 83 vs. Idaho State (W, 38-7), Sept. 10, 2022

Coldest Temperature (at Kickoff)

55 vs. Fresno State* (W, 33-18), Nov. 25, 2023
 55 vs. San Jose State* (W, 43-27), Nov. 12, 2022
 59 vs. Air Force* (L, 3-13), Nov. 26, 2022
 65 vs. Boise State* (L, 31-34), Sept. 22, 2023
 67 vs. UNLV* (W, 14-10), Nov. 5, 2022

INDIVIDUAL SINGLE-GAME**Most Rushing Yards**

223, Marquez Cooper vs. Texas A&M-Commerce, Aug. 31, 2024
 132, Jalen Mayden vs. Idaho State, Sept. 2, 2023
 115, Jordan Byrd vs. Toledo, Sept. 24, 2022
 109, Marquez Cooper vs. Hawai'i, Oct. 5, 2024
 96, Jalen Mayden vs. Fresno State*, Nov. 25, 2023
 96, Jaylon Armstead vs. Idaho State, Sept. 10, 2022
 Opp: 205, Ashton Jeanty, Boise State*, Sept. 22, 2023

Most Rushing Attempts

30, Marquez Cooper vs. Hawai'i, Oct. 5, 2024
 27, Marquez Cooper vs. Texas A&M-Commerce, Aug. 31, 2024
 16, Jalen Mayden vs. Boise State*, Sept. 22, 2023
 16, Jordan Byrd vs. Toledo, Sept. 24, 2022
 15, Jaylon Armstead vs. Fresno State*, Nov. 25, 2023
 15, Jaylon Armstead vs. San Jose State*, Nov. 12, 2022
 Opp: 35, Brad Roberts, Air Force*, Nov. 26, 2022

Most Rushing Touchdowns

2, Marquez Cooper vs. Hawai'i, Oct. 5, 2024
 2, Marquez Cooper vs. Texas A&M-Commerce, Aug. 31, 2024
 2, Jaylon Armstead vs. Boise State*, Sept. 22, 2023
 2, Jalen Mayden vs. Idaho State, Sept. 2, 2023
 2, Jordan Byrd vs. Toledo, Sept. 24, 2022
 Opp: 2, Ashton Jeanty, Boise State*, Sept. 22, 2023

Longest Rush

70t, Jalen Mayden vs. Fresno State*, Nov. 25, 2023
 62, Lucky Sutton vs. Utah State*, Nov. 4, 2023
 61, Jaylon Armstead vs. Idaho State, Sept. 10, 2022
 56t, Jalen Mayden vs. Idaho State, Sept. 2, 2023
 53t, Jordan Byrd vs. Idaho State, Sept. 10, 2022
 Opp: 63t, Brad Roberts, Air Force*, Nov. 26, 2022

Most Passing Yards

322, Jalen Mayden vs. Hawai'i*, Oct. 8, 2022
 268, Jalen Mayden vs. San Jose State*, Nov. 12, 2022
 265, Jalen Mayden vs. Utah State*, Nov. 4, 2023
 241, Jalen Mayden vs. Boise State*, Sept. 22, 2023
 224, Danny O'Neil vs. Hawai'i, Oct. 5, 2024
 Opp: 299, Jayden de Laura, Arizona, Sept. 3, 2022

Most Passing Attempts

39, Jalen Mayden vs. Utah State*, Nov. 4, 2023
 37, Jalen Mayden vs. UCLA, Sept. 9, 2023
 36, Jalen Mayden vs. Hawai'i*, Oct. 8, 2022
 33, Danny O'Neil vs. Hawai'i, Oct. 5, 2024
 33, Danny O'Neil vs. Texas A&M-Commerce, Aug. 31, 2024
 Opp: 44, Brayden Schager, Hawai'i, Oct. 5, 2024

Most Passing Completions

25, Jalen Mayden vs. Utah State*, Nov. 4, 2023
 24, Danny O'Neil vs. Hawai'i, Oct. 5, 2024
 24, Jalen Mayden vs. Hawai'i*, Oct. 8, 2022
 22, Danny O'Neil vs. Texas A&M-Commerce, Aug. 31, 2024
 19, Jalen Mayden vs. UCLA, Sept. 9, 2023
 19, Jalen Mayden vs. UNLV*, Nov. 5, 2022
 Opp: 26, Brayden Schager, Hawai'i, Oct. 5, 2024

Highest Pass Efficiency Rating (min. 12 att.)

215.51, Jalen Mayden vs. San Jose State*, Nov. 12, 2022
 179.75, Jalen Mayden vs. Boise State*, Sept. 22, 2023
 150.97, Jalen Mayden vs. Hawai'i*, Oct. 8, 2022
 141.44, Jalen Mayden vs. Utah State*, Nov. 4, 2023
 141.14, Danny O'Neil vs. Texas A&M-Commerce, Aug. 31, 2024
 Opp: 210.85, Cooper Legas, Utah State*, Nov. 4, 2023

Most Passing Touchdowns

3, Jalen Mayden vs. Utah State*, Nov. 4, 2023
 3, Jalen Mayden vs. San Jose State*, Nov. 12, 2022
 2, Danny O'Neil vs. Texas A&M-Commerce, Aug. 31, 2024
 2, Jalen Mayden vs. Ohio, Aug. 26, 2023
 2, Jalen Mayden vs. UNLV*, Nov. 5, 2022
 Opp: 4, Jayden de Laura, Arizona, Sept. 3, 2022

Longest Pass

66t, Jalen Mayden vs. San Jose State*, Nov. 12, 2022
 48, Danny O'Neil vs. Hawai'i*, Oct. 5, 2024
 44t, Danny O'Neil vs. Texas A&M-Commerce, Aug. 31, 2024
 42, Jalen Mayden vs. Hawai'i*, Oct. 8, 2022
 41, Jalen Mayden vs. Hawai'i*, Oct. 8, 2022
 Opp: 81t, Dante Moore, UCLA, Sept. 9, 2023

Most Receptions

8, Kenan Christon vs. Utah State*, Nov. 4, 2023
 8, Tyrell Shavers vs. Hawai'i*, Oct. 8, 2022
 6, Ja'Shaun Poke vs. Texas A&M-Commerce, Aug. 31, 2024
 6, Jesse Matthews vs. Hawai'i*, Oct. 8, 2022
 5, 10 times, last L. Brown & J. Napier vs. Hawai'i*, Oct. 5, 2024
 Opp: 10, Sam Wiglus, Ohio, Aug. 26, 2023

Most Receiving Yards

149, Tyrell Shavers vs. Hawai'i*, Oct. 8, 2022
 117, Baylin Brooks vs. Boise State*, Sept. 22, 2023
 111, Tyrell Shavers vs. San Jose State*, Nov. 12, 2022
 97, Brionne Penny vs. Boise State*, Sept. 22, 2023
 91, Louis Brown IV vs. Texas A&M-Commerce, Aug. 31, 2024
 Opp: 152, Jacob Cowing, Arizona, Sept. 3, 2022

Most Receiving Touchdowns

2, Mark Redman vs. Ohio, Aug. 26, 2023
 1, 17 times, last Louis Brown IV vs. Hawai'i*, Oct. 5, 2024
 Opp: 3, Jacob Cowing, Arizona, Sept. 3, 2022

Longest Reception

66t, Tyrell Shavers vs. San Jose State*, Nov. 12, 2022
 48, Nate Bennett vs. Hawai'i*, Oct. 5, 2024
 44t, Louis Brown IV vs. Texas A&M-Commerce, Aug. 31, 2024
 42, Tyrell Shavers vs. Hawai'i*, Oct. 8, 2022
 41, Tyrell Shavers vs. Hawai'i*, Oct. 8, 2022
 Opp: 81t, Josiah Norwood, UCLA, Sept. 9, 2023

Most Total Offense Yards

331, Jalen Mayden vs. Hawai'i*, Oct. 8, 2022
 329, Jalen Mayden vs. San Jose State*, Nov. 12, 2022
 326, Jalen Mayden vs. Boise State*, Sept. 22, 2023
 285, Jalen Mayden vs. Fresno State*, Nov. 25, 2023
 260, Jalen Mayden vs. Utah State*, Nov. 4, 2023
 Opp: 299, Jayden de Laura, Arizona, Sept. 3, 2022

Most All-Purpose Yards

233, Marquez Cooper vs. Texas A&M-Commerce, Aug. 31, 2024
 169, Jordan Byrd vs. Idaho State, Sept. 10, 2022
 163, Jordan Byrd vs. Toledo, Sept. 24, 2022
 152, Kenan Christon vs. Boise State*, Sept. 22, 2023
 149, Tyrell Shavers vs. Hawai'i*, Oct. 8, 2022
 Opp: 254, Ashton Jeanty, Boise State*, Sept. 22, 2023

Most Points

12, Marquez Cooper vs. Hawai'i*, Oct. 5, 2024
 12, Marquez Cooper vs. Texas A&M-Commerce, Aug. 31, 2024
 12, Jaylon Armstead vs. Boise State*, Sept. 22, 2023
 12, Jalen Mayden vs. Idaho State, Sept. 2, 2023
 12, Mark Redman vs. Ohio, Aug. 26, 2023
 12, Jordan Byrd vs. Toledo, Sept. 24, 2022
 12, Jordan Byrd vs. Arizona, Sept. 3, 2022
 Opp: 18, Jacob Cowing, Arizona, Sept. 3, 2022

Most Touchdowns

2, Marquez Cooper vs. Hawai'i*, Oct. 5, 2024
 2, Marquez Cooper vs. Texas A&M-Commerce, Aug. 31, 2024
 2, Jaylon Armstead vs. Boise State*, Sept. 22, 2023
 2, Jalen Mayden vs. Idaho State, Sept. 2, 2023
 2, Mark Redman vs. Ohio, Aug. 26, 2023
 2, Jordan Byrd vs. Toledo, Sept. 24, 2022
 2, Jordan Byrd vs. Arizona, Sept. 3, 2022
 Opp: 3, Jacob Cowing, Arizona, Sept. 3, 2022

Most Tackles

13, Cody Moon vs. Utah State*, Nov. 4, 2023
 12, Zyrus Fiasseu vs. UCLA, Sept. 9, 2023
 12, Cody Moon vs. Ohio, Aug. 26, 2023
 12, Michael Shawcroft vs. Air Force*, Nov. 26, 2022
 12, Jonah Tavai vs. Air Force*, Nov. 26, 2022
 Opp: 15, Brandon Tucker Jr., Texas A&M-Commerce, Aug. 31, 2024

Most Tackles For Loss

4.0, Trey White vs. Hawai'i*, Oct. 5, 2024
 3.0, Zyrus Fiasseu vs. Utah State*, Nov. 4, 2023
 3.0, Jonah Tavai vs. San Jose State*, Nov. 12, 2022
 2.5, Eric Butler vs. Boise State*, Sept. 22, 2023
 2.5, Caden McDonald vs. Idaho State, Sept. 10, 2022
 Opp: 4.5, Jalen Dixon, UNLV*, Nov. 5, 2022

Most Sacks

3.0, Trey White vs. Hawai'i*, Oct. 5, 2024
 3.0, Zyrus Fiasseu vs. Utah State*, Nov. 4, 2023
 3.0, Jonah Tavai vs. San Jose State*, Nov. 12, 2022
 2.0, Marlem Louis vs. Hawai'i*, Oct. 5, 2024
 1.5, Tupu Alualu vs. Idaho State, Sept. 2, 2023
 Opp: Two tied at 2.0

Most Interceptions

1, 16 times, last Jelani Whitmore vs. Hawai'i*, Oct. 5, 2024
 Opp: 2, Alex Johnson, UCLA, Sept. 9, 2023

Most Field Goals

4, Jack Browning vs. Fresno State*, Nov. 25, 2023
 3, Jack Browning vs. Hawai'i*, Oct. 8, 2022
 2, Gabe Plascencia vs. Hawai'i*, Oct. 5, 2024
 2, Jack Browning vs. Ohio, Aug. 26, 2023
 2, Jack Browning vs. Idaho State, Sept. 2, 2023
 2, Jack Browning vs. San Jose State*, Nov. 12, 2022
 2, Jack Browning vs. Arizona, Sept. 3, 2022
 Opp: 2, five times, last Brandon Talton, Nevada*, Oct. 21, 2023

Longest Field Goal

50, Gabe Plascencia vs. Texas A&M-Commerce, Aug. 31, 2024
 50, Jack Browning vs. Toledo, Sept. 24, 2022
 49, Jack Browning vs. Ohio, Aug. 26, 2023
 45, Jack Browning vs. Hawai'i*, Oct. 8, 2022
 44, Jack Browning vs. UCLA, Sept. 9, 2023
 44, Jack Browning vs. Arizona, Sept. 3, 2022
 Opp: 43, Dylan Lynch, Fresno State*, Nov. 25, 2023

Most Punts

9, Jack Browning vs. Toledo, Sept. 24, 2022
 7, Tyler Pastula vs. Oregon State, Sept. 7, 2024
 7, Jack Browning vs. UCLA, Sept. 9, 2023
 6, Jack Browning vs. Utah State*, Nov. 4, 2023
 6, Jack Browning vs. Nevada*, Oct. 21, 2023
 6, Jack Browning vs. Air Force*, Nov. 26, 2022
 6, Jack Browning vs. UNLV*, Nov. 5, 2022
 6, Jack Browning vs. Idaho State, Sept. 10, 2022
 Opp: 11, Ian Hershey, Idaho State, Sept. 10, 2022

Highest Punt Average (min. 3 punts)

56.3, Jack Browning vs. Ohio, Aug. 26, 2023
 50.2, Jack Browning vs. UNLV*, Nov. 5, 2022
 48.8, Tyler Pastula vs. Oregon State, Sept. 7, 2024
 47.6, Tyler Pastula vs. Hawai'i*, Oct. 5, 2024
 47.5, Jack Browning vs. Utah State*, Nov. 4, 2023
 47.5, Jack Browning vs. Idaho State, Sept. 10, 2022
 Opp: 50.8, James Ferguson-Reynolds, Boise State*, Sept. 22, 2023

Longest Punt

65, Tyler Pastula vs. Hawai'i*, Oct. 5, 2024
 65, Jack Browning vs. Utah State*, Nov. 4, 2023
 63, Tyler Pastula vs. Oregon State, Sept. 7, 2024
 61, Jack Browning vs. UNLV*, Nov. 5, 2022
 60, Jack Browning vs. Ohio, Aug. 26, 2023
 Opp: 67, James Ferguson-Reynolds, Boise State*, Sept. 22, 2023

Most Kick Returns

3, Ja'Shaun Poke vs. Texas A&M-Commerce, Aug. 31, 2024
 3, Kenan Christon vs. Boise State*, Sept. 22, 2023
 3, Jordan Byrd vs. Air Force*, Nov. 26, 2022
 3, Jordan Byrd vs. Arizona, Sept. 3, 2022
 2, Kenan Christon vs. Fresno State*, Nov. 25, 2023
 2, Sheldon Canley vs. Utah State*, Nov. 4, 2023
 2, Kenan Christon vs. UCLA, Sept. 9, 2023
 2, Martin Blake vs. Ohio, Aug. 26, 2023
 2, Jordan Byrd vs. San Jose State*, Nov. 12, 2022
 2, Jordan Byrd vs. Toledo, Sept. 24, 2022
 Opp: 6, Malik Sherrod, Fresno State*, Nov. 25, 2023

Most Kick Return Yards

112, Jordan Byrd vs. San Jose State*, Nov. 12, 2022
 104, Kenan Christon vs. Boise State*, Sept. 22, 2023
 64, Jordan Byrd vs. Arizona, Sept. 3, 2022
 61, Jordan Byrd vs. Air Force*, Nov. 26, 2022
 46, Ja'Shaun Poke vs. Texas A&M-Commerce, Aug. 31, 2024
 Opp: 130, Malik Sherrod, Fresno State*, Nov. 25, 2023

Highest Kick Return Average (min. 2 KR)

56.0, Jordan Byrd vs. San Jose State*, Nov. 12, 2022
 34.7, Kenan Christon vs. Boise State*, Sept. 22, 2023
 22.5, Jordan Byrd vs. Toledo, Sept. 24, 2022
 22.0, Martin Blake vs. Ohio, Aug. 26, 2023
 21.3, Jordan Byrd vs. Arizona, Sept. 3, 2022
 Opp: 30.3, Chedon James, Idaho State, Sept. 2, 2023

Longest Kick Return

95, Jordan Byrd vs. San Jose State*, Nov. 12, 2022
 71, Kenan Christon vs. Boise State*, Sept. 22, 2023
 44, Ja'Shaun Poke vs. Texas A&M-Commerce, Aug. 31, 2024
 37, Jack Browning vs. Air Force*, Nov. 26, 2022
 36, Jordan Byrd vs. Idaho State, Sept. 10, 2022
 Opp: 49, Kaden Dudley, Boise State*, Sept. 22, 2023

Most Punt Returns

4, Mekhi Shaw vs. Utah State*, Nov. 4, 2023
 3, Jordan Byrd vs. UNLV*, Nov. 5, 2022
 3, Jordan Byrd vs. Idaho State, Sept. 10, 2022
 2, eight times, last Mekhi Shaw vs. Hawai'i*, Oct. 5, 2024
 Opp: 3, four times, last Trent Walker, Oregon State, Sept. 7, 2024

Most Punt Return Yards

75, Jordan Byrd vs. Idaho State, Sept. 10, 2022
 36, Dez Malone vs. Boise State*, Sept. 22, 2023
 30, Mekhi Shaw vs. Utah State*, Nov. 4, 2023
 25, Cam Davis vs. Boise State*, Sept. 22, 2023
 22, Mekhi Shaw vs. Hawai'i*, Oct. 5, 2024
 22, Jordan Byrd vs. Arizona, Sept. 3, 2022
 Opp: 23, Dorian Singer, Arizona, Sept. 3, 2022

Highest Punt Return Average (min. 2 PR)

25.0, Jordan Byrd vs. Idaho State, Sept. 10, 2022
 12.5, Cam Davis vs. Boise State*, Sept. 22, 2023
 11.0, Mekhi Shaw vs. Hawai'i*, Oct. 5, 2024
 8.5, Mekhi Shaw vs. Idaho State, Sept. 2, 2023
 7.5, Mekhi Shaw vs. Utah State*, Nov. 4, 2023
 7.5, Mekhi Shaw vs. UCLA, Sept. 9, 2023
 Opp: 12.0, Adam Beale, Toledo, Sept. 24, 2022

Longest Punt Return

66, Jordan Byrd vs. Idaho State, Sept. 10, 2022
 36, Dez Malone vs. Boise State*, Sept. 22, 2023
 22, Jordan Byrd vs. Arizona, Sept. 3, 2022
 21, Cam Davis vs. Boise State*, Sept. 22, 2023
 15, Mekhi Shaw vs. Hawai'i*, Oct. 5, 2024
 15, Mekhi Shaw vs. UCLA, Sept. 9, 2023
 Opp: 16, Dorian Singer, Arizona, Sept. 3, 2022