

SAN DIEGO STATE FOOTBALL

Contacts: Jamie McConeghy, Senior Assoc. AD of Communications & Media Relations (jmcconeg@sdsu.edu); Collin Robinson, Asst. Communications Director (crobinson3@sdsu.edu)

LIVE COVERAGE

TV/Stream: CBS Sports Network

Chris Lewis (play-by-play)
Taylor McHargue (analysis)
Matt Kushner (producer)



Aztecs Radio Network: San Diego Sports 760

pregame starts two hours before kickoff; postgame show is one hour
Jon Schaeffer (play-by-play)
Rich Ohrnberger (analyst)
Ben Fletcher (pre, half, post)
J.R. Tolver (pre)



Live Stats: GoAztecs.com

THE SERIES (complete series info on pg. 8)

Series: San Diego State leads, 13-4

Home: 8-4, Away: 5-0

Snapdragon Stadium: 0-1

Maverik Stadium / Romney: 5-0

Longest SDSU Win Streak: 10 (1968-2016)

Longest Utah State Win Streak: 2 (2021-current)

2024 SCHEDULE / RESULTS

	Texas A&M - Commerce W, 45-14 Sat., Aug. 31 5 p.m. PT San Diego, Calif. truTV/MAX
	Oregon State L, 0-21 Sat., Sept. 7 7:30 p.m. PT San Diego, Calif. CBSSN
	at (rv/rv) California L, 10-31 Sat., Sept. 14 7:30 p.m. PT Berkeley, Calif. ESPN
	at Central Michigan L, 21-22 Sat., Sept. 28 3:30 p.m. ET Mount Pleasant, Mich. CBSSN
	Hawaii* W, 27-24 Sat., Oct. 5 5 p.m. PT San Diego, Calif. CBSSN
	at Wyoming* W, 27-24 Sat., Oct. 12 1:30 p.m. MT Laramie, Wyo. CBSSN
	(rv/rv) Washington State L, 26-29 Sat., Oct. 26 7:30 p.m. PT San Diego, Calif. CBSSN
	at No. 15/19 Boise State* L, 24-56 Fri., Nov. 1 6 p.m. MT Boise, Idaho FS1
	New Mexico* L, 16-21 Fri., Nov. 8 7:30 p.m. PT San Diego, Calif. FS1
	at (rv/rv) UNLV* L, 20-41 Sat., Nov. 16 7:30 p.m. PT Las Vegas, Nev. CBSSN
	at Utah State* Sat., Nov. 23 1:30 p.m. MT Logan, Utah CBSSN
	Air Force* Sat., Nov. 30 7:30 p.m. PT San Diego, Calif. FS1

TOC	Page No.	TOC	Page No.
Media Availability	2	Roster	24-25
General Notes	3-20	2-Deep	26
Series History	8-10	Recaps	27-36
MW / Opponent Info	21	Statistics	37-63
Coaching Staff	22-23	Last Time it Happened	64-66

GAME 11

SAN DIEGO STATE (3-7, 2-3 MW) at UTAH STATE (3-7, 2-3 MW)

Saturday, Nov. 23, 2024 ■ 1:30 p.m. MT ■ Logan, Utah ■ Maverik Stadium (25,513)



AZTECS
Head Coach: Sean Lewis
Record at SDSU: 3-7 (first season)
Career Record: 27-38 (sixth season)
Lewis Record vs. USU: 1-0

AGGIES
Head Coach: Nate Dreiling
Record at USU: 2-7 (first season)
Career Record: Same
Odom Record vs. SDSU: 0-0



SAN DIEGO STATE HEADS TO LOGAN TO TAKE ON UTAH STATE

- San Diego State plays its second consecutive road game and final road contest of the season Saturday when it travels to Logan, Utah, to take on Utah State. Kickoff is set for 1:30 p.m. MT (12:30 p.m. PT) on CBS Sports Network and San Diego Sports 760.
- The Aztecs (3-7, 2-3 MW) are coming off a 41-20 loss at UNLV Saturday night at Allegiant Stadium. SDSU spotted the Rebels (8-2, 4-1 MW) the first 21 points of the game and ultimately came up short, snapping its four-game winning streak in the series.
- The loss guarantees the Aztecs just their second losing season since the 2009 squad went 4-8.
- Following that 2009 season, SDSU won three Mountain West championships (2012 (shared with Boise State and Fresno State), 2015 and 2016), was bowl eligible for 13 consecutive seasons and finished in the Associated Press Top 25 poll on two occasions (2016 and 2021).
- San Diego State was outgained by UNLV, 515-270.
- Aztec running back Marquez Cooper ran for 97 yards on 26 carries and surpassed 1,000 yards for the season. He now has rushed for 1,062 yards and nine touchdowns on 246 attempts (4.3 avg.).
- Cooper is the first SDSU player with a 1,000-yard rushing season since Greg Bell in 2021 (Bell had 1,091 yards in 14 games).
- Cooper is the first player in NCAA FBS history with 1,000-yard rushing seasons with three different teams, including 1,080 and 1,326 while at Kent State in 2021 and 2022, respectively, 1,043 last year at Ball State and 1,062 so far this year.
- Cooper's four 1,000-yard rushing seasons overall are tied for the most in NCAA FBS history. The other players to accomplish the feat are Tony Dorsett (Pittsburgh, 1973-76), Amos Lawrence (North Carolina, 1977-80), Dennis Manns, New Mexico State (1995-98), Ron Dayne (Wisconsin, 1996-99); Cedric Benson (Texas, 2002-05), DonTrell Moore (New Mexico, 2002-05), Tyrell Fenroy (Louisiana, 2005-08), Damien Fletcher (Southern Miss., 2006-09), Justin Jackson (Northwestern, 2014-17) and Myles Gaskin (Washington, 2015-18).
- Cooper is the active leader in FBS play in rushing yards (4,918) and all-purpose yards (5,619), and is third in rushing touchdowns (42), tied for third in total touchdowns (43), and fourth in rushing yards per game (94.6, min. 25 GP).
- QB Danny O'Neil, the first true freshman to start a season-opener in SDSU's Division I history (since 1969), has completed 162 of 267 passes (60.7 pct.) for 1,752 yards and 11 touchdowns with six interceptions, while posting a 124.9 pass efficiency rating. He scored his first rushing touchdown on Saturday night at UNLV, making him the first player not named Marquez Cooper with a rushing touchdown this season for San Diego State.
- EDGE Trey White was held without a sack or tackle for loss but is still having a tremendous season. White ranks third in the country in total sacks (11.5), sacks per game (1.15), total tackles for loss (16.5), tackles for loss per game (1.70) and total tackles for loss yards (94), and eighth in total sack yards (61). He leads the Mountain West as well in all of those categories.
- White is already tied for sixth in SDSU single-season history with 11.5 sacks along with current Kansas City Chief Cameron Thomas (11.5 in 2021), only trailing Mike Douglass (21.0 in 1976), Brett Faryniarz (13.0 in 1987), Andy Coviello (12.5 in 1991) and Kabeer Gbaja-Biamila (12.0 in 1997 and 1999).
- Last month, White was added to the Bednarik Award Watch List for the most outstanding defensive player and was named to five midseason All-America teams.
- The San Diego State special teams has continued to impress as this year's unit is ranked sixth in the country, according to ESPN's special teams efficiency rating (70.1). The Aztecs have won five of the nine Mountain West Special Teams Player of the Year awards

COMBINED FB & MBB WINNING PCT. / SINCE 2010

Below is a list of the highest combined football and men's basketball winning pct. (through Nov. 16)

Rk.	School	Pct.
1.	Ohio State	.728
2.	San Diego State	.724
3.	Oregon	.718
4.	Duke	.705
5.	Alabama	.694
6.	Wisconsin	.689
7.	Kentucky	.685
8.	Arizona	.685
9.	Michigan State	.680
10.	Cincinnati	.680

MOST RUSHING YARDS / FBS / ACTIVE

Rk.	Player, Current School	Yds.
1.	Marquez Cooper, SDSU	4,918
2.	Tahj Brooks, Texas Tech	4,236
3.	Ashton Jeanty, Boise State	4,061
4.	Devin Neal, Kansas	4,003
5.	Nate Noel, Missouri	3,758

* Cooper spent 2020-22 at Kent State and 2023 at Ball State

TREY WHITE'S NCAA FBS RANKINGS / 2024

Stat	No.	Rk.
Total Sacks	11.5	3rd
Sacks Per Game	1.15	3rd
Total Tackles For Loss	16.5	3rd
Tackles For Loss Per Game	1.65	3rd
Total TFL Yards	94	3rd
Total Sack Yards	61	8th

* White is tied for sixth in SDSU single-season history with 11.5 sacks



SAN DIEGO STATE MEDIA AVAILABILITY: UTAH STATE

17 SUN	18 MON	19 TUE	20 WED	21 THU	22 FRI	23 SAT
Closed Practice No media availability.	SDSU Media Luncheon 11:15 a.m. - Food arrives 11:30 p.m. - Coach Lewis No practice No student-athlete availability. <i>Game Notes</i> <i>News Conference Video</i> <i>News Conference Quotes</i>	FINAL MEDIA DAY FOR ASST. COACHES 8:45-9:15 a.m. - Open Practice Open to media who cover SDSU on a regular basis (must contact media relations office). 11 a.m. - Post-practice availability requests (up to a max of two) due by 9 a.m.: - Assistant coaches	FINAL MEDIA DAY FOR STUDENT-ATHLETES 8:45-9:15 a.m. - Open Practice Open to media who cover SDSU on a regular basis (must contact media relations office). 11 a.m. - Post-practice availability (only student-athlete request availability for the week; requests (up to a max of two) due by 9 a.m.): - Selected players - Coach Lewis (briefly) <i>Broadcast Flip Card</i>	Closed Practice No media availability. 6 p.m. - The Sean Lewis Show live on San Diego Sports 760.	Closed Practice No media availability.	San Diego State at Utah State, 1:30 p.m. MT on CBS Sports Network and San Diego Sports 760. Postgame News Conference - San Diego State's locker room is closed. Coach Lewis and selected players will be available after a cooling off period. Contact the media relations office for details. <i>Live: Game</i> <i>Live: Stats</i> <i>Game Stats</i> <i>Postgame Notes</i> <i>Postgame Quotes</i> <i>News Conference Archive</i> <i>Highlights</i>

Items in red are sent out to the media distribution list and/or are available on that day at GoAztecs.com.

SDSU MEDIA RELATIONS

Phone: (619) 594-5547

Fax: (619) 582-6541

Overnight Address:

Aztec Athletics Center, Suite 3014
 5302 55th Street
 San Diego, CA 92182-4309

Website: GoAztecs.com

Public Twitter: GoAztecs

Game Notes Twitter: GoAztecsStats

Jamie McConeghy* | Senior Assoc. AD/Comm. & Media Relations

Office: (619) 594-3023 **Cell:** (607) 435-5577

E-Mail: jmcconeg@sdsu.edu

Collin Robinson* | Assistant Communication Director

Office: (619) 594-5548

E-Mail: crobenson3@sdsu.edu

Richard Stern | Assistant AD - Communications

Office: (619) 594-5548

E-Mail: rstern@sdsu.edu

Ben Pearson | Assistant Communications Director

Office: (619) 594-2576

E-Mail: bpearson@sdsu.edu

Jim Solien | Assistant Media Relations Director

Office: (619) 594-2576

E-Mail: jsolien@sdsu.edu

Sam Meyers | Assistant Communications Director

Office: (619) 594-5242

E-Mail: scmeyers@sdsu.edu

Rachel Gonzales% | Media Relations Coordinator

Office: (619) 594-5547

E-Mail: regonzales@sdsu.edu

Andrew Burton | Coordinator of Multimedia Productions

Office: (619) 594-2428

E-Mail: aburton2@sdsu.edu

PRACTICE

All practices are closed to both the public and the media with the exception being the first 20 minutes of Tuesday and Wednesday's workouts (media only). Members of the media planning to attend Tuesday or Wednesday's practice will need to email the athletic communications office to be placed on a list to gain access to the practice fields.

Post-practice interview requests should be submitted to the San Diego State athletic communications office no later than 9 a.m. PT on the day of the potential interview. Other interview requests must be made at least 24 hours in advance.

MONDAY NEWS CONFERENCE

SDSU will hold its news conference on Monday's at 11:30 a.m. PT.

Contact the SDSU athletic communications office for more details.

A brief transcript of the weekly media luncheon will be posted on GoAztecs.com. Contact the athletic communications office for additional details.

THE SEAN LEWIS RADIO SHOW

This season, the Sean Lewis Show will air live weekly on Thursday evenings from 6-7 p.m. PT on San Diego Sports 760.

VIDEO FOOTAGE OF GAMES

Video highlights and interview footage will once again be available to the media for San Diego State road games (time permitting). For more information contact Jamie McConeghy at (619) 594-3023.

COLLEGE PRESS BOX.COM

CollegePressBox.com is the official media website for Mountain West football. Access and download weekly game notes, quotes, statistics, media guide headshots, logos and more for the conference and each of its 12 member schools throughout the season. Login information will be distributed by the conference office to accredited media or you can apply for a password by sending an email to password@collegepressbox.com.

* primary football contacts; % credential requests

issued since 2015. Those five include three kick returners (Rashaad Penny from 2015-17), two punters (Matt Araiza in 2021 and Jack Browning in 2022) and one kicker (also Araiza in 2021).

- Both of SDSU's kickers are leading the league in their respective categories. Punter **Tyler Pastula** leads the Mountain West with a 45.98 punt average, which ranks seventh nationally and ranks fourth in San Diego State single-season history. Pastula has two of the six longest punts in FBS play this season (79-yarder at Boise State on Nov. 1 and a 75-yarder at Wyoming on Oct. 12).
- Placekicker **Gabe Plascencia**, meanwhile, has made 10 consecutive field goals and is 11-for-12 on the season. His 91.7 field goal percentage leads the MW and would be a school record if the season ended today. For his career, Plascencia is 15-for-16 in field goal attempts and his 93.8 percentage would be a school record if he had enough attempts (25) to qualify.
- Half (5) of SDSU's games this season have been decided by one score. San Diego State is 2-3 in one-score games (all happening over its last seven). The five one-scores games have been decided by a total of 15 points. Total score of those five games: San Diego State - 117; Opponents - 120.
- Saturday's San Diego State-Utah State game will mark the 18th meeting in series history, with the Aztecs owning a 13-4 series lead.
- The Aggies, however, have won the last two encounters and the two-game win streak is USU's longest in the series.
- SDSU has claimed all five series meetings in Logan, although the teams have met only twice in the city since Sept. 27, 1975 (a 19-10 San Diego State win).
- This is the seventh time the teams have met with both being members of the Mountain West (the series is tied 3-3).
- Both San Diego State and Utah State will play in the Pac-12 Conference beginning in the 2026 season.
- The Aggies enter with an identical record with SDSU as both teams are 3-7 overall and 2-3 in MW play.
- USU is coming off an impressive 55-10 win against Hawai'i last Saturday at home.
- Following Saturday's clash at Utah State, San Diego State ends its season at Snapdragon Stadium on Nov. 30 against Air Force.

PROGRAM AT A GLANCE

- SDSU's 72.4 combined winning percentage in football and men's basketball since the fall of 2010 only trails Ohio State (.728). Rounding out the top five are Oregon (.718), Duke (.705) and Alabama (.694).
- Since the start of the 2015 campaign, San Diego State ranks 20th in the country with a 63.7 winning percentage (min. 100 games played as an FBS school) (79-45).
- SDSU had five double-digit victory seasons from 2015-21. Only eight schools in the nation can say that - San Diego State, Alabama, Appalachian State, Clemson, Georgia, Notre Dame, Ohio State and Oklahoma.
- San Diego State posted 13 consecutive seasons with at least a .500 record until last year. That was tied for the sixth-longest streak nationally and was the longest streak among Pacific Time Zone teams.
- The Aztecs have played in 12 bowl games since 2010, tied for the 13th most in the country. The only teams with more bowl appearances since 2010 other than SDSU are Alabama, Boise State, Clemson, Georgia, LSU, Mississippi State, Notre Dame, Ohio State, Oklahoma, Oklahoma State, Oregon and Wisconsin.
- Since the start of the 2019 campaign, San Diego State is 28-17 in games decided by seven or more points.
- The Aztecs are 28-17 in their last 45 games decided by one score.
- San Diego State is 51-26 (.662) in its last 77 regular-season games against Mountain West opponents.
- SDSU's defensive rankings since 2014: 2nd in interceptions (161), T-8th in turnovers forced (235), 9th in total defense (328.3) and 9th in scoring (20.3)
- Since the start of the 2015 season, San Diego State has 14 kickoff returns for touchdowns, the most in the country over that span.

BEST FBS RECORD SINCE 2015

Below is a list of the highest winning percentages in the nation for FBS schools since the beginning of the 2015 season. (note: minimum 100 games played as an FBS school; through Nov. 16)













Rk.	Team	W	L	Pct.
1.	Alabama	123	14	.898
2.	Ohio State	110	15	.880
3.	Clemson	117	19	.860
4.	Georgia	112	21	.842
5.	Oklahoma	99	29	.773
6.	Notre Dame	96	29	.768
7.	Michigan	94	30	.758
8.	Boise State	91	33	.734
9.	Penn State	90	34	.726
10.	Appalachian State	92	35	.724
11.	Oregon	88	36	.710
12.	LSU	88	37	.704
13.	Washington	85	37	.697
14.	Iowa	87	38	.696
15.	Memphis	87	40	.685
16.	Wisconsin	84	39	.677
17.	Oklahoma State	85	42	.669
	Toledo	82	40	.669
19.	Utah	81	42	.659
20.	San Diego State	79	45	.637

CALIFORNIA FBS RECORDS SINCE 2015

Below is a look at the best records in the state of California since the beginning of the 2015 campaign (through Nov. 16). BG - indicates number of bowl games the team has participated in since 2015. AP Rk. - indicates current final team ranking in the Associated Press poll.

Rk.	Team	W	L	Pct.	BG	AP Rk.
1.	San Diego State	79	45	.637	7	-
2.	USC	75	46	.620	6	-
3.	Fresno State	67	53	.558	5	-
4.	Stanford	60	58	.508	4	-
5.	UCLA	57	60	.487	5	-
6.	California	54	60	.474	4	-
7.	San José State	50	67	.427	4	-

2024 SCHEDULE / RESULTS

Date	Opponent	Site	TV/Stream	Time/Result	Series	Notes
Aug. 31	 Texas A&M-Commerce Lions	San Diego, Calif. Snapdragon Stadium	truTV/MAX	W, 45-14	SDSU, 1-0	SDSU outscores TC, 42-8, in 2H in Lewis debut; Cooper: 223 yds., 2 TD; TR-Fr. O'Neil starts at QB
Sept. 7	 Oregon State Beavers	San Diego, Calif. Snapdragon Stadium	CBS Sports Network	L, 0-21	OSU, 5-2	SDSU outgained, 420-179 (237-72 on ground); Aztecs only get into OSU territory 2 of 12 drives
Sept. 14	 at (rv/rv) California Bears	Berkeley, Calif. California Memorial Stadium	ESPN	L, 10-31	CAL, 5-4	Game combines for 27 penalties for 233 yds; Tup.-Johnson: 156 yds., 1 TD, 2 INT in 1st start
Sept. 28	 at Central Michigan Chippewas	Mt. Pleasant, Mich. Kelly/Shorts Stadium	CBS Sports Network	L, 21-22	Series tied, 1-1	SDSU misses 2 FGs in 4th Q (33 and 28 yds.); Brown: 8 rec., 149 yds.; Wolfe: 3-40-2 (TD)
Oct. 5	 Hawai'i Rainbow Warriors	San Diego, Calif. Snapdragon Stadium	CBS Sports Network	W, 27-24	SDSU, 26-11-2	SDSU now 11-2 vs. UH since it joined the MW; White: 3 sacks, 4 TFL for 2nd straight game
Oct. 12	 at Wyoming Cowboys	Laramie, Wyo. War Memorial Stadium	CBS Sports Network	W, 27-24	SDSU, 20-19	SDSU: 85 INT return yds, inc. 43-yd Butler TD; Plascencia: 2-2 FGs, including GW w/7:35 left
Oct. 26	 (rv/rv) Washington State Cougars	San Diego, Calif. Snapdragon Stadium	CBS Sports Network	L, 26-29	WSU, 2-1	WSU scores final 15 pts. after SDSU led, 26-12; SH 284 passing yds for Aztecs (4 diff. passers)
Nov. 1	 at (15/19) Boise State Broncos	Boise, Idaho Snapdragon Stadium	Albertsons Stadium	L, 24-56	BS, 6-4	Aztecs trailed, 28-0, early; Outgained, 541-256; SDSU goes 6-for-6 on fourth down
Nov. 8	 New Mexico Lobos	San Diego, Calif. Snapdragon Stadium	FS1	L, 16-21	SDSU, 29-16	SDSU's 9-gm winning streak vs. UNM snapped; Cooper's 123 rush yds makes 4th 100-yd gm
Nov. 16	 at (rv/rv) UNLV Rebels	Las Vegas, Nev. Allegiant Stadium	CBS Sports Network	L, 20-41	SDSU, 22-11	SDSU trailed, 21-0, early; Outgained, 515-270; Cooper breaks 1,000 rush yards for the season
Nov. 23	 at Utah State Aggies	Logan, Utah Maverik Stadium	CBS Sports Network	1:30 p.m. MT	SDSU, 13-4	SDSU lost, 32-24, in double-overtime in 2023; Aztecs are 5-0 all-time at Utah State
Nov. 30	 Air Force Falcons	San Diego, Calif. Snapdragon Stadium	FS1	7:30 p.m. PT	Air Force, 21-18	SDSU won 9 of last 11, but AFA has won last 2; Aztecs have won 5 of last 6 meetings at home

RUSHING YARDS / ALL-TIME[^] / FBS

Rk.	Player, Team	Years	Yards
1.	Donnel Pumphrey, San Diego State	2013-16	6,405
26.	Dontrell Moore, New Mexico	2002-05	4,956
27.	Travis Etienne, Clemson	2017-20	4,952
29.	Kareem Hunt, Toledo	2013-16	4,945
30.	Michael Turner, Northern Illinois	2000-03	4,941
31.	Ray Rice, Rutgers	2005-07	4,926
32.	Marquez Cooper, San Diego State*	2020-24	4,918

[^] According to SportsReference.com; * Cooper spent 2020-22 at Kent State and 2023 at Ball State

RUSHING YARDS / ACTIVE / FBS

Rk.	Player, Team	Years	Yards
1.	Marquez Cooper, San Diego State*	2020-24	4,918
2.	Tahj Brooks, Texas Tech	2020-24	4,236
3.	Ashton Jeanty, Boise State	2022-24	4,061
4.	Devin Neal, Kansas	2021-24	4,003
5.	Nate Noel, Missouri	2020-24	3,758

* Cooper spent 2020-22 at Kent State and 2023 at Ball State

ALL-PURPOSE YARDS / ACTIVE / FBS

Rk.	Player, Team	Years	Yards
1.	Marquez Cooper, San Diego State*	2020-24	5,619
2.	Brennan Presley, Oklahoma State	2020-24	5,045
3.	Ashton Jeanty, Boise State	2022-24	4,905
4.	Tahj Brooks, Texas Tech	2020-24	4,705
5.	Woody Marks, USC	2020-24	4,659

* Cooper spent 2020-22 at Kent State and 2023 at Ball State

RUSHING TOUCHDOWNS / ACTIVE / FBS

Rk.	Player, Team	Years	TDs
1.	Ashton Jeanty, Boise State	2022-24	47
2.	Devin Neal, Kansas	2021-24	45
3.	Marquez Cooper, San Diego State*	2020-24	42
4.	RJ Harvey, UCF	2020, 2022-24	40
5.	Two tied at		39

* Cooper spent 2020-22 at Kent State and 2023 at Ball State

RUSHING YARDS PER GAME / ACTIVE / FBS

Rk.	Player, Team	Years	YPG [^]
1.	Ashton Jeanty, Boise State	2022-24	112.8
2.	Makhi Hughes, Tulane	2023-24	106.8
3.	Quinshon Judkins, Ohio State	2022-24	95.8
4.	Marquez Cooper, San Diego State*	2020-24	94.6
5.	Omarion Hampton, North Carolina	2022-24	92.4

* Cooper spent 2020-22 at Kent State and 2023 at Ball State; [^] min. 25 GP

RUSHING YARDS PER GAME / 2024 / FBS

Rk.	Player, Team	G	YPG
1.	Ashton Jeanty, Boise State	10	189.3
2.	Omarion Hampton, North Carolina	10	142.2
3.	RJ Harvey, UCF	10	132.80
4.	Kaleb Johnson, Iowa	10	132.80
5.	Bryson Daily, Army West Point	8	132.75
6.	Tahj Brooks, Texas Tech	9	131.6
7.	Dylan Sampson, Tennessee	10	123.0
8.	Trey Stewart, Jacksonville State	10	121.9
9.	Cam Skattebo, Arizona State	10	119.3
10.	Makhi Hughes, Tulane	11	117.4

14.	Marquez Cooper, San Diego State	10	106.2

- The Aztecs also have five 100-yard kickoff return touchdowns since 2015, tied for the second most in the nation over that span.

MR. COOPER



Cooper

San Diego State senior running back **Marquez Cooper** is making the most of his opportunity to be the featured back in the San Diego State offense. On the season, Cooper has rushed for 1,062 yards and nine touchdowns on 246 attempts (4.3 avg.). He also has 16 catches for 91 yards and another touchdown.

- Cooper is the active leader in FBS play in rushing yards (4,918) and all-purpose yards (5,619), and is third in rushing touchdowns (42), tied for third in total touchdowns (43), and fourth in rushing yards per game (94.6, min. 25 GP). <<< See *Marquez Cooper rankings on the pg. 4*.
- Cooper is the first Aztec with a 1,000-yard season since Greg Bell in 2021 (Bell had 1,091 yards in 14 games) and the 19th different Aztec with a 1,000-yard season (27 times overall).
- Cooper has four career 1,000-yard seasons, including 1,080 and 1,326 while at Kent State in 2021 and 2022, respectively, 1,043 last year at Ball State and 1,062 so far this year. He is the first player in NCAA FBS history with 1,000-yard rushing seasons with three different teams.
- Cooper has tied an NCAA FBS record with four 1,000-yard rushing seasons. The other players to accomplish the feat are Tony Dorsett (Pittsburgh, 1973-76), Amos Lawrence (North Carolina, 1977-80), Denvis Manns, New Mexico State (1995-98), Ron Dayne (Wisconsin, 1996-99), Cedric Benson (Texas, 2002-05), DonTrell Moore (New Mexico, 2002-05), Tyrell Fenroy (Louisiana, 2005-08), Damion Fletcher (Southern Miss., 2006-09), Justin Jackson (Northwestern, 2014-17) and Myles Gaskin (Washington, 2015-18).
- Cooper's 4,918 rushing yards would rank second in SDSU program history, just ahead of Rashaad Penny (3,656 from 2014-17) and Marshall Faulk (4,589 from 1991-93), only behind the NCAA's all-time leading rusher Donnel Pumphrey (6,405 from 2013-16).
- Cooper has 21 career 100-yard rushing games, including 13 at Kent State (five in 2022, seven in 2021 and one in 2020), four at Ball State last year and four this season in 10 games at San Diego State.
- This season, Cooper ranks third in FBS in rushing attempts (246, 2nd in MW) and all-purpose plays (262, 2nd in MW), fourth in rushing attempts per game (24.60, 2nd in MW), 14th in rushing yards per game (106.20, 2nd in MW) and rushing yards (1,062, 3rd in MW), 25th in all-purpose yards (1,153, 3rd in MW) and 28th in all-purpose yards per game (115.30, 3rd in MW). Cooper also is tied for third in the Mountain West in rushing touchdowns (9, T-40th in FBS), fifth in total touchdowns (10, T-41st in FBS), tied for ninth in total points (60), and 10th in points per game (6.00).
- Cooper rushed for 223 yards in the opener vs. Texas A&M-Commerce on Aug. 31, the first 200-yard game by an Aztec since Rashaad Penny had 221 vs. Army West Point in the 2017 Armed Forces Bowl on Dec. 23 and the most by an Aztec since Penny had a career-high 234 at San Jose State on Nov. 4, 2017. Cooper became the 84th different Aztec with a 100-yard rushing game. It was the 17th time in SDSU's Division I history that an Aztec broke 100 rushing yards in a season opener and only trailed David Turner's 239 yards in the 1976 opener vs. Arkansas State. Cooper's 223 yards were also Snapdragon Stadium record and the eighth most in a FBS game this season.
- Cooper had his second 100-yard game of the season at Central Michigan on Sept. 28, rushing for 111 yards and two touchdowns on 34 carries and his third the following week vs. Hawai'i on Oct. 5, running for 109 yards and two touchdowns on 30 attempts.
- Cooper had his third 100-yard game the following week vs. Hawai'i on Oct. 5, running for 109 yards and two touchdowns on 30 attempts.
- Cooper logged his fourth 100-yard game of the season against New Mexico on Nov. 8, rushing 35 times for 123 yards. The 35 rushing attempts are the second most in a FBS game this season.

HOMETOWN HERO



White

San Diego State sophomore **Trey White** is making the most of his move from linebacker to the new EDGE position in Eric Schmidt's 4-2-5 defense. White, who prepped at nearby Eastlake High School in Chula Vista, was named a captain by his teammates in late-August, along with Tano Letuli the first Aztec underclassmen to be named captains since current Minnesota Vikings head coach Kevin O'Connell (O'Connell was a four-time team captain from 2004-07).

Below are some notes on White's season so far.

- White has totaled 44 tackles (29 solo), including 16.5 tackles for a loss of 94 yards and 11.5 sacks for 61 yards, while adding a forced fumble and two pass breakups.
- White is off to a historic start to the season, on pace to challenge the FBS's record for the most sacks per game in a season (NCAA defensive stats go back to 2000). White is averaging 1.15 sacks per game, just behind the NCAA FBS record for most sacks per game in a season behind Arizona State's Terrell Suggs (1.71 in 2002), Louisville's Elvis Dumervil (1.67 in 2005) and Syracuse's Dwight Freeney (1.46 in 2001).
- White is averaging more sacks per game (1.15) than five other TEAMS.
- White ranks third in the country in total sacks (11.5), sacks per game (1.15), total tackles for loss (16.5), tackles for loss per game (1.70) and total tackles for loss yards (94), and eighth in total sack yards (61). He leads the Mountain West as well in all of those categories.
- According to Pro Football Focus, White ranks in a tie for 25th in the country in quarterback pressures (35).
- White is already tied for sixth in SDSU single-season history with 11.5 sacks along with current Kansas City Chief Cameron Thomas (11.5 in 2021), only trailing Mike Douglass (21.0 in 1976), Brett Faryniarz (13.0 in 1987), Andy Coviello (12.5 in 1991) and Kabeer Gbaja-Biamila (12.0 in 1997 and 1999).

:: WHITE'S NCAA FBS RANKINGS

Stat	No.	Rank
Total Sacks	11.5	3rd
Sacks Per Game	1.15	3rd
Total Tackles for Loss	16.5	3rd
Tackles for Loss Per Game	1.65	3rd
Total TFL Yards	94	3rd
Total Sack Yards	61	8th

:: MOST SACKS / SDSU SINGLE-SEASON HISTORY

Rk.	Name, Year	No.
1.	Mike Douglass, 1976	21.0
2.	Brett Faryniarz, 1987	13.0
3.	Andy Coviello, 1991	12.5
4.	Kabeer Gbaja-Biamila, 1999	12.0
	Kabeer Gbaja-Biamila, 1997	12.0
6.	Trey White, 2024	11.5
	Cameron Thomas, 2021	11.5

- **White** logged three sacks and four tackles for loss at Central Michigan on Sept. 28. He was the first Aztec with four TFLs in a game since Jay Henderson had four vs. Northern Illinois on Sept. 30, 2017.
- **White** followed with another three sacks and four tackles for loss once again vs. Hawai'i on Oct. 5 en route to being named the Mountain West Defensive Player of the Week on Oct. 7 for the first time of his career. According to Pro Football Focus, White's eight quarterback pressures were tied for the second most in the country that week, while his five quarterback hurries were tied for seventh.
- **White** was recently named to the midseason Bednarik Award Watch List for the most outstanding defensive player. He also is a first-team midseason All-America selection by Associated Press and College Football Network, and a second-team pick by The Athletic, Athlon Sports and Sporting News.

IN RAREFIED AIR



O'Neil

San Diego State true freshman quarterback **Danny O'Neil** has burst on the scene after joining the Aztecs in January for the spring semester. The Indianapolis native followed SDSU head coach Sean Lewis to The Mesa and was named the team's starting quarterback after practice on Aug. 19.

So far on the season, O'Neil has completed 162 of 267 passes (60.7 pct.) for 1,752 yards and 11 touchdowns with six interceptions, while posting a 124.9 pass efficiency rating.

Below are some notes on O'Neil.

- **O'Neil** became the first true freshman quarterback in SDSU's Division I era (since 1969) to earn a start in a season-opener when he started against Texas A&M-Commerce on Aug. 31.
- He was the third true freshman quarterback in San Diego State's DI era to earn a start and is the second to pick up a win in his first start (also Spencer Brinton on Oct. 25, 1997 - SDSU 10, Hawai'i 3).
- The Aztecs scored 45 points in his first career start. In SDSU's two previous games that it started a true freshman quarterback for the first time, San Diego State combined for 23 points (10 vs. Hawai'i on Oct. 25, 1997 and 13 at Fresno State on Oct. 3, 2014).
- **O'Neil** was one of only two true freshmen in the country to start in the opening weekend (also Nebraska's Dylan Raiola).
- In the second half of the Texas A&M-Commerce game, **O'Neil** was 11-for-12 for 130 yards and two touchdowns for a 237.67 pass efficiency rating.
- **O'Neil's** first interception came in his fifth game of the season (sixth for SDSU) and 128th pass attempt at Wyoming on Oct. 12. His 127 passes without an interception only trailed Eastern Michigan's Cole Snyder (145) and USF's Byrum Brown (132) at the time.
- Among the Mountain West, **O'Neil** ranks fifth in pass attempts per game (29.67, 46th in FBS) and completions per game (18.00, T-51st in FBS), sixth in total pass attempts (267, T-56th in FBS), tied for sixth in pass completions (162, T-64th in FBS), seventh in completion percentage (60.67), eighth in passing yards (1,752) and passing yards per game (194.67), ninth in passing touchdowns (11) and pass efficiency rating (124.89), and 10th in total offense per game (198.11) and yards per attempt (6.56).
- **O'Neil** was named the Mountain West Freshman of the Week on Oct. 7 for his play against Hawai'i. **O'Neil** led the Aztecs to a 27-24 come-from-behind win over Hawai'i, completing his first 10 pass attempts and a career-high 24 for the game, going 24-for-33 for 224 yards, a touchdown and no turnovers. SDSU scored on five of its 10 drives, including three touchdowns and two field goals.
- **O'Neil** was named the Mountain West Freshman of the Week for a second straight week on Oct. 14 for his play at Wyoming, becoming the first Aztec to earn back-to-back weekly conference honors since Matt Araiza received consecutive special teams weekly awards Oct. 18-25, 2021. **O'Neil** was 16-of-27 for a season and career-high 254 yards leading the Aztecs to their second consecutive fourth quarter comeback victory at Wyoming and a 2-0 mark in conference play. In the fourth quarter alone, he was 4-of-7 for 127 yards leading back-to-back scoring drives, including a 27-yard touchdown pass and the game-winning field goal. According to Pro Football Focus, his 86.4 passing grade ranked sixth best in FBS during week seven (min. 30 drop backs).

BIDDING HIS TIME



Johnson

San Diego State junior cornerback **Chris Johnson** is in the midst of a fantastic junior season. Johnson, who entered the season with 24 games played and no starts while working behind the plethora of veteran Aztec cornerbacks, has 54 tackles (42 solo) through 10 games so far in 2024 with 10 starts. He also has three forced fumbles, four pass breakups, an interception returned for 42 yards and a blocked kick.

Below are some notes on Johnson's 2024.

- **Johnson** is tied for eighth in FBS in the FBS in forced fumbles (3, T-1st in MW) and tied for 12th in forced fumbles per game (0.30, T-3rd in MW). The three forced fumbles are already tied for the 13th most in SDSU single-season history.
- According to Pro Football Focus, **Johnson** fifth in the Mountain West among cornerbacks with a 71.3 defensive grade (min. 625 snaps) and 23rd in FBS.
- **Johnson** blocked a punt at UNLV on Nov. 16. Johnson is also tied for second in the Mountain West in blocked kicks (1, T-12th in FBS) and tied for fourth in blocked kicks per game (0.10, T-40th in FBS).

CONTINUING THE AZTEC PUNTING LEGACY



Pastula

Aztec senior **Tyler Pastula** has continued the excellence of the punting position at San Diego State. Pastula, in his first and final season at SDSU after spending last year punting at FCS power Albany and previously playing for FCS's Delaware, replaced two-time all-conference and the 2022 Mountain West Special Teams Player of the Year Jack Browning. Before Browning, the 2021 Ray Guy Award winner Matt Araiza punted for the Aztecs.

So far this season, Pastula has punted 51 times for 2,345 yards, averaging 46.0 yards per punt with 15 going for 50-plus yards and 17 inside the 20.

- **Tyler Pastula** is currently averaging 45.98 yards per punt, which would rank fourth in SDSU single-season history.
- **Pastula** ranks first in the Mountain West in punt average (45.98, 7th in FBS), and second in total punt yards

UTAH STATE (3-7, 2-3 MW)

Aug. 31	Robert Morris	W, 36-14
Sept. 7	at USC	L, 0-48
Sept. 14	Utah	L, 21-38
Sept. 21	at Temple	L, 29-45
Oct. 5	at Boise State*	L, 30-62
Oct. 11	UNLV*	L, 34-50
Oct. 19	New Mexico*	L, 45-50
Oct. 26	at Wyoming*	W, 27-25
Nov. 9	at Washington State	L, 26-49
Nov. 16	Hawai'i*	W, 55-10
Nov. 23	San Diego State*	1:30 p.m. MT
Nov. 29	at Colorado State*	1:30 p.m. MT

TEAM COMPARISON (2024)

(National rankings (out of 133 in parentheses; through Nov. 16)

Category	San Diego State	Utah State
Record	3-7	3-7
Conference	2-3	2-3

Scoring Offense	21.69 (112)	30.50 (49)
Scoring Defense	28.30 (92)	39.10 (131)

Scoring Differential^	-10.89 (109)	-12.0 (114)
-----------------------	--------------	-------------

^ ranking and numbers only include only vs. FBS schools

Rushing Offense	123.90 (100)	176.50 (49)
Passing Offense	200.80 (94)	287.40 (14)
Total Offense	324.70 (120)	463.90 (8)
Passing Efficiency	123.72 (106)	134.72 (69)

Rushing Defense	188.90 (110)	230.20 (130)
Passing Defense	227.50 (80)	247.30 (105)
Total Defense	416.40 (108)	477.50 (130)
Passing Eff. Defense	137.37 (83)	151.01 (119)

Net Punting	40.40 (38)	39.65 (57)
Punt Returns	6.35 (88)	11.08 (35)
Kickoff Returns	20.76 (55)	18.96 (86)
Punt Return Def.	6.00 (61)	6.60 (58)
Kick Return Def.	16.82 (19)	21.59 (86)

Interceptions Thrown	8 (64)	14 (124)
Fumbles Lost	1 (1)	4 (34)
Passes Intercepted	6 (95)	12 (19)
Fumbles Recovered	5 (59)	3 (109)
Turnovers Lost	9 (20)	18 (108)
Turnovers Gained	11 (97)	15 (44)
Turnover Margin	+0.20 (54)	-0.30 (88)

Sacks	3.00 (13)	2.30 (45)
Tackles for Loss	5.90 (55)	5.50 (69)
Sacks Allowed	2.40 (95)	1.60 (47)
TFL Allowed	7.50 (125)	4.90 (42)

First Downs Off.	175 (114)	221 (36)
First Downs Def.	233 (123)	236 (125)
3rd Down Conv. %	34.01 (116)	36.73 (100)
4th Down Conv. %	60.00 (39)	54.17 (71)
3D Conv. % Def.	45.48 (119)	46.76 (123)
4D Conv. % Def.	56.52 (78)	75.00 (128)

Fewest Penalties	9.10 (131)	7.80 (116)
Fewest Penalty Yds.	82.20 (132)	69.10 (121)

Red Zone Offense	79.31 (104)	83.33 (80)
Red Zone Defense	88.89 (100)	93.88 (126)

Time of Possession	26:40 (124)	27:00 (122)
--------------------	-------------	-------------

SDSU IN THE RANKINGS (2024)

Category	Pct./No.	NCAA	MW
Rushing Offense	123.90	100	9
Passing Offense	200.80	94	7
Total Offense	324.70	120	11
Scoring Offense	21.69	112	9
Passing Efficiency	123.72	106	8
Rushing Defense	188.90	110	9
Passing Defense	227.50	80	5
Total Defense	416.40	108	9
Scoring Defense	28.30	92	8
Passing Efficiency Defense	137.37	83	6
Net Punting	40.40	38	1
Kickoff Returns	20.76	55	3
Punt Returns	6.35	88	9
Kickoff Return Yardage Def.	16.82	19	2
Punt Return Yardage Def.	6.00	61	5
Interceptions Thrown	8	64	8
Fumbles Lost	1	1	1
Passes Intercepted	6	95	6
Fumbles Recovered	5	59	5
Turnovers Lost	9	20	3
Turnovers Gained	11	97	11
Turnover Margin	+0.20	54	4
Sacks	3.00	13	2
Tackles for Loss	5.90	55	5
Sacks Allowed	2.40	95	11
Tackles for Loss Allowed	7.50	125	12
First Downs	175	114	9
Opponent First Downs	233	123	9
3rd Down Conversion Pct.	34.01	116	12
4th Down Conversion Pct.	60.00	39	5
3rd Down Defense	45.48	119	8
4th Down Defense	56.52	78	3
Fewest Penalties	9.10	131	11
Fewest Yards Penalized	82.20	132	12
Red Zone Offense	79.31	104	11
Red Zone Defense	88.89	100	8
Time of Possession	26:40	124	11
Field Goal Percentage	80.00	43	3
PAT Percentage	95.65	107	12
Winning Percentage	30.00	106	8

Red indicates top 25 in FBS or Mountain West leader

MOST STARTS / CONSECUTIVE STARTS

Most Starts	Starts
Tyler Pastula, P	55
Marquez Cooper, RB	51
Ryan Wintermeyer, LS	49
Nate Bennett, WR	41
Nate Williams, OL	37

Consecutive Starts	Streak
Tyler Pastula, P	55
Ryan Wintermeyer, LS	49
Marquez Cooper, RB	42
Nate Williams, OL	34
Bryce Phillips, CB	32

(2,345, 9th in FBS), punt yards per game (234.50, 9th in FBS), total punts (51, T-13rd in FBS), punts per game (5.10, T-14th in FBS), punts inside the 20-yard line (17, T-20th in FBS) and net punt average (41.51, T-28th in FBS).

■ Pastula punted seven times for 340 yards against Oregon State on Sept. 7. The 48.6 average was a then career-high mark (min. 4 punts) and the 13th-highest average in the country this year (min. 7 punts).

■ Pastula had a career-long 79-yard punt at Boise State on Nov. 1. It is tied for the longest punt in a FBS game this season and tied for the sixth longest in program history.

■ Against Boise State on Nov. 1, Pastula punted four times for a 50.2 average, which was a career high (min. 4 punts). Off his four punts, the Broncos' average starting field position was their own 17-yard line (17.75).

■ Pastula has two of the six longest punts in FBS play this season (79-yarder at Boise State on Nov. 1 and a 75-yarder at Wyoming on Oct. 12).

:: LONGEST PUNTS IN 2024 / FBS

Rk.	Player	Team	Date	Opponent	Length
1.	Tyler Pastula	San Diego State	Nov. 1	at Boise State	79
	Palmer Williams	Baylor	Sept. 7	at Utah	79
3.	Will Karoll	Tulane	Sept. 14	at Oklahoma	78
4.	Tyler Pastula	San Diego State	Oct. 12	at Wyoming	75
	Aaron Rodriguez	New Mexico	Nov. 2	Wyoming	75
	Kai Kroeger	South Carolina	Sept. 21	Akron	75

KICKING HIS WAY INTO THE RECORD BOOKS



Plascencia

Junior kicker Gabriel Plascencia is making the most of his first full season on The Mesa. Plascencia, who played in four games last year, mainly as the kickoff specialist, before saving his redshirt campaign, is 11-for-12 (.917) on the year in field goal attempts. He's also been the main kickoff specialist as well.

Below are some notes on Plascencia, who earned a scholarship after the spring season.

■ Gabe Plascencia 11-for-12 on the season in field goal attempts. The 91.7 field goal percentage would be a school record if the season ended today.

■ Plascencia is 15-for-16 for his career. The 93.8 percentage would be a school record if he had enough attempts (25) to qualify.

■ Plascencia leads the Mountain West in field goal percentage (91.67, T-11th in FBS), and is tied for second in made field goals per game (1.22, T-48th in FBS), tied for third in total made field goals (11, T-60th in FBS), tied for fifth in field goal attempts per game (1.33, T-75th in FBS), tied for eighth in total field goal attempts (12), ninth in kickoff average (59.41) and kickoff touchback percentage (43.90), tied for ninth in total kickoffs (41), and 10th in total kickoff yards (2,436) and kickoff touchbacks (18).

■ Plascencia has six career games with multiple field goals, including four this year.

■ Plascencia has made 10 consecutive field goals.

:: HIGHEST FIELD GOAL PERCENTAGE / SDSU SINGLE-SEASON HISTORY (MIN. 10 ATT.)

Rk.	Name, Year	Pct.
1.	Gabe Plascencia, 2024	.917
2.	John Baron III, 2016	.913
3.	Chris O'Brien, 1985	.895
4.	Garrett Palmer, 2005	.882
5.	Garrett Palmer, 2007	.867

TRENDING

Searching for the formula to a San Diego State victory? Look no further.

OFFENSIVE KEYS

■ San Diego State is 57-2 the last 59 times it has rushed for 200 yards. The Aztecs surpassed 200 in the opener against Texas A&M-Commerce.

■ The Aztecs are 88-25 since 2011 when committing one turnover or less, something SDSU has done in 49 of its last 70 games.

■ SDSU has an advantage in time of possession in 40 of the last 71 games. Since 2011, the Aztecs are 36-9 when possessing the football for at least 35 minutes.

DEFENSIVE KEYS

■ The Aztecs are 72-5 since 2011 when holding the opposition to 17 points or less. SDSU has held 29 of its last 66 opponents to 17 points or less.

■ San Diego State has won 25 of its last 30 games when forcing at least two turnovers (SDSU's 17-game winning streak came to an end on Sept. 3, 2022 vs. Arizona) and 34 straight games when forcing at least three turnovers (1-0 this season).

■ San Diego State is 77-6 in its Division I history when owning at least a plus-3 turnover advantage, something it did in the opener on Aug. 31 vs. Texas A&M-Commerce.

■ The Aztecs are 34-10 since 2011 when allowing less than 150 passing yards.

■ San Diego State is 62-9 the last 71 times it has held the opposition to a 33.3 percent or less mark on third down.

■ Since 2009, San Diego State's record broken down by opponent passing efficiency: less than 110: 70-11; between 110-150: 46-32; greater than 150: 8-34.

■ Since the start of the 2015 campaign, SDSU is 48-5 when holding its opponent to a passing efficiency rating of below 110.

SPECIAL TEAMS / OVERALL TRENDS

■ San Diego State is 20-3 since 2020 when winning the turnover battle and 53-5 since 2020. The Aztecs have won 22 of their last 25 games (22-3) when winning the turnover battle.

■ San Diego State is 36-12 the last 48 times it has an advantage in field position.

■ Since the start of the 2015 season, San Diego State has 14 kickoff returns for touchdowns, the most in FBS play over that time. To

put that stat into perspective, seven other teams have played at least 100 games over that span and do not have a single kick return touchdown.

- Since the start of the 2020 season, San Diego State has 18 non-offensive touchdowns, tied with Alabama, Houston, Middle Tennessee and Tulane for the sixth most in the country over that span, trailing only Pittsburgh (23), Notre Dame (22), Iowa (19), Kentucky (19) and Ohio State (19).
- The Aztecs have 14 non-offensive touchdowns since the start of the 2021 season. Only eight schools have more non-offensive touchdowns over that span, including Pittsburgh (21), Notre Dame (19), Iowa (16), Kentucky (16), Middle Tennessee (16), Ohio State (16), SMU (15) and Tulane (15). Over that span, SDSU has five interception returns for touchdowns, four blocked punt returns for touchdowns, two kickoff returns for a touchdown, two fumble recoveries for a touchdown and one punt return for a touchdown.
- SDSU has won 38 of its last 43 games leading after three quarters (30-game winning streak was snapped at Fresno State on Oct. 29, 2022).

SEASON SET-UP



Lewis

■ One of the most innovative minds in college football over the past decade, **Sean Lewis** was named the 19th head coach in the history of the San Diego State football program, as announced on Nov. 29,

2023. Lewis, 38, brings an extensive résumé to The Mesa, serving as head coach at Kent State from 2018-22 before spending the 2023 campaign as offensive coordinator/quarterbacks coach at Colorado under head coach Deion Sanders. He has also witnessed great success as a coordinator/assistant coach in stops at Syracuse (2016-17), Bowling Green (2014-15) and Eastern Illinois (2012-13).

- Last season at Colorado, the Buffaloes were ranked sixth in the country in passing yards per game (330.0) and 39th in scoring (32.1) with Lewis calling the plays. When Lewis stopped calling plays, Colorado dropped to 59th in passing (224.0) and 100th in scoring (20.3).
- In 2021, Kent State set program records in plays (1,052), yards (6,907), first downs (364), rushing yards (3,482) and passing yards (3,425). Additionally, the Golden Flashes ranked third in the country that year in rushing (248.6) and first downs (364), fourth in total offense (495.2) and 30th in scoring (33.0).
- In the COVID-shortened 2020 season, Kent State led the country in scoring (49.8) and total offense (606.5), ranked second in in pass efficiency rating (191.2) and third down conversion percentage (56.1), third in rushing (283.0) and fourth down conversion percentage (87.5), and 10th in passing (323.5).
- While at Syracuse, his 2016 offense set or tied 40 program records, including passing yards (3,855), while the 5,290 yards were the second most in school history.
- Lewis also had the fourth-ranked offense (546.8) at Bowling Green in 2015 and the sixth-ranked scoring offense (42.2).
- The Aztecs have posted a .500 or better overall record and a winning record in Mountain West action in 13 of the past 14 seasons, only failing to do so last year (4-8 overall, 2-6 in MW).
- San Diego State once again plays one of the toughest schedules in the country with seven of its 11 FBS games against teams that made a bowl game in 2023 and three against former Pac-12 teams (hosting Oregon State on Sept. 7, at California on Sept. 14 and hosting Washington State on Oct. 26).
- SDSU returns only two all-Mountain West players from a year ago in **Mekhi Shaw** (honorable mention at both wide receiver and punt returner) and **Kenan Christon** (honorable mention at kick returner).
- Gone from San Diego State are second-team honorees TE Mark Redman, OL Cade Bennett, CB Noah Tumblin and P Jack Browning, including the latter two which are vying for spots in NFL camps. Other all-conference performers gone from SDSU are QB Jalen Mayden, LB Zyrrus Fiasue and CB Dez Malone. In all, 18 starters are gone from the 2023 squad.
- Joining first-year head coach Sean Lewis are 55 total newcomers (combining scholarships and walk-ons).
- The Aztecs only have three players in their final year of eligibility who began his career at San Diego State. That is tied for the third-fewest player in their final year of eligibility in the country (see chart page 7).
- Overall, the Aztecs have 15 players in their final year of eligibility, which is the fifth fewest in the country. Only Illinois (12), Troy (12), Iowa State (14) and San Jose State (14) have fewer (see chart on page 7).
- Additionally, SDSU returns only 54 players from a year ago, which ranks as the fourth fewest in the country.
- San Diego State has 44 scholarship newcomers, the sixth most in the nation. The 40 scholarship returnees are tied for the sixth

FEWEST PLAYERS IN FINAL YEAR OF ELIGIBILITY / FBS

Rk.	Team	No.
1.	Illinois	12
	Troy	12
3.	Iowa State	14
	San Jose State	14
5.	San Diego State	15

FEWEST PLAYERS IN FINAL YEAR OF ELIGIBILITY WHO BEGAN CAREER AT CURRENT SCHOOL / FBS

Rk.	Team	No.
1.	Troy	0
2.	Colorado	1
3.	San Diego State	3
	Arizona State	3
	Old Dominion	3
6.	Six tied at	4

MOST SCHOLARSHIP NEWCOMERS / FBS

Rk.	Team	No.
1.	North Texas	54
2.	Colorado	49
3.	Arizona State	49
	Indiana	49
	Troy	49
6.	San Diego State	44

FEWEST SCHOLARSHIP PLAYERS RETURNING / FBS

Rk.	Team	No.
1.	Colorado	31
	North Texas	31
3.	Arizona State	38
	Indiana	38
	Troy	38
5.	San Diego State	40
	Temple	40

FEWEST RETURNING PLAYERS / FBS

Rk.	Team	No.
1.	North Texas	46
2.	Colorado	51
3.	San Jose State	53
4.	San Diego State	54
5.	Arizona State	58
	Middle Tennessee	58
	Old Dominion	58
	Temple	58

SDSU INDIVIDUAL RANKINGS (2024)

(Current players only; Top 75 NCAA; Top 10 MW)

Player	Category	Pct./No.	NCAA Rk.	MW Rk.
Brady Anderson	Total FR	1	T-74	T-4
Louis Brown IV	Yds. per Rec.	15.93	70	5
Eric Butler	INT TD	1	T-5	T-1
Krishna Clay	Total FR	1	T-74	T-4
JD Coffey III	INT TD	1	T-5	T-1
Marquez Cooper	Total Rush Att.	246	3	2
	Total AP Plays	262	3	2
	Rush Att. PG	24.60	4	2
	Rushing YPG	106.20	14	2
	Rushing Yds.	1,062	14	3
	Total AP Yds.	1,153	25	3
	AP YPG	115.30	28	3
	Rushing TDs	9	T-40	T-3
	Total TDs	10	T-41	5
	Total Points	60	--	T-9
	Points PG	6.00	--	10
Chris Johnson	Total FF	3	T-8	T-1
	Total Blk. Kicks	1	T-12	T-2
	FF PG	0.30	T-12	T-3
	Blk. Kicks PG	0.10	T-40	T-4
Tano Letuli	Total FR	1	T-74	T-4
Jordan Napier	Receiving TDs	4	--	T-9
Danny O'Neil	Pass Att. PG	29.67	46	5
	Comp. PG	18.00	T-51	5
	Total Pass. Att.	267	T-56	6
	Total Comp.	162	T-64	T-6
	Comp. Pct.	60.67	--	7
	Passing Yds.	1,752	--	8
	Passing YPG	194.67	--	8
	Passing TDs	11	--	9
	Pass Eff. Rat.	124.89	--	9
	Total Off. PG	198.11	--	10
	Yds. per Att.	6.56	--	10
Tyler Pastula	Punt Avg.	45.98	7	1
	Total Punt Yds.	2,345	9	2
	Punt YPG	234.50	9	2
	Total Punts	51	T-13	2
	Punts PG	5.10	T-14	2
	Punts I20	17	T-20	2
	Net Punt Avg.	41.51	T-28	2
Bryce Phillips	Total INT Yds.	68	T-54	6
Gabe Plascencia	FG Pct.	91.67	T-11	1
	FGM PG	1.22	T-48	T-2
	Total FGM	11	T-60	T-3
	FGA PG	1.33	T-75	T-5
	Total FGA	12	--	T-8
	KO Avg.	59.41	--	9
	KO TB Pct.	43.90	--	9
	Total KO	41	--	T-9
	Total KO TB	18	--	10
	Total KO Yds.	2,436	--	10
Ja'Shaun Poke	Total KR	13	T-38	T-3
	KR Avg.	20.15	40	3
	Kick Ret. PG	1.30	T-40	T-3
	Total KR Yds.	262	55	4
	KR YPG	26.20	55	4
	Comb. Ret. Yds.	262	63	6
Mekhi Shaw	Total PR	11	T-53	3
	Punt Ret. PG	1.10	T-54	3
	PR YPG	7.80	T-71	7
	Total PR Yds.	78	--	9
Dalesean Staley	Total FR	1	T-74	T-4
Trey White	Total Sacks	11.5	3	1
	Sacks PG	1.15	3	1
	Total TFL	16.5	3	1
	TFL PG	1.65	3	1
	Total TFL Yds.	94	3	1
	Total Sack Yds.	61	8	1
Jelani Whitmore	Total FR	1	T-74	T-4

Red indicates top 25 in FBS or Mountain West leader



Texas A&M - Commerce
Aug. 31
W, 45-14



Oregon State
Sept. 7
L, 0-21



at California
Sept. 14
L, 10-31



at Central Michigan
Sept. 28
L, 21-22



Hawaii*
Oct. 5
W, 27-24



at Wyoming*
Oct. 12
W, 27-24



Washington State
Oct. 26
L, 26-29



at Boise State*
Nov. 1
L, 24-56



New Mexico*
Nov. 8
L, 16-21



at UNLV*
Nov. 16
L, 20-41



at Utah St.*
Nov. 23
1:30 p.m. MT



Air Force*
Nov. 30
7:30 p.m. PT

SAN DIEGO STATE-UTAH STATE SERIES

Series: San Diego State leads, 13-4

Home: 8-4, **Away:** 5-0

Snapdragon Stadium: 0-1

Maverik Stadium / Romney: 5-0

Longest SDSU Win Streak: 10 (1968-2016)

Longest Utah State Win Streak: 2 (2021-current)

Date	Location (Opp. NR)	Result	SDSU	USU
California Collegiate Athletic Association Era				
S.19.47	A - Romney Stadium	W	24	19
D.4.48	H - Aztec Bowl	W	28	19
N.25.67	H - San Diego Stadium	L	25	31
Independent Era				
N.30.68	H - San Diego Stadium	W	30	19
Pacific Coast Athletic Association Era				
O.22.71	H - San Diego Stadium	W	36	20
S.22.73	A - Romney Stadium	W	35	7
N.30.74	H - San Diego Stadium	W	34	6
S.27.75	A - Romney Stadium	W	19	10
Independent Era				
N.13.76	H - Jack Murphy Stadium	W	7	6
O.1.77	H - Jack Murphy Stadium	W	19	0
Mountain West Era				
S.25.10	H - Qualcomm Stadium	W	41	7
O.23.15	H - Qualcomm Stadium*	W	48	14
O.28.16	A - Maverik Stadium*	W	40	13
S.21.19	H - SDCCU Stadium*	L	17	23
O.31.20	A - Maverik Stadium*	W	38	7
D.4.21	H - Dignity Health S.P. (MWC)	L	13	46
N.4.23	H - Snapdragon Stadium*	L-2ot	24	32
N.23.24	A - Maverik Stadium*			
TBA.25	H - Snapdragon Stadium*			

SERIES NOTES

- Saturday's San Diego State-Utah State game will mark the 18th meeting in series history, with the Aztecs owning a 13-4 series lead.
- In the last meeting on Nov. 4, 2023, the Aggies escaped with a 32-24 double-overtime victory. Trailing 17-7 entering the fourth quarter, the Aztecs put together a pair of scoring drives, which included a 10-yard touchdown strike from Jalen Mayden to Kenan Christon and then a 23-yard Jack Browning field goal, with 33 seconds left in regulation, to send the game to overtime. SDSU and Utah State each scored a touchdown and PAT on its first overtime possessions. USU opened the second overtime period with a touchdown and, forced to go for the two-point conversion in the second overtime period, converted to push the Aggies lead to 32-24. With a chance to tie the game and send it to a third extra period, and facing a fourth down and four yards to go, Mayden's pass attempt to Joshua Nicholson along the sideline was intercepted by the Aggies' Ike Larsen and returned 62 yards to seal the win for Utah State.
- In the previous meeting between the two schools in the 2021 Mountain West Championship, SDSU lost, 46-13, after having 21 players out with a "medical concern," including all of its tight ends, starting wide receiver Tyrell Shavers and many other important backups.
- In the previous meeting on Oct. 31, 2020, San Diego State scored 28 consecutive second-half points en route to a 38-7 win in Logan. Greg Bell rushed for 157 and a touchdown and added a 29-yard touchdown reception in the victory.
- SDSU owns an 8-3 advantage in series games played in "America's Finest City." The Aggies' lone victories over SDSU in San Diego came at San Diego Stadium/SDCCU Stadium on Nov. 25, 1967, Sept. 21, 2019 and last year (Nov. 5). USU's other win was the 46-13 triumph at Dignity Health Sports Complex in Carson, California in the 2021 MW Championship clash.
- The Aztecs have claimed all five series meetings in Logan, although the teams have met only twice in the city since Sept. 27, 1975 (a 19-10 SDSU win).
- Utah State has won the last two games in the series. The two-game win streak is USU's longest in the series.
- The Aztecs have held the Aggies to 14 points or less nine of the last 12 times the teams have met.
- This is the seventh time the teams have met with both being members of the Mountain West (the series is tied 3-3).
- Both San Diego State and Utah State will play in the Pac-12 Conference beginning in the 2026 season.
- Utah State is one of the two teams that San Diego State will meet annually going forward with the latest three-year schedule rotation, released on July 14, 2022. The announcement came on the heels of the league eliminating football divisions beginning in 2023. According to the Mountain West release, the new schedule rotation, which will allow MW institutions to play each other more often, enhances the opportunity of matching the two best teams in the MW Football Championship Game annually, providing access to the New Year's 6/College Football Playoff more frequently. The new model, which avoided repeat matchups at the same location from 2022 to 2023, is based on a 2-6 structure where each team will play two guaranteed opponents annually and face six other conference teams. During the three-year cycle, all teams will face nine of 11 opponents at least twice, once at home and once on the road, and two opponents in each of the three years. Utah State and Hawai'i are the two opponents SDSU will play annually until at least 2023, and San Diego State will play the rest of the league twice.
- **SDSU-UTAH STATE TIDBITS:** San Diego State owns a 10-3 series advantage in the Division I era... In those 13 meetings, the Aztecs have won and not trailed six times... Prior to 2019, the Aztecs had not trailed in a home game against the Aggies since 1974... In the last seven meetings, SDSU has scored 65 first-quarter points... In the last six games, the Aztecs have 1,503 yards rushing and 10 rushing touchdowns... SDSU has an edge in rushing offense in eight of the last nine meetings... In the last six games, the Aztecs have 140 pass attempts, total... Total turnovers in the last five games: Utah State 10, San Diego State 5... Two of San Diego State's top 10 rushing games have come against Utah State (407 yards in 2020 ranks ninth and 400 yards in 2016 is tied for 10th).

SAN DIEGO STATE vs. UTAH STATE, MOUNTAIN WEST MEETINGS

Date	Site	Result			Rk	- Rk	SD US		Total			Passing		Rushing		Te.	Att				
							FD	- FD	Yds	- Yds	TOs	-TOs	Yds	- Yds	Yds			- Yds			
S.25.10	H - Qualcomm	W	41	-	7	-	-	18	-	14	504	- 245	2	-	1	362	- 115	142	- 115	87	45,682
O.23.15	H - Qualcomm	W	48	-	14	-	-	19	-	16	429	- 239	0	-	4	93	- 95	336	- 134	71	25,898
O.28.16	A - Maverik	W	40	-	13	-	-	20	-	12	414	- 252	0	-	2	14	- 181	400	- 71	55	17,332
S.21.19	H - SDCCU	L	17	-	23	-	-	25	-	23	372	- 375	1	-	0	281	- 293	91	- 82	70	27,367
O.31.20	A - Maverik	W	38	-	7	-	-	30	-	11	570	- 215	0	-	3	163	- 112	407	- 103	55	5,116
D.11.21	H - DHSP (Carson)	L	13	-	46	19	-	17	-	23	315	- 383	2	-	1	167	- 318	148	- 65	65	13,445
N.4.23	H - Snapdragon	L-2ot	24	-	32	-	-	17	-	20	384	- 400	1	-	0	263	- 229	121	- 171	78	23,096

San Diego State number is listed first. Note: San Diego Stadium, Jack Murphy Stadium, Qualcomm Stadium and SDCCU Stadium are all the same complex.

SAN DIEGO STATE-UTAH STATE CONNECTIONS

- Utah State running backs coach Jimmy Beal held the same role at San Diego State in 2023.
- Aztecs defensive lineman Sam Benjamin and Aggies quarterback Jacob Conover attended Arizona State in Tempe, Arizona.
- San Diego State cornerback Tayvion Beasley and tight end Michael Harrison, and Utah State safety Simeon Harris and wide receiver Grant Page went to college at Colorado in Boulder.
- SDSU running back Marquez Cooper and USU defensive tackle Taz Williams both spent time at Kent State University in Kent, Ohio.
- Aztec defensive lineman Tupu Alualu and Aggies running back Nick Floyd competed at Mt. San Antonio College in Walnut, California.

- San Diego State defensive lineman Tupu Alualu and Utah State offensive lineman Aloali'i Maui played football at the New Mexico Military Institute in Roswell, New Mexico.
- SDSU cornerback Arnold Escano and USU wide receiver Kahanu Davis both spent time at Southwestern College in Chula Vista, California.
- Aztec linebacker Owen Chambliss, and Aggies quarterback Bryson Barnes, kicker Tanner Cragun, inside linebacker Jadon Pearson and wide receiver Kyrese White played football at Utah in Salt Lake City.
- San Diego State offensive lineman Nicholas Green and Utah State wide receiver Jack Hestera both went to high school at Cedar Park High in Cedar Park, Texas.
- Aztec cornerback Tayten Bayer, safety Eric Butler and linebacker Owen Chambliss, and Aggie long snapper Alexander McDougall played football at Centennial High in Corona, California.
- San Diego State edge defender Zone Wierenga and Utah State quarterback Jacob Conover both prepped at Chandler High in Chandler, Arizona.
- SDSU safety Josh Hunter, kicker Nick Lopez, wide receiver Jerry McClure, offensive lineman Myles Murao, safety William Nimmo Jr and offensive lineman Ross Ulugalu-Maseuli, and USU inside linebacker Tanner Williams went to high school at Mater Dei High in Santa Ana, California.
- Aztec wide receiver Bobby Shaw and Aggies defensive tackle Gabriel Iniguez Jr both prepped at Pittsburg High in Pittsburg, California.
- San Diego State wide receiver Mikey Welsh and Utah State long snapper Jacob Garcia attended Servite High in Servite, California.
- Aztecs cornerback Tayvion Beasley and Aggies wide receiver Colby Bowman both went to high school at Saint John Bosco High in Bellflower, California.
- San Diego State kicker Nick Clegg and Utah State inside linebacker Jadon Pearson played football at Williams Field High in Gilbert, Arizona.

SDSU CAREER VS. UTAH STATE

Rushing	Att.	Yds.	Avg.	TD
Lucky Sutton	11	86	7.8	0
Kenan Christon	10	35	3.5	0
Jaylon Armstead	6	17	2.8	0
Cam Davis	2	3	1.5	0

Passing	A-C-I	Yds.	TD	Eff.
Zechariah Ramirez	1-1-0	-2	0	83.20

Receiving	No.	Yds.	Avg.	TD
Kenan Christon	8	76	9.5	1
Mekhi Shaw	4	56	14.0	0
Cam Davis	1	-10	-10.0	0

Kick Returns	No.	Yds.	Avg.	TD
Cam Davis	1	11	11.0	0
Brady Anderson	1	9	9.0	0

Punt Returns	No.	Yds.	Avg.	TD
Mekhi Shaw	4	30	7.5	0
Eric Butler	1	6	6.0	0

Defense	S-A-T	Other
Cody Moon	9-5-14	0.5 TFL, 2 QBH
Josh Hunter	5-1-6	1.0 TFL, 1 PBU
Tupu Alualu	4-0-4	1.0 SCK, 2.0 TFL
Deshawn McCuin	2-2-4	0.5 SCK, 0.5 TFL
JD Coffey III	3-0-3	
Chris Johnson	3-0-3	
Max Garrison	2-0-2	
Brady Nassar	1-0-1	
Ryan Wintermeyer	1-0-1	
Eric Butler	0-0-0	1 BLK
Trey White	0-0-0	1 QBH

Punting	No.	Yds.	Avg.	Long
n/a				

Kicking	FG-FGA	Long	PAT-PATA
n/a			

TOP RUSHING PERFORMANCES VS. UTAH STATE

Rk.	Name	H/A	Date	Score	Yards
1.	Donnel Pumphrey	A	10-28-16	W, 40-13	223
2.	Donnel Pumphrey	H	10-23-15	W, 48-14	181
3.	David Turner	H	10-1-77	W, 19-0	165
4.	Greg Bell	A	10-31-20	W, 38-7	157
5.	Donnel Pumphrey	H	11-14-15	W, 48-14	140
6.	Juwan Washington	A	10-28-16	W, 40-13	137

6 100-YARD RUSHING GAMES (SDSU is 5-0 in those games)

TOP PASSING PERFORMANCES VS. UTAH STATE

Rk.	Name	H/A	Date	Score	Yards
1.	Brian Sipe	H	10-22-71	W, 36-20	439
2.	Ryan Lindley	H	9-25-10	W, 41-7	362

2 300-YARD PASSING GAMES (SDSU is 2-0 in those games)

TOP RECEIVING PERFORMANCES VS. UTAH STATE

Rk.	Name	H/A	Date	Score	Yards
1.	Tom Reynolds	H	10-22-71	W, 36-20	290
2.	Vincent Brown	H	9-25-10	W, 41-7	177
3.	Dwight McDonald	H	11-30-74	W, 34-6	150
4.	Tom Nettles	H	11-30-68	W, 30-19	132
5.	Haven Moses	H	11-25-67	L, 25-31	114
6.	Kobe Smith	H	9-21-19	L, 17-23	102

6 100-YARD RECEIVING GAMES (SDSU is 4-2 in those games)

LAST GAME VS. UTAH STATE

UTAH STATE	0	3	7	7	7/8-	32
SAN DIEGO STATE	0	7	0	10	7/0-	24

Nov. 5, 2023 | Snapdragon Stadium | San Diego State | 4:05 p.m. PT | Attendance: 23,096



TEAM STATISTICS

	USU	SDSU
FIRST DOWNS	20	17
Rushing	10	5
Passing	9	11
Penalty	1	1
NET YARDS RUSHING	171	121
Rushing Attempts	44	31
Average Per Rush	3.9	3.9
Rushing Touchdowns	2	0
Yards Gained Rushing	208	142
Yards Lost Rushing	37	21
NET YARDS PASSING	229	263
Completions-Attempts-Int	23-32-0	26-40-1
Average Per Attempt	7.2	6.6
Average Per Completion	10.0	10.1
Passing Touchdowns	2	3
TOTAL OFFENSE YARDS	400	384
Total offense plays	76	71
Average Gain Per Play	5.3	5.4
Fumbles: Number-Lost	1-0	1-0
Penalties: Number-Yards	6-48	9-84
PUNTS-YARDS	7-251	6-285
Average Yards Per Punt	35.9	47.5
Net Yards Per Punt	33.0	43.2
Inside 20	2	3
50+ Yards	1	2
Touchbacks	0	1
Fair Catch	0	4
KICKOFFS-YARDS	4-236	4-244
Average Yards Per Kickoff	59.0	61.0
Net Yards Per Kickoff	40.2	34.8
Touchbacks	0	2
Fair Catch Yards	0	0
Punt returns: Number-Yards-TD	1-6-0	5-35-0
Average Per Return	6.0	7.0
Kickoff returns: Number-Yds-TD	2-55	3-47
Average Per Return	27.5	15.7
Interceptions: Number-Yds-TD	1-62-0	0-0-0
Fumble Returns: Number-Yds-TD	0-0-0	0-0-0
Miscellaneous Yards	0	0
Possession Time	28:30	31:10
1st Quarter	6:33	8:27
2nd Quarter	9:33	5:13
3rd Quarter	6:32	8:22
4th Quarter	5:52	9:08
Third-Down Conversions	8 of 19	7 of 18
Fourth-Down Conversions	1 of 2	0 of 3
Red-Zone Scores-Chances	4-4	4-6
Touchdowns	3-4	3-6
Field goals	1-4	1-6
Sacks By: Number-Yards	1-6	5-25
PAT Kicks	3-3	3-3
Field Goals	1-2	1-2
Points off turnovers	0	0

▶▶ GAME NOTES

Team Notes

- The Aztecs fell to 48-21 (.696) in their last 69 regular-season games against Mountain West opponents.
- SDSU fell to 75-36 (.676) since the start of the 2015 season.
- San Diego State fell to 10-5 all-time in overtime games (2-1 under Brady Hoke).
- The Aztecs shut out their opponent in the first quarter for the fourth time in the last five games.
- SDSU did not allow a touchdown in the first quarter for the sixth straight game.
- San Diego State has now gone 12 straight games without allowing more than seven points in the first quarter and has allowed seven or fewer points in 20 of the last 21 first quarters.
- The Aztecs held an opponent without a first-half touchdown for the second straight game and third time this season.
- SDSU has now held seven of its last 19 opponents without a touchdown in the first half (dating back to last season).
- San Diego State fell to 2-3 on the season and 24-9 under Brady Hoke when scoring first.
- The Aztecs fell to 3-1 on the season and 35-9 under Brady Hoke when leading at halftime.
- SDSU allowed Utah State to score a touchdown with 8:43 left in the third quarter. It was the first touchdown allowed by San Diego State in 97:15 of game time dating back to Oct. 14 at Hawai'i.
- The Aztecs fell to 3-3 on the season in games decided by one score (15-12 under Brady Hoke).
- SDSU dropped to 2-4 in the year and 30-11 under Brady Hoke when committing one or fewer turnovers.
- San Diego State fell to 3-3 on the season and 31-8 under Brady Hoke when its average starting field position was at least its own 30-yard line.

Aztecs Fall in Double Overtime to Utah State

SAN DIEGO -- The San Diego State football team finished with 384 total yards, its most in its last four contests, but an overtime interception spelled doom for the Scarlet and Black in a 32-24 loss to Utah State on Saturday evening at Snapdragon Stadium.

Trailing 17-7 entering the fourth quarter, the Aztecs put together a pair of scoring drives, which included a 10-yard touchdown strike from Jalen Mayden to Kenan Christon and then a 23-yard Jack Browning field goal, with 33 seconds left in regulation, to send the game to overtime.

On its initial possession of overtime, Mayden found Brionne Penny in the corner of the end zone for a 29-yard touchdown and after Browning's extra point was good, SDSU led 24-17.

The Aggies matched SDSU on its first extra possession, putting the ball in the end zone on an 18-yard strike from Cooper Legas to Terrell Vaughn, and with the extra point, the game was tied 24-24.

Utah State (4-5, 2-3 Mountain West) opened the second overtime period with possession and on a second-and-five from the 20, Robert Briggs Jr. busted up the middle for a touchdown. Forced to go for the two-point conversion in the second overtime period, Legas pitched the ball to Vaughn, who found Broc Lane in the back of the endzone to push the Aggies lead to 32-24.

With a chance to tie the game and send it to a third extra period, and facing a fourth down and four yards to go, Mayden's pass attempt to Joshua Nicholson along the sideline was intercepted by the Aggies' Ike Larsen and returned 62 yards to seal the win for Utah State.

San Diego State's 384 yards of total offense, 121 rushing yards and 263 yards through the air, was its most in the last four games and its third highest of the season. Mayden finished 25-of-39 for 265 yards, three touchdowns, and the interception that ended the game. The three scoring strikes equals a career-best, matching his total against San José State on November 12, 2022, and his 39 attempts are a season-high.

Lucky Sutton finished with 86 yards on 11 carries to pace the Aztecs runners. Christon had a touchdown reception and set a career-best with eight catches.

Defensively, Cody Moon led the Aztecs (3-6, 1-4 Mountain West) with a season-best 13 tackles, including a career-high 10 solo stops. The 13 tackles are tied for the second most in a game for the junior linebacker, and was one off his career high, set against Air Force on November 12, 2022.

After a scoreless opening quarter, San Diego State got on the scoreboard with 14:10 to go before the intermission. A six play, 88-yard drive was capped by a nine-yard Mayden to tight end Mark Redman touchdown toss. The key play which set up the score was a 62-yard scamper by Lucky Sutton. It was the longest rush of the season for Sutton and the team. The Aggies, slightly less than four minutes later, got a field goal from William Testa to send the game to the break with SDSU up 7-3.

>> SCORING SUMMARY

Qtr	Time	Team	Scoring Play	Plays	TOP	Score
2nd	14:10	SDSU	Redman 9-yd pass f/Mayden (Browning kick)	6-88	3:18	7-0
2nd	10:14	USU	Testa 24-yd field goal	14-68	3:56	7-3
3rd	8:43	USU	Royals 50-yd pass f/Legas (Testa kick)	9-73	3:43	7-10
4th	13:40	USU	Booth 19-yd rush (Testa kick)	7-92	2:25	7-17
4th	7:10	SDSU	Christon 10-yd pass f/Mayden (Browning kick)	9-79	4:08	14-17
4th	0:36	SDSU	Browning 23-yd field goal	9-49	1:54	17-17
OT	--	SDSU	Penny 27-yd pass f/Mayden (Browning kick)	2-25	--	24-17
OT	--	USU	Vaughn 18-yd pass f/Legas (Testa kick)	3-25	--	24-24
2OT	--	USU	Briggs 20-yd rush (Broc 2-pt. conversion)	1-20	--	24-32

INDIVIDUAL STATISTICS

>> UTAH STATE

Rushing	Att	Yds	TD	Long	Avg
Booth	13	77	1	19	5.9
Briggs	9	59	1	20	6.6
Faison	10	30	0	13	3.0
Hillstead	7	14	0	17	2.0
Switzer	1	4	0	4	4.0
Legas	4	-13	0	9	-3.2
Totals	44	171	2	20	3.9
Passing	C-A-I	Yds	TD	Long	Sack
Hillstead	12-16-0	62	0	14	2
Legas	11-15-0	167	2	50	3
Royals	0-1-0	0	0	0	0
Totals	23-32-0	229	2	50	5

Receiving	No.	Yds	TD	Long
Vaughn	8	91	1	38
Royals	8	87	1	50
Lane	2	19	0	14
Davis	2	15	0	8
Faison	1	6	0	6
Sterzer	1	6	0	6
Booth	1	5	0	5
Totals	23	229	2	50

>> SAN DIEGO STATE

Rushing	Att	Yds	TD	Long	Avg
Sutton	11	86	0	62	7.8
Christon	10	35	0	25	3.5
Davis	2	3	0	2	1.5
Armstead	1	3	0	3	3.0
Browning	1	0	0	0	0.0
TEAM	1	-1	0	0	-1.0
Mayden	5	-5	0	6	-1.0
Totals	31	121	0	62	3.9
Passing	C-A-I	Yds	TD	Long	Sack
Mayden	25-39-1	265	3	33	1
Ramirez	1-1-0	-2	0	0	0
Totals	26-40-1	263	3	33	1

Receiving	No.	Yds	TD	Long
Christon	8	76	1	16
Redman	5	44	1	11
Penny	4	57	1	27
Shaw	4	56	0	24
Nicholson	2	9	0	8
Blake	1	33	0	33
Browning	1	-2	0	0
Davis	1	-10	0	0
Totals	26	263	3	33

fewest in the country.

- Lewis has brought along an impressive coaching staff to The Mesa, including six full-time coaches with previous coordinator experience. Three assistant coaches on the Aztec offensive staff have previous offensive coordinator experience, including pass game coordinator Laneer Sampson (2023 co-offensive coordinator/2022 pass game coordinator at Austin Peay), run game coordinator Mike Schmidt (2023 run game coordinator at Mississippi State, 2022 run game coordinator at Syracuse) and quarterbacks coach Matt Johnson (2023 offensive coordinator at Kent State). Additionally, senior offensive analyst Ryan Lindley was SDSU's offensive coordinator last season.
- Defensively, Eric Schmidt is in his first season as SDSU's defensive coordinator. Schmidt previously spent two seasons at Washington as its special teams coordinator and coach of the EDGE position on defense. Defensive edges coach Rob Aurich (2022-23 defensive coordinator at Idaho, 2018-21 special teams coordinator at South Dakota, 2015-17 defensive coordinator at Bemidji State) also has previous coordinator experience.
- Finally, associate head coach Zac Barton is in his first season as SDSU's special teams coordinator after spending last season at Kansas, where he served as the Jayhawks' special teams analyst. Prior to Kansas, Barton coached the special teams at Kent State from 2018-22 under Lewis.

BULLET NOTES - OFFENSE

- **Sean Lewis** is in his first season at San Diego State. One of the most innovative minds in college football over the past decade, Lewis was named the 19th head coach in the history of the San Diego State football program on Nov. 29, 2023. Lewis, 38, brings an extensive résumé to The Mesa, serving as head coach at Kent State from 2018-22 before spending the 2023 campaign as offensive coordinator/quarterbacks coach at Colorado under head coach Deion Sanders. He has also witnessed great success as a coordinator/assistant coach in stops at Syracuse (2016-17), Bowling Green (2014-15) and Eastern Illinois (2012-13). Colorado ranked sixth in the country in passing offense (330.0) last season when Lewis was calling plays and 39th in scoring (32.1). In 2021, Kent State set program records in plays (1,052), yards (6,907), first downs (364), rushing yards (3,482) and passing yards (3,425). In 2020, Kent State ranked first in scoring (49.8) and total offense (606.5), second in pass efficiency rating (191.2) and third down conversion percentage (56.1), third in rushing (283.0) and fourth down conversion percentage (87.5), and 10th in passing (323.5).
- Three other assistant coaches on the Aztec offensive staff have previous offensive coordinator experience, including pass game coordinator Laneer Sampson (2023 co-offensive coordinator/2022 pass game coordinator at Austin Peay), run game coordinator Mike Schmidt (2023 run game coordinator at Mississippi State, 2022 run game coordinator at Syracuse) and quarterbacks coach Matt Johnson (2023 offensive coordinator at Kent State). Additionally, senior offensive analyst Ryan Lindley was SDSU's offensive coordinator last season.
- San Diego State returns four starters on offense this season, including left guard Myles Murao, right guard Ross Ulugalu-Maseuli, running back Kenan Christon and wide receiver Mekhi Shaw.

OFFENSIVE NUMBERS

- **San Diego State is 68-20 since 2015 when scoring just 20 or more points (3-4 this year).**
- **The Aztecs are 51-5 the last 56 times they have scored at least 30 points (1-0 this season).** SDSU won 13 straight games when scoring at least 30 points before falling, 34-31, to Boise State on Sept. 22, 2023 (3-1 in 2023).
- SDSU has won 21 straight games when scoring 40 points (1-0 this year).
- SDSU is 29-6 since 2011 when having at least 36 minutes of time of possession.
- San Diego State won 11 straight games when not committing a turnover until falling at Central Michigan, 22-21, on Sept. 28. The Aztecs are 2-2 this season when not committing a turnover.
- Since the beginning of 2012, SDSU is 37-5 when not committing a turnover, 81-23 when committing one turnover or less and 22-37 when committing multiple turnovers in the same game.
- San Diego State has one turnover or less in 50 of its last 70 games and in 68 of its last 97 games.
- **The Aztecs have won 53 of their last 58 games (53-5) when committing fewer turnovers than their opponent dating back to 2012 and 20 of their last 23 games dating back to 2020 (20-3) (3-1 this season).**
- SDSU has lost 14 straight games when committing more turnovers than its opponent.
- San Diego State (57) had more than twice as many points off turnover as its opponents (24) in 2023 with two fewer turnovers (17 for SDSU, 19 for SDSU opponents).
- **This season, the Aztecs have have 45 points off 11 turnovers forced, while their opponents have scored 35 points of eight turnovers.**
- SDSU is 58-17 in its last 75 games when owning an edge in time of possession (0-1 this season).
- **SDSU played in four consecutive games decided by three points or less from Sept. 28-Oct. 26 for the first time in its Division I history (since 1969).**
- **The streak of playing in games decided by three points or less was the longest streak in Mountain West history (since 1999), the longest active streak in the country and matched the longest streak since a five-game stretch for Brigham Young in 2016.**
- San Diego State had back-to-back wins by the same score (in this case 27-24) for the first time in its Division I history (since 1969) in games vs. Hawai'i on Oct. 5 and at Wyoming on Oct. 12.
- SDSU had consecutive three-point victories for the first time since 1995 (30-27 vs. Nevada on Sept. 28 and 24-21 at Utah on Oct. 7).
- San Diego State had back-to-back wins by the same margin (3 points) for the first time since a pair of 6-point victories in 2021 (19-13 at San Jose State on Oct. 15 and 20-14 at Air Force on Oct. 23).
- The Aztecs started six different offensive line combinations in 12 games last season. This season, SDSU has started three different offensive line combinations in 10 games.
- San Diego State scored 45 points in a 45-14 win over Texas A&M-Commerce on Aug. 31. The 45 points were its most in a game since scoring 48 vs. Towson on Sept. 25, 2021.

SDSU UNDER SEAN LEWIS

Category	SDSU			
	2024	Streak	Lewis Era	Streak
Overall Record	3-7	L4	3-7	L4
Mountain West Record	2-2	L2	2-2	L2
Home Record	2-3	L2	2-3	L2
Road Record	1-4	L2	1-4	L2
Neutral Record	0-0	L1	0-0	n/a
Overtime	0-0	L1	0-0	n/a
Gms Dec. by 3 Pts or Less	2-2	L1	2-2	L1
Gms Dec. by 8 Pts or Less	2-3	L2	2-3	L2

SCORING

Scoring - first to score	3-1	W2	3-1	W2
Leading - after 1 qtr	2-0	W2	2-0	W2
Leading - at halftime	2-1	W2	2-1	W2
Leading - after 3 qtr	2-3	L2	2-3	L2
Scoring - 20 or more points	3-4	L3	3-4	L3
Scoring - 30 or more points	1-0	W3	1-0	W1
Scoring - 40 or more points	1-0	W21	1-0	W1

OFFENSE

Total Offense - 500+ yds	0-0	W5	0-0	n/a
Total Offense - 400+ yds	1-1	L1	1-1	L1
Passing - 300+ yds	0-0	L1	0-0	n/a
Rushing - 200+ yds	1-0	W15	1-0	W1
First Downs - 20+	1-3	L3	1-3	L3
3rd Down Conv. - 50 pct.+	0-1	L3	0-1	L1
No Turnovers	2-2	L1	2-2	L1
Turnovers - 1 or fewer	3-4	L2	3-4	L2
Turnovers - 2 or fewer	3-7	L4	3-7	L4
Field Position - 30 or better	2-6	L3	2-6	L3
Field Position - 25 or better	3-5	L3	3-5	L3
Play Call - 50 pct.+ rushing	3-5	L2	3-5	L2

DEFENSE

Allowing 24 points or less	3-3	L1	3-3	L1
Allowing 17 points or less	1-0	W1	1-0	W1
Total Offense - <=300 yds.	1-0	W1	1-0	W1
Passing - <= 150 yds.	1-0	W1	1-0	W1
Rushing - <= 100 yds	2-0	W4	2-0	W2
First Downs - <= 15	0-0	L2	0-0	n/a
3rd Down Conv. - <= 33 pct.	1-1	L1	1-1	L1
Turnovers - forced 2 or more	2-1	W1	2-1	W1
Turnovers - forced 3 or more	1-0	W34	1-0	W1
Field Position - <=25	2-3	L2	2-3	L2
Field Position - <=20	1-0	W4	1-0	W1
Defense Scores Points	2-0	W6	2-0	W2

COMPARISON

SDSU more rushing yards	2-1	L1	2-1	L1
SDSU more return yards	3-5	L3	3-5	L3
SDSU fewer turnovers	3-1	W2	3-1	W2
SDSU same turnovers	0-2	L2	0-2	L2
SDSU more turnovers	0-4	L14	0-4	L4
SDSU more Time of Poss.	0-1	L1	0-1	L1
SDSU more 1st D. and ToP	0-1	L1	0-1	L1
SDSU better Avg. Field Pos	2-4	L2	2-4	L2
SDSU adv. in TO and AFP	2-1	W2	2-1	W2
SDSU ST (KR/PR) Score	0-0	W6	0-0	n/a

INDIVIDUAL

Rusher - 100+ Yards	2-2	L1	2-2	L1
Multiple - 100+ Yards	0-0	W19	0-0	n/a
Passer - 300+ Yards	0-0	L1	0-0	n/a
Receiver - 100+ Yards	0-1	L1	0-1	L1
100+ Rusher, 300+ Passer	0-0	W2	0-0	n/a

ACTIVE CAREER START CHART(OFF./DEF.)

Career Starts (Off/Def)	'19	'20	'21	'22	'23	'24	Total
Marquez Cooper, RB	-	4	13	12	12	10	51
Nate Bennett, WR	-	0	11	11	9	10	40
Nate Williams, OL	-	-	4	12	11	10	36
Bryce Phillips, CB	-	-	-	11	11	10	32
Marlem Louis, EDGE	RS	0	4	10	13	3	30
Ross Ulugalu-Maseuli, OL	-	-	RS	6	10	10	26
Ja'Shaun Poke, WR	0	4	8	5	0	9	26
Kyle Moretti, LB	-	-	1	12	9	2	24
Brayden Bryant, OL	-	-	-	10	0	10	20
Dalesean Staley, S	-	-	-	RS	11	8	19
Mekhi Shaw, WR	-	RS	1	5	7	4	17
Christian Jones, OL	-	-	RS	0	6	10	16
Tupu Alualu, DL	-	-	-	-	12	4	16
Louis Brown IV, WR	-	-	-	2	7	6	15
Cody Moon, LB	-	RS	0	9	5	1	15
Kenan Christon, RB	3	0	0	0	10	0	13
Trey White, EDGE	-	-	-	RS	1	10	11
Krishna Clay, DL	-	-	-	-	-	10	10
Chris Johnson, CB	-	-	-	0	0	10	10
Danny O'Neil, QB	-	-	-	-	-	9	9
Eric Butler, S	-	-	-	0	0	9	9
Deshawn McCuin, S	RS	0	1	0	2	6	9
Michael Harrison, TE	-	0	0	2	4	2	8
Myles Murao, OL	-	-	RS	0	6	2	8
Tanu Letuli, LB	-	-	-	-	0	8	8
Jude Wolfe, TE	RS	0	0	0	0	8	8
Tyler McMahon, RG	-	-	-	-	-	7	7
Owen Chambliss, LB	-	-	-	-	RS	7	7
Brady Nassar, DL	-	-	-	-	0	6	6
Teivis Tuioti, DL	-	RS	0	0	0	5	5
Josh Hunter, S	-	-	-	RS	5	0	5
Sam Benjamin, DL	-	-	-	0	0	4	4
Joseph Borjon, OL	-	-	-	0	3	1	4
Jaylon Armstead, RB	-	RS	0	2	2	0	4
JD Coffey II, S	-	-	0	0	1	2	3
Ezekiel Larry, EDGE	-	-	-	RS	3	0	3
Phillippe Wesley, WR	-	-	RS	0	3	0	3
DJ Herman, LB	-	-	-	0	0	2	2
William Nimmo Jr., S	-	0	0	0	1	1	2
Jordan Napier, WR	-	-	-	-	RS	1	1
Javance Tupou'ua-Johnson, QB	-	-	-	-	RS	1	1
Ryan Henderson, EDGE	-	-	-	-	0	1	1
Dominic Oliver, EDGE	-	-	-	0	0	1	1
Brady Anderson, LB	-	-	0	RS	1	0	1
Cam Davis, RB	-	-	RS	0	1	0	1

Cooper's first 30 starts came at Kent State; his 12 starts in '23 were at Ball State. Bennett's first 31 starts came at Portland St. Louis' first 27 starts came at Richmond. Williams' first 27 starts came at Akron. Moretti's first 22 starts came at Central Michigan. Phillips' first 22 starts came at Tennessee State. Poke's first 17 starts were at Kent State. Staley's first 11 starts were at Northern Iowa. Walker's first 11 starts were at Eastern Michigan. Bryant's first 10 starts came at North Dakota. Brown's first nine starts came at Colorado State. Nine of Moon's starts came at New Mexico. Harrison's first six starts came at Colorado. Borjon's first three starts were at Arizona. Larry's first three starts were at Yale. Nimmo's first start was at UCLA.

2024 CAPTAINS

Name	SDSU Letters
Marquez Cooper, RB	n/a
Tano Letuli, LB	n/a
Trey White, Edge	2023

- The 45 points were SDSU's most in a game played in San Diego since scoring 55 vs. Hawai'i on Nov. 5, 2016 (also a Snapdragon Stadium record).
- SDSU's 45 points were its most in a season opener since scoring 49 vs. Cal Poly on Sept. 3, 2011.
- San Diego State's 42 points in the second half was its most in any half in a season opener in its Division I history.
- The 21 points in the fourth quarter were the Aztecs' most in a season opener in their DI history (since 1969).
- SDSU's 21 points in the fourth quarter are tied for its second most in a fourth quarter since at least 2000.
- San Diego State 21 points in the third quarter and fourth quarter were each the most in Snapdragon Stadium history.
- The Aztecs were shut out by Oregon State, 21-0, on Aug. 31. It marked just the third time in the last 223 games that SDSU has been shut out (streak started on Nov. 25, 2006).
- SDSU was shut out by a Pac-12 school for the first time since Sept. 18, 1982 at California (L, 28-0).
- After scoring just 10 points over its two previous games combined, San Diego State scored 14 in the first 17 minutes, 17 seconds (17:17) at Central Michigan on Sept. 28 and 21 points overall.
- SDSU scored 21 points in the first half at CMU on Sept. 28, its most in the first half since also scoring 21 at New Mexico on Nov. 18, 2022.
- SDSU owned a 19-yard advantage in starting field position vs. Hawai'i on Oct. 5 for the first time since also starting with a 19-yard advantage at Hawai'i last season (Oct. 14).
- Since the 1999 season, San Diego State is 16-1 when owning at least advantage of 18 yards in starting field position.
- The Aztecs are 36-12 over the last 48 games when winning the field position battle.
- SDSU lost to Washington State, 29-26, on Oct. 26. It was the first 29-26 score in San Diego State's Division I history.
- The Aztecs fell to 6-1 when scoring exactly 26 points.
- SDSU dropped a 56-24 game at Boise State on Nov. 1. It was the first 56-24 score in San Diego State's Division I history.
- **The Aztecs were 6-for-6 on fourth down against the Broncos. The six fourth down conversions without a fail are their most since at least the 1996 season and are tied for the most in a game this season, joining Appalachian State at Marshall on Oct. 5. The last time a team had more fourth down conversions without failing on an attempt was Northern Illinois on Nov. 17, 2007 at Navy when it was a perfect 7-for-7 on fourth down.**
- SDSU overcame its largest deficit (11 points) vs. New Mexico on Nov. 8 since overcoming a 14-point deficit to San Jose State on Nov. 12, 2022 and winning, 43-27.
- San Diego State had 26 first downs in the New Mexico game, its most since getting 31 vs. No. 24 UTSA in the 2021 Frisco Bowl.
- The Aztecs had five more first downs than UNM, their largest advantage against an FBS opponent since having nine more than at New Mexico on Nov. 18, 2022.
- **SDSU ran its most plays (88) in the New Mexico game since running 99 against Eastern Illinois on Aug. 28, 2013.**
- **In the New Mexico game, San Diego State played in its first turnover free game (either team) since Nov. 13, 2021 vs. Nevada.**
- **Against New Mexico, the Aztecs had their most third down conversions (11) since having 11 at San Jose State on Nov. 4, 2017.**
- SDSU also had its highest third down percentage (55.0) in the New Mexico game since having a 55.8 mark at No. 14 Brigham Young on Dec. 12, 2020.

RUSHING OFFENSE

- **San Diego State is 57-2 the last 59 times it has rushed for at least 200 yards (1-0 in 2024) and is 54-1 in its last 55 regular-season games when rushing for 200-plus yards.**
- **The Aztecs have won 16 straight games when rushing for at least 200 yards.**
- San Diego State had two 100-yard rushers at New Mexico State (Jordan Byrd - 118 and Chance Bell - 116) on Sept. 14, 2019 for the 30th time in program history. The Aztecs are 29-1 in those occasions, including a 19-game win streak.
- SDSU is 33-1 in its Division I era (since 1969) when rushing for at least 300 yards in a game (0-0 this season).
- SDSU's rushing average this season by down - 1st: 3.6, 2nd: 3.9; 3rd: 2.6 and 4th: 3.2.
- San Diego State's rushing average this season by quarter - 1st: 2.6; 2nd: 4.3; 3rd: 3.8 and 4th: 3.4 - and by half - 1st: 3.5 and 2nd: 3.6.
- **RB Marquez Cooper is the active leader in FBS play in rushing yards (4,918) and all-purpose yards (5,619), and is third in rushing touchdowns (42), tied for third in total touchdowns (43), and fourth in rushing yards per game (94.6, min. 25 GP).**
- **Cooper's 4,918 rushing yards would rank second in SDSU program history, just ahead of Rashaad Penny (3,656 from 2014-17) and Marshall Faulk (4,589 from 1991-93), only behind the NCAA's all-time leading rusher Donnel Pumphrey (6,405 from 2013-16).**
- According to Sports-reference.com, Cooper ranks 32nd all-time in FBS history with 4,918 yards.
- Cooper's 42 rushing touchdowns, meanwhile, would rank third at SDSU.
- Cooper has four career 1,000-yard seasons, including 1,080 and 1,326 while at Kent State in 2021 and 2022, respectively, 1,043 last year at Ball State and 1,062 so far this year.
- Cooper is the first player in NCAA FBS history with 1,000-yard rushing seasons with three different teams.
- Cooper is the first Aztec with a 1,000-yard season since Greg Bell in 2021 (Bell had 1,091 yards in 14 games) and the 19th different Aztec with a 1,000-yard season (27 times overall).
- Cooper has tied an NCAA FBS record with four 1,000-yard rushing seasons. The other players to accomplish the feat are Tony Dorsett (Pittsburgh, 1973-76), Amos Lawrence (North Carolina, 1977-80), Denvis Manns, New Mexico State (1995-98), Ron Dayne (Wisconsin, 1996-99); Cedric Benson (Texas, 2002-05), DonTrell Moore (New Mexico, 2002-05), Tyrell Fenroy (Louisiana, 2005-08), Damion Fletcher (Southern Miss., 2006-09), Justin Jackson (Northwestern, 2014-17) and Myles Gaskin (Washington, 2015-18).

- Cooper's rushing yards per game ranks in FBS over the last three seasons: 42nd in 2021 (86.1), 17th in 2022 (110.5) and 36th in 2023 (86.9). This season, Cooper is ranked 14th with 106.2 yards per game.
- Cooper has 21 career 100-yard rushing games, including 13 at Kent State (five in 2022, seven in 2021 and one in 2020), four at Ball State last year and four this season in 10 games at San Diego State.
- The 21 career 100-yard rushing games would rank third all-time at San Diego State, only trailing Pumphrey's 33 from 2013-16 and Faulk's 23 from 1991-93.
- Cooper's 43 overall touchdowns would rank fourth all-time at SDSU.
- Cooper has 13 career multi-touchdown games, including three this season.
- Cooper's 1,062 rushing yards this season are the 21st most in SDSU single-season history.
- This season, Cooper ranks third in FBS in rushing attempts (246, 2nd in MW) and all-purpose plays (262, 2nd in MW), fourth in rushing attempts per game (24.60, 2nd in MW), 14th in rushing yards per game (106.20, 2nd in MW) and rushing yards (1,062, 3rd in MW), 25th in all-purpose yards (1,153, 3rd in MW) and 28th in all-purpose yards per game (115.30, 3rd in MW). Cooper also is tied for third in the Mountain West in rushing touchdowns (9, T-40th in FBS), fifth in total touchdowns (10, T-41st in FBS), tied for ninth in total points (60), and 10th in points per game (6.00).
- Cooper rushed for 223 yards in the opener vs. Texas A&M-Commerce on Aug. 31, the first 200-yard game by an Aztec since Rashaad Penny had 221 vs. Army West Point in the 2017 Armed Forces Bowl on Dec. 23.
- The 223 rushing yards were the most by an Aztec since Penny had a career-high 234 at San Jose State on Nov. 4, 2017.
- The 223 rushing yards are also the eighth most in a FBS game this season.
- Cooper's 223 yards were a Snapdragon Stadium record.
- Cooper became the 84th different Aztec with a 100-yard rushing game.
- It was the 17th time in SDSU's Division I history that an Aztec broke 100 rushing yards in a season opener and only trailed David Turner's 239 yards in the 1976 opener vs. Arkansas State.
- Cooper had his second 100-yard game of the season at Central Michigan on Sept. 28, rushing for 111 yards and two touchdowns on 34 carries. The 34 carries are tied for the fourth most in a game this season in FBS play.
- Cooper had his third 100-yard game the following week vs. Hawai'i on Oct. 5, running for 109 yards and two touchdowns on 30 attempts.
- Cooper logged his fourth 100-yard game of the season against New Mexico on Nov. 8, rushing 35 times for 123 yards. The 35 rushing attempts are the second most in a FBS game this season.
- If you take away the 20 times QB Danny O'Neil has been sacked (for 128 yards), he has rushed 34 times for 159 yards (4.7 avg.) with one rushing touchdown.
- If you take away the four times QB Javance Tupou'ata-Johnson has been sacked (for 27 yards), he has rushed 10 times for 48 yards (4.8 avg.).
- RB Jaylon Armstead broke 100 yards rushing with 134 yards and a touchdown on 21 carries (6.4 avg.) at San Jose State on Nov. 18, 2023. He became the 83rd Aztec in program history with a 100-yard rushing game (the No. is now 84).
- Armstead tied for eighth in the Mountain West last year in rushing touchdowns (8, T-75th in FBS).
- Armstead ranked fifth in the Mountain West in rushing yards per attempt (6.02, T-48th in MW) in 2022.
- Armstead ran for 96 yards against Idaho State on Sept. 10, 2022 on just five carries. The 19.2 average was the second-highest by an Aztec since at least 1996 (min. 5 att.), trailing only Rashaad Penny's 20.8 average at Nevada on Nov. 12, 2006.
- Armstead's 19.2 average against Idaho State in the 2022 meeting was also the eighth-highest average in a FBS game in 2022 (min. 5 att.).
- RB Kenan Christon ran for 102 yards and a touchdown on just 10 carries (10.2 avg.) at New Mexico on Nov. 18, 2022. It was his second career 100-yard rushing game and first since rushing for 103 in his first college game at USC against Arizona on Oct. 19, 2019. He became the 81st Aztec with a 100-yard rushing game (now that number is 84). He also became the first Aztec since Rashaad Penny against Army West Point on Dec. 23, 2017 and just the third Aztec overall since 2000 (has now happened eight times overall) to average at least 10 yards per carry on at least 10 attempts.

PASSING OFFENSE

- Since the start of the 2015 season, San Diego State has thrown 68 interceptions, the fifth fewest in the nation over that span behind option teams Navy's 52 (min. 100 GP), and Air Force and Army West Point, who both have 61, and also Alabama (67). In contrast, Hawai'i has thrown 137 interceptions over that span, which is the most since 2015.
- Since 2015, the Aztecs own a +79 advantage in defensive interceptions (147) compared to interceptions thrown (68). That is the largest difference in the country over that span, followed by Alabama (+78), Iowa (+76) and Oregon (+58).
- SDSU has won five of its last six games when throwing for at least 300 yards.
- San Diego State threw for a season-high 284 yards against Washington State on Oct. 26.
- Four different Aztecs - Danny O'Neil, Javance Tupou'ata-Johnson, Jordan Napier and DJ Herman - had a completion in the Washington State game, matching the most by a FBS team this season (also Tulsa twice) and the most by SDSU since at least 1996 (also four vs. Eastern Illinois on Oct. 6, 2001).
- Danny O'Neil became the first true freshman quarterback in SDSU's Division I era (since 1969) to earn a start in a season-opener when he started against Texas A&M-Commerce on Aug. 31.
- O'Neil was the third true freshman quarterback in San Diego State's DI era to earn a start and is the second to pick up a win in his first start (also Spencer Brinton on Oct. 25, 1997 - SDSU 10, Hawai'i 3).
- The Aztecs scored 45 points in his first career start. In SDSU's two previous games that it started a true freshman quarterback for the first time, San Diego State combined for 23 points (10 vs. Hawai'i on Oct. 25, 1997 and 13 at Fresno State on Oct. 3, 2014).
- O'Neil was one of only two true freshmen in the country to start in the opening weekend (also Nebraska's Dylan Raiola).

TOP SCORING DEFENSES SINCE 2014

Best scoring defenses since start of 2014 (min. 100 GP)

Rk.	School	Pts. Allowed Per Game
1.	Georgia	16.9
2.	Alabama	17.1
3.	Clemson	17.7
4.	Wisconsin	18.0
5.	Iowa	18.1
6.	Michigan	18.3
7.	Ohio State	18.3
8.	Penn State	18.9
9.	San Diego State	20.3
10.	Washington	20.8

TOP TOTAL DEFENSES SINCE 2014

Best total defenses since start of 2014 (min. 100 GP)

Rk.	School	Total Yds. Allowed Per Game
1.	Michigan	296.0
2.	Wisconsin	296.2
3.	Clemson	302.2
4.	Georgia	302.2
5.	Alabama	306.5
6.	Iowa	319.3
7.	Ohio State	319.6
8.	Penn State	321.5
9.	San Diego State	328.3
10.	Air Force	333.8

MOST INTERCEPTIONS SINCE 2014

Below is a list of the most interceptions forced in the FBS since the beginning of the 2014 campaign.

Rk.	Team	INT
1.	Iowa	169
2.	San Diego State	161
3.	Clemson	160
4.	Alabama	156
5.	Oregon	147
	Western Kentucky	147
7.	Brigham Young	144
	Wisconsin	144
9.	Appalachian State	142
10.	Ohio State / Utah	141

MOST TURNOVERS FORCED SINCE 2014

Below is a list of the most turnovers forced in the FBS since the beginning of the 2014 campaign.

Rk.	Team	TO Forced
1.	Clemson	260
2.	Memphis	251
3.	Alabama	249
4.	Iowa	242
5.	Western Kentucky	240
6.	Louisiana Tech	238
7.	Utah	237
8.	San Diego State	235
	Ohio State	235
10.	Troy / UCF	234

FEWEST INT. THROWN SINCE 2015

Fewest INT by an FBS team since 2015 (min. 100 GP).

Rk.	School	Int.
1.	Navy	52
2.	Air Force	61
	Army West Point	61
4.	Alabama	67
5.	San Diego State	68

MOUNTAIN WEST STANDINGS / SINCE 2013

Below is a look at the best Mountain West records in league games since the current 12-team conference began in 2013 (includes championship & bowl games; through Nov. 16).

Rk.	Team	W	L	Pct.	GB
1.	Boise State	80	18	.816	--
2.	San Diego State	62	32	.660	16.0
3.	Utah State	55	38	.591	22.5
4.	Fresno State	56	41	.577	23.5
5.	Air Force	49	41	.544	27.0
6.	Colorado State	45	45	.500	31.0
7.	Wyoming	42	51	.452	35.5
8.	San José State	41	51	.446	36.0
9.	Nevada	40	53	.430	37.5
10.	UNLV	34	58	.370	43.0
11.	Hawai'i	32	64	.333	47.0
12.	New Mexico	24	69	.258	53.5

MOST GAMES / CONSECUTIVE GAMES

Most Games Played	Games
Tyler Pastula, P	55
Marlem Louis, DL	53
Marquez Cooper, RB	52
Ryan Wintermeyer, LS	49

Consecutive Games Played	Streak
Tyler Pastula, P	55
Marquez Cooper, RB	52
Ryan Wintermeyer, LS	49
Michael Harrison, TE	46
Cody Moon, LB	46

SDSU MOUNTAIN WEST PLAYERS OF THE WEEK

San Diego State has earned two Mountain West Player-of-the-Week awards this season. Below is a list of the Aztec student-athletes that have received the honor this season. *No.* - indicates the number of honors that player has earned in his career.

Date (Opp.)	Player	Award	No.
Oct. 7 (UH)	Trey White	Defensive	1
	Danny O'Neil	Freshman	1
Oct. 14 (at WYO)	Danny O'Neil	Freshman	2

SDSU PLAYERS OF THE WEEK

(SDSU players of the week are announced post-practice each Sunday)

Game	Offensive	Defensive	Special Teams
TAMUC	Marquez Cooper	Chris Johnson	none
Scout	Parker Threatt	Malik Gucake	none
Oregon St.	none	none	none
Scout	Arthur Ban	Kodi Cornelius	none
Cal	none	none	none
Scout	none	none	none
CMU	none	none	none
Scout	none	none	none
Hawai'i	Dean Abdullah	Trey White	Tyler Pastula
Scout	Kyle Crum	Jayden Kendricks	none
Wyoming	Ja'Shaun Poke	Josh Hunter	Gabe Plascencia
	Jordan Napier		
Scout	Gage Dutcher	Jelani McLaughlin	none
WSU	none	none	none
Boise St.	none	none	none
UNM	none	none	none
UNLV	none	none	none
Utah St.			
AFA			

- In the second half of the Texas A&M-Commerce game, O'Neil was 11-for-12 for 130 yards and two touchdowns for a 237.67 pass efficiency rating.
- O'Neil's first interception came in his fifth game of the season (sixth for SDSU) and 128th pass attempt at Wyoming on Oct. 12. His 127 passes without an interception only trailed Eastern Michigan's Cole Snyder (145) and USF's Byron Brown (132) at the time.
- Among true freshmen in the country this season, O'Neil ranks second in pass completions (162), pass attempts (267), touchdown-to-interception ratio (1.83, min. 15 att. PG) and interception percentage (2.2, min. 15 att. PG), tied for second in passing touchdowns (11), third in passing yards (1,752), passing yards per game (194.7) and completion percentage (60.7, min. 15 att. PG), fourth in pass efficiency rating (124.9, min. 15 att. PG), yards per completion (10.81, min. 15 att. PG) and touchdown percentage (4.1, min. 15 att. PG), and fifth in yards per attempt (6.56, min. 15 att. PG).
- Among the Mountain West, O'Neil ranks fifth in pass attempts per game (29.67, 46th in FBS) and completions per game (18.00, T-51st in FBS), sixth in total pass attempts (267, T-56th in FBS), tied for sixth in pass completions (162, T-64th in FBS), seventh in completion percentage (60.67), eighth in passing yards (1,752) and passing yards per game (194.67), ninth in passing touchdowns (11) and pass efficiency rating (124.89), and 10th in total offense per game (198.11) and yards per attempt (6.56).
- O'Neil was named the Mountain West Freshman of the Week on Oct. 7 for his play against Hawai'i. O'Neil led the Aztecs to a 27-24 come-from-behind win over Hawai'i, completing his first 10 pass attempts and a career-high 24 for the game, going 24-for-33 for 224 yards, a touchdown and no turnovers. SDSU scored on five of its 10 drives, including three touchdowns and two field goals.
- O'Neil was named the Mountain West Freshman of the Week for a second straight week on Oct. 14 for his play at Wyoming. He is the first Aztec to earn back-to-back weekly conference honors since Matt Araiza received consecutive special teams weekly awards Oct. 18-25, 2021. O'Neil was 16-of-27 for a season and career-high 254 yards leading the Aztecs to their second consecutive fourth quarter comeback victory at Wyoming and a 2-0 mark in conference play. In the fourth quarter alone, he was 4-of-7 for 127 yards leading back-to-back scoring drives, including a 27-yard touchdown pass and the game-winning field goal. According to Pro Football Focus, his 86.4 passing grade ranked sixth best in FBS during week seven (min. 30 drop backs).
- Javance Tupou'ata-Johnson earned the start at California on Sept. 14. It marked the first time in SDSU's Division I history (since 1969) that the Aztecs started a pair of freshmen quarterbacks in the same season.
- WR Louis Brown IV is ranked fifth in the Mountain West in yards per reception (15.93, 70th in FBS).
- Brown IV caught eight passes for 149 yards at Central Michigan on Sept. 24. He became the 93rd different Aztec with a 100-yard receiving game (342nd 100-yard game overall). The 149 yards were a career high (Brown played at Colorado State from 2022-23), the most by an Aztec since Tyrell Shavers also had 149 against Hawai'i on Oct. 8, 2022 and matched the most by an Aztec since Jesse Matthews had 175 yards vs. UTSA in the 2021 Frisco Bowl (Dec. 21).
- WR Ja'Shaun Poke had the most catches in consecutive games (18 - Oct. 12 at Wyoming and Oct. 26 vs. Washington State) since Jesse Matthews had 19 over the final two games of the 2021 season.
- Poke had season highs of 10 catches and 80 yards against Washington State on Oct. 26. The 10 receptions were the most by an Aztec in Snapdragon Stadium history and tied for the most in a game in Snapdragon Stadium history. His 142 all-purpose yards were also a season high.
- WR Jordan Napier ranks in a tie for ninth in the Mountain West with four receiving touchdowns.
- TE Jude Wolfe had two touchdown catches at Central Michigan on Sept. 28. He became just the fourth Aztec tight end since at least 1996 with multiple touchdown catches in the same game, joining Gavin Escobar (three times from 2011-12), Kahale Warring (at Nevada in 2018) and Mark Redman (vs. Ohio in 2023).
- Among the Mountain West tight ends, Wolfe ranks in tie for third in touchdown catches (2), eighth in receiving yards (149) and a tie for eighth in receptions (16).
- WR Mekhi Shaw became the 90th different Aztec in program history with a 100-yard receiving game with then career highs of six catches, 120 yards and two touchdowns at New Mexico on Nov. 18, 2022.
- Shaw had another 100-yard game at Hawai'i on Oct. 14, 2023 at Hawai'i with career highs of seven catches and 126 receiving yards, while adding a touchdown. Also had a career-long 69-yard catch.
- RB Kenan Christon caught eight passes for 76 yards and a touchdown against Utah State on Nov. 4, 2023. The eight catches were the most by an Aztec running back since Brandon Sullivan had nine against Cal Poly on Aug. 30, 2008. The eight receptions were also tied for the fourth most in a game last season among running backs.

BULLET NOTES - DEFENSE

- Eric Schmidt is in his first season as SDSU's defensive coordinator. Schmidt previously spent two seasons at Washington as its special teams coordinator and coach of the EDGE position on defense. In 2023, Schmidt helped take the Huskies into the College Football Playoff semifinal as the No. 2 seed following a perfect 12-0 regular season and a PAC-12 Championship victory over Oregon. Statistically, the Huskies led the Pac-12 in interceptions (5) and punt return defense (1.83), ranked third in team passing efficiency defense (122.64), and fifth in turnovers gained (18).
- Defensive edges coach Rob Aurich (2022-23 defensive coordinator at Idaho, 2018-21 special teams coordinator at South Dakota, 2015-17 defensive coordinator at Bemidji State) also has previous coordinator experience.
- San Diego State returns two starters on defense in defensive tackle Tupu Alualu and weakside linebacker Cody Moon.

DEFENSIVE NUMBERS

- Since 2014, SDSU ranks second in the country in interceptions (161), tied for eighth in turnovers forced (235), and ninth in both total defense (328.3) and scoring defense (20.3).
- San Diego State has held its opponent to single digits 21 times since 2015 (124 games) and to 10 or less points 38 times over that span.
- The Aztecs have allowed just 1,377 points over the last 258 quarters (5.34 points per quarter) (does not include overtime periods).
- SDSU has allowed just 1,451 points over the last 70 games (20.7 ppg).

- San Diego State has held its opponent scoreless on its opening possession six times in 10 games this season, 22 times in 35 games since 2022, 34 times in 48 games since 2021 and 88 times since 2015 (124 games).
- The Aztecs have not allowed a first-quarter touchdown in 10 of the last 19 games.
- SDSU had gone 18 straight games without allowing more than seven points in the first quarter before Central Michigan scored 10 of its 22 points in the first quarter on Sept. 28. San Diego State has allowed seven or fewer points in 30 of the last 34 first quarters.
- San Diego State held an opponent without a first-half touchdown in three games last season (Aug. 26 vs. Ohio, Oct. 21 vs. Nevada and Nov. 4 vs. Utah State). SDSU has held seven of its last 32 opponents without a touchdown in the first half.
- This year, opponents have had 117 drives where they tried to score on SDSU (does not include kneeldowns) and the Aztecs have forced three-and-outs (or less) on 28 of those drives (23.9 pct.). San Diego State averages 2.80 three-and-outs per game.
- SDSU had two defensive touchdowns in the opener against Texas A&M-Commerce on Aug. 31 (Tano Letuli fumble recovery in the end zone and JD Coffey III 45-yard interception return) in the same game for the first time since Nov. 5, 2016 vs. Hawai'i.
- **San Diego State's three defensive touchdowns this season are tied for eighth in the country, trailing only Tulane (6), Arizona State (4), Coastal Carolina (4), James Madison (4), Notre Dame (4), Pittsburgh (4) and SMU (4).**
- SDSU has won six straight games when scoring a defensive touchdown (2-0 this season).
- **Ten of the 11 starters on defense in the opener against Texas A&M-Commerce were making their first career FBS start. The only player with a FBS start previously - EDGE Trey White - entered the game with one career start.**
- SDSU allowed just seven points in the second half vs. New Mexico on Nov. 8, its fewest since also surrendering seven at Colorado State on Nov. 11, 2023.
- CB Chris Johnson is tied for eighth in FBS in the FBS in forced fumbles (3, T-1st in MW) and tied for 12th in forced fumbles per game (0.30, T-3rd in MW). The three forced fumbles are already tied for the 13th most in SDSU single-season history.
- LB Brady Anderson, DL Krishna Clay, LB Tano Letuli, S Dalesean Staley and CB Jelani Whitmore are each tied for 74th in FBS in fumble recoveries (1, T-4th in in MW).
- S JD Coffey III had a career-high seven tackles in the first half alone at Central Michigan on Sept. 28 and finished with 15 for the game. It matched the most by an Aztec since Kyahva Tezino had 17 vs. Army West Point in the 2017 Armed Forces Bowl.
- S Josh Hunter had 15 tackles at Colorado State on Nov. 11, 2023, then most by an Aztec since Kyahva Tezino had 15 at Fresno State on Nov. 17, 2018. Hunter entered the game with 17 tackles this season and 18 for his career.
- LB Cody Moon was named the Mountain West Defensive Player of the Week on Aug. 28, 2023 for his play in the Aug. 26 opener against Ohio. Moon had a team-high 12 tackles (seven solo) in his first game as an Aztec after playing at New Mexico the previous two seasons. The 12 tackles were two more than the next two Aztecs combined. It was his fifth career double-digit tackle game (now has six) and third over a four-game stretch.
- LB Kyle Moretti led Central Michigan in tackles (65) and sacks (2.0) a year ago. In the Mid-American Conference, he ranked 10th in sacks and 12th in tackles.
- EDGE Marlem Louis ranked in a tie for fifth in FCS last year while at Richmond in forced fumbles (4) and 10th in forced fumbles per game (0.31).

RUSHING DEFENSE

- **Opponents have rushed 407 times this season with only 15 explosives runs (run of at least 20 yards) (3.7 pct.).**
- **Over the past three-plus seasons since 2021, opponents have rushed 1,659 times with only 49 attempts longer than 20 yards (3.0 pct.).**
- Opponent rush average this year vs. SDSU by down: 1st - 5.2; 2nd - 4.1; 3rd - 4.2; 4th - 4.2.
- Opponent rush average this year vs. SDSU by quarter: 1st - 5.6; 2nd - 4.3; 3rd - 3.7; 4th - 5.2 - and by half: 1st - 4.9; 2nd - 4.4.
- San Diego State held Central Michigan to 154 rushing yards on 42 carries (3.7 avg.) on Sept. 28 a week after it gave up 335 on 33 attempts vs. Ball State (10.2 avg.).
- Washington State came into its game against the Aztecs on Oct. 26 averaging 176.1 yards per game but ran for just 114 on 40 carries (2.9 avg.).
- Boise State Heisman Trophy candidate Ashton Jeanty, who came into the weekend averaging 196.6 yards per game, rushed for just 149 on 31 carries (4.8 avg.) on Nov. 1 vs. the Aztecs.

PASSING DEFENSE

- SDSU's 161 interceptions since the 2014 season are the second most in the country over that span while its 17 interceptions returned for a touchdown rank in a tie for 13th over that span.
- San Diego State ranks first in the country in interception return average (35.5, min. 3 INT), a tie for ninth in interceptions returned for a touchdown (2) and 17th in interception return yards (213).
- EDGE Trey White is off to a historic start to the season, on pace to challenge the FBS's record for the most sacks per game in a season (NCAA defensive stats go back to 2000). White is averaging 1.15 sacks per game, just behind the NCAA FBS record for most sacks per game in a season behind Arizona State's Terrell Suggs (1.71 in 2002), Louisville's Elvis Dumervil (1.67 in 2005) and Syracuse's Dwight Freeney (1.46 in 2001).
- White is averaging more sacks per game (1.15) than five other TEAMS.
- White ranks third in the country in total sacks (11.5), sacks per game (1.15), total tackles for loss (16.5), tackles for loss per game (1.70) and total tackles for loss yards (94), and eighth in total sack yards (61). He leads the Mountain West as well in all of those categories.
- According to Pro Football Focus, White ranks in a tie for 25th in the country in quarterback pressures (35).
- White is already tied for sixth in SDSU single-season history with 11.5 sacks along with current Kansas City Chief Cameron Thomas (11.5 in 2021), only trailing Mike Douglass (21.0 in 1976), Brett Faryniarz (13.0 in 1987), Andy Coviello (12.5 in 1991) and Kabeer Gbaja-Biamila (12.0 in 1997 and 1999).
- White logged three sacks and four tackles for loss at Central Michigan on Sept. 28. He was the first Aztec with four TFLs in a game

AZTECS IN THE NFL (AS OF NOV. 17, 2024)

(According to Sam Meyers * - practice squad player; ^ - injured list)

Active Rosters: 10

Practice Rosters: 7

Injured List: 1

Total: 18

CURRENT NFL TEAM

SDSU LETTERS

ARIZONA CARDINALS

Aaron Brewer, LS 2008-09-10-11
*Keith Ismael, OL 2017-18-19

ATLANTA FALCONS

*Jesse Matthews, WR 2019-20-21-22

BUFFALO BILLS

Tyrell Shavers, WR 2021-22

HOUSTON TEXANS

Zachary Thomas, OL 2017-19-20-21

MINNESOTA VIKINGS

*Calvin Munson, LB 2013-14-15-16

INDIANAPOLIS COLTS

Darren Hall, S 2018-19-20
Segun Olubi, LB 2020-21

KANSAS CITY CHIEFS

Matt Araiza, P 2019-20-21
Cameron Thomas, LB 2019-20-21

MIAMI DOLPHINS

^Patrick McMorris, S 2020-21-22

NEW ENGLAND PATRIOTS

*Keshawn Banks, DL 18-19-20-21-22

NEW YORK GIANTS

Daniel Bellinger, TE 2018-19-20-21

PITTSBURGH STEELERS

Damontae Kazee, S 2013-14-15-16

SAN FRANCISCO 49ERS

*Alex Barrett, DL 2013-14-15-16

TAMPA BAY BUCCANEERS

*Jack Browning, P 2021-23

TENNESSEE TITANS

Daniel Brunskill, OL 2013-14-15-16

SPECIAL TEAMS SCORING PLAYS SINCE 2011

2022

Jordan Byrd95-yard KR vs. San José State (N.12) (TD)
 Tyrell Shavers.....Punt block; Returned for touchdown (S.30) (TD)
 Jordan Byrd.....66-yard PR vs. Idaho State (S.10) (TD)
 Team.....Punt block; Jaylon Armstead returned for a
touchdown vs. Arizona (S.3) (TD)

2021

Tyrell ShaversPunt block; Trenton Thompson returned for
touchdown vs. Towson (S.25) (TD)
 Jordan Byrd100-yard KR vs. Utah (S.18) (TD)
 Kaegun Williams.....Punt block; Tyrell Shavers returned for
touchdown at Arizona (S.11) (TD)

2020

Jordan Byrd93-yard KR vs. Colorado State (D.5) (TD)
 BJ Busbee90-yard KR vs. Colorado State (D.5) (TD)

2019

Trenton ThompsonPunt block; Caden McDonald returned for
touchdown at UNLV (10.26) (TD)
 Kaegun Williams95-yard KR vs. San José State (O.19) (TD)

2018

Kaelin HimphillPunt block; Trenton Thompson returned for
touchdown vs. Air Force (O.12) (TD)

2017

Juwan Washington78-yd KR vs. Army West Point (D.23) (TD)
 Rashaad Penny100-yd KR vs. Nevada (N.18) (TD)
 Rashaad Penny70-yd PR vs. Nevada (N.18) (TD)
 Juwan Washington96-yd KR vs. Northern Illinois (S.30) (TD)
 Rashaad Penny99-yd KR at Arizona State (S.9) (TD)

2016

Juwan Washington92-yd KR at Wyoming (N.19) (TD)
 Rashaad Penny93-yd KR at Wyoming (N.19) (TD)
 Rashaad Penny100-yd KR vs. California (S.10) (TD)

2015

Rashaad Penny100-yd KR vs. Cincinnati (D.24) (TD)
 Damontae Kazee66-yd PR at UNLV (N.21) (TD)
 Rashaad Penny100-yd KR at Penn State (S.26) (TD)
 Rashaad Penny97-yd KR vs. San Diego (S.5) (TD)

2014

Lloyd Mills67-yd PR vs. Northern Arizona (A.30) (TD)

2013

Tim Vizzi71-yd PR at UNLV (N.30) (TD)
 Tim Vizzi41-yd PR vs. Boise State (N.23) (TD)
 TeamFumbled punt out of end zone (O.4) (Safety)
 Sam MeredithPAT block; David Lamar returned for
def. PAT at New Mexico State (S.28) (2 pts.)

2012

Colin Lockett100-yd KR at Boise State (N.3) (TD)
 Colin Lockett96-yd KR vs. Army (S.8) (TD)

2011

Brandon Davis98-yd KR at Air Force (O.13) (TD)
 Colin Lockett94-yd KR vs. Cal Poly (S.3) (TD)

since Jay Henderson had four vs. Northern Illinois on Sept. 30, 2017.

- White followed with another three sacks and four tackles for loss once again vs. Hawai'i on Oct. 5 en route to being named the Mountain West Defensive Player of the Week on Oct. 7 for the first time of his career. According to Pro Football Focus, White's eight quarterback pressures were tied for the second most in the country that week, while his five quarterback hurries were tied for seventh.
- White came up with two sacks and three tackles for loss the following week at Wyoming on Oct. 12, making it four straight games with multiple sacks.
- According to Pro Football Focus, CB Chris Johnson ranks fifth in the Mountain West among cornerbacks with a 71.3 defensive grade (min. 625 snaps) and 23rd in FBS.
- S JD Coffey III returned an interception 45 yards for a touchdown against Texas A&M-Commerce on Aug. 31. Coffey is tied for first in the Mountain West in interceptions returned for a touchdown (1, T-5th in FBS).
- S Eric Butler returned an interception 43 yards for a touchdown at Wyoming on Oct. 5. Butler is tied for first in the Mountain West in interceptions returned for a touchdown (1, T-5th in FBS).
- CB Bryce Phillips is sixth in the Mountain West in interception yards (68, T-54th in FBS).
- EDGE Marlem Louis tied for 20th in FBS last year in solo sacks (7) while at Richmond, as well as tied for 21st in sack yards (54), tied for 27th in sacks (7.5) and 47th in sacks per game (0.58)
- Last season, S Deshaun McCuin tied for 11th in FBS in interceptions returned for a touchdown (1, T-2nd in MW) last year and tied for 55th in interception yards (70, 7th in MW)
- EDGE Ezekiel Larry ranked 25th in FCS in sack yards (52) a year ago at Yale, while also tying for 29th in sacks per game (0.67) and tying for 30th in solo sacks (6).
- S Dalsean Staley (Northern Iowa) tied for 33rd in FCS in 2023 with three interceptions.
- Newcomer CB Bryce Phillips tied for 38th in FCS play last year in pass breakups (8) while at Tennessee State.

BULLET NOTES - SPECIAL TEAMS

- Associate head coach Zac Barton is in his first season as SDSU's special teams coordinator. Barton joined San Diego State after spending last season at Kansas, where he served as the Jayhawks' special teams analyst. In his lone season at KU, the Jayhawks ranked seventh in FBS in special teams grading according to Pro Football Focus, grading just behind CFP playoff teams Alabama, Texas, and Washington. Kansas would go on to earn a selection into the 2023 Guaranteed Rate Bowl to cap off an 8-4 regular season, their best regular season record since 2007. Prior to Kansas, Barton coached the special teams at Kent State from 2018-22 under head coach Sean Lewis and helped the Golden Flashes' special teams unit to new heights.
- Special teams have long been a key to San Diego State's success. **The Aztecs have won five of the nine Mountain West Special Teams Player of the Year awards issued since 2015. Those five include three kick returners (Rashaad Penny from 2015-17), two punters (Matt Araiza in 2021 and Jack Browning in 2022) and one kicker (also Araiza in 2021).**
- San Diego State returns a pair of all-conference honorable mention selections in the special teams unit in kick returner Kenan Christon and punt returner Mekhi Shaw.
- ESPN's special teams efficiency rating had San Diego State at 72.2 in 2022, which ranked second in FBS, trailing only South Carolina (79.8). The Aztecs were fifth in 2021 at 69.9. Last year, SDSU was ninth at 65.8, and this year San Diego State is sixth at 70.1.
- **Since the start of the 2015 season, San Diego State has 14 kickoff returns for touchdowns, the most in FBS play over that time. To put that stat into perspective, seven other teams have played at least 100 games over that span and do not have a single kick return touchdown.**
- **The Aztecs also have five 100-yard kickoff return touchdowns since 2015, one behind Western Michigan for the most in FBS play over that span.**
- SDSU has three non-offensive touchdowns this season - a Tano Letuli fumble recovery in the end zone vs. Texas A&M-Commerce on Aug. 31 and a JD Coffey III 45-yard interception return in the same game, and an Eric Butler 43-yard touchdown at Wyoming on Oct. 12. The three non-offensive touchdowns are tied for the 16th most in the country.
- **The Aztecs have 14 non-offensive touchdowns since the start of the 2021 season. Only eight schools have more non-offensive touchdowns over that span, including Pittsburgh (21), Notre Dame (19), Iowa (16), Kentucky (16), Middle Tennessee (16), Ohio State (16), SMU (15) and Tulane (15). Over that span, SDSU has five interception returns for touchdowns, four blocked punt returns for touchdowns, two kickoff returns for a touchdown, two fumble recoveries for a touchdown and one punt return for a touchdown.**
- **Since the start of the 2020 season, San Diego State has 18 non-offensive touchdowns, tied with Houston, Middle Tennessee and Tulane for the seventh most in the country over that span, trailing only Pittsburgh (23), Notre Dame (22), Alabama (19), Iowa (19), Kentucky (19) and Ohio State (19).**
- P Tyler Pastula is currently averaging 45.98 yards per punt, which would rank fourth in SDSU single-season history.
- **Pastula ranks first in the Mountain West in punt average (45.98, 7th in FBS), and second in total punt yards (2,345, 9th in FBS), punt yards per game (234.50, 9th in FBS), total punts (51, T-13rd in FBS), punts per game (5.10, T-14th in FBS), punts inside the 20-yard line (17, T-20th in FBS) and net punt average (41.51, T-28th in FBS).**
- Pastula punted seven times for 340 yards against Oregon State on Sept. 7. The 48.6 average was a then career-high mark (min. 4 punts) and the 13th-highest average in the country this year (min. 7 punts).
- **Pastula had a career-long 79-yard punt at Boise State on Nov. 1. It is tied for the longest punt in a FBS game this season and tied for the sixth longest in program history.**
- Against Boise State on Nov. 1, Pastula punted four times for a 50.2 average, which was a career high (min. 4 punts). Off his four punts, the Broncos' average starting field position was their own 17-yard line (17.75).
- **Pastula has two of the six longest punts in FBS play this season (79-yarder at Boise State on Nov. 1 and a 75-yarder at Wyoming on Oct. 12).**

- Last year, Pastula ranked 20th in FCS punt average (42.7) while playing for UAlbany.
- **PK Gabe Plascencia 11-for-12 on the season in field goal attempts. The 91.7 field goal percentage would be a school record if the season ended today.**
- **Plascencia is 15-for-16 for his career. The 93.8 percentage would be a school record if he had enough attempts (25) to qualify.**
- **Plascencia leads the Mountain West in field goal percentage (91.67, T-11th in FBS), and is tied for second in made field goals per game (1.22, T-48th in FBS), tied for third in total made field goals (11, T-60th in FBS), tied for fifth in field goal attempts per game (1.33, T-75th in FBS), tied for eighth in total field goal attempts (12), ninth in kickoff average (59.41) and kickoff touchback percentage (43.90), tied for ninth in total kickoffs (41), and 10th in total kickoff yards (2,436) and kickoff touchbacks (18).**
- Plascencia has six career games with multiple field goals, including four this year.
- **Plascencia has made 10 consecutive field goals.**
- Chris Johnson blocked a punt at UNLV on Nov. 16. Johnson is tied for second in the Mountain West in blocked kicks (1, T-12th in FBS) and tied for fourth in blocked kicks per game (0.10, T-40th in FBS).
- KR Ja'Shaun Poke is third in the Mountain West in kick return average (20.15, 40th in FBS), tied for third in total kick returns (13, T-38th in FBS) and kick returns per game (1.30, T-40th in FBS), fourth in total kick return yards (262, 55th in FBS) and kick return yards per game (26.20, 55th in FBS), and sixth in combined return yards (262, 63rd in FBS).
- Mekhi Shaw is third in the Mountain West in total punt returns (11, T-53th in FBS) and punt returns per game (1.10, T-54th in FBS), seventh in punt return yards per game (7.80, T-71st in FBS) and ninth in total punt return yards (78).
- Shaw ranked third in the Mountain West last year in punt return average (7.21, 37th in FBS), fourth in punt returns (14, T-48th in FBS) and seventh in total punt return yards (101, T-61st in FBS).
- RB/KR Kenan Christon ranked second last year in the Mountain West in total kick returns (15, T-56th in FBS) and total kick return yards (331, 57th in FBS) and sixth in combined kick return/punt return yards (331, T-74th in FBS).
- Eric Butler blocked two punts last year, tied for the second-most blocked kicks in SDSU single-season history. His two career blocked kicks are tied for the fifth most in school history.
- Butler's two blocked kicks were tied for the fourth most in the country last year, while his 0.18 blocked kicks per game were also fourth.

LAST TIME OUT

UNLV 41, San Diego State 20

Nov. 16, 2024 | Allegiant Stadium | Las Vegas, Nev.

LAS VEGAS -- San Diego State was unable to stop UNLV's potent offensive attack in a 41-20 loss Saturday night in Las Vegas. The loss put the Aztecs (3-7, 2-3 MW) out of bowl contention for just the second time since the 2009 season.

Haji-Malik Williams threw a touchdown pass and ran for two more touchdowns for the Rebels (8-2, 4-1 MW), who snapped SDSU's four-game winning streak in the series.

Williams finished 20-of-29 passing for 244 yards and ran for touchdowns of 12 and 7 yards.

Williams threw a 2-yard touchdown pass to Kaleo Ballungay to open the scoring with 4:05 left in the first quarter.

Greg Burrell capped a nine-play, 70-yard drive with a 20-yard TD run early in the second quarter to make it a 14-0 game.

San Diego State attempted a fake pass on fourth-and-5, but punter Tyler Pastula's pass to Deshawn McCuin was snuffed out by Ricky White and UNLV got the ball on the Aztecs 38. Six plays later, Jai'Den Thomas ran it in from four yards out to give the Rebels a 21-0 lead with 9:20 to go in the first half.

SDSU finally got on the scoreboard late in the second quarter after starting with good field position following a blocked punt by Chris Johnson. Starting on the UNLV 40, San Diego State finished a 5-play drive with a 29-yard touchdown pass by Danny O'Neil to Louis Brown IV. The 2-point try, however, failed and the Aztecs trailed, 21-6, with 3:25 left in the half.

The SDSU defense forced a punt, but Jalen Catalan picked off a pass from O'Neil to give the Rebels possession at their own 47. Six plays later Williams scrambled for a 12-yard touchdown to make it 28-6 at halftime.

San Diego State went three-and-out on the opening possession of the second half before Williams capped an eight-play, 73-yard drive with a 7-yard touchdown run.

The Aztecs answered when O'Neil found Ja'Shaun Poke with a 46-yard touchdown. It was Poke's first touchdown at SDSU and first since playing for Kent State against Buffalo on Nov. 26, 2022.

UNLV quickly got into San Diego State territory on a 47-yard pass from Williams to Kayden McGee, but the Aztec defense was able to hold Caden Chittenden's to a 46-yard field goal with 6:46 left in the third quarter, stretching the lead to 38-13.

O'Neil's quarterback sneak on fourth-and-goal from the 1 made it 38-20 with 13:46 to play. It was the first career rushing touchdown for the true freshman and first rushing score by a SDSU player not named Marquez Cooper this season.

The Rebels closed the scoring with a 10-play, 72-yard drive, ending with a 21-yard Chittenden field goal.

Trying to punch it in from the San Diego State 1 on UNLV's next drive, Aztec safety Eric Butler batted the ball out of Cameron Friel's hands. Dalsean Staley recovered and ran it back 72 yards to the Rebel 28. Facing a fourth-and-1 from the Rebel 19, O'Neil's pass went through the hands of wide receiver Jordan Napier in the end zone.

UNLV ran out the clock to secure the win.

O'Neil completed 13 of 22 passes for 162 yards, two touchdowns and two interceptions.

Marquez Cooper ran for 97 yards on 26 carries, becoming the first Aztec with a 1,000-yard rushing season since Greg Bell in 2021. Cooper became the first player in NCAA FBS history with a 1,000-yard rushing season with three different teams (1,080 and 1,326 while at Kent State in 2021 and 2022, respectively, and 1,043 last year at Ball State). Additionally, Cooper tied an NCAA FBS record with four 1,000-yard rushing seasons.

Johnson, Butler and Kyle Moretti all had eight tackles apiece for SDSU, while Brady Nassar chipped in with five tackles (three solo), including a sack and three tackles for loss.

DEFENSIVE SCORING PLAYS (SINCE 2009)

2024

Eric Butler43-yd INT at Wyoming (0.12.)
Tano Letuli0-yd FR after Trey White's FF
.....vs. Texas A&M-Commerce (A.31)
JD Coffey45-yd INT vs. Texas A&M-Commerce (A.31)

2023

Deshawn McCuin70-yd INT at Hawai'i (0.14) (TD)

2022

Jonah TavaiSacked QB in end zone vs. SJSU (N.12) (Safety)
Patrick McMorris30-yd FR after Michael Shawcroft's FF
.....at Nevada (0.22) (TD)

2021

Andrew Aleki17-yd INT at UNLV (N.19) (TD)
Andrew Aleki25-yd INT vs. New Mexico State (S.4) (TD)

2020

Darren Hall57-yd INT at Colorado (N.28) (TD)
Segun Olubi71-yd INT vs. Hawai'i (N.14) (TD)

2019

Darren Hall20-yd FR after Tariq Thompson's FF
.....vs. Central Michigan (D.21) (TD)

2017

Tariq Thompson83-yd INT vs. Northern Illinois (S.30) (TD)

2016

Ron Smith54-yd INT vs. Houston (D.17) (TD)
Damontae Kazee54-yd INT vs. Hawai'i (N.5) (TD)
Ron Smith14-yd INT vs. Hawai'i (N.5) (TD)
Malik Smith28-yd INT at Utah State (O.28) (TD)
Ronley Lakalaka9-yd INT vs. California (S.10) (TD)

2015

Alex Barrett43-yd INT vs. Cincinnati (D.24) (TD)
Damontae Kazee55-yd INT at Colorado St. (O.31) (TD)
Calvin Munson67-yd INT vs. San Diego (S.6) (TD)
.....19-yd INT vs. San Diego (S.6) (TD)

2014

Calvin Munson56-yd INT vs. Air Force (N.21) (TD)

2013

J.J. Whittaker18-yd INT vs. Boise State (N.23) (TD)

2012

Everett Beed52-yd FR vs. Air Force (N.10) (TD)
Leon McFadden96-yd INT at Fresno State (S.29) (TD)
Eric Pinkins32-yd INT at Fresno State (S.29) (TD)
Leon McFadden28-yd INT vs. North Dakota (S.15) (TD)

2010

Jerome LongFR in end zone after Rob Andrews' FF
.....at TCU (N.13) (Safety)

2009

Luke Laolagi55-yd INT at UNLV (N.28) (TD)
Dey Juan Hemmings14-yd FR after Ernie Lawson's FF
.....vs. New Mexico State (O.3) (TD)
TeamQB fell in end zone vs. So. Utah (S.12) (Safety)

GEOLOGICAL BREAKDOWN

California (64)

Tiumalu Afalava, Brady Anderson, Jaylon Armstead, Tayvion Beasley, Nate Bennett, Tayten Beyer, Jackson Berman, Joe Borjon, Louis Brown IV, Eric Butler, Isaiah Buxton, Owen Chambliss, Tyson Chavez, Kenan Christon, Emanuel Chow, Krishna Clay, Kodi Cornelius, Kyle Crum, AJ Duffy, Gage Dutcher, Arnold Escano, Ryan Gaea, Nick Gardinera, Gabe Garretson, Max Garrison, Malik Gucake, Xavier Hamlet, Dean Harrington, Michael Harrison, Josh Hunter, Chris Johnson, Christian Jones, Nikolas Kattoula, Jayden Kendricks, Ezekiel Larry, Tano Letuli, Nick Lopez, Jerry McClure, Jason Mitchell, Myles Murao, Jordan Napier, Brady Nassar, William Nimmo Jr., Danny Niu, Dominic Oliver, Bryce Phillips, Gabriel Plascencia, Connor Poulson, Zechariah Ramirez, Cincere Rhaney, Kurt Rossner, Bobby Shaw, Mekhi Shaw, Jake Sinz, Charlie Stewart, Lucky Sutton, Parker Threatt, Javance Tupou'ata-Johnson, Ross Ulugalu-Maseuli, Mikey Welsh, Trey White, Jelani Whitmore, Prince Williams, Jude Wolfe

Texas (9)

Briley Barron, Will Cianfrini, JD Coffey III, Cam Davis, Deshawn McCuin, Jelani McLaughlin, Tyler McMahan, Heath McRee, Logan Tanner

Arizona (5)

Sam Benjamin, Nick Clegg, Zone Wierenga, Ryan Wintermeyer, Ryan Wolfer

Nevada (4)

Joshua Goynes, Ryan Henderson, DJ Herman, Ben Scolari

Washington (4)

Arthur Ban, Ryan Dirksen, Kai Holec, Jatavious Magee

Hawaii (2)

Tupu Alualu, Teivis Tuioti

Missouri (2)

Dalesean Staley, Phillippe Wesley II

Colorado (1)

Kyle Moretti

Florida (1)

Marlem Louis

Georgia (1)

Ja'Shaun Poke

Illinois (1)

Jared Badie

Maryland (1)

Marquez Cooper

Massachusetts (1)

Keion Mitchell

Minnesota (1)

Darrion Dalton

New Mexico (1)

Cody Moon

Indiana (1)

Danny O'Neil

Pennsylvania (1)

Tyler Pastula

Ohio (1)

Nate Williams

Oklahoma (1)

Brayden Bryant

American Samoa (1)

Saipale Fuimaono

Finland (1)

Emil Herranen

Despite the loss, San Diego State has still won eight of the last 10 meetings (8-2) with UNLV, 11 of the last 14 (11-3) and 17 of the last 22 (17-5).

BIG NOTES

- RB Marquez Cooper became the first Aztec with a 1,000-yard rushing season since Greg Bell in 2021 (Bell had 1,091 yards in 14 games) and the 19th different Aztec with a 1,000-yard season (27 times overall).
- Cooper is the first player in NCAA FBS history with a 1,000-yard rushing season with three different teams. Cooper had 1,080 and 1,326 while at Kent State in 2021 and 2022, respectively, and 1,043 last year at Ball State.
- Cooper has tied an NCAA FBS record with four 1,000-yard rushing seasons. The other players to accomplish the feat are Tony Dorsett (Pittsburgh, 1973-76), Amos Lawrence (North Carolina, 1977-80), Dennis Manns, New Mexico State (1995-98), Ron Dayne (Wisconsin, 1996-99); Cedric Benson (Texas, 2002-05), DonTrell Moore (New Mexico, 2002-05), Tyrell Fenroy (Louisiana, 2005-08), Damion Fletcher (Southern Miss., 2006-09), Justin Jackson (Northwestern, 2014-17) and Myles Gaskin (Washington, 2015-18).

TEAM NOTES

- San Diego State had its four-game winning streak against UNLV snapped. The four-game winning streak was tied for the longest in series history.
- The Aztecs fell to 79-45 (.637) since the start of the 2015 campaign, which is the 20th-best record in the country over that span.
- SDSU fell to 51-26 (.662) in its last 77 regular-season games against Mountain West opponents.

SERIES NOTES

- San Diego State fell to 22-11 all-time against UNLV.
- The Aztecs had their four-game winning streak against UNLV snapped, which was the longest winning streak for either team in the series.
- SDSU is now 9-7 all-time at UNLV, including a 1-1 record at Allegiant Stadium.
- San Diego State has still won eight of the last 10 meetings (8-2), 11 of the last 14 (11-3) and 17 of the last 22 (17-5).

TRENDS

- The Aztecs won the coin toss for just the third time this season (3-7).
- SDSU did not start with the ball for just the 48th time over the last 167 games.
- San Diego State did not allow its opponent to score on its opening possession for the sixth time this season in 10 games, 22nd time in 35 games since 2022, 34th time in 48 games since 2021 and 88th time since 2015 (124 games).
- The Aztecs allowed a first-quarter touchdown for just the ninth time in the last 19 games.
- SDSU has still allowed seven or fewer points in 30 of the last 34 first quarters.

PLAYER NOTES

*** Marquez Cooper, Sr., RB (26 att., 97 yds. | 2 rec., 14 yds.)**

Now has 1,062 yards on the season in 10 games (106.2) ... Became the first Aztec with a 1,000-yard rushing season since Greg Bell in 2021 (Bell had 1,091 yards in 14 games) and the 19th different Aztec with a 1,000-yard season (27 times overall) ... Is the first player in NCAA FBS history with a 1,000-yard rushing season with three different teams. Cooper had 1,080 and 1,326 while at Kent State in 2021 and 2022, respectively, and 1,043 last year at Ball State ... Tied an NCAA FBS record with four 1,000-yard rushing seasons. The other players to accomplish the feat are Tony Dorsett (Pittsburgh, 1973-76), Amos Lawrence (North Carolina, 1977-80), Dennis Manns, New Mexico State (1995-98), Ron Dayne (Wisconsin, 1996-99); Cedric Benson (Texas, 2002-05), DonTrell Moore (New Mexico, 2002-05), Tyrell Fenroy (Louisiana, 2005-08), Damion Fletcher (Southern Miss., 2006-09), Justin Jackson (Northwestern, 2014-17) and Myles Gaskin (Washington, 2015-18) ... Now has 4,918 yards for his career, which ranks 32nd in NCAA history (according to SportsReference.com).

*** Danny O'Neil, TR-Fr., QB (13-for-22, 162 yds., 2 TD, 2 INT | 9 att., 10 yds., 1 TD)**

Fell to 3-6 as the team's starting quarterback ... Threw multiple touchdown passes for the fourth time this season ... Now has 11 touchdown



SDSU - UNLV

Nov. 16, 2024 | Allegiant Stadium | Las Vegas, Nev.

Attendance: 30,386 | Weather: dome

	1	2	3	4		Total
San Diego State	0	6	7	7	-	20
UNLV	7	21	10	3	-	41

SCORING SUMMARY

UNLV — Ballungay 2-yd pass f/Williams (Chittenden kick)	(4:05, 1st)
UNLV — Burrell 20-yd run (Chittenden kick)	(14:24, 2nd)
UNLV — Thomas 4-yd run (Chittenden kick)	(9:20, 2nd)
SDSU — Brown IV 29-yd pass f/O'Neil (2-pt. conversion failed)	(3:25, 2nd)
UNLV — Williams 12-yd rush (Chittenden kick)	(0:16, 2nd)
UNLV — Williams 7-yd rush (Chittenden kick)	(9:40, 3rd)
SDSU — Poke 46-yd pass f/O'Neil (Plascencia kick)	(8:22, 3rd)
UNLV — Chittenden 46-yd field goal	(6:46, 3rd)
SDSU — O'Neil 1-yd run (Plascencia kick)	(13:46, 4th)
UNLV — Chittenden 21-yd field goal	(9:37, 4th)

TEAM STATS

	San Diego State	UNLV
First Downs	14	26
Rushes-Yards	35-107	47-253
Passing Yards	163	262
C-A-I	14-23-2	23-32-0
Total Offense	270	515
Fumbles-Lost	0-0	1-1
Penalties-Yards	9-91	4-32
Possession Time	23:58	36:55
Turnovers	2	1
Average Field Position	SDSU30	UNLV35

INDIVIDUAL STATS

Rushing (Atts.-Yards-TDs): SDSU: Cooper 26-97-0; O'Neil 9-10-1. UNLV: Burrell 10-58-1; Thomas 11-55-1; De Jesus 2-42-0; James 4-38-0; Williams 10-29-2; Green 5-15-0; Friel 20-15-0; Irvin Jr. 1-2-0; Elad 2-(-1)-0.
Passing (Comp.-Att.-Int., Yards, TDs): SDSU: O'Neil 13-22-2, 162, 2; Pastula 1-1-0, 1, 0. UNLV: Williams 20-29-0, 244-1; Friel 3-3-0, 18, 0.
Receiving (No.-Yards-TDs): SDSU: Napier 5-27-0; Poke 3-79-1; Cooper 2-14-0; Brown IV 1-29-1; Harrison 1-9-0; Bennett 1-4-0; McCuin 1-1-0. UNLV: De Jesus 7-75-0; White III 5-68-0; Ballungay 3-38-1; McGee 2-48-0; Irvin Jr. 2-9-0; Cain 1-13-0; Thompson Jr. 1-9-0; Moore 1-1-0; James 1-1-0.

passes this season (and career) ... Scored his first career rushing touchdown.

*** Ja'Shaun Poke, Sr., WR (3 rec., 79 yds., 1 TD | 2 KR, 54 yds.)**

Caught his first touchdown pass of the season and sixth of his career ... Now has seven overall touchdowns for his career ... The touchdown was his first since scoring a rushing touchdown while at Kent State against Buffalo on Nov. 26, 2022 ... It was his first receiving touchdowns since Nov. 16, 2022 against Eastern Michigan.

*** Louis Brown IV, Jr., WR (1 rec., 28 yds., 1 TD)**

Caught his third touchdown pass of the season and eighth of his career ... It was his first touchdown since Oct. 5 against Hawai'i.

*** Eric Butler, Jr., S (8 tackles (5 solo), 1.5 TFL, 1 FF)**

Tied for the team lead with eight tackles ... Had 1.5 tackles for loss ... Forced a fumble.

*** Tyler Pastula, Sr., P (6 P, 48.2 avg., 1 I20, 58 long)**

Punted six times for a 48.2 average ... Had a long of 58 yards.

OTHER NOTES

- RB Marquez Cooper started for the 42nd consecutive game, the longest streak among the Aztec offensive and defensive players.
- Cooper's 51 career starts are the most among any current Aztec offensive or defensive player.
- P Tyler Pastula played in his 55th consecutive game and 55th game overall, both the longest and most among any current Aztec.
- Tonight's attendance was 30,386

2024 SEASON ACCOLADES

Tupu Alualu | Sr. | Honolulu, Hawaii | Defensive Line

Polynesian Player of the Year Watch List (Polynesian ancestry that epitomizes great ability and integrity)

Louis Brown IV | Jr. | Los Angeles, Calif. | Wide Receiver

College Football Network Midseason All-Mountain West (honorable mention)

Kenan Christon | Sr. | San Diego, Calif. | Running Back

Paul Hornung Award Watch List (most versatile performer)

Marquez Cooper | Sr. | Gaithersburg, Md. | Running Back

Maxwell Award Watch List (best all-around player)

Doak Walker Award Watch List (best running back)

College Football Network Midseason All-Mountain West (first team)

Team captain

Tano Letuli | So. | San Diego | Linebacker

Team captain

Marlem Louis | Sr. | Venice, Fla. | Defensive Line

East-West Shrine Bowl 1000 Watch List

Deshawn McCuin | Sr.^ | Jacksonville, Texas | Safety

College Football Network Midseason All-Mountain West (second team)

Myles Murao | Sr. | Torrance, Calif. | Offensive Line

Polynesian Player of the Year Watch List (Polynesian ancestry that epitomizes great ability and integrity)

Jordan Napier | RS-Fr. | Fontana, Calif. | Wide Receiver

College Football Network Midseason All-Mountain West (honorable mention)

Danny O'Neil | Fr. | Indianapolis, Ind. | Quarterback

Two-time Mountain West Freshman of the Week (Oct. 7 & Oct. 14)

Tyler Pastula | Sr.^ | Easton, Pa. | Punter

Ray Guy Award Watch List (most outstanding punter)

Ray Guy Award Player of the Week (Nov. 5)

Ray's 8 (Oct. 7 & Nov. 4)

College Football Network Midseason All-Mountain West (second team)

Gabe Plascencia | Jr. | Oakland, Calif. | Kicker

Burlsworth Award Nominee (most outstanding walk-on/former walk-on)

Bryce Phillips | Sr. | Long Beach, Calif. | Cornerback

East-West Shrine Bowl 1000 Watch List

Mekhi Shaw | Sr. | San Diego, Calif. | Wide Receiver

Wuerffel Trophy/Allstate AFCA Good Works Watch List

Ross Ulugalu-Maseuli | Jr. | San Diego, Calif. | Off. Line

Polynesian Player of the Year Watch List (Polynesian ancestry that epitomizes great ability and integrity)

College Football Network Midseason All-Mountain West (honorable mention)

Trey White | So. | San Diego, Calif. | Edge

Bednarik Award Watch List (most outstanding defensive player)

Associated Press Midseason All-American (first team)

College Football Network Midseason All-American (first team)

The Sporting News Midseason All-American (second team)

College Football Network Midseason EDGE Defender of the Year

College Football Network Midseason All-Mountain West (first team)

Mountain West Defensive Player of the Week (Oct. 7)

Team captain

Nate Williams | Sr. | Utica, Ohio | Off. Line

College Football Network Midseason All-Mountain West (second team)

Ryan Wintermeyer | Sr. | Scottsdale, Ariz. | Long Snapper

Patrick Mannelly Award Watch List (best long snapper)

Jude Wolfe | Sr. | Laguna Hills, Calif. | Tight End

College Football Network Midseason All-Mountain West (honorable mention)

SAN DIEGO STATE TO JOIN THE PAC-12 CONFERENCE

San Diego State has accepted an invitation to join the Pac-12 Conference, the school announced on Sept. 12. The Aztecs will officially become a member of the Pac-12 on July 1, 2026.

SDSU joins league stalwarts Oregon State and Washington State, along with Boise State, Colorado State and Fresno State as the newest members of the league.

"We are ecstatic to be joining the Pac-12 Conference," San Diego State director of athletics John David Wicker said. "While we are grateful to be a founding member of the Mountain West with 26 years of success in the conference, we are excited at what lies ahead with these new opportunities. We will continue to compete for conference championships on the field and to graduate leaders in the community."

"The move to the Pac-12 is a transformative moment for our entire university," SDSU President Adela de la Torre said. "Joining the Pac-12 opens the door to exciting partnerships and financial growth, all of which will contribute to the success of our student-athletes and the vitality of our university community. This is just the beginning -- we are poised to attract even more top-tier talent, compete at the highest national level and identify new opportunities that will benefit our One SDSU community and the San Diego region."

Oregon State and Washington State are currently operating as members of the Pac-12 Conference as part of an NCAA two-year grace period and will continue to do so for the 2025-26 academic season before the four new members officially join. The collective six universities will collaboratively chart additional membership and other future conference considerations.

"For over a century, the Pac-12 Conference has been recognized as a leading brand in intercollegiate athletics," Commissioner Teresa Gould stated. "We will continue to pursue bold cutting-edge opportunities for growth and progress, to best serve our member institutions and student-athletes. I am thankful to our board for their efforts to welcome Boise State University, Colorado State University, California State University, Fresno, and San Diego State University to the conference. An exciting new era for the Pac-12 Conference begins today."

The Aztecs have won a Mountain West record 96 league titles (only includes sports SDSU competes in), including the most championships in each of the last three years. In the 2023-24 campaign alone, San Diego State captured six MW championships, including women's soccer (regular season), swimming & diving, men's golf, women's tennis (tournament) and softball (regular season and tournament). The Aztecs also had four conference players of the year - Mac Barbara (softball, co-player), Yasmine Kabbaj (women's tennis), Denise Castro (women's soccer, offensive) and Alex Roberts (swimmer) - and three conference coaches of the year - Stacey Nuvean Deniz (softball), Mike Shrader (swimming) and Roland McDonald (diving).

SDSU has also been a power on the national stage as its combined .726 winning percentage in football and men's basketball since the fall of 2010 ranks first in the country, just behind of Ohio State (.727). San Diego State has also excelled in the professional ranks. Most recently, former Aztec men's golfer Xander Schauffele won two of the four major championships in 2024, while former NCAA track & field champion Shanieka Ricketts (Thomas) won the silver medal in the triple jump at the Paris Olympics this summer.

In the classroom, 366 San Diego State student-athletes were recognized as scholar-athletes in April for achieving a semester GPA of 3.20 or higher or maintaining a cumulative GPA of 3.0 or higher. Additionally, 38 student-athletes earned Malik Award distinction for posting a 4.0 grade-point average.

AZTECS NAME TEAM CAPTAINS

The San Diego State football team has named senior Marquez Cooper (Gaithersburg, Md.), and sophomore San Diego natives Tano Letuli (Cathedral Catholic High) and Trey White (Eastlake High) as its captains for the 2024 campaign.

The trio was chosen in a team vote on Aug. 23, Cooper as the offensive representative, Letuli at defense and White earning the special teams nod.

Cooper, who earlier this month was named to both the Maxwell Award Watch List (college football player of the year) and the Doak Walker Award Watch List (best running back), enters his final campaign as the active leading FBS leader in rushing yards (3,856), all-purpose yards (4,466) and rushing touchdowns by a running back (33). Cooper has three consecutive 1,000-yard rushing seasons, including 1,080 and 1,331 while at Kent State in 2021 and 2022, respectively, and 1,043 last year at Ball State.

Letuli, meanwhile, comes to The Mesa after one season at Army West Point. Letuli logged 12 tackles in 11 games for the Black Knights as a true freshman in 2023, one of just a few freshmen defensive players to make Army's opening-day travel squad. A three-year letter winner at powerhouse Cathedral Catholic High School in San Diego, Letuli played running back and safety for the Dons from 2019-21 before moving onto Army Prep in 2022.

White enters his third season at San Diego State, having moved to defensive edge from linebacker. Last season, White had 15 tackles, two tackles for loss, a fumble recovery and an interception in 12 games, including one start. White, the team's 2022 special teams scout player of the year, played in three games as a true freshman that year before utilizing his redshirt campaign. White was a three-time first-team all-league selection at nearby Eastlake High School and was named the Mesa League Defensive Player of the Year for the spring 2021 season.



MOUNTAIN WEST

2024 MW Standings

	MW	Pct.	Overall	Pct.
Boise State	6-0	1.000	9-1	.900
Colorado State	5-0	1.000	7-3	.700
UNLV	4-1	.800	8-2	.800
New Mexico	4-3	.571	5-6	.545
San Jose State	3-3	.500	6-4	.600
Fresno State	3-3	.500	5-5	.500
San Diego State	2-3	.400	3-7	.300
Utah State	2-3	.400	3-7	.300
Hawai'i	2-3	.400	4-6	.400
Wyoming	2-4	.333	2-8	.200
Air Force	1-4	.200	3-7	.300
Nevada	0-5	.000	3-8	.272

This Week in the Mountain West

Friday, Nov. 22

*UNLV at San Jose State, 7 p.m. PT FS1

Saturday, Nov. 23

***San Diego State at Utah State, 1:30 p.m. MT CBSSN**

*Boise State at Wyoming, 5 p.m. MT CBSSN

*Air Force at Nevada, 7:30 p.m. PT FS1

*Colorado State at Fresno State, 7:30 p.m. PT CBSSN

Last Week in the Mountain West

Friday, Nov. 15

at Colorado State 24, Wyoming 10

Saturday, Nov. 16

*at Utah State 55, Hawai'i 10

at Air Force 28, Oregon State 0

*Boise State 42, at San Jose State 21

***at UNLV 41, San Diego State 20**

at New Mexico 38, Washington State 35

Charting the Regular-Season Opponents

East Texas A&M (3-8, 2-3 SLC)

A.31	at San Diego State	L, 14-45
S.7	at UC Davis	L, 22-36
S.14	Grambling	L, 28-35 (ot)
S.21	Sacramento State	L, 0-34
O.5	at Southeastern*	L, 9-21
O.12	at Northwestern State*	W, 42-21
O.19	Lamar*	L, 20-29
O.26	at Prairie View A&M	L, 27-34
N.2	at McNeese*	L, 3-31
N.9	Stephen F. Austin	W, 19-14
N.16	Houston Christian*	W, 41-40
N.23	UIW*	1 p.m. CT

Central Michigan (3-7, 1-5 MAC)

A.29	Central Connecticut State	W, 66-10
S.7	at Florida International	L, 16-52
S.14	at Illinois	L, 9-30
S.21	Ball State*	W, 37-34
S.28	San Diego State	W, 22-21
O.12	Ohio*	L, 25-27
O.19	at Eastern Michigan*	L, 34-38
O.26	at Miami (Ohio)*	L, 7-46
N.5	Bowling Green*	L, 13-23
N.12	at Toledo*	L, 10-37
N.19	Western Michigan*	7:30 p.m. ET
N.30	Northern Illinois*	TBA

Washington State (8-2, 0-0 Pac-12)

A.31	Portland State	W, 70-30
S.7	Texas Tech	W, 37-16
S.14	at Washington	W, 24-19
S.20	San Jose State	W, 54-52 (ot)
S.28	at Boise State	L, 24-45
O.12	at Fresno State	W, 25-17
O.19	Hawaii	W, 42-10
O.26	at San Diego State	W, 29-26
N.9	Utah State	W, 49-28
N.16	at New Mexico	L, 35-38
N.23	at Oregon State	3:30 p.m. PT
N.30	Wyoming	3:30 p.m. PT

UNLV (8-2, 4-1 MW)

A.31	at Houston	W, 27-7
S.7	Utah Tech	W, 72-14
S.13	at Kansas	W, 23-20
S.28	Fresno State*	W, 59-14
O.4	Syracuse	L, 41-44 (OT)
O.11	at Utah State*	W, 50-34
O.19	at Oregon State	W, 33-25
O.25	Boise State*	L, 24-29
N.9	at Hawaii*	W, 29-27
N.16	at San Diego State*	W, 41-20
N.22	at San Jose State*	7 p.m. PT
N.30	Nevada*	5 p.m. PT

Oregon State (4-6, 0-0 Pac-12)

A.31	Idaho State	W, 38-15
S.7	at San Diego State	W, 21-0
S.14	Oregon	L, 14-49
S.21	Purdue	W, 38-21
O.5	Colorado State	W, 39-31 (2OT)
O.12	at Nevada	L, 37-42
O.19	UNLV	L, 25-33
O.26	at California	L, 7-44
N.9	San Jose State	L, 13-24
N.16	at Air Force	L, 0-28
N.23	Washington State	3:30 p.m. PT
N.29	at Boise State	10 a.m. MT

Hawai'i (4-7, 2-4 MW)

A.24	Delaware State	W, 35-14
A.31	UCLA	L, 13-16
S.14	at Sam Houston State	L, 13-31
S.21	Northern Iowa	W, 36-7
O.5	at San Diego State*	L, 24-27
O.12	Boise State*	L, 7-28
O.19	at Washington State	L, 10-42
O.26	Nevada*	W, 34-13
N.2	at Fresno State*	W, 21-20
N.9	UNLV*	L, 27-29
N.16	at Utah State*	L, 10-55
N.30	New Mexico*	6 p.m. HT

Boise State (9-1, 6-0 MW)

A.31	at Georgia Southern	W, 56-45
S.7	at Oregon	L, 34-37
S.21	Portland State	W, 56-14
S.28	Washington State	W, 45-24
O.5	Utah State*	W, 62-30
O.12	at Hawai'i*	W, 28-7
O.25	at UNLV*	W, 29-24
N.1	San Diego State*	W, 56-24
N.9	Nevada*	W, 28-21
N.16	at San Jose State*	W, 42-21
N.23	at Wyoming*	5 p.m. MT
N.29	Oregon State	10 a.m. MT

Utah State (3-7, 2-3 MW)

A.31	Robert Morris	W, 36-14
S.7	at USC	L, 0-48
S.14	at Utah	L, 21-38
S.21	at Temple	L, 29-45
O.5	at Boise State*	L, 30-62
O.11	UNLV*	L, 34-50
O.19	New Mexico*	L, 45-50
O.26	at Wyoming*	W, 27-25
N.9	at Washington State	L, 28-49
N.16	Hawaii*	W, 55-10
N.23	San Diego State*	1:30 p.m. MT
N.29	at Colorado State*	TBA

California (5-5, 1-5 ACC)

A.31	UC Davis	W, 31-13
S.7	at Auburn	W, 21-14
S.14	San Diego State	W, 34-10
S.21	at Florida State*	L, 9-14
O.5	Miami (Fla.)*	L, 38-39
O.12	at Pittsburgh*	L, 15-17
O.19	NC State*	L, 23-24
O.26	Oregon State	W, 44-7
N.8	at Wake Forest*	W, 46-36
N.16	Syracuse*	L, 25-33
N.23	Stanford*	12:30 p.m. PT
N.30	at SMU*	TBA

Wyoming (2-8, 2-4 MW)

A.31	at Arizona State	L, 7-48
S.7	Idaho	L, 13-17
S.14	BYU	L, 14-34
S.21	North Texas	L, 17-44
S.28	Air Force*	W, 31-19
O.12	San Diego State*	L, 24-27
O.19	at San Jose State*	L, 14-24
O.26	Utah State*	L, 25-27
N.2	at New Mexico*	W, 49-45
N.15	at Colorado State*	L, 10-24
N.23	Boise State*	5 p.m. MT
N.30	at Washington State	3:30 p.m. PT

New Mexico (5-6, 4-3 MW)

A.24	Montana State	L, 31-35
A.31	at Arizona	L, 39-61
S.14	at Auburn	L, 19-45
S.21	Fresno State*	L, 21-38
S.28	at New Mexico State	W, 50-40
O.12	Air Force*	W, 52-37
O.19	at Utah State*	W, 50-45
O.26	at Colorado State*	L, 6-17
N.2	Wyoming*	L, 45-49
N.8	at San Diego State*	W, 21-16
N.16	Washington State	W, 38-35
N.30	at Hawai'i*	6 p.m. HT

Air Force (3-7, 1-4 MW)

A.31	Merrimack	W, 21-6
S.7	San Jose State*	L, 7-17
S.14	at Baylor	L, 3-31
S.28	at Wyoming*	L, 19-31
O.5	Navy	L, 7-34
O.12	at New Mexico*	L, 37-52
O.19	Colorado State*	L, 13-21
N.2	at Army	L, 3-20
N.9	Fresno State*	W, 36-28
N.16	Oregon State*	W, 28-0
N.23	at Nevada*	7:30 p.m. PT
N.30	at San Diego State*	TBA

LEWIS' SITUATIONAL RECORD

Overall	27-38
at San Diego State	3-7
at Kent State	24-31
Home	17-10
San Diego, Calif.	2-3
Kent, Ohio	15-7
Road	9-26
at San Diego State	1-4
at Kent State	8-22
Neutral	1-2
Scoring 50+ Points	8-0
Scoring 40+ Points	13-1
Scoring 30+ Points	21-8
Scoring 20+ Points	27-22
Allowing 20- Points	20-31
Conference Games	20-20
MW Games	2-3
MAC Games	18-17
3-Points or Closer	7-6
7-Points or Closer	14-12

BOWL GAMES AS A COACH

Kent State

2021 Famous Idaho Potato Bowl

2019 Frisco Bowl

NATIONAL OFFENSIVE RANKS

At Colorado (offensive coordinator)**2023**

When Lewis was offensive coordinator:

- 6th in passing (330.0)

- 39th in scoring (32.1)

After Lewis was offensive coordinator:

- 59th in passing (224.0)

- 100th in scoring (20.3)

At Kent State (head coach/offensive coordinator)**2021**

- 3rd in rushing (248.6)

- 3rd in first downs (364)

- 4th in total offense (495.2)

- 30th in scoring (33.0)

2020

- 1st in scoring (49.8)

- 1st in total offense (606.5)

- 2nd in pass efficiency rating (191.2)

- 2nd in third down conversion percentage (56.1)

- 3rd in rushing (283.0)

- 3rd in fourth down conversion percentage (87.5)

- 10th in passing (323.5)

At Syracuse (co-offensive coordinator)**2017**

- 18th in passing (294.8)

- 23rd in total offense (456.3)

2016

- 11th in passing (321.3)

At Bowling Green (co-offensive coordinator)**2015**

- 4th in total offense (546.8)

- 6th in scoring (42.2)



SEAN LEWIS

First Season As San Diego State Head Coach (3-7)

6th Season Overall As Head Coach (27-38)

COACHING HIGHLIGHTS

- Has amassed 13 years of coaching experience at the collegiate level with stops at Nebraska Omaha (2008), Akron (2011), Eastern Illinois (2012-13), Bowling Green (2014-15), Syracuse (2016-17), Kent State (2018-22) and Colorado (2023) prior to coming to The Mesa.
- One of the most innovative minds in college football over the past decade, he's seen his offenses consistently rank among the nation's leaders at each of his last four stops including the nation's highest scoring offense and best total offense at Kent State during the 2020 season - 49.8 points per game and 606.5 yards per game.
- Led Kent State to their first two bowl games in program history, appearing in the 2019 Tropical Smoothie Cafe Frisco Bowl and 2021 Famous Idaho Potato Bowl. The 2019 Frisco Bowl was also the program's first ever bowl victory, topping Utah State 51-41.
- Excluding Power 5 games, Lewis owns a 25-14 record as a head coach.

OTHER COACHING EXPERIENCE

- Served as the offensive coordinator/quarterbacks coach at Colorado under head coach Deion Sanders in 2023. While serving as the offensive coordinator, the Buffaloes ranked sixth in passing (330.0) and 39th in scoring (32.1).
- In five seasons at the Kent State helm, Lewis transformed a moribund program into an offensive juggernaut, with his 2021 team setting school records for plays (1,052), total yards (6,907), rushing yards (3,482), passing yards (3,425) and first downs (362). That season, the Golden Flashes boasted the third-best rushing attack in the nation while ranking fourth in total offense (495.2) ultimately clinching their second postseason berth under Lewis in the Famous Idaho Potato Bowl.
- During a shortened 2020 season, Lewis guided the Golden Flashes to a 3-1 mark, securing the program's first back-to-back winning records since 1976-77. The FlashFAST offense was on full display in those four games, leading the nation in total offense (606.5) and scoring offense (49.75) as well as ranking second in pass efficiency (191.2) and third down conversion (56.1), third in rushing (283.0) and fourth down conversion percentage (87.5), and 10th in passing (323.5).
- Lewis' 2019 season was tied for the eighth-best improvement in FBS with five additional wins from the previous year, finishing with a 7-6 overall record.
- Under Lewis' tutelage, 28 Golden Flash players earned all-conference honors and a MAC Player of the Year with quarterback Dustin Crum garnering the award in 2021.
- Prior to Kent State, Lewis spent two seasons at Syracuse where his Orange offense set or tied over 40 school records in 2017 including passing yards in a season (3,855), while its 5,290 total yards of total offense ranked second in program history.
- With Lewis on staff as the co-offensive coordinator and quarterbacks coach, Bowling Green ranked fourth nationally in total offense (546.8) during the 2015 campaign while also ranking sixth in scoring offense (42.2 ppg).
- On an individual in 2015, Falcon quarterback, and current SDSU quarterbacks coach, Matt Johnson collected MAC Offensive Player of the Year honors after finishing second nationally in both passing yards (4,946) and touchdown passes (46).

PLAYING EXPERIENCE:

- Lewis played at Wisconsin under legendary head coach Barry Alvarez, competing at quarterback and tight end.
- He received a pair of Big Ten all-academic honors before graduating in 2007 with a degree in agricultural sciences.

PERSONAL:

- Lewis and his wife, Sarah, have been together since high school and have two children. Their son, Rory, is eight years old and daughter, Kiera, is four.

■ Sean Lewis Head Coaching Record

Year	Record	League	Finish	Home	Away	Neutral	Bowl Game
2018	Kent State	2-10	1-7	6th (East)	1-4	1-6	0-0
2019	Kent State	7-6	5-3	4th (East)	4-1	2-5	1-0
2020	Kent State	3-1	2-1	2nd (East)	2-0	1-1	0-0
2021	Kent State	7-7	6-2	1st (East)	5-0	2-5	0-2
2022	Kent State	5-7	4-4	5th (East)	3-2	2-5	0-0
KSU TOTALS	24-31	18-17		15-7	8-22	1-2	2 Bowl Appearances
2024	San Diego State	3-7	2-3		2-3	1-4	0-0
SDSU TOTALS	3-7	2-3		2-3	1-4	0-0	
OVERALL TOTALS	27-38	20-20		17-10	9-26	1-2	2 Bowl Appearances

AZTEC COACHING STAFF



Zac Barton

FIELD

Special Teams Coord./TEs, 1st Year (Bloomsburg '06)

- In first season on The Mesa, joining Coach Lewis on Dec. 5, 2023.
- Spent last season at Kansas as a special team analyst, where the Jayhawks ranked seventh in FBS in special teams according to PFF.
- Worked alongside Coach Lewis at Kent State from 2018-22 as the special teams coordinator of the Golden Flashes.
- Also had coaching stops at Winona State (2007-09, 2012-17), Memphis (2011) and Nebraska Omaha (2010).



Eric Schmidt

BOX

Def. Coordinator/LBs, 1st Year (North Dakota '02)

- In first season at SDSU, joining the Aztecs on Dec. 15, 2023.
- Spent the last two seasons as the special teams coordinator and EDGE coach at the University of Washington, helping take the Huskies into the CFP Playoff as the No. 2 seed.
- A member of the Kalen DeBoer coaching tree, Schmidt coached the defensive line coach and special teams coordinator for two seasons at Fresno State.
- Has also coached at North Dakota (2006-07, 2014-19) and Southern Illinois (2010-13) with 2012 representing his first year as a coordinator.



Lanear Sampson

FIELD

Pass Game Coordinator/WRs, 1st Year (Baylor '12)

- Is in his first season at SDSU, coming to The Mesa on Dec. 11, 2023.
- Spent two seasons as a coordinator at Austin Peay. Helped lead the Governors to a perfect 6-0 mark in ASUN play in 2023.
- Has coaching stops at Syracuse (2021, 2016-17), Central Florida (2020), McNeese State (2019) and Missouri State (2018).
- Finished fifth on Baylor's all-time receptions list and 10th in receiving yards before going pro and playing with the Colts, Cowboys and Steelers.



Mike Schmidt

FIELD

Run Game Coordinator/OL, 10th Year (SDSU '08)

- Enters the first year of his second stint as a full-time staffer at SDSU, also coaching from 2012-20. Was also a grad assistant from 2009-11.
- Coached at Syracuse and Mississippi State between stints.
- From 2012-19, Schmidt's offensive line helped the Aztecs to 10-straight bowl games and established it as one of the top rushing programs in the country, ranking top 25 in yards per carry, yards per game and touchdowns.
- A former walk-on at San Diego State from 2005-08, served as team captain as a senior.



Rob Aurich

FIELD

Defensive EDGEs, 1st Year (Minnesota Duluth '10)

- In his first year at SDSU, joining the Aztec staff on Dec. 15, 2023.
- Spent two seasons at the University of Idaho, helping the Vandals to a No. 4 ranking and their first ever FCS postseason victory in 2023.
- Coached at South Dakota for four seasons (2018-21), mentoring 12 all-MVFC selections and two all-Americans.
- Started his coaching career at Bemidji State (2014-17). As the defensive coordinator for his final three seasons, the Beavers went 24-10 and featured a top-25 defense.



Darian Hagan

FIELD

Running Backs, 1st Year (Colorado '91)

- In his first season at San Diego State, coming over with Coach Lewis from Colorado on Dec. 6, 2023.
- Spent 20 seasons on the CU staff, including 13 non-consecutive seasons as the school's running backs coach.
- Played his collegiate career with the Buffaloes as well, winning the 1989 Sporting News Player of the Year Award and the 1990 National Championship.
- Starting at quarterback, became the sixth player in NCAA history to run and pass for over 1,000 yards in the same season.



Matt Johnson

BOX

Quarterbacks, 1st Year (Bowling Green '16)

- In his first season at SDSU, joining the staff on Dec. 5, 2023.
- Reunites with Coach Lewis after playing for him at Bowling Green and coaching alongside him at both Syracuse and Kent State.
- Helped guide the KSU offense to school records and the program's first ever bowl victory at the Tropical Smoothie Cafe Frisco Bowl in 2019.
- Started at quarterback for three years at Bowling Green before signing an undrafted free agent contract with the Cincinnati Bengals.




David Lose

FIELD

Defensive Line, 1st Year (Oregon State '04)

- Joined the Aztec coaching staff on Mar. 1, 2024.
- Coached two seasons (2022-23) at Idaho mentoring a defensive line that allowed just 306.8 yards of total offense, 14th best in all of FCS.
- Has also coached at Oregon State (2019-21), Portland State (2017-18), Washington State (2011-16) and Saint Paul College (2009-10).
- Played at Oregon State, starting 18 games and playing on the Beavers' co-PAC-12 title Fiesta Bowl championship team in 2001.



C.J. McGorisk

FIELD

Safeties, 1st Year (Michigan '16)

- In his first season at San Diego State (joined staff on Dec. 15, 2023).
- Served as a defensive quality control coach at Washington, helping UW earn a CFP berth as the No. 2 seed and PAC-12 Champions.
- Has also coached at Indiana, Wake Forest, Fresno State and his alma mater, Michigan.
- Has helped mentor eight all-conference recipients in his young coaching career, and coached in three bowl games and two conference championship games.



Demetrius Sumler

FIELD

Cornerbacks, 8th Year (Colorado '11)

- Was elevated to a full-time assistant coach in 2018 and will work with the Aztec cornerbacks for the seventh straight season after spending two years as a graduate assistant.
- Has mentored eight all-MW selections and had three of his defensive backs make NFL teams following their time on The Mesa.
- Earned all-conference honors at Central Washington in 2012 as a running back following three years at Colorado.

SAN DIEGO STATE ROSTER

^ Utilizing extra year of eligibility offered by the NCAA due to COVID-19

Alphabetical			Numerical							
No.	Name	Pos.	No.	Name	Pos.	Ht.	Wt.	Yr.	Exp.	Hometown (High School/College)
71	Afalava, Tuimalu	OL	0	Bryce Phillips	CB	6-0	195	Sr.	TR	Long Beach, Calif. (La Habra High/Tennessee State)
99	Alualu, Tupu	DL	1	Chris Johnson	CB	6-0	185	Jr.	2L	Eastvale, Calif. (Eleanor Roosevelt High)
42	Anderson, Brady	LB	2	Jaylon Armstead	RB	5-11	220	Sr.	3L	Los Angeles, Calif. (Serra High)
2	Armstead, Jaylon	RB	3	Ja'Shaun Poke^	WR	5-10	185	Sr.	TR	Hampton, Ga. (Dutchtown High/West Virginia)
31	Badie, Jared	EDGE	4	Louis Brown IV	WR	6-2	195	Jr.	TR	South Los Angeles, Calif. (Inglewood High/Colorado State)
90	• Ban, Arthur	TE	5	Danny O'Neil	QB	6-0	195	Fr.	HS	Indianapolis, Ind. (Cathedral High)
77	Barron, Briley	OL	5	Owen Chambliss	LB	6-3	230	Fr.	TR	Corona, Calif. (Centennial High/Utah)
15	• Beasley, Tayvion	CB	6	Javance Tupou'ata-Johnson	QB	6-4	220	Fr.	RS	Oakland, Calif. (Chaminade High)
90	• Benjamin, Samuel	DL	6	Eric Butler	S	6-2	190	Jr.	2L	Corona, Calif. (Centennial High)
11	• Bennett, Nate	WR	7	William Nimmo Jr.^	S	6-1	205	Sr.	TR	Corona, Calif. (Mater Dei High/UCLA)
41	Berman, Jakson	CB	7	Lucky Sutton	RB	6-1	210	So.	SQ	San Diego, Calif. (Cathedral Catholic High)
13	• Beyer, Tayten	CB	9	Kyle Crum	QB	6-3	195	So.	SQ	Norco, Calif. (Norco High)
78	Borjon, Joe	OL	9	Dalesean Staley	S	6-1	190	So.	TR	Kansas City, Mo. (Blue Springs High/Northern Iowa)
4	Brown IV, Louis	WR	10	AJ Duffy	QB	6-2	220	So.	TR	Murrietta, Calif. (Rancho Verde High/Florida State)
55	Brayden, Bryant	OL	11	JD Coffey III	S	6-0	195	Sr.	1L	Kennedale, Texas (Kennedale High/Texas)
6	• Butler, Eric	S	11	Nate Bennett	WR	6-3	200	Sr.	TR	Simi Valley, Calif. (Grace Brethren High/Portland State)
23	• Buxton, Isaiah	CB	12	Jatavious Magee	S	6-1	195	Jr.	2L	Federal Way, Wash. (Federal Way High)
5	• Chambliss, Owen	LB	13	Tayten Beyer	CB	5-11	180	Fr.	HS	Corona, Calif. (Centennial High)
64	Chavez, Tyson	LS	13	Tyler Pastula^	P	6-3	220	Sr.	TR	Easton, Pa. (Easton Area High/UAlbany)
23	• Christon, Kenan	RB	14	Nick Clegg	K	6-1	180	Fr.	HS	Gilbert, Ariz. (Williams Field High)
61	Chow, Emanuel	DL	14	Phillippe Wesley II	WR	6-0	190	Jr.	1L	Grandview, Mo. (St. Bernard High (Calif.))
86	• Cianfrini, Will	WR	15	Tayvion Beasley	S	5-11	170	So.	RS	Inglewood, Calif. (St. John Bosco High/Jackson State)
40	Clay, Krishna	DL	15	Marquez Cooper	RB	5-8	200	Sr.	TR	Gaithersburg, Md. (Quince Orchard High/Ball State)
14	• Clegg, Nick	K	16	Parker Threatt	QB	6-2	190	Fr.	HS	San Jose, Calif. (Bellarmine College Prep)
11	• Coffey III, JD	S	16	Jelani Whitmore	CB	6-0	185	Jr.	1L	Rialto, Calif. (Carter High)
15	• Cooper, Marquez	RB	17	Deshawn McCuin^	S	6-0	200	Sr.	1L	Jacksonville, Texas (Jacksonville High/TCU)
45	Cornelius, Kodi	DL	18	Jude Wolfe	TE	6-6	245	Sr.	TR	Laguna Hills, Calif. (St. John Bosco High/USC)
9	• Crum, Kyle	QB	19	Jordan Napier	WR	6-2	200	Fr.	RS	Fontana, Calif. (Jurupa Hills High)
97	Dalton, Darrion	DL	20	Nick Lopez^	K	6-1	195	Sr.	TR	Huntington Beach, Calif. (Mater Dei High/Louisville)
29	• Davis, Cam	RB	20	Cincere Rhaney	RB	5-10	200	Fr.	HS	Gardena, Calif. (Junipero Serra High)
75	Dirksen, Ryan	OL	21	Tano Letuli	LB	6-2	240	So.	TR	San Diego, Calif. (Cathedral Catholic High/Army)
10	Duffy, AJ	QB	21	Heath McKee	WR	6-0	180	Fr.	HS	Austin, Texas (Westlake High)
69	Dutcher, Gage	OL	22	Max Garrison	S	5-10	190	So.	1L	Pasadena, Calif. (St. Francis HS)
29	• Escano, Arnold	CB	23	Isaiah Buxton	CB	6-0	180	Fr.	HS	San Diego, Calif. (Mater Dei High)
57	Fuimaono, Saipale	OL	23	Kenan Christon^	RB	5-10	190	Sr.	2L	San Diego, Calif. (Madison High/USC)
86	• Gaea, Ryan	DL	24	Josh Hunter	S	5-9	180	So.	1L	Temecula, Calif. (Mater Dei High)
26	• Gardinera, Nick	RB	26	Nick Gardinera	RB	5-10	205	So.	SQ	San Diego, Calif. (Scripps Ranch High)
88	Garretson, Gabe	TE	26	Joshua Goynes	S	5-11	185	Jr.	SQ	Las Vegas, Nev. (Faith Lutheran High)
22	Garrison, Max	S	27	Jelani McLaughlin	S	6-0	202	Fr.	RS	San Jacinto, Calif. (Citrus Valley High)
26	• Goynes, Joshua	CB	29	Cam Davis	RB	5-8	175	Jr.	2L	Dallas, Texas (South Oak Cliff High)
92	Gucake, Malik	EDGE	29	Arnold Escano	CB	5-9	180	Sr.	1L	San Diego, Calif. (Olympian High/Southwestern College)
35	Hamlet, Xavier	CB	30	Dominic Oliver	EDGE	6-3	250	Jr.	2L	San Jose, Calif. (Valley Christian High)
34	Harrington, Dean	LB	31	Jared Badie	EDGE	6-3	230	So.	TR	Aurora, Ill. (Oswego East High/Illinois)
87	Harrison, Mikey	TE	32	Marlem Louis^	EDGE	6-3	255	Sr.	TR	Venice, Fla. (Venice High/Richmond)
96	Henderson, Ryan	EDGE	33	Ezekiel Larry	EDGE	6-2	255	So.	TR	Palmdale, Calif. (Sierra Canyon High/Yale)
56	Herman, DJ	LB	34	Dean Harrington	LB	6-2	225	Fr.	HS	Thousand Oaks, Calif. (Thousand Oaks High)
39	Herranen, Eemil	P	35	Xavier Hamlet	CB	5-10	175	Sr.	RS	San Diego, Calif. (Lincoln High/Grossmont College)
62	Holec, Kai	OL	36	Prince Williams	CB	6-1	185	Fr.	HS	Westlake Village, Calif. (Oaks Christian High)
24	Hunter, Josh	S	37	Jason Mitchell	CB	6-3	175	Fr.	HS	Los Angeles, Calif. (St. John Bosco High)
1	Johnson, Chris	CB	38	Kurt Rossner	WR	6-4	195	Fr.	HS	Littleton, Colo. (Heritage High)
70	Jones, Christian	OL	39	Eemil Herranen	P	6-3	190	Jr.	TR	Helsinki, Finland (Del Norte High/Northern Arizona)
71	Kattoula, Nikolas	OL	40	Krishna Clay	DL	6-2	280	So.	TR	Vacaville, Calif. (Wood High/College of San Mateo)
52	Kendricks, Jayden	LB	41	Jakson Berman	S	5-11	190	So.	TR	San Jose, Calif. (Valley Christian High/Washington)
33	Larry, Ezekiel	EDGE	42	Brady Anderson	LB	6-2	230	Jr.	2L	Bakersfield, Calif. (Liberty High)
21	• Letuli, Tano	LB	44	Kyle Moretti	LB	6-2	240	Sr.	TR	Arvada, Colo. (Pomona High/Central Michigan)
20	• Lopez, Nick	K	45	Kodi Cornelius	DL	6-1	290	Fr.	HS	Petaluma, Calif. (Casa Grande High)
32	Louis, Marlem	EDGE	46	Gabriel Plascencia	K	6-0	230	Jr.	RS	Oakland, Calif. (Bishop O'Dowd High/College of San Mateo)
12	Magee, Jatavious	S	47	Trey White	EDGE	6-2	245	So.	1L	San Diego, Calif. (Eastlake High)
85	McClure, Jerry	WR	49	Zechariah Ramirez	P	5-10	175	So.	1L	Upland, Calif. (Upland High)
17	McCuin, Deshawn	S	50	Ryan Wintermeyer	LS	6-1	220	Sr.	3L	Scottsdale, Ariz. (Cactus Shadows High)
27	McLaughlin, Jelani	S	52	Jayden Kendricks	LB	6-2	225	So.	SQ	Chula Vista, Calif. (Eastlake High)
65	McMahan, Tyler	OL	53	Myles Murao	OL	6-3	305	Jr.	1L	Torrance, Calif. (Mater Dei High/Washington)
21	• McKee, Heath	WR	54	Jake Sinz	LB	6-1	220	Fr.	RS	Temecula, Calif. (Temecula Valley High)
37	Mitchell, Jason	CB	55	Brayden Bryant	OL	6-2	305	Sr.	TR	Ardmore, Okla. (Ardmore High/North Dakota)
91	Mitchell, Keion	DL	56	DJ Herman	LB	6-2	235	Jr.	2L	Las Vegas, Nev. (Bishop Gorman High)
58	Moon, Cody	LB	57	Saipale Fuimaono	OL	6-4	310	Jr.	TR	Auto, American Samoa (Fagaitua High/Allan Hancock College)
44	Moretti, Kyle	LB	58	Cody Moon	LB	6-4	225	Sr.	1L	Albuquerque, N.M. (Volcano Vista High/New Mexico)
53	Murao, Myles	OL	59	Danny Niu	LB	5-11	225	Fr.	HS	East Palo Alto, Calif. (Serra High)
19	Napier, Jordan	WR	60	Connor Poulson	LS	5-11	190	Fr.	HS	Danville, Calif. (San Ramon Valley High)
93	Nassar, Brady	EDGE	61	Emanuel Chow	DL	6-1	280	Fr.	HS	Los Angeles, Calif. (King/Drew Magnet High)

^ Utilizing extra year of eligibility offered by the NCAA due to COVID-19

Numerical

No.	Name	Pos.	Ht.	Wt.	Yr.	Exp.	Hometown (High School/College)
62	Kai Holec	OL	6-7	315	Fr.	HS	Seattle, Wash. (O'Dea High)
63	Ross Ulugalu-Maseuli	OL	6-4	320	Jr.	2L	San Diego, Calif. (Mater Dei High)
64	Tyson Chavez	LS	6-2	235	Jr.	SQ	San Marcos, Calif. (Mission Hills High)
65	Tyler McMahan	OL	6-5	300	Jr.	TR	Sutter Creek, Calif. (Amador High/Modesto Junior College)
66	Charlie Stewart	EDGE	6-1	225	Jr.	TR	Los Angeles, Calif. (St. Francis High/Glendale Community College)
67	Tiumalu Afalava	DL	6-2	280	Fr.	TR	Baldwin Park, Calif. (Bishop Amat High/California)
69	Gage Dutcher	OL	6-2	285	Fr.	RS	Westlake Village, Calif. (Oaks Christian High)
70	Christian Jones	OL	6-8	330	Jr.	2L	San Luis Obispo, Calif. (San Luis Obispo High)
71	Nikolas Kattoula	OL	6-5	280	Fr.	HS	San Diego, Calif. (Francis Parker High)
74	Nate Williams^	OL	6-6	310	Sr.	TR	Utica, Ohio (Newark Catholic High/Akron)
75	Ryan Dirksen	OL	6-6	300	Jr.	SQ	Vancouver, Wash. (Central Catholic High/Butte College)
77	Briley Barron	OL	6-4	310	Fr.	RS	Texarkana, Texas (Texas High)
78	Joe Borjon	OL	6-8	330	Jr.	TR	La Puente, Calif. (Nogales High/Arizona)
81	Mikey Welsh	WR	5-9	170	So.	1L	Servite, Calif. (Servite High)
82	Bobby Shaw	WR	6-2	180	Fr.	HS	Pittsburg, Calif. (Pittsburg High)
83	Mekhi Shaw	WR	5-11	185	Sr.	3L	San Diego, Calif. (Scripps Ranch High)
84	Ben Scolari	WR	6-3	185	Fr.	HS	Reno, Nev. (Bishop Manogue High)
85	Jerry McClure	WR	6-1	200	Fr.	TR	Coronado, Calif. (Mater Dei High/UCLA)
86	Will Cianfrini	WR	6-4	190	Fr.	HS	Galveston, Texas (Carlsbad High (Calif.))
86	Ryan Gaea	DL	6-4	260	Fr.	HS	Stockton, Calif. (St. Mary's High)
87	Michael Harrison	TE	6-3	230	Sr.	TR	San Francisco, Calif. (St. Ignatius College Prep/Colorado)
88	Gabe Garretson	TE	6-4	240	So.	TR	Chico, Calif. (Pleasant Valley High/Butte College)
90	Arthur Ban	TE	6-5	220	Fr.	HS	Vancouver, Wash. (Evergreen High)
90	Sam Benjamin	DL	6-5	285	Jr.	TR	Oro Valley, Ariz. (Ironwood Ridge High/Arizona State)
91	Keion Mitchell	DL	6-4	275	Jr.	1L	Framingham, Mass. (Framingham High)
92	Malik Gucake	EDGE	6-3	240	Jr.	TR	Sacramento, Calif. (Sheldon High/Sacramento City College)
93	Brady Nassar	EDGE	6-5	265	So.	1L	Pleasanton, Calif. (Amador Valley High)
94	Teivis Tuoti	DL	6-4	290	Sr.	TR	Laei, Hawai'i (Southeast High (Neb.)/Colorado State)
95	Ryan Wolfer	TE	6-5	235	Fr.	HS	Peoria, Ariz. (Liberty High)
96	Ryan Henderson	EDGE	6-3	255	So.	1L	Las Vegas, Nev. (Canyon Springs High)
97	Darrion Dalton	DL	6-3	275	Jr.	SQ	Apple Valley, Minn. (Saguaro High (Ariz.))
98	Zone Wierenga	EDGE	6-3	230	Jr.	TR	Chandler, Ariz. (Chandler High/City College of San Francisco)
99	Tupu Alualu^	DL	6-1	280	Sr.	1L	Honolulu, Hawaii (Moanalua High/Mt. SAC)

Alphabetical

No.	Name	Pos.
7	Nimmo Jr., William	S
59	Niu, Danny	LB
5	O'Neil, Danny	QB
30	Oliver, Dominic	EDGE
13	Pastula, Tyler	P
0	Phillips, Bryce	CB
46	Plascencia, Gabriel	K
3	Poke, Ja'Shaun	WR
60	Poulson, Connor	LS
49	Ramirez, Zechariah	K/P
20	Rhaney, Cincere	RB
38	Rossner, Kurt	WR
84	Scolari, Ben	WR
82	Shaw, Bobby	WR
83	Shaw, Mekhi	WR
54	Sinz, Jake	LB
9	Staley, Dalsean	S
66	Stewart, Charlie	EDGE
7	Sutton, Lucky	RB
16	Threatt, Parker	QB
94	Tuotit, Teivis	DL
6	Tupou'ata-Johnson, Javance	QB
63	Ulugali-Maseuli, Ross	OL
98	Wierenga, Zone	EDGE
81	Welsh, Mikey	WR
14	Wesley, Phillippe	WR
47	White, Trey	EDGE
16	Whitmore, Jelani	CB
74	Williams, Nate	OL
36	Williams, Prince	S
50	Wintermeyer, Ryan	LS
18	Wolfe, Jude	TE
95	Wolfer, Ryan	TE

• - Duplicate Number

COACHING STAFF

Sean Lewis (Wisconsin '07), Head Coach, 1st season; **Zac Barton** (Bloomsburg Univ. '06, Winona State '09), Associate Head Coach/Special Teams Coordinator; **Eric Schmidt** (North Dakota '02) Defensive Coordinator/Linebackers, 1st season; **Laneur Sampson** (Baylor '12, Syracuse '18) Pass Game Coordinator/Wide Receivers; **Mike Schmidt** (San Diego State '09), Run Game Coordinator/Offensive Line, 1st season in second stint/12th season overall at SDSU; **Rob Aurich** (Minnesota Duluth '10, Bemidji State '15) Defensive Edges, 1st season; **Darian Hagan** (Colorado '96) Running Backs, 1st season; **Matt Johnson** (Bowling Green '16) Quarterbacks, 1st season; **David Lose** (Oregon State '04, Washington State '14) Defensive Line, 1st season; **C.J. McGorisk** (Michigan '16) Safeties, 1st season; **Demetrius Sumler** (Colorado '11), Cornerbacks, 7th season/9th overall; **Ryan Lindley** (San Diego State '11) Senior Offensive Analyst, 1st season/3rd season overall at SDSU; **Steve Huber** (North Dakota, '98), Defensive Analyst, 1st season; **Tahj Capehart** (Arizona '20) Graduate Assistant, 1st season/2nd season overall at SDSU; **Jayden Dawson** (Idaho State '21) Graduate Assistant, 1st season; **Parker Houston** (San Diego State '19) Graduate Assistant, 2nd season; **Tyson Maeva** (FIU '20) Graduate Assistant, 1st season; **Ruben Pena** (Hawaii '15), Director of Operations, 6th season as director of operations/7th overall; **Jeff Sobol** (Eastern Illinois '08) Head of Football Performance, 1st season; **Chris Jurek** (Cincinnati, '09) Assistant Strength & Conditioning, 8th season

PRONUNCIATION GUIDE

No. 3 Ja'Shaun Poke	jay-shawn pohk
No. 4 Louis Brown IV	lew-is
No. 6 Javance Tupou'ata-Johnson	Too-poo-aw-tah
No. 7 William Nimmo	knee-mo
No. 9 Dalsean Staley	dayl-shawn
No. 14 Phillippe Wesley II	fuh-leap
No. 17 Deshawn McQuin	mc-queue-en
No. 21 Tano Letuli	taw-no leh-tool-ee
No. 29 Arnold Escano	es-cawn-yo

No. 31 Jared Badie	bay-dee
No. 53 Myles Murao	murr-ow
No. 57 Saipale Fuimaono	psy-paul-eh fwee-maw-oh-know
No. 59 Danny Niu	knee-oo
No. 63 Ross Ulugalu-Maseuli	oo-loo-gaw-loo mah-say-oo-lee
No. 67 Tiumala Afalava	tee-u-mah-loo off-ah-lava
No. 78 Joe Borjon	bore-zhon
No. 83 Mekhi Shaw	mah-KYE
No. 92 Malik Gucake	muh-leek goo-caw-key

No. 94 Teivis Tuoti	tay-viss too-ee-oh-tee
No. 99 Tupu Alualu	ah-loo-ah-loo

Laneur Sampson	luh-near
Rob Aurich	OAR-itch
David Lose	low-say

SDSU TWO-DEEP vs. UTAH STATE

^ Utilizing extra year of eligibility offered by the NCAA due to COVID-19; **Players in red** are returning starters from the 2023 season. Underlined players are newcomers or freshmen who redshirted last year.

OFFENSE

LEFT TACKLE (LT)	GP	GS
70 Christian Jones, 6-9, 315, Jr.**	35	16
57 Saipale Fuimaono, 6-4, 310, Jr.-TR	5	0

LEFT GUARD (LG)	GP	GS
63 Ross Ulugalu-Maseuli, 6-4, 315, Jr.**	29	26
75 Ryan Dirksen, 6-6, 300, Jr.-RS	8	0

CENTER (C)	GP	GS
55 Brayden Bryant, 6-2, 305, Sr.-TR	24	20
77 Briley Barron, 6-4, 310, Fr.-RS	4	0

RIGHT GUARD (RG)	GP	GS
65 Tyler McMahan, 6-5, 300, Jr.-TR	9	7
75 Ryan Dirksen, 6-6, 300, Jr.-RS	8	0

RIGHT TACKLE (RT)	GP	GS
74 Nate Williams, 6-6, 310, Sr.-TR^	44	37
57 Saipale Fuimaono, 6-4, 310, Jr.-TR	5	0

TIGHT END (Y)	GP	GS
18 Jude Wolfe, 6-6, 245, Sr.-TR^	42	8
87 Michael Harrison, 6-3, 220, Sr.-TR	46	8

TIGHT END (U)	GP	GS
88 Gabe Garretson, 6-4, 240, So.-TR	3	0
90 Arthur Ban, 6-5, 220, Fr.-HS	0	0

QUARTERBACK (QB)	GP	GS
5 Danny O'Neil, 6-0, 195, Fr.	9	9
6 Javance Tupou'ata-Johnson, 6-4, 220, Fr.-RS	3	1

RUNNING BACK (RB)	GP	GS
15 Marquez Cooper, 5-8, 200, Sr.-TR^	51	50
29 Cam Davis, 5-8, 175, Jr.**	32	0
or 2 Jaylon Armstead, 5-11, 220, Sr.***	34	4
or 7 Lucky Sutton, 6-1, 210, So.-SQ	7	0

WIDE RECEIVER (1)	GP	GS
83 Mekhi Shaw, 5-11, 185, Sr.***	45	17
85 Jerry McClure, 6-1, 200, Fr.-RS	5	0

WIDE RECEIVER (2)	GP	GS
19 Jordan Napier, 6-2, 200, Fr.-RS	14	1

WIDE RECEIVER (3)	GP	GS
3 Ja'Shaun Poke, 5-10, 185, Sr.-TR^	47	26

WIDE RECEIVER (4)	GP	GS
4 Louis Brown IV, 6-2, 195, Jr.-TR	31	15
11 Nate Bennett, 6-3, 200, Sr.-TR	43	41

SPECIAL TEAMS

PUNTER (P)	GP	GS
13 Tyler Pastula, 6-3, 220, Sr.-TR^	52	52
39 Emil Herranen, 6-4, 195, Jr.-TR	22	15

PLACEKICKER (PK)	GP	GS
46 Gabriel Plascencia, 6-0, 230, Jr.	12	8
20 Nick Lopez, 6-1, 195, Sr.-TR^	9	2

KICKOFFS (KO)	GP	GS
46 Gabriel Plascencia, 6-0, 230, Jr.	12	10
20 Nick Lopez, 6-1, 195, Sr.-TR^	9	1

HOLDER (H)	GP	GS
13 Tyler Pastula, 6-3, 220, Sr.-TR^	52	52

DEFENSE

FIELD EDGE (EDGE)	GP	GS
32 Marlem Louis, 6-3, 255, Sr.-TR^	53	30
96 Ryan Henderson, 6-3, 255, So.*	19	1

NOSE TACKLE (NT)	GP	GS
99 Tupu Alualu, 6-1, 280, Sr.**	22	16
94 Teivis Tuioti, 6-4, 300, Sr.-TR	25	5

DEFENSIVE TACKLE (DT)	GP	GS
40 Krishna Clay, 6-2, 280, So.-TR	10	10
90 Sam Benjamin, 6-5, 285, Jr.-TR	18	4

RUSH EDGE (EDGE)	GP	GS
47 Trey White, 6-2, 245, So.*	25	11
30 Dominic Oliver, 6-3, 250, Jr.**	31	1

STRONGSIDE LINEBACKER (SAM)	GP	GS
21 Tano Letuli, 6-2, 240, So.-TR	19	8
44 Kyle Moretti, 6-2, 240, Sr.-TR	44	24
or 56 DJ Herman, 6-2, 235, Jr.**	34	2

WEAKSIDE LINEBACKER (WILL)	GP	GS
5 Owen Chambliss, 6-3, 230, Fr.-TR	11	7
58 Cody Moon, 6-3, 210, Sr.*	46	15
or 42 Brady Anderson, 6-2, 230, Jr.**	33	1

"STUD" (NICKEL/FORMER AZTEC)	GP	GS
17 Deshawn McCuin, 6-0, 200, Sr.*^	42	9
24 Josh Hunter, 5-9, 180, So.*	23	5

LEFT CORNERBACK (LCB)	GP	GS
1 Chris Johnson, 6-0, 185, Jr.**	34	10
16 Jelani Whitmore, 6-1, 185, Jr.*	22	0

FREE SAFETY (FS)	GP	GS
6 Eric Butler, 6-2, 190, Jr.**	33	9
7 William Nimmo Jr., 6-1, 205, Sr.-TR^	46	2

ROVER (SS)	GP	GS
9 Dalesean Staley, 6-1, 190, So.-TR	23	19
11 JD Coffey III, 6-0, 195, Sr.*	32	3

RIGHT CORNERBACK (RCB)	GP	GS
0 Bryce Phillips, 6-0, 195, Sr.-TR	32	32
15 Tayvion Beasley, 5-11, 170, So.-RS	19	0

START CHART (OFF./DEF.)

Offense	2024	Streak	Career
Marquez Cooper, RB	10	42	51
Nate Bennett, WR	10	10	41
Nate Williams, OL	10	34	37
Ross Ulugalu-Maseuli, OL	10	10	26
Ja'Shaun Poke, WR	9	1	26
Brayden Bryant, OL	10	10	20
Mekhi Shaw, WR	4	4	17
Christian Jones, OL	10	10	16
Louis Brown IV, WR	6	0	15
Kenan Christon, RB	0	0	13
Danny O'Neil, QB	9	7	9
Jude Wolfe, TE	8	2	8
Michael Harrison, TE	2	0	8
Myles Murao, OL	2	0	8
Tyler McMahan, OL	7	7	7
Joseph Borjon, OL	1	0	4
Jaylon Armstead, RB	0	0	4
Phillippe Wesley, WR	0	0	3
Jordan Napier, WR	1	0	1
Javance Tupou'ata-Johnson, QB	1	0	1
Cam Davis, RB	0	0	1

Defense	2024	Streak	Career
Bryce Phillips, CB	10	32	32
Marlem Louis, EDGE	3	0	30
Kyle Moretti, LB	2	0	24
Dalesean Staley, S	8	5	19
Tupu Alualu, DL	4	1	16
Cody Moon, LB	1	0	15
Trey White, EDGE	10	11	11
Krishna Clay, DL	10	10	10
Chris Johnson, CB	10	10	10
Eric Butler, S	9	7	9
Deshawn McCuin, S	7	2	9
Tano Letuli, LB	8	4	8
Owen Chambliss, LB	7	1	7
Brady Nassar, DL	6	3	6
Teivis Tuioti, DL	5	0	6
Josh Hunter, S	0	0	5
Sam Benjamin, DL	4	0	4
JD Coffey III, S	2	0	3
Ezekiel Larry, EDGE	0	0	3
DJ Herman, LB	2	0	2
William Nimmo, Jr., S	1	0	2
Ryan Henderson, EDGE	1	0	1
Dominic Oliver, EDGE	1	0	1
Brady Anderson, LB	0	0	1
William Nimmo Jr., S	0	0	1

Career Starts (Off/Def)	'19	'20	'21	'22	'23	'24	Total
Marquez Cooper, RB	-	4	13	12	12	10	51
Nate Bennett, WR	-	0	11	11	9	10	40
Nate Williams, OL	-	-	4	12	11	10	36
Bryce Phillips, CB	-	-	-	11	11	10	32
Marlem Louis, EDGE	RS	0	4	10	13	3	30
Ross Ulugalu-Maseuli, OL	-	-	RS	6	10	10	26
Ja'Shaun Poke, WR	0	4	8	5	0	9	26
Kyle Moretti, LB	-	-	1	12	9	2	24
Brayden Bryant, OL	-	-	-	10	0	10	20
Dalesean Staley, S	-	-	-	RS	11	8	19
Mekhi Shaw, WR	-	RS	1	5	7	4	17
Christian Jones, OL	-	-	RS	0	6	10	16
Tupu Alualu, DL	-	-	-	-	12	4	16
Louis Brown IV, WR	-	-	-	2	7	6	15
Cody Moon, LB	-	RS	0	9	5	1	15
Kenan Christon, RB	3	0	0	0	10	0	13
Trey White, EDGE	-	-	-	RS	1	10	11
Krishna Clay, DL	-	-	-	-	-	10	10
Chris Johnson, CB	-	-	-	0	0	10	10
Danny O'Neil, QB	-	-	-	-	-	9	9
Eric Butler, S	-	-	-	0	0	9	9
Deshawn McCuin, S	RS	0	1	0	2	6	9
Michael Harrison, TE	-	0	0	2	4	2	8
Myles Murao, OL	-	-	RS	0	6	2	8
Tano Letuli, LB	-	-	-	-	0	8	8
Jude Wolfe, TE	RS	0	0	0	0	8	8
Tyler McMahan, RG	-	-	-	-	-	7	7
Owen Chambliss, LB	-	-	-	-	RS	7	7
Brady Nassar, DL	-	-	-	-	0	6	6
Teivis Tuioti, DL	-	RS	0	0	0	5	5
Josh Hunter, S	-	-	-	RS	5	0	5
Sam Benjamin, DL	-	-	-	0	0	4	4
Joseph Borjon, OL	-	-	-	0	3	1	4
Jaylon Armstead, RB	-	RS	0	2	2	0	4
JD Coffey II, S	-	-	0	0	1	2	3
Ezekiel Larry, EDGE	-	-	-	RS	3	0	3
Phillippe Wesley, WR	-	-	RS	0	3	0	3
DJ Herman, LB	-	-	-	0	0	2	2
William Nimmo Jr., S	-	0	0	0	1	1	2
Jordan Napier, WR	-	-	-	-	RS	1	1
Javance Tupou'ata-Johnson, QB	-	-	-	-	RS	1	1
Ryan Henderson, EDGE	-	-	-	-	-	1	1
Dominic Oliver, EDGE	-	-	-	-	0	1	1
Brady Anderson, LB	-	-	0	RS	1	0	1
Cam Davis, RB	-	RS	0	1	0	1	1

See starter notes on pg. 12

Game 1

A&M-COMMERCE	0	6	8	0	-	14
SAN DIEGO STATE	3	0	21	21	-	45

Aug. 31 | Snapdragon Stadium | San Diego, Calif. | 5:05 p.m. PT | Attendance: 25,180



TEAM STATISTICS

	TAMUC	SDSU
FIRST DOWNS	17	23
Rushing	7	12
Passing	3	8
Penalty	7	3
NET YARDS RUSHING	63	254
Rushing Attempts	34	40
Average Per Rush	1.9	6.4
Rushing Touchdowns	1	2
Yards Gained Rushing	106	281
Yards Lost Rushing	43	27
NET YARDS PASSING	117	214
Completions-Attempts-Int	18-25-1	22-33-0
Average Per Attempt	4.7	6.5
Average Per Completion	6.5	9.7
Passing Touchdowns	1	2
TOTAL OFFENSE YARDS	180	468
Total offense plays	59	73
Average Gain Per Play	3.1	6.4
Fumbles: Number-Lost	3-2	1-0
Penalties: Number-Yards	15-124	16-149
PUNTS-YARDS	6-253	3-110
Average Yards Per Punt	42.2	36.7
Net Yards Per Punt	41.7	32
Inside 20	1	0
50+ Yards	0	0
Touchbacks	0	0
Fair catch	3	1
KICKOFF-YARDS	3-177	8-474
Average Yards Per Kickoff	59.0	59.2
Net Yards Per Kickoff	43.7	40.5
Touchbacks	0	2
Fair Catch Yards	0	0
Punt returns: Number-Yards-TD	1-14-0	2-3-0
Average Per Return	14.0	1.5
Kickoff returns: Number-Yds-TD	5-79-0	3-46-0
Average Per Return	15.8	15.3
Interceptions: Number-Yds-TD	0-0-0	1-45-1
Fumble Returns: Number-Yds-TD	0-0-0	1-0-1
Miscellaneous Yards	0	0
Possession Time	31:28	28:32
1st Quarter	6:13	8:47
2nd Quarter	9:08	5:52
3rd Quarter	10:05	4:55
4th Quarter	6:02	8:58
Third-Down Conversions	4-12	6-15
Fourth-Down Conversions	1-2	2-4
Red-Zone Scores-Chances	2-2	2-3
Touchdowns	2	2
Field goals	0	0
Sacks By: Number-Yards	2-17	4-13
PAT Kicks	0-1	4-5
2Pts Conversions	1-1	1-1
Field Goals	0-0	1-2
Points off Turnover	0	13

▶▶ GAME NOTES

Big Notes

- Tonight was the first victory as San Diego State's head coach by Sean Lewis.
- Danny O'Neil became the first true freshman quarterback in SDSU's Division I era (since 1969) to earn a start in a season-opener.
- O'Neil is the third true freshman quarterback in San Diego State's DI era to earn a start and is the second to pick up a win in his first start (also Spencer Brinton on Oct. 25, 1997 - SDSU 10, Hawai'i 3).
- The Aztecs scored 45 points tonight. In SDSU's two previous games that it started a true freshman quarterback for the first time, San Diego State combined for 23 points (10 vs. Hawai'i on Oct. 25, 1997 and 13 at Fresno State on Oct. 3, 2014).
- Marquez Cooper rushed for 223 yards, the first 200-yard game since Rashaad Penny had 221 vs. Army West Point in the 2017 Armed Forces Bowl on Dec. 23.
- The 223 rushing yards were the most by an Aztec since Penny had a career-high 234 at San Jose State on Nov. 4, 2017.
- San Diego State's 45 points were its most in a game since scoring 48 vs. Towson on Sept. 25, 2021.
- The Aztecs' 45 points were their most in a game played in San Diego since scoring 55 vs. Hawai'i on Nov. 5, 2016 (also a Snapdragon Stadium record).
- SDSU improved to 57-2 the last 59 times it has rushed for at least 200 yards and is 54-1 in its last 55 regular-season games when rushing for 200-plus yards.
- SDSU had two defensive touchdowns in the same game for the first time since Nov. 5, 2016 vs. Hawai'i.
- San Diego State won its 34th straight game when forcing at least three turnovers.
- The Aztecs won their 11th consecutive game when not committing a turnover.

Season-Opening Notes

- San Diego State improved to 55-42-5 all-time in season openers.
- The Aztecs improved to 47-17-4 in home season openers.
- SDSU improved to 27-8 when opening up its season at home in its Division I era.

Second Half Surge Propels SDSU Past TAMC, 45-14

SAN DIEGO -- Marquez Cooper rushed for 223 yards and two touchdowns to power San Diego State to a 45-14 victory over Texas A&M-Commerce on Saturday at Snapdragon Stadium, giving Sean Lewis a victory in his inaugural game as the Aztecs' head coach.

In addition, the SDSU defense scored a pair of touchdowns off turnovers in the second half to help erase a 6-3 deficit at intermission and thwart the Lions' upset bid.

Cooper, who carried 27 times in his SDSU debut after transferring from Ball State, posted the highest rushing total by an Aztec since Rashad Penny gained 253 yards at Hawai'i on Oct. 28, 2017.

Cooper's 47-yard scoring run on SDSU's first drive of the third quarter was the first of three touchdowns in a five-minute span, igniting a 42-8 blitz to give the Scarlet and Black its highest point-total since a 48-21 triumph over Towson on Sept. 25, 2021, in Carson, California.

Just two plays later on the ensuing possession, Trey White blitzed and forced a fumble by TAMUC quarterback Eric Rodriguez before Tano Letuli fell on the loose ball in the end zone for six additional points. The conversion attempt was unsuccessful, but the Aztecs found themselves suddenly in control at 16-6.

After limiting the Lions to one first down, SDSU flashed its big-play capability once again when freshman quarterback Danny O'Neil threaded a 44-yard touchdown pass to Louis Brown IV on the third play of the subsequent drive, while Michael Harrison swept around right end moments later for a two-point conversion, increasing the advantage to 24-6.

TAMUC responded with an eight-play, 65-yard scoring march, capped by Rodriguez's touchdown pass to Drew Allison from six yards out. JaiSean McMillian hauled in the two-point conversion pass, trimming the margin to 24-14.

On the first play of the fourth quarter, Cooper plowed seven yards up the middle for his second touchdown of the night to punctuate a seven-play, 95-yard advance.

It didn't take long for another round of fireworks to ignite, as JD Coffey III picked off an errant Rodriguez pass on the third play of TAMUC's ensuing possession and rambled 45 yards for a touchdown to extend the lead to 38-14.

Following a punt, O'Neil quickly directed the Aztecs on their final scoring drive of the game, covering 79 yards on seven plays highlighted by an eight-yard touchdown strike to Jordan Napier with 6:57 left in the game.

Making his collegiate debut, O'Neil completed 22 of 33 passes for 214 yards.

Ja'Shaun Poke led the Aztec receiving corps with six catches for 30 yards, while Brown had three catches for 91 yards.

Overall, SDSU rushed for 254 yards in the contest, improving to 57-2 in its last 59 games when gaining 200 yards or more on the ground.

However, the Scarlet and Black started slowly, mustering a lone field goal in the first half, as Gabriel Plascencia split the uprights from 50 yards out with 28 seconds left in the opening period.

Late in the second quarter, the Lions drove 75 yards in 10 plays, with EJ Oakmon barreling in from a yard out to give the visitors their only lead of the game.

Despite trailing in time of possession (31:28 to 28:32), the Aztec defense holding TAMUC to just 180 yards in total offense in 59 plays.

>>SCORING SUMMARY

Qtr	Time	Team	Scoring Play	Plays-Yds	TOP	Score
1st	0:28	SDSU	Plascencia 50-yd field goal	16-48	5:27	3-0
2nd	0:59	AMC	Oakmon 1-yd run (PAT missed)	10-75	4:08	3-6
3rd	11:34	SDSU	Cooper 47-yd run (PAT good)	6-66	1:54	10-6
3rd	10:47	SDSU	Letuli fumble recovery in endzone (PAT missed)	-	-	16-6
3rd	6:36	SDSU	Brown IV 44-yd pass f/O'Neil (2-pt good)	3-62	4:18	24-6
3rd	2:17	AMC	Allison 6-yd pass f/Rodriguez (2-pt good)	88-65	4:18	24-14
4th	14:55	SDSU	Cooper 7-yd run (PAT good)	7-95	2:17	31-14
4th	13:48	SDSU	Coffey III 45-yd interception (PAT good)	-	-	38-14
4th	6:57	SDSU	Napier 8-yd pass f/O'Neil (PAT good)	7-79	4:28	45-14

INDIVIDUAL STATISTICS

>>TEXAS A&M-COMMERCE

Rushing	Att	Yds	TD	Long	Avg
Oakmon	8	30	1	8	3.8
McMillian	6	22	0	6	3.7
Peace	6	21	0	9	3.5
Jackson	5	18	0	8	3.6
Frasch	1	2	0	2	2.0
Rodriguez	7	-3	0	5	-0.4
TEAM	1	-27	0	0	-27.0
Totals	34	63	1	9	1.9

Passing	C-A-I	Yds	TD	Long	Sack
Rodriguez	14-20-1	105	1	29	3
Peace	4-5-0	12	0	5	1
Totals	18-25-1	117	1	29	4

Receiving	No.	Yds	TD	Long
Daniels	3	16	0	8
Wilson	3	10	0	5
Bilbo	2	35	0	27
Sallis	2	31	0	29
Proctor	2	9	0	9
Jourdain	1	7	0	7
Allison	1	6	1	6
Sweeting	1	4	0	4
Garmon	1	-4	0	0
Totals	18	117	1	29

>>SAN DIEGO STATE

Rushing	Att	Yds	TD	Long	Avg
Cooper	27	223	2	47	8.3
O'Neil	5	18	0	28	3.6
Armstead	5	9	0	7	1.8
Tupou'ata-Johnson	1	7	0	7	7.0
Sutton	1	3	0	3	3.0
Poke	1	-6	0	0	-6.0
Totals	40	254	2	47	6.5

Passing	C-A-I	Yds	TD	Long	Sack
O'Neil	22-33-0	214	2	44	2
Totals	22-33-0	214	2	44	2

Receiving	No.	Yds	TD	Long
Poke	6	30	0	9
Brown IV	3	91	1	44
Napier	3	40	1	29
Harrison	3	22	0	9
Wolfe	3	14	0	6
Cooper	3	10	0	9
Brooks	1	7	0	7
Totals	22	214	2	44

Game 2

OREGON STATE	7	0	0	14	-	21
SAN DIEGO STATE	0	0	0	0	-	0

Sept. 7 | Snapdragon Stadium | San Diego, Calif. | 7:37 p.m. PT | Attendance: 25,318



TEAM STATISTICS

	OSU	SDSU
FIRST DOWNS	23	7
Rushing	14	1
Passing	8	5
Penalty	1	1
NET YARDS RUSHING	237	72
Rushing Attempts	51	25
Average Per Rush	4.6	2.9
Rushing Touchdowns	2	0
Yards Gained Rushing	242	81
Yards Lost Rushing	5	9
NET YARDS PASSING	183	107
Completions-Attempts-Int	17-27-0	11-24-0
Average Per Attempt	6.8	4.5
Average Per Completion	10.8	9.7
Passing Touchdowns	1	0
TOTAL OFFENSE YARDS	420	179
Total offense plays	78	49
Average Gain Per Play	5.4	3.7
Fumbles: Number-Lost	0-0	1-1
Penalties: Number-Yards	6-65	8-80
PUNTS-YARDS	5-171	8-344
Average Yards Per Punt	34.2	43.0
Net Yards Per Punt	33.4	39.9
Inside 20	3	3
50+ Yards	0	3
Touchbacks	0	0
Fair catch	1	2
KICKOFF-YARDS	4-260	1-65
Average Yards Per Kickoff	65.0	65.0
Net Yards Per Kickoff	40	40
Touchbacks	4	1
Fair Catch Yards	0	0
Punt returns: Number-Yards-TD	3-21-0	2-4-0
Average Per Return	7.0	2.0
Kickoff returns: Number-Yds-TD	0-0-0	0-0-0
Average Per Return	0.0	0.0
Interceptions: Number-Yds-TD	0-0-0	0-0-0
Fumble Returns: Number-Yds-TD	0-0-0	0-0-0
Miscellaneous Yards	0	0
Possession Time	41:07	18:53
1st Quarter	9:56	5:04
2nd Quarter	9:37	5:23
3rd Quarter	12:45	2:15
4th Quarter	8:49	6:11
Third-Down Conversions	9-19	2-12
Fourth-Down Conversions	2-3	0-1
Red-Zone Scores-Chances	2-2	0-1
Touchdowns	2	0
Field goals	0	0
Sacks By: Number-Yards	1-5	0-0
PAT Kicks	3-3	0-0
Field Goals	0-2	0-0
Points off Turnover	7	0

▶▶ GAME NOTES

Series Notes

- San Diego State fell to 2-5 all-time against Oregon State.
- The Aztecs are 1-2 vs. the Beavers at home.
- SDSU has lost the last five games in the series after winning the first two in 1972 and 1975.

Team Notes

- San Diego State was shut out for just the third time in the last 219 games (streak started on Nov. 25, 2006).
- The Aztecs were shut out by a Pac-12 school for the first time since Sept. 18, 1982 at California (L, 28-0).
- The Aztecs allowed a first-quarter touchdown for just the second time in the last 11 games.
- SDSU has gone 17 straight games without allowing more than seven points in the first quarter and has allowed seven or fewer points in 25 of the last 26 first quarters.

Player Notes

- * **Marquez Cooper, Sr., RB (13 att., 53 yds., 0 TD | 2 rec., 19 yds.):** Now has 4,132 rushing yards for his career, which is tied with Louisville's Lamar Jackson (2015-17) for the 115th most in NCAA FBS history (according to SportsReference.com).
- * **Chris Johnson, Jr., CB (9 tackles (7 solo), 1 PBU):** Led the team in tackles for the first time of his career ... His nine tackles were a career high.
- * **Tyler Pastula, Sr., P (7 P, 48.6 avg., 3 120, 3 50+, 63 LG):** Averaged 48.6 yards per punt, which is his career high (min. 4 punts) ... Three of his punts went over 50 yards including a long of 63 yards ... Three of his punts also landed inside the 20-yard line.

Aztecs Fall to Oregon State

SAN DIEGO -- San Diego State was unable to stop Oregon State's rushing attack in a 21-0 loss Saturday night at Snapdragon Stadium.

Jam Griffin and Anthony Hankerson each ran for a touchdown for the Beavers (2-0), who combined for 237 yards on the ground.

OSU outgained the Aztecs (1-1), 420-179, overall, for the game, and had 23 first downs to SDSU's 7. Oregon State, which also received a late touchdown pass from Gevanni McCoy to Bryce Caufield, also more than doubled up San Diego State in terms of time of possession at 41:07-18:53.

After forcing a three-and-out, the Beavers went to work on their opening drive, going 53 yards on just five plays, culminating with a 16-yard touchdown run by Griffin.

OSU used up 6:53 of clock time on its next drive, going 47 yards on 13 plays. After converting a fourth-and-1 earlier in the drive, Oregon State was thwarted on a fourth-and-5 from the Aztec 46 when Cody Moon hurried McCoy's throw, which bounced to the grass incomplete.

SDSU, however, was unable to capitalize with the good field position and was forced to punt after another three-and-out.

The teams traded punts until the Beavers' last drive of the half. Starting on its own 26, OSU went 53 yards on 11 plays, twice converting a third-and-1 to extend the drive. Everett Hayes' 38-yard field goal, however, missed, making it a 7-0 Oregon State lead at the half.

San Diego State's first chance to score came midway through the third quarter when its punt return unit pressured Beaver punter Josh Green. Although a streaking Max Garrison was unable to block the punt, it only went 14 yards, giving San Diego State the ball on its own 45 with 9:20 left in the quarter.

The Aztecs quickly got into OSU territory for the first time of the night with a 9-yard rush by Marquez Cooper and a 4-yard pass from Danny O'Neil to Jude Wolfe. O'Neil, a true freshman making his second career start, then found Louis Brown IV with a deep pass down the right sideline, going 35 yards and setting up a first-and-goal on the Oregon State 7. After an incomplete pass in the end zone, Cooper rushed five yards to set up a third-and-goal from the 2. O'Neil, however, fumbled on a quarterback keeper as Jack Kane punched the ball out and Nikko Taylor jumped on the ball on the Beaver 2-yard line.

OSU responded with a methodical 13-play, 98-yard drive, before Hankerson ran it in 15 yards on a fourth-and-1 on the first play of the fourth quarter. Oregon State converted two third downs on the drive, including a 41-yard pass from McCoy to Trent Walker on a third-and-11 from its own 24-yard line.

SDSU had to punt on its ensuing drive, but Tyler Pastula's boot was blocked by Amarian York, giving the Beavers prime starting field position on their own 46. Hayes' long field goal attempt from 54 yards missed, however, giving San Diego State a chance to halve into OSU's advantage.

The Aztecs were unable to get into Oregon State territory and a long throw on fourth-and-18 from O'Neil to Ja'Shaun Poke was broken up by Skyler Thomas, giving the ball back to the Beavers on the SDSU 42.

OSU ran four rushes and then, on a third-and-3, used play-action where McCoy found a wide-open Caufield in the end zone from 21 yards out to make it a 21-0 game.

The teams traded punts before time ran out on San Diego State's final drive.

San Diego State was shut out for just the third time in the last 219 games (streak started on Nov. 26, 2006) and for the first time against a Pac-12 school since Sept. 18, 1982 at California (L, 28-0).

>> SCORING SUMMARY

Qtr	Time	Team	Scoring Play	Plays-Yds TOP	Score
1st	11:47	OSU	Griffin 16-yd run (PAT good)	5-53 1:53	0-7
4th	14:53	OSU	Hankerson 15-yd run (PAT good)	13-98 8:04	0-14
4th	4:36	OSU	Caufield 21-yd pass f/McCoy (PAT good)	5-42 2:58	0-21

INDIVIDUAL STATISTICS

>> OREGON STATE

Rushing	Att	Yds	TD	Long	Avg
Griffin	18	89	1	16	4.9
Hankerson	16	71	1	15	4.4
Allah	11	33	0	8	3.0
Johnson	1	23	0	23	23.0
McCoy	2	10	0	6	5.0
Reichle	2	6	0	6	3.0
Card	1	5	0	5	5.0
Totals	51	242	2	23	4.6

Passing	C-A-I	Yds	TD	Long	Sack
McCoy	16-26-0	181	1	41	0
Johnson	1-1-0	2	0	2	0
Totals	17-17-0	183	1	41	0

Receiving	No.	Yds	TD	Long
Walker	8	92	0	41
Reddicks	4	35	0	16
Griffin	2	9	0	7
Caufield	1	21	1	21
Hankerson	1	14	0	14
Wells Jr.	1	12	0	12
Totals	30	309	2	39

>> SAN DIEGO STATE

Rushing	Att	Yds	TD	Long	Avg
Cooper	13	53	0	10	4.1
Armstead	7	21	0	7	2.6
O'Neil	5	1	0	4	0.2
Totals	25	81	0	10	2.9

Passing	C-A-I	Yds	TD	Long	Sack
O'Neil	11-24-0	107	0	35	1
Totals	11-24-0	107	0	35	1

Receiving	No.	Yds	TD	Long
Poke	3	25	0	9
Brown IV	2	45	0	35
Cooper	2	19	0	21
Brooks	1	7	0	7
Bennett	1	5	0	5
Wolfe	1	4	0	4
Harrison	1	2	0	2
Totals	11	107	0	35

Game 3

SAN DIEGO STATE
CALIFORNIA

3	0	0	7	-	10
7	0	14	10	-	31

Sept. 14 | California Memorial Stadium | Berkeley, Calif. | 7:35 p.m. PT | Attendance: 35,197



TEAM STATISTICS

	SDSU	CAL
FIRST DOWNS	16	21
Rushing	7	11
Passing	7	8
Penalty	2	2
NET YARDS RUSHING	110	275
Rushing Attempts	35	42
Average Per Rush	3.1	6.5
Rushing Touchdowns	0	2
Yards Gained Rushing	140	307
Yards Lost Rushing	30	32
NET YARDS PASSING	166	198
Completions-Attempts-Int	14-30-2	21-29-1
Average Per Attempt	5.5	6.8
Average Per Completion	11.9	9.4
Passing Touchdowns	1	2
TOTAL OFFENSE YARDS	276	473
Total offense plays	65	71
Average Gain Per Play	4.2	6.7
Fumbles: Number-Lost	0-0	1-0
Penalties: Number-Yards	15-120	12-113
PUNTS-YARDS	6-274	3-133
Average Yards Per Punt	45.7	44.3
Net Yards Per Punt	38.0	44.7
Inside 20	2	0
50+ Yards	2	0
Touchbacks	2	0
Fair catch	2	1
KICKOFF-YARDS	3-143	6-397
Average Yards Per Kickoff	47.7	66.2
Net Yards Per Kickoff	38.0	43.7
Touchbacks	2	0
Fair Catch Yards	0	0
Punt returns: Number-Yards-TD	2-(-1)-0	1-6-0
Average Per Return	-0.5	6.0
Kickoff returns: Number-Yds-TD	1-10-0	1-4-0
Average Per Return	10.0	4.0
Interceptions: Number-Yds-TD	1-20	20-0
Fumble Returns: Number-Yds-TD	0-0	0-0
Miscellaneous Yards	0	0
Possession Time	27:15	32:45
1st Quarter	8:20	6:40
2nd Quarter	7:39	9:55
3rd Quarter	5:05	9:55
4th Quarter	6:11	8:49
Third-Down Conversions	5-16	7-15
Fourth-Down Conversions	2-4	0-3
Red-Zone Scores-Chances	1-1	4-5
Touchdowns	0	4
Field goals	1	0
Sacks By: Number-Yards	6-30	3-21
PAT Kicks	1-1	4-4
2Pts Conversions	0-0	0-0
Field Goals	1-1	1-3
Points off Turnover	0	0

▶▶ GAME NOTES

Series Notes

- San Diego State fell to 4-5 all-time against California.
- The Aztecs are now 0-5 against Cal in Berkeley (and 4-0 at home).

Team Notes

- San Diego State played its fifth straight game in the state of California, its longest streak since a six-game streak from Nov. 21, 2014-Sept. 19, 2015.
- The Aztecs are now 77-40 (.658) since the start of the 2015 campaign.
- SDSU had a season-high six sacks after entering with five combined sacks over its first two games.
- The Aztecs allowed a first-quarter touchdown for just the third time in the last 12 games.
- SDSU has gone 18 straight games without allowing more than seven points in the first quarter and has allowed seven or fewer points in 26 of the last 27 first quarters.

Trends

- The Aztecs lost the coin toss for the third time this season (0-3) and for the first time when having the chance to pick heads or tails.
- SDSU did not start with the ball for just the 45th time over the last 160 games.
- San Diego State did not allow its opponent to score on its opening possession for the 18th time in 28 games since 2022, 30th time in 41 games since 2021 and 84th time since 2015 (117 games).

Penalties Doom Aztecs in 31-10 Loss at Cal

BERKELEY, Calif. -- San Diego State trailed just 7-3, at the half, but California scored on its first four possessions of the second half in a 31-10 win Saturday night at Memorial Stadium.

Fernando Mendoza threw two touchdown passes and ran for another score for the Bears, who started the season 3-0 for the first time since 2019. Jaivian Thomas ran for 169 yards, and Kadarius Calloway had a touchdown run for Cal.

The two teams combined for 27 penalties for 237 yards, including 15 penalties for 120 yards for the Aztecs (1-2). SDSU's 13 penalties in the first half were tied for the most in any half for an FBS team in the last 10 seasons.

One the crucial penalties on San Diego State was an illegal block in the back on Marlem Louis after Tano Letuli intercepted a pass and returned it 65 yards for the score. Instead of taking a 10-7 lead midway through the second quarter, SDSU started on its own 45-yard line and failed to score.

After the Aztecs forced the high-powered California offense into consecutive three-and-outs to start the game, redshirt freshman Javance Tupou'ata-Johnson, making his first career start having never attempted a collegiate pass in place of an injured true freshman Danny O'Neil, got SDSU deep into Bear territory. San Diego State converted a key fourth-and-6 play when Tupou'ata-Johnson found Nate Bennett for 11 yards and a targeting penalty got the Aztecs to the Cal 12. SDSU managed just one yard on its next three plays, however, setting for a 29-yard field goal by former California kicker Nick Lopez.

The Bears answered with a 7-play, 69-yard drive, ending with an 8-yard rushing touchdown by Mendoza.

In the second quarter, SDSU stopped Cal on a fourth-and-1 and started in California territory on their 44-yard line. A Tupou'ata-Johnson 14-yard pass to Ja'Shaun Poke on the first play got San Diego State to the 30-yard line, but after an incomplete pass, 5-yard false start penalty, 9-yard sack and another incomplete pass, the Aztecs were forced to punt.

Letuli got the ball back for SDSU on the interception but neither team scored the rest of the half.

The Bears broke open a tight game in the third quarter with Thomas' 57-yard run setting up Calloway's 7-yard touchdown and Mendoza's 20-yard TD pass to Corey Dyches capping a 90-yard drive.

After a 48-yard field goal by Ryan Coe - his lone make in three tries - to start the fourth quarter, San Diego State finally scored responded with a touchdown. The Aztecs converted a pair of third-and-4s on the drive, including a short Tupou'ata-Johnson pass to Jordan Napier, who caught it at the Cal 35, juked past a few defenders and raced his way into the end zone.

After a Lopez PAT cut the Bear lead to 34-10, California answered right away with at 60-yard run by Calloway on second down and a 15-yard TD pass from Mendoza to Nyzirah Hunter.

Tupou'ata-Johnson was intercepted on the second play of the next drive but each team was stopped on fourth-and-shorts before Coe missed his second field goal of the game with 1:55 left.

SDSU then ran out the clock to end the game.

Tupou'ata-Johnson went 13 for 29 for 156 yards with one touchdown and two interceptions. Marquez Cooper rushed for 87 yards on 22 carries, and Jude Wolfe and Louis Brown IV led San Diego State with three catches apiece.

White led the Aztec defense with six tackles, 2.5 sacks and a pass breakup, while Owen Chambliss and Kyle Moretti also chipped in with six tackles apiece.

SDSU fell to 4-5 all-time against Cal with the home team winning all nine games in the series.

>>SCORING SUMMARY

Qtr	Time	Team	Scoring Play	Plays-Yds	TOP	Score
1st	5:42	SDSU	Lopez 29-yd field goal	8-29	3:40	3-0
1st	2:25	CAL	Mendoza 8-yd rush (PAT good)	7-69	3:17	3-7
3rd	9:36	CAL	Calloway 7-yd rush (PAT good)	8-85	3:55	3-14
3rd	1:30	CAL	Dyches 20-yd pass f/Mendoza (PAT good)	13-90	5:37	3-21
4th	13:33	CAL	Coe 48-yd field goal	5-(-5)	1:50	3-24
4th	11:05	SDSU	Napier 40-yd. pass f/Tupou'ata-Johnson (PAT good)	7-75	2:28	10-24
4th	9:48	CAL	Hunter 15-yd pass f/Mendoza	3-75	1:17	10-31

INDIVIDUAL STATISTICS

>>SAN DIEGO STATE

Rushing	Att	Yds	TD	Long	Avg
Cooper	22	87	0	17	4.0
Armstead	1	15	0	15	15.0
Sutton	3	15	0	9	5.0
Tupou'ata-Johnson	8	-2	0	13	-0.2
Napier	1	-5	0	0	-5.0
Totals	35	110	0	17	3.1

Passing	C-A-I	Yds	TD	Long	Sack
Tup.-Johnson	13-29-2	156	1	40	3
Pastula	1-1-0	10	0	10	0
Totals	14-30-2	166	1	40	3

Receiving	No.	Yds	TD	Long
Wolfe	3	32	0	18
Brown IV	3	24	0	10
Napier	2	53	1	40
Harrison	1	15	0	15
Poke	1	14	0	14
Bennett	1	11	0	11
Chambliss	1	10	0	10
Armstead	1	6	0	6
Cooper	1	1	0	0
Totals	14	166	1	40

>>CALIFORNIA

Rushing	Att	Yds	TD	Long	Avg
Thomas	17	169	0	57	9.9
Calloway	8	87	1	60	9.7
Wiley	2	11	0	13	5.5
Martin	1	10	0	10	10.0
Cardwell	1	0	0	0	0.0
Mendoza	12	-2	1	10	-0.2
Totals	42	307	2	60	6.5

Passing	C-A-I	Yds	TD	Long	Sack
Mendoza	21-29-1	198	2	21	6
Totals	21-29-1	198	2	21	6

Receiving	No.	Yds	TD	Long
Hunter	4	52	1	15
Dyches	4	48	1	20
Grizzell	3	29	0	21
Endries	3	21	0	8
Brady	2	16	0	10
Matthews	2	16	0	14
King	1	7	0	7
Anderson	1	5	0	5
Thomas	1	4	0	4
Totals	21	198	2	21

Game 4

SAN DIEGO STATE	7	14	0	0	-	21
CENTRAL MICHIGAN	10	3	6	3	-	22

Sept. 28 | Kelly/Shorts Stadium | Mt. Pleasant, Mich. | 3:32 p.m. ET | Attendance: 27,072



TEAM STATISTICS

	SDSU	CMU
FIRST DOWNS	21	26
Rushing	6	10
Passing	11	14
Penalty	4	2
NET YARDS RUSHING	118	154
Rushing Attempts	45	42
Average Per Rush	2.6	3.7
Rushing Touchdowns	1	1
Yards Gained Rushing	152	183
Yards Lost Rushing	34	29
NET YARDS PASSING	246	298
Completions-Attempts-Int	14-23-0	25-46-1
Average Per Attempt	10.7	6.5
Average Per Completion	17.6	11.9
Passing Touchdowns	1	1
TOTAL OFFENSE YARDS	364	452
Total offense plays	68	88
Average Gain Per Play	5.4	5.1
Fumbles: Number-Lost	0-0	1-1
Penalties: Number-Yards	4-36	5-37
PUNTS-YARDS	5-236	5-183
Average Yards Per Punt	47.2	36.6
Net Yards Per Punt	37.8	32.6
Inside 20	2	0
50+ Yards	1	0
Touchbacks	2	1
Fair catch	0	3
KICKOFF-YARDS	4-240	6-356
Average Yards Per Kickoff	60.0	59.3
Net Yards Per Kickoff	38.2	38.0
Touchbacks	2	4
Fair Catch Yards	15	0
Punt returns: Number-Yards-TD	1-0-0	2-7-0
Average Per Return	0.0	3.50
Kickoff returns: Number-Yds-TD	1-0-0	1-22-0
Average Per Return	0.0	22.0
Interceptions: Number-Yds-TD	1-68-0	0-0-0
Fumble Returns: Number-Yds-TD	0-0-0	0-0-0
Miscellaneous Yards	0	0
Possession Time	24:33	35:27
1st Quarter	5:30	9:30
2nd Quarter	5:42	9:18
3rd Quarter	5:51	9:09
4th Quarter	7:30	7:30
Third-Down Conversions	7-15	6-19
Fourth-Down Conversions	0-1	4-4
Red-Zone Scores-Chances	2-4	4-4
Touchdowns	2	2
Field goals	0	2
Sacks By: Number-Yards	3-13	4-23
PAT Kicks	3-3	1-1
Field Goals	0-2	3-3
Points off Turnover	7	0

▶▶ GAME NOTES

Big Notes

- San Diego State fell to 16-2-1 against current members of the Mid-American Conference (MAC).
- The Aztecs are now 11-2-1 all-time against teams who were in the MAC at the time of the game.
- SDSU fell to 37-3 over its last 40 games when leading after three quarters.
- San Diego State had its 11-game winning streak snapped when not committing a turnover.
- This was the Aztecs' first one-point game since a 31-30 overtime loss to Hawai'i on Nov. 24, 2018.
- San Diego State is now 77-41 (.653) since the start of the 2015 campaign.

Team Notes

- This was the first 22-21 final score in SDSU's Division I era (since 1969).
- After scoring just 10 points over its last two games combined, San Diego State scored 14 in the first 17 minutes, 17 seconds (17:17) today and 21 overall.
- The Aztecs allowed a first-quarter touchdown for just the fourth time in the last 13 games.
- SDSU had gone 18 straight games without allowing more than seven points in the first quarter prior to CMU scoring 10 on San Diego State today.
- The Aztecs have still allowed seven or fewer points in 26 of the last 28 first quarters.
- SDSU scored 21 points in the first half, its most in the first half since also scoring 21 at New Mexico on Nov. 18, 2022.
- San Diego State fell to 66-17 since 2015 when scoring just 20 or more points (1-1 this year).
- After averaging 13.0 penalties over its first three games, San Diego State had no accepted penalties in the first half and just four for the game.

SDSU Falls at CMU on Late Field Goal, 22-21

MOUNT PLEASANT, Mich. -- San Diego State suffered a heartbreaking 22-21 loss at Central Michigan on Saturday when Tristan Mattson banged on his third field goal of the game - a 46-yarder - with five seconds remaining.

The Aztecs (1-3) led for over 38 minutes of the game, including 29 minutes, 55 seconds of the 30 minutes in the second half, but couldn't hold on in their first game in the Eastern Time Zone since 2015.

SDSU led, 21-13, at halftime as true freshman Danny O'Neil connected with tight end Jude Wolfe on a pair of touchdown passes following an earlier touchdown run by Marquez Cooper.

San Diego State, however, was held scoreless in the second half, including consecutive drives late when Nick Lopez missed a pair of short field goals.

After forcing a three-and-out to start the second half, the Chippewas (3-2) used a 15-play, 77-yard drive to score when B.J. Harris banged it in from a yard out on fourth-and-goal. It was one of four fourth downs CMU converted on the day in four attempts. Central Michigan went for two to tie it, but following a pass interference fall on Chris Johnson, the Aztecs stopped Davis on a run to keep the score at 21-19.

The teams exchanged punts over the next two drives apiece before SDSU got to the Chippewa 15-yard line. A 33-yard field goal attempt by Lopez, however, missed, keeping it a two-point game.

CMU quickly got into San Diego State territory, thanks to a 43-yard pass from Joe Labas to Marion Lukes. Facing a third-and-13 on the Central Michigan 38-yard line, Labas was picked off by Aztec cornerback Bryce Phillips, who ran it back 68 yards to the Chippewa 11 with just 2:17 left.

SDSU was stymied on three straight plays before Lopez hooked a 28-yard attempt wide left to give CMU one last chance.

Labas directed a 15-play, 52-yard drive in the final two minutes as Central Michigan converted two third downs and a fourth down on the drive. Mattson then nailed a career-long 46-yarder to give the Chippewas their first lead since early in the second quarter.

Starting on its own 28, San Diego State was able to get to the 43 but Louis Brown IV was tackled before being able to lateral the ball, giving CMU the improbable victory.

Mattson's 25-yard field goal got Central Michigan on the scoreboard and Cooper later answered with a 3-yard rushing TD to put the Aztecs in the lead.

The Chippewas ended the first quarter on a 12-play, 75-yard drive with an 8-yard scoring toss from Labas to Lukes.

After Johnson forced a fumble on a SDSU punt early in the second quarter which was recovered by Brady Anderson on the CMU 17, San Diego State scored four plays later when O'Neil found Wolfe alone in the end zone off play-action.

Late in the half, Cooper ran for 47 yards and O'Neil found Wolfe for another touchdown, this time from 26 yards out to put the Aztecs up, 21-10. Wolfe became just the fourth SDSU tight end since at least 1996 with two touchdowns in the same game.

Central Michigan, however, used a 12-play, 59-yard drive to close the half with a 34-yard field goal by Mattson.

O'Neil totaled 246 yards on 14-for-23 passing for San Diego State. Cooper rushed for 111 yards and a touchdown on 34 carries, while Louis Brown IV caught eight passes for a career-high 149 yards.

JD Coffey III had a career-high 15 tackles for the Aztecs, while White logged three sacks and four tackles for loss.

SDSU fell to 16-2-1 against current members of the Mid-American Conference (MAC) and 11-2-1 all-time against teams who were in the MAC at the time of the game.

San Diego State also dropped to 37-3 in its last 40 games when leading after three quarters and had its 11-game winning streak snapped when not committing a turnover.

>>SCORING SUMMARY

Qtr	Time	Team	Scoring Play	Plays-Yds	TOP	Score
1st	12:26	CMU	Mattson 25-yd field goal	6-61	2:28	0-3
1st	6:13	SDSU	Cooper 3-yd run (PAT good)	6-75	1:56	7-3
1st	0:31	CMU	Lukes 8-yd pass f/Labas (PAT good)	12-75	5:42	7-10
2nd	12:43	SDSU	Wolfe 5-yd pass f/O'Neil (PAT good)	4-17	1:07	14-10
2nd	3:30	SDSU	Wolfe 26-yd pass f/O'Neil (PAT good)	3-73	0:53	21-10
2nd	0:26	CMU	Mattson 34-yd field goal	12-59	3:04	21-13
3rd	5:52	CMU	Harris 1-yd rush (2-pt. conversion failed)	15-77	7:29	21-19
4th	0:05	CMU	Mattson 46-yd field goal	15-52	1:51	21-22

INDIVIDUAL STATISTICS

>>SAN DIEGO STATE

Rushing	Att	Yds	TD	Long	Avg
Cooper	34	111	1	47	3.3
O'Neil	9	7	0	9	0.8
Davis	1	4	0	4	4.0
Poke	1	-4	0	-4	-4.0
Totals	45	118	1	47	2.6

Passing	C-A-I	Yds	TD	Long	Sack
O'Neil	14-23-0	246	1	43	4
Totals	14-23-0	246	1	43	4

Receiving	No.	Yds	TD	Long
Brown IV	8	149	0	43
Wolfe	3	40	2	26
Poke	2	23	0	13
Bennett	1	34	0	34
Totals	14	246	2	43

>>CENTRAL MICHIGAN

Rushing	Att	Yds	TD	Long	Avg
Lukes	16	76	0	18	4.8
Harris	13	41	1	18	3.2
Emanuel Jr.	6	32	0	19	5.3
Labas	7	5	0	10	0.7
Totals	42	154	1	19	3.7

Passing	C-A-I	Yds	TD	Long	Sack
Labas	24-43-1	275	1	60	3
Chapeau	1-1-0	23	0	23	0
Emanuel Jr.	0-1-0	0	0	0	0
TEAM	0-1-0	0	0	0	0
Totals	25-46-1	298	1	60	3

Receiving	No.	Yds	TD	Long
Boyd	6	51	0	14
Prewitt III	6	42	0	17
Lukes	3	57	1	43
Parker	3	28	0	16
Harris	2	66	0	60
Temple	2	17	0	12
Whiteside	1	23	0	23
Harris	1	8	0	8
Davis	1	6	0	6
Totals	25	298	1	60

Game 5

HAWAII

SAN DIEGO STATE

3	7	7	7	-	24
3	14	3	7	-	27

Oct. 5 | Snapdragon Stadium | San Diego, Calif. | 5:02 p.m. PT | Attendance: 31,307



TEAM STATISTICS

	UH	SDSU
FIRST DOWNS	24	19
Rushing	8	5
Passing	13	12
Penalty	3	2
NET YARDS RUSHING	84	99
Rushing Attempts	29	34
Average Per Rush	2.9	2.9
Rushing Touchdowns	0	2
Yards Gained Rushing	123	134
Yards Lost Rushing	39	35
NET YARDS PASSING	272	224
Completions-Attempts-Int	26-44-1	24-33-0
Average Per Attempt	6.2	6.8
Average Per Completion	10.5	9.3
Passing Touchdowns	3	1
TOTAL OFFENSE YARDS	356	323
Total offense plays	73	67
Average Gain Per Play	4.9	4.8
Fumbles: Number-Lost	1-0	0-0
Penalties: Number-Yards	7-66	9-104
PUNTS-YARDS	3-137	5-238
Average Yards Per Punt	45.7	47.6
Net Yards Per Punt	34.3	45.4
Inside 20	0	2
50+ Yards	1	2
Touchbacks	0	0
Fair catch	0	1
KICKOFF-YARDS	5-289	6-364
Average Yards Per Kickoff	57.8	60.7
Net Yards Per Kickoff	35.4	42.8
Touchbacks	2	1
Fair Catch Yards	0	1
Punt returns: Number-Yards-TD	1-11-0	3-34-0
Average Per Return	11.0	11.3
Kickoff returns: Number-Yds-TD	4-63-0	2-47-0
Average Per Return	15.8	23.5
Interceptions: Number-Yds-TD	0-0-0	1-(-5)-0
Fumble Returns: Number-Yds-TD	0-0-0	0-0-0
Miscellaneous Yards	0	0
Possession Time	30:56	29:04
1st Quarter	5:36	9:24
2nd Quarter	5:21	9:39
3rd Quarter	8:35	6:25
4th Quarter	11:24	3:36
Third-Down Conversions	8-14	6-16
Fourth-Down Conversions	1-2	3-3
Red-Zone Scores-Chances	2-2	5-5
Touchdowns	1	3
Field goals	1	2
Sacks By: Number-Yards	2-14	5-34
PAT Kicks	3-3	3-3
2Pts Conversions	0-0	0-0
Field Goals	1-1	2-2
Points off Turnover	0	7

▶▶ GAME NOTES

Big Notes

- San Diego State won its conference opener for the ninth time in the last 12 years.
- The Aztecs improved to 10-2 in their last 12 Mountain West home openers.
- SDSU is now 50-23 (.685) in its last 73 games regular season games against Mountain West opponents.
- San Diego State improved to 38-3 over its last 41 games when leading after three quarters.
- The Aztecs have played in consecutive games decided by three points or less for the first time since 2010 (lost at Brigham Young, 24-21, on Oct. 9 and won vs. No. 23 Air Force, 27-25, on Oct. 16).
- This was the fourth consecutive one-score game between SDSU and Hawai'i (San Diego State has won all four games by a combined 19 points). Six of the last seven games between the two teams have been decided by one score.
- SDSU improved to 52-4 over the last 56 games when winning the turnover battle.
- The Aztecs are now 78-41 (.655) since the start of the 2015 campaign.
- EDGE Trey White had three sacks and four tackles for loss for the second straight game. White is averaging 1.80 sacks per game (nine sacks in five games), which is just ahead NCAA record pace (Terrell Suggs averaged 1.71 while at Arizona State in 2002 (24 sacks in 14 games) and Washington's Zion Tupuola-Fetui averaged 1.75 during the 2020 COVID-19 pandemic season (seven sacks in four games).
- RB Marquez Cooper recorded his second straight 100-yard rushing game, third this season and 20th of his career with 109 yards and two touchdowns on 30 carries.

Aztecs Edge Hawai'i, 27-24

SAN DIEGO -- Marquez Cooper ran for 109 yards and two touchdowns, and true freshman quarterback Danny O'Neil threw for 224 yards and a score to lead San Diego State to a 27-24 win over Hawai'i on Saturday night in the Mountain West opener for both teams.

The Aztecs (2-3, 1-0 MW) only trailed for 2 minutes, 34 seconds (2:34) of the game, but had to rally in the fourth quarter to snap a three-game losing streak.

The Rainbow Warriors (2-3, 0-1 MW) took their only lead of the game early in the fourth when Brayden Schager connected on a 23-yard touchdown pass to Nick Cenacle to make it a 24-20 contest with 9:39 left. Schager's third touchdown strike of the game wrapped up a 14-play, 89-yard drive that used up 5:48 of clock.

SDSU, however, answered with an 8-play, 87-yard drive of its own, culminating with a 2-yard touchdown run by Cooper with 7:05 remaining. O'Neil found Nate Bennett on a 48-yard pass deep down the left side to get San Diego State into UH territory. The Aztecs later used a 17-yard rush by Cooper and a 14-yard pass from O'Neil to Jordan Napier on a third-and-4 situation from the 16 to set up Cooper's second TD run of the game.

Hawai'i got into SDSU territory, converting a third-and-5 and later an improbable fourth-and-18. After Trey White's third sack of the game, the Rainbow Warriors were facing a third-and-17 from the San Diego State 46 but Schager found Pofele Ashlock for a 15-yard gain. On fourth-and-2, Schager threw a quick screen to Ashlock, but the ball was deflected to Cenacle, who was then stopped by Krishna Clay short of the first-down marker.

The Aztecs ran Cooper three consecutive plays before punting deep into UH territory. After an incomplete deep pass with 10 seconds left, Marlem Louis sacked Schager to end the game to seal the SDSU victory.

After the teams exchanged field goals in the first quarter, Cooper put San Diego State up, 10-3, on a 9-yard touchdown with 4:49 left in the first half.

Hawai'i answered with 23-yard touchdown pass from Schager to Tylan Hines following a 6-play, 77-yard drive.

The Aztecs responded with an almost flawless 2-minute drill, going 75 yards on nine plays in 1:47, culminating with a 16-yard pass from O'Neil to Louis Brown IV with just six seconds remaining in the half. SDSU converted a fourth-and-4 on the drive and later took advantage of a defensive holding call on a third-and-9 situation, setting up the TD strike to Brown IV and entering halftime with a 17-10 lead.

After forcing a three-and-out to start the third quarter, San Diego State started in Rainbow Warrior territory when Napier returned a punt 12 yards to the UH 44. The Aztecs got into the red zone but had to settle for a 43-yard field goal by Gabe Plascencia after O'Neil was sacked on third-and-9 from on the 19-yard line.

Hawai'i cut into SDSU's 20-10 lead with a 12-play, 75-yard drive, ending with a 6-yard pass from Schager to Ashlock late in the third quarter, setting up San Diego State's heroics in the fourth.

O'Neil completed 24 of 33 passes for 224 yards and a touchdown, extending his streak of 113 attempts without an interception to start his collegiate career. He completed his first 10 passes of the game.

Cooper recorded his second straight 100-yard rushing game with 109 yards and two touchdowns on 30 carries. The active FBS rushing leader now has three 100-yard games this season and 20 for his career.

White finished with three sacks and four tackles for loss for a second straight game for the Aztecs, who won their conference opener for the ninth time in the last 12 years and improved to 10-2 in their last 12 MW home openers.

It was the fourth consecutive one-score game between SDSU and Hawai'i.

>>SCORING SUMMARY

Qtr	Time	Team	Scoring Play	Plays-Yds	TOP	Score
1st	5:35	SDSU	Plascencia 24-yd field goal	16-53	6:38	0-3
1st	0:43	UH	Matsuzawa 30-yd field goal	15-77	4:49	3-3
2nd	4:49	SDSU	Cooper 9-yd rush (PAT good)	8-55	3:37	10-3
2nd	1:53	UH	Hines 23-yd pass f/Schager (PAT good)	6-77	2:50	10-10
2nd	0:06	SDSU	Brown IV 16-yd pass f/O'Neil (PAT good)	9-75	1:47	17-10
3rd	8:33	SDSU	Plascencia 43-yd field goal	10-19	4:46	20-10
3rd	2:06	UH	Ashlock 6-yd pass f/Schager (PAT good)	12-75	6:27	20-17
4th	9:39	UH	Cenacle 23-yd pass f/Schager (PAT good)	14-89	5:49	20-24
4th	7:05	SDSU	Cooper 2-yd rush (PAT good)	8-87	2:30	27-24

INDIVIDUAL STATISTICS

>>HAWAII

Rushing	Att	Yds	TD	Long	Avg
Simes	8	36	0	14	4.5
Schager	16	21	0	14	1.3
Hines	2	19	0	11	9.5
Barfield	3	8	0	5	2.7
Totals	29	84	0	14	2.9

Passing	C-A-I	Yds	TD	Long	Sack
Schager	26-44-1	272	3	23	5
Totals	26-44-1	272	3	23	5

Receiving	No.	Yds	TD	Long
Ashlock	8	77	1	19
Cenacle	3	56	1	23
Hines	3	33	1	23
Curtis	2	36	0	19
Crowdus	2	23	0	14
Barfield	2	21	0	18
Panoke	2	13	0	11
Sims	1	10	0	10
Perry	1	5	0	5
Cordero	1	-1	0	0
Nishigaya	1	-1	0	0
Totals	26	272	3	23

>>SAN DIEGO STATE

Rushing	Att	Yds	TD	Long	Avg
Cooper	30	109	2	31	3.6
O'Neil	4	-10	0	3	-2.5
Totals	34	99	2	31	2.9

Passing	C-A-I	Yds	TD	Long	Sack
O'Neil	24-33-0	224	1	48	2
Totals	24-33-0	224	1	48	2

Receiving	No.	Yds	TD	Long
Napier	5	41	0	19
Brown IV	5	40	1	16
Bennett	4	74	0	48
Poke	4	38	0	15
Cooper	4	28	0	12
Wolfe	1	5	0	5
Shaw	1	-2	0	0
Totals	24	224	1	48

Game 6

SAN DIEGO STATE	10	7	0	10	-	27
WYOMING	7	7	3	7	-	24

Oct. 12 | War Memorial Stadium | Laramie, Wyo. | 1:32 p.m. MT | Attendance: 23,155



TEAM STATISTICS

	SDSU	WYO
FIRST DOWNS	16	19
Rushing	6	7
Passing	9	9
Penalty	1	3
NET YARDS RUSHING	102	190
Rushing Attempts	35	41
Average Per Rush	2.9	4.6
Rushing Touchdowns	1	2
Yards Gained Rushing	133	226
Yards Lost Rushing	31	36
NET YARDS PASSING	254	181
Completions-Attempts-Int	16-27-1	12-31-2
Average Per Attempt	9.4	5.8
Average Per Completion	15.9	15.1
Passing Touchdowns	1	1
TOTAL OFFENSE YARDS	356	371
Total offense plays	62	72
Average Gain Per Play	5.7	5.2
Fumbles: Number-Lost	0-0	0-0
Penalties: Number-Yards	9-67	7-60
PUNTS-YARDS	7-330	7-297
Average Yards Per Punt	47.1	42.4
Net Yards Per Punt	41.4	38.1
Inside 20	2	3
50+ Yards	2	1
Touchbacks	2	0
Fair catch	1	1
KICKOFF-YARDS	6-390	5-321
Average Yards Per Kickoff	65.0	64.2
Net Yards Per Kickoff	40	41
Touchbacks	6	3
Fair Catch Yards	0	0
Punt returns: Number-Yards-TD	3-30-0	2-0-0
Average Per Return	10.0	0.0
Kickoff returns: Number-Yds-TD	2-41-0	0-0-0
Average Per Return	20.5	0.0
Interceptions: Number-Yds-TD	2-85-1	1-0-0
Fumble Returns: Number-Yds-TD	0-0-0	0-0-0
Miscellaneous Yards	0	0
Possession Time	29:17	30:43
1st Quarter	10:34	04:26
2nd Quarter	05:10	09:50
3rd Quarter	05:23	09:37
4th Quarter	08:10	06:50
Third-Down Conversions	3-13	6-16
Fourth-Down Conversions	0-1	1-1
Red-Zone Scores-Chances	3-3	2-2
Touchdowns	1	1
Field goals	2	1
Sacks By: Number-Yards	6-34	1-4
PAT Kicks	3-3	3-3
2Pts Conversions	0-0	0-0
Field Goals	2-2	1-2
Points off Turnover	10	0

▶▶ GAME NOTES

Big Notes

- San Diego State improved to 2-0 in Mountain West play for the ninth time in league history (also 2002, 2013, 2015, 2016, 2017, 2018, 2020 and 2021).
- After starting 2-0 in league play, the Aztecs won the MW championship in both 2015 and 2016.
- SDSU won its Mountain West road opener for the 15th time in league history and first time since a seven-year stretch from 2015-2021.
- San Diego State won its sixth straight game against a team coming off an idle week (bye week).
- The Aztecs have won 10 of their last 11 games against teams coming off an idle week dating back to a Sept. 20, 2014 loss at Oregon State.
- SDSU has played in three consecutive games decided by three points or less for the first time since 1978 (lost at Miami, 16-14; won vs. New Mexico, 27-24; lost vs. Utah, 20-18).
- SDSU won the turnover battle for the fourth time in six games this season. San Diego State is now 20-3 since 2020 when winning the turnover battle and 53-5 since 2020. The Aztecs have won 22 of their last 25 games (22-3) when winning the turnover battle.
- San Diego State has back-to-back wins by the same score (in this case 27-24) for the first time in its Division I history (since 1969)).
- SDSU has consecutive three-point victories for the first time since 1995 (30-27 vs. Nevada on Sept. 28 and 24-21 at Utah on Oct. 7).
- The Aztecs improved to 51-23 (.689) in their last 74 regular season games against Mountain West opponents.
- SDSU is now 79-41 (.658) since the start of the 2015 campaign, which is the 20th-best record in the country over that span.

SDSU Rallies Past Wyoming, 27-24

LARAMIE, Wyo. -- True freshman quarterback Danny O'Neil connected with redshirt freshman Jordan Napier on consecutive big pass plays to tie the game in the fourth quarter and Gabe Plascencia nailed a 28-yard field goal for what proved to be the game-winning points to lead San Diego State to a 27-24 win at Wyoming on Saturday.

The Aztecs (3-3) improved to 2-0 in Mountain West play for the first time since 2021 in a game that featured six lead changes and moved into a tie with Boise State and UNLV atop the league standings.

Trailing, 24-17, early in the fourth quarter after Cowboy (1-5, 1-1 MW) quarterback Evan Svoboda raced 51 yards on a QB keeper, SDSU answered through the air. After consecutive incompletions and facing a third-and-10, O'Neil found Napier down the right side of the field for a 53-yard pass. It was the longest play of the season for San Diego State. O'Neil then went right to Napier again with a 27-yard strike to silence the 23,155 fans at War Memorial Stadium.

After forcing UW to punt on its next possession, the Aztecs got the ball back on their own 18 and went 77 yards on seven plays with Plascencia kicking the winning field goal with 7:35 left. O'Neil started with a 41-yard pass to Nate Bennett, making it 121 passing yards by O'Neil over the previous three plays of the game.

Wyoming got the ball back and managed a 24-yard run on its first snap, but just one yard over its next three before having to punt it back to SDSU.

San Diego State was forced to punt, and the Cowboys got the ball back on its own 26 with 4:27 remaining. After two rushes for seven yards, Ryan Henderson sacked Svoboda on third-and-3, forcing UW to punt once again.

Marquez Cooper ran for 18 yards on a second-and-8 situation, but the Aztecs were later stopped at the Wyoming 36. Tyler Pastula, however, angled a punt that stopped at the UW 7.

Following a false start, Svoboda found Tyler King for 19 yards to get to the 23. Henderson and Dominic Oliver then sacked Svoboda to end the game and give the Aztecs their first road win in a MW opener since 2021.

SDSU took a 3-0 lead on a 22-yard field goal by Plascencia midway through the first quarter after Chris Johnson intercepted Svoboda and ran it back 42 yards to the Wyoming 10.

The Cowboys responded in just two plays as they completed a flea flicker with Svoboda finding a wide-open Jaylen Sargent for a 70-yard completion.

Late in the first quarter, Eric Butler picked off Svoboda's pass and ran it 43 yards back for a touchdown. It was Butler's first career interception and San Diego State's third defensive touchdown of the season.

UW regained the lead on its ensuing drive, going 75 yards on 12 plays. Wyoming converted a fourth-and-6 on the drive and earned a first down on a pass interference on third-and-7, before Sam Scott punched it in from a yard out, making it a 14-10 advantage.

The Aztecs responded with an 8-play, 75-yard drive of their own. The big play came on a 32-yard pass from Danny O'Neil to Jude Wolfe to get to the Cowboy 10. Marquez Cooper later rushed it in from four yards out as SDSU entered halftime with a 17-14 lead.

Wyoming tied it with a 42-yard field goal by John Hyland on its first drive of the third quarter before setting up San Diego State's fourth-quarter heroics.

O'Neil threw for a career-high 254 yards and a touchdown, completing 16 of 27 passes.

Cooper rushed for 87 yards and a touchdown on 25 carries, while Ja'Shaun Poke caught eight passes for 60 yards and Napier four catches for 91 yards.

It was the second straight 27-24 game for the Aztecs after beating Hawai'i at home on Oct. 5 and was the first time in SDSU's Division I history (since 1969) with back-to-back games by the same score. San Diego State has consecutive three-point victories for the first time since 1995.

Kyle Moretti led the Aztecs with seven tackles, while Trey White had two sacks, giving him multiple sacks in four consecutive games.

It was SDSU's first trip to Laramie since it played there twice in a three-week span in 2016.

>>SCORING SUMMARY

Qtr	Time	Team	Scoring Play	Plays-Yds TOP	Score
1st	06:27	SDSU	Plascencia 22-yd FG	4-6 1:21	3-0
1st	05:46	WYO	Sargent 70-yd pass f/Svoboda (PAT good)	2-75 0:41	3-7
1st	0:02	SDSU	Butler 43 yd interception return (PAT good)	-- --	10-7
2nd	09:08	WYO	Scott 1-yd run (PAT good)	12-75 5:54	10-14
2nd	05:14	SDSU	Cooper 4 yd run (PAT good)	8-75 3:54	17-14
3rd	10:05	WYO	Hyland 42 yd FG	15-50 4:55	17-17
4th	14:50	WYO	Svoboda 51 yd run (PAT good)	6-78 2:17	17-24
4th	13:54	SDSU	Napier 27 yd pass f/O'Neil (PAT good)	4-80 0:49	24-24
4th	07:35	SDSU	Plascencia 28 yd FG	7-77 3:36	27-24

INDIVIDUAL STATISTICS

>>SAN DIEGO STATE

Rushing	Att	Yds	TD	Long	Avg
Cooper	25	87	1	26	3.5
Davis	3	7	0	4	2.3
O'Neil	6	4	0	9	0.7
Poke	1	4	0	4	4.0
Totals	35	102	1	26	2.9

Passing	C-A-I	Yds	TD	Long	Sack
O'Neil	16-27-1	254	1	53	2
Totals	16-27-1	254	1	53	2

Receiving	No.	Yds	TD	Long
Poke	8	60	0	19
Napier	4	91	1	53
Brown IV	2	30	0	19
Bennett	1	41	0	41
Wolfe	1	32	0	32
Totals	16	254	1	53

>>WYOMING

Rushing	Att	Yds	TD	Long	Avg
Scott	20	94	1	27	4.7
Svoboda	14	55	1	51	3.9
Ferrell	6	24	0	8	4.0
Williams	1	17	0	17	17.0
Totals	41	190	2	51	4.6

Passing	C-A-I	Yds	TD	Long	Sack
Svoboda	12-31-2	181	1	70	6
Totals	12-31-2	181	1	70	6

Receiving	No.	Yds	TD	Long
Gyllenberg	4	48	0	19
Sargent	2	84	1	70
King	2	34	0	19
Scott	2	2	0	9
Pelissier	1	7	0	7
Stevenson	1	6	0	6
Totals	12	181	1	70

Game 7

WASHINGTON STATE	7	7	0	15	-	29
SAN DIEGO STATE	6	6	7	7	-	26

Oct. 26 | Snapdragon Stadium | San Diego, Calif. | 7:32 p.m. PT | Attendance: 26,937



TEAM STATISTICS

	WSU	SDSU
FIRST DOWNS	22	21
Rushing	8	5
Passing	11	15
Penalty	3	1
NET YARDS RUSHING	114	130
Rushing Attempts	40	30
Average Per Rush	2.8	4.3
Rushing Touchdowns	2	2
Yards Gained Rushing	145	150
Yards Lost Rushing	31	20
NET YARDS PASSING	257	284
Completions-Attempts-Int	19-27-0	28-41-1
Average Per Attempt	9.5	6.9
Average Per Completion	13.5	10.1
Passing Touchdowns	2	1
TOTAL OFFENSE YARDS	371	414
Total offense plays	67	71
Average Gain Per Play	5.5	5.8
Fumbles: Number-Lost	2-1	0-0
Penalties: Number-Yards	4-45	8-78
PUNTS-YARDS	3-108	4-141
Average Yards Per Punt	36.0	35.2
Net Yards Per Punt	36	36
Inside 20	1	0
50+ Yards	0	0
Touchbacks	0	0
Fair catch	2	2
KICKOFF-YARDS	5-317	5-273
Average Yards Per Kickoff	63.4	54.6
Net Yards Per Kickoff	41.2	38.2
Touchbacks	2	0
Fair Catch Yards	0	10
Punt returns: Number-Yards-TD	1--3-0	0-0-0
Average Per Return	-3.0	0.0
Kickoff returns: Number-Yds-TD	3-57-0	3-61-0
Average Per Return	19.0	20.3
Interceptions: Number-Yds-TD	1-20-0	0-0-0
Fumble Returns: Number-Yds-TD	0-0-0	0-0-0
Miscellaneous Yards	0	0
Possession Time	30:27	29:33
1st Quarter	05:28	09:32
2nd Quarter	06:13	04:34
3rd Quarter	07:23	07:37
4th Quarter	07:10	07:50
Third-Down Conversions	5-12	5-14
Fourth-Down Conversions	1-3	1-2
Red-Zone Scores-Chances	1-1	3-4
Touchdowns	1	2
Field goals	0	1
Sacks By: Number-Yards	4-18	3-16
PAT Kicks	3-3	2-2
2Pts Conversions	1-1	0-1
Field Goals	0-0	2-2
Points off Turnover	8	7

▶▶ GAME NOTES

Big Notes

- San Diego State has played in four consecutive games decided by three points or less for the first time in its Division I history (since 1969). The Aztecs' last four games have been decided by a total of 10 points (SDSU is 2-2 in those games).
- San Diego State has played in three consecutive games decided by the same score (in this case, three points) for just the second time in its Division I history (the Aztecs played three straight seven-point games in 2013).
- SDSU fell to 7-8 against the Pac-12 since the start of the 2016 season.
- San Diego State fell to 38-4 over the last 42 games when leading at the end of the third quarter.
- On the season, the Aztecs are now outscoring the opposition, 45-14, in points off turnovers.
- SDSU is 79-42 (.653) since the start of the 2015 campaign, which is the 20th-best record in the country over that span.
- This was just the second home game for San Diego State a 49-day span (also Oct. 5 vs. Hawai'i).
- This was the first 29-26 final in the Aztecs' DI history.
- RB Marquez Cooper ran for 78 yards and now has 4,604 yards for his career, which ranks 49th in NCAA history (according to SportsReference.com). Some of the players he passed tonight include both Faulk brothers (Kevin - 4,557 and Marshall - 4,589), Darren McFadden (4,590) and Thurman Thomas (4,595).
- Series Notes**
- San Diego State fell to 1-2 all-time against Washington State.

Cougars Thwart Aztecs' Upset Bid, 29-26

SAN DIEGO — Upset-minded San Diego State gave visiting Washington State all it could handle Saturday but was unable to build on a 12-point lead early in the fourth quarter before dropping a tough 29-26 decision on Homecoming Night at Snapdragon Stadium.

Despite maintaining the edge in total yards (414-371), the Aztecs surrendered two fourth-quarter touchdowns allowing the Cougars to escape.

With the setback, SDSU slips to 3-4 on the season, while WSU moves to 7-1 overall.

Marquez Cooper rushed for 78 yards on 18 carries with two touchdowns, marking his 13th career game with multiple scores.

In addition, the Aztecs received season highs of 10 receptions and 80 yards from Ja'Shaun Poke, while Danny O'Neil finished with 22 completions on 34 attempts for 195 yards and one interception. Trailing 14-12 midway through the third quarter, SDSU caught a major break when the Jelani Whitmore pounced on a muffed punt by the Cougars' Tony Freeman at the WSU 43. Three plays later, SDSU reached into its bag of tricks, as Jordan Napier connected with a wide-open Nate Bennett on an option pass for a 27-yard touchdown that put the Scarlet and Black in front, 19-14.

Following a Cougar punt, the Aztecs increased their lead to 26-14 early in the final period when Cooper's 1-yard plunge into the end zone punctuated an 11-play 69-yard march.

WSU needed just three plays to respond, as John Mateer hit Carlos Hernandez for a 34-yard touchdown strike, narrowing the gap to 26-21 with 12:09 remaining in the contest.

San Diego State seemed poised to hold serve on its next possession after Napier made a spectacular grab in tight single coverage for a 31-yard gain on a third-and-9 situation, while Harrison followed with a 13-yard grab that gave the hosts a first down at the Cougar 17. However, the momentum abruptly shifted three plays later when Taariq Al-Uqadah stepped in front of an O'Neil pass and returned the ball 20 yards to the WSU 37.

Mateer found Hernandez once again for a 15-yard gain before twice calling his own number on a 15-yard keeper and a 2-yard touchdown run. Adding insult to injury, Mateer caught the ensuing two-point conversion from receiver Kris Hutson on a fumbled reverse.

SDSU reached the Cougar 47 on its next drive, but a personal-foul penalty thwarted the advance, as the Scarlet and Black elected to punt from its own 41 with 2:19 left.

WSU gained one first down, forcing the Aztecs to use their final two timeouts. With just 28 seconds left, the Cougars punted, but a roughing the kicker penalty gave the visitors an automatic first down to seal the game.

Defensively, SDSU was led by Tano Letuli, who finished with a career-high 10 tackles, while Chris Johnson totaled eight stops of his own, including six solo efforts. In addition, the Aztecs registered three sacks of Mateer.

The Cougars marched 65 yards in five plays on their first possession when Mateer dialed up a flea flicker and connected with Cooper Mathers on a 26-yard scoring strike.

Shortly thereafter, the Aztecs responded with a pair of Gabriel Plascencia field goals.

WSU reached the red zone on its ensuing possession with Mateer sneaking it in from a yard out.

After the teams exchanged fourth-down stops late in the second period, O'Neil returned to the Aztec huddle and directed a 6-play, 60-yard scoring drive, capped by Cooper's 7-yard touchdown burst with 17 seconds left before intermission. However, the conversion attempt went awry, leaving SDSU two points behind at 14-12.

>>SCORING SUMMARY

Qtr	Time	Team	Scoring Play	Plays-Yds	TOP	Score
1st	12:26	WSU	Mathers 26-yd. pass f/Mateer (PAT good)	5-65	1:37	0-7
1st	8:54	SDSU	Plascencia 46-yd field goal	10-47	3:32	3-7
1st	0:00	SDSU	Plascencia 28-yd field goal	10-60	5:03	6-7
2nd	7:19	WSU	Mateer 1-yd rush (PAT good)	16-74	7:43	6-14
2nd	0:17	SDSU	Cooper 7-yd rush (2-pt. attempt failed)	6-60	1:41	12-14
3rd	7:05	SDSU	Bennett 27-yd pass f/Napier (PAT good)	3-43	1:06	19-14
4th	13:39	SDSU	Cooper 1-yd rush (PAT good)	11-69	5:23	26-14
4th	12:08	WSU	Hernandez 34-yd pass f/Mateer (PAT good)	4-80	1:27	26-21
4th	5:03	WSU	Mateer 2-yd rush (2-pt. conversion)	7-63	3:28	26-29

INDIVIDUAL STATISTICS

>>WASHINGTON STATE

Rushing	Att	Yds	TD	Long	Avg
Mateer	21	42	2	18	2.0
Parker	9	33	0	10	3.7
Williams	1	22	0	22	22.0
Schlenbaker	4	15	0	8	3.8
Barfield	4	6	0	3	1.5
Totals	40	114	2	22	2.8

Passing	C-A-I	Yds	TD	Long	Sack
Mateer	19-27-0	257	2	34	3
Totals	19-27-0	257	2	34	3

Receiving	No.	Yds	TD	Long
Williams	5	74	0	33
Hernandez	4	65	1	34
Shackelford	3	27	0	13
Hutson	3	16	0	15
Meredith	2	44	0	30
Mathers	1	26	1	26
Pulalasi	1	5	0	5
Totals	19	257	2	34

>>SAN DIEGO STATE

Rushing	Att	Yds	TD	Long	Avg
Cooper	18	78	2	20	4.3
Davis	1	38	0	38	38.0
Tupou'ata-Johnson	5	16	0	9	3.2
Poke	1	1	0	1	1.0
O'Neil	5	-3	0	7	-0.6
Totals	30	130	2	38	4.3

Passing	C-A-I	Yds	TD	Long	Sack
O'Neil	22-34-1	195	0	31	3
Tupou'ata-J	4-5-0	41	0	14	1
Herman	1-1-0	21	0	21	0
Napier	1-1-0	27	1	27	0
Totals	28-41-1	284	1	31	4

Receiving	No.	Yds	TD	Long
Poke	10	80	0	21
Harrison	6	46	0	18
Bennett	5	73	1	27
Napier	3	44	0	31
Shaw	3	35	0	13
Cooper	1	6	0	6
Totals	28	284	1	31

Game 8

SAN DIEGO STATE	0	10	0	14	-	24
BOISE STATE	21	14	7	14	-	56

Nov. 1 | Albertsons Stadium | Boise, Idaho | 6:10 p.m. MT | Attendance: 36,838



TEAM STATISTICS

	SDSU	BS
FIRST DOWNS	12	34
Rushing	6	14
Passing	6	18
Penalty	0	2
NET YARDS RUSHING	101	219
Rushing Attempts	26	46
Average Per Rush	3.9	4.8
Rushing Touchdowns	1	3
Yards Gained Rushing	131	229
Yards Lost Rushing	30	10
NET YARDS PASSING	155	322
Completions-Attempts-Int	14-30-2	26-34-0
Average Per Attempt	5.2	9.5
Average Per Completion	11.1	12.4
Passing Touchdowns	2	4
TOTAL OFFENSE YARDS	256	541
Total offense plays	56	80
Average Gain Per Play	4.6	6.8
Fumbles: Number-Lost	0-0	0-0
Penalties: Number-Yards	5-42	4-37
PUNTS-YARDS	4-201	2-89
Average Yards Per Punt	50.2	44.5
Net Yards Per Punt	50.2	37.5
Inside 20	2	0
50+ Yards	1	0
Touchbacks	0	0
Fair catch	3	0
KICKOFF-YARDS	5-307	9-530
Average Yards Per Kickoff	61.4	58.9
Net Yards Per Kickoff	40	34.2
Touchbacks	4	6
Fair Catch Yards	7	0
Punt returns: Number-Yards-TD	1-14-0	0-0-0
Average Per Return	14.0	0.0
Kickoff returns: Number-Yds-TD	3-72-0	0-0-0
Average Per Return	24.0	0.0
Interceptions: Number-Yds-TD	0-0-0	2-35-1
Fumble Returns: Number-Yds-TD	0-0-0	0-0-0
Miscellaneous Yards	0	0
Possession Time	20:28	39:32
1st Quarter	05:28	09:32
2nd Quarter	04:27	10:33
3rd Quarter	02:32	12:28
4th Quarter	08:01	06:59
Third-Down Conversions	2-14	9-13
Fourth-Down Conversions	6-6	2-2
Red-Zone Scores-Chances	2-2	7-7
Touchdowns	1	7
Field goals	1	0
Sacks By: Number-Yards	1-1	3-25
PAT Kicks	3-3	8-8
2Pts Conversions	0-0	0-0
Field Goals	1-1	0-0
Points off Turnover	0	14

▶▶ GAME NOTES

TEAM NOTES

- SDSU fell to 2-3 all-time at Boise State. The rest of the Mountain West is 10-96 (.094).
 - This was the sixth time in 10 all-time meetings that one of the schools was nationally ranked. The nationally-ranked team is now 3-3 in the series.
 - The Aztecs fell to 2-1 on the season when having less rest than their opponent (in this case, six days in between games to Boise State's seven days).
 - SDSU fell to 10-8 all-time vs. Division I schools that call the state of Idaho home. SDSU is 3-0 against Idaho State, 3-2 in contests with Idaho and 4-6 against Boise State.
 - San Diego State fell to 79-43 (.648) since the start of the 2015 campaign, which is the 20th best record in the country over that span.
 - SDSU was 6-for-6 on fourth down, its most fourth down conversions in a game since at least the 1996 season.
 - San Diego State allowed just its second 100-yard rusher of the season. Ashton Jeanty, who came into weekend averaging 196.6 yards per game, rushed for 149 tonight on 31 carries (4.8 avg.).
 - San Diego State fell to 68-19 since 2015 when scoring just 20-plus points (3-3 this year).
- SERIES NOTES**
- San Diego State fell to 4-6 all-time against Boise State.
 - The Aztecs dropped to 2-3 all-time at Boise State.
 - SDSU fell to 1-2 all-time vs. the Broncos when they were nationally ranked.

Aztecs Fall at No. 15/19 Boise State

BOISE, Idaho -- San Diego State was unable to recover from a shaky start in a 56-24 loss at No. 15/19 Boise State Friday night in Boise. It was the first setback in Mountain West play for the Aztecs (3-5, 2-1 MW).

The Broncos (7-1, 4-0 MW) jumped out to a 28-0 lead before SDSU even got into BS territory. Maddux Madsen connected on consecutive touchdown passes to Latrell Caples from 18 and 19 yards, and then A'Marion McCoy picked off San Diego State true freshman quarterback Danny O'Neil and ran it back 35 yards to make it 21-0 Boise State after the first quarter.

Another O'Neil interception early in the second quarter led to Madsen's third touchdown pass of the half, this time finding Prince Strachan from 14 yards out.

The Aztecs finally got on the scoreboard as O'Neil connected on a 40-yard pass to Jordan Napier on a third-and-13 situation. SDSU's drive, however, stalled and Gabe Plascencia nailed a 27-yard field goal.

San Diego State forced a Bronco punt and responded with a 6-yard touchdown run by Marquez Cooper. It took the Aztecs just five plays to get 65 yards, thanks mainly to a 42-yard gain by Cooper on the second play of the drive.

BS, however, answered with a 13-play, 75-yard drive that ate up 5:36 of clock, twice converting third downs before Madsen's touchdown pass to Caples on fourth-and-1 from the SDSU 14 gave Boise State a 35-10 lead at the half.

The Broncos took their opening drive in the second half 75 yards, ending with a 4-yard touchdown run by Ashton Jeanty.

After the teams exchanged punts, BS went 90 yards on 13 plays over 6:27 before another 4-yard run by Jeanty made it 49-10, Boise State. The Broncos converted two third downs on the drive and got another first down on a fourth-and-3 when BS faked a punt with a 32-point lead.

San Diego State wouldn't give up and put together an impressive drive that went 75 yards on 16 plays. The Aztecs converted four fourth downs on the drive with an 8-yard run by Cooper on a fourth-and-2, a 3-yard run by Cooper on a fourth-and-1, a 10-yard pass from O'Neil to Napier on a fourth-and-8 and finally a 30-yard touchdown pass from O'Neil to Napier on a fourth-and-5.

Boise State got one back with a 2-yard run by Tyler Crowe to take a 56-17 lead.

Chris Johnson took the ensuing kickoff 46 yards to the SDSU 46. On a third-and-12 seven plays later, O'Neil found Mekhi Shaw, who made a diving catch in the end zone for the final points of the game.

O'Neil was 14 of 30 for 155 yards, two touchdowns and two interceptions. Cooper rushed for 94 yards on just 16 attempts (5.9 avg.) and Napier had a game-high eight catches for 79 yards.

San Diego State held Jeanty, who came into Friday averaging 196.6 yards per game, to 149 tonight on 31 carries (4.8 avg.). Madsen completed 24 of 32 passes for 307 yards and four touchdowns.

Tano Letuli had a game-high 10 tackles to lead the Aztecs for a second straight contest. Kyle Moretti and Bryce Phillips chipped in with six tackles apiece.

SDSU fell to 2-3 all-time at Boise State with the rest of the Mountain West going 10-96 (.094).

San Diego State was 6-for-6 on fourth down in the game, matching the most conversions in FBS play without a fail since 2007.

>> SCORING SUMMARY

Qtr	Time	Team	Scoring Play	Plays-Yds TOP	Score
1st	10:34	BS	Caples 18-yd pass f/Madsen (PAT good)	8-66	3:35
1st	1:39	BS	Caples 19-yd pass f/Madsen (PAT good)	10-75	5:48
1st	1:31	BS	McCoy 35-yd interception return (PAT good)	--	--
2nd	11:35	BS	Strachan 14-yd pass f/Madsen (PAT good)	9-58	3:34
2nd	9:12	SDSU	Plascencia 27-yd field goal	8-52	2:19
2nd	5:58	SDSU	Cooper 6-yd run (PAT good)	5-65	1:42
2nd	0:22	BS	Caples 14-yd pass f/Madsen (PAT good)	13-75	5:36
3rd	10:13	BS	Jeanty 4-yd run (PAT good)	9-75	4:47
4th	13:03	BS	Jeanty 4-yd run (PAT good)	13-90	6:27
4th	7:35	SDSU	Napier 30-yd pass f/O'Neil (PAT good)	16-75	5:28
4th	3:03	BS	Crowe 2-yd run (PAT good)	8-75	4:32
4th	0:30	SDSU	M. Shaw 30-yd pass f/O'Neil (PAT good)	7-54	2:21

INDIVIDUAL STATISTICS

>> SAN DIEGO STATE

Rushing	Att	Yds	TD	Long	Avg
Cooper	16	94	1	42	5.9
Davis	5	29	0	19	4.8
White	1	4	0	4	4.0
O'Neil	4	-21	0	4	-5.2
Totals	26	131	1	42	3.9
Passing	C-A-I	Yds	TD	Long	Sack
O'Neil	14-30-2	155	2	40	3
Totals	14-30-2	155	2	40	3
Receiving	No.	Yds	TD	Long	
Napier	8	79	1	40	
Poke	3	16	0	8	
Shaw	2	41	1	30	
Bennett	1	12	0	12	
Cooper	0	7	0	7	
Totals	14	155	2	46	

>> BOISE STATE

Rushing	Att	Yds	TD	Long	Avg
Jeanty	31	149	2	35	4.8
Madsen	4	25	0	14	6.2
Riley	4	16	0	11	4.0
Crowe	5	14	1	14	2.8
Bates	1	9	0	9	9.0
O'Neil	1	6	0	6	6.0
Totals	46	219	3	35	4.8
Passing	C-A-I	Yds	TD	Long	Sack
Madsen	24-32-0	307	4	22	1
Nelson	2-2-0	15	0	15	0
Totals	26-34-0	322	4	22	1
Receiving	No.	Yds	TD	Long	
Caples	6	90	3	19	
Camper	4	50	0	14	
Strachan	4	49	1	22	
Penry	3	28	0	11	
Jeanty	2	31	0	16	
Wagner	2	23	0	14	
Lauter	2	18	0	10	
Bolt	1	18	0	18	
Bates	1	11	0	11	
Crowe	1	4	0	4	
Totals	26	322	4	22	

Game 9

NEW MEXICO	14	0	0	7	-	21
SAN DIEGO STATE	3	10	3	0	-	16

Nov. 8 | Snapdragon Stadium | San Diego, Calif. | 7:35 p.m. PT | Attendance: 21, 832



TEAM STATISTICS

	UNM	SDSU
FIRST DOWNS	21	26
Rushing	13	12
Passing	7	9
Penalty	1	5
NET YARDS RUSHING	300	146
Rushing Attempts	35	46
Average Per Rush	8.6	3.2
Rushing Touchdowns	2	0
Yards Gained Rushing	302	164
Yards Lost Rushing	2	18
NET YARDS PASSING	175	195
Completions-Attempts-Int	16-24-0	26-42-0
Average Per Attempt	7.3	4.6
Average Per Completion	10.9	7.5
Passing Touchdowns	1	1
TOTAL OFFENSE YARDS	475	341
Total offense plays	59	88
Average Gain Per Play	8.1	3.9
Fumbles: Number-Lost	0-0	0-0
Penalties: Number-Yards	8-104	8-65
PUNTS-YARDS	5-165	5-206
Average Yards Per Punt	33.0	41.2
Net Yards Per Punt	32.2	37.8
Inside 20	2	3
50+ Yards	1	1
Touchbacks	0	0
Fair catch	3	1
KICKOFF-YARDS	4-212	5-266
Average Yards Per Kickoff	53.0	53.2
Net Yards Per Kickoff	26.8	37.2
Touchbacks	0	1
Fair Catch Yards	0	6
Punt returns: Number-Yards-TD	1-17-0	1-4-0
Average Per Return	17.0	4.0
Kickoff returns: Number-Yds-TD	2-40-0	4-105-0
Average Per Return	20.0	26.2
Interceptions: Number-Yds-TD	0-0-0	0-0-0
Fumble Returns: Number-Yds-TD	0-0-0	0-0-0
Miscellaneous Yards	0	0
Possession Time	24:58	35:02
1st Quarter	03:36	11:24
2nd Quarter	06:55	08:05
3rd Quarter	05:37	09:23
4th Quarter	08:50	06:10
Third-Down Conversions	5-11	11-20
Fourth-Down Conversions	0-1	0-0
Red-Zone Scores-Chances	1-2	4-4
Touchdowns	1	1
Field goals	0	3
Sacks By: Number-Yards	2-11	0-0
PAT Kicks	3-3	1-1
2Pts Conversions	0-0	0-0
Field Goals	0-0	3-3
Points off Turnover	0	0

▶▶ GAME NOTES

TEAM NOTES

- San Diego State had its nine-game winning streak snapped against New Mexico. The nine-game winning streak was tied for the Aztecs' longest against a team (also New Mexico State).
- It was the first win in the series by the Lobos since 2008.
- SDSU fell to 2-3 on the season in one-score games (all happening over its last six). The five one-scores games have been decided by a total of 15 points.
- San Diego State overcame its largest deficit (11 points) since overcoming a 14-point deficit to San Jose State on Nov. 12, 2022 and winning, 43-27.
- The Aztecs fell to 79-44 (.642) since the start of the 2015 campaign, which is the 20th-best record in the country over that span.
- SDSU fell to 51-25 (.671) in its last 76 regular-season games against Mountain West opponents.
- San Diego State fell to 38-5 over its last 43 games when leading after the end of the third quarter.
- The Aztecs allowed just their third 100-yard rusher of the season.
- SDSU allowed just seven points in the second half, its fewest since also surrendering seven at Colorado State on Nov. 11, 2023.
- San Diego State had 26 first downs, its most since getting 31 vs. No. 24 UTSA in the 2021 Frisco Bowl.
- The Aztecs had five more first downs than UNM, their largest advantage against an FBS opponent since having nine more than at New Mexico on Nov. 18, 2022.
- SDSU ran its most plays (88) since running 99 against Eastern Illinois on Aug. 28, 2013.
- San Diego State played in its first turnover free game since Nov. 13, 2021 vs. Nevada.
- The Aztecs had more time of possession than their opponent for the first time this season.
- SDSU had an advantage in penalty yards (less than New Mexico) for the first time this season.
- San Diego State had its most third down conversions (11) since having 11 at San Jose State on Nov. 4, 2017.
- The Aztecs had their highest third down percentage (55.0) since having a 55.8 mark at No. 14 Brigham Young on Dec. 12,

SDSU Edged by New Mexico, 21-16

SAN DIEGO – San Diego State rallied from an early 14-3 deficit but was unable to hold on in a 21-16 loss to New Mexico Friday night at Snapdragon Stadium.

Eli Sanders had two long touchdown runs in the first quarter and Devon Dampier had a go-ahead touchdown pass in the fourth as the Lobos (3-6, 3-3 MW) beat the Aztecs (3-6, 2-2 MW) for the first time since 2008, snapping SDSU's nine-game winning streak in the series.

Sanders scored on a 51-yard run to cap a four-play 99-yard drive the second time UNM had the ball.

San Diego State got deep into New Mexico territory on its ensuing drive and almost scored on a tricky reverse, but wide receiver Jordan Napier's pass just missed a wide-open quarterback Danny O'Neil end the end zone on third-and-goal. The Aztecs made it to a 22-yard field goal by Gabe Plascencia, finishing up a 13-play, 71-yard drive.

Sanders raced 68 yards for a touchdown on the Lobos' second play from scrimmage on their third possession for a 14-3 lead after one quarter.

Napier set SDSU up in good field position with a career-long 61-yard kickoff return. San Diego State got to the UNM 7-yard line, but consecutive TFLs by New Mexico and an incomplete pass by O'Neil made the Aztecs take the three points on a 31-yard field goal.

Late in the half, Marquez Cooper caught a 5-yard pass from O'Neil and ran into the end zone untouched to close the Lobo lead to 14-13 at intermission.

After the teams traded punts coming out of the locker room, San Diego State went 80 yards on 16 plays before Plascencia connected on his third field goal of the game, this time from 28 yards and giving the Aztecs their first lead of the game at 16-14 with 1:39 to play in the third quarter.

UNM answered with a 9-play, 65-yard drive, culminating with an 8-yard touchdown pass from Dampier to Ryan Davis, making it 21-16 New Mexico with 13:07 left to play.

SDSU got all the way to the Lobo 35-yard line on its next drive, but Cam Davis was stuffed on a third-and-1 situation with a 4-yard loss. San Diego State head coach Sean Lewis elected to punt and Tyler Pastula pined UNM at its own 2.

New Mexico made it to the Aztec 34, using up 3:46 of the clock before Aaron Rodriguez punted to the SDSU 4.

San Diego State managed only 13 yards on five plays and would have to rely on its defense to get the ball back following another Pastula punt.

The Lobos, however, ran out the clock, including converting a third-and-6 with a 7-yard Dampier run. Dampier then kneeled to give UNM the 21-16 victory.

Sanders carried 16 times for 173 yards for the Lobos. Dampier completed 16 of 24 passes for 175 yards and rushed 16 times for 120 more.

Marquez Cooper totaled 123 yards on 35 carries for the Aztecs for his fourth 100-yard rushing game of the season and 21st of his career.

O'Neil had 195 yards on 26-for-41 passing, targeting Napier 16 times. Napier finished with nine catches for 63 yards.

Chris Johnson led the SDSU defense with six tackles, keeping a team that came into the game averaging just under 35 points to 21 points, including seven in the second half.

San Diego State fell to 2-3 on the season in one-score games (all happening over its last six), decided by a total of 15 points.

The Aztecs had their most first downs (26) since the 2021 Frisco Bowl vs. No. 24 UTSA and ran their most plays (88) since running 99 against Eastern Illinois on Aug. 28, 2013.

>>SCORING SUMMARY

Qtr	Time	Team	Scoring Play	Plays-Yds	TOP	Score
1st	8:46	UNM	Sanders 51-yd run (PAT good)	4-99	1:24	0-7
1st	3:08	SDSU	Plascencia 22-yd field goal	13-71	5:32	3-7
1st	2:32	UNM	Sanders 68-yd run (PAT good)	2-81	0:32	3-14
2nd	14:52	SDSU	Plascencia 31-yd field goal	7-15	2:24	6-14
2nd	2:37	SDSU	Cooper 5-yd pass f/O'Neil (PAT good)	8-65	2:37	13-14
3rd	1:39	SDSU	Plascencia 28-yd field goal	16-80	5:20	16-14
4th	13:07	UNM	David 8-yd pass f/Dampier (PAT good)	9-65	3:25	16-21

INDIVIDUAL STATISTICS

>>NEW MEXICO

Rushing	Att	Yds	TD	Long	Avg
Sanders	16	173	2	68	10.8
Dampier	17	127	0	27	7.5
Rogers	1	1	0	1	1.0
TEAM	1	-1	0	0	-1.0
Totals	35	302	2	68	8.6

Passing	C-A-I	Yds	TD	Long	Sack
Dampier	16-24-0	175	1	43	0
Totals	16-24-0	175	1	43	0

Receiving	No.	Yds	TD	Long
Davis	5	47	1	13
Wyson	5	37	0	12
Sanders	2	7	0	7
Bruckler	2	6	0	4
Trujillo	1	43	0	43
Medford	1	35	0	35
Totals	16	175	1	43

>>SAN DIEGO STATE

Rushing	Att	Yds	TD	Long	Avg
Cooper	35	123	0	11	3.5
O'Neil	8	21	0	14	2.6
Davis	3	2	0	3	0.7
Totals	46	146	0	14	3.2

Passing	C-A-I	Yds	TD	Long	Sack
O'Neil	26-41-0	195	1	40	2
Napier	0-1-0	0	0	0	0
Totals	126-42-0	195	1	40	2

Receiving	No.	Yds	TD	Long
Napier	9	63	40	40
Brown IV	4	38	0	15
Wolfe	4	22	0	7
Cooper	3	6	1	5
Shaw	2	18	0	15
Poke	2	18	0	9
Harrison	1	16	0	16
Bennett	1	14	0	14
Totals	26	195	1	40

Game 10

SAN DIEGO STATE
UNLV

0	6	7	7	-	20
7	21	10	3	-	41

Nov. 16 | Allegiant Stadium | Las Vegas, Nev. | 7:37 p.m. PT | Attendance: 30,386



TEAM STATISTICS

	SDSU	UNLV
FIRST DOWNS	14	26
Rushing	5	11
Passing	7	12
Penalty	2	3
NET YARDS RUSHING	107	253
Rushing Attempts	35	47
Average Per Rush	3.1	5.4
Rushing Touchdowns	1	4
Yards Gained Rushing	134	263
Yards Lost Rushing	27	10
NET YARDS PASSING	163	262
Completions-Attempts-Int	14-23-2	23-32-0
Average Per Attempt	7.1	8.2
Average Per Completion	11.6	11.4
Passing Touchdowns	2	1
TOTAL OFFENSE YARDS	270	515
Total offense plays	58	79
Average Gain Per Play	4.7	6.5
Fumbles: Number-Lost	2-0	2-1
Penalties: Number-Yards	9-91	4-32
PUNTS-YARDS	6-289	4-130
Average Yards Per Punt	48.2	32.5
Net Yards Per Punt	42.3	27.2
Inside 20	1	2
50+ Yards	3	1
Touchbacks	0	0
Fair catch	1	0
KICKOFF-YARDS	4-253	8-520
Average Yards Per Kickoff	63.2	65.0
Net Yards Per Kickoff	39.2	39.5
Touchbacks	3	6
Fair Catch Yards	0	0
Punt returns: Number-Yards-TD	1-20-0	5-35-0
Average Per Return	20.0	7.0
Kickoff returns: Number-Yds-TD	2-54-0	1-21-0
Average Per Return	27.0	21.0
Interceptions: Number-Yds-TD	0-0-0	2--7-0
Fumble Returns: Number-Yds-TD	1-72-0	0-0-0
Miscellaneous Yards	0	0
Possession Time	23:58	36:55
1st Quarter	05:42	09:18
2nd Quarter	06:59	08:01
3rd Quarter	07:48	07:12
4th Quarter	03:29	12:24
Third-Down Conversions	3-12	8-16
Fourth-Down Conversions	1-3	1-2
Red-Zone Scores-Chances	1-2	6-8
Touchdowns	1	5
Field goals	0	1
Sacks By: Number-Yards	1-6	2-15
PAT Kicks	2-2	5-5
2Pts Conversions	0-1	0-0
Field Goals	0-0	2-2
Points off Turnover	0	7

▶▶ GAME NOTES

BIG NOTES

- RB Marquez Cooper became the first Aztec with a 1,000-yard rushing season since Greg Bell in 2021 (Bell had 1,091 yards in 14 games) and the 19th different Aztec with a 1,000-yard season (27 times overall).
- Cooper is the first player in NCAA FBS history with a 1,000-yard rushing season with three different teams. Cooper had 1,080 and 1,326 while at Kent State in 2021 and 2022, respectively, and 1,043 last year at Ball State.
- Cooper has tied an NCAA FBS record with four 1,000-yard rushing seasons. The other players to accomplish the feat are Tony Dorsett (Pittsburgh, 1973-76), Amos Lawrence (North Carolina, 1977-80), Dennis Manns, New Mexico State (1995-98), Ron Dayne (Wisconsin, 1996-99); Cedric Benson (Texas, 2002-05), DonTrell Moore (New Mexico, 2002-05), Tyrell Fenroy (Louisiana, 2005-08), Damion Fletcher (Southern Miss., 2006-09), Justin Jackson (Northwestern, 2014-17) and Myles Gaskin (Washington, 2015-18).

TEAM NOTES

- San Diego State had its four-game winning streak against UNLV snapped. The four-game winning streak was tied for the longest in series history.

SERIES NOTES

- San Diego State fell to 22-11 all-time against UNLV.
- The Aztecs had their four-game winning streak against UNLV snapped, which was the longest winning streak for either team in the series.
- SDSU is now 9-7 all-time at UNLV, including a 1-1 record at Allegiant Stadium.
- San Diego State has still won eight of the last 10 meetings (8-2), 11 of the last 14 (11-3) and 17 of the last 22 (17-5).

Aztecs Topped at UNLV, 41-20

LAS VEGAS -- San Diego State was unable to stop UNLV's potent offensive attack in a 41-20 loss Saturday night in Las Vegas. The loss put the Aztecs (3-7, 2-3 MW) out of bowl contention for just the second time since the 2009 season.

Haji-Malik Williams threw a touchdown pass and ran for two more touchdowns for the Rebels (8-2, 4-1 MW), who snapped SDSU's four-game winning streak in the series.

Williams finished 20-of-29 passing for 244 yards and ran for touchdowns of 12 and 7 yards.

Williams threw a 2-yard touchdown pass to Kaleo Ballungay to open the scoring with 4:05 left in the first quarter.

Greg Burrell capped a nine-play, 70-yard drive with a 20-yard TD run early in the second quarter to make it a 14-0 game.

San Diego State attempted a fake pass on fourth-and-5, but punter Tyler Pastula's pass to Deshawn McCuin was snuffed out by Ricky White and UNLV got the ball on the Aztecs 38. Six plays later, Jai'Den Thomas ran it in from four yards out to give the Rebels a 21-0 lead with 9:20 to go in the first half.

SDSU finally got on the scoreboard late in the second quarter after starting with good field position following a blocked punt by Chris Johnson. Starting on the UNLV 40, San Diego State finished a 5-play drive with a 29-yard touchdown pass by Danny O'Neil to Louis Brown IV. The 2-point try, however, failed and the Aztecs trailed, 21-6, with 3:25 left in the half.

The SDSU defense forced a punt, but Jalen Catalan picked off a pass from O'Neil to give the Rebels possession at their own 47. Six plays later Williams scrambled for a 12-yard touchdown to make it 28-6 at halftime.

San Diego State went three-and-out on the opening possession of the second half before Williams capped an eight-play, 73-yard drive with a 7-yard touchdown run.

The Aztecs answered when O'Neil found Ja'Shaun Poke with a 46-yard touchdown. It was Poke's first touchdown at SDSU and first since playing for Kent State against Buffalo on Nov. 26, 2022.

UNLV quickly got into San Diego State territory on a 47-yard pass from Williams to Kayden McGee, but the Aztec defense was able to hold Caden Chittenden's to a 46-yard field goal with 6:46 left in the third quarter, stretching the lead to 38-13.

O'Neil's quarterback sneak on fourth-and-goal from the 1 made it 38-20 with 13:46 to play. It was the first career rushing touchdown for the true freshman and first rushing score by a SDSU player not named Marquez Cooper this season.

The Rebels closed the scoring with a 10-play, 72-yard drive, ending with a 21-yard Chittenden field goal.

Trying to punch it in from the San Diego State 1 on UNLV's next drive, Aztec safety Eric Butler batted the ball out of Cameron Friel's hands. Dalsean Staley recovered and ran it back 72 yards to the Rebel 28. Facing a fourth-and-1 from the Rebel 19, O'Neil's pass went through the hands of wide receiver Jordan Napier in the end zone.

UNLV ran out the clock to secure the win.

O'Neil completed 13 of 22 passes for 162 yards, two touchdowns and two interceptions.

Marquez Cooper ran for 97 yards on 26 carries, becoming the first Aztec with a 1,000-yard rushing season since Greg Bell in 2021. Cooper became the first player in NCAA FBS history with a 1,000-yard rushing season with three different teams (1,080 and 1,326 while at Kent State in 2021 and 2022, respectively, and 1,043 last year at Ball State). Additionally, Cooper tied an NCAA FBS record with four 1,000-yard rushing seasons.

Johnson, Butler and Kyle Moretti all had eight tackles apiece for SDSU, while Brady Nassar chipped in with five tackles (three solo), including a sack and three tackles for loss.

Despite the loss, San Diego State has still won eight of the last 10 meetings (8-2) with UNLV, 11 of the last 14 (11-3) and 17 of the last 22 (17-5).

>>SCORING SUMMARY

Qtr	Time	Team	Scoring Play	Plays-Yds	TOP	Score
1st	4:05	UNLV	Ballungay 2-yd pass f/Williams (PAT good)	4-50	2:08	0-7
2nd	14:24	UNLV	Burrell 20-yd run (PAT good)	9-70	3:02	0-14
2nd	9:20	UNLV	Thomas 4-yd run (PAT good)	6-38	2:12	0-21
2nd	3:25	SDSU	Brown IV 29-yd pass f/O'Neil (2-pt. failed)	5-40	2:07	6-21
2nd	0:16	UNLV	Williams 12-yd run (PAT good)	5-47	0:45	6-28
3rd	9:40	UNLV	Williams 7-yd run (PAT good)	8-73	3:48	6-35
3rd	8:22	SDSU	Poke 46-yd pass f/O'Neil (PAT good)	4-75	1:18	13-35
3rd	6:46	UNLV	Chittenden 46-yd field goal	5-47	1:36	13-38
4th	13:46	SDSU	O'Neil 1-yd run (PAT good)	8-35	3:06	20-38
4th	9:34	UNLV	Chittenden 21-yd field goal	10-72	4:09	20-41

INDIVIDUAL STATISTICS

>>SAN DIEGO STATE

Rushing	Att	Yds	TD	Long	Avg
Cooper	26	97	0	10	3.7
O'Neil	9	10	1	16	1.1
Totals	35	107	1	16	3.1

Passing	C-A-I	Yds	TD	Long	Sack
O'Neil	13-22-2	162	2	46	2
Pastula	1-1-0	1	0	1	0
Totals	14-23-2	163	2	46	2

Receiving	No.	Yds	TD	Long
Napier	5	27	0	13
Poke	3	79	1	46
Cooper	2	14	0	10
Brown IV	1	29	1	29
Harrison	1	9	0	9
Bennett	1	4	0	4
McCuin	1	1	0	1
Totals	14	163	2	46

>>UNLV

Rushing	Att	Yds	TD	Long	Avg
Burrell	10	58	1	20	5.8
Thomas	11	55	1	12	5.0
De Jesus	2	42	0	43	21.0
James	4	38	0	22	9.5
Williams	10	29	2	12	2.9
Green	5	15	0	4	3.0
Friel	2	15	0	14	7.5
Irvin Jr.	1	2	0	2	2.0
Elad	2	-1	0	0	-0.5
Totals	47	253	4	43	5.4

Passing	C-A-I	Yds	TD	Long	Sack
Williams	20-29-0	244	1	47	1
Friel	3-3-0	18	0	9	0
Totals	23-32-0	262	1	47	1

Receiving	No.	Yds	TD	Long
De Jesus	7	75	0	25
White III	5	68	0	22
Ballungay	3	38	1	29
McGee	2	48	0	47
Irvin Jr.	2	9	0	7
Cain	1	13	0	13
Thompson Jr.	1	9	0	9
Moore	1	1	0	1
James	1	1	0	1
Totals	26	195	1	40

2024 STATISTICS

Overall: 3-7

MW: 2-3

Home: 2-3

Road: 1-4

Neutral: 0-0

Team Statistics

	SDSU	OPP
Scoring	216	283
Points per game	21.6	28.3
Points Off Turnovers	44	36
First Downs	175	233
Rushing	65	103
Passing	89	103
Penalty	21	27
Rushing Yardage	1239	1889
Yards gained rushing	1500	2126
Yards lost rushing	261	237
Rushing attempts	351	407
Average per rush	3.5	4.6
Average per game	123.9	188.9
TDs Rushing	10	19
Passing Yardage	2008	2275
Comp-Att-Int	183-306-8	203-319-6
Average per pass	6.6	7.1
Average per catch	11.0	11.2
Average per game	200.8	227.5
TDs Passing	13	17
Total offense	3247	4164
Total plays	657	726
Average per play	4.9	5.7
Average per game	324.7	416.4
Kick returns: #-Yards	21-436	17-286
Punt returns: #-Yards	17-108	18-108
Int returns: #-Yards	6-213	8-48
Kick return average	20.8	16.8
Punt return average	6.4	6.0
Int return average	35.5	6.0
Fumbles-Lost	5-1	11-5
Penalties-Yards	91-832	72-686
Average per game	83.2	68.6
Punts-Yards	53-2369	43-1666
Average per punt	44.7	38.7
Net punt average	40.3	35.7
Kickoffs-Yards	47-2775	55-3379
Average per kick	59.0	61.4
Net kick average	39.6	38.2
Time of possession / game	26:40	33:26
3rd-down conversion	50/147	67/147
3rd-down pct	34%	46%
4rd-down conversion	15/25	13/23
4rd-down pct	60%	57%
Sacks by-Yards	30-149	24-155
Misc Yards	0	0
Touchdowns scored	26	37
Field goals - attempts	12-15	8-13
On-Side kicks	0-1	0-0
Red-zone scores	(23-29) 79%	(32-36) 89%
Red-zone touchdowns	(13-29) 45%	(27-36) 75%
PAT-attempts	(22-23) 96%	(33-34) 97%
2-point conversion-attempts	(1-4) 25%	(2-3) 67%
Attendance	130574	152648
Games / Avg per game	5/26115	5/30530
Neutral site games	-	0/0

Score by Periods

Team	1st	2nd	3rd	4th	OT	TOT
San Diego St.	35	67	41	73	0	216
Opponents	83	65	55	80	0	283

2024 SAN DIEGO STATE STATISTICS

Rushing

Player	gp	att	gain	loss	net	avg	td	lg	avg/g
Marquez Cooper	10	246	1122	60	1062	4.3	9	47	106.2
Cam Davis	6	13	84	9	75	5.8	0	38	12.5
Jaylon Armstead	3	13	46	4	42	3.2	0	15	14.0
Danny O'Neil	9	54	173	142	31	0.6	1	28	3.4
Javance Tupou'ata-Johnson	3	14	48	27	21	1.5	0	13	7.0
Lucky Sutton	2	4	18	0	18	4.5	0	9	9.0
Trey White	10	1	4	0	4	4.0	0	4	0.4
Jordan Napier	10	1	0	5	-5	-5.0	0	0	-0.5
Ja'Shaun Poke	10	4	5	10	-5	-1.3	0	4	-0.5
Team	10	1	0	4	-4	-4.0	0	0	-0.4
Total	10	351	1500	261	1239	3.5	10	47	123.9
Opponents	10	407	2126	237	1889	4.6	19	68	188.9

Passing

Player	gp	effic	comp-att-int	pct	yds	td	lg	avg/g
Danny O'Neil	9	124.9	162-267-6	60.7	1752	11	53	194.7
Javance Tupou'ata-Johnson	3	96.6	17-34-2	50.0	197	1	40	65.7
Tyler Pastula	10	146.2	2-2-0	100.0	11	0	10	1.1
Jordan Napier	10	328.4	1-2-0	50.0	27	1	27	2.7
DJ Herman	10	276.4	1-1-0	100.0	21	0	21	2.1
Total	10	123.7	183-306-8	59.8	2008	13	53	200.8
Opponents	10	137.4	203-319-6	63.6	2275	17	70	227.5

Receiving

Player	gp	no.	yds	avg	td	lg	avg/g
Ja'Shaun Poke	10	42	383	9.1	1	46	38.3
Jordan Napier	10	39	438	11.2	4	53	43.8
Louis Brown IV	9	28	446	15.9	3	44	49.6
Jude Wolfe	9	16	149	9.3	2	32	16.6
Nate Bennett	10	16	268	16.8	1	48	26.8
Marquez Cooper	10	16	91	5.7	1	21	9.1
Michael Harrison	10	13	110	8.5	0	18	11.0
Mekhi Shaw	10	8	92	11.5	1	30	9.2
Baylin Brooks	3	2	14	7.0	0	7	4.7
Deshawn McCuin	9	1	1	1.0	0	1	0.1
Jaylon Armstead	3	1	6	6.0	0	6	2.0
Owen Chambliss	7	1	10	10.0	0	10	1.4
Total	10	183	2008	11.0	13	53	200.8
Opponents	10	203	2275	11.2	17	70	227.5

Punt Returns

Player	no.	yds	avg	td	lg
Mekhi Shaw	11	78	7.1	0	20
Jordan Napier	3	27	9.0	0	16
Mikey Welsh	2	3	1.5	0	3
Chris Johnson	1	0	0.0	0	0
Total	17	108	6.4	0	20
Opponents	18	108	6.0	0	17

Interceptions

Player	no.	yds	avg	td	lg
Jelani Whitmore	1	-5	-5.0	0	0
JD Coffey III	1	45	45.0	1	45
Bryce Phillips	1	68	68.0	0	68
Eric Butler	1	43	43.0	1	43
Chris Johnson	1	42	42.0	0	42
Tano Letuli	1	20	20.0	0	20
Total	6	213	35.5	2	68
Opponents	8	48	6.0	1	35

Kick Returns

Player	no.	yds	avg	td	lg
Ja'Shaun Poke	13	262	20.2	0	44
Jordan Napier	3	91	30.3	0	61
Michael Harrison	2	26	13.0	0	14
DJ Herman	1	12	12.0	0	12
Chris Johnson	1	45	45.0	0	46
Trey White	1	0	0.0	0	0
Total	21	436	20.8	0	61
Opponents	17	286	16.8	0	26

Fumbles Recovered

Player	no.	yds	avg	td	lg
Dalesean Staley	1	72	72.0	0	72
Tano Letuli	1	0	0.0	1	0
Jelani Whitmore	1	0	0.0	0	0
Brady Anderson	1	0	0.0	0	0
Krishna Clay	1	0	0.0	0	0
Total	5	72	14.4	1	72
Opponents	1	0	0.0	0	0

All Purpose

Player	g	rush	rcv	pr	kr	ir	total	avg/g
Marquez Cooper	10	1062	91	0	0	0	1153	115.3
Ja'Shaun Poke	10	-5	383	0	262	0	640	64.0
Jordan Napier	10	-5	438	27	91	0	551	55.1
Louis Brown IV	9	0	446	0	0	0	446	49.6
Nate Bennett	10	0	268	0	0	0	268	26.8
Mekhi Shaw	10	0	92	78	0	0	170	17.0
Jude Wolfe	9	0	149	0	0	0	149	16.6
Michael Harrison	10	0	110	0	26	0	136	13.6
Chris Johnson	10	0	0	0	45	42	87	8.7
Cam Davis	6	75	0	0	0	0	75	12.5
Bryce Phillips	10	0	0	0	0	68	68	6.8
Jaylon Armstead	3	42	6	0	0	0	48	16.0
JD Coffey III	10	0	0	0	0	45	45	4.5
Eric Butler	10	0	0	0	0	43	43	4.3
Danny O'Neil	9	31	0	0	0	0	31	3.4
Javance Tupou'ata-Johnson	3	21	0	0	0	0	21	7.0
Tano Letuli	8	0	0	0	0	20	20	2.5
Lucky Sutton	2	18	0	0	0	0	18	9.0
Baylin Brooks	3	0	14	0	0	0	14	4.7
DJ Herman	10	0	0	0	12	0	12	1.2
Owen Chambliss	7	0	10	0	0	0	10	1.4
Trey White	10	4	0	0	0	0	4	0.4
Mikey Welsh	1	0	0	3	0	0	3	3.0
Deshawn McCuin	9	0	1	0	0	0	1	0.1
Jelani Whitmore	10	0	0	0	0	-5	-5	-0.5
Team	10	-4	0	0	0	0	-4	-0.4
Total	10	1239	2008	108	436	213	4004	400.4
Opponents	10	1889	2275	108	286	48	4606	460.6

Scoring

Player			PAT						pts
	td	fg	kick	rush	rcv	pass	dxp	saf	
Marquez Cooper	10	-	-	-	-	-	-	-	60
Gabriel Plascencia	-	11-12	14-15	-	-	-	-	-	47
Jordan Napier	4	-	-	-	-	-	-	-	24
Louis Brown IV	3	-	-	-	-	-	-	-	18
Jude Wolfe	2	-	-	-	-	-	-	-	12
Nick Lopez	-	1-3	8-8	-	-	-	-	-	11
Nate Bennett	1	-	-	-	-	-	-	-	6
Mekhi Shaw	1	-	-	-	-	-	-	-	6
JD Coffey III	1	-	-	-	-	-	-	-	6
Eric Butler	1	-	-	-	-	-	-	-	6
Tano Letuli	1	-	-	-	-	-	-	-	6
Ja'Shaun Poke	1	-	-	-	-	-	-	-	6
Danny O'Neil	1	-	-	-	-	-	-	-	6
Michael Harrison	-	-	-	1	-	-	-	-	2
Total	26	12-15	22-23	1	0	0	0	0	216
Opponents	37	8-13	33-34	0	2	2	0	0	283

Field Goals

Player	fg	pct.	01-19	20-29	30-39	40-49	50-59	lg	blk
Gabriel Plascencia	11-12	91.7	0-0	7-7	1-1	2-3	1-1	50	0
Nick Lopez	1-3	33.3	0-0	1-2	0-1	0-0	0-0	29	0
Opponents	8-13	61.5	0-0	2-2	2-4	4-4	0-3	48	0

FG Sequence

Team Name	San Diego St.	Opponents
Central Mich.	33,28	(25),(34),(46)
California	(29)	62,(48),37
Washington St.	(46),(28)	
Boise St.	(27)	
East Texas A&M	(50),48	
Hawaii	(24),(43)	(30)
Wyoming	(22),(28)	50,(42)
New Mexico	(22),(31),(28)	
Oregon St.		38,54
UNLV		(46),(21)

Total Offense

Player	g	plays	rush	pass	total	avg/g
Danny O'Neil	9	321	31	1752	1783	198.1
Marquez Cooper	10	246	1062	0	1062	106.2
Javance Tupou'ata-Johnson	3	48	21	197	218	72.7
Cam Davis	6	13	75	0	75	12.5
Jaylon Armstead	3	13	42	0	42	14.0
Jordan Napier	10	3	-5	27	22	2.2
DJ Herman	10	1	0	21	21	2.1
Lucky Sutton	2	4	18	0	18	9.0
Tyler Pastula	10	2	0	11	11	1.1
Trey White	10	1	4	0	4	0.4
Ja'Shaun Poke	10	4	-5	0	-5	-0.5
Team	10	0	-4	0	-4	-0.4
Total	10	657	1239	2008	3247	324.7
Opponents	10	726	1889	2275	4164	416.4

Punting

Player	no.	yds	avg	lg	tb	fc	i20	50+	blk
Tyler Pastula	51	2345	46.0	79	6	14	17	15	0
Danny O'Neil	1	20	20.0	20	0	0	0	0	0
Team	1	4	4.0	0	0	0	0	0	1
Total	53	2369	44.7	79	6	14	17	15	1
Opponents	43	1666	38.7	57	1	14	12	4	1

Kickoffs

Player	no.	yds	avg	tb	ob	retn	net	ydl
Gabriel Plascencia	41	2436	59.4	18	3			
Nick Lopez	6	339	56.5	3	0			
Total	47	2775	59.0	21	3	16	39.6	25
Opponents	55	3379	61.4	32	2	20	38.2	26

2024 SAN DIEGO STATE STATISTICS

Team Defense

##	Player	gp	Tackles				Sacks	Pass defense			Fumbles		blkd	
			ua	a	tot	tfl/yds	no-yds	int-yds	brup	qbh	fr-yds	ff	kick	saf
21	Tano Letuli	8	29	25	54	2.5-8	1.5-7	1-20	.	2	1-0	.	.	.
1	Chris Johnson	10	42	12	54	.	.	1-42	4	1	.	3	1	.
11	JD Coffey III	10	23	23	46	.	.	1-45	1
9	Dalesean Staley	9	27	18	45	1-72	.	.	.
47	Trey White	10	31	13	44	16.5-94	11.5-61	.	2	8	.	1	.	.
6	Eric Butler	10	31	12	43	2.5-5	.	1-43	3	1	.	1	.	.
44	Kyle Moretti	10	19	20	39	1.5-2	1-2
0	Bryce Phillips	10	30	8	38	4-11	.	1-68	1
40	Krishna Clay	10	17	17	34	4.5-12	1.5-6	.	.	3	1-0	.	.	.
5	Owen Chambliss	7	16	16	32	.	.	.	1	2
24	Josh Hunter	10	19	9	28	3-8	0.5-3	.	2	1
56	DJ Herman	10	13	15	28	1-1	.	.	1	2
17	Deshawn McCuin	9	17	6	23	2-11	1-9	.	5	2
7	William Nimmo Jr.	10	16	7	23
58	Cody Moon	10	10	13	23	1-3	.	.	.	2
99	Tupu Alualu	10	9	12	21	3-14	3-14	.	.	1
93	Brady Nassar	10	12	7	19	4-9	1-6	.	.	2
30	Dominic Oliver	9	8	7	15	2.5-15	0.5-4	.	.	2
42	Brady Anderson	9	9	6	15	2-9	1-6	.	.	.	1-0	.	.	.
97	Darrion Dalton	9	4	8	12	1.5-2
96	Ryan Henderson	10	7	5	12	2.5-18	2.5-18	.	.	4
32	Marlem Louis	10	7	3	10	3.5-10	3.5-10
16	Jelani Whitmore	10	6	2	8	.	.	1--5	3	.	1-0	.	.	.
94	Teivis Tuioti	10	2	6	8	1-2	1-2
27	Jelani McLaughlin	10	3	2	5
12	Jatavious Magee	10	2	1	3
10	Bennett Walker	3	1	2	3
22	Max Garrison	10	2	1	3
90	Sam Benjamin	9	2	1	3
31	Jared Badie	2	2	1	3
50	Ryan Wintermeyer	10	1	2	3
92	Malik Gucake	7	.	2	2	0.5-1	0.5-1
33	Ezekiel Larry	7	1	1	2
45	Wyatt Draeger	2	1	1	2
29	Arnold Escano	10	1	.	1
15	Tayvion Beasley	10	1	.	1
46	Gabriel Plascencia	9	1	.	1
70	Christian Jones	10	1	.	1
87	Michael Harrison	10	1	.	1
Totals		10	424	284	708	59-235	30-149	6-213	23	33	5-72	5	1	0
Opponents		10	390	254	644	75-289	24-155	8-48	36	43	1-0	1	1	0

2024 RED ZONE STATISTICS

San Diego St. Inside Opponent Red-Zone

Date	Opponent	Score	Times	Times	Total			Rush	Pass	FGs	Failed to score inside RZ					
			In RZ	Scored	Pts	TDs	TDs	TDs	TDs	Made	FGA	Down	Int	Fumb	Half	Game
08/31/2024	East Texas A&M	W 45-14	3	2	14	2	1	1	0	0	1	0	0	0	0	0
09/07/2024	Oregon St.	L 0-21	1	0	0	0	0	0	0	0	0	0	0	1	0	0
09/14/2024	at California	L 10-31	1	1	3	0	0	0	0	1	1	0	0	0	0	0
09/28/2024	at Central Mich.	L 21-22	4	2	14	2	1	1	0	0	2	0	0	0	0	0
10/05/2024	Hawaii	W 27-24	5	5	27	3	2	1	2	2	2	0	0	0	0	0
10/12/2024	at Wyoming	W 27-24	3	3	13	1	1	0	2	2	2	0	0	0	0	0
10/26/2024	Washington St.	L 26-29	4	3	16	2	2	0	1	1	1	0	1	0	0	0
11/01/2024	at Boise St.	L 24-56	2	2	10	1	1	0	1	1	1	0	0	0	0	0
11/08/2024	New Mexico	L 16-21	4	4	16	1	0	1	3	3	3	0	0	0	0	0
11/16/2024	at UNLV	L 20-41	2	1	7	1	1	0	0	0	0	1	0	0	0	0
Totals 23 of 29 (79.3%)			29	23	120	13	9	4	10	13	1	1	1	0	0	0

Opponents Inside San Diego St. Red-Zone

Date	Opponent	Score	Times	Times	Total			Rush	Pass	FGs	Failed to score inside RZ					
			In RZ	Scored	Pts	TDs	TDs	TDs	TDs	Made	FGA	Down	Int	Fumb	Half	Game
08/31/2024	East Texas A&M	W 45-14	2	2	14	2	1	1	0	0	0	0	0	0	0	0
09/07/2024	Oregon St.	L 0-21	2	2	14	2	2	0	0	0	0	0	0	0	0	0
09/14/2024	California	L 10-31	5	4	28	4	2	2	0	0	1	0	0	0	0	0
09/28/2024	Central Mich.	L 21-22	4	4	19	2	1	1	2	2	2	0	0	0	0	0
10/05/2024	Hawaii	W 27-24	2	2	10	1	0	1	1	1	1	0	0	0	0	0
10/12/2024	Wyoming	W 27-24	2	2	10	1	1	0	1	1	1	0	0	0	0	0
10/26/2024	Washington St.	L 26-29	2	2	15	2	2	0	0	0	0	0	0	0	0	0
11/01/2024	Boise St.	L 24-56	7	7	49	7	3	4	0	0	0	0	0	0	0	0
11/08/2024	New Mexico	L 16-21	2	1	7	1	0	1	0	0	0	0	0	0	0	1
11/16/2024	UNLV	L 20-41	8	6	38	5	4	1	1	1	1	1	0	1	0	0
Totals 32 of 36 (88.9%)			36	32	204	27	16	11	5	6	1	0	1	0	1	1

2024 SAN DIEGO STATE GAME-BY-GAME STATISTICS

Date	Opponent	Rushing				Receiving				Passing				Kick Returns				Punt Returns				tot	
		no.	yds	td	lg	no.	yds	td	lg	cmp-att-int	yds	td	lg	no.	yds	td	lg	no.	yds	td	lg	off	
08/31/2024	East Texas A&M	40	254	2	47	22	214	2	44	22-33-0	214	2	44	3	46	0	44	2	3	0	3	468	
09/07/2024	Oregon St.	25	72	0	10	11	107	0	35	11-24-0	107	0	35	0	0	0	0	2	4	0	5	179	
09/14/2024	at California	35	110	0	17	14	166	1	40	14-30-2	166	1	40	1	10	0	11	2	-1	0	6	276	
09/28/2024	at Central Mich.	45	118	1	47	14	246	2	43	14-23-0	246	2	43	1	0	0	0	1	0	0	0	364	
10/05/2024	Hawaii	34	99	2	31	24	224	1	48	24-33-0	224	1	48	2	47	0	35	3	34	0	15	323	
10/12/2024	at Wyoming	35	102	1	26	16	254	1	53	16-27-1	254	1	53	2	41	0	25	3	30	0	16	356	
10/26/2024	Washington St.	30	130	2	38	28	284	1	31	28-41-1	284	1	31	3	61	0	21	0	0	0	0	414	
11/01/2024	at Boise St.	26	101	1	42	14	155	2	40	14-30-2	155	2	40	3	72	0	46	1	14	0	14	256	
11/08/2024	New Mexico	46	146	0	14	26	195	1	40	26-42-0	195	1	40	4	105	0	61	1	4	0	4	341	
11/16/2024	at UNLV	35	107	1	16	14	163	2	46	14-23-2	163	2	46	2	54	0	34	2	20	0	20	270	
San Diego St.		351	1239	10	47	183	2008	13	53	183-306-8	2008	13	53	21	436	0	61	17	108	0	20	3247	
Opponents		407	1889	19	68	203	2275	17	70	203-319-6	2275	17	70	17	286	0	26	18	108	0	17	4164	

San Diego St. Averages

Games	Avg/ rush	Avg/ catch	Pass effc	KR avg	PR avg	All purpose avg/game	Total offense avg/game
10	3.5	11.0	123.7	20.8	6.4	400.4	324.7

Date	Opponent	Tackles				Sacks no-yds	Fumble		Pass Defense			blkd kick	PAT attempts			off		
		ua	a	total	tfl-yds		ff	fr-yds	int-yds	qbh	brup		kick	rush	rcv	saf	t/o	pts
08/31/2024	East Texas A&M	47	18	65	8.0-47	5-15	2	2-0	1-45	2	3	0	4-5	1	0	0	13	45
09/07/2024	Oregon St.	52	24	76	2.0-5	0-0	1	0-0	0-0	3	1	0	0-0	0	0	0	0	0
09/14/2024	at California	34	36	70	7.0-32	6-30	0	0-0	1-20	0	3	0	1-1	0	0	0	0	10
09/28/2024	at Central Mich.	47	34	81	8.0-31	3-13	1	1-0	1-68	9	6	0	3-3	0	0	0	7	21
10/05/2024	Hawaii	41	18	59	9.0-40	5-34	0	0-0	1--5	8	4	0	3-3	0	0	0	7	27
10/12/2024	at Wyoming	30	36	66	8.0-36	6-34	0	0-0	2-85	5	2	0	3-3	0	0	0	10	27
10/26/2024	Washington St.	38	30	68	7.0-23	3-16	0	1-0	0-0	1	3	0	2-2	0	0	0	7	26
11/01/2024	at Boise St.	52	18	70	4.0-10	1-1	0	0-0	0-0	2	0	0	3-3	0	0	0	0	24
11/08/2024	New Mexico	37	20	57	1.0-1	0-0	0	0-0	0-0	3	0	0	1-1	0	0	0	0	16
11/16/2024	at UNLV	46	50	96	5.0-10	1-6	1	1-72	0-0	0	1	1	2-2	0	0	0	0	20
San Diego St.		424	284	708	59.0-235	30-149	5	5-72	6-213	33	23	1	22-23	1	0	0	44	216
Opponents		390	254	644	75.0-289	24-155	1	1-0	8-48	43	36	1	33-34	0	2	0	36	283

Date	Opponent	Punting										Field Goals			Kickoffs			
		no.	yds	avg	long	blkd	tb	fc	50+	i20	md-att	long	blkd	no.	yds	avg	tb	ob
08/31/2024	East Texas A&M	3	110	36.7	40	0	0	1	0	0	1-2	50	0	8	474	59.3	2	1
09/07/2024	Oregon St.	8	344	43.0	63	1	0	2	3	3	0-0	0	0	1	65	65.0	1	0
09/14/2024	at California	6	274	45.7	54	0	2	2	2	2	1-1	29	0	3	143	47.7	1	0
09/28/2024	at Central Mich.	5	236	47.2	52	0	2	0	1	2	0-2	0	0	4	240	60.0	2	0
10/05/2024	Hawaii	5	238	47.6	65	0	0	1	2	2	2-2	43	0	6	364	60.7	1	0
10/12/2024	at Wyoming	7	330	47.1	75	0	2	1	2	2	2-2	28	0	6	390	65.0	6	0
10/26/2024	Washington St.	4	141	35.3	40	0	0	2	0	0	2-2	46	0	5	273	54.6	0	1
11/01/2024	at Boise St.	4	201	50.3	79	0	0	3	1	2	1-1	27	0	5	307	61.4	4	0
11/08/2024	New Mexico	5	206	41.2	64	0	0	1	1	3	3-3	31	0	5	266	53.2	1	1
11/16/2024	at UNLV	6	289	48.2	58	0	0	1	3	1	0-0	0	0	4	253	63.3	3	0
San Diego St.		53	2369	44.7	79	1	6	14	15	17	12-15	50	0	47	2775	59.0	21	3
Opponents		43	1666	38.7	57	1	1	14	4	12	8-13	48	0	55	3379	61.4	32	2

2024 OPPONENT GAME-BY-GAME STATISTICS

Date	Opponent	Rushing				Receiving				Passing				Kick Returns				Punt Returns				tot off
		no.	yds	td	lg	no.	yds	td	lg	cmp-att-int	yds	td	lg	no.	yds	td	lg	no.	yds	td	lg	
08/31/2024	East Texas A&M	34	63	1	9	18	117	1	29	18-25-1	117	1	29	5	79	0	20	1	14	0	14	180
09/07/2024	Oregon St.	51	237	2	23	17	183	1	41	17-27-0	183	1	41	0	0	0	0	4	21	0	10	420
09/14/2024	at California	42	275	2	60	21	198	2	21	21-29-1	198	2	21	1	4	0	4	1	6	0	6	473
09/28/2024	at Central Mich.	42	154	1	19	25	298	1	60	25-46-1	298	1	60	1	22	0	22	2	7	0	4	452
10/05/2024	Hawaii	29	84	0	14	26	272	3	23	26-44-1	272	3	23	4	63	0	22	1	11	0	11	356
10/12/2024	at Wyoming	41	190	2	51	12	191	1	70	12-31-2	191	1	70	0	0	0	0	2	0	0	0	381
10/26/2024	Washington St.	40	114	2	22	19	257	2	34	19-27-0	257	2	34	3	57	0	26	1	-3	0	0	371
11/01/2024	at Boise St.	46	219	3	35	26	322	4	22	26-34-0	322	4	22	0	0	0	0	0	0	0	0	541
11/08/2024	New Mexico	35	300	2	68	16	175	1	43	16-24-0	175	1	43	2	40	0	21	1	17	0	17	475
11/16/2024	at UNLV	47	253	4	43	23	262	1	47	23-32-0	262	1	47	1	21	0	21	5	35	0	14	515
Opponents		407	1889	19	68	203	2275	17	70	203-319-6	2275	17	70	17	286	0	26	18	108	0	17	4164
San Diego St.		351	1239	10	47	183	2008	13	53	183-306-8	2008	13	53	21	436	0	61	17	108	0	20	3247

Opponents Averages

Games	Avg/ rush	Avg/ catch	Pass effc	KR avg	PR avg	All purpose avg/game	Total offense avg/game
10	4.6	11.2	137.4	16.8	6.0	460.6	416.4

Date	Opponent	Tackles				Sacks	Fumble		Pass Defense			blkd	PAT attempts			off		
		ua	a	total	tfl-yds	no-yds	ff	fr-yds	int-yds	qbh	brup	kick	kick	rush	rcv	saf	t/o	pts
08/31/2024	East Texas A&M	43	36	79	7.0-30	2-17	0	0-0	0-0	5	2	0	0-1	0	1	0	0	14
09/07/2024	Oregon St.	29	12	41	4.0-10	1-5	1	1-0	0-0	3	5	1	3-3	0	0	0	7	21
09/14/2024	at California	29	34	63	6.0-30	3-21	0	0-0	2-0	4	4	0	4-4	0	0	0	0	31
09/28/2024	at Central Mich.	39	34	73	10.0-34	4-23	0	0-0	0-0	3	3	0	1-1	0	0	0	0	22
10/05/2024	Hawaii	47	20	67	10.0-39	2-14	0	0-0	0-0	4	0	0	3-3	0	0	0	0	24
10/12/2024	at Wyoming	43	20	63	10.0-36	1-6	0	0-0	1-0	4	5	0	3-3	0	0	0	0	24
10/26/2024	Washington St.	44	20	64	8.0-23	4-18	0	0-0	1-20	4	5	0	3-3	0	1	0	8	29
11/01/2024	at Boise St.	36	10	46	5.0-33	3-25	0	0-0	2-35	9	3	0	8-8	0	0	0	14	56
11/08/2024	New Mexico	49	42	91	8.0-25	2-11	0	0-0	0-0	7	6	0	3-3	0	0	0	0	21
11/16/2024	at UNLV	31	26	57	7.0-29	2-15	0	0-0	2--7	0	3	0	5-5	0	0	0	7	41
Opponents		390	254	644	75.0-289	24-155	1	1-0	8-48	43	36	1	33-34	0	2	0	36	283
San Diego St.		424	284	708	59.0-235	30-149	5	5-72	6-213	33	23	1	22-23	1	0	0	44	216

		Punting										Field Goals			Kickoffs				
Date	Opponent	no.	yds	avg	long	blkd	tb	fc	50+	i20	md-att	long	blkd	no.	yds	avg	tb	ob	
08/31/2024	East Texas A&M	6	253	42.2	46	0	0	3	0	1	0-0	0	0	3	177	59.0	0	0	
09/07/2024	Oregon St.	5	171	34.2	45	0	0	1	0	3	0-2	0	0	4	260	65.0	4	0	
09/14/2024	at California	3	133	44.3	47	0	0	1	0	0	1-3	48	0	6	397	66.2	5	0	
09/28/2024	at Central Mich.	5	183	36.6	46	0	1	3	0	0	3-3	46	0	6	356	59.3	4	1	
10/05/2024	Hawaii	3	137	45.7	56	0	0	0	1	0	1-1	30	0	5	289	57.8	2	1	
10/12/2024	at Wyoming	7	297	42.4	57	0	0	1	1	3	1-2	42	0	5	321	64.2	3	0	
10/26/2024	Washington St.	3	108	36.0	37	0	0	2	0	1	0-0	0	0	5	317	63.4	2	0	
11/01/2024	at Boise St.	2	89	44.5	46	0	0	0	0	0	0-0	0	0	9	530	58.9	6	0	
11/08/2024	New Mexico	5	165	33.0	52	0	0	3	1	2	0-0	0	0	4	212	53.0	0	0	
11/16/2024	at UNLV	4	130	32.5	50	1	0	0	1	2	2-2	46	0	8	520	65.0	6	0	
Opponents		43	1666	38.7	57	1	1	14	4	12	8-13	48	0	55	3379	61.4	32	2	
San Diego St.		53	2369	44.7	79	1	6	14	15	17	12-15	50	0	47	2775	59.0	21	3	

2024 GAME-BY-GAME COMPARISON

Opponent	Score	First Downs				Rushing Number-Yards	Passing		Total Offense Plays-Yards	Return Yards	Turn- Overs
		Total	Rush	Pass	Pen		Comp-Att.-Int	Yards			
East Texas A&M	45-14	23 / 17	12 / 7	8 / 3	3 / 7	40-254 / 34-63	22-33-0 / 18-25-1	214 / 117	73-468 / 59-180	94 / 93	0 / 3
Oregon St.	0-21	7 / 23	1 / 14	5 / 8	1 / 1	25-72 / 51-237	11-24-0 / 17-27-0	107 / 183	49-179 / 78-420	4 / 21	1 / 0
California	10-31	16 / 21	7 / 11	7 / 8	2 / 2	35-110 / 42-275	14-30-2 / 21-29-1	166 / 198	65-276 / 71-473	29 / 10	2 / 1
Central Mich.	21-22	21 / 26	6 / 10	11 / 14	4 / 2	45-118 / 42-154	14-23-0 / 25-46-1	246 / 298	68-364 / 88-452	68 / 29	0 / 2
Hawaii	27-24	19 / 24	5 / 8	12 / 13	2 / 3	34-99 / 29-84	24-33-0 / 26-44-1	224 / 272	67-323 / 73-356	76 / 74	0 / 1
Wyoming	27-24	16 / 19	6 / 7	9 / 9	1 / 3	35-102 / 41-190	16-27-1 / 12-31-2	254 / 191	62-356 / 72-381	156 / 0	1 / 2
Washington St.	26-29	21 / 22	5 / 8	15 / 11	1 / 3	30-130 / 40-114	28-41-1 / 19-27-0	284 / 257	71-414 / 67-371	61 / 74	1 / 1
Boise St.	24-56	12 / 34	6 / 14	6 / 18	0 / 2	26-101 / 46-219	14-30-2 / 26-34-0	155 / 322	56-256 / 80-541	86 / 35	2 / 0
New Mexico	16-21	26 / 21	12 / 13	9 / 7	5 / 1	46-146 / 35-300	26-42-0 / 16-24-0	195 / 175	88-341 / 59-475	109 / 57	0 / 0
UNLV	20-41	14 / 26	5 / 11	7 / 12	2 / 3	35-107 / 47-253	14-23-2 / 23-32-0	163 / 262	58-270 / 79-515	146 / 49	2 / 1
Totals	216-283	175 / 233	65 / 103	89 / 103	21 / 27	351-1239 / 407-1889	183-306-8 / 203-319-6	2008 / 2275	657-3247 / 726-4164	829 / 442	9 / 11

Opponents	3rd Down Conversion	4th Down Conversion	Time of Possession	TOP Margin	Avg Yds/Rush	Avg Yds/Pass	Avg Yds/Play	Punting Number-Avg	Penalties Number-Yards	Sacks
East Texas A&M	6-15 / 4-12	2-4 / 1-2	28:32 / 31:28	-02:56	6.4 / 1.9	6.5 / 4.7	6.4 / 3.1	3-36.7 / 6-42.2	16-149.0 / 15-124.0	5 / 2
Oregon St.	2-12 / 9-19	0-1 / 2-3	18:53 / 41:07	-22:14	2.9 / 4.6	4.5 / 6.8	3.7 / 5.4	8-43.0 / 5-34.2	8-80.0 / 6-65.0	0 / 1
California	5-16 / 7-15	2-4 / 0-3	27:15 / 32:45	-05:30	3.1 / 6.5	5.5 / 6.8	4.2 / 6.7	6-45.7 / 3-44.3	15-120.0 / 12-113.0	6 / 3
Central Mich.	7-15 / 6-19	0-1 / 4-4	24:33 / 35:27	-10:54	2.6 / 3.7	10.7 / 6.5	5.4 / 5.1	5-47.2 / 5-36.6	4-36.0 / 5-37.0	3 / 4
Hawaii	6-16 / 8-14	3-3 / 1-2	29:04 / 30:56	-01:52	2.9 / 2.9	6.8 / 6.2	4.8 / 4.9	5-47.6 / 3-45.7	9-104.0 / 7-66.0	5 / 2
Wyoming	3-13 / 6-16	0-1 / 1-1	29:17 / 30:43	-01:26	2.9 / 4.6	9.4 / 6.2	5.7 / 5.3	7-47.1 / 7-42.4	9-67.0 / 7-63.0	6 / 1
Washington St.	5-14 / 5-12	1-2 / 1-3	29:33 / 30:27	-00:54	4.3 / 2.9	6.9 / 9.5	5.8 / 5.5	4-35.3 / 3-36.0	8-78.0 / 4-45.0	3 / 4
Boise St.	2-14 / 9-13	6-6 / 2-2	20:28 / 39:32	-19:04	3.9 / 4.8	5.2 / 9.5	4.6 / 6.8	4-50.3 / 2-44.5	5-42.0 / 4-37.0	1 / 3
New Mexico	11-20 / 5-11	0-0 / 0-1	35:02 / 24:58	10:04	3.2 / 8.6	4.6 / 7.3	3.9 / 8.1	5-41.2 / 5-33.0	8-65.0 / 8-104.0	0 / 2
UNLV	3-12 / 8-16	1-3 / 1-2	23:58 / 36:55	-12:57	3.1 / 5.4	7.1 / 8.2	4.7 / 6.5	6-48.2 / 4-32.5	9-91.0 / 4-32.0	1 / 2
Totals	50-147 / 67-147	15-25 / 13-23	266:35 / 334:18	-67:43	3.5 / 4.6	6.6 / 7.1	4.9 / 5.7	53-44.7 / 43-38.7	91-832.0 / 72-686.0	30 / 24

Note: Game totals are displayed in the format TEAM/OPPONENT for each category

GAME SUMMARIES

Game	Score	Score by Quarters					First Downs				Rushing			Passing			Total Off.		Return Yds	Punting No-Avg.	Fumbles No-Lost	Pen. No-Yds.	Third Downs	Avg. F. Pos.	ToP
		1	2	3	4	OT	Tot	Ru	Pa	Pn	Att	Yds	TD	C-A-I	Yds	TD	Att	Yds							
A&M-Commerce	14	0	6	8	0	-	17	7	3	7	34	63	1	18-25-1	117	1	59	180	93	6-42.2	3-2	15-124	4-12	SDSU28	31:28
at SDSU	45	3	0	21	21	-	23	12	8	3	40	254	2	22-33-0	214	2	73	468	94	3-36.7	0-0	16-149	6-15	TAMC29	28:32
Oregon State	21	7	0	0	14	-	23	14	8	1	51	237	2	17-27-0	183	1	78	420	21	5-34.2	0-0	6-65	9-19	OSU26	41:07
at SDSU	0	0	0	0	0	-	7	1	5	1	25	72	0	11-24-0	107	0	49	179	4	8-344	1-1	8-80	2-12	SDSU30	18:53
SDSU	10	3	0	0	7	-	21	11	8	2	42	275	2	21-29-1	198	2	71	473	10	3-44.3	0-0	12-113	7-15	CAL31	32:45
at California	31	7	0	14	10	-	16	7	7	2	35	110	0	14-30-2	166	1	65	276	9	6-45.7	0-0	15-120	5-16	SDSU31	27:15
SDSU	21	7	14	0	0	-	21	6	11	4	45	118	1	14-23-0	246	2	68	364	68	5-36.6	0-0	4-36	7-15	SDSU36	24:33
at Cent. Michigan	22	10	3	6	3	-	26	10	14	2	42	154	1	25-46-1	298	1	88	452	29	5-47.2	0-0	5-37	6-19	CMU22	35:27
Hawai'i	24	3	7	7	7	-	24	8	13	3	29	84	0	26-44-1	272	3	73	356	74	3-45.7	0-0	7-66	8-14	UH17	30:56
at SDSU	27	3	14	3	7	-	27	5	12	2	34	99	2	24-33-0	224	1	67	323	76	6-364	0-0	9-104	6-16	SDSU36	29:04
SDSU	27	10	7	0	10	-	16	6	9	1	35	102	1	16-27-1	254	1	62	356	156	7-47.1	0-0	9-67	3-13	SDSU33	29:17
at Wyoming	24	7	7	3	7	-	19	7	9	3	41	190	2	12-31-2	181	1	72	371	0	7-42.4	0-0	7-60	6-16	WYO25	30:43
SDSU	26	6	6	7	7	-	21	5	15	1	30	130	2	28-41-1	284	1	71	414	61	4-35.2	0-0	8-78	5-14	SDSU30	29:33
vs. Washington St.	29	7	7	0	15	-	22	8	11	3	40	114	2	19-27-0	257	2	67	371	64	3-36.0	0-0	4-45	5-12	WSU30	26:14
SDSU	24	0	10	0	14	-	12	6	6	0	26	101	1	14-30-2	155	2	56	256	86	4-50.2	0-0	5-42	2-14	SDSU32	20:28
at Boise State	56	21	14	7	14	-	34	14	18	2	46	219	3	26-34-0	322	4	80	541	35	2-44.5	0-0	4-37	9-13	BSU24	39:32
New Mexico	21	14	0	0	7	-	21	13	7	1	35	300	2	16-24-0	175	1	59	475	57	5-33.0	0-0	8-104	5-11	UNM23	24:58
at SDSU	16	3	10	3	0	-	26	12	9	5	46	146	0	26-42-0	195	1	88	341	109	5-41.2	0-0	8-65	11-20	SDSU29	35:02
SDSU	20	0	6	7	7	-	14	5	7	2	35	107	1	14-23-2	163	2	58	270	146	6-48.2	1-72	9-91	3-12	SDSU30	23:58
at UNLV	41	7	21	10	3	-	26	11	12	3	47	253	4	23-32-0	262	1	79	515	49	4-32.5	0-0	4-32	8-16	UNLV35	36:55

2024 GAME-BY-GAME PASSING STATISTICS

#9 - Kyle Crum - QB

Date	Opponent	Cmp.	Att.	Pct.	Int.	TD	Yds.	Rtg.
A.31	Texas A&M-Commerce	-	-	-	-	-	-	-
S.7	Oregon State	-	-	-	-	-	-	-
S.14	at California	-	-	-	-	-	-	-
S.28	at Central Michigan	-	-	-	-	-	-	-
O.5	Hawai'i*	-	-	-	-	-	-	-
O.12	at Wyoming*	-	-	-	-	-	-	-
O.26	Washington State	-	-	-	-	-	-	-
N.1	at Boise State*	-	-	-	-	-	-	-
N.8	New Mexico*	-	-	-	-	-	-	-
N.16	at UNLV*	-	-	-	-	-	-	-
N.23	at Utah State*	-	-	-	-	-	-	-
N.30	Air Force*	-	-	-	-	-	-	-
2024 Totals		-	-	-	-	-	-	-
2023		0	0	0.0	0	0	0	0.00
2022		5	17	29.4	1	1	53	63.25
CAREER (3-0 GP-GS)		5	17	29.4	1	1	53	63.25

*. Mountain West game.

Career Highs: Completions: 5 at Utah (9/17/22); Attempts: 16 at Utah (9/17/22); Passing Yards: 53 at Utah (9/17/22); Passing Touchdowns: 1 at Utah (9/17/22); Long Pass: 18 at Utah (9/17/22); Completion Pct. (min. 12 att.): 31.3 (5-for-16) at Utah (9/17/22); Efficiency Rating (min. 12 att.): 67.20 at Utah (9/17/22).

#10 - AJ Duffy - QB

Date	Opponent	Cmp.	Att.	Pct.	Int.	TD	Yds.	Rtg.
A.31	Texas A&M-Commerce	-	-	-	-	-	-	-
S.7	Oregon State	-	-	-	-	-	-	-
S.14	at California	-	-	-	-	-	-	-
S.28	at Central Michigan	-	-	-	-	-	-	-
O.5	Hawai'i*	-	-	-	-	-	-	-
O.12	at Wyoming*	-	-	-	-	-	-	-
O.26	Washington State	-	-	-	-	-	-	-
N.1	at Boise State*	-	-	-	-	-	-	-
N.8	New Mexico*	-	-	-	-	-	-	-
N.16	at UNLV*	-	-	-	-	-	-	-
N.23	at Utah State*	-	-	-	-	-	-	-
N.30	Air Force*	-	-	-	-	-	-	-
2024 Totals		-	-	-	-	-	-	-
2023		0	0	0.0	0	0	0	0.00
2022		2	7	28.6	0	1	26	106.91
CAREER (4-0 GP-GS)		2	7	28.6	0	1	26	106.91

*. Mountain West game.

Career Highs: Completions: 1 vs. Louisiana (11/19/22), vs. Duquesne (8/27/22); Attempts: 4 vs. Louisiana (11/19/22); Passing Yards: 16 vs. Louisiana (11/19/22); Passing Touchdowns: 1 vs. Louisiana (11/19/22); Long Pass: 16 vs. Louisiana (11/19/22).

#5 - Danny O'Neil - QB

Date	Opponent	Cmp.	Att.	Pct.	Int.	TD	Yds.	Rtg.
A.31	Texas A&M-Commerce	22	33	66.7	0	2	214	141.14
S.7	Oregon State	11	24	45.8	0	0	107	83.28
S.14	at California	-	-	-	-	-	-	-
S.28	at Central Michigan	14	23	60.9	0	2	246	179.41
O.5	Hawai'i*	24	33	72.7	0	1	224	139.75
O.12	at Wyoming*	16	27	59.2	1	1	254	143.10
O.26	Washington State	22	34	64.7	1	0	195	116.71
N.1	at Boise State*	14	30	46.7	2	2	155	98.73
N.8	New Mexico*	26	41	55.3	0	1	195	111.41
N.16	at UNLV*	13	22	59.1	2	2	162	132.76
N.23	at Utah State*	-	-	-	-	-	-	-
N.30	Air Force*	-	-	-	-	-	-	-
2024 Totals		162	267	60.7	6	11	1,752	124.89
CAREER (9-9 GP-GS)		162	267	60.7	6	11	1,752	124.89

*. Mountain West game.

2024/Career Highs: Completions: 26 vs. New Mexico (11/8/24); Attempts: 41 vs. New Mexico (11/8/24); Passing Yards: 254 at Wyoming (10/12/24); Passing Touchdowns: 2 at UNLV (11/16/24), at Central Michigan (9/28/24), vs. Texas A&M-Commerce (8/31/24); Long Pass: 53 at Wyoming (10/12/24); Completion Pct. (min. 12 att.): 72.7 (24-for-33) vs. Hawai'i (10/5/24); Efficiency Rating (min. 12 att.): 179.41 at Central Michigan (9/28/24).

#6 - Javance Tupou'ata-Johnson - QB

Date	Opponent	Cmp.	Att.	Pct.	Int.	TD	Yds.	Rtg.
A.31	Texas A&M-Commerce	0	0	0.0	0	0	0	0.0
S.7	Oregon State	-	-	-	-	-	-	-
S.14	at California	13	29	44.8	2	1	156	87.60
S.28	at Central Michigan	-	-	-	-	-	-	-
O.5	Hawai'i*	-	-	-	-	-	-	-
O.12	at Wyoming*	-	-	-	-	-	-	-
O.26	Washington State	4	5	80.0	0	0	41	148.88
N.1	at Boise State*	-	-	-	-	-	-	-
N.8	New Mexico*	-	-	-	-	-	-	-
N.16	at UNLV*	-	-	-	-	-	-	-
N.23	at Utah State*	-	-	-	-	-	-	-
N.30	Air Force*	-	-	-	-	-	-	-
2024 Totals		17	34	50.0	2	1	197	96.61
2023		0	0	0.0	0	0	0	0.00
CAREER (3-1 GP-GS)		17	34	50.0	2	1	197	96.61

*. Mountain West game.

2024/Career Highs: Completions: 13 at California (9/14/24); Attempts: 29 at California (9/14/24); Passing Yards: 156 at California (9/14/24); Passing Touchdowns: 1 at California (9/14/24); Long Pass: 40 at California (9/14/24); Completion Pct. (min. 12 att.): 44.8 (13-for-29) at California (9/14/24); Efficiency Rating (min. 12 att.): 87.60 at California (9/14/24).

2024 GAME-BY-GAME RECEIVING STATISTICS

#2 - Jaylon Armstead - RB

Date	Opponent	Rec.	Yds.	Avg.	TD	Lg.
A.31	Texas A&M-Commerce	0	0	0.0	0	0
S.7	Oregon State	0	0	0.0	0	0
S.14	at California	1	6	6.0	0	6
S.28	at Central Michigan	-did not play-				
O.5	Hawai'i*	-did not play-				
O.12	at Wyoming*	-did not play-				
O.26	Washington State	-did not play-				
N.1	at Boise State*	-did not play-				
N.8	New Mexico*	-did not play-				
N.16	at UNLV*	-did not play-				
N.23	at Utah State*					
N.30	Air Force*					
2024 Totals		1	6	6.0	0	6
2023		3	16	5.3	0	7
2022		0	0	0	0	0
2021		0	0	0	0	0
2020		0	0	0	0	0
CAREER (34-4 GP-GS)		4	22	5.5	0	7

* - Mountain West game.

Career Highs: Receptions: 1, four times; Receiving Yards: 7 at Oregon State (9/16/23); Long Reception: 7 at Oregon State (9/16/23); All-Purpose Yards: 134 at San Jose State (11/18/23); Total Touchdowns: 2 vs. Boise State (9/22/23).

#4 - Louis Brown IV - WR

Date	Opponent	Rec.	Yds.	Avg.	TD	Lg.
A.31	Texas A&M-Commerce	3	91	30.3	1	44
S.7	Oregon State	2	45	22.5	0	35
S.14	at California	3	24	8.0	0	10
S.28	at Central Michigan	8	149	18.6	0	43
O.5	Hawai'i*	5	40	8.0	1	16
O.12	at Wyoming*	2	30	15.0	0	19
O.26	Washington State	-did not play-				
N.1	at Boise State*	0	0	0.0	0	0
N.8	New Mexico*	4	38	9.5	0	15
N.16	at UNLV*	1	29	29.0	1	29
N.23	at Utah State*					
N.30	Air Force*					
2024 Totals		28	446	15.9	3	44
2023^		47	481	10.2	5	46
2022^		12	98	8.2	0	24
CAREER (31-15 GP-GS)		87	1,025	11.8	8	46

* - Mountain West game. ^ - at Colorado State.

Career Highs: Receptions: 10 at Colorado (9/16/23); Receiving Yards: 149 at Central Michigan (9/28/24); Receiving Touchdowns: 1, eight times; Long Reception: 46 at Colorado (9/16/23); All-Purpose Yards: 149 at Central Michigan (9/28/24); Total Touchdowns: 1, seven times.

#15 - Marquez Cooper - RB

Date	Opponent	No.	Yds.	Avg.	TD	Lg.
A.31	Texas A&M-Commerce	3	10	3.3	0	9
S.7	Oregon State	2	19	9.5	0	21
S.14	at California	1	1	1.0	0	1
S.28	at Central Michigan	0	0	0.0	0	0
O.5	Hawai'i*	4	28	7.0	0	12
O.12	at Wyoming*	0	0	0.0	0	0
O.26	Washington State	1	6	6.0	0	6
N.1	at Boise State*	0	7	0.0	0	7
N.8	New Mexico*	3	6	2.0	1	5
N.16	at UNLV*	2	14	7.0	0	10
N.23	at Utah State*					
N.30	Air Force*					
2024 Totals		16	91	5.7	1	21
2023%		18	163	8.6	0	26
2022^		8	94	11.8	0	27
2021^		10	95	9.5	0	20
2020^		1	14	14.0	0	14
CAREER (52-51 GP-GS)		53	457	8.6	1	27

* - Mountain West game. % - at Ball State. ^ - at Kent State

Career Highs: Receptions: 6 at Eastern Michigan (10/7/23); Receiving Yards: 61 at Eastern Michigan (10/7/23); Receiving Touchdowns: 1 vs. New Mexico (11/8/24); Long Reception: 26 at Eastern Michigan (10/7/23); All-Purpose Yards: 259 vs. Ohio (10/1/22); Overall Touchdowns: 3 vs. Akron (11/17/20).

#11 - Nate Bennett - WR

Date	Opponent	Rec.	Yds.	Avg.	TD	Lg.
A.31	Texas A&M-Commerce	0	0	0.0	0	0
S.7	Oregon State	1	5	5.0	0	5
S.14	at California	1	11	11.0	0	11
S.28	at Central Michigan	1	34	34.0	0	34
O.5	Hawai'i*	4	74	18.5	0	48
O.12	at Wyoming*	1	41	41.0	0	41
O.26	Washington State	5	73	14.6	1	27
N.1	at Boise State*	1	12	12.0	0	12
N.8	New Mexico*	1	14	14.0	0	14
N.16	at UNLV*	1	4	4.0	0	4
N.23	at Utah State*					
N.30	Air Force*					
2024 Totals		16	268	16.8	1	48
2023^		14	169	12.1	0	31
2022^		47	517	11.0	0	48
2021^		49	605	12.3	4	44
CAREER (43-41 GP-GS)		127	1,570	12.4	5	48

* - Mountain West game. ^ - at Portland State.

Career Highs: Receptions: 9 vs. Weber State (10/15/22), at Weber State (11/6/21); Receiving Yards: 106 vs. Western Oregon (9/18/21); Receiving Touchdowns: 1, five times; Long Reception: 48 vs. Hawai'i (10/5/24), at San Jose State (9/1/22); All-Purpose Yards: 109 vs. Sacramento State (11/11/22); Total Touchdowns: 1, five times.

#23 - Kenan Christon - RB

Date	Opponent	No.	Yds.	Avg.	TD	Lg.
A.31	Texas A&M-Commerce	-out; injury-				
S.7	Oregon State	-out; injury-				
S.14	at California	-out; injury-				
S.28	at Central Michigan	-out; injury-				
O.5	Hawai'i*	-out; injury-				
O.12	at Wyoming*	-out; injury-				
O.26	Washington State	-out; injury-				
N.1	at Boise State*	-out; injury-				
N.8	New Mexico*	-out; injury-				
N.16	at UNLV*	-out; injury-				
N.23	at Utah State*					
N.30	Air Force*					
2024 Totals		-	-	-	-	-
2023		29	201	6.9	1	16
2022		9	207	23.0	2	73
2021^		0	0	0.0	0	0
2020^		2	0	0.0	0	0
2019^		11	126	11.5	3	58
CAREER (38-13 GP-GS)		51	534	10.4	6	73

* - Mountain West game. ^ - at USC.

Career Highs: Receptions: 8 vs. Utah State (11/4/23); Receiving Yards: 111 vs. Middle Tennessee (12/24/22); Receiving Touchdowns: 2 at Arizona State (11/9/19); Long Reception: 73 vs. Middle Tennessee (12/24/22); All-Purpose Yards: 152 vs. Boise State (9/22/23); Total Touchdowns: 2 at Arizona State (11/9/19), vs. Arizona (10/19/19).

#29 - Cam Davis - RB

Date	Opponent	No.	Yds.	Avg.	TD	Lg.
A.31	Texas A&M-Commerce	-did not play-				
S.7	Oregon State	-did not play-				
S.14	at California	-did not play-				
S.28	at Central Michigan	0	0	0.0	0	0
O.5	Hawai'i*	-did not play-				
O.12	at Wyoming*	0	0	0.0	0	0
O.26	Washington State	0	0	0.0	0	0
N.1	at Boise State*	0	0	0.0	0	0
N.8	New Mexico*	0	0	0.0	0	0
N.16	at UNLV*	0	0	0.0	0	0
N.23	at Utah State*					
N.30	Air Force*					
2024 Totals		0	0	0	0	0
2023		16	53	3.3	0	16
2022		4	10	2.5	0	6
2021		0	0	0.0	0	0
CAREER (33-1 GP-GS)		20	63	3.2	0	16

* - Mountain West game.

Career Highs: Receptions: 3 at Colorado State (11/11/23); Receiving Yards: 18 at Colorado State (11/11/23); Long Reception: 16 at Hawai'i (10/14/23); All-Purpose Yards: 85 at Colorado State (11/11/23); Overall Touchdowns: 1 vs. Idaho State (9/10/22).

2024 GAME-BY-GAME RECEIVING STATISTICS

#87 - Michael Harrison - TE

Date	Opponent	Rec.	Yds.	Avg.	TD	Lng.
A.31	Texas A&M-Commerce	3	22	7.3	0	9
S.7	Oregon State	1	2	2.0	0	2
S.14	at California	1	15	15.0	0	15
S.28	at Central Michigan	0	0	0.0	0	0
O.5	Hawai'i*	0	0	0.0	0	0
O.12	at Wyoming*	0	0	0.0	0	0
O.26	Washington State	6	46	8.0	0	18
N.1	at Boise State*	0	0	0.0	0	0
N.8	New Mexico*	1	16	16.0	0	16
N.16	at UNLV*	1	9	9.9	0	9
N.23	at Utah State*					
N.30	Air Force*					
2024 Totals		13	110	8.5	0	18
2023^		31	284	9.2	5	25
2022^		2	12	6.0	0	9
2021^		0	0	0.0	0	0
2020^		0	0	0.0	0	0
CAREER (44-6 GP-GS)		46	406	8.8	5	25

* - Mountain West game. ^ - at Colorado.

Career Highs: Receptions: 7 vs. Colorado State (9/16/23);
 Receiving Yards: 76 vs. Colorado State (9/16/23); Receiving Touch-
 downs: 2 vs. Colorado State (9/16/23); Long Reception: 25 at Utah
 (11/25/23); All-Purpose Yards: 76 vs. Colorado State (9/16/23);
 Total Touchdowns: 2 vs. Colorado State (9/16/23).

#19 - Jordan Napier - WR

Date	Opponent	Rec.	Yds.	Avg.	TD	Lng.
A.31	Texas A&M-Commerce	3	40	13.3	1	29
S.7	Oregon State	0	0	0.0	0	0
S.14	at California	2	53	26.5	1	40
S.28	at Central Michigan	0	0	0.0	0	0
O.5	Hawai'i*	5	41	8.2	0	19
O.12	at Wyoming*	4	91	22.8	1	53
O.26	Washington State	3	44	14.7	0	31
N.1	at Boise State*	8	79	9.9	1	40
N.8	New Mexico*	9	63	7.0	0	40
N.16	at UNLV*	5	27	5.4	0	13
N.23	at Utah State*					
N.30	Air Force*					
2024 Totals		39	438	11.2	4	53
2023		1	-2	-2.0	0	-2
CAREER (14-1 GP-GS)		40	436	10.9	4	53

* - Mountain West game.

2024/Career Highs: Receptions: 9 vs. New Mexico (11/8/24);
 Receiving Yards: 91 at Wyoming (10/12/24); Receiving Touchdowns:
 1, four times; Long Reception: 53 at Wyoming (10/12/24); All-Pur-
 pose Yards: 142 vs. New Mexico (11/8/24); Passing Touchdowns: 1
 vs. Washington State (10/26/24); Total Touchdowns: 1, five times.

#3 - Ja'Shaun Poke - WR

Date	Opponent	Rec.	Yds.	Avg.	TD	Lng.
A.31	Texas A&M-Commerce	6	30	5.0	0	9
S.7	Oregon State	3	25	8.3	0	9
S.14	at California	1	14	14.0	0	14
S.28	at Central Michigan	2	23	11.5	0	13
O.5	Hawai'i*	4	38	9.5	0	15
O.12	at Wyoming*	8	60	7.5	0	19
O.26	Washington State	10	80	8.0	0	21
N.1	at Boise State*	3	16	5.3	0	8
N.8	New Mexico*	2	18	9.0	0	9
N.16	at UNLV*	3	79	26.3	1	46
N.23	at Utah State*					
N.30	Air Force*					
2024 Totals		42	383	9.1	1	46
2023%		2	11	5.5	0	11
2022^		31	362	11.7	1	46
2021^		26	315	12.1	1	42
2020^		21	326	15.5	3	55
2019^		3	30	10.0	0	12
CAREER (47-26 GP-GS)		125	1,427	11.4	6	55

* - Mountain West game. % - at West Virginia. ^ - at Kent State.

Career Highs: Receptions: 13 vs. Ball State (11/1/22); Receiving
 Yards: 124 at Buffalo (11/28/20); Receiving Touchdowns: 2
 at Bowling Green (11/10/20); Long Reception: 55 at Bowling
 Green (11/10/20); All-Purpose Yards: 199 at Central Michigan
 (11/10/21); Total Touchdowns: 2 at Bowling Green (11/10/20).

#83 - Mekhi Shaw - WR

Date	Opponent	Rec.	Yds.	Avg.	TD	Lng.
A.31	Texas A&M-Commerce	0	0	0.0	0	0
S.7	Oregon State	0	0	0.0	0	0
S.14	at California	0	0	0.0	0	0
S.28	at Central Michigan	0	0	0.0	0	0
O.5	Hawai'i*	1	-2	-2.0	0	0
O.12	at Wyoming*	0	0	0.0	0	0
O.26	Washington State	3	35	11.7	0	13
N.1	at Boise State*	2	41	20.5	1	30
N.8	New Mexico*	2	18	9.0	0	15
N.16	at UNLV*	0	0	0.0	0	0
N.23	at Utah State*					
N.30	Air Force*					
2024 Totals		8	92	11.5	1	30
2023		28	375	13.4	2	69
2022		29	349	12.0	3	51
2021		4	42	10.5	0	15
CAREER (46-17 GP-GS)		69	858	12.4	6	69

* - Mountain West game.

Career Highs: Receptions: 6 at Hawai'i (10/14/23), at New Mexico
 (11/18/22); Receiving Yards: 126 at Hawai'i (10/14/23); Receiving
 Touchdowns: 2 at New Mexico (11/18/22); Long Reception: 69 at
 Hawai'i (10/14/23); All-Purpose Yards: 140 at Hawai'i (10/14/23);
 Total Touchdowns: 2 at New Mexico (11/18/22).

#14 - Phillippe Wesley - WR

Date	Opponent	Rec.	Yds.	Avg.	TD	Lng.
A.31	Texas A&M-Commerce	-	-	-	-	-
S.7	Oregon State	-	-	-	-	-
S.14	at California	-	-	-	-	-
S.28	at Central Michigan	-	-	-	-	-
O.5	Hawai'i*	-	-	-	-	-
O.12	at Wyoming*	-	-	-	-	-
O.26	Washington State	-	-	-	-	-
N.1	at Boise State*	-	-	-	-	-
N.8	New Mexico*	-	-	-	-	-
N.16	at UNLV*	-	-	-	-	-
N.23	at Utah State*					
N.30	Air Force*					
2024 Totals		-	-	-	-	-
2023		11	124	11.3	0	17
2022		1	9	9.0	0	9
CAREER (12-3 GP-GS)		4	133	11.1	0	17

* - Mountain West game.

Career Highs: Receptions: 4 at San Jose State (11/18/23);
 Receiving Yards: 48 at San Jose State (11/18/23); Long Reception:
 17 at Oregon State (9/16/23); All-Purpose Yards: 48 at San Jose
 State (11/18/23).

#18 - Jude Wolfe - TE

Date	Opponent	Rec.	Yds.	Avg.	TD	Lng.
A.31	Texas A&M-Commerce	3	14	4.7	0	6
S.7	Oregon State	1	4	4.0	0	4
S.14	at California	3	32	10.7	0	18
S.28	at Central Michigan	3	40	13.3	2	26
O.5	Hawai'i*	1	5	5.0	0	5
O.12	at Wyoming*	1	32	32.0	0	32
O.26	Washington State	-	-	-	-	-
N.1	at Boise State*	0	0	0.0	0	0
N.8	New Mexico*	4	22	5.5	0	7
N.16	at UNLV*	0	0	0.0	0	0
N.23	at Utah State*					
N.30	Air Force*					
2024 Totals		16	149	9.3	2	32
2023^		2	5	2.5	1	3
2022^		0	0	0.0	0	0
2021^		8	56	7.0	0	18
2020^		2	5	2.5	0	4
2019^		0	0	0.0	0	0
CAREER (43-9)		28	215	7.7	3	32

* - Mountain West game. ^ - at USC.

2024/Career Highs: Receptions: 4 vs. New Mexico (11/8/24);
 Receiving Yards: 40 at Central Michigan (9/28/24); Receiving
 Touchdowns: 2 at Central Michigan (9/28/24); Long Reception: 32
 at Wyoming (10/12/24); All-Purpose Yards: 40 at Central Michigan
 (9/28/24); Total Touchdowns: 2 at Central Michigan (9/28/24).

2024 GAME-BY-GAME RUSHING STATISTICS

#2 - Jaylon Armstead - RB

Date	Opponent	No.	Yds.	Avg.	TD	Lg.
A.31	Texas A&M-Commerce	5	9	1.8	0	7
S.7	Oregon State	7	18	2.6	0	7
S.14	at California	1	15	15.0	0	15
S.28	at Central Michigan	-	-	-	-	-
O.5	Hawai'i*	-	-	-	-	-
O.12	at Wyoming*	-	-	-	-	-
O.26	Washington State	-	-	-	-	-
N.1	at Boise State*	-	-	-	-	-
N.8	New Mexico*	-	-	-	-	-
N.16	at UNLV*	-	-	-	-	-
N.23	at Utah State*	-	-	-	-	-
N.30	Air Force*	-	-	-	-	-
2024 Totals		13	42	3.2	0	15
2023		103	448	4.4	8	48
2022		52	313	6.0	2	61
2021		24	75	3.1	0	8
2020		1	5	5.0	0	5
CAREER (34-4 GP-GS)		193	883	4.6	10	61

* - Mountain West game.

Career Highs: Carries: 21 at San Jose State (11/18/23); Rushing Yards: 134 at San Jose State (11/18/23); Rushing Touchdowns: 2 vs. Boise State (9/22/23); Long Rush: 61 vs. Idaho State (9/10/22); Rushing Average (min. 5 att.): 9.2 vs. Idaho State (9/10/22); All-Purpose Yards: 134 at San Jose State (11/18/23); Total Touchdowns: 2 vs. Boise State (9/22/23).

#23 - Kenan Christon - RB

Date	Opponent	No.	Yds.	Avg.	TD	Lg.
A.31	Texas A&M-Commerce	-	-	-	-	-
S.7	Oregon State	-	-	-	-	-
S.14	at California	-	-	-	-	-
S.28	at Central Michigan	-	-	-	-	-
O.5	Hawai'i*	-	-	-	-	-
O.12	at Wyoming*	-	-	-	-	-
O.26	Washington State	-	-	-	-	-
N.1	at Boise State*	-	-	-	-	-
N.8	New Mexico*	-	-	-	-	-
N.16	at UNLV*	-	-	-	-	-
N.23	at Utah State*	-	-	-	-	-
N.30	Air Force*	-	-	-	-	-
2024 Totals		-	-	-	-	-
2023		96	378	3.9	0	39
2022		71	261	3.7	1	49
2021^		0	0	0.0	0	0
2020^		10	70	7.0	0	47
2019^		68	373	5.5	2	55
CAREER (38-13 GP-GS)		245	1,110	4.5	3	55

* - Mountain West game. ^ - at USC.

Career Highs: Carries: 20 at Arizona State (11/9/19); Rushing Yards: 103 vs. Arizona (10/19/19); Rushing Touchdowns: 2 vs. Arizona (10/19/19); Long Rush: 55 vs. Arizona (10/19/19); All-Purpose Yards: 152 vs. Boise State (9/22/23); Total Touchdowns: 2 at Arizona State (11/9/19), vs. Arizona (10/19/19).

#15 - Marquez Cooper - RB

Date	Opponent	No.	Yds.	Avg.	TD	Lg.
A.31	Texas A&M-Commerce	27	223	8.3	2	47
S.7	Oregon State	13	53	4.1	0	10
S.14	at California	22	87	4.0	0	17
S.28	at Central Michigan	34	111	3.3	1	47
O.5	Hawai'i*	30	109	3.6	2	31
O.12	at Wyoming*	25	87	3.5	1	26
O.26	Washington State	18	78	4.3	2	20
N.1	at Boise State*	16	94	5.9	1	42
N.8	New Mexico*	35	123	3.5	0	11
N.16	at UNLV*	26	97	3.7	0	10
N.23	at Utah State*	-	-	-	-	-
N.30	Air Force*	-	-	-	-	-
2024 Totals		246	1,062	4.3	9	47
2023%		227	1,043	4.6	4	39
2022^		285	1,326	4.7	13	46
2021^		241	1,205	5.0	11	66
2020^		56	282	5.0	5	19
CAREER (52-51 GP-GS)		1,055	4,918	4.7	42	66

* - Mountain West game. % - at Ball State. ^ - at Kent State

Career Highs: Carries: 40 vs. Ohio (10/1/22); Rushing Yards: 240 vs. Ohio (10/1/22); Rushing Touchdowns: 3 vs. Akron (11/17/20); Long Rush: 66 vs. VMI (9/11/21); Rushing Average (min. 5 att.): 9.9 vs. VMI (9/11/21); All-Purpose Yards: 259 vs. Ohio (10/1/22); Overall Touchdowns: 3 vs. Akron (11/17/20).

#29 - Cam Davis - RB

Date	Opponent	No.	Yds.	Avg.	TD	Lg.
A.31	Texas A&M-Commerce	-	-	-	-	-
S.7	Oregon State	-	-	-	-	-
S.14	at California	-	-	-	-	-
S.28	at Central Michigan	1	4	4.0	0	4
O.5	Hawai'i*	-	-	-	-	-
O.12	at Wyoming*	3	7	2.3	0	4
O.26	Washington State	1	38	38.0	0	38
N.1	at Boise State*	5	24	4.8	0	19
N.8	New Mexico*	3	2	0.7	0	3
N.16	at UNLV*	0	0	0.0	0	0
N.23	at Utah State*	-	-	-	-	-
N.30	Air Force*	-	-	-	-	-
2024 Totals		13	75	5.8	0	38
2023		52	225	4.3	0	25
2022		46	151	3.3	1	17
2021		0	0	0.0	0	0
CAREER (33-1 GP-GS)		111	451	4.1	1	38

* - Mountain West game.

Career Highs: Carries: 10 at Hawai'i (10/14/23); Rushing Yards: 67 at Colorado State (11/11/23); Rushing Touchdowns: 1 vs. Idaho State (9/10/22); Long Rush: 38 vs. Washington State (10/26/24); Rushing Average (min. 5 att.): 7.4 at Colorado State (11/11/23); All-Purpose Yards: 85 at Colorado State (11/11/23); Overall Touchdowns: 1 vs. Idaho State (9/10/22).

#5 - Danny O'Neil - QB

Date	Opponent	No.	Yds.	Avg.	TD	Lg.
A.31	Texas A&M-Commerce	5	18	3.6	0	28
S.7	Oregon State	5	1	0.2	0	4
S.14	at California	-	-	-	-	-
S.28	at Central Michigan	9	7	0.8	0	9
O.5	Hawai'i*	4	-10	-2.5	0	3
O.12	at Wyoming*	5	8	1.6	0	9
O.26	Washington State	5	-3	-0.6	0	7
N.1	at Boise State*	4	-21	-5.2	0	4
N.8	New Mexico*	8	21	2.6	0	14
N.16	at UNLV*	9	10	1.1	1	16
N.23	at Utah State*	-	-	-	-	-
N.30	Air Force*	-	-	-	-	-
2024 Totals		54	31	0.6	1	28
CAREER (9-9 GP-GS)		54	31	0.6	1	28

* - Mountain West game.

2024/Career Highs: Carries: 9 at Central Michigan (9/28/24); Rushing Yards: 21 vs. New Mexico (11/8/24); Long Rush: 28 vs. Texas A&M-Commerce (8/31/24); Rushing Average (min. 5 att.): 3.6 vs. Texas A&M-Commerce (8/31/24).

#3 - Ja'Shaun Poke - WR

Date	Opponent	No.	Yds.	Avg.	TD	Lg.
A.31	Texas A&M-Commerce	1	-6	-6.0	0	0
S.7	Oregon State	0	0	0.0	0	0
S.14	at California	0	0	0.0	0	0
S.28	at Central Michigan	1	-4	-4.0	0	0
O.5	Hawai'i*	0	0	0.0	0	0
O.12	at Wyoming*	1	4	4.0	0	4
O.26	Washington State	1	1	1.0	0	0
N.1	at Boise State*	0	0	0.0	0	0
N.8	New Mexico*	0	0	0.0	0	0
N.16	at UNLV*	0	0	0.0	0	0
N.23	at Utah State*	-	-	-	-	-
N.30	Air Force*	-	-	-	-	-
2024 Totals		4	-5	-1.3	0	4
2023%		0	0	0.0	0	0
2022^		2	7	3.5	1	10
2021^		7	40	5.7	0	25
2020^		3	1	0.3	0	7
2019^		1	18	18.0	0	18
CAREER (47-26 GP-GS)		17	61	3.6	1	25

* - Mountain West game. % - at West Virginia. ^ - at Kent State.

Career Highs: Carries: 3 at Central Michigan (11/10/21); Rushing Yards: 33 at Central Michigan (11/10/21); Rushing Touchdowns: 1 at Buffalo (11/26/22); Long Rush: 25 at Central Michigan (11/10/21); All-Purpose Yards: 199 at Central Michigan (11/10/21); Overall Touchdowns: 2 at Bowling Green (11/10/20).

2024 Highs: Carries: 1 vs. Texas A&M-Commerce (8/31/24), at Central Michigan (9/28/24), at Wyoming (10/12/24); Rushing Yards: 4 at Wyoming (10/12/24); Long Rush: 4 at Wyoming (10/12/24); All-Purpose Yards: 199 at Central Michigan (11/10/21); Overall Touchdowns: 2 at Bowling Green (11/10/20).

2024 GAME-BY-GAME RUSHING/RETURNING STATISTICS

#7 - Lucky Sutton - RB

Date	Opponent	No.	Yds.	Avg.	TD	Lg.
A.31	Texas A&M-Commerce	1	3	3.0	0	3
S.7	Oregon State	-did not play-				
S.14	at California	3	15	5.0	0	9
S.28	at Central Michigan	-did not play-				
O.5	Hawai'i*	-did not play-				
O.12	at Wyoming*	-did not play-				
O.26	Washington State	-did not play-				
N.1	at Boise State*	-did not play-				
N.8	New Mexico*	-did not play-				
N.16	at UNLV*	-did not play-				
N.23	at Utah State*					
N.30	Air Force*					
2024 Totals		4	18	4.5	0	9
2023		30	157	5.2	2	62
2022		2	8	4.0	0	4
CAREER (8-0 GP-GS)		36	183	5.1	2	62

*- Mountain West game.

Career Highs: Carries: 12 vs. Nevada (10/21/23); Rushing Yards: 86 vs. Utah State (11/4/23); Rushing Touchdowns: 2 at Hawai'i (10/14/23); Long Rush: 62 vs. Utah State (11/4/23); Rushing Average (min. 5 att.): 7.8 vs. Utah State (11/4/23); All-Purpose Yards: 86 vs. Utah State (11/4/23); Overall Touchdowns: 2 at Hawai'i (10/14/23).

#6 - Javance Tupou'ata-Johnson - QB

Date	Opponent	No.	Yds.	Avg.	TD	Lg.
A.31	Texas A&M-Commerce	1	7	7.0	0	7
S.7	Oregon State	-did not play-				
S.14	at California	8	-2	-0.2	0	13
S.28	at Central Michigan	-did not play-				
O.5	Hawai'i*	-did not play-				
O.12	at Wyoming*	-did not play-				
O.26	Washington State	5	16	3.2	0	9
N.1	at Boise State*	-did not play-				
N.8	New Mexico*	-did not play-				
N.16	at UNLV*	-did not play-				
N.23	at Utah State*					
N.30	Air Force*					
2024 Totals		14	21	1.5	0	13
CAREER (3-1 GP-GS)		14	21	1.5	0	13

*- Mountain West game.

2024/Career Highs: Carries: 8 at California (9/14/24); Rushing Yards: 16 vs. Washington State (10/16/24); Long Rush: 13 at California (9/14/24).

#19 - Jordan Napier - Kick Return

Date	Opponent	No.	Yds.	Avg.	TD	Lg.
A.31	Texas A&M-Commerce	0	0	0.0	0	0
S.7	Oregon State	0	0	0.0	0	0
S.14	at California	0	0	0.0	0	0
S.28	at Central Michigan	0	0	0.0	0	0
O.5	Hawai'i*	1	12	12.0	0	12
O.12	at Wyoming*	0	0	0.0	0	0
O.26	Washington State	0	0	0.0	0	0
N.1	at Boise State*	0	0	0.0	0	0
N.8	New Mexico*	2	79	39.5	0	61
N.16	at UNLV*	0	0	0.0	0	0
N.23	at Utah State*					
N.30	Air Force*					
2024 Totals		3	91	30.3	0	61
2023		0	0	0.0	0	0
CAREER		3	91	30.3	0	61

*- Mountain West game.

Career Highs: Kick Returns: 2 vs. New Mexico (11/8/24); Kick Return Yards: 79 vs. New Mexico (11/8/24); Long Kick Return: 61 vs. New Mexico (11/8/24); All-Purpose Yards: 142 vs. New Mexico (11/8/24); Total Touchdowns: 1 vs. Texas A&M-Commerce (8/31/24), at California (9/14/24), at Wyoming (10/12/24).

#3 - Ja'Shaun Poke - Kick Return

Date	Opponent	No.	Yds.	Avg.	TD	Lg.
A.31	Texas A&M-Commerce	3	46	15.3	0	44
S.7	Oregon State	0	0	0.0	0	0
S.14	at California	1	11	11.0	0	11
S.28	at Central Michigan	0	0	0.0	0	0
O.5	Hawai'i*	1	35	35.0	0	35
O.12	at Wyoming*	2	41	20.5	0	25
O.26	Washington State	3	61	20.3	0	21
N.1	at Boise State*	0	0	0.0	0	0
N.8	New Mexico*	1	14	14.0	0	14
N.16	at UNLV*	2	54	27.0	0	34
N.23	at Utah State*					
N.30	Air Force*					
2024 Totals		13	262	20.2	0	44
2023%		0	0	0.0	0	0
2022^		15	411	27.4	0	46
2021^		24	565	23.5	0	50
2020^		4	101	25.3	0	39
2019^		1	33	33.0	0	33
CAREER		57	1,372	24.1	0	50

*- Mountain West game. % - at West Virginia. ^ - at Kent State.

Career Highs: Kick Returns: 7 at Western Michigan (10/16/21); Kick Return Yards: 175 at Western Michigan (10/16/21); Long Kick Return: 50 at Central Michigan (11/10/21); Punt Returns: 1 at Buffalo (11/26/22); Punt Return Yards: 19 at Buffalo (11/26/22); Long Punt Return: 19 at Buffalo (11/26/22); All-Purpose Yards: 199 at Central Michigan (11/10/21); Total Touchdowns: 2 at Bowling Green (11/10/20).

#19 - Jordan Napier - Punt Return

Date	Opponent	No.	Yds.	Avg.	TD	Lg.
A.31	Texas A&M-Commerce	0	0	0.0	0	0
S.7	Oregon State	1	-1	-1.0	0	-1
S.14	at California	0	0	0.0	0	0
S.28	at Central Michigan	0	0	0.0	0	0
O.5	Hawai'i*	1	12	12.0	0	12
O.12	at Wyoming*	1	16	16.0	0	16
O.26	Washington State	0	0	0.0	0	0
N.1	at Boise State*	0	0	0.0	0	0
N.8	New Mexico*	0	0	0.0	0	0
N.16	at UNLV*	0	0	0.0	0	0
N.23	at Utah State*					
N.30	Air Force*					
2024 Totals		3	27	9.0	0	16
2023		0	0	0.0	0	0
CAREER		3	27	9.0	0	16

*- Mountain West game.

Career Highs: Punt Returns: 1 at Wyoming (10/12/24), vs. Hawai'i (10/5/24), vs. Oregon State (9/7/24); Punt Return Yards: 16 at Wyoming (10/12/24); Long Punt Return: 16 at Wyoming (10/12/24); All-Purpose Yards: 142 vs. New Mexico (11/8/24); Total Touchdowns: 1 vs. Texas A&M-Commerce (8/31/24), at California (9/14/24), at Wyoming (10/12/24).

#83 - Mekhi Shaw - Punt Return

Date	Opponent	Ret.	Yds.	Avg.	TD	Lg.
A.31	Texas A&M-Commerce	0	0	0.0	0	0
S.7	Oregon State	1	5	5.0	0	5
S.14	at California	2	-1	-0.5	0	6
S.28	at Central Michigan	1	0	0.0	0	0
O.5	Hawai'i*	2	22	11.0	0	15
O.12	at Wyoming*	2	14	7.0	0	8
O.26	Washington State	0	0	0.0	0	0
N.1	at Boise State*	1	14	14.0	0	14
N.8	New Mexico*	1	4	4.0	0	4
N.16	at UNLV*	1	20	20.0	0	20
N.23	at Utah State*					
N.30	Air Force*					
2024 Totals		11	78	7.1	0	20
2023		14	101	7.2	0	15
2022		2	-3	-1.5	0	0
2021		0	0	0.0	0	0
CAREER		26	172	6.6	0	20

*- Mountain West game.

Career Highs: Punt Returns: 4 vs. Utah State (11/4/23); Punt Return Yards: 30 vs. Utah State (11/4/23); Long Punt Return: 20 at UNLV (11/16/24); All-Purpose Yards: 140 at Hawai'i (10/14/23).

2024 GAME-BY-GAME PUNTING STATISTICS

#13 - Tyler Pastula - P

Date	Opponent	No.	Yards	Avg.	Long	TB	FC	In.20	50+	Blk.	Net Yds.	Net Avg.
A.31	Texas A&M-Commerce	3	110	36.7	40	0	1	0	0	0	96	32.0
S.7	Oregon State	7	340	48.6	63	0	2	3	3	1	319	45.6
S.14	at California	6	274	45.7	54	2	2	2	2	0	228	38.0
S.28	at Central Michigan	5	236	47.2	52	2	0	2	1	0	189	37.8
O.5	Hawai'i*	5	238	47.6	65	0	1	2	2	0	227	45.4
O.12	at Wyoming*	7	330	47.1	75	2	1	2	2	0	290	41.4
O.26	Washington State	4	141	35.2	40	0	0	0	0	0	144	36.0
N.1	at Boise State*	4	201	50.2	79	0	0	2	1	0	201	50.2
N.8	New Mexico*	4	186	46.5	64	0	1	3	1	0	169	42.3
N.16	at UNLV*	6	289	48.2	58	0	1	1	3	0	254	42.3
N.23	at Utah State*											
N.30	Air Force*											
2024 Totals		51	2,345	46.0	79	6	14	17	15	1	2,117	41.5
2023%		61	2,602	42.7	68	6	15	16	13	1	2,263	37.1
2022%		42	1,798	42.8	73	3	14	15	7	1	1,566	37.3
2021^		62	2,637	42.5	56	3	19	24	13	1	2,238	36.1
2020^		37	1,424	39.6	69	2	9	10	4	3	1,243	33.6
CAREER (55-55 GP-GS)		252	10,806	42.9	79	20	71	82	52	7	9,427	37.4

* - Mountain West game. % - at UAlbany. ^ - at Delaware.

Career Highs: Punts: 9 at Baylor (9/3/22), vs. James Madison (10/23/21); Punt Yards: 406 at Baylor (9/3/22); Punt Avg (min. 2 attempts): 51.7 at South Dakota State (12/15/23); Net Punt Avg (min. 2 attempts): 50.2 at Boise State (11/1/24); Punt Long: 79 at Boise State (11/1/24); Punt Fair Catches: 4 vs. Villanova (11/20/21); Punts Inside 20: 5 at Stony Brook (10/16/21).

#39 - Emil Herranen - P

Date	Opponent	No.	Yards	Avg.	Long	TB	FC	In.20	50+	Blk.	Net Yds.	Net Avg.
A.31	Texas A&M-Commerce	-did not play-										
S.7	Oregon State	-did not play-										
S.14	at California	-did not play-										
S.28	at Central Michigan	-did not play-										
O.5	Hawai'i*	-did not play-										
O.12	at Wyoming*	-did not play-										
O.26	Washington State	-did not play-										
N.1	at Boise State*	-did not play-										
N.8	New Mexico*	-did not play-										
N.16	at UNLV*	-did not play-										
N.23	at Utah State*											
N.30	Air Force*											
2024 Totals		-	-	-	-	-	-	-	-	-	-	-
2023^		22	856	38.9	52	0	5	3	2	0	845	38.4
2022^		50	2,089	41.8	63	2	11	7	8	0	1,633	32.7
CAREER		72	2,945	40.9	63	2	16	10	10	0	2,478	34.4

* - Mountain West game. ^ - at Northern Arizona.

Career Highs: Punts: 8 vs. Weber State (11/19/22); Punt Yards: 292 at Arizona State (9/1/22); Punt Avg (min. 2 attempts): 46 at Idaho State (10/22/22); Net Punt Avg (min. 2 attempts): 41.0 at Arizona State (9/1/22); Punt Long: 63 at UC Davis (10/15/22); Punt Fair Catches: 2 vs. Montana (9/23/23), vs. Idaho (9/24/22); Punts Inside 20: 3 at Idaho State (10/22/22).

2024 GAME-BY-GAME KICKING STATISTICS

#46 - Gabriel Plascencia - K

Date	Opponent	Extra Points			Field Goals				Total Pts.	Kickoffs				
		Made	Att.	Pct.	Made	Att.	Pct.	Long		No.	Yards	Avg.	TB	OB
A.31	Texas A&M-Commerce	0	1	0.0	1	2	50.0	50	3	5	278	55.6	0	1
S.7	Oregon State	0	0	0.0	0	0	0.0	0	0	1	65	65.0	1	0
S.14	at California	-did not play-			-did not play-					-did not play-				
S.28	at Central Michigan	0	0	0.0	0	0	0.0	0	0	4	240	60.0	2	0
O.5	Hawai'i*	3	3	100.0	2	2	100.0	43	9	6	364	60.7	1	0
O.12	at Wyoming*	3	3	100.0	2	2	100.0	28	9	6	390	65.0	6	0
O.26	Washington State	2	2	100.0	2	2	100.0	46	8	5	273	54.6	0	1
N.1	at Boise State*	3	3	100.0	1	1	100.0	27	6	5	307	61.4	4	0
N.8	New Mexico*	1	1	100.0	3	3	100.0	31	10	5	266	53.2	1	1
N.16	at UNLV*	2	2	100.0	0	0	0.0	0	2	4	253	63.2	3	0
N.23	at Utah State*													
N.30	Air Force*													
2024 Totals		14	15	93.3	11	12	91.7	50	47	41	2,436	59.4	18	3
2023		2	2	100.0	4	4	100.0	46	14	16	992	62.0	2	1
CAREER		16	17	94.1	15	16	93.8	50	61	57	3,428	60.1	20	4

*- Mountain West game.

Career Highs: Points: 10 vs. New Mexico (11/8/24); Field Goals: 3 vs. New Mexico (11/8/24); Long Field Goal: 50 vs. Texas A&M-Commerce (8/31/24); Kickoffs: 8 vs. San Jose State (11/18/23), at Hawai'i (10/14/23); Touchbacks (KO): 6 at Wyoming (10/12/24); Kickoff Avg (min. 2 att.): 65.0 (six kickoffs) at Wyoming (10/12/24).

#20 - Nick Lopez - K

Date	Opponent	Extra Points			Field Goals				Total Pts.	Kickoffs				
		Made	Att.	Pct.	Made	Att.	Pct.	Long		No.	Yards	Avg.	TB	OB
A.31	Texas A&M-Commerce	4	4	100.0	0	0	0.0	0	4	3	196	65.3	2	0
S.7	Oregon State	-did not play-			-did not play-					-did not play-				
S.14	at California	1	1	100.0	1	1	100.0	29	4	3	143	47.7	1	0
S.28	at Central Michigan	3	3	100.0	0	2	0.0	0	3	0	0	0.0	0	0
O.5	Hawai'i*	-did not play-			-did not play-					-did not play-				
O.12	at Wyoming*	-did not play-			-did not play-					-did not play-				
O.26	Washington State	-did not play-			-did not play-					-did not play-				
N.1	at Boise State*	-did not play-			-did not play-					-did not play-				
N.8	New Mexico*	-did not play-			-did not play-					-did not play-				
N.16	at UNLV*	-did not play-			-did not play-					-did not play-				
N.23	at Utah State*													
N.30	Air Force*													
2024 Totals		8	8	100.0	1	3	33.3	29	11	6	339	56.5	3	0
2023%		11	11	100.0	1	1	100.0	40	3	0	0	0.0	0	0
2022^		0	0	0.0	0	0	0.0	0	0	0	0	0.0	0	0
2021^		0	0	0.0	1	1	100.0	34	3	3	183	61.0	2	0
2020^		0	0	0.0	0	0	0.0	0	0	0	0	0.0	0	0
CAREER		19	19	100.0	3	5	60.0	40	17	9	522	58.0	5	0

*- Mountain West game. % - at Louisville. ^ at California.

Career Highs: Points: 4 at California (9/14/24), vs. Texas A&M-Commerce (8/31/24); Field Goals: 1 at California (9/14/24), at Miami (FL) (11/18/23), at Arizona (11/6/21); Long Field Goal: 40 at Miami (FL) (11/18/23); Kickoffs: 3 at California (9/14/24), vs. Texas A&M-Commerce (8/31/24); Touchbacks (KO): 2 vs. Texas A&M-Commerce (8/31/24), at Arizona (11/6/21); Kickoff Avg (min. 2 att.): 65.3 vs. Texas A&M-Commerce (8/31/24).

2024 GAME-BY-GAME DEFENSIVE STATISTICS

#99 - Tupu Alualu - DL

Date	Opponent	U	A	T	TFL	SK	INT	PBU	FF	FR
A.31	Texas A&M-Comm.	1	0	1	0.0	0.0	0	0	0	0
S.7	Oregon State	0	2	2	0.0	0.0	0	0	0	0
S.14	at California	1	2	3	1.5	1.5	0	0	0	0
S.28	at Central Mich.	0	1	1	0.0	0.0	0	0	0	0
O.5	Hawai'i*	0	0	0	0.0	0.0	0	0	0	0
O.12	at Wyoming*	1	5	6	1.0	1.0	0	0	0	0
O.26	Washington St.	2	1	3	0.5	0.5	0	0	0	0
N.1	at Boise State*	1	0	1	0.0	0.0	0	0	0	0
N.8	New Mexico*	2	0	2	0.0	0.0	0	0	0	0
N.16	at UNLV*	1	1	2	0.0	0.0	0	0	0	0
N.23	at Utah State*									
N.30	Air Force*									
2024 Totals		9	12	21	3.0	3.0	0	0	0	0
2023		12	17	29	4.0	3.0	0	0	0	0
CAREER (22-16 GP-GS)		21	29	50	7.0	6.0	0	0	0	0

* Mountain West game.

Career Highs: Tackles: 4 at Colorado State (11/11/23), vs. Utah State (11/4/23), vs. UCLA (9/9/23); Tackles for Loss: 2.0 vs. Utah State (11/4/23); Sacks: 1.5 at California (9/14/24), vs. Idaho State (9/2/23).

#42 - Brady Anderson - LB

Date	Opponent	U	A	T	TFL	SK	INT	PBU	FF	FR
A.31	Texas A&M-Comm.	2	0	2	1.0	1.0	0	0	0	0
S.7	Oregon State	1	0	1	0.0	0.0	0	0	0	0
S.14	at California	1	2	3	0.5	0.0	0	0	0	0
S.28	at Central Mich.	1	0	1	0.0	0.0	0	0	0	1
O.5	Hawai'i*	-did not play-								
O.12	at Wyoming*	1	0	1	0.0	0.0	0	0	0	0
O.26	Washington St.	0	0	0	0.0	0.0	0	0	0	0
N.1	at Boise State*	1	3	4	0.5	0.0	0	0	0	0
N.8	New Mexico*	0	1	1	0.0	0.0	0	0	0	0
N.16	at UNLV*	2	0	2	0.0	0.0	0	0	0	0
N.23	at Utah State*									
N.30	Air Force*									
2024 Totals		9	6	15	2.0	1.0	0	0	0	1
2023		5	9	14	0.0	0.0	0	0	0	0
2022		1	0	1	0.0	0.0	0	0	0	0
2021		0	1	1	0.0	0.0	0	0	0	0
CAREER (36-1 GP-GS)		15	16	31	2.0	1.0	0	0	0	1

* Mountain West game.

Career Highs: Tackles: 6 at Air Force (10/3/23); Tackles for Loss: 1.0 vs. Texas A&M-Commerce (8/31/24); Sacks: 1.0 vs. Texas A&M-Commerce (8/31/24); Fumble Recoveries: 1 at Central Michigan (9/28/24).

#31 - Jared Badie - EDGE

Date	Opponent	U	A	T	TFL	SK	INT	PBU	FF	FR
A.31	Texas A&M-Comm.	2	0	2	0.0	0.0	0	0	0	0
S.7	Oregon State	0	1	1	0.0	0.0	0	0	0	0
S.14	at California	-did not travel-								
S.28	at Central Mich.	-did not travel-								
O.5	Hawai'i*	-did not play-								
O.12	at Wyoming*	-did not travel-								
O.26	Washington St.	-did not play-								
N.1	at Boise State*	-did not travel-								
N.8	New Mexico*	-did not play-								
N.16	at UNLV*	-did not travel-								
N.23	at Utah State*									
N.30	Air Force*									
2024 Totals		2	1	3	0.0	0.0	0	0	0	0
2023^		0	0	0	0.0	0.0	0	0	0	0
2022^		1	0	1	0.0	0.0	0	0	0	0
CAREER (9-0)		3	1	4	0.0	0.0	0	0	0	0

* Mountain West game. ^ - at Illinois.

2024/Career Highs: Tackles: 2 vs. Texas A&M-Commerce (8/31/24).

#90 - Sam Benjamin - DL

Date	Opponent	U	A	T	TFL	SK	INT	PBU	FF	FR
A.31	Texas A&M-Comm.	0	0	0	0.0	0.0	0	0	0	0
S.7	Oregon State	0	0	0	0.0	0.0	0	0	0	0
S.14	at California	0	0	0	0.0	0.0	0	0	0	0
S.28	at Central Mich.	1	0	1	0.0	0.0	0	0	0	0
O.5	Hawai'i*	0	0	0	0.0	0.0	0	0	0	0
O.12	at Wyoming*	0	0	0	0.0	0.0	0	0	0	0
O.26	Washington St.	0	0	0	0.0	0.0	0	0	0	0
N.1	at Boise State*	1	0	1	0.0	0.0	0	0	0	0
N.8	New Mexico*	0	1	1	0.0	0.0	0	0	0	0
N.16	at UNLV*	-did not play-								
N.23	at Utah State*									
N.30	Air Force*									
2024 Totals		2	1	3	0.0	0.0	0	0	0	0
2023%		2	4	6	0.5	0.0	0	0	0	0
2022^		6	8	14	2.0	0.5	0	3	0	0
CAREER (27-4 GP-GS)		10	13	23	2.5	0.5	0	3	0	0

* Mountain West game. % - at Idaho State. ^ - at Arizona State.

Career Highs: Tackles: 3 at Weber State (11/12/22), vs. Northern Arizona (10/22/22); Tackles for Loss: 1.0 vs. Northern Arizona (10/22/22); Sacks: 0.5 vs. Cal Poly (10/15/22); Pass Breakups: 2 vs. Northern Arizona (10/22/22).

#6 - Eric Butler - S

Date	Opponent	U	A	T	TFL	SK	INT	PBU	FF	FR
A.31	Texas A&M-Comm.	7	0	7	0.0	0.0	0	1	0	0
S.7	Oregon State	3	0	3	0.0	0.0	0	0	0	0
S.14	at California	2	2	4	0.0	0.0	0	0	0	0
S.28	at Central Mich.	5	2	7	1.0	0.0	0	1	0	0
O.5	Hawai'i*	0	1	1	0.0	0.0	0	0	0	0
O.12	at Wyoming*	1	2	3	0.0	0.0	1	0	0	0
O.26	Washington St.	1	1	2	0.0	0.0	0	0	0	0
N.1	at Boise State*	5	0	5	0.0	0.0	0	0	0	0
N.8	New Mexico*	2	1	3	0.0	0.0	0	0	0	0
N.16	at UNLV*	5	3	8	1.5	0.0	0	1	1	0
N.23	at Utah State*									
N.30	Air Force*									
2024 Totals		31	12	43	2.5	0.0	1	3	1	0
2023		13	8	21	2.5	1.0	0	0	0	1
2022		3	4	7	0.0	0.0	0	0	0	0
CAREER (33-9 GP-GS)		47	24	71	5.0	1.0	1	3	1	1

* Mountain West game.

Career Highs: Tackles: 8 at UNLV (11/16/24), vs. Boise State (9/22/23); Tackles for Loss: 2.5 vs. Boise State (9/22/23); Sacks: 1.0 vs. Boise State (9/22/23); Interceptions: 1 at Wyoming (10/12/24); Pass Breakups: 1 at UNLV (11/16/24), at Central Michigan (9/28/24), vs. Texas A&M-Commerce (8/31/24); Fumbles Forced: 1 at UNLV (11/16/24), Fumble Recoveries: 1 at Central Michigan (9/28/24); Blocked Kicks: 1 vs. Utah State (11/4/23), at Hawai'i (10/14/23); Touchdowns: 1 (pick six) at Wyoming (10/12/24).

#5 - Owen Chambliss - LB

Date	Opponent	U	A	T	TFL	SK	INT	PBU	FF	FR
A.31	Texas A&M-Comm.	0	2	2	0.0	0.0	0	0	0	0
S.7	Oregon State	4	3	7	0.0	0.0	0	0	0	0
S.14	at California	2	4	6	0.0	0.0	0	0	0	0
S.28	at Central Mich.	3	3	6	0.0	0.0	0	1	0	0
O.5	Hawai'i*	5	1	6	0.0	0.0	0	0	0	0
O.12	at Wyoming*	-did not travel; injury-								
O.26	Washington St.	2	2	4	0.0	0.0	0	0	0	0
N.1	at Boise State*	-did not travel; injury-								
N.8	New Mexico*	-did not dress; injury-								
N.16	at UNLV*	0	1	1	0.0	0.0	0	0	0	0
N.23	at Utah State*									
N.30	Air Force*									
2024 Totals		16	16	32	0.0	0.0	0	1	0	0
2023		1	0	1	0.0	0.0	0	0	0	0
CAREER (11-7 GP-GS)		17	16	33	0.0	0.0	0	1	0	0

* Mountain West game.

2024/Career Highs: Tackles: 7 vs. Oregon State (9/7/24); Pass Breakups: 1 at Central Michigan (9/28/24).

2024 GAME-BY-GAME DEFENSIVE STATISTICS

#40 - Krishna Clay - DL

Date	Opponent	U	A	T	TFL	SK	INT	PBU	FF	FR
A.31	Texas A&M-Comm.	0	2	2	1.0	0.5	0	0	0	1
S.7	Oregon State	5	0	5	0.0	0.0	0	0	0	0
S.14	at California	0	3	3	0.5	0.5	0	0	0	0
S.28	at Central Mich.	2	0	2	0.0	0.0	0	0	0	0
O.5	Hawai'i*	3	1	4	1.0	0.0	0	0	0	0
O.12	at Wyoming*	1	1	2	1.0	0.0	0	0	0	0
O.26	Washington St.	2	2	4	0.5	0.0	0	0	0	0
N.1	at Boise State*	2	2	4	0.5	0.5	0	0	0	0
N.8	New Mexico*	1	3	4	0.0	0.0	0	0	0	0
N.16	at UNLV*	1	3	4	0.0	0.0	0	0	0	0
N.23	at Utah State*									
N.30	Air Force*									
2024 Totals		17	17	34	4.5	1.5	0	0	0	1
CAREER (10-10 GP-GS)		17	17	34	4.5	1.5	0	0	0	1

* - Mountain West game.

2024/Career Highs: Tackles: 5 vs. Oregon State (9/7/24); Tackles for Loss: 1.0 at Wyoming, vs. Hawai'i (10/5/24), vs. Texas A&M-Commerce (8/31/24); Sacks: 0.5 at Boise State (11/1/24), at California (9/14/24), vs. Texas A&M-Commerce (8/31/24); Fumble Recoveries: 1 vs. Texas A&M-Commerce (8/31/24).

#11 - JD Coffey III - S

Date	Opponent	U	A	T	TFL	SK	INT	PBU	FF	FR
A.31	Texas A&M-Comm.	1	1	2	0.0	0.0	1	0	0	0
S.7	Oregon State	3	1	4	0.0	0.0	0	0	0	0
S.14	at California	3	2	5	0.0	0.0	0	0	0	0
S.28	at Central Mich.	8	7	15	0.0	0.0	0	0	0	0
O.5	Hawai'i*	3	1	4	0.0	0.0	0	1	0	0
O.12	at Wyoming*	1	3	4	0.0	0.0	0	0	0	0
O.26	Washington St.	1	2	3	0.0	0.0	0	0	0	0
N.1	at Boise State*	1	1	2	0.0	0.0	0	0	0	0
N.8	New Mexico*	2	1	3	0.0	0.0	0	0	0	0
N.16	at UNLV*	0	4	4	0.0	0.0	0	0	0	0
N.23	at Utah State*									
N.30	Air Force*									
2024 Totals		23	23	46	0.0	0.0	1	1	0	0
2023		10	2	12	0.0	0.0	0	1	0	0
2022^		3	3	6	0.0	0.0	0	0	0	0
2021^		2	3	5	0.0	0.0	0	0	0	0
CAREER (32-3 GP-GS)		38	31	69	0.0	0.0	1	2	0	0

* - Mountain West game. ^ - at Texas.

Career Highs: Tackles: 15 at Central Michigan (9/28/24); Interceptions: 1 vs. Texas A&M-Commerce (8/31/24); Pass Breakups: 1 vs. Hawai'i (10/5/24), vs. Nevada (10/21/23); Touchdowns: 1 (pick six) vs. Texas A&M-Commerce (8/31/24).

#97 - Darrion Dalton - DL

Date	Opponent	U	A	T	TFL	SK	INT	PBU	FF	FR
A.31	Texas A&M-Comm.									
S.7	Oregon State	2	1	3	0.0	0.0	0	0	0	0
S.14	at California	0	2	2	0.5	0.0	0	0	0	0
S.28	at Central Mich.	0	1	1	0.0	0.0	0	0	0	0
O.5	Hawai'i*	0	0	0	0.0	0.0	0	0	0	0
O.12	at Wyoming*	0	0	0	0.0	0.0	0	0	0	0
O.26	Washington St.	1	1	2	1.0	0.0	0	0	0	0
N.1	at Boise State*	0	0	0	0.0	0.0	0	0	0	0
N.8	New Mexico*	0	0	0	0.0	0.0	0	0	0	0
N.16	at UNLV*	1	3	4	0.0	0.0	0	0	0	0
N.23	at Utah State*									
N.30	Air Force*									
2024 Totals		4	8	12	1.5	0.0	0	0	0	0
2023		3	6	9	0.0	0.0	0	1	0	0
2022		0	0	0	0.0	0.0	0	0	0	0
CAREER (21-0 GP-GS)		7	14	21	1.5	0.0	0	1	0	0

* - Mountain West game.

Career Highs: Tackles: 4 at UNLV (11/16/24); Pass Breakups: 1 vs. Idaho State (9/2/23).

#92 - Malik Gucake - EDGE

Date	Opponent	U	A	T	TFL	SK	INT	PBU	FF	FR
A.31	Texas A&M-Comm.	0	0	0	0.0	0.0	0	0	0	0
S.7	Oregon State									
S.14	at California	0	0	0	0.0	0.0	0	0	0	0
S.28	at Central Mich.	0	0	0	0.0	0.0	0	0	0	0
O.5	Hawai'i*	0	0	0	0.0	0.0	0	0	0	0
O.12	at Wyoming*	0	0	0	0.0	0.0	0	0	0	0
O.26	Washington St.	0	2	2	0.5	0.5	0	0	0	0
N.1	at Boise State*	0	0	0	0.0	0.0	0	0	0	0
N.8	New Mexico*									
N.16	at UNLV*									
N.23	at Utah State*									
N.30	Air Force*									
2024 Totals		0	2	2	0.5	0.5	0	0	0	0
CAREER (7-0 GP-GS)		0	2	2	0.5	0.5	0	0	0	0

* - Mountain West game.

2024/Career Highs: Tackles: 2 vs. Washington State (10/26/24); Tackles for Loss: 0.5 vs. Washington State (10/26/24); Sacks: 0.5 vs. Washington State (10/26/24).

#96 - Ryan Henderson - EDGE

Date	Opponent	U	A	T	TFL	SK	INT	PBU	FF	FR
A.31	Texas A&M-Comm.	2	0	2	1.0	1.0	0	0	0	0
S.7	Oregon State	1	0	1	0.0	0.0	0	0	0	0
S.14	at California	1	1	2	0.0	0.0	0	0	0	0
S.28	at Central Mich.	0	1	1	0.0	0.0	0	0	0	0
O.5	Hawai'i*	0	0	0	0.0	0.0	0	0	0	0
O.12	at Wyoming*	1	1	2	1.5	1.5	0	0	0	0
O.26	Washington St.	0	0	0	0.0	0.0	0	0	0	0
N.1	at Boise State*	0	1	1	0.0	0.0	0	0	0	0
N.8	New Mexico*	1	0	1	0.0	0.0	0	0	0	0
N.16	at UNLV*	1	1	2	0.0	0.0	0	0	0	0
N.23	at Utah State*									
N.30	Air Force*									
2024 Totals		7	5	12	2.5	2.5	0	0	0	0
2023		3	5	8	1.0	1.0	0	0	1	1
CAREER (19-1 GP-GS)		10	10	20	3.5	3.5	0	0	1	1

* - Mountain West game.

Career Highs: Tackles: 3 at Hawai'i (10/14/23); Tackles for Loss: 1.5 at Wyoming (10/12/24); Sacks: 1.5 at Wyoming (10/12/24); Forced Fumbles: 1 at Hawai'i (10/14/23); Fumble Recoveries: 1 at Hawai'i (10/14/23).

#56 - DJ Herman - LB

Date	Opponent	U	A	T	TFL	SK	INT	PBU	FF	FR
A.31	Texas A&M-Comm.	0	1	1	0.0	0.0	0	0	0	0
S.7	Oregon State	0	1	1	0.0	0.0	0	0	0	0
S.14	at California	1	0	1	0.0	0.0	0	0	0	0
S.28	at Central Mich.	2	0	2	0.0	0.0	0	0	0	0
O.5	Hawai'i*	3	1	4	1.0	0.0	0	1	0	0
O.12	at Wyoming*	1	1	2	0.0	0.0	0	0	0	0
O.26	Washington St.	2	3	5	0.0	0.0	0	0	0	0
N.1	at Boise State*	1	1	2	0.0	0.0	0	0	0	0
N.8	New Mexico*	2	3	5	0.0	0.0	0	0	0	0
N.16	at UNLV*	1	4	5	0.0	0.0	0	0	0	0
N.23	at Utah State*									
N.30	Air Force*									
2024 Totals		13	15	28	1.0	0.0	0	1	0	0
2023		0	1	1	0.0	0.0	0	0	0	0
2022		2	1	3	0.0	0.0	0	0	0	0
CAREER (34-2 GP-GS)		15	17	32	1.0	0.0	0	1	0	0

* - Mountain West game.

2024/Career Highs: Tackles: 5 at UNLV (11/16/24), vs. New Mexico (11/8/24), vs. Washington State (10/26/24); Tackles for Loss: 1.0 vs. Hawai'i (10/5/24); Pass Breakups: 1 vs. Hawai'i (10/5/24).

2024 GAME-BY-GAME DEFENSIVE STATISTICS

#24 - Josh Hunter - S

Date	Opponent	U	A	T	TFL	SK	INT	PBU	FF	FR
A.31	Texas A&M-Comm.	5	0	5	0.0	0.0	0	1	0	0
S.7	Oregon State	1	0	1	1.0	0.0	0	0	0	0
S.14	at California	1	1	2	0.0	0.0	0	0	0	0
S.28	at Central Mich.	0	1	1	0.0	0.0	0	0	0	0
O.5	Hawai'i*	2	1	3	0.0	0.0	0	0	0	0
O.12	at Wyoming*	3	0	3	0.0	0.0	0	1	0	0
O.26	Washington St.	1	1	2	1.5	0.5	0	0	0	0
N.1	at Boise State*	2	2	4	0.5	0.0	0	0	0	0
N.8	New Mexico*	4	0	4	0.0	0.0	0	0	0	0
N.16	at UNLV*	0	3	3	0.0	0.0	0	0	0	0
N.23	at Utah State*									
N.30	Air Force*									
2024 Totals		19	9	28	3.0	0.5	0	2	0	0
2023		26	12	38	1.0	0.0	0	2	0	0
2022		1	0	1	0.0	0.0	0	0	0	0
CAREER (23-5 GP-GS)		46	21	67	4.0	0.5	0	4	0	0

* - Mountain West game.

Career Highs: Tackles: 15 at Colorado State (11/11/23); Tackles for Loss: 1.5 vs. Washington State (10/26/24); Sacks: 0.5 vs. Washington State (10/26/24); Pass Breakups: 1 at Wyoming (10/12/24), at Colorado State (11/11/23), vs. Utah State (11/4/23).

#1 - Chris Johnson - CB

Date	Opponent	U	A	T	TFL	SK	INT	PBU	FF	FR
A.31	Texas A&M-Comm.	1	0	1	0.0	0.0	0	0	1	0
S.7	Oregon State	7	2	9	0.0	0.0	0	1	1	0
S.14	at California	2	2	4	0.0	0.0	0	1	0	0
S.28	at Central Mich.	3	3	6	0.0	0.0	0	1	1	0
O.5	Hawai'i*	2	0	2	0.0	0.0	0	0	0	0
O.12	at Wyoming*	5	0	5	0.0	0.0	1	1	0	0
O.26	Washington St.	6	2	8	0.0	0.0	0	1	0	0
N.1	at Boise State*	5	0	5	0.0	0.0	0	0	0	0
N.8	New Mexico*	5	1	6	0.0	0.0	0	0	0	0
N.16	at UNLV*	6	2	8	0.0	0.0	0	0	0	0
N.23	at Utah State*									
N.30	Air Force*									
2024 Totals		42	12	54	0.0	0.0	1	5	3	0
2023		15	15	30	0.0	0.0	1	2	1	0
2022		5	1	6	0.0	0.0	0	0	0	0
CAREER (34-10 GP-GS)		62	28	90	0.0	0.0	2	7	4	0

* - Mountain West game.

Career Highs: Tackles: 9 vs. Oregon State (9/7/24); Interceptions: 1 at Wyoming (10/12/24), at San Jose State (11/18/23); Pass Breakups: 1, seven times; Forced Fumbles: 1, four times.

#33 - Ezekiel Larry - EDGE

Date	Opponent	U	A	T	TFL	SK	INT	PBU	FF	FR
A.31	Texas A&M-Comm.	1	0	1	0.0	0.0	0	0	0	0
S.7	Oregon State	0	0	0	0.0	0.0	0	0	0	0
S.14	at California	0	0	0	0.0	0.0	0	0	0	0
S.28	at Central Mich.	-did not play-								
O.5	Hawai'i*	0	1	1	0.0	0.0	0	0	0	0
O.12	at Wyoming*	0	0	0	0.0	0.0	0	0	0	0
O.26	Washington St.	-did not play-								
N.1	at Boise State*	0	0	0	0.0	0.0	0	0	0	0
N.8	New Mexico*	-did not play-								
N.16	at UNLV*	-did not play-								
N.23	at Utah State*									
N.30	Air Force*									
2024 Totals		1	1	2	0.0	0.0	0	0	0	0
2023		10	3	13	7.0	6.0	0	1	0	0
CAREER (16-3 GP-GS)		11	4	15	7.0	6.0	0	1	0	0

* - Mountain West game. ^ - at Yale.

Career Highs: Tackles: 3 vs. Harvard (11/18/23), at Princeton (11/11/23); Tackles for Loss: 3.0 vs. Harvard (11/18/23); Sacks: 3.0 vs. Harvard (11/18/23); Pass Breakups: 1 vs. Morgan State (9/30/23).

#21 - Tano Letuli - LB

Date	Opponent	U	A	T	TFL	SK	INT	PBU	FF	FR
A.31	Texas A&M-Comm.	5	3	8	0.5	0.0	0	0	0	1
O.7	Oregon State	5	2	7	0.0	0.0	0	0	0	0
S.14	at California	2	2	4	1.0	1.0	1	0	0	0
S.28	at Central Mich.	3	2	5	0.0	0.0	0	0	0	0
O.5	Hawai'i*	-did not play; injury-								
O.12	at Wyoming*	-did not play; injury-								
O.26	Washington St.	4	6	10	0.5	0.0	0	0	0	0
N.1	at Boise State*	7	3	10	0.5	0.5	0	0	0	0
N.8	New Mexico*	2	1	3	0.0	0.0	0	0	0	0
N.16	at UNLV*	1	6	7	0.0	0.0	0	0	0	0
N.23	at Utah State*									
N.30	Air Force*									
2024 Totals		29	25	54	2.5	1.5	1	0	0	1
2023		7	5	12	0.0	0.0	0	0	0	0
CAREER (19-8 GP-GS)		36	30	66	2.5	1.5	1	0	0	1

* - Mountain West game. ^ - at Army.

2024/Career Highs: Tackles: 10 at Boise State (11/1/24), vs. Washington State (10/26/24); Tackles for Loss: 1.0 at California (9/14/24); Sacks: 1.0 at California (9/14/24); Interceptions: 1 at California (9/14/24); Fumble Recoveries: 1 vs. Texas A&M-Commerce (8/31/24); Touchdowns: 1 (0-yd fumble recovery) vs. Texas A&M-Commerce (8/31/24).

#32 - Marlem Louis - EDGE

Date	Opponent	U	A	T	TFL	SK	INT	PBU	FF	FR
A.31	Texas A&M-Comm.	1	0	1	1.0	1.0	0	0	0	0
S.7	Oregon State	2	0	2	0.0	0.0	0	0	0	0
S.14	at California	0	2	2	0.5	0.5	0	0	0	0
S.28	at Central Mich.	0	1	1	0.0	0.0	0	0	0	0
O.5	Hawai'i*	3	0	3	2.0	2.0	0	0	0	0
O.12	at Wyoming*	1	0	1	0.0	0.0	0	0	0	0
O.26	Washington St.	0	0	0	0.0	0.0	0	0	0	0
N.1	at Boise State*	0	0	0	0.0	0.0	0	0	0	0
N.8	New Mexico*	0	0	0	0.0	0.0	0	0	0	0
N.16	at UNLV*	0	0	0	0.0	0.0	0	0	0	0
N.23	at Utah State*									
N.30	Air Force*									
2024 Totals		7	3	10	3.5	3.5	0	0	0	0
2023		26	18	44	12.0	7.5	0	2	4	1
2022		26	9	35	14.0	8.5	0	1	4	1
2021		9	17	26	4.0	0.0	0	0	1	2
2020		1	4	5	0.0	0.0	0	0	0	0
2019		0	0	0	0.0	0.0	0	0	0	0
CAREER (53-30 GP-GS)		69	51	120	32.0	19.5	0	3	7	3

* - Mountain West game. ^ - at Richmond.

Career Highs: Tackles: 6 at Stony Brook (9/23/23), at Delaware (11/26/22), vs. Elon (10/2/21); Tackles for Loss: 3.0 vs. NC Central (11/25/23), vs. Stony Brook (9/24/22), at Delaware (11/12/22); Sacks: 3.0 vs. NC Central (11/25/23); Pass Breakups: 2 vs. Elon (11/11/23); Forced Fumbles: 2 vs. Campbell (10/23/23).

#17 - Deshawn McCuin - S

Date	Opponent	U	A	T	TFL	SK	INT	PBU	FF	FR
A.31	Texas A&M-Comm.	3	0	3	0.0	0.0	0	1	0	0
S.7	Oregon State	3	2	5	0.0	0.0	0	0	0	0
S.14	at California	2	0	2	0.0	0.0	0	0	0	0
S.28	at Central Mich.	1	2	3	1.0	0.0	0	2	0	0
O.5	Hawai'i*	0	0	0	0.0	0.0	0	1	0	0
O.12	at Wyoming*	-did not play; injury-								
O.26	Washington St.	4	0	4	1.0	1.0	0	1	0	0
N.1	at Boise State*	0	0	0	0.0	0.0	0	0	0	0
N.8	New Mexico*	2	0	2	0.0	0.0	0	0	0	0
N.16	at UNLV*	2	2	4	0.0	0.0	0	0	0	0
N.23	at Utah State*									
N.30	Air Force*									
2024 Totals		17	6	23	2.0	1.0	0	5	0	0
2023		9	4	13	1.5	0.5	1	2	0	0
2022		8	2	10	0.0	0.0	0	1	0	0
2021		0	1	1	0.0	0.0	1	0	0	0
2020		5	1	6	0.0	0.0	0	0	0	0
2019		1	0	1	0.0	0.0	0	0	0	0
CAREER (42-9 GP-GS)		40	14	54	3.5	1.5	2	8	0	0

* - Mountain West game. ^ - at TCU.

Career Highs: Tackles: 5 vs. Oregon State (9/7/24); Tackles for Loss: 1.0 vs. Washington State (10/26/24), at Central Michigan (9/28/24), 1.0 at Hawai'i (10/14/23); Sacks: 1.0 vs. Washington State (10/26/24); Interceptions: 1 at Hawai'i (10/14/23), vs. SMU (9/25/21); Pass Breakups: 2 at Central Michigan (9/28/24), vs. Fresno State (11/25/23); Touchdowns: 1 (70-yd pick six) at Hawai'i (10/14/23).

2024 GAME-BY-GAME DEFENSIVE STATISTICS

#91 - Keion Mitchell - DL

Date	Opponent	U	A	T	TFL	SK	INT	PBU	FF	FR
A.31	Texas A&M-Comm.	0	0	0	0.0	0.0	0	0	0	0
S.7	Oregon State	0	0	0	0.0	0.0	0	0	0	0
S.14	at California	-	-	-	-	-	-	-	-	-
S.28	at Central Mich.	0	0	0	0.0	0.0	0	0	0	0
O.5	Hawai'i*	-	-	-	-	-	-	-	-	-
O.12	at Wyoming*	-	-	-	-	-	-	-	-	-
O.26	Washington St.	-	-	-	-	-	-	-	-	-
N.1	at Boise State*	0	0	0	0.0	0.0	0	0	0	0
N.8	New Mexico*	-	-	-	-	-	-	-	-	-
N.16	at UNLV*	0	0	0	0.0	0.0	0	0	0	0
N.23	at Utah State*	-	-	-	-	-	-	-	-	-
N.30	Air Force*	-	-	-	-	-	-	-	-	-
2024 Totals		0	0	0	0.0	0.0	0	0	0	0
2023		5	4	9	1.0	1.0	0	0	0	0
2022		0	0	0	0.0	0.0	0	0	0	0
CAREER (17-0 GP-GS)		5	4	9	1.0	1.0	0	0	0	0

* Mountain West game.

Career Highs: Tackles: 2 vs. Fresno State (11/25/23); vs. Ohio (8/26/23); Tackles for Loss: 1.0 vs. Fresno State (11/25/23); Sacks: 1.0 vs. Fresno State (11/25/23); Fumble Recoveries: 1 at Hawai'i (10/14/23).

#58 - Cody Moon - LB

Date	Opponent	U	A	T	TFL	SK	INT	PBU	FF	FR
A.31	Texas A&M-Comm.	0	2	2	0.0	0.0	0	0	0	0
S.7	Oregon State	1	1	2	0.0	0.0	0	0	0	0
S.14	at California	1	1	2	0.0	0.0	0	0	0	0
S.28	at Central Mich.	0	0	0	0.0	0.0	0	0	0	0
O.5	Hawai'i*	2	1	3	0.0	0.0	0	0	0	0
O.12	at Wyoming*	1	6	7	0.0	0.0	0	0	0	0
O.26	Washington St.	0	0	0	0.0	0.0	0	0	0	0
N.1	at Boise State*	3	0	3	1.0	0.0	0	0	0	0
N.8	New Mexico*	2	1	3	0.0	0.0	0	0	0	0
N.16	at UNLV*	0	1	1	0.0	0.0	0	0	0	0
N.23	at Utah State*	-	-	-	-	-	-	-	-	-
N.30	Air Force*	-	-	-	-	-	-	-	-	-
2024 Totals		10	13	23	1.0	0.0	0	0	0	0
2023		29	37	66	1.0	0.0	0	2	0	0
2022^		42	63	105	9.5	4.5	0	4	1	1
2021^		27	17	44	1.5	0.5	1	1	0	1
CAREER (46-15 GP-GS)		108	130	238	13.0	5.0	1	7	1	2

* Mountain West game. ^ - at New Mexico.

Career Highs: Tackles: 14 vs. Utah State (11/4/23); at Air Force (11/12/22); Tackles for Loss: 2.0, four times; Sacks: 2.0 vs. UTEP (9/17/22); Pass Breakups: 2 vs. New Mexico State (9/11/22); Forced Fumbles: 1 at Colorado State (11/25/22).

#44 - Kyle Moretti - LB

Date	Opponent	U	A	T	TFL	SK	INT	PBU	FF	FR
A.31	Texas A&M-Comm.	2	0	2	0.0	0.0	0	0	0	0
S.7	Oregon State	2	1	3	0.0	0.0	0	0	0	0
S.14	at California	1	4	6	0.0	0.0	0	0	0	0
S.28	at Central Mich.	0	3	3	0.0	0.0	0	0	0	0
O.5	Hawai'i*	0	2	2	0.0	0.0	0	0	0	0
O.12	at Wyoming*	4	4	8	1.0	1.0	0	0	0	0
O.26	Washington St.	1	0	1	0.0	0.0	0	0	0	0
N.1	at Boise State*	5	2	7	0.0	0.0	0	0	0	0
N.8	New Mexico*	0	0	0	0.0	0.0	0	0	0	0
N.16	at UNLV*	4	4	8	0.5	0.0	0	0	0	0
N.23	at Utah State*	-	-	-	-	-	-	-	-	-
N.30	Air Force*	-	-	-	-	-	-	-	-	-
2024 Totals		19	20	39	1.5	1.0	0	0	0	0
2023^		32	33	65	5.0	2.0	0	4	0	0
2022^		60	35	95	7.5	3.0	0	2	0	1
2021^		24	23	47	4.0	1.0	0	1	1	0
CAREER (44-24 GP-GS)		135	110	245	18.0	7.0	0	7	1	1

* Mountain West game. ^ - at Central Michigan.

Career Highs: Tackles: 14 vs. Michigan State (9/1/23); Tackles for Loss: 2.5 vs. Eastern Michigan (9/30/23); vs. Washington State (12/31/21); Sacks: 2.0 Eastern Michigan (9/30/23); Pass Breakups: 1, six times; Forced Fumbles: 1 vs. Robert Morris (9/11/21); Fumble Recoveries: 1 at Northern Illinois (11/2/22).

#93 - Brady Nassar - EDGE

Date	Opponent	U	A	T	TFL	SK	INT	PBU	FF	FR
A.31	Texas A&M-Comm.	1	0	1	0.0	0.0	0	0	0	0
S.7	Oregon State	0	0	0	0.0	0.0	0	0	0	0
S.14	at California	0	0	0	0.0	0.0	0	0	0	0
S.28	at Central Mich.	1	1	2	0.0	0.0	0	0	0	0
O.5	Hawai'i*	0	1	1	0.0	0.0	0	0	0	0
O.12	at Wyoming*	1	3	4	0.0	0.0	0	0	0	0
O.26	Washington St.	1	0	1	0.0	0.0	0	0	0	0
N.1	at Boise State*	1	0	1	0.0	0.0	0	0	0	0
N.8	New Mexico*	4	0	4	1.0	0.0	0	0	0	0
N.16	at UNLV*	3	2	5	3.0	1.0	0	0	0	0
N.23	at Utah State*	-	-	-	-	-	-	-	-	-
N.30	Air Force*	-	-	-	-	-	-	-	-	-
2024 Totals		12	7	19	4.0	1.0	0	0	0	0
2023		4	2	6	0.0	0.0	0	0	0	0
CAREER (20-6 GP-GS)		16	9	25	4.0	1.0	0	0	0	0

* Mountain West game.

2024/Career Highs: Tackles: 5 at UNLV (11/16/24); Tackles for Loss: 3.0 at UNLV (11/16/24); Sacks: 1.0 at UNLV (11/16/24).

#7 - William Nimmo Jr. - S

Date	Opponent	U	A	T	TFL	SK	INT	PBU	FF	FR
A.31	Texas A&M-Comm.	2	0	2	0.0	0.0	0	0	0	0
S.7	Oregon State	0	2	2	0.0	0.0	0	0	0	0
S.14	at California	3	0	3	0.0	0.0	0	0	0	0
S.28	at Central Mich.	5	1	6	0.0	0.0	0	0	0	0
O.5	Hawai'i*	2	2	4	0.0	0.0	0	0	0	0
O.12	at Wyoming*	0	1	1	0.0	0.0	0	0	0	0
O.26	Washington St.	1	0	1	0.0	0.0	0	0	0	0
N.1	at Boise State*	2	1	3	0.0	0.0	0	0	0	0
N.8	New Mexico*	0	0	0	0.0	0.0	0	0	0	0
N.16	at UNLV*	1	0	1	0.0	0.0	0	0	0	0
N.23	at Utah State*	-	-	-	-	-	-	-	-	-
N.30	Air Force*	-	-	-	-	-	-	-	-	-
2024 Totals		16	7	23	0.0	0.0	0	0	0	0
2023^		11	10	21	2.0	0.0	0	0	0	0
2022^		7	3	10	0.0	0.0	0	1	0	0
2021^		1	0	1	0.0	0.0	0	0	0	0
2020^		3	2	5	0.0	0.0	0	0	0	0
CAREER (44-2 GP-GS)		38	22	60	2.0	0.0	0	1	0	0

* Mountain West game. ^ - at UCLA.

Career Highs: Tackles: 6 at Central Michigan (9/28/24); Tackles for Loss: 1.0 at USC (11/18/23); vs. Colorado (10/28/23); Pass Breakups: 1 vs. Bowling Green (9/3/22).

#30 - Dominic Oliver - EDGE

Date	Opponent	U	A	T	TFL	SK	INT	PBU	FF	FR
A.31	Texas A&M-Comm.	0	2	2	0.0	0.0	0	0	0	0
S.7	Oregon State	1	0	1	0.0	0.0	0	0	0	0
S.14	at California	0	1	1	0.0	0.0	0	0	0	0
S.28	at Central Mich.	2	0	2	2.0	0.0	0	0	0	0
O.5	Hawai'i*	0	1	1	0.0	0.0	0	0	0	0
O.12	at Wyoming*	0	1	1	0.5	0.5	0	0	0	0
O.26	Washington St.	0	0	0	0.0	0.0	0	0	0	0
N.1	at Boise State*	2	1	3	0.0	0.0	0	0	0	0
N.8	New Mexico*	-	-	-	-	-	-	-	-	-
N.16	at UNLV*	3	1	4	0.0	0.0	0	0	0	0
N.23	at Utah State*	-	-	-	-	-	-	-	-	-
N.30	Air Force*	-	-	-	-	-	-	-	-	-
2024 Totals		8	7	15	2.5	0.5	0	0	0	0
2023		1	1	2	1.0	1.0	0	0	0	0
2022		1	0	1	0.0	0.0	0	0	0	0
CAREER (31-1 GP-GS)		10	8	18	3.5	1.5	0	0	0	0

* Mountain West game. ^ - at Richmond.

Career Highs: Tackles: 4 at UNLV (11/16/24); Tackles for Loss: 2.0 at Central Michigan (9/28/24); Sacks: 1.0 vs. Nevada (10/21/23).

2024 GAME-BY-GAME DEFENSIVE STATISTICS

#0 - Bryce Phillips - CB

Date	Opponent	U	A	T	TFL	SK	INT	PBU	FF	FR
A.31	Texas A&M-Comm.	2	0	2	1.0	0.0	0	0	0	0
S.7	Oregon State	3	1	4	1.0	0.0	0	0	0	0
S.14	at California	1	2	3	0.0	0.0	0	0	0	0
S.28	at Central Mich.	4	0	4	0.0	0.0	1	0	0	0
O.5	Hawai'i*	1	0	1	1.0	0.0	0	0	0	0
O.12	at Wyoming*	0	2	2	0.0	0.0	0	0	0	0
O.26	Washington St.	4	1	5	1.0	0.0	0	1	0	0
N.1	at Boise State*	5	1	6	0.0	0.0	0	0	0	0
N.8	New Mexico*	4	1	5	0.0	0.0	0	0	0	0
N.16	at UNLV*	6	0	6	0.0	0.0	0	0	0	0
N.23	at Utah State*									
N.30	Air Force*									
2024 Totals		30	8	38	4.0	0.0	1	1	0	0
2023^		20	13	33	5.0	0.0	1	9	0	0
2022^		27	8	35	1.0	0.0	0	10	0	0
CAREER (32-32 GP-GS)		77	29	106	10.0	0.0	2	20	0	0

* - Mountain West game. ^ - at Tennessee State.

Career Highs: Tackles: 8 at UT Martin (9/30/23); Tackles for Loss: 1.5 at UT Martin (9/30/23); Interceptions: 1 at Central Michigan (9/28/24), vs. Norfolk State (10/14/23); Pass Breakups: 2, four times.

#9 - Dalesean Staley - S

Date	Opponent	U	A	T	TFL	SK	INT	PBU	FF	FR
A.31	Texas A&M-Comm.	2	1	3	0.0	0.0	0	0	0	0
S.7	Oregon State	3	2	5	0.0	0.0	0	0	0	0
S.14	at California	3	1	4	0.0	0.0	0	0	0	0
S.28	at Central Mich.	<i>-did not travel-</i>								
O.5	Hawai'i*	7	1	8	0.0	0.0	0	0	0	0
O.12	at Wyoming*	4	2	6	0.0	0.0	0	0	0	0
O.26	Washington St.	1	3	4	0.0	0.0	0	0	0	0
N.1	at Boise State*	4	0	4	0.0	0.0	0	0	0	0
N.8	New Mexico*	2	3	5	0.0	0.0	0	0	0	0
N.16	at UNLV*	1	5	6	0.0	0.0	0	0	0	1
N.23	at Utah State*									
N.30	Air Force*									
2024 Totals		27	18	45	0.0	0.0	0	0	0	1
2023^		32	37	70	3.0	0.0	3	8	0	0
2022^		3	0	3	0.0	0.0	0	0	0	0
CAREER (23-18 GP-GS)		62	55	117	3.0	0.0	3	8	0	1

* - Mountain West game. ^ - at Northern Iowa.

Career Highs: Tackles: 10 at Missouri State (11/11/23); Tackles for Loss: 1.5 vs. North Dakota State (11/18/23); Interceptions: 1 at Missouri State (11/11/23), at Indiana State (10/7/23), vs. Weber State (9/9/23); Pass Breakups: 1, four times; Fumble Recoveries: 1 at UNLV (11/16/24).

#94 - Teivis Tuioti - DL

Date	Opponent	U	A	T	TFL	SK	INT	PBU	FF	FR
A.31	Texas A&M-Comm.	1	1	2	1.0	1.0	0	0	0	0
S.7	Oregon State	0	1	1	0.0	0.0	0	0	0	0
S.14	at California	1	0	1	0.0	0.0	0	0	0	0
S.28	at Central Mich.	0	1	1	0.0	0.0	0	0	0	0
O.5	Hawai'i*	0	0	0	0.0	0.0	0	0	0	0
O.12	at Wyoming*	0	2	2	0.0	0.0	0	0	0	0
O.26	Washington St.	0	0	0	0.0	0.0	0	0	0	0
N.1	at Boise State*	0	0	0	0.0	0.0	0	0	0	0
N.8	New Mexico*	0	0	0	0.0	0.0	0	0	0	0
N.16	at UNLV*	0	1	1	0.0	0.0	0	0	0	0
N.23	at Utah State*									
N.30	Air Force*									
2024 Totals		2	6	8	1.0	1.0	0	0	0	0
2023%		<i>played offensive line</i>								
2022%		6	9	15	0.0	0.0	0	0	0	0
2021^		0	2	2	0.0	0.0	0	0	0	0
2020^		0	0	0	0.0	0.0	0	0	0	0
CAREER (34-5 GP-GS)		8	17	25	1.0	1.0	0	0	0	0

* - Mountain West game. % - at Colorado State. ^ - at Nevada.

Career Highs: Tackles: 4 at Air Force (11/19/22), vs. Utah State (10/15/22).

#47 - Trey White - EDGE

Date	Opponent	U	A	T	TFL	SK	INT	PBU	FF	FR
A.31	Texas A&M-Comm.	3	2	5	1.5	0.5	0	0	1	0
S.7	Oregon State	4	0	4	0.0	0.0	0	0	0	0
S.14	at California	5	1	6	2.5	2.5	0	1	0	0
S.28	at Central Mich.	5	3	8	4.0	3.0	0	0	0	0
O.5	Hawai'i*	4	1	5	4.0	3.0	0	1	0	0
O.12	at Wyoming*	3	1	4	3.0	2.0	0	0	0	0
O.26	Washington St.	2	1	3	0.5	0.5	0	0	0	0
N.1	at Boise State*	2	0	2	1.0	0.0	0	0	0	0
N.8	New Mexico*	1	3	4	0.0	0.0	0	0	0	0
N.16	at UNLV*	2	1	3	0.0	0.0	0	0	0	0
N.23	at Utah State*									
N.30	Air Force*									
2024 Totals		31	13	44	16.5	11.5	0	2	1	0
2023		9	6	15	2.0	0.0	1	1	0	1
2022		1	0	1	0.0	0.0	0	0	0	0
CAREER (25-11 GP-GS)		41	19	60	18.5	11.5	1	3	1	1

* - Mountain West game.

2024/Career Highs: Tackles: 8 at Central Michigan (9/28/24); Tackles for Loss: 4.0 vs. Hawai'i (10/5/24), at Central Michigan (9/28/24); Sacks: 3.0 vs. Hawai'i (10/5/24), at Central Michigan (9/28/24); Pass Breakups: 1 vs. Hawai'i (10/5/24), at California (9/14/24), at Oregon State (9/16/23); Forced Fumbles: 1 vs. Texas A&M-Commerce (8/31/24); Fumble Recoveries: 1 vs. UCLA (9/9/23).

#16 - Jelani Whitmore - CB

Date	Opponent	U	A	T	TFL	SK	INT	PBU	FF	FR
A.31	Texas A&M-Comm.	0	0	0	0.0	0.0	0	0	0	0
O.7	Oregon State	0	0	0	0.0	0.0	0	0	0	0
S.14	at California	1	0	1	0.0	0.0	0	1	0	0
S.28	at Central Mich.	0	1	1	0.0	0.0	0	1	0	0
O.5	Hawai'i*	2	0	2	0.0	0.0	1	0	0	0
O.12	at Wyoming*	0	0	0	0.0	0.0	0	1	0	0
O.26	Washington St.	0	1	1	0.0	0.0	0	0	0	1
N.1	at Boise State*	1	0	1	0.0	0.0	0	0	0	0
N.8	New Mexico*	0	0	0	0.0	0.0	0	0	0	0
N.16	at UNLV*	2	0	2	0.0	0.0	0	0	0	0
N.23	at Utah State*									
N.30	Air Force*									
2024 Totals		6	2	8	0.0	0.0	1	3	0	1
2023		0	0	0	0.0	0.0	0	0	0	0
2022		0	0	0	0.0	0.0	0	0	0	0
CAREER (22-0 GP-GS)		6	2	8	0.0	0.0	1	3	0	1

* - Mountain West game.

2024/Career Highs: Tackles: 2 at UNLV (11/16/24), vs. Hawai'i (10/5/24); Interceptions: 1 vs. Hawai'i (10/5/24); Pass Breakups: 1 at Wyoming (10/12/24), at Central Michigan (9/28/24), at California (9/14/24); Fumble Recoveries: 1 vs. Washington State (10/26/24).

2024 SAN DIEGO STATE PARTICIPATION

PARTICIPATION CHART

No.	Name	TAMC	OSU	CAL	CMU	UH	WYO	WSU	BSU	UNM	UNLV	USU	AFA
99	ALUALU, Tupu	X	X	X	X	X	GS (DL)	GS (DL)	GS (DL)	X	GS (DL)		
42	ANDERSON, Brady	X	X	X	X	-	X	X	X	X	X		
2	ARMSTEAD, Jaylon	X	X	X	-	-	-	-	-	-	-		
31	BADIE, Jared •	X	X	-	-	-	-	-	-	-	-		
77	BARRON, Briley •	-	-	-	-	-	-	X	X	X	X		
15	BEASLEY, Tayvion •	X	X	X	X	X	X	X	X	X	X		
90	BENJAMIN, Sam § •	GS (DL)	GS (DL)	GS (DL)	GS (DL)	X	X	X	X	X	-		
11	BENNETT, Nate § •	GS (WR)	GS (WR)	GS (WR)	GS (WR)	GS (WR)	GS (WR)	GS (WR)	GS (WR)	GS (WR)	X		
41	BERMAN, Jackson •	X	-	-	X	-	-	-	-	-	-		
78	BORJON, Joseph § •	GS (LT)	-	-	-	-	-	-	-	-	-		
4	BROWN IV, Louis § •	GS (WR)	GS (WR)	GS (WR)	GS (WR)	GS (WR)	GS (WR)	-	X	X	-		
55	BRYANT, Brayden § •	GS (C)	GS (C)	GS (C)	GS (C)	GS (C)	GS (C)	GS (C)	GS (C)	GS (C)	GS (C)		
6	BUTLER, Eric §	GS (FS)	GS (FS)	X	GS (FS)	GS (FS)	GS (FS)	GS (FS)	GS (FS)	GS (FS)	GS (FS)		
5	CHAMBLISS, Owen § •	GS (WILL)	GS (WILL)	GS (WILL)	GS (WILL)	GS (WILL)	-	GS (WILL)	-	-	GS (WILL)		
64	CHAVEZ, Tyson	X	-	-	-	-	-	-	-	-	-		
40	CLAY, Krishna § •	GS (DL)	GS (DL)	GS (DL)	GS (DL)	GS (DL)	GS (DL)	GS (DL)	GS (DL)	GS (DL)	GS (DL)		
11	COFFEY III, JD	X	X	X	GS (R)	GS (R)	X	X	X	X	X		
15	COOPER, Marquez § •	GS (RB)	GS (RB)	GS (RB)	GS (RB)	GS (RB)	GS (RB)	GS (RB)	GS (RB)	GS (RB)	GS (RB)		
45	CORNELIUS, Kodi •	-	-	-	X	-	-	-	-	-	-		
97	DALTON, Darrion	-	X	X	X	X	X	X	X	X	X		
29	DAVIS, Cam	-	-	-	X	-	X	X	X	X	X		
75	DIRKSEN, Ryan	-	-	X	X	X	X	X	X	X	X		
29	ESCANO, Arnold	X	X	X	X	X	X	X	X	X	X		
57	FUIMAONO, Saipale •	X	-	-	-	-	-	X	X	-	X		
88	GARRETSON, Gabe •	X	X	X	-	-	-	-	-	-	-		
22	GARRISON, Max	X	X	X	X	X	X	X	X	X	X		
92	GUCAKE, Malik •	X	-	X	X	X	X	X	X	-	-		
35	HAMLETT, Xavier •	X	X	X	X	X	X	X	X	X	-		
87	HARRISON, Michael •	X	X	X	X	X	X	GS (TE)	GS (TE)	X	X		
96	HENDERSON, Ryan §	X	X	X	X	GS (DL)	X	X	X	X	X		
56	HERMAN, DJ §	X	X	X	X	X	X	X	GS (WILL)	GS (WILL)	X		
24	HUNTER, Josh	X	X	X	X	X	X	X	X	X	X		
1	JOHNSON, Chris §	GS (CB)	GS (CB)	GS (CB)	GS (CB)	GS (CB)	GS (CB)	GS (CB)	GS (CB)	GS (CB)	GS (CB)		
70	JONES, Christian	GS (LG)	GS (LT)	GS (LT)	GS (LT)	GS (LT)	GS (LT)	GS (LT)	GS (LT)	GS (LT)	GS (LT)		
33	LARRY, Ezekiel •	X	X	X	X	X	X	-	X	-	-		
21	LETULI, Tano § •	GS (SAM)	GS (SAM)	GS (SAM)	GS (SAM)	-	-	GS (SAM)	GS (SAM)	GS (SAM)	GS (SAM)		
20	LOPEZ, Nick •	X	-	X	X	-	-	-	-	-	-		
32	LOUIS, Marlem •	X	X	GS (DL)	GS (DL)	X	X	GS (DL)	X	X	X		
12	MAGEE, Jatavious	X	X	X	X	X	X	X	X	X	X		
85	McClure, Jerry •	-	-	-	X	X	-	X	-	-	-		
17	McCUIN, Deshawn	X	X	GS (STUD)	GS (STUD)	GS (STUD)	-	GS (STUD)	X	GS (STUD)	GS (STUD)		
27	McLAUGHLIN, Jelani	X	X	X	X	X	X	X	X	X	X		
65	McMAHAN, Tyler § •	X	-	X	GS (RG)	GS (RG)	GS (RG)	GS (RG)	GS (RG)	GS (RG)	GS (RG)		
91	MITCHELL, Keion	X	X	-	X	-	-	-	X	-	X		
58	MOON, Cody	X	X	X	X	X	GS (WILL)	X	X	X	X		
44	MORETTI, Kyle • §	X	X	X	X	GS (SAM)	GS (SAM)	X	X	X	X		
53	MURAO, Myles	X	GS (LG)	GS (LG)	-	-	-	-	-	-	-		
19	NAPIER, Jordan §	X	X	X	X	X	-	X	X	GS (WR)	X		
93	NASSAR, Brady §	GS (DL)	GS (DL)	X	X	X	GS (DL)	X	GS (DL)	GS (DL)	GS (DL)		
7	NIMMO Jr., William •	X	X	GS (FS)	X	X	X	X	X	X	X		
5	O'NEIL, Danny § •	GS (QB)	GS (QB)	-	GS (QB)	GS (QB)	GS (QB)	GS (QB)	GS (QB)	GS (QB)	GS (QB)		
30	OLIVER, Dominic §	X	X	X	X	GS (DL)	X	X	X	-	X		
13	PASTULA, Tyler •	X	X	X	X	X	X	X	X	X	X		
0	PHILLIPS, Bryce § •	GS (CB)	GS (CB)	GS (CB)	GS (CB)	GS (CB)	GS (CB)	GS (CB)	GS (CB)	GS (CB)	GS (CB)		
46	PLASCENCIA, Gabriel	X	X	-	X	X	X	X	X	X	X		
3	POKE, Ja'Shaun • §	GS (WR)	GS (WR)	GS (WR)	GS (WR)	GS (WR)	GS (WR)	GS (WR)	GS (WR)	X	GS (WR)		
83	SHAW, Mekhi	X	X	X	X	X	X	GS (WR)	GS (WR)	GS (WR)	GS (WR)		
9	STALEY, Dalesean § •	GS (R)	GS (R)	GS (R)	-	X	GS (R)	GS (R)	GS (R)	GS (R)	GS (R)		
7	SUTTON, Lucky	X	-	X	-	-	-	-	-	-	-		
16	THREATT, Parker	-	-	-	-	X	X	-	-	X	X		
94	TUIOTI, Teivis § •	GS (DL)	GS (DL)	X	X	X	GS (DL)	X	GS (DL)	GS (DL)	X		
6	TUPOU'ATA-JOHNSON, Javance •	X	-	GS (QB)	-	-	-	X	-	-	-		
63	ULUGALU-MASEULI, Ross	GS (RG)	GS (RG)	GS (RG)	GS (LG)	GS (LG)	GS (LG)	GS (LG)	GS (LG)	GS (LG)	GS (LG)		
81	WELSH, Mikey	X	-	-	-	-	-	-	-	-	-		
47	WHITE, Trey	GS (DL)	GS (DL)	GS (DL)	GS (DL)	GS (DL)	GS (DL)	GS (DL)	GS (DL)	GS (DL)	GS (DL)		
16	WHITMORE, Jelani	X	X	X	X	X	X	X	X	X	X		
74	WILLIAMS, Nate § •	GS (RT)	GS (RT)	GS (RT)	GS (RT)	GS (RT)	GS (RT)	GS (RT)	GS (RT)	GS (RT)	GS (RT)		
36	WILLIAMS, Prince •	X	-	-	-	-	X	-	-	-	-		
50	WINTERMEYER, Ryan	X	X	X	X	X	X	X	X	X	X		
18	WOLFE, Jude § •	GS (TE)	GS (TE)	GS (TE)	GS (TE)	GS (TE)	GS (TE)	-	X	GS (TE)	GS (TE)		

§ - made first career San Diego State start this season. • - made first San Diego State appearance this season. Bold RED indicates a player who has started every game this season. Bold BLACK indicates a player has played in every game this season.

2024 SAN DIEGO STATE STARTERS/PARTICIPATION

OFFENSIVE STARTERS

Position	TAMC	OSU	CAL	CMU	UH	WYO	WSU	BSU	UNM	UNLV	USU	AFA
LT	Barjon	Jones	Jones	Jones	Jones	Jones	Jones	Jones	Jones	Jones		
LG	Jones	Murao	Murao	Ulugalu-Maseuli	Ulugalu-Maseuli	Ulugalu-Maseuli	Ulugalu-Maseuli	Ulugalu-Maseuli	Ulugalu-Maseuli	Ulugalu-Maseuli		
C	Bryant	Bryant	Bryant	Bryant	Bryant	Bryant	Bryant	Bryant	Bryant	Bryant		
RG	Ulugalu-Maseuli	Ulugalu-Maseuli	Ulugalu-Maseuli	McMahan	McMahan	McMahan	McMahan	McMahan	McMahan	McMahan		
RT	N. Williams	N. Williams	N. Williams	N. Williams	N. Williams	N. Williams	N. Williams	N. Williams	N. Williams	N. Williams		
TE	Wolfe	Wolfe	Wolfe	Wolfe	Wolfe	Wolfe	Harrison	Harrison	Wolfe	Wolfe		
QB	O'Neil	O'Neil	Tupou'ata-Johnson	O'Neil	O'Neil	O'Neil	O'Neil	O'Neil	O'Neil	O'Neil		
RB	Cooper	Cooper	Cooper	Cooper	Cooper	Cooper	Cooper	Cooper	Cooper	Cooper		
WR	Bennett	Bennett	Bennett	Bennett	Bennett	Bennett	Bennett	Bennett	Bennett	Bennett		
WR	Brown IV	Brown IV	Brown IV	Brown IV	Brown IV	Brown IV	M. Shaw	M. Shaw	M. Shaw	M. Shaw		
SLOT	Poke	Poke	Poke	Poke	Poke	Poke	Poke	Poke	Napier	Poke		

DEFENSIVE STARTERS

Position	TAMC	OSU	CAL	CMU	UH	WYO	WSU	BSU	UNM	UNLV	USU	AFA
DE	Nassar	Nassar	Louis	Louis	Henderson	Nassar	Louis	Nassar	Nassar	Nassar		
DT	Benjamin	Benjamin	Benjamin	Benjamin	Clay	Alualu	Alualu	Alualu	Clay	Alualu		
DT	Clay	Clay	Clay	Clay	Oliver	Clay	Clay	Clay	Tuiofi	Clay		
DT	Tuiofi	Tuiofi				Tuiofi		Tuiofi				
DE	White	White	White	White	White	White	White	White	White	White		
SAM	Letuli	Letuli	Letuli	Letuli	Moretti	Moon	Letuli	Letuli	Letuli	Letuli		
WILL	Chambliss	Chambliss	Chambliss	Chambliss	Chambliss	Moretti	Chambliss	Herman	Herman	Chambliss		
CB	Johnson	Johnson	Johnson	Johnson	Johnson	Johnson	Johnson	Johnson	Johnson	Johnson		
FS	Butler	Butler	Nimmo	Butler	Butler	Butler	Butler	Butler	Butler	Butler		
STUD			McCuin	McCuin	McCuin		McCuin		McCuin	McCuin		
SS	Staley	Staley	Staley	Coffey	Coffey	Staley	Staley	Staley	Staley	Staley		
CB	Phillips	Phillips	Phillips	Phillips	Phillips	Phillips	Phillips	Phillips	Phillips	Phillips		

SPECIALIST STARTERS

Position	TAMC	OSU	CAL	CMU	UH	WYO	WSU	BSU	UNM	UNLV	USU	AFA
KO	Plascencia	Plascencia	Lopez	Plascencia	Plascencia	Plascencia	Plascencia	Plascencia	Plascencia	Plascencia		
PK	Plascencia	-	Lopez	Lopez	Plascencia	Plascencia	Plascencia	Plascencia	Plascencia	Plascencia		
Holder	Pastula	-	Pastula	Pastula	Pastula	Pastula	Pastula	Pastula	Pastula	Pastula		
Punter	Pastula	Pastula	Pastula	Pastula	Pastula	Pastula	Pastula	Pastula	Pastula	Pastula		
LS	Wintermeyer	Wintermeyer	Wintermeyer	Wintermeyer	Wintermeyer	Wintermeyer	Wintermeyer	Wintermeyer	Wintermeyer	Wintermeyer		
KOR	Poke	Poke	Poke	Poke	Poke	Poke	Poke	Poke	Napier	Poke		
PR	Welsh	M. Shaw	M. Shaw	M. Shaw	M. Shaw	M. Shaw	M. Shaw	M. Shaw	M. Shaw	M. Shaw		

PARTICIPATION CHART

	TAMC	OSU	CAL	CMU	UH	WYO	WSU	BSU	UNM	UNLV	USU	AFA
Dressed	80	80	72	74	74	74	76	74	75	74		
Played	67	58	58	56	51	55	53	54	50	52		
Seniors	26	24	23	23	19	20	20	21	21	19		
Juniors	19	16	17	18	17	19	17	19	15	16		
Sophomores	15	13	13	10	9	9	8	10	9	9		
Freshman (RS/True)	7	5	5	5	6	7	8	4	5	6		
Started	22	22	22	22	22	22	22	22	22	22		
Seniors	8	7	10	10	9	11	11	10	9	10		
Juniors	7	8	6	8	8	7	5	6	6	5		
Sophomores	5	5	4	2	3	4	4	5	5	4		
Freshman (RS/True)	2	2	2	2	2	1	2	1	2	3		
Making SDSU Debut	30	0	1	3	0	0	1	0	0	0		
Making 1st SDSU Start	19	0	1	0	2	1	0	1	1	0		

CAREER START CHART (Offense/Defense)

Player, Pos.	Yr.	Career Starts	Consecutive Starts	2024	2023	2022	2021	2020	2019
Marquez Cooper, RB	Sr.	51	42	10	12	12	13	4	-
Nate Bennett, WR	Sr.	41	10	10	9	11	11	0	-
Nate Williams, OL	Sr.	37	34	10	11	13	4	0	-
Bryce Phillips, CB	Sr.	32	32	10	11	11	JC	-	-
Marlem Louis, EDGE	Sr.*	30	0	3	13	10	4	0	RS
Ja'Shaun Poke, WR	Sr.*	26	1	9	0	5	8	4	RS
Ross Ulugalu-Maseuli, OL	Jr.	26	10	10	10	6	RS	-	-
Kyle Moretti, LB	Sr.	24	0	2	9	12	1	-	-
Brayden Bryant, OL	Sr.	20	10	10	0	10	-	-	-
Dalesean Staley, S	So.	19	5	8	11	RS	-	-	-
Mekhi Shaw, WR	Sr.	17	4	4	7	5	1	RS	-
Tupu Alualu, DL	Sr.	16	1	4	12	JC	JC	-	-
Christian Jones, OL	Jr.	16	10	10	6	0	RS	-	-
Louis Brown IV, WR	Jr.	15	0	6	7	2	-	-	-
Cody Moon, LB	Sr.	15	0	1	5	9	0	-	-
Kenan Christon, RB	Sr.*	13	0	0	10	0	0	0	3
Trey White, EDGE	So.	11	11	10	1	RS	-	-	-
Krishna Clay, DL	So.	10	10	10	-	-	-	-	-
Chris Johnson, CB	Jr.	10	10	10	0	0	-	-	-
Eric Butler, S	Jr.	9	7	9	0	0	-	-	-
Deshawn McCuin, S	Sr.*	9	2	6	2	0	1	0	RS
Danny O'Neil, QB	Fr.	9	7	9	-	-	-	-	-
Michael Harrison, TE	Sr.	8	0	2	4	2	0	RS	-
Tano Letuli, LB	So.	8	4	8	0	-	-	-	-

Player, Pos.	Yr.	Career Starts	Consecutive Starts	2024	2023	2022	2021	2020	2019
Myles Murao, OL	Jr.	8	0	2	6	0	RS	-	-
Jude Wolfe, TE	Sr.*	8	2	8	0	0	0	0	RS
Owen Chambliss, LB	Fr.	7	1	7	RS	-	-	-	-
Brady Nassar, EDGE	So.	6	3	6	0	-	-	-	-
Josh Hunter, S	So.	5	0	0	5	RS	-	-	-
Teivis Tuiofi, DL	Sr.	5	0	5	0	0	0	RS	-
Jaylan Armistead, RB	Sr.	4	0	0	2	2	0	RS	-
Sam Benjamin, DL	Jr.	4	0	4	0	0	-	-	-
Joseph Barjon, OL	Jr.	4	0	1	3	0	-	-	-
JD Coffey II, S	Sr.	3	0	2	1	0	0	-	-
Ezekiel Larry, EDGE	So.	3	0	0	3	RS	-	-	-
Phillippe Wesley, WR	Jr.	3	0	0	3	0	RS	-	-
DJ Herman, LB	Jr.	2	0	2	0	0	RS	-	-
William Nimmo Jr., S	Sr.*	2	0	1	1	0	0	0	-
Brady Anderson, LB	Jr.	1	0	0	1	RS	0	-	-
Cam Davis, RB	Jr.	1	0	0	1	0	RS	-	-
Jordan Napier, WR	Fr.	1	0	1	RS	-	-	-	-

* - Utilizing extra year of eligibility offered by the NCAA due to COVID-19 pandemic

2024 MISCELLANEOUS STATISTICS

MISCELLANEOUS

Game	Coin Toss	KO/Receive	1st Off. Play	1st Off. Poss	1st Def. Poss.	Game Time	Game Length	Jersey	Pants	Result
A&M-Commerce	TAMUC won, def.	Receive	Cooper rush	Punt	TO on Downs	5:05 p.m. PT	3:21	Black	Black	W, 45-14
Oregon State	OSU won, def.	Receive	O'Neil pass (inc.)	Punt	Touchdown	7:37 p.m. PT	3:00	Black	Black	L, 0-21
at California	CAL won, rec.	KO	Cooper rush	Punt	Punt	7:35 p.m. PT	3:28	White	Black	L, 10-31
at Central Michigan	SDSU won, def.	KO	Cooper rush	TO on Downs	Field Goal	3:32 p.m. ET	3:32	White	Black	L, 21-22
Hawai'i	UH won, def.	Receive	O'Neil pass (comp.)	Punt	Punt	5:02 p.m. PT	3:28	Black	Black	W, 27-24
at Wyoming	WYO won, def.	Receive	O'Neil pass (inc.)	Punt	Punt	1:32 p.m. MT	3:36	White	Black	W, 27-24
Washington State	WSU won, def.	Receive	O'Neil pass (comp.)	Punt	Touchdown	7:38 p.m. PT	3:32	Black	Black	L, 26-29
at Boise State	BSU won, def.	Receive	O'Neil pass (inc.)	Punt	Touchdown	6:10 p.m. MT	3:12	White	Black	L, 24-56
New Mexico	SDSU won, def.	KO	Cooper rush	Punt	Punt	7:35 p.m. PT	3:15	Black	Black	L, 16-21
at UNLV	SDSU won, def.	KO	Cooper rush	Interception	Punt	7:37 p.m. PT	3:44	White	Black	L, 20-41

AVERAGE STARTING FIELD POSITION

Category	San Diego State	Opponents
Drives Started	118	118
Cumulative Starting Yard Line	3,736	3,149
Average Field Position	Own 31.68	Own 26.69
Drives Started in Plus Territory/Aft. to Score	13/12	10/10
Scores/Touchdowns, Field Goals	8/4,4	5/4,1
Points	39	31
Drives Started Inside/At Own 25	29/34	38/31
Points Scored (TDs/FGs)	85 (10/5)	164 (21/6)

* - kick/punt returns for a touchdown not included. & - overtime possessions not included

SDSU OFFENSIVE POSSESSIONS (DEF/ST SCORES NOT INCLUDED)

Game	Poss.	TD	FG	MFG	Punt	TO	Clock	Downs	3&Out*	PPP^
A&M-Comm.++	11	4	1	1	3	0	0	2	2	2.45
Oregon State	12	0	0	0	8	1	2	0	5	0.00
at California	13	1	1	0	6	2	2	1	3	0.69
at Central Michigan	13	3	0	2	5	0	2	1	3	1.38
Hawai'i	10	3	2	0	5	0	0	0	3	2.40
at Wyoming+	13	2	2	0	7	1	0	1	3	1.38
Washington State	11	3	2	0	4	1	0	1	3	2.18
at Boise State	11	3	1	0	4	2	1	0	6	1.91
New Mexico	10	1	3	0	5	0	1	0	0	1.50
at UNLV	14	3	0	0	6	2	1	2	7	1.29

* - less if there is a turnover or end of half; must not have earned a first down or scored points. + - indicates team scored a non-offensive touchdown. & - overtime possession included. # - possession/turnover not included when offense never had ball (turnover on special teams). ^ - PATs/2-pt. not included. • - also includes free kick after a safety. @ - safety included

OPPONENT OFFENSIVE POSSESSIONS (DEF/ST SCORES NOT INCLUDED)

Game	Poss.	TD	FG	MFG	Punt	TO	Clock	Downs	3&Out*	PPP^
A&M-Commerce	13	2	0	0	6	3	1	1	4	0.46
Oregon State	11	3	0	2	5	0	0	0	1	1.64
at California	13	4	1	1	3	1	0	1	2	2.08
at Central Michigan	11	2	3	0	5	1	0	0	1	1.91
Hawai'i	10	3	1	0	5	1	1	1	3	2.10
at Wyoming	15	3	1	1	7	2	1	0	4	1.40
Washington State	11	4	0	0	3	0	2	2	2	2.18
at Boise State+	10	7	0	0	2	0	1	0	2	4.20
New Mexico	10	3	0	0	5	0	1	1	1	2.00
at UNLV	14	5	2	0	4	1	1	1	4	2.57

* - less if there is a turnover or end of half; must not have earned a first down or scored points. + - indicates team scored a non-offensive touchdown. & - overtime possession included. # - possession/turnover not included when offense never had ball (turnover on special teams). ^ - PATs/2-pt. not included. • - also includes free kick after a safety.

DRIVE ANALYSIS

Game	SDSU		OPPONENT	
	TD	FG	TD	FG
A&M-Commerce	6 [^]	1	2	0
Oregon State	0	0	3	0
at California	1	1	4	1
at Central Michigan	3	0	2	3
Hawai'i	3	2	3	1
at Wyoming	3 [^]	2	3	1
Washington State	3	2	4	0
at Boise State	3	1	7 [^]	0
New Mexico	1	3	3	0
at UNLV	3	0	5	2
TOTALS	15	12	36	8

[^] - indicates team scored a non-offensive touchdown. & - overtime drives included

GAME-OPENING DRIVE

Game	SDSU			OPPONENT		
	Pts.	FD	Yds.	Pts.	FD	Yds.
A&M-Commerce	0	0	-9 [^]	0	1	18
Oregon State	0	0	6 [^]	7	3	53
at California	0	1	20	0	0	3
at Central Michigan	0	3	46	3	1	61
Hawai'i	0	1	3	0	0	2 [^]
at Wyoming	0	1	8	0	0	-5 [^]
Washington State	0	1	18	7	3	65
at Boise State	0	0	3 [^]	7	5	66
New Mexico	0	1	11	0	0	-7 [^]
at UNLV	0	0	5 [^]	0	0	7 [^]
TOTALS	0	8	111	24	13	263
AVERAGES	0.0	0.8	11.1	2.4	1.3	26.3

[^] - indicates possession ended in a 3-and-out or less

OPENING SECOND-HALF DRIVE

Game	SDSU			OPPONENT		
	Pts.	FD	Yds.	Pts.	FD	Yds.
A&M-Commerce	7	1	66	0	1 ^p	3
Oregon State	0	0	4 [^]	0	1	16
at California	0	0	9 [^]	7	2	85
at Central Michigan	0	0	7 [^]	7	4 ^p	77
Hawai'i	3	2	19	0	0	3
at Wyoming	0	2	27	3	4	50
Washington State	0	0	7 [^]	0	0	-11 [^]
at Boise State	0	0	-6 [^]	7	4	75
New Mexico	0	2	21	0	1	38
at UNLV	0	0	2	7	4	73
TOTALS	10	7	158	31	21	409
AVERAGES	1.0	0.7	15.8	3.1	2.1	40.9

[^] - indicates possession ended in a 3-and-out. ^p - indicates first down gained by penalty.

2024 MISCELLANEOUS STATISTICS

SDSU SCORING DRIVES

Opponent	Plays	Drive Yds.	TOP	Type Of Score	Qtr/Time	Drive Start	Scoring Play
A&M-Comm.	16	48	5:27	FG	1st/0:28	SDSU21	Plascencia 50-yd field goal
	6	66	1:54	TD	3rd/11:34	SDSU34	Cooper 47-yd run
	3	62	0:44	TD	3rd/6:36	SDSU38	Brown 44-yd pass f/O'Neil
	7	95	2:17	TD	4th/14:55	SDSU5	Cooper 7-yd run
	7	79	4:28	TD	4th/6:57	SDSU21	Napier 8-yd pass f/O'Neil
Oregon State	N/A						
at California	8	29	3:40	FG	1st/5:42	CAL40	Lopez 29-yd field goal
	7	75	2:28	TD	4th/11:05	SDSU25	Napier 40-yd pass f/Tupou'ata-Johnson
at Central Mich.	6	75	1:56	TD	1st/6:13	SDSU25	Cooper 3-yd run
	4	17	1:07	TD	2nd/12:43	CMU17	Wolfe 5-yd pass f/O'Neil
	3	73	0:53	TD	2nd/3:30	SDSU27	Wolfe 26-yd pass f/O'Neil
Hawai'i	16	53	6:38	FG	1st/5:35	SDSU42	Plascencia 24-yd field goal
	8	55	3:37	TD	2nd/4:49	SDSU45	Cooper 9-yd run
	9	75	1:47	TD	2nd/0:06	SDSU25	Brown 16-yd pass f/O'Neil
	10	19	4:46	FG	3rd/8:33	UH44	Plascencia 43-yd field goal
	8	87	2:30	TD	4th/7:05	SDSU13	Cooper 2-yd run
at Wyoming	4	6	1:21	FG	1st/6:27	WYO10	Plascencia 22-yd field goal
	8	75	3:54	TD	2nd/5:14	SDSU25	Cooper 4-yd run
	4	80	0:49	TD	4th/13:54	SDSU20	Napier 27-yd pass f/O'Neil
	7	77	3:36	FG	4th/7:35	SDSU18	Plascencia 28-yd field goal
Washington St.	10	47	3:32	FG	1st/12:26	SDSU25	Plascencia 46-yd field goal
	10	60	3:32	FG	1st/0:00	SDSU30	Plascencia 28-yd field goal
	6	60	1:41	TD	2nd/0:17	SDSU40	Cooper 7-yd run
	3	43	1:06	TD	3rd/7:05	WSU43	Bennett 27-yd pass f/Napier
	11	69	5:23	TD	4th/13:39	SDSU31	Cooper 1-yd run
at Boise State	8	52	2:19	FG	2nd/9:12	SDSU40	Plascencia 27-yd field goal
	5	65	1:42	TD	2nd/5:58	SDSU35	Cooper 6-yd run
	16	75	5:28	TD	4th/7:35	SDSU25	Napier 30-yd pass f/O'Neil
	7	54	2:21	TD	4th/0:30	SDSU46	Shaw 30-yd pass f/O'Neil
New Mexico	13	71	5:32	FG	1st/3:08	SDSU25	Plascencia 22-yd field goal
	7	15	2:24	FG	2nd/14:52	UNM28	Plascencia 31-yd field goal
	8	61	2:41	TD	2nd/2:37	SDSU35	Cooper 5-yd pass f/O'Neil
	16	80	5:20	FG	3rd/1:39	SDSU10	Plascencia 28-yd field goal
at UNLV	5	40	2:07	TD	2nd/3:25	UNLV40	Brown 29-yd pass f/O'Neil
	4	75	1:18	TD	3rd/8:22	SDSU25	Poke 46-yd pass f/O'Neil
	8	35	3:06	TD	4th/13:46	UNLV35	O'Neil 1-yd run

OPPONENT SCORING DRIVES

Opponent	Plays	Drive Yds.	TOP	Type Of Score	Qtr/Time	Drive Start	Scoring Play
A&M-Comm.	10	75	4:08	TD	2nd/0:59	AMC25	Oakmon 1-yd run
	8	65	4:18	TD	3rd/2:17	AMC35	Allison 6-yd pass f/Rodriguez
Oregon State	5	53	1:53	TD	1st/11:47	OSU47	Griffin 16-yd run
	13	98	8:04	TD	4th/14:53	OSU2	Hankerson 15-yd run
	5	42	2:58	TD	4th/4:36	SDSU42	Coufield 21-yd pass f/McCoy
at California	7	69	3:17	TD	1st/2:25	CAL31	Mendoza 8-yd run
	8	85	3:55	TD	3rd/9:36	CAL15	Calloway 7-yd run
	13	90	5:37	TD	3rd/1:30	CAL10	Dyches 20-yd pass f/Mendoza
	5	-5	1:50	FG	4th/13:33	SDSU25	Coe 48-yd field goal
	3	75	1:17	TD	4th/9:48	CAL25	Hunter 15-yd pass f/Mendoza
at Central Mich.	6	61	2:28	FG	1st/12:26	CMU32	Mattson 25-yd field goal
	12	75	5:42	TD	1st/0:31	CMU25	Lukes 8-yd pass f/Labas
	12	59	3:04	FG	2nd/0:26	CMU25	Mattson 34-yd field goal
	15	77	5:52	TD	3rd/5:52	CMU23	Harris 1-yd run
	15	52	1:51	FG	4th/0:05	CMU20	Mattson 46-yd field goal
Hawai'i	15	77	4:49	FG	1st/0:43	UH10	Matsuzawa 30-yd field goal
	6	77	2:50	TD	2nd/1:53	UH23	Hines 23-yd pass f/Schager
	12	75	6:27	TD	3rd/2:06	UH25	Ashlock 6-yd pass f/Schager
	14	89	5:48	TD	4th/9:44	UH11	Cenacle 23-yd pass f/Schager
at Wyoming	2	75	0:41	TD	1st/5:46	WYO25	Sargent 70-yd pass f/Svoboda
	12	75	5:54	TD	1st/9:08	WYO25	Scott 1-yd run
	15	50	4:55	FG	3rd/10:05	WYO25	Hayland 42-yd field goal
	6	78	2:17	TD	3rd/14:50	WYO22	Svoboda 51-yd run
Washington St.	5	65	1:37	TD	1st/12:26	WSU35	Mathers 26-yd pass f/Mateer
	16	74	7:37	TD	2nd/7:19	WSU26	Mateer 1-yd run
	4	80	1:27	TD	4th/12:09	WSU20	Hernandez 34-yd pass f/Mateer
	7	63	3:28	TD	4th/5:03	WSU37	Mateer 2-yd run
at Boise State	8	66	3:35	TD	1st/10:34	BSU34	Coples 18-yd pass f/Madsen
	10	75	5:48	TD	1st/1:39	BSU25	Coples 19-yd pass f/Madsen
	9	58	3:34	TD	2nd/11:35	BSU42	Strachan 14-yd pass f/Madsen
	13	75	5:36	TD	2nd/0:22	BSU25	Coples 14-yd pass f/Madsen
	9	75	4:47	TD	3rd/10:13	BSU25	Jeanty 4-yd run
	13	90	6:27	TD	4th/13:03	BSU25	Jeanty 4-yd run
	8	75	4:32	TD	4th/7:35	BSU25	Crowe 2-yd run
New Mexico	4	99	1:24	TD	1st/8:46	UNM1	Sanders 51-yd run
	2	81	0:32	TD	1st/2:32	UNM19	Sanders 68-yd run
	9	65	3:25	TD	4th/13:07	UNM35	Davis 8-yd pass f/Dampier
at UNLV	4	50	2:08	TD	1st/4:05	SDSU50	Ballungay 2-yd pass f/Williams
	9	70	3:02	TD	2nd/14:24	UNLV30	Burrell 20-yd run
	6	38	2:12	TD	2nd/9:20	SDSU38	Thomas 4-yd run
	5	47	0:45	TD	2nd/0:16	SDSU47	Williams 12-yd run
	3	73	3:48	TD	3rd/9:40	UNLV27	Williams 7-yd run
	5	47	1:36	FG	3rd/6:46	UNLV25	Chittenden 46-yd field goal
	10	72	4:09	FG	4th/9:37	UNLV25	Chittenden 21-yd field goal

2024 MISCELLANEOUS STATISTICS

	San Diego State	Opponents
TOTAL SCORE	116	283
Time Spent in the Lead (<i>Tied 94:45</i>)	162:55	336:06
Total Plays - Yards	657-3,247	726-4,154
Plus Territory: Plays-Yards	255-1,260	311-1,581
Drives with Plays in Plus Territory (<i>OT not included</i>)	61-of-118	63-of-118
First Down Plays-Yards	269-1,322	303-1,755
Average on First Down	4.91	5.79
Rushes-Yards (Avg.)	145-510 (3.52)	181-1,052 (5.81)
Passes-Yards (Avg.)	116-712 (6.14)	124-703 (5.67)
First Down Sacked-Yards (recorded as a rush)	11-(-59)	10-(-47)
First Down Penalties by Opponent-Yards	9-88	13-149
First Down Penalties by Offense-Yards	25-205	19-144
First Downs Made	50	63
First Down Turnovers	4	5
First Down Touchdowns	10	15
Third Down Efficiency (Pct.)	50-147 (34.0)	67-147 (45.6)
Rushing (Pct.)	21-51 (41.2)	33-57 (57.9)
Passing (Pct.)	29-89 (32.6)	33-83 (39.8)
Third Down Sacked-Yards (recorded as a rush)	7-(-60)	8-(-43)
Conversion Penalties	7	6
Third Down Penalties by Opponent-Yards	7-92	7-90
Third Down Penalties by Offense-Yards	12-80	8-65
Yards Gained	847	916
Average Yards Gained/Att.	5.76	6.23
3rd & Long (9 or more yards)	16-86 (18.6%)	17-72 (23.6%)
3rd & Short (4 or fewer yards)	22-41 (53.7%)	34-58 (58.6%)
Third Down Turnovers	3	1
Third Down Touchdowns	5	4
Fourth Down Efficiency (yards)	15-25 (138)	13-23 (125)
Three and Outs or Less (Must Have Earned 1st Down or Scored)	34	30
Opponent Turnovers-Points (per Turnover)	11-52 (4.7)	9-28 (3.1)
* - indicates an additional turnover gained in overtime		
Scores-Times in the Red Zone (Points)	23-30 (121)	34-35 (203)
Plays-Yards	97-192	103-436
Third Down Efficiency	4-21	6-19
Scores-Times in Goal to Go (Points)	19-21 (101)	20-21 (123)
Plays-Yards	56-87	56-107
Explosive Plays (20-Plus Yards)	38	40
Rushing	10	15
Passing	28	25
Yards by Quarter:		
First	705	1,113
Second	990	1,016
Third	694	978
Fourth	858	1,047

FIRST DOWNS EARNED

Name	Pass	Receive	Rush	Total
Armstead	0	1	1	2
Bennett	0	7	0	7
Brown IV	0	19	0	19
Chambliss	0	1	0	1
Cooper	0	4	51	55
Davis	0	0	4	4
Harrison	0	5	0	5
Herman	1	0	0	1
O'Neil	76	0	5	81
Napier	1	12	0	13
Pastula	1	0	0	1
Poke	0	21	0	21
Shaw	0	5	0	5
Tupou'ata-Johnson	8	0	1	9
White	0	0	1	1
Wolfe	0	6	0	6

2024 MISCELLANEOUS STATISTICS

RESULT OF SAN DIEGO STATE TURNOVERS

Opponent	Qtr.	Turnover (Player)	Defender	Led To	Pts.*
Oregon State	3	Fumble (O'Neil)	Kane (FF), Taylor (FR)	Touchdown	7
at California	2	Interception (Tupou'ata-Johnson)	Williams (INT)	Missed FG	0
	4	Interception (Tupou'ata-Johnson)	Harris (INT)	TO on Downs	0
at Wyoming	2	Interception (O'Neil)	Shay (INT)	Missed FG	0
Washington St.	4	Interception (O'Neil)	Al-Uqadah (INT)	Touchdown	8
at Boise State	1	Interception (O'Neil)	McCoy (INT)	Touchdown	7
	1	Interception (O'Neil)	Teubner (INT)	Touchdown	7
at UNLV	1	Interception (O'Neil)	Oliver (INT)	TO on Downs	0
	2	Interception (O'Neil)	Catalan (INT)	Touchdown	7

San Diego State's 9 turnover resulted in 36 points for its opponents.
+ - indicates turnover was gained in overtime

RESULT OF OPPONENT TURNOVERS

Opponent	Qtr.	Turnover (Player)	Defender	Led To	Pts.*
A&M-Comm.	2	Fumble (Wilson)	Johnson (FF), Clay (FR)	Punt	0
	3	Fumble (Rodriguez)	White (FF), Letuli (FR)	Touchdown	6
	4	Interception (Rodriguez)	Coffey (INT)	Touchdown	7
at California	2	Interception (Mendoza)	Letuli (INT)	Punt	0
at Central Mich.	2	Fumble (Kent)	Johnson (FF), Anderson (FR)	Touchdown	7
Hawai'i	2	Interception (Schager)	Whitmore (INT)	Touchdown	7
at Wyoming	1	Interception (Svoboda)	Johnson (INT)	Field Goal	3
	1	Interception (Svoboda)	Butler (INT)	Touchdown	7
at UNLV	4	Fumble (Friel)	Butler (FF), Staley (FR)	TO on Downs	0

Opponent's 9 turnovers resulted in 37 points for San Diego State
+ - indicates turnover was gained in overtime

TURNOVER ANALYSIS

	TO	Opp. Pts.	TD/FG	Pts./TO*
San Diego State	9	36	5/0	4.00
Opponent	10	40	5/2	4.00

+ - indicates an additional turnover was lost in overtime

TURNOVERS LOST

Name	TO's Lost	Fum.	Int.	Points	^PPT
Danny O'Neil	7	1	6	36	5.14
Javance Tupou'ata Johnson	2	0	2	0	0.0
TOTALS	9	1	8	36	4.00

TO'S Lost - turnovers lost. Fum. - fumbles lost. Int. - Interceptions thrown. Points - points scored by the opponent after a turnover. ^PPT - points per turnover scored by the opponent (does not include turnovers gained in overtime). NOTE: Total turnovers equals FUM and INT.

TURNOVERS GAINED

Name	#TAPO	FF	FR	Int.	Points	^PPT
Anderson	1	0	1	0	3.5	3.50
Butler	2	1	0	1	7.0	3.5
Clay	1	0	1	0	0	0.00
Coffey	1	0	0	1	7	7.00
Johnson	3	2	0	1	6.5	2.17
Letuli	2	0	1	1	3	1.75
Phillips	1	0	0	1	0	0.00
Staley	1	0	1	0	0	0.00
White	1	1	0	0	3	3.50
Whitmore	2	0	1	1	10	7.00
TOTALS	15	4	5	4	40	2.66

#TAPO - turnovers a part of (FF, FR, Int.). FF - forced fumbles, FR - fumbles recovered. Int. - Interceptions. Points - points scored off an opponent's turnover (NOTE: fumbles forced and fumbles recovered are each awarded half the points for SDSU's score ex.: a touchdown and PAT after a fumble gives each player 3.50 points). ^PPT - points per turnover scored by SDSU (+ - indicates an additional turnover was gained in overtime. * - total turnovers equals FR and Int.)

2024 MISCELLANEOUS STATISTICS

SAN DIEGO STATE BIG OFFENSIVE PLAYS (20+ YARDS) (36 overall)

Game	Player	Type	Down & Dist.	Yards
A&M-Commerce (7)	O'Neil/Brown IV	Pass	2nd & 4	39
	Cooper	Rush	3rd & 2	47
	O'Neil/Brown IV	Pass	1st & 10	44
	Cooper	Rush	1st & 10	38
	O'Neil/Napier	Pass	3rd & 4	29
	O'Neil	Rush	1st & 10	28
	Cooper	Rush	2nd & 6	28
Oregon State (2)	O'Neil/Cooper	Pass	3rd & 12	21
	O'Neil/Brown IV	Pass	1st & 10	35
at California (2)	Tupou'ata-Johnson/Poke	Pass	1st & 10	20
	Tupou'ata-Johnson/Napier	Pass	3rd & 4	40
at Central Mich. (5)	O'Neil/Bennett	Pass	3rd & 8	34
	O'Neil/Brown IV	Pass	2nd & 17	43
	Cooper	Rush	1st & 10	47
	O'Neil/Wolfe	Pass	2nd & 10	26
	O'Neil/Brown IV	Pass	2nd & 9	41
Hawai'i (3)	O'Neil/Brown IV	Pass	1st & 10	30
	Cooper	Rush	1st & 10	31
	O'Neil/Bennett	Pass	2nd & 10	48
at Wyoming (5)	O'Neil/Wolfe	Pass	1st & 10	32
	O'Neil/Napier	Pass	3rd & 10	53
	O'Neil/Napier	Pass	1st & 10	27
	O'Neil/Bennett	Pass	1st & 10	41
	Cooper	Rush	1st & 10	26
Washington St. (5)	Herman/Poke	Pass	4th & 4	21
	Davis	Rush	1st & 15	38
	Napier/Bennett	Pass	1st & 10	27
	Cooper	Rush	2nd & 4	20
	O'Neil/Napier	Pass	3rd & 9	31
at Boise State (4)	O'Neil/Napier	Pass	3rd & 13	40
	Cooper	Rush	2nd & 10	42
	O'Neil/Napier	Pass	4th & 5	30
New Mexico (1)	O'Neil/Shaw	Pass	3rd & 12	30
	O'Neil/Napier	Pass	2nd & 5	40
at UNLV (2)	O'Neil/Brown IV	Pass	2nd & 10	29
	O'Neil/Poke	Pass	1st & 10	46

RED indicates touchdown scored on the play

OPPONENT BIG OFFENSIVE PLAYS (20+ YARDS) (42 overall)

Game	Player	Type	Down & Dist.	Yards
A&M-Commerce (2)	Rodriguez/Bilbo	Pass	3rd & 4	27
	Oakmon	Rush	1st & 10	24
Oregon State (3)	Johnson	Rush	1st & 10	23
	McCoy/Walker	Pass	3rd & 11	41
	McCoy/Caufield	Pass	3rd & 3	21
at California (5)	Thomas	Rush	2nd & 6	37
	Thomas	Rush	3rd & 1	57
	Mendoza/Grizzell	Pass	3rd & 10	21
	Mendoza/Dyches	Pass	1st & 10	20
at Central Mich. (3)	Calloway	Rush	2nd & 10	60
	Labas/Harris	Pass	2nd & 10	60
	Chapeau/Whiteside	Pass	4th & 3	23
Hawai'i (3)	Labas/Lukes	Pass	2nd & 8	43
	Schager/Cenacle	Pass	2nd & 10	20
	Schager/Hines	Pass	1st & 10	23
at Wyoming (4)	Schager/Cenacle	Pass	2nd & 12	23
	Svoboda/Sargent	Pass	2nd & 5	70
	Scott	Rush	1st & 10	27
	Svoboda	Rush	1st & 10	51
	Svoboda	Rush	1st & 10	24
Washington St. (5)	Williams	Rush	1st & 10	22
	Mateer/Mathers	Pass	2nd & 8	26
	Mateer/Meredith	Pass	3rd & 5	25
	Mateer/Williams	Pass	2nd & 1	33
	Mateer/Hernandez	Pass	2nd & 6	34
at Boise State (2)	Jeanly	Rush	1st & 10	35
	Madsen/Strachan	Pass	3rd & 5	22
New Mexico (5)	Dampier/Medford	Pass	1st & 10	35
	Sanders	Rush	1st & 10	51
	Sanders	Rush	1st & 10	68
	Dampier/Trujillo	Pass	3rd & 17	43
	Dampier	Rush	3rd & 2	27
at UNLV (8)	Williams/White III	Pass	3rd & 1	21
	De Jesus	Rush	1st & 10	43
	Williams/Ballungay	Pass	2nd & 16	29
	Burrell	Rush	1st & 10	20
	Williams/White III	Pass	1st & 10	22
	Williams/De Jesus	Pass	1st & 10	25
	Williams/McGee	Pass	1st & 10	47
	James	Rush	2nd & 1	22

RED indicates touchdown scored on the play

SAN DIEGO STATE BIG OFFENSIVE PLAYS (20+ YARDS)

Name	Total	Rushing	Receiving	20-29	30-39	40-49	50-59	60-69	70-79	80-89	90-99
Nate Bennett, WR	4		4	1	1	2					
Louis Brown IV, WR	5		5	1	1	3					
Marquez Cooper, RB	8	8		3	2	3					
Cam Davis, RB	1	1			1						
Jordan Napier, WR	8		8	2	2	3	1				
Danny O'Neil, QB	1	1		1							
Ja'Shaun Poke, WR	3		3	2		1					
Mekhi Shaw, WR	1		1		1						
Jude Wolfe, TE	2		2	1	1						
SDSU TOTALS	33	10	23	11	9	12	1				
OPPONENT	37	15	22	22	5	4	2	3	1		

2024 MISCELLANEOUS STATISTICS

SEASON HIGHS

POINTS SCORED

12, Marquez Cooper vs. A&M-Commerce (Aug. 31)
12, Jude Wolfe at Central Michigan (Sept. 28)
12, Marquez Cooper vs. Hawai'i (Oct. 5)
12, Marquez Cooper vs. Washington State (Oct. 26)
10, Gabriel Plascencia vs. New Mexico (Nov. 8)

TOUCHDOWNS SCORED

2, Marquez Cooper vs. A&M-Commerce (Aug. 31)
2, Jude Wolfe at Central Michigan (Sept. 28)
2, Marquez Cooper vs. Hawai'i (Oct. 5)
2, Marquez Cooper vs. Washington State (Oct. 26)

MOST RUSHING ATTEMPTS

35, Marquez Cooper vs. New Mexico (Nov. 8)
34, Marquez Cooper at Central Michigan (Sept. 28)
30, Marquez Cooper vs. Hawai'i (Oct. 5)

MOST RUSHING YARDS

223, Marquez Cooper vs. A&M-Commerce (Aug. 31)
123, Marquez Cooper vs. New Mexico (Nov. 8)
111, Marquez Cooper at Central Michigan (Sept. 28)

MOST RUSHING TOUCHDOWNS

2, Marquez Cooper vs. A&M-Commerce (Aug. 31)
2, Marquez Cooper vs. Hawai'i (Oct. 5)
2, Marquez Cooper vs. Washington State (Oct. 26)

LONGEST RUSH

47, Marquez Cooper vs. A&M-Commerce (Aug. 31)
47, Marquez Cooper at Central Michigan (Sept. 28)
42, Marquez Cooper at Boise State (Nov. 1)
38, 2x, last: Cam Davis vs. Washington St. (Oct. 26)

MOST PASSING ATTEMPTS

41, Danny O'Neil vs. New Mexico (Nov. 8)
34, Danny O'Neil vs. Washington State (Oct. 26)
33, Danny O'Neil vs. A&M-Commerce (Aug. 31)
33, Danny O'Neil vs. Hawai'i (Oct. 5)

MOST PASSING COMPLETIONS

26, Danny O'Neil vs. New Mexico (Nov. 8)
24, Danny O'Neil vs. Hawai'i (Oct. 5)
22, Danny O'Neil vs. A&M-Commerce (Aug. 31)
22, Danny O'Neil vs. Washington State (Oct. 26)

THIRD DOWN EFFICIENCY ANALYSIS

	Total	Pct.	1	2	3	4	5	6	7	8	9	10	11+	Longest Converted
SAN DIEGO STATE	50-147	34.01	9-11	2-5	3-6	5-12	5-14	4-11	2-7	5-15	3-8	2-8	7-30	3rd & 16 at UNLV
OPPONENTS	67-147	45.58	16-18	5-10	7-12	9-16	5-10	5-11	6-11	2-8	1-6	5-12	6-28	3rd & 17 vs. UNM

GOAL TO GO

	No.	Score	TD	FG	MFG	Downs	TOs	Half	Game	Points^	PPP
SAN DIEGO STATE	15	14	10	4	0	0	1	0	0	72	4.80
OPPONENTS	19	17	14	3	0	1	1	0	0	93	4.89

^ - does not include PAT. PPP - points per possession

PUNT ANALYSIS

	Punts	Yards	Avg.	TB	Returns	Yards	Avg.	Net Avg.	Pct. Not Returned	In 20	In 10	In 5	Opp. Territory No.	Yds.	Adj. 50 & Out No.	Avg.
Tyler Pastula	51	2,345	46.0	6	17	108	6.4	41.5	66.67	17	10	6	9	362	42	47.2
Danny O'Neil	1	20	20.0	0	0	0	0.0	20.0	0.00	0	0	0	1	20	0	0.0
TEAM (blocked punts)	1	4	4.0	0	0	0	0	0	0.00	0	0	0	0	0	0	0.0
TOTAL	53	2,369	44.7	6	17	108	6.4	40.4	67.92	17	10	6	10	382	42	46.2
OPPONENTS	43	1,666	38.7	1	15	94	6.3	36.1	65.1	12	4	1	6	186	35	42.3

Returns - times the opponent returned a punt. Yards - yards for the returned punts. Avg. - yards per returned punt. Pct. Not Returned - percent of punts that were not returned. In 20 - inside the 20. In 10 - inside the 10. In 5 - inside the 5. Opp. Territory - number and yards of punts inside opponents territory. Adj. 50 & Out - punt average excluding punts inside opponents territory.

KICKOFF ANALYSIS

	Total	RET	FC	MUF	NA	TB	In 20	In 25	OB	OnS	Squib	Total YL	Return YL	AFP	AFP w/R
Gabriel Plascencia	41	15	6	0	24	18	7	9	3	1	0	1,058	378	25.80	25.20
Nick Lopez	6	2	1	1	4	3	0	1	0	0	0	157	52	26.17	26.00
TOTAL	47	17	7	1	28	21	7	10	3	1	0	1,215	410	25.85	24.12
OPPONENTS	55	19	0	1	33	33	5	9	2	0	0	1,521	556	27.65	29.26

Does not include penalties. RET - no. of returns. FC - fair catch. MUF - muffed. NA - no attempt at a return. TB - touchback. In 20 - inside 20. In 25 - inside 25. OB out of bounds. OnS - onsides (does not count for AFP or AFP w/R). Squib - squibs. Total YL - opponent total yard line. Return YL - opponent total yard line on returns. AFP - average field position on kickoffs. AFP w/R - average position on returned kickoffs

MOST FIELD GOALS

3, Gabriel Plascencia vs. New Mexico (Nov. 8)
2, Gabriel Plascencia vs. Hawai'i (Oct. 5)
2, Gabriel Plascencia at Wyoming (Oct. 12)
2, Gabriel Plascencia vs. Washington St. (Oct. 26)

LONGEST FIELD GOAL

50, Gabriel Plascencia vs. A&M-Commerce (Aug. 31)
46, Gabriel Plascencia vs. Washington St. (Oct. 26)
43, Gabriel Plascencia vs. Hawai'i (Oct. 5)

MOST PUNTS

7, Tyler Pastula vs. Oregon State (Sept. 7)
7, Tyler Pastula at Wyoming (Oct. 12)
6, 2x, last: Tyler Pastula at UNLV (Nov. 16)

HIGHEST PUNTING AVERAGE

50.2, Tyler Pastula at Boise State (Nov. 1)
48.6, Tyler Pastula vs. Oregon State (Sept. 7)
48.2, Tyler Pastula at UNLV (Nov. 16)

LONGEST PUNT

79, Tyler Pastula at Boise State (Nov. 1)
75, Tyler Pastula at Wyoming (Oct. 12)
65, Tyler Pastula vs. Hawai'i (Oct. 5)

LONGEST PUNT RETURN

20, Mekhi Shaw at UNLV (Nov. 16)
16, Jordan Napier at Wyoming (Oct. 12)
15, Mekhi Shaw vs. Hawai'i (Oct. 5)

MOST PUNT RETURN YARDS

22, Mekhi Shaw vs. Hawai'i (Oct. 5)
20, Mekhi Shaw at UNLV (Nov. 16)
16, Jordan Napier at Wyoming (Oct. 12)

LONGEST KICKOFF RETURN

61, Jordan Napier vs. New Mexico (Nov. 8)
46, Chris Johnson at Boise State (Nov. 1)
44, Ja'Shaun Poke vs. A&M-Commerce (Aug. 31)

MOST KICKOFF RETURN YARDS

79, Jordan Napier vs. New Mexico (Nov. 8)
61, Ja'Shaun Poke vs. Washington State (Oct. 26)
54, Ja'Shaun Poke at UNLV (Nov. 16)

MOST ALL-PURPOSE YARDS

233, Marquez Cooper vs. A&M-Commerce (Aug. 31)
149, Louis Brown IV at Central Michigan (Sept. 28)
142, Ja'Shaun Poke vs. Washington State (Oct. 26)
142, Jordan Npaier vs. New Mexico (Nov. 8)
137, Marquez Cooper vs. Hawai'i (Oct. 5)

MOST TACKLES

15, JD Coffey III at Central Michigan (Sept. 28)
10, Tano Letuli vs. Washington State (Oct. 26)
10, Tano Letuli at Boise State (Nov. 1)
9, Chris Johnson vs. Oregon State (Sept. 7)

MOST SACKS

3.0, Trey White at Central Michigan (Sept. 28)
3.0, Trey White vs. Hawai'i (Oct. 5)
2.5, Trey White at California (Sept. 14)
2.0, Trey White at Wyoming (Oct. 12)

MOST TACKLES FOR LOSS

4.0, Trey White at Central Michigan (Sept. 28)
4.0, Trey White vs. Hawai'i (Oct. 5)
3.0, Trey White at Wyoming (Oct. 12)
3.0, Brady Nassar at UNLV (Nov. 16)
2.5, Trey White at California (Sept. 14)

MOST INTERCEPTIONS

1, JD Coffey III vs. A&M-Commerce (Aug. 31)
1, Tano Letuli at California (Sept. 14)
1, Bryce Phillips at Central Michigan (Sept. 28)
1, Jelani Whitmore vs. Hawai'i (Oct. 5)
1, Chris Johnson at Wyoming (Oct. 12)
1, Eric Butler at Wyoming (Oct. 12)

LONGEST INTERCEPTION RETURN

68, Bryce Phillips at Central Michigan (Sept. 28)
45, JD Coffey III vs. A&M-Commerce (Aug. 31)
43, Eric Butler at Wyoming (Oct. 12)
42, Chris Johnson at Wyoming (Oct. 12)
20, Tano Letuli at California (Sept. 14)

RED indicates touchdown scored on play

LAST TIME IT HAPPENED

TEAM

Scored, 60 or More Points
Scored, 50 or More Points
Scored, 40 or More Points
Scored, 30 or More Points

Total Offense, 600 Yards or More
Total Offense, 500 Yards or More
Total Offense, 400 Yards or More

Total Offense, 85 or More Plays
Total Offense, 75 or More Plays
30 or More First Downs
25 or More First Downs

Two-Point Conversion

Rushing, 500 Yards or More
Rushing, 400 Yards or More
Rushing, 300 Yards or More
Rushing, 80 or More Attempts
Rushing, 70 or More Attempts
Rushing, 60 or More Attempts
Rushing, 50 or More Attempts
Rushing, 7 or More Touchdowns
Rushing, 6 or More Touchdowns
Rushing, 5 or More Touchdowns
Rushing, 4 or More Touchdowns

Passing, 500 Yards or More
Passing, 400 Yards or More
Passing, 300 Yards or More
Passing, 50 or More Attempts
Passing, 40 or More Attempts
Passing, 30 or More Attempts
Passing, 30 or More Completions
Passing, 25 or More Completions
Passing, 20 or More Completions
Passing, 6 or More Touchdowns
Passing, 5 or More Touchdowns

Shut Out
Shut Out Through 3 Quarters
Shut Out Through Halftime
Shut Out Through 1 Quarter

Recorded a Safety
Allowed No Offensive Touchdowns

Allowed 200 Yards or Less Total Offense
Allowed 100 Yards or Less Total Offense

Allowed 50 Yards or Less Rushing
Allowed 100 Yards or Less Rushing
Allowed 100 Yards or Less Passing

Allowed 10 First Downs or Fewer

Did Not Commit a Turnover
Recorded 6 or More Turnovers
Recorded 5 or More Turnovers
Intercepted 5 or More Passes
Intercepted 4 or More Passes
Intercepted 3 or More Passes
Recovered 4 Fumbles
Recovered 3 Fumbles

San Diego State

Nov. 3, 1990 vs. Utah (66)
Nov. 4, 2017 at San José State* (52)
Aug. 31, 2024 vs. A&M-Commerce (45)
Aug. 31, 2024 vs. A&M-Commerce (45)

Nov. 4, 2017 at San José State* (648)
Oct. 31, 2020 at Utah State* (570)
Oct. 26, 2024 vs. Washington State (414)

Nov. 8, 2024 vs. New Mexico* (88)
Nov. 25, 2023 vs. Fresno State* (79)
Dec. 21, 2021 vs. No. 24/25 UTSA (31)
Nov. 8, 2024 vs. New Mexico* (26)

Aug. 31, 2024 vs. A&M-Commerce

Nov. 4, 2017 at San José State* (554)
Oct. 31, 2020 at Utah State* (407)
Sept. 2, 2023 vs. Idaho State (302)
Has not occurred
Nov. 4, 2017 at San José State* (71)
Nov. 4, 2017 at San José State* (71)
Nov. 25, 2023 vs. Fresno State (53)
Sept. 14, 1991 vs. Pacific (7)
Nov. 4, 2017 at San José State* (6)
Nov. 4, 2017 at San José State* (6)
Sept. 2, 2023 vs. Idaho State (4)

Nov. 20, 2010 vs. No. 25 Utah* (528)
Dec. 17, 2011 vs. La.-Lafayette (413)
Dec. 24, 2022 vs. Middle Tennessee (309)
Aug. 31, 2013 vs. Eastern Illinois (64)
Nov. 8, 2024 vs. New Mexico* (42)
Nov. 1, 2024 at Boise State* (30)
Nov. 6, 2020 vs. San José State* (30)
Nov. 8, 2024 vs. New Mexico* (26)
Oct. 5, 2024 vs. Hawai'i* (24)
Oct. 24, 2009 at Colorado State* (6)
Oct. 24, 2009 at Colorado State* (6)

Aug. 31, 2019 vs. Weber State (W, 6-0)
Sept. 24, 2022 vs. Toledo (W, 17-14)
Nov. 26, 2022 vs. Air Force* (L, 3-13)
Aug. 31, 2024 vs. A&M-Commerce (W, 45-14)

Sept. 2, 2023 vs. Idaho State (W, 36-28)
Oct. 21, 2023 vs. Nevada* (L, 0-6)

Aug. 31, 2024 vs. A&M-Commerce (180)
Oct. 3, 2015 vs. Fresno State* (89)

Sept. 2, 2023 vs. Idaho State (22)
Aug. 31, 2024 vs. A&M-Commerce (63)
Oct. 21, 2023 vs. Nevada* (98)

Nov. 18, 2022 at New Mexico (9)

Nov. 8, 2024 vs. New Mexico*
Sept. 5, 2015 vs. San Diego (6)
Dec. 24, 2022 vs. Middle Tennessee (5)
Sept. 5, 2015 vs. San Diego (5)
Dec. 17, 2016 vs. Houston (4)
Sept. 2, 2023 vs. Idaho State (3)
Dec. 23, 2014 vs. Navy (4)
Oct. 14, 2023 at Hawai'i* (3)

Opponent

Nov. 26, 2016 vs. Colorado State* (63)
Nov. 1, 2024 at Boise State* (56)
Nov. 16, 2024 at UNLV* (41)
Nov. 16, 2024 at UNLV* (41)

Sept. 10, 2016 vs. California (604)
Nov. 16, 2024 at UNLV* (515)
Nov. 16, 2024 at UNLV* (515)

Dec. 23, 2017 vs. Army West Point (91)
Nov. 16, 2024 at UNLV* (79)
Nov. 1, 2024 at Boise State* (34)
Sept. 3, 2022 vs. Arizona (25)

Oct. 26, 2024 vs. Washington State

Has not occurred
Dec. 23, 2017 vs. Army West Point (440)
Nov. 8, 2024 vs. New Mexico* (300)
Dec. 23, 2017 vs. Army West Point (87)
Dec. 23, 2017 vs. Army West Point (87)
Nov. 26, 2022 vs. Air Force* (66)
Sept. 7, 2024 vs. Oregon State (51)
Oct. 18, 2008 at New Mexico* (8)
Oct. 18, 2008 at New Mexico* (8)
Sept. 30, 2022 at Boise State* (5)
Nov. 16, 2024 at UNLV* (4)

Sept. 10, 2016 vs. California (522)
Oct. 14, 2023 at Hawai'i* (427)
Nov. 1, 2024 at Boise State* (322)
Sept. 2, 2023 vs. Idaho State (63)
Oct. 5, 2024 vs. Hawai'i* (44)
Nov. 16, 2024 at UNLV* (32)
Sept. 2, 2023 vs. Idaho State (31)
Nov. 1, 2024 at Boise State* (26)
Nov. 16, 2024 at UNLV* (23)
Has not occurred
Nov. 26, 2016 vs. Colorado State* (5)

Sept. 7, 2024 vs. Oregon State (L, 0-21)
Sept. 7, 2024 vs. Oregon State (L, 0-21)
Sept. 7, 2024 vs. Oregon State (L, 0-21)
Nov. 16, 2024 at UNLV* (L, 20-41)

Nov. 11, 2023 at Colorado State* (L, 19-22)
Sept. 7, 2024 vs. Oregon State (L, 0-21)

Sept. 7, 2024 vs. Oregon State (179)
Oct. 4, 2008 at TCU* (85)

Nov. 26, 2022 vs. Air Force (-1)
Sept. 7, 2024 vs. Oregon State (72)
Oct. 21, 2023 vs. Nevada* (47)

Sept. 7, 2024 vs. Oregon State (7)

Nov. 8, 2024 vs. New Mexico*
Has not occurred
Has not occurred
Sept. 23, 2016 vs. Utah* (5)
Aug. 31, 2013 vs. Eastern Illinois (3)
Sept. 9, 2023 vs. UCLA (3)
Nov. 16, 2013 at Hawai'i* (4)
Sept. 26, 2015 at Penn State (3)

LAST TIME IT HAPPENED

TEAM

Scored a Defensive Touchdown
Recorded 10 or More Tackles For Loss
Recorded 5 or More Sacks
No Penalties
Time of Possession, 35 plus minutes

San Diego State

Oct. 12, 2024 at Wyoming* (1)
Nov. 4, 2023 vs. Utah State* (12)
Oct. 12, 2024 at Wyoming* (6)
Sept. 23, 2017 at Air Force*
Nov. 8, 2024 vs. New Mexico* (35:02)

Opponent

Nov. 1, 2024 at Boise State* (1)
Sept. 9, 2023 vs. UCLA
Aug. 31, 2018 at No. 13/13 Stanford (5)
Dec. 19, 2018 vs. Ohio
Nov. 16, 2024 at UNLV* (36:55)

INDIVIDUAL

RUSHING

Rushing, 300 Yards or More
Rushing, 250 Yards or More
Rushing, 200 Yards or More
Rushing, 150 Yards or More
Rushing, 100 Yards or More
Had two 100-yard Rushers
Rushing, 40 Times or More
Rushing, 35 Times or More
Rushing, 30 Times or More
Rushing, 25 Times or More
Rushing, 4 Touchdowns or More
Rushing, 3 Touchdowns or More
Rushing, 2 Touchdowns or More
Had a run of 90 yards or More
Had a run of 80 yards or More
Had a run of 70 yards or More
Had a run of 60 yards or More
Had a run of 50 yards or More

300, by Marshall Faulk vs. Hawai'i*, W - 52-28, Nov. 14, 1992
253, by Rashaad Penny at Hawai'i*, W - 28-7, Oct. 28, 2017
223, by Marquez Cooper vs. A&M-Commerce, W - 45-14, Aug. 31, 2024
223, by Marquez Cooper vs. A&M-Commerce, W - 45-14, Aug. 31, 2024
123, by Marquez Cooper vs. New Mexico*, L - 16-21, Nov. 8, 2024
118, by Jordan Byrd and 116, by Chance Bell at New Mexico State, W - 31-10, Sept. 14, 2019
40, by Lynell Hamilton vs. Wyoming*, W - 25-20, Oct. 25, 2003
35, by Marquez Cooper vs. New Mexico*, L - 16-21, Nov. 8, 2024
35, by Marquez Cooper vs. New Mexico*, L - 16-21, Nov. 8, 2024
26, by Marquez Cooper at UNLV*, L - 20-41, Nov. 16, 2024
4, by Rashaad Penny vs. Army West Point, L - 35-42, Dec. 23, 2017
3, by Juwan Washington vs. Sacramento State, W - 28-14, Sept. 8, 2018
2, by Marquez Cooper vs. Hawai'i*, W - 27-24, Oct. 5, 2024
95, by Rashaad Penny at Arizona State, W - 30-20, Sept. 9, 2017
81, by Rashaad Penny vs. Army West Point, L - 35-42, Dec. 23, 2017
70, by Jalen Mayden vs. Fresno State*, W - 33-18, Nov. 25, 2023
70, by Jalen Mayden vs. Fresno State*, W - 33-18, Nov. 25, 2023
70, by Jalen Mayden vs. Fresno State*, W - 33-18, Nov. 25, 2023

PASSING

Passing, 500 Yards or More
Passing, 400 Yards or More
Passing, 300 Yards or More
Attempted 50 or More Passes
Attempted 40 or More Passes
Attempted 30 or More Passes
Completed 40 or More Passes
Completed 35 or More Passes
Completed 30 or More Passes
Threw Six Touchdown Passes
Threw Five Touchdown Passes
Threw Four Touchdown Passes
Threw Three Touchdown Passes
Completed a Pass of 80 Yards or More
Completed a Pass of 70 Yards or More
Completed a Pass of 60 Yards or More
Completed a Pass of 50 Yards or More

528, by Ryan Lindley vs. No. 25 Utah*, L - 34-38, Nov. 20, 2010
413, by Ryan Lindley vs. Louisiana-Lafayette, L - 30-32, Dec. 17, 2011
309, by Jalen Mayden vs. Middle Tennessee, L - 23-25, Dec. 24, 2022
63, by Adam Dingwell vs. Eastern Illinois, L - 19-40, Aug. 31, 2013
41, by Danny O'Neil vs. New Mexico*, L - 16-21, Nov. 8, 2024
41, by Danny O'Neil vs. New Mexico*, L - 16-21, Nov. 8, 2024
40, by Todd Santos vs. Stanford, L - 40-44, Oct. 17, 1987
36, by Ryan Lindley vs. No. 25 Utah*, L - 34-38, Nov. 20, 2010
33, by Ryan Agnew vs. Fresno State*, W - 17-7, Nov. 15, 2019
6, by Ryan Lindley at Colorado State*, W - 42-28, Oct. 24, 2009
6, by Ryan Lindley at Colorado State*, W - 42-28, Oct. 24, 2009
4, by Ryan Lindley vs. Cal Poly, W - 49-21, Sept. 3, 2011
3, by Jalen Mayden vs. Utah State*, L - 24-32, Nov. 4, 2023
89, by Christian Chapman to Fred Trevillion vs. Boise State*, L - 14-31, Oct. 14, 2017
73, by Jalen Mayden to Kenan Christon vs. Middle Tennessee, L - 23-25, Dec. 24, 2022
69, by Jalen Mayden to Mekhi Shaw at Hawai'i*, W - 41-34, Oct. 14, 2023
53, by Danny O'Neil to Jordan Napier at Wyoming*, W - 27-24, Oct. 12, 2024

RECEIVING

Caught 15 or More Passes
Caught 10 or More Passes
Had 200 or More Yards Receiving
Had 150 or More Yards Receiving
Had 100 or More Yards Receiving
Had two 100-yard Receivers
Caught Three or More TDs
Caught Two or More TDs

15, by DeMarco Sampson at Colorado State*, W - 42-28, Oct. 24, 2009
10, by Ja'Shaun Pake vs. Washington State, L - 26-29, Oct. 26, 2024
257, by DeMarco Sampson at Colorado State*, W - 42-28, Oct. 24, 2009
175, by Jesse Matthews vs. No. 24/25 UTSA, W - 38-24, Dec. 21, 2021
149, by Louis Brown IV at Central Michigan, L - 21-22, Sept. 28, 2024
125, by Gavin Escobar and 102, by Colin Lockett vs. Fresno State, W - 35-28, Dec. 3, 2011
3, by Jesse Matthews at UNLV*, W - 28-20, Nov. 19, 2021
2, by Jude Wolfe at Central Michigan, L - 21-22, Sept. 28, 2024

TOTAL OFFENSE

Had 500 or More Yards Total Offense
Had 400 or More Yards Total Offense
Had 100 Yards Both Passing and Rushing

518, by Ryan Lindley vs. No. 25 Utah, L - 34-38, Nov. 20, 2010
419, by Ryan Lindley vs. Louisiana-Lafayette, L - 30-32, Dec. 17, 2011
229 (passing), 101 (rushing), by Kevin O'Connell at Brigham Young*, L - 16-49, Nov. 6, 2004

SCORING

Accounted for Five or More TDs
Accounted for Four or More TDs
Accounted for Three or More TDs

5, by Ryan Katz vs. Hawai'i*, W - 52-14, Oct. 6, 2012
4, by Jalen Mayden, L - 28-32, Oct. 22, 2022
4, by Jalen Mayden, L - 28-32, Oct. 22, 2022

LAST TIME IT HAPPENED

RETURNS

Returned a Fumble for a Touchdown
 Returned an Interception for a Touchdown
 Returned a Kickoff for a Touchdown
 Returned a Punt for a Touchdown
 Returned a Two-Point Conversion
 Returned a Blocked Punt for a Touchdown
 Returned a Blocked Field Goal for a Touchdown

0, by Tano Letuli vs. A&M-Commerce, W - 45-14, Aug. 31, 2024
 43, by Eric Butler at Wyoming*, W - 27-24, Oct. 12, 2024
 95, by Jordan Byrd vs. San Jose State*, W - 43-27, Nov. 12, 2022
 66, by Jordan Byrd vs. Idaho State, W - 38-7, Sept. 10, 2022
 David Lamar at New Mexico State, W - 26-16, Sept. 28, 2013
 Tyrell Shavers at Boise State*, L - 13-35, Sept. 30, 2022
 Has not happened since start of 2003 season

DEFENSE

Intercepted Three or More Passes
 Intercepted Two or More Passes
 Recovered Three or More Fumbles
 Recovered Two or More Fumbles
 Recorded 15 or More Tackles
 Recorded 10 or More Tackles
 Recorded Three or More Quarterback Sacks
 Recorded Two Quarterback Sacks
 Recorded Four Tackles for Loss
 Recorded Three Tackles for Loss

3, by Luq Barcoo at Colorado State*, W - 24-10, Oct. 5, 2019
 2, by Patrick McMorris vs. Boise State*, W - 27-16, Nov. 26, 2021
 Has not occurred
 2, by Kirk Morrison at New Mexico*, L - 8-15, Nov. 9, 2002
 15, by JD Coffey III at Central Michigan, L - 21-22, Sept. 28, 2024
 10, by Tano Letuli at Boise State*, L - 24-56, Nov. 1, 2024
 3.0, by Trey White vs. Hawai'i*, W - 27-24, Oct. 5, 2024
 3.0, by Trey White vs. Hawai'i*, W - 27-24, Oct. 5, 2024
 4.0, by Trey White vs. Hawai'i*, W - 27-24, Oct. 5, 2024
 3.0, by Brady Nassar at UNLV*, L - 20-41, Nov. 16, 2024

SPECIAL TEAMS

Scored 15 or More Points Kicking
 Scored 10 or More Points Kicking
 Kicked Five or More Field Goals
 Kicked Four or More Field Goals
 Kicked Three or More Field Goals
 Kicked Two Field Goals of 50 or More Yards
 Kicked a 50-yard Field Goal
 Kicked a Punt 70 or More Yards
 Kicked a Punt 60 or More Yards
 Punted Nine or More Times
 Totaled 100 or More Kick Return Yards
 Totaled 100 or More Punt Return Yards
 Blocked a Punt
 Blocked a Field Goal
 Blocked a PAT

15, by Jack Browning vs. Fresno State*, W - 33-18, Nov. 25, 2023
 10, by Gabriel Plascencia vs. New Mexico*, L - 16-21, Nov. 8, 2024
 Has not occurred
 4, by Jack Browning vs. Fresno State*, W - 33-18, Nov. 25, 2023
 3, by Gabriel Plascencia vs. New Mexico*, L - 16-21, Nov. 8, 2024
 51 and 50, by Chris O'Brien vs. New Mexico, W - 37-31, Nov. 17, 1984
 50, by Gabriel Plascencia vs. A&M-Commerce, W - 45-14, Aug. 31, 2024
 79, by Tyler Pastula at Boise State*, L - 24-56, Nov. 1, 2024
 79, by Tyler Pastula at Boise State*, L - 24-56, Nov. 1, 2024
 10, by Jack Browning at Boise State*, L - 13-35, Sept. 30, 2022
 104, by Kenan Christon vs. Boise State*, L - 31-34, Sept. 22, 2023
 106, by Lloyd Mills vs. South Alabama, L - 27-34 (ot), Sept. 19, 2015
 Chris Johnson at UNLV*, L - 20-41, Nov. 16, 2024
 Cedarius Barfield at Fresno State, L - 28-32, Oct. 29, 2022
 Caden McDonald vs. Utah State, L, 13-46, Dec. 4, 2021