

SAN DIEGO STATE FOOTBALL

Contacts: Jamie McConeghy, Senior Assoc. AD of Communications & Media Relations (jmcconeg@sdsu.edu); Collin Robinson, Asst. Communications Director (crobinson3@sdsu.edu)

LIVE COVERAGE

TV: FS1 | Stream: FoxSportsGo

Evan Lepler (play-by-play)
Charles Arbuckle (analyst)
Kyle Binder (producer)



Aztecs Radio Network: San Diego Sports 760
pregame starts two hours before kickoff; postgame
show is one hour

Jon Schaeffer (play-by-play)
Rich Ohrnberger (analyst)
Ben Fletcher (pre, half, post)
J.R. Tolver (pre)



Live Stats: GoAztecs.com

THE SERIES (complete series info on pg. 8)

Series: Air Force leads, 21-18

Home: 10-8, Away: 8-12, Neutral: 0-1

Qualcomm Stadium/Jack Murphy/SD: 10-8

Falcon Stadium: 8-11

MW Games: 12-8; WAC Games: 5-12

Longest SDSU Win Streak: 9 (2010-21)

Longest Air Force Win Streak: 9 (1981-89)

2024 SCHEDULE / RESULTS

Texas A&M - Commerce **W, 45-14**
Sat., Aug. 31 | 5 p.m. PT | San Diego, Calif. | truTV/MAX

Oregon State **L, 0-21**
Sat., Sept. 7 | 7:30 p.m. PT | San Diego, Calif. | CBSSN

at (rv/rv) California **L, 10-31**
Sat., Sept. 14 | 7:30 p.m. PT | Berkeley, Calif. | ESPN

at Central Michigan **L, 21-22**
Sat., Sept. 28 | 3:30 p.m. ET | Mount Pleasant, Mich. | CBSSN

Hawaii* **W, 27-24**
Sat., Oct. 5 | 5 p.m. PT | San Diego, Calif. | CBSSN

at Wyoming* **W, 27-24**
Sat., Oct. 12 | 1:30 p.m. MT | Laramie, Wyo. | CBSSN

(rv/rv) Washington State **L, 26-29**
Sat., Oct. 26 | 7:30 p.m. PT | San Diego, Calif. | CBSSN

at No. 15/19 Boise State* **L, 24-56**
Fri., Nov. 1 | 6 p.m. MT | Boise, Idaho | FS1

New Mexico* **L, 16-21**
Fri., Nov. 8 | 7:30 p.m. PT | San Diego, Calif. | FS1

at (rv/rv) UNLV* **L, 20-41**
Sat., Nov. 16 | 7:30 p.m. PT | Las Vegas, Nev. | CBSSN

at Utah State* **L, 20-41**
Sat., Nov. 23 | 1:30 p.m. MT | Logan, Utah | CBSSN

Air Force*
Sat., Nov. 30 | 7:30 p.m. PT | San Diego, Calif. | FS1

TOC	Page No.	Roster	24-25
Media Availability	2	2-Deep	26
General Notes	3-18	Recaps	27-37
Series History	8-10	Statistics	38-64
MW / Opponent Info	21	Last Time it Happened	65-67
Coaching Staff	22-23	Snapdragon Records	68-72

GAME 12

SAN DIEGO STATE (3-8, 2-4 MW) vs. AIR FORCE (4-7, 2-4 MW)

Saturday, Nov. 30, 2024 ■ 7:30 p.m. PT ■ San Diego, Calif. ■ Snapdragon Stadium (35,000)



AZTECS
Head Coach: Sean Lewis
Record at SDSU: 3-8 (first season)
Career Record: 27-39 (sixth season)
Lewis Record vs. AFA: 0-0

FALCONS
Head Coach: Troy Calhoun
Record at AFA: 134-89 (18th season)
Career Record: Same
Calhoun Record vs. SDSU: 5-9



SAN DIEGO STATE CLOSES SEASON AGAINST AIR FORCE FOR SENIOR DAY ON SATURDAY NIGHT

- San Diego State wraps up the 2024 season Saturday night at Snapdragon Stadium against Air Force. Kickoff for the Aztecs (3-8, 2-4 MW) and the Falcons (4-7, 2-4 MW) is set for 7:30 p.m. PT on FS1 and San Diego Sports 760.
- SDSU is coming off its second consecutive 41-20 loss, this time at Utah State on Saturday night. San Diego State led, 13-0, but the Aggies scored the next 41 points, scoring a touchdown on six of their next seven drives, to take a 41-13 lead. The Aztecs closed the scoring with a 12-yard touchdown pass from backup quarterback Javance Tupou'ata-Johnson to Mekhi Shaw with 32 seconds remaining.
- SDSU was outgained, 488-412, for the game, including a decisive 322-188 advantage on the ground. In the second half, San Diego State was outgained, 318-177.
- Aztec running back Marquez Cooper ran for 118 yards and a touchdown for his fifth 100-yard game of the season and 22nd of his career.
- In the game, Cooper became the 23rd player in NCAA FBS history to record at least 5,000 yards rushing.
- On the season, Cooper has rushed for 1,180 yards and 10 touchdowns, the first SDSU player with a 1,000-yard season since Greg Bell in 2021.
- Cooper is the first player in NCAA FBS history with 1,000-yard rushing seasons with three different teams, including 1,080 and 1,326 while at Kent State in 2021 and 2022, respectively, 1,043 last year at Ball State and 1,180 so far this year.
- Cooper's four 1,000-yard rushing seasons overall are tied for the most in NCAA FBS history. The other players to accomplish the feat are Tony Dorsett (Pittsburgh, 1973-76), Amos Lawrence (North Carolina, 1977-80), Dennis Manns, New Mexico State (1995-98), Ron Dayne (Wisconsin, 1996-99); Cedric Benson (Texas, 2002-05), DonTrell Moore (New Mexico, 2002-05), Tyrell Fenroy (Louisiana, 2005-08), Damion Fletcher (Southern Miss., 2006-09), Justin Jackson (Northwestern, 2014-17) and Myles Gaskin (Washington, 2015-18).
- Cooper is the active leader in FBS play in rushing yards (5,036) and all-purpose yards (5,746), and is third in rushing yards per game (95.0, min. 25 GP) and rushing touchdowns (43), and tied for fourth in total touchdowns (44).
- Saturday's San Diego State-Air Force game will feature two of the most successful teams in the country the last decade. The Aztecs are 79-46 (.632) since the 2015 season, the 20th-best record over that span (min. 100 games) and the fourth best among non-Power 4 schools. The Falcons, meanwhile, are 75-45 (.625), the 23rd-best record over that span and fifth among non-P4 schools.
- Remarkably, this is the first time both teams have been under .500 when playing one another since 2013. From 2014-23, the teams played each other seven times. The combined record heading into those meetings was 73-30 (.709). This year SDSU and AFA enter the game at 7-15 (.318).
- This is the 39th meeting between San Diego State and Air Force with the Falcons owning a 21-18 series lead.
- The Aztecs won a school-record nine straight games in the series before falling, 13-3, on Senior Night in 2022 and then again last year in Colorado. The nine straight wins at the time were the longest active win streak against the Academy.
- SDSU is 10-8 all-time against AFA in San Diego.
- This could be the last time the two teams meet in the regular season as San Diego State is joining the Pac-12 Conference in the

BEST RECORDS AMONG NON-POWER 4 SCHOOLS SINCE 2015 (MIN. 100 GP)

Rk.	Team	Record	Win Pct.
1.	Boise State	92-33	.736
2.	Appalachian State	93-35	.727
3.	Toledo	81-41	.664
4.	San Diego State	79-46	.632
5.	Air Force	75-45	.625

COMBINED FB & MBB WINNING PCT. / SINCE 2010

Below is a list of the highest combined football and men's basketball winning pct. (through Nov. 23)

Rk.	School	Pct.
1.	Ohio State	.729
2.	San Diego State	.720
3.	Oregon	.719
4.	Duke	.706
5.	Alabama	.694
6.	Wisconsin	.689
7.	Kentucky	.685
8.	Arizona	.683
9.	Michigan State	.681
10.	Cincinnati	.680

MOST RUSHING YARDS / FBS / ACTIVE

Rk.	Player, Current School	Yds.
1.	Marquez Cooper, SDSU	5,036
2.	Tahj Brooks, Texas Tech	4,369
3.	Ashton Jeanty, Boise State	4,230
4.	Devin Neal, Kansas	4,210
5.	Nate Noel, Missouri	3,853

* Cooper spent 2020-22 at Kent State and 2023 at Ball State

TREY WHITE'S NCAA FBS RANKINGS / 2024

Stat	No.	Rk.
Total Tackles For Loss	18.5	2nd
Tackles For Loss Per Game	1.68	2nd
Total TFL Yards	102	3rd
Total Sacks	12.5	4th
Sacks Per Game	1.14	4th
Total Sack Yards	68	8th

* White is tied for third in SDSU single-season history with 12.5 sacks

SAN DIEGO STATE MEDIA AVAILABILITY: AIR FORCE

24 SUN	25 MON	26 TUE	27 WED	28 THU	29 FRI	30 SAT
Closed Practice No media availability.	SDSU Media Luncheon 11:15 a.m. - Food arrives 11:30 p.m. - Coach Lewis No practice No student-athlete availability. <i>Game Notes</i> <i>News Conference Video</i> <i>News Conference Quotes</i>	FINAL MEDIA DAY FOR ASST. COACHES 8:45-9:15 a.m. - Open Practice Open to media who cover SDSU on a regular basis (must contact media relations office). 11 a.m. - Post-practice availability requests (up to a max of two) due by 9 a.m.: - Assistant coaches	FINAL MEDIA DAY FOR STUDENT-ATHLETES 8:45-9:15 a.m. - Open Practice Open to media who cover SDSU on a regular basis (must contact media relations office). 11 a.m. - Post-practice availability (only student-athlete request availability for the week; requests (up to a max of two) due by 9 a.m.): - Selected players - Coach Lewis (briefly) <i>Broadcast Flip Card</i>	Closed Practice No media availability.	Closed Practice No media availability.	San Diego State vs. Air Force, 7:30 p.m. PT on FS1 and San Diego Sports 760. Postgame News Conference - San Diego State's locker room is closed. Coach Lewis and selected players will be available after a cooling off period. Contact the media relations office for details. <i>Live: Game</i> <i>Live: Stats</i> <i>Game Stats</i> <i>Postgame Notes</i> <i>Postgame Quotes</i> <i>News Conference Archive</i> <i>Highlights</i>

Items in red are sent out to the media distribution list and/or are available on that day at GoAztecs.com.

SDSU MEDIA RELATIONS

Phone: (619) 594-5547

Fax: (619) 582-6541

Overnight Address:

Aztec Athletics Center, Suite 3014
 5302 55th Street
 San Diego, CA 92182-4309

Website: GoAztecs.com

Public Twitter: GoAztecs

Game Notes Twitter: GoAztecsStats

Jamie McConeghy* | Senior Assoc. AD/Comm. & Media Relations

Office: (619) 594-3023 **Cell:** (607) 435-5577

E-Mail: jmcconeg@sdsu.edu

Collin Robinson* | Assistant Communication Director

Office: (619) 594-5548

E-Mail: crobins3@sdsu.edu

Richard Stern | Assistant AD - Communications

Office: (619) 594-5548

E-Mail: rstern@sdsu.edu

Ben Pearson | Assistant Communications Director

Office: (619) 594-2576

E-Mail: bpearson@sdsu.edu

Jim Solien | Assistant Media Relations Director

Office: (619) 594-2576

E-Mail: jsolien@sdsu.edu

Sam Meyers | Assistant Communications Director

Office: (619) 594-5242

E-Mail: scmeyers@sdsu.edu

Rachel Gonzales% | Media Relations Coordinator

Office: (619) 594-5547

E-Mail: regonzales@sdsu.edu

Andrew Burton | Coordinator of Multimedia Productions

Office: (619) 594-2428

E-Mail: aburton2@sdsu.edu

PRACTICE

All practices are closed to both the public and the media with the exception being the first 20 minutes of Tuesday and Wednesday's workouts (media only). Members of the media planning to attend Tuesday or Wednesday's practice will need to email the athletic communications office to be placed on a list to gain access to the practice fields.

Post-practice interview requests should be submitted to the San Diego State athletic communications office no later than 9 a.m. PT on the day of the potential interview. Other interview requests must be made at least 24 hours in advance.

MONDAY NEWS CONFERENCE

SDSU will hold its news conference on Monday's at 11:30 a.m. PT.

Contact the SDSU athletic communications office for more details.

A brief transcript of the weekly media luncheon will be posted on GoAztecs.com. Contact the athletic communications office for additional details.

THE SEAN LEWIS RADIO SHOW

This season, the Sean Lewis Show will air live weekly on Thursday evenings from 6-7 p.m. PT on San Diego Sports 760.

VIDEO FOOTAGE OF GAMES

Video highlights and interview footage will once again be available to the media for San Diego State road games (time permitting). For more information contact Jamie McConeghy at (619) 594-3023.

COLLEGE PRESS BOX.COM

CollegePressBox.com is the official media website for Mountain West football. Access and download weekly game notes, quotes, statistics, media guide headshots, logos and more for the conference and each of its 12 member schools throughout the season. Login information will be distributed by the conference office to accredited media or you can apply for a password by sending an email to password@collegepressbox.com.

* primary football contacts; % credential requests

2026 season and next year's schedule - SDSU's last in the Mountain West - is yet to be set.

- It's a tale of two streaks right now for San Diego State and Air Force. The Aztecs have lost five consecutive games for the first time since 2008 after starting the season with a 3-3 record. The Falcons, meanwhile, have won three straight games following a seven-game losing streak.
- AFA has outscored its opponents, 86-47, over its three-game winning streak.
- QB Danny O'Neil, the first true freshman to start a season-opener in SDSU's Division I history (since 1969), has completed 185 of 298 passes (62.1 pct.) for 1,951 yards and 11 touchdowns with six interceptions, while posting a 125.2 pass efficiency rating.
- EDGE Trey White ranks second in FBS in total tackles for loss (18.5) and tackles for loss per game (1.68), third in tackles for loss yards (102), fourth in total sacks (12.5) and sacks per game (1.14), and eighth in total sack yards (68). White leads the Mountain West in all of those categories.
- White is ranked in a tie for third in SDSU single-season history with 12.5 sacks with Andy Coviello (1991), only trailing Mike Douglass (21.0 in 1976) and Brett Faryniarz (13.0 in 1987).
- Last month, White was added to the Bednarik Award Watch List for the most outstanding defensive player and was named to five midseason All-America teams.
- The San Diego State special teams has continued to impress as this year's unit is ranked sixth in the country, according to ESPN's special teams efficiency rating (68.8). The Aztecs have won five of the nine Mountain West Special Teams Player of the Year awards issued since 2015. Those five include three kick returners (Rashaad Penny from 2015-17), two punters (Matt Araiza in 2021 and Jack Browning in 2022) and one kicker (also Araiza in 2021).
- Both of SDSU's kickers are leading the league in their respective categories. Punter Tyler Pastula leads the Mountain West with a 46.16 punt average, which ranks seventh nationally and ranks third in San Diego State single-season history. Pastula has two of the six longest punts in FBS play this season (79-yarder at Boise State on Nov. 1 and a 75-yarder at Wyoming on Oct. 12).
- Placekicker Gabe Plascencia, meanwhile, has made 12 consecutive field goals - tied for the fifth-longest active streak in the country - and is 13-for-14 on the season. His 92.9 field goal percentage leads the MW and would be a school record if the season ended today. For his career, Plascencia is 17-for-18 in field goal attempts and his 94.4 percentage would be a school record if he had enough attempts (25) to qualify.
- Prior to the game, SDSU will honor 24 departing seniors, who will most likely be playing in their final collegiate game.

PROGRAM AT A GLANCE

- SDSU's 72.0 combined winning percentage in football and men's basketball since the fall of 2010 only trails Ohio State (.729). Rounding out the top five are Oregon (.719), Duke (.706) and Alabama (.694).
- Since the start of the 2015 campaign, San Diego State ranks 20th in the country with a 63.2 winning percentage (min. 100 games played as an FBS school) (79-46).
- SDSU had five double-digit victory seasons from 2015-21. Only eight schools in the nation can say that - San Diego State, Alabama, Appalachian State, Clemson, Georgia, Notre Dame, Ohio State and Oklahoma.
- San Diego State posted 13 consecutive seasons with at least a .500 record until last year. That was tied for the sixth-longest streak nationally and was the longest streak among Pacific Time Zone teams.
- The Aztecs have played in 12 bowl games since 2010, tied for the 13th most in the country. The only teams with more bowl appearances since 2010 other than SDSU are Alabama, Boise State, Clemson, Georgia, LSU, Mississippi State, Notre Dame, Ohio State, Oklahoma, Oklahoma State, Oregon and Wisconsin.
- Since the start of the 2019 campaign, San Diego State is 28-18 in games decided by seven or more points.
- The Aztecs are 28-17 in their last 45 games decided by one score.

BEST FBS RECORD SINCE 2015

Below is a list of the highest winning percentages in the nation for FBS schools since the beginning of the 2015 season. (note: minimum 100 games played as an FBS school; through Nov. 23)













Rk.	Team	W	L	Pct.
1.	Alabama	123	15	.891
2.	Ohio State	111	15	.881
3.	Clemson	118	19	.861
4.	Georgia	113	21	.843
5.	Oklahoma	100	29	.775
6.	Notre Dame	97	29	.770
7.	Michigan	95	30	.760
8.	Boise State	92	33	.736
9.	Penn State	91	34	.728
10.	Appalachian State	93	35	.727
11.	Oregon	88	36	.710
12.	LSU	89	37	.706
13.	Iowa	88	38	.698
14.	Washington	85	37	.697
15.	Memphis	87	40	.685
16.	Wisconsin	84	40	.672
17.	Oklahoma State	85	43	.664
	Toledo	82	41	.664
19.	Utah	81	43	.653
20.	San Diego State	79	46	.632

CALIFORNIA FBS RECORDS SINCE 2015

Below is a look at the best records in the state of California since the beginning of the 2015 campaign (through Nov. 23). BG - indicates number of bowl games the team has participated in since 2015. AP Rk. - indicates current final team ranking in the Associated Press poll.

Rk.	Team	W	L	Pct.	BG	AP Rk.
1.	San Diego State	79	46	.632	7	-
2.	USC	76	46	.623	6	-
3.	Fresno State	68	53	.562	5	-
4.	Stanford	60	59	.504	4	-
5.	UCLA	57	61	.483	5	-
6.	California	55	60	.478	4	-
7.	San José State	50	68	.424	4	-

2024 SCHEDULE / RESULTS

Date	Opponent	Site	TV/Stream	Time/Result	Series	Notes
Aug. 31	 Texas A&M-Commerce Lions	San Diego, Calif. Snapdragon Stadium	truTV/MAX	W, 45-14	SDSU, 1-0	SDSU outscores TC, 42-8, in 2H in Lewis debut; Cooper: 223 yds., 2 TD; TR-Fr. O'Neil starts at QB
Sept. 7	 Oregon State Beavers	San Diego, Calif. Snapdragon Stadium	CBS Sports Network	L, 0-21	OSU, 5-2	SDSU outgained, 420-179 (237-72 on ground); Aztecs only get into OSU territory 2 of 12 drives
Sept. 14	 at (rv/rv) California Bears	Berkeley, Calif. California Memorial Stadium	ESPN	L, 10-31	CAL, 5-4	Game combines for 27 penalties for 233 yds; Tup.-Johnson: 156 yds., 1 TD, 2 INT in 1st start
Sept. 28	 at Central Michigan Chippewas	Mt. Pleasant, Mich. Kelly/Shorts Stadium	CBS Sports Network	L, 21-22	Series tied, 1-1	SDSU misses 2 FGs in 4th Q (33 and 28 yds.); Brown: 8 rec., 149 yds.; Wolfe: 3-40-2 (TD)
Oct. 5	 Hawai'i Rainbow Warriors	San Diego, Calif. Snapdragon Stadium	CBS Sports Network	W, 27-24	SDSU, 26-11-2	SDSU now 11-2 vs. UH since it joined the MW; White: 3 sacks, 4 TFL for 2nd straight game
Oct. 12	 at Wyoming Cowboys	Laramie, Wyo. War Memorial Stadium	CBS Sports Network	W, 27-24	SDSU, 20-19	SDSU: 85 INT return yds, inc. 43-yd Butler TD; Plascencia: 2-2 FGs, including GW w/7:35 left
Oct. 26	 (rv/rv) Washington State Cougars	San Diego, Calif. Snapdragon Stadium	CBS Sports Network	L, 26-29	WSU, 2-1	WSU scores final 15 pts. after SDSU led, 26-12; SH 284 passing yds for Aztecs (4 diff. passers)
Nov. 1	 at (15/19) Boise State Broncos	Boise, Idaho Snapdragon Stadium	Albertsons Stadium	L, 24-56	BS, 6-4	Aztecs trailed, 28-0, early; Outgained, 541-256; SDSU goes 6-for-6 on fourth down
Nov. 8	 New Mexico Lobos	San Diego, Calif. Snapdragon Stadium	FS1	L, 16-21	SDSU, 29-16	SDSU's 9-gm winning streak vs. UNM snapped; Cooper's 123 rush yds makes 4th 100-yd gm
Nov. 16	 at (rv/rv) UNLV Rebels	Las Vegas, Nev. Allegiant Stadium	CBS Sports Network	L, 20-41	SDSU, 22-11	SDSU trailed, 21-0, early; Outgained, 515-270; Cooper breaks 1,000 rush yards for the season
Nov. 23	 at Utah State Aggies	Logan, Utah Maverik Stadium	CBS Sports Network	L, 20-41	SDSU, 13-5	SDSU gives up 41 straight after leading, 13-0; Cooper breaks 5,000 career rushing yards
Nov. 30	 Air Force Falcons	San Diego, Calif. Snapdragon Stadium	FS1	7:30 p.m. PT	Air Force, 21-18	SDSU won 9 of last 11, but AFA has won last 2; Aztecs have won 5 of last 6 meetings at home

RUSHING YARDS / ALL-TIME[^] / FBS

Rk.	Player, Team	Years	Yards
1.	Donnell Pumphrey, San Diego State	2013-16	6,405
17.	Garrett Wolfe, Northern Illinois	2004-06	5,164
	Avon Coubourne, West Virginia	1999-02	5,164
19.	Montell Ball, Wisconsin	2009-12	5,140
20.	La Michael James, Oregon	2009-11	5,082
21.	Mike Hart, Michigan	2004-07	5,040
22.	Marquez Cooper, San Diego State*	2020-24	5,036

* Cooper spent 2020-22 at Kent State and 2023 at Ball State

RUSHING YARDS / ACTIVE / FBS

Rk.	Player, Team	Years	Yards
1.	Marquez Cooper, San Diego State*	2020-24	5,036
2.	Tahj Brooks, Texas Tech	2020-24	4,369
3.	Ashton Jeanty, Boise State	2002-24	4,230
4.	Devin Neal, Kansas	2021-24	4,210
5.	Nate Noel, Missouri	2020-24	3,853

* Cooper spent 2020-22 at Kent State and 2023 at Ball State

ALL-PURPOSE YARDS / ACTIVE / FBS

Rk.	Player, Team	Years	Yards
1.	Marquez Cooper, San Diego State*	2020-24	5,746
2.	Brennan Presley, Oklahoma State	2020-24	5,100
3.	Ashton Jeanty, Boise State	2022-24	5,078
4.	Devin Neal, Kansas	2021-24	4,916
5.	Tahj Brooks, Texas Tech	2020-24	4,903

* Cooper spent 2020-22 at Kent State and 2023 at Ball State

RUSHING TOUCHDOWNS / ACTIVE / FBS

Rk.	Player, Team	Years	TDs
1.	Ashton Jeanty, Boise State	2022-24	48
	Devin Neal, Kansas	2021-24	48
3.	Marquez Cooper, San Diego State*	2020-24	43
4.	Tahj Brooks, Texas Tech	2020-24	42
	RJ Harvey, UCF	2020, 2022-24	42

* Cooper spent 2020-22 at Kent State and 2023 at Ball State

RUSHING YARDS PER GAME / ACTIVE / FBS

Rk.	Player, Team	Years	YPG [^]
1.	Ashton Jeanty, Boise State	2022-24	114.3
2.	Makhi Hughes, Tulane	2023-24	106.8
3.	Marquez Cooper, San Diego State*	2020-24	95.0
4.	Quinshon Judkins, Ohio State	2022-24	94.2
5.	RJ Harvey, UCF	2020, 2022-24	91.8


* Cooper spent 2020-22 at Kent State and 2023 at Ball State; [^] min. 25 GP

RUSHING YARDS PER GAME / 2024 / FBS

Rk.	Player, Team	G	YPG
1.	Ashton Jeanty, Boise State	11	187.5
2.	Kaleb Johnson, Iowa	11	135.6
3.	Omarion Hampton, North Carolina	11	134.1
4.	Bryson Daily, Army West Point	9	133.4
5.	RJ Harvey, UCF	11	132.5
6.	Tahj Brooks, Texas Tech	10	131.7
7.	Cam Skattebo, Arizona State	10	122.1
8.	Tre Stewart, Jacksonville State	11	119.8
9.	Dylan Sampson, Tennessee	11	118.8
10.	Makhi Hughes, Tulane	11	117.4

14.	Marquez Cooper, San Diego State	11	107.3

- San Diego State is 51-27 (.654) in its last 78 regular-season games against Mountain West opponents.
- SDSU's defensive rankings since 2014: 2nd in interceptions (162), T-8th in turnovers forced (236), 9th in total defense (329.5) and 9th in scoring (20.4).
- Since the start of the 2015 season, San Diego State has 14 kickoff returns for touchdowns, the most in the country over that span.
- The Aztecs also have five 100-yard kickoff return touchdowns since 2015, tied for the second most in the nation over that span.



MR. COOPER

San Diego State senior running back Marquez Cooper is making the most of his opportunity to be the featured back in the San Diego State offense. On the season, Cooper has rushed for 1,180 yards and 10 touchdowns on 269 attempts (4.4 avg.). He also has 17 catches for 100 yards and another touchdown.

■ Cooper is the active leader in FBS play in rushing yards (5,036) and all-purpose yards (5,746), and is third in rushing yards per game (95.0, min. 25 GP) and rushing touchdowns (43), and tied for fourth in total touchdowns (44). <<< See Marquez Cooper rankings on the pg. 4.

■ Cooper ranks 22nd all-time rushing yards in NCAA FBS with 5,036 yards.

■ Cooper has four career 1,000-yard seasons, including 1,080 and 1,326 while at Kent State in 2021 and 2022, respectively, 1,043 last year at Ball State and 1,180 so far this year. He is the first player in NCAA FBS history with 1,000-yard rushing seasons with three different teams.

Cooper

■ Cooper has tied an NCAA FBS record with four 1,000-yard rushing seasons. The other players to accomplish the feat are Tony Dorsett (Pittsburgh, 1973-76), Amos Lawrence (North Carolina, 1977-80), Denvis Manns, New Mexico State (1995-98), Ron Dayne (Wisconsin, 1996-99); Cedric Benson (Texas, 2002-05), Donnell Moore (New Mexico, 2002-05), Tyrell Fenroy (Louisiana, 2005-08), Damian Fletcher (Southern Miss., 2006-09), Justin Jackson (Northwestern, 2014-17) and Myles Gaskin (Washington, 2015-18).

■ Cooper is the first Aztec with a 1,000-yard season since Greg Bell in 2021 (Bell had 1,091 yards in 14 games) and the 19th different Aztec with a 1,000-yard season (27 times overall). His 1,180 rushing yards this year rank 16th in SDSU single-season history. Cooper is the first Aztec with 10 rushing touchdowns in a season since Juwan Washington had 10 in 2018.

■ Cooper's 5,036 rushing yards would rank second in SDSU program history, just ahead of Rashaad Penny (3,656 from 2014-17) and Marshall Faulk (4,589 from 1991-93), only behind the NCAA's all-time leading rusher Donnell Pumphrey (6,405 from 2013-16).

■ Cooper has 22 career 100-yard rushing games, including 13 at Kent State (five in 2022, seven in 2021 and one in 2020), four at Ball State last year and five this season in 11 games at San Diego State.

■ This season, Cooper ranks second in FBS in rushing attempts (269, 2nd in MW), third in rushing attempts per game (24.45, 2nd in MW), fourth in total all-purpose plays (286, 2nd in MW), 12th in rushing yards (1,180, 2nd in MW), 14th in rushing yards per game (107.27, 2nd in MW) and 22nd in all-purpose yards (1,280, 3rd in MW). Cooper is also third in the Mountain West in all-purpose yards per game (116.36, 28th in FBS) and rushing touchdowns (10, T-43rd in FBS), tied for fourth in total touchdowns (11, T-39th in FBS), tied for eighth in points per game (6.00) and ninth in total points (66).

■ Cooper rushed for 223 yards in the opener vs. Texas A&M-Commerce on Aug. 31, the first 200-yard game by an Aztec since Rashaad Penny had 221 vs. Army West Point in the 2017 Armed Forces Bowl on Dec. 23 and the most by an Aztec since Penny had a career-high 234 at San Jose State on Nov. 4, 2017. Cooper became the 84th different Aztec with a 100-yard rushing game. It was the 17th time in SDSU's Division I history that an Aztec broke 100 rushing yards in a season opener and only trailed David Turner's 239 yards in the 1976 opener vs. Arkansas State. Cooper's 223 yards were also Snapdragon Stadium record and the eighth most in a FBS game this season.

■ Cooper had his second 100-yard game of the season at Central Michigan on Sept. 28, rushing for 111 yards and two touchdowns on 34 carries and his third the following week vs. Hawai'i on Oct. 5, running for 109 yards and two touchdowns on 30 attempts.

■ Cooper had his third 100-yard game the following week vs. Hawai'i on Oct. 5, running for 109 yards and two touchdowns on 30 attempts.

■ Cooper logged his fourth 100-yard game of the season against New Mexico on Nov. 8, rushing 35 times for 123 yards. The 35 rushing attempts are the second most in a FBS game this season.

■ Cooper had his fifth 100-yard game of the year at Utah State on Nov. 23, rushing for 118 yards and a touchdown on 23 attempts (5.1 avg.).



HOMETOWN HERO

San Diego State sophomore Trey White is making the most of his move from linebacker to the new EDGE position in Eric Schmidt's 4-2-5 defense. White, who prepped at nearby Eastlake High School in Chula Vista, was named a captain by his teammates in late-August, along with Tano Letuli the first Aztec underclassmen to be named captains since current Minnesota Vikings head coach Kevin O'Connell (O'Connell was a four-time team captain from 2004-07).

Below are some notes on White's season so far.

White

■ White has totaled 51 tackles (34 solo), including 18.5 tackles for a loss of 102 yards and 12.5 sacks for 68 yards, while adding a forced fumble and two pass breakups.

■ White ranks second in FBS in total tackles for loss (18.5) and tackles for loss per game (1.68), third in tackles for loss yards (102), fourth in total sacks (12.5) and sacks per game (1.14), and eighth in total sack yards (68). White leads the Mountain West in all of those categories.

■ White is ranked in a tie for third in SDSU single-season history with 12.5 sacks with Andy Coviello (1991), only trailing Mike Douglass (21.0 in 1976) and Brett Faryniarz (13.0 in 1987).

■ White's 18.5 tackles for loss, meanwhile, are the 13th most in SDSU single-season history.

■ According to Pro Football Focus, White ranks in a tie for 19th in the country (second in MW) in quarterback pressures (39).

:: WHITE'S NCAA FBS RANKINGS

Stat	No.	Rank
Total Tackles for Loss	18.5	2nd
Tackles for Loss Per Game	1.68	2nd
Total TFL Yards	102	3rd
Total Sacks	12.5	4th
Sacks Per Game	1.14	4th
Total Sack Yards	68	8th

:: MOST SACKS / SDSU SINGLE-SEASON HISTORY

Rk.	Name, Year	No.
1.	Mike Douglass, 1976	21.0
2.	Brett Faryniarz, 1987	13.0
3.	Trey White, 2024	12.5
	Andy Coviello, 1991	12.5
5.	Kabeer Gbaja-Biamila, 1999	12.0
	Kabeer Gbaja-Biamila, 1997	12.0

- **White** logged three sacks and four tackles for loss at Central Michigan on Sept. 28. He was the first Aztec with four TFLs in a game since Jay Henderson had four vs. Northern Illinois on Sept. 30, 2017.
- **White** followed with another three sacks and four tackles for loss once again vs. Hawai'i on Oct. 5 en route to being named the Mountain West Defensive Player of the Week on Oct. 7 for the first time of his career. According to Pro Football Focus, White's eight quarterback pressures were tied for the second most in the country that week, while his five quarterback hurries were tied for seventh.
- **White** was recently named to the midseason Bednarik Award Watch List for the most outstanding defensive player. He also is a first-team midseason All-America selection by Associated Press and College Football Network, and a second-team pick by The Athletic, Athlon Sports and Sporting News.



IN RAREFIED AIR

San Diego State true freshman quarterback Danny O'Neil has burst on the scene after joining the Aztecs in January for the spring semester. The Indianapolis native followed SDSU head coach Sean Lewis to The Mesa and was named the team's starting quarterback after practice on Aug. 19.

So far on the season, O'Neil has completed 185 of 298 passes (62.1 pct.) for 1,951 yards and 11 touchdowns with six interceptions, while posting a 125.2 pass efficiency rating.

Below are some notes on O'Neil.

- **O'Neil** became the first true freshman quarterback in SDSU's Division I era (since 1969) to earn a start in a season-opener when he started against Texas A&M-Commerce on Aug. 31.
- He was the third true freshman quarterback in San Diego State's DI era to earn a start and is the second to pick up a win in his first start (also Spencer Brinton on Oct. 25, 1997 - SDSU 10, Hawai'i 3).
- The Aztecs scored 45 points in his first career start. In SDSU's two previous games that it started a true freshman quarterback for the first time, San Diego State combined for 23 points (10 vs. Hawai'i on Oct. 25, 1997 and 13 at Fresno State on Oct. 3, 2014).
- **O'Neil** was one of only two true freshmen in the country to start in the opening weekend (also Nebraska's Dylan Raiola).
- In the second half of the Texas A&M-Commerce game, **O'Neil** was 11-for-12 for 130 yards and two touchdowns for a 237.67 pass efficiency rating.
- **O'Neil's** first interception came in his fifth game of the season (sixth for SDSU) and 128th pass attempt at Wyoming on Oct. 12. His 127 passes without an interception only trailed Eastern Michigan's Cole Snyder (145) and USF's Byrum Brown (132) at the time.
- Among the Mountain West, **O'Neil** ranks fifth in pass attempts per game (29.80, T-41st in FBS) and completions per game (18.50, 45th in FBS), sixth in total pass attempts (298, 53rd in FBS), total completions (185, T-56th in FBS), completion percentage (62.08, T-58th in FBS), passing yards per game (195.10, 74th in FBS) and total offensive plays (360), eighth in passing yards (1,951), pass efficiency rating (125.23) and total offense per game (201.90), ninth in passing touchdowns (11) and yards per attempt (6.55), and 10th in total offensive yards (2,019).
- **O'Neil** was named the Mountain West Freshman of the Week on Oct. 7 for his play against Hawai'i. O'Neil led the Aztecs to a 27-24 come-from-behind win over Hawai'i, completing his first 10 pass attempts and a career-high 24 for the game, going 24-for-33 for 224 yards, a touchdown and no turnovers. SDSU scored on five of its 10 drives, including three touchdowns and two field goals.
- **O'Neil** was named the Mountain West Freshman of the Week for a second straight week on Oct. 14 for his play at Wyoming, becoming the first Aztec to earn back-to-back weekly conference honors since Matt Araiza received consecutive special teams weekly awards Oct. 18-25, 2021. O'Neil was 16-of-27 for a season and career-high 254 yards leading the Aztecs to their second consecutive fourth quarter comeback victory at Wyoming and a 2-0 mark in conference play. In the fourth quarter alone, he was 4-of-7 for 127 yards leading back-to-back scoring drives, including a 27-yard touchdown pass and the game-winning field goal. According to Pro Football Focus, his 86.4 passing grade ranked sixth best in FBS during week seven (min. 30 drop backs).



BIDING HIS TIME

San Diego State junior cornerback Chris Johnson is in the midst of a fantastic junior season. Johnson, who entered the season with 24 games played and no starts while working behind the plethora of veteran Aztec cornerbacks, has a team-high 63 tackles (48 solo) through 11 games so far in 2024 with 11 starts. He also has three forced fumbles, four pass breakups, an interception returned for 42 yards and a blocked kick.

Below are some notes on Johnson's 2024.

- **Johnson** is tied for ninth in FBS in the FBS in forced fumbles (3, T-1st in MW) and tied for 17th in forced fumbles per game (0.27, T-3rd in MW). The three forced fumbles are tied for the 13th most in SDSU single-season history.
- According to Pro Football Focus, **Johnson** ranks fourth in the Mountain West among cornerbacks with a 74.8 defensive grade (min. 700 snaps) and 12th in FBS.
- **Johnson** blocked a punt at UNLV on Nov. 16. Johnson is also tied for second in the Mountain West in blocked kicks (1, T-13th in FBS) and tied for fourth in blocked kicks per game (0.09, T-43rd in FBS).



CONTINUING THE AZTEC PUNTING LEGACY

Aztec senior Tyler Pastula has continued the excellence of the punting position at San Diego State. Pastula, in his first and final season at SDSU after spending last year punting at FCS power Albany and previously playing for FCS's Delaware, replaced two-time all-conference and the 2022 Mountain West Special Teams Player of the Year Jack Browning. Before Browning, the 2021 Ray Guy Award winner Matt Araiza punted for the Aztecs.

So far this season, Pastula has punted 57 times for 2,631 yards, averaging 46.2 yards per punt with 17 going for 50-plus yards and 17 inside the 20.

■ **Tyler Pastula** is currently averaging 46.16 yards per punt, which would rank third in SDSU single-season history.

- **Pastula** ranks first in the Mountain West in punt average (46.16, 7th in FBS), total punt yards (2,631, 7th in FBS) and punt yards per game (239.18, 7th in FBS), second in total punts (57, T-11th in FBS), punts per game (5.18, 12th in FBS) and net punt average (41.33, 28th in FBS), and third punts inside the 20-yard line (17, T-28th in FBS).
- **Pastula** punted seven times for 340 yards against Oregon State on Sept. 7. The 48.6 average was a then career-high mark (min. 4 punts) and tied for the 13th-highest average in the country this year (min. 7 punts).

AIR FORCE (4-7, 2-4 MW)

Aug. 31	Merrimack	W, 21-6
Sept. 7	San Jose State*	L, 7-17
Sept. 14	at Baylor	L, 3-31
Sept. 28	at Wyoming*	L, 19-31
Oct. 5	Navy	L, 7-34
Oct. 12	at New Mexico*	L, 37-52
Oct. 19	Colorado State*	L, 13-21
Nov. 2	at Army West Point	L, 3-20
Nov. 9	Fresno State*	W, 36-28
Nov. 16	Oregon State	W, 28-0
Nov. 23	at Nevada*	W, 22-19
Nov. 30	at San Diego State*	7:30 p.m. PT

TEAM COMPARISON (2024)

(National rankings (out of 133 in parentheses; through Nov. 23)

Category	San Diego State	Air Force
Record	3-8	4-7
Conference	2-4	2-4

Scoring Offense	21.45 (112)	17.82 (125)
Scoring Defense	29.45 (99)	23.55 (57)

Scoring Differential^	-11.90 (115)	-7.80 (99)
-----------------------	--------------	------------

^ ranking and numbers only include only vs. FBS schools

Rushing Offense	129.73 (99)	213.27 (12)
Passing Offense	202.91 (92)	83.27 (132)
Total Offense	332.64 (114)	305.55 (124)
Passing Efficiency	124.76 (100)	97.93 (132)

Rushing Defense	201.00 (118)	156.45 (82)
Passing Defense	221.91 (71)	184.18 (24)
Total Defense	422.91 (114)	340.64 (42)
Passing Eff. Defense	140.19 (100)	140.81 (101)

Net Punting	40.34 (39)	38.32 (80)
Punt Returns	6.00 (93)	6.00 (93)
Kickoff Returns	20.73 (59)	18.00 (102)
Punt Return Def.	5.48 (40)	13.18 (117)
Kick Return Def.	16.82 (18)	20.00 (70)

Interceptions Thrown	8 (50)	10 (78)
Fumbles Lost	1 (1)	5 (47)
Passes Intercepted	7 (93)	4 (121)
Fumbles Recovered	5 (68)	8 (20)
Turnovers Lost	9 (15)	15 (61)
Turnovers Gained	12 (96)	12 (96)
Turnover Margin	+0.27 (45)	-0.27 (86)

Sacks	2.91 (13)	1.36 (118)
Tackles for Loss	5.91 (50)	4.09 (123)
Sacks Allowed	2.55 (98)	1.55 (46)
TFL Allowed	8.00 (131)	5.17 (59)

First Downs Off.	198 (107)	195 (111)
First Downs Def.	258 (124)	180 (111)
3rd Down Conv. %	34.36 (116)	41.62 (55)
4th Down Conv. %	55.56 (59)	63.89 (28)
3D Conv. % Def.	46.25 (119)	34.92 (36)
4D Conv. % Def.	56.00 (82)	59.09 (90)

Fewest Penalties	9.36 (132)	3.27 (2)
Fewest Penalty Yds.	84.82 (132)	29.18 (2)

Red Zone Offense	79.41 (113)	87.50 (46)
Red Zone Defense	90.48 (104)	90.63 (115)

Time of Possession	27:00 (124)	34:04 (4)
--------------------	-------------	-----------

SDSU IN THE RANKINGS (2024)

Category	Pct./No.	NCAA	MW
Rushing Offense	129.73	99	9
Passing Offense	202.91	92	8
Total Offense	332.64	114	10
Scoring Offense	21.45	112	9
Passing Efficiency	124.76	100	8
Rushing Defense	201.00	118	10
Passing Defense	221.91	71	5
Total Defense	422.91	114	10
Scoring Defense	29.45	99	9
Passing Efficiency Defense	140.19	100	8
Net Punting	40.34	39	2
Kickoff Returns	20.73	59	3
Punt Returns	6.00	93	9
Kickoff Return Yardage Def.	16.82	18	2
Punt Return Yardage Def.	5.48	40	4
Interceptions Thrown	8	50	5
Fumbles Lost	1	1	1
Passes Intercepted	7	93	7
Fumbles Recovered	5	68	6
Turnovers Lost	9	15	3
Turnovers Gained	12	96	7
Turnover Margin	+0.27	45	4
Sacks	2.91	13	2
Tackles for Loss	5.91	50	6
Sacks Allowed	2.55	98	11
Tackles for Loss Allowed	8.00	131	12
First Downs	198	107	9
Opponent First Downs	258	124	9
3rd Down Conversion Pct.	34.36	116	12
4th Down Conversion Pct.	55.56	59	7
3rd Down Defense	46.25	119	9
4th Down Defense	56.00	82	4
Fewest Penalties	9.36	132	11
Fewest Yards Penalized	84.82	132	12
Red Zone Offense	79.41	104	11
Red Zone Defense	90.48	113	8
Time of Possession	27:00	124	11
Field Goal Percentage	82.35	38	1
PAT Percentage	96.00	108	11
Winning Percentage	37.50	110	10

Red indicates top 25 in FBS or Mountain West leader

MOST STARTS / CONSECUTIVE STARTS

Most Starts	Starts
Tyler Pastula, P	56
Marquez Cooper, RB	52
Ryan Wintermeyer, LS	50
Nate Bennett, WR	42
Nate Williams, OL	38

Consecutive Starts	Streak
Tyler Pastula, P	56
Ryan Wintermeyer, LS	50
Marquez Cooper, RB	43
Nate Williams, OL	35
Bryce Phillips, CB	33

- Pastula had a career-long 79-yard punt at Boise State on Nov. 1. It is tied for the longest punt in a FBS game this season and tied for the sixth longest in program history.
- Against Boise State on Nov. 1, Pastula punted four times for a 50.2 average, which was a career high (min. 4 punts). Off his four punts, the Broncos' average starting field position was their own 17-yard line (17.75).
- Pastula has two of the six longest punts in FBS play this season (79-yarder at Boise State on Nov. 1 and a 75-yarder at Wyoming on Oct. 12).



Plascencia

KICKING HIS WAY INTO THE RECORD BOOKS

Junior kicker Gabriel Plascencia is making the most of his first full season on The Mesa. Plascencia, who played in four games last year, mainly as the kickoff specialist, before saving his redshirt campaign, is 13-for-14 (.929) on the year in field goal attempts. He's also been the main kickoff specialist as well.

Below are some notes on Plascencia, who earned a scholarship after the spring season.

- Gabe Plascencia is 13-for-14 on the season in field goal attempts. The 92.9 field goal percentage would be a school record if the season ended today.
- Plascencia is 17-for-18 for his career. The 94.4 percentage would be a school record if he had enough attempts (25) to qualify.
- Plascencia leads the Mountain West in field goal percentage (92.86, 10th in FBS), and is second in made field goals per game (1.30, 43rd in FBS) and total made field goals (13, T-48th in FBS), tied for fifth in field goal attempts per game (1.40, T-72nd in FBS), tied for sixth in total field goal attempts (14) and kickoff touchbacks (22), seventh in kickoff touchback percentage (47.83), eighth in total kickoffs (46) and total kickoff yards (2,746), and ninth in kickoff average (59.70).
- Plascencia has seven career games with multiple field goals, including five this year.
- Plascencia has made 12 consecutive field goals, which is tied for the fifth-longest active streak in the country.

TRENDING

Searching for the formula to a San Diego State victory? Look no further.

OFFENSIVE KEYS

- San Diego State is 57-2 the last 59 times it has rushed for 200 yards. The Aztecs surpassed 200 in the opener against Texas A&M-Commerce.
- The Aztecs are 88-26 since 2011 when committing one turnover or less, something SDSU has done in 50 of its last 71 games.
- SDSU has an advantage in time of possession in 41 of the last 72 games. Since 2011, the Aztecs are 36-9 when possessing the football for at least 35 minutes.

DEFENSIVE KEYS

- The Aztecs are 72-5 since 2011 when holding the opposition to 17 points or less. SDSU has held 29 of its last 66 opponents to 17 points or less.
- San Diego State has won 25 of its last 30 games when forcing at least two turnovers (SDSU's 17-game winning streak came to an end on Sept. 3, 2022 vs. Arizona) and 34 straight games when forcing at least three turnovers (1-0 this season).
- San Diego State is 77-6 in its Division I history when owning at least a plus-3 turnover advantage, something it did in the opener on Aug. 31 vs. Texas A&M-Commerce.
- The Aztecs are 34-10 since 2011 when allowing less than 150 passing yards.
- San Diego State is 62-9 the last 71 times it has held the opposition to a 33.3 percent or less mark on third down.
- Since 2009, San Diego State's record broken down by opponent passing efficiency: less than 110: 70-11; between 110-150: 46-32; greater than 150: 8-35.
- Since the start of the 2015 campaign, SDSU is 48-5 when holding its opponent to a passing efficiency rating of below 110.

SPECIAL TEAMS / OVERALL TRENDS

- San Diego State is 20-4 since 2020 when winning the turnover battle and 53-6 since 2020. The Aztecs have won 22 of their last 26 games (22-4) when winning the turnover battle.
- San Diego State is 36-13 the last 49 times it has an advantage in field position.
- Since the start of the 2015 season, San Diego State has 14 kickoff returns for touchdowns, the most in FBS play over that time. To put that stat into perspective, seven other teams have played at least 100 games over that span and do not have a single kick return touchdown.
- Since the start of the 2020 season, San Diego State has 18 non-offensive touchdowns, tied with Middle Tennessee, Tulane and Utah for the eighth most in the country over that span, trailing only Pittsburgh (23), Notre Dame (22), Kentucky (20), Ohio State (20), Alabama (19), Houston (19) and Iowa (19).
- The Aztecs have 14 non-offensive touchdowns since the start of the 2021 season. Only 10 schools have more non-offensive touchdowns

:: LONGEST PUNTS IN 2024 / FBS

Rk.	Player	Team	Date	Opponent	Length
1.	Tyler Pastula	San Diego State	Nov. 1	at Boise State	79
	Palmer Williams	Baylor	Sept. 7	at Utah	79
3.	Will Karoll	Tulane	Sept. 14	at Oklahoma	78
4.	Tyler Pastula	San Diego State	Oct. 12	at Wyoming	75
	Aaron Rodriguez	New Mexico	Nov. 2	Wyoming	75
	Kai Kroeger	South Carolina	Sept. 21	Akron	75

:: HIGHEST FIELD GOAL PERCENTAGE / SDSU SINGLE-SEASON HISTORY (MIN. 10 ATT.)

Rk.	Name, Year	Pct.
1.	Gabe Plascencia, 2024	.929
2.	John Baron III, 2016	.913
3.	Chris O'Brien, 1985	.895
4.	Garrett Palmer, 2005	.882
5.	Garrett Palmer, 2007	.867

:: MOST CONSECUTIVE FIELD GOALS MADE / ACTIVE / FBS

Rk.	Name, Current School	FGM
1.	Atticus Sappington, Oregon	22
2.	Clune Van Andel, Arkansas St.	16
3.	Andres Borregales, Miami	14
4.	Kenneth Almenderes, Louisiana	13
5.	Gabe Plascencia, SDSU	12
	Will Ferrin, Brigham Young	12

over that span, including Pittsburgh (21), Notre Dame (19), Kentucky (17), Ohio State (17), Iowa (16), Middle Tennessee (16), Houston (15), SMU (15), Tulane (15) and Utah (15). Over that span, SDSU has five interception returns for touchdowns, four blocked punt returns for touchdowns, two kickoff returns for a touchdown, two fumble recoveries for a touchdown and one punt return for a touchdown.

- SDSU has won 38 of its last 43 games leading after three quarters (30-game winning streak was snapped at Fresno State on Oct. 29, 2022).

SAN DIEGO STATE SAYS GOODBYE TO 24 SENIORS

Saturday will likely be the last college game for 24 Aztec seniors. Together the group has helped SDSU to the 2021 Mountain West title game, two bowl appearances in 2021 and 2022 and 30 combined wins over the last five years.

- DL **Tupu Alualu** from Honolulu, Hawai'i. A two-time Polynesian College Football Player of the Year watch list selection, Alualu will be receiving his degree in africana studies this spring.
- RB **Jaylon Armstead** from Los Angeles. Armstead will be receiving his degree in IS3D this December.
- WR **Nate Bennett** from Simi Valley, California. Bennett will receive his MBA this spring. At his previous school, Bennett was a Jerry Rice Award watch list selection, two-time Dean's List honoree and an academic all-district honoree.
- S **JD Coffey II** from Kennedale, Texas. Coffey will be receiving his degree in Africana studies this spring.
- RB **Marquez Cooper** from Gaithersburg, Maryland. Cooper will receive his restorative justice practices and trauma-informed care certificate next month. A two-time Maxwell Award and Doak Walker award watch list selection, Cooper leads all active NCAA players in rushing yards and all-purpose yards. With over 5,000 career rushing yards, he is one of 12 in FBS history with four 1,000-yard rushing seasons and the first in FBS history to have a 1,000-yard rushing season with three different schools.
- CB **Arnold Escano** from San Diego. Escano will receive his Masters in Education Counseling this summer.
- RB **Nick Gardinera** from San Diego. Gardinera is in the process of completing his MBA program.
- CB **Joshua Goynes** from Las Vegas. Goynes will be receiving his degree in political science this coming spring.
- TE **Michael Harrison** from San Francisco. Harrison will receive his restorative justice practices and trauma-informed care certificate next month. Prior to SDSU, Harrison set the Colorado record for most touchdowns by a walk-on and was a Bursaworth Trophy nominee.
- K **Nick Lopez** from Huntington Beach, California. Lopez will complete his MBA this spring.
- EDGE **Marlem Louis** from Venice, Florida. Louis will receive his masters in education counseling next month. At his previous school Richmond, Louis was a two-time all-CAA selection and served as a captain.
- S **Deshaun McQuin** from Jacksonville, Texas. McQuin will receive his masters in education counseling next month. McQuin has also earned three academic honors in his career.
- DL **Keion Mitchell** from Framingham, Massachusetts. Mitchell will receive his degree in communications in the spring.
- LB **Cody Moon** from Albuquerque, New Mexico. Moon will receive his degree in american indian studies this winter. On the field, Moon was a 2023 Bronko Nagurski Trophy watch list selection and earned an all-Mountain West honorable mention in 2022.
- LB **Kyle Moretti** from Arvada, Colorado. Moretti is currently in the process of completing his MBA program. At his previous school at Central Michigan, Moretti earned a pair of all-conference honors and helped his team earn a bowl victory in 2021.
- OL **Myles Murao** from Torrance, California. Murao will receive his degree in american indian studies this December. This year, he was named to the 2024 Polynesian College Football Player of the Year watch list.
- S **William Nimmo** from Corona, California. Nimmo will complete his masters in education this December. At his previous school at UCLA, he was a two-time academic honor roll recipient.
- P **Tyler Pastula** from Easton, Pennsylvania. Pastula will complete his masters in education counseling this winter. This year, Pastula was a Ray Guy Award watch list selection for best punter in the nation. In his career, he was a three-time all-conference selection and a member of the 2022 FCS Punter of the Year watch list.
- CB **Bryce Phillips** from Long Beach, California. Phillips will receive a degree in africana studies. At his previous stop, Phillips was a 2022 all-conference selection and named to the all-newcomer team in 2022.
- WR **Ja'Shaun Poke** from Hampton, Georgia. Poke is in the process of finishing his masters in education counseling.
- WR **Mekhi Shaw** from San Diego. Shaw will earn a degree in biology this spring. A decorated individual on and off the field, Shaw is a two-time scholar-athlete and three-time all-academic recipient as well as a 2023 Mountain West honorable mention, 2022 SDSU Offensive Player of the Year, Most Inspirational Player and Co-Outstanding Freshman Award winner.
- OL **Nate Williams** from Utica, Ohio. Williams will complete his MBA program this May. Williams was a 2022 academic all-conference recipient at the University of Akron.
- LS **Ryan Wintermeyer** from Scottsdale, Arizona. Wintermeyer will receive a degree in finance this May. Wintermeyer is currently one of 10 players in the country named a Patrick Mannelly Award semifinalist, honoring the best long snapper in the country.
- TE **Jude Wolfe** from Laguna Hills, California. Wolfe will finish his masters in education counseling this winter.

SEASON SET-UP



Lewis

■ One of the most innovative minds in college football over the past decade, **Sean Lewis** was named the 19th head coach in the history of the San Diego State football program, as announced on Nov. 29,

2023. Lewis, 38, brings an extensive résumé to The Mesa, serving as head coach at Kent State from 2018-22 before spending the 2023 campaign as offensive coordinator/quarterbacks coach at Colorado under head coach Deion Sanders. He has also witnessed great success as a coordinator/assistant coach in stops at Syracuse

FEWEST PLAYERS IN FINAL YEAR OF ELIGIBILITY / FBS

Rk.	Team	No.
1.	Illinois	12
	Troy	12
3.	Iowa State	14
	San Jose State	14
5.	San Diego State	15

FEWEST PLAYERS IN FINAL YEAR OF ELIGIBILITY WHO BEGAN CAREER AT CURRENT SCHOOL / FBS

Rk.	Team	No.
1.	Troy	0
2.	Colorado	1
3.	San Diego State	3
	Arizona State	3
	Old Dominion	3
6.	Six tied at	4

SDSU INDIVIDUAL RANKINGS (2024)

(Current players only; Top 75 NCAA; Top 10 MW)

Player	Category	Pct./No.	NCAA Rk.	MW Rk.
Brady Anderson	Fumb. Rec.	1	--	T-4
Louis Brown IV	Yds. per Rec.	16.00	T-68	4
	Receiving YPG	56.00	--	10
Eric Butler	INT for TD	1	T-6	T-1
Krishna Clay	Fumb. Rec.	1	--	T-4
JD Coffey III	INT for TD	1	T-6	T-1
Marquez Cooper	Rushing Att.	269	2	2
	Rush Att. PG	24.45	3	2
	Total AP Plays	286	4	2
	Rushing Yds.	1,180	12	2
	Rushing YPG	107.27	14	2
	Total AP Yds.	1,280	22	3
	AP YPG	116.36	28	3
	Total TDs	11	T-39	T-4
	Rushing TDs	10	T-43	3
	Points PG	6.00	--	T-8
	Total Points	66	--	9
Chris Johnson	Total FF	3	T-9	T-1
	Blocked Kicks	1	T-13	T-2
	FF PG	0.27	T-17	T-3
	Blk Kicks PG	0.09	T-43	T-4
Tano Letuli	Fumb. Rec.	1	--	T-4
Jordan Napier	Receiving TDs	4	--	T-10
Danny O'Neil	Pass Att. PG	29.80	T-41	5
	Comp. PG	18.50	45	5
	Total Pass Att.	298	53	6
	Total Comp.	185	T-56	6
	Comp. Pct.	62.08	T-58	6
	Passing YPG	195.10	74	6
	Total Off. Plays	360	--	6
	Passing Yds.	1,951	--	8
	Pass Eff. Rat.	125.23	--	8
	Total Off. PG	201.90	--	8
	Passing TDs	11	--	9
	Yds. per Att.	6.55	--	9
	Total Off. Yds.	2,019	--	10
Tyler Pastula	Punt Avg.	46.16	7	1
	Total Punt Yds.	2,631	7	1
	Punt YPG	239.18	7	1
	Total Punts	57	T-11	2
	Punts PG	5.18	12	2
	Net Punt Avg.	41.33	28	2
	Punts I20	17	T-28	3
Bryce Phillips	Total INT Yds.	68	T-62	6
Gabe Plascencia	FG Pct.	92.86	10	1
	FGM PG	1.30	43	2
	Total FGM	13	T-48	2
	FGA PG	1.40	T-72	T-5
	Total FGA	14	--	T-6
	Total KO TB	22	--	T-6
	KO TB Pct.	47.83	--	7
	Total KO	46	--	8
	Total KO Yds.	2,746	--	8
	KO Avg.	59.70	--	9
Ja'Shaun Poke	KR Avg.	20.14	37	2
	Total KR	14	T-40	4
	KR PG	1.27	T-42	4
	Total KR Yds.	282	T-55	4
	KR YPG	25.64	T-57	4
	Comb. Ret. Yds.	282	66	5
Mekhi Shaw	Total PR	12	T-52	3
	PR PG	1.09	T-53	3
	PR YPG	7.09	--	7
	Total PR Yds.	78	--	9
Dalesean Staley	Fumb. Rec.	1	--	T-4
Trey White	Total TFL	18.5	2	1
	TFL PG	1.68	2	1
	Total TFL Yds.	102	3	1
	Total Sacks	12.5	4	1
	Sacks PG	1.14	4	1
	Total Sack Yds.	68	8	1
Jelani Whitmore	Fumb. Rec.	1	--	T-4

Red indicates top 25 in FBS or Mountain West leader



Texas A&M - Commerce
Aug. 31
W, 45-14



Oregon State
Sept. 7
L, 0-21



at California
Sept. 14
L, 10-31



at Central Michigan
Sept. 28
L, 21-22



Hawaii*
Oct. 5
W, 27-24



at Wyoming*
Oct. 12
W, 27-24



Washington State
Oct. 26
L, 26-29



at Boise State*
Nov. 1
L, 24-56



New Mexico*
Nov. 8
L, 16-21



at UNLV*
Nov. 16
L, 20-41



at Utah St.*
Nov. 23
L, 20-41



Air Force*
Nov. 30
7:30 p.m. PT

SAN DIEGO STATE-AIR FORCE SERIES

Series: Air Force leads, 21-18 / **SDSU has won 9 out of last 11**

Home: 10-8, **Away:** 8-12, **Neutral:** 0-1

Qualcomm Stadium/Jack Murphy/SD: 10-8

Falcon Stadium: 8-11

MW Games: 12-8; **WAC Games:** 5-12

Longest SDSU Win Streak: 9 (2010-21)

Longest Air Force Win Streak: 9 (1981-89)

Date	Location (SDSU/Opp. NR)	Result	SDSU	AFA
Western Athletic Conference Era				
S.20.80	A-Falcon Stadium*	W	13	10
N.29.81	N-Mirage Bowl (Tokyo, Japan)*	L	16	21
S.11.82	A-Falcon Stadium*	L	32	44
D.3.83	H-Jack Murphy Stadium (18)*	L	7	38
S.1.84	A-Falcon Stadium*	L	16	34
N.2.85	A-Falcon Stadium (7)*	L	10	31
O.25.86	H-Jack Murphy Stadium (HC)*	L	10	22
S.19.87	A-Falcon Stadium*	L	7	49
S.11.88	H-Jack Murphy Stadium*	W	39	36
S.2.89	A-Falcon Stadium*	L	36	52
S.29.90	H-Jack Murphy Stadium*	W	48	18
S.21.91	A-Falcon Stadium*	L	20	21
O.24.92	H-Jack Murphy Stadium*	L	17	20
S.18.93	A-Falcon Stadium*	W	38	31
O.1.94	H-Jack Murphy Stadium*	L	35	36
N.28.96	H-Jack Murphy Stadium*	W	28	23
S.27.97	A-Falcon Stadium (25)*	ot-L	18	24

Mountain West Era

O.2.99	H-Qualcomm Stadium*	L	22	23
N.18.00	A-Falcon Stadium*	L	24	45
S.29.01	H-Qualcomm Stadium*	L	21	45
N.23.02	A-Falcon Stadium*	W	38	34
N.22.03	H-Qualcomm Stadium*	W	24	3
N.13.04	A-Falcon Stadium*	W	37	31
S.10.05	A-Falcon Stadium*	L	29	41
O.21.06	H-Qualcomm Stadium*	W	19	12
N.17.07	A-Falcon Stadium*	L	23	55
O.11.08	H-Qualcomm Stadium (FW)*	L	10	35
S.26.09	A-Falcon Stadium*	L	14	26
O.16.10	H-Qualcomm Stadium (23) (HC)*	W	25	23
O.13.11	A-Falcon Stadium*	W	41	27
N.10.12	H-Qualcomm Stadium*	W	28	9
O.10.13	A-Falcon Stadium*	W	27	20
N.21.14	H-Qualcomm Stadium*	W	30	14
D.5.15	H-Qualcomm Stadium (MWC)	W	27	14
S.23.17	A-Falcon Stadium*	W	28	24
O.12.18	H-SDCCU Stadium*	W	21	17
O.23.21	A-Falcon Stadium*	W	20	14
N.26.22	H-Snapdragon Stadium*	L	3	13
S.30.23	A-Falcon Stadium*			
TBA.24	H-Snapdragon Stadium*			

SDSU was ranked No. 22 entering the 2017 game and No. 22 entering the 2021 game.

SERIES HISTORY

- This is the 39th meeting between San Diego State and Air Force with the Falcons owning a 21-18 series lead.
- The Aztecs won a school-record nine straight games in the series before falling, 13-3, on Senior Night in 2022 and then again last year in Colorado. That was the longest active win streak against the Academy.
- The Aztecs have a 10-8 series advantage in games played in San Diego.
- San Diego State is 8-12 lifetime at the Air Force Academy, but has won three of its last four visits Falcon Stadium (41-27 in 2011, 27-20 in 2013, 28-24 in 2017 and 20-14 in 2021).
- Fifteen of the last 28 games in the series have been decided by seven points or less. Of those 15 games, three have been decided by one point, one decided by two points, one decided by three points, three decided by four points, one decided by five points, three decided by six points (one that went to overtime) and three decided by seven points.
- This will mark the 39th time in the last 44 years the two teams have played. Air Force and San Diego State have tangled every season since 1980 with the lone exceptions being 1995, 1998, 2016, 2019 and 2020. The two teams will also play in the regular season in 2024, but are not expected to meet in 2025.
- Since 1994, the team that has committed fewer turnovers has lost just twice in the series. The teams have played 25 times since 1994, with the team turning the ball over less posting a 18-2 record (five ties). The 2013 and 2015 games are the only times during that span that the team with more turnovers (2013: SDSU (2), defeated the team with fewer turnovers, Air Force (1), 27-20, and 2015: SDSU (1) defeated the team with fewer turnovers Air Force (0), 27-14).
- **SDSU-AIR FORCE TIDBITS:** This is the 23rd time in 26 seasons the teams have played... The Falcons won the first three encounters during the MW era, but San Diego State has won 13 of the last 19 meetings... The games in the series have typically featured plenty of offense... In the last 26 meetings, the games had a combined average of 51.6 points and 688.0 yards of total offense... Only seven times in the last 26 encounters have the teams failed to combine to score at least 42 points and five times during that stretch the teams have posted at least 69 points... The 2022 meeting was the lowest combined score in series history (AFA 13, SDSU 3) and featured just 472 total yards and 22 first downs... Over the last 29 games, the cumulative point total is San Diego State 727, Air Force 759 ... In 2010, SDSU defeated 23rd-ranked Air Force, 25-23... Brady Hoke was the head coach and it snapped a 24-game losing streak to AP Top 25 teams... In 2015, the Aztecs defeated Air Force, 27-14, in the Mountain West Championship game... In 1993, SDSU rallied from a 17-point fourth quarter deficit to win at Air Force, 38-31... That is the largest second-half deficit SDSU has overcome to win a game in the Division I era.

SAN DIEGO STATE VS. AIR FORCE - LAST 28 MEETINGS

			SD		Opp.		Total				Passing		Rushing					
Date	Site - Location	Result	Rk	Rk	FD	FD	Yds	Yds	TOs	-TOs	Yds	Yds	Yds	Yds	Te.	Att.		
S.21.91	A-Falcon	L	20	21	-	-	16	17	218	321	1	2	94	93	124	228	72	43,011
O.24.92	H-Jack Murphy	L	17	20	-	-	19	13	327	294	1	3	189	70	167	247	36,892	
S.18.93	A-Falcon	W	38	31	-	-	31	22	537	395	2	2	423	46	114	349	54	40,086
O.1.94	H-Jack Murphy	L	35	36	-	-	29	19	527	416	8	3	421	111	88	305	70	33,268
N.28.96	H-Jack Murphy	W	28	23	-	-	21	23	317	478	0	2	199	191	118	237	66	18,353
S.27.97	A-Falcon	L-ot	18	24	-	25	8	22	154	314	1	1	130	88	24	226	48	399
O.2.99	H-Qualcomm	L	22	23	-	-	17	24	351	403	2	0	202	94	149	309	78	31,856
N.18.00	A-Falcon	L	24	45	-	-	15	31	350	540	3	1	269	122	81	418	33	33,975
S.29.01	H-Qualcomm	L	21	45	-	-	21	25	403	427	4	0	199	120	204	319	68	22,193
N.23.02	A-Falcon	W	38	34	-	-	26	29	398	538	1	2	289	125	109	413	41	31,023
N.22.03	H-Qualcomm	W	24	3	-	-	20	19	383	286	0	2	251	95	132	191	59	23,682
S.25.04	A-Falcon	W	37	31	-	-	24	29	456	486	2	6	232	133	224	353	29	28,514
S.10.05	A-Falcon	L	29	41	-	-	26	25	417	503	3	1	253	231	164	272	79	30,101
O.21.06	H-Qualcomm	W	19	12	-	-	15	23	284	344	0	2	133	47	151	297	69	26,871
N.17.07	A-Falcon	L	23	55	-	-	21	30	506	670	3	1	410	101	96	569	50	34,227
O.11.08	H-Qualcomm	L	10	35	-	-	12	30	165	473	2	2	130	72	35	401	64	43,630
S.26.09	A-Falcon	L	14	26	-	-	16	12	323	294	6	0	284	51	39	243	75	35,929
O.16.10	H-Qualcomm	W	27	25	-	23	16	29	452	487	1	1	247	175	205	312	66	28,178
O.13.11	A-Falcon	W	41	27	-	-	20	26	410	419	1	3	209	224	201	195	64	27,490
N.10.12	H-Qualcomm	W	28	9	-	-	15	24	268	393	2	4	90	73	178	320	61	30,266
O.10.13	A-Falcon	W	35	30	-	-	22	14	463	319	2	1	249	150	214	169	50	17,280
N.21.14	H-Qualcomm	W	30	14	-	-	23	16	502	329	1	4	326	189	176	140	61	28,626
D.5.15	H-Qualcomm*	W	27	24	-	-	17	14	436	340	1	0	203	35	233	305	70	20,959
S.23.17	A-Falcon	W	28	24	22	-	19	14	367	253	1	1	180	33	187	220	50	27,575
O.12.18	H-SDCCU	W	21	17	-	-	13	14	297	276	1	1	213	62	84	214	67	25,326
O.23.21	A-Falcon	W	20	14	22	-	10	15	229	259	0	2	72	67	157	192	68	23,887
N.26.22	H-Snapdragon	L	3	13	-	-	8	14	187	285	3	0	188	14	-1	271	59	25,223
S.30.23	A-Falcon	L	10	49	-	-	14	24	227	476	1	0	122	189	105	287	70	24,869
N.30.24	H-Snapdragon																	

San Diego State number is listed first. Note: San Diego Stadium and Jack Murphy Stadium is currently Qualcomm Stadium. * - indicates Mountain West Championship game.

SAN DIEGO STATE-AIR FORCE CONNECTIONS

- Air Force assistant head coach and defensive backs coach Charlie Jackson led the defensive backs for the Atlanta Falcons in 2018 when former Aztec Damontae Kazee led the NFL with seven interceptions.
- San Diego State linebacker DJ Herman and Air Force defensive back Lincoln Tuioit-Mariner both prepped at Bishop Gorman High in Las Vegas, Nevada.
- SDSU offensive lineman Ross Ulugalu-Maseuli and AFA running back Aiden Calvert attended Mater Dei Catholic High in Chula Vista, California.
- Aztecs safety DJ Bryant and Falcons inside linebacker Osaro Aihie went to school at San Leandro High in San Leandro, California.
- San Diego State wide receiver Mikey Welsh and Air Force running back Houston Thomas both played football at Servite High in Servite, California.
- SDSU wide receiver Heath McRee and AFA defensive back Will Courtney spent time at Westlake High in Austin, Texas.
- Aztecs kicker Nick Clegg and Falcons running back Kaden Cloud both prepped at Williams Field High in Gilbert, Arizona.

SDSU CAREER VS. AIR FORCE

Rushing	Att.	Yds.	Avg.	TD
Kenan Christon	16	44	2.8	0
Jaylon Armstead	7	18	2.6	0
Cam Davis	2	8	4.0	0

Passing	C-A-I	Yds.	TD	Eff.
n/a				

Receiving	No.	Yds.	Avg.	TD
Louis Brown	6	53	8.8	0
Kenan Christon	2	18	9.0	0
Jaylon Armstead	1	6	6.0	0
Cam Davis	1	6	6.0	0
Mekhi Shaw	1	6	6.0	0

Kick Returns	No.	Yds.	Avg.	TD
Kenan Christon	2	26	13.0	0
Max Garrison	1	22	22.0	0

Punt Returns	No.	Yds.	Avg.	TD
n/a				

Defense	S-A-T	Other
Cody Moon	9-13-22	
Eric Butler	2-4-6	
Brady Anderson	1-5-6	
Chris Johnson	0-3-3	
Tupu Alualu	0-2-2	
Josh Hunter	1-0-1	
Ryan Henderson	0-1-1	

Punting	No.	Yds.	Avg.	Long
n/a				

Kicking	FG-FGA	Long	PAT-PATA
n/a			

TOP RUSHING PERFORMANCES VS. AIR FORCE

Rk.	Name	H/A	Date	Score	Yards
1.	Paul Hewitt	H	9-11-88	L, 36-52	259
2.	Ronnie Hillman	H	10-16-10	W, 25-23	191
3.	Larry Ned	H	9-20-01	L, 21-45	178
4.	Ronnie Hillman	A	10-13-11	W, 41-27	172
5.	George Jones	H	11-23-96	W, 28-23	149
6.	Atiyah Henderson	H	10-21-06	W, 19-12	142
7.	Ron Slack	A	9-2-89	L, 36-52	135
8.	Donnel Pumphrey	H	11-21-14	W, 30-14	131
9.	Marshall Faulk	H	10-24-92	L, 17-20	129
10.	Rashaad Penny	A	9-23-17	W, 28-24	128
11.	Michael Franklin	H	11-22-03	W, 24-3	122
12.	Donnel Pumphrey	A	10-10-13	W, 27-20	117
13.	Marshall Faulk	A	9-21-91	L, 20-21	114
14.	Walter Kazee	H	11-10-12	W, 28-9	106
	Marshall Faulk	A	9-18-93	W, 38-31	106
16.	Brandon Bones	A	11-13-04	W, 37-31	103
17.	Craig Ellis	A	9-20-80	W, 13-10	102

17 100-YARD RUSHING GAMES (SDSU is 12-5 in those games)

TOP PASSING PERFORMANCES VS. AIR FORCE

Rk.	Name	H/A	Date	Score	Yards
1.	Tim Gutierrez	H	10-1-94	L, 35-36	421
2.	Matt Kofler	N	11-29-81	L, 16-21	386
3.	Kevin O'Connell	A	11-17-07	L, 23-55	384
4.	Dan McGwire	A	9-2-89	L, 36-52	361
5.	Dan McGwire	H	9-29-90	W, 48-18	343
6.	Quinn Kaehler	H	11-21-14	W, 30-14	326

6 300-YARD PASSING GAMES (SDSU is 2-4 in those games)

TOP RECEIVING PERFORMANCES VS. AIR FORCE

Rk.	Name	H/A	Date	Score	Yards
1.	Darnay Scott	A	9-18-83	L, 7-38	217
2.	Chaz Schilens	A	11-17-07	L, 25-55	215
3.	Curtis Shearer	H	10-1-94	L, 35-36	195
4.	Derrick Lewis	H	11-18-00	L, 24-45	138
5.	J.R. Tolver	H	9-29-01	L, 21-45	127
6.	Ezell Ruffin	H	11-21-14	W, 30-14	126
	J.R. Tolver	A	11-23-02	W, 38-34	126
8.	Vincent Brown	A	9-26-09	L, 14-26	123
	Kassim Osgood	A	11-23-02	W, 38-34	123
10.	Darius Durham	N	11-29-81	L, 16-21	122
11.	Chris Hardy	H	10-25-86	L, 10-22	119
12.	Patrick Rowe	H	9-29-90	W, 48-18	112
13.	Ezell Ruffin	A	10-10-13	W, 27-20	108
14.	DeMarco Sampson	H	10-16-10	W, 25-23	106
15.	Dennis Arey	H	9-29-90	W, 48-18	104
16.	Don Roberts	N	11-29-81	L, 16-21	100

16 100-YARD RECEIVING GAMES (SDSU is 5-8 in those games)

LAST GAME VS. AIR FORCE

SAN DIEGO STATE	0	10	0	0	-	10
AIR FORCE	0	21	21	7	-	49

Sept. 30, 2023 | Falcon Stadium | USAFA, Colo. | 6:02 p.m. MT | Attendance: 24,869



TEAM STATISTICS

	SDSU	AFA
FIRST DOWNS	14	24
Rushing	8	17
Passing	6	6
Penalty	0	1
NET YARDS RUSHING	105	287
Rushing Attempts	30	52
Average Per Rush	3.5	5.5
Rushing Touchdowns	0	4
Yards Gained Rushing	117	300
Yards Lost Rushing	12	13
NET YARDS PASSING	122	189
Completions-Attempts-Int	13-25-1	6-7-0
Average Per Attempt	4.9	27.0
Average Per Completion	9.4	31.5
Passing Touchdowns	1	2
TOTAL OFFENSE YARDS	227	476
Total offense plays	55	59
Average Gain Per Play	4.1	8.1
Fumbles: Number-Lost	0-0	0-0
Penalties: Number-Yards	5-34	1-5
PUNTS-YARDS	5-232	1-45
Average Yards Per Punt	46.4	45.0
Net Yards Per Punt	46.4	25.0
Inside 20	2	0
50+ Yards	1	0
Touchbacks	0	1
Fair catch	2	0
KICKOFFS-YARDS	2-130	8-518
Average Yards Per Kickoff	65.0	64.8
Net Yards Per Kickoff	40.0	42.8
Touchbacks	0	1
Fair Catch Yards	2	0
Punt returns: Number-Yards-TD	0-0-0	0-0-0
Average Per Return	0.0	0.0
Kickoff returns: Number-Yds-TD	2-26-0	0-0-0
Average Per Return	13.0	0.0
Interceptions: Number-Yds-TD	0-0-0	1-31-0
Fumble Returns: Number-Yds-TD	0-0-0	0-0-0
Miscellaneous Yards	0	0
Possession Time	27:55	32:05
1st Quarter	11:11	3:49
2nd Quarter	4:44	10:16
3rd Quarter	3:59	11:01
4th Quarter	8:01	6:59
Third-Down Conversions	4 of 13	4 of 8
Fourth-Down Conversions	3 of 4	2 of 2
Red-Zone Scores-Chances	0-0	4-4
Touchdowns	0-0	4-4
Field goals	0-0	0-4
Sacks By: Number-Yards	0-0	1-7
PAT Kicks	1-1	7-7
Field Goals	1-1	0-0
Points off turnovers	0	7

GAME NOTES

Big Notes

- San Diego State had its four-game winning streak snapped at Air Force (last loss at Falcon Stadium was Sept. 26, 2009 - the first season of Brady Hoke's first head coaching stint at SDSU).
- The Aztecs have lost two straight in the series to Air Force for the first time since a three-game stretch from 2007-09.
- SDSU has won nine of the last 11 meetings between the two teams.
- San Diego State lost its Mountain West road opener for just the second time in the last nine seasons.
- The Aztecs fell to 74-34 (.685) since the start of the 2015 season.
- SDSU fell to 47-19 (.712) in its last 66 regular-season games against Mountain West opponents.
- San Diego State fell to 20-8 in games played in September since the start of the 2016 campaign.
- K Jack Browning made a 61-yard field goal at the end of the first half. It was a school record, Mountain West record, Falcon Stadium record, tied for the longest field goal in the country this season and tied for the 20th longest in NCAA history.

Team Notes

- SDSU had a 17-play, 9:32 drive in the first half, its longest drive in terms of plays and time since a 17-play, 10:31 drive against Towson on Sept. 25, 2021.
- San Diego State fell to 1-2 on the season and 23-8 under Brady Hoke when scoring first.

Series Notes

- San Diego State dropped to 18-21 all-time against the Falcons.
- The Aztecs are now 8-12 all-time at Air Force.
- Head coach Brady Hoke fell to 3-3 all-time against Air Force.

SDSU Suffers 49-10 Loss at Undefeated Air Force

USAFA, Colo. -- Zac Larrier threw two long touchdown passes, Emmanuel Michel added a pair of touchdown runs and Air Force cruised to a 49-10 victory over San Diego State at Falcon Stadium.

The Aztecs (2-4, 0-2 MW) had won nine of the previous 10 meetings with the Falcons (5-0, 3-0 MW) and four straight at Falcon Stadium before falling by its largest margin in the series since 1987.

Neither team scored until Jalen Mayden directed a 17-play, 80-yard drive, capped off with his 21-yard touchdown pass to Joshua Nicholson to give SDSU a 7-0 lead. San Diego State grinded out 9 minutes, 32 seconds of clock time on the drive, successfully converting two fourth-down opportunities.

AFA, however, which only had the ball for 3:49 in the first quarter, answered with three straight touchdown drives.

Cade Harris pulled Air Force even at 7-7 with 10:31 remaining in the first half. AFA used a 34-yard run by Larrier to get into Aztec territory. Later in the drive on a fourth-and-4 situation, Larrier rolled out to his right and found Harris for a 28-yard strike to get to the SDSU 2-yard line. Two plays later Harris punched it in to tie the game.

After a three-and-out, the Falcons marched 53 yards on nine plays with Michel rushing it in from two yards out to give AFA a lead it would never relinquish.

After forcing San Diego State to punt, Air Force got the ball back late in the first half and took it 80 yards on six plays before Michel pounded it in from three yards. The touchdown followed a 26-yard pass from Larrier to a wide-open Jared Roznos.

With just 43 seconds left, the Aztecs got into Falcon territory, thanks mainly to a 22-yard dump off from Mayden to Kenan Christon and a 7-yard pass from Mayden to Brionne Penny on a fourth-and-3 play. Before Jack Browning could attempt a 56-yard field goal to end the first half, Drew Azzopardi was whistled for a false start penalty. Undeterred, Browning knocked it from 61 yards to bring SDSU to within 11 at 21-10 at the half. The 61-yard field goal was a school record, Mountain West record, tied for the longest kick in FBS play this season and tied for the 20th in FBS history.

AFA put the game out of reach by the 7:09 mark of the third quarter. Larrier teamed up with Harris for a 54-yard touchdown and, after forcing a three-and-out, fired a 53-yard scoring strike to Roznos.

On San Diego State's next offensive play, Mayden was picked by Trey Taylor, who returned it 30 yards for a touchdown to put Air Force up, 42-10.

Following another three-and-out for the Aztecs, Jensen Jones completed a 16-play, 82-yard drive that took 10:20 off the clock with a 4-yard touchdown run.

SDSU got into Falcon territory on its ensuing possession but facing a fourth-and-1 on the AFA 28, Jaylon Armstead's rush was stopped by a swarming Air Force defense.

Larrier finished with 189 yards on 6-of-7 passing for the Falcons, and carried eight times for 103 yards.

Mayden completed 13 of 24 passes for 122 yards with one touchdown and one interception for San Diego State. Christon led the Aztecs with 58 rushing yards.

Zyrus Fieseul led the SDSU defense with nine tackles as San Diego State lost its MW road opener for just the second time in the last nine seasons.

>>SCORING SUMMARY

Qtr	Time	Team	Scoring Play	Plays	TOP	Score
2nd	13:34	SDSU	Nicholson 21-yd pass f/ Mayden (Browning kick)	17-80	9:32	7-0
2nd	10:31	AFA	Harris 7-yd rush (Dapore kick)	7-75	3:03	7-7
2nd	4:21	AFA	Michel 2-yd rush (Dapore kick)	9-53	5:04	7-14
2nd	0:43	AFA	Michel 3-yd rush (Dapore kick)	6-80	2:09	7-21
2nd	0:00	SDSU	Browning 61-yd field goal	8-31	0:43	10-21
3rd	12:04	AFA	Harris 54-yd pass f/ Zarrier (Dapore kick)	6-75	2:56	10-28
3rd	7:18	AFA	Roznos 53-yd pass f/Zarroer (Dapore kick)	6-79	3:00	10-35
3rd	7:09	AFA	Taylor 30-yd interception (Dapore kick)	--	--	10-42
4th	9:45	AFA	Jones 4-yd rush (Dapore kick)	16-85	10:20	10-49

INDIVIDUAL STATISTICS

>>SAN DIEGO STATE

Rushing	Att	Yds	TD	Long	Avg
Christon	14	58	0	22	4.1
Armstead	7	18	0	11	2.6
Mayden	4	17	0	17	4.2
Davis	2	8	0	6	4.0
Blake	3	4	0	3	1.3
Totals	30	105	0	22	3.5
Passing	C-A-I	Yds	TD	Long	Sack
Mayden	13-24-1	122	1	21	1
Team	0-1-0	0	0	0	0
Totals	13-25-1	122	1	21	1

>>AIR FORCE

Rushing	Att	Yds	TD	Long	Avg
Larrier	8	103	0	41	12.9
Michel	18	78	2	8	4.3
Harris	4	28	1	9	7.0
Carson	5	27	0	10	5.4
Eldridge III	4	24	0	14	6.0
Burk	5	20	0	9	4.0
Jones	3	10	1	4	3.3
Calvert	1	2	0	2	2.0
Alexander	1	0	0	0	0.0
TEAM	3	-5	0	0	-1.7
Totals	52	287	4	41	5.5

Receiving	No.	Yds	TD	Long
Redman	2	27	0	21
Christon	2	18	0	11
Blake	2	11	0	7
Penny	2	9	0	7
Nicholson	1	21	1	21
Brooks	1	16	0	16
Harpole	1	8	0	9
Armstead	1	6	0	6
Davis	1	6	0	6
Totals	13	122	1	21

Passing	C-A-I	Yds	TD	Long	Sack
Larrier	6-7-0	189	2	54	0
Totals	6-7-0	189	2	54	9

Receiving	No.	Yds	TD	Long
Harris	2	82	1	54
Roznos	2	79	1	53
Engel	1	18	0	18
Rillos	1	10	0	10
Totals	6	189	2	54

(2016-17), Bowling Green (2014-15) and Eastern Illinois (2012-13).

- Last season at Colorado, the Buffaloes were ranked sixth in the country in passing yards per game (330.0) and 39th in scoring (32.1) with Lewis calling the plays. When Lewis stopped calling plays, Colorado dropped to 59th in passing (224.0) and 100th in scoring (20.3).
- In 2021, Kent State set program records in plays (1,052), yards (6,907), first downs (364), rushing yards (3,482) and passing yards (3,425). Additionally, the Golden Flashes ranked third in the country that year in rushing (248.6) and first downs (364), fourth in total offense (495.2) and 30th in scoring (33.0).
- In the COVID-shortened 2020 season, Kent State led the country in scoring (49.8) and total offense (606.5), ranked second in in pass efficiency rating (191.2) and third down conversion percentage (56.1), third in rushing (283.0) and fourth down conversion percentage (87.5), and 10th in passing (323.5).
- While at Syracuse, his 2016 offense set or tied 40 program records, including passing yards (3,855), while the 5,290 yards were the second most in school history.
- Lewis also had the fourth-ranked offense (546.8) at Bowling Green in 2015 and the sixth-ranked scoring offense (42.2).
- The Aztecs have posted a .500 or better overall record and a winning record in Mountain West action in 13 of the past 14 seasons, only failing to do so last year (4-8 overall, 2-6 in MW).
- San Diego State once again plays one of the toughest schedules in the country with seven of its 11 FBS games against teams that made a bowl game in 2023 and three against former Pac-12 teams (hosting Oregon State on Sept. 7, at California on Sept. 14 and hosting Washington State on Oct. 26).
- SDSU returns only two all-Mountain West players from a year ago in Mekhi Shaw (honorable mention at both wide receiver and punt returner) and Kenan Christon (honorable mention at kick returner).
- Gone from San Diego State are second-team honorees TE Mark Redman, OL Cade Bennett, CB Noah Tumblin and P Jack Browning, including the latter two which are vying for spots in NFL camps. Other all-conference performers gone from SDSU are QB Jalen Mayden, LB Zyrus Fiasue and CB Dez Malone. In all, 18 starters are gone from the 2023 squad.
- Joining first-year head coach Sean Lewis are 55 total newcomers (combining scholarships and walk-ons).
- The Aztecs only have three players in their final year of eligibility who began his career at San Diego State. That is tied for the third-fewest player in their final year of eligibility in the country (see chart page 7).
- Overall, the Aztecs have 15 players in their final year of eligibility, which is the fifth fewest in the country. Only Illinois (12), Troy (12), Iowa State (14) and San Jose State (14) have fewer (see chart on page 7).
- Additionally, SDSU returns only 54 players from a year ago, which ranks as the fourth fewest in the country.
- San Diego State has 44 scholarship newcomers, the sixth most in the nation. The 40 scholarship returnees are tied for the sixth fewest in the country.
- Lewis has brought along an impressive coaching staff to The Mesa, including six full-time coaches with previous coordinator experience. Three assistant coaches on the Aztec offensive staff have previous offensive coordinator experience, including pass game coordinator Laneer Sampson (2023 co-offensive coordinator/2022 pass game coordinator at Austin Peay), run game coordinator Mike Schmidt (2023 run game coordinator at Mississippi State, 2022 run game coordinator at Syracuse) and quarterbacks coach Matt Johnson (2023 offensive coordinator at Kent State). Additionally, senior offensive analyst Ryan Lindley was SDSU's offensive coordinator last season.
- Defensively, Eric Schmidt is in his first season as SDSU's defensive coordinator. Schmidt previously spent two seasons at Washington as its special teams coordinator and coach of the EDGE position on defense. Defensive edges coach Rob Aurich (2022-23 defensive coordinator at Idaho, 2018-21 special teams coordinator at South Dakota, 2015-17 defensive coordinator at Bemidji State) also has previous coordinator experience.
- Finally, associate head coach Zac Barton is in his first season as SDSU's special teams coordinator after spending last season at Kansas, where he served as the Jayhawks' special teams analyst. Prior to Kansas, Barton coached the special teams at Kent State from 2018-22 under Lewis.

BULLET NOTES - OFFENSE

- Sean Lewis is in his first season at San Diego State. One of the most innovative minds in college football over the past decade, Lewis was named the 19th head coach in the history of the San Diego State football program on Nov. 29, 2023. Lewis, 38, brings an extensive résumé to The Mesa, serving as head coach at Kent State from 2018-22 before spending the 2023 campaign as offensive coordinator/quarterbacks coach at Colorado under head coach Deion Sanders. He has also witnessed great success as a coordinator/assistant coach in stops at Syracuse (2016-17), Bowling Green (2014-15) and Eastern Illinois (2012-13). Colorado ranked sixth in the country in passing offense (330.0) last season when Lewis was calling plays and 39th in scoring (32.1). In 2021, Kent State set program records in plays (1,052), yards (6,907), first downs (364), rushing yards (3,482) and passing yards (3,425). In 2020, Kent State ranked first in scoring (49.8) and total offense (606.5), second in pass efficiency rating (191.2) and third down conversion percentage (56.1), third in rushing (283.0) and fourth down conversion percentage (87.5), and 10th in passing (323.5).
- Three other assistant coaches on the Aztec offensive staff have previous offensive coordinator experience, including pass game coordinator Laneer Sampson (2023 co-offensive coordinator/2022 pass game coordinator at Austin Peay), run game coordinator Mike Schmidt (2023 run game coordinator at Mississippi State, 2022 run game coordinator at Syracuse) and quarterbacks coach Matt Johnson (2023 offensive coordinator at Kent State). Additionally, senior offensive analyst Ryan Lindley was SDSU's offensive coordinator last season.

MOST SCHOLARSHIP NEWCOMERS / FBS

Rk.	Team	No.
1.	North Texas	54
2.	Colorado	49
3.	Arizona State	49
	Indiana	49
	Troy	49
6.	San Diego State	44

FEWEST SCHOLARSHIP PLAYERS RETURNING / FBS

Rk.	Team	No.
1.	Colorado	31
	North Texas	31
3.	Arizona State	38
	Indiana	38
	Troy	38
5.	San Diego State	40
	Temple	40

FEWEST RETURNING PLAYERS / FBS

Rk.	Team	No.
1.	North Texas	46
2.	Colorado	51
3.	San Jose State	53
4.	San Diego State	54
5.	Arizona State	58
	Middle Tennessee	58
	Old Dominion	58
	Temple	58

SDSU UNDER SEAN LEWIS

Category	2024	Streak	Lewis Era	Streak
Overall Record	3-8	L5	3-8	L5
Mountain West Record	2-4	L4	2-4	L4
Home Record	2-3	L2	2-3	L2
Road Record	1-5	L3	1-5	L3
Neutral Record	0-0	L1	0-0	n/a
Overtime	0-0	L1	0-0	n/a
Gms Dec. by 3 Pts or Less	2-2	L1	2-2	L1
Gms Dec. by 8 Pts or Less	2-3	L2	2-3	L2

SCORING

Scoring - first to score	3-2	L1	3-2	L1
Leading - after 1 qtr	2-1	L1	2-1	L1
Leading - at halftime	2-1	W2	2-1	W2
Leading - after 3 qtr	2-3	L2	2-3	L2
Scoring - 20 or more points	3-5	L4	3-5	L4
Scoring - 30 or more points	1-0	W3	1-0	W1
Scoring - 40 or more points	1-0	W21	1-0	W1

OFFENSE

Total Offense - 500+ yds	0-0	W5	0-0	n/a
Total Offense - 400+ yds	1-2	L2	1-2	L2
Passing - 300+ yds	0-0	L1	0-0	n/a
Rushing - 200+ yds	1-0	W15	1-0	W1
First Downs - 20+	1-4	L4	1-4	L4
3rd Down Conv. - 50 pct.+	0-1	L3	0-1	L1
No Turnovers	2-3	L2	2-3	L2
Turnovers - 1 or fewer	3-5	L3	3-5	L3
Turnovers - 2 or fewer	3-8	L5	3-8	L5
Field Position - 30 or better	2-7	L4	2-7	L4
Field Position - 25 or better	3-6	L4	3-6	L4
Play Call - 50 pct.+ rushing	3-6	L3	3-6	L3

DEFENSE

Allowing 24 points or less	3-3	L1	3-3	L1
Allowing 17 points or less	1-0	W1	1-0	W1
Total Offense - <=300 yds.	1-0	W1	1-0	W1
Passing - <= 150 yds.	1-0	W1	1-0	W1
Rushing - <= 100 yds	2-0	W4	2-0	W2
First Downs - <= 15	0-0	L2	0-0	n/a
3rd Down Conv. - <= 33 pct.	1-1	L1	1-1	L1
Turnovers - forced 2 or more	2-1	W1	2-1	W1
Turnovers - forced 3 or more	1-0	W34	1-0	W1
Field Position - <=25	2-3	L2	2-3	L2
Field Position - <=20	1-0	W4	1-0	W1
Defense Scores Points	2-0	W6	2-0	W2

COMPARISON

SDSU more rushing yards	2-1	L1	2-1	L1
SDSU more return yards	3-6	L4	3-6	L4
SDSU fewer turnovers	3-2	L1	3-2	L1
SDSU same turnovers	0-2	L2	0-2	L2
SDSU more turnovers	0-4	L14	0-4	L4
SDSU more Time of Poss.	0-2	L2	0-2	L2
SDSU more 1st D. and ToP	0-1	L1	0-1	L1
SDSU better Avg. Field Pos	2-5	L3	2-5	L3
SDSU adv. in TO and AFP	2-2	L1	2-2	L1
SDSU ST (KR/PR) Score	0-0	W6	0-0	n/a

INDIVIDUAL

Rusher - 100+ Yards	2-3	L2	2-3	L2
Multiple - 100+ Yards	0-0	W19	0-0	n/a
Passer - 300+ Yards	0-0	L1	0-0	n/a
Receiver - 100+ Yards	0-2	L2	0-2	L2
100+ Rusher, 300+ Passer	0-0	W2	0-0	n/a

ACTIVE CAREER START CHART(OFF./DEF.)

Career Starts (Off/Def)	'19	'20	'21	'22	'23	'24	Total
Marquez Cooper, RB	-	4	13	12	12	11	52
Nate Bennett, WR	-	0	11	11	9	11	41
Nate Williams, OL	-	-	4	12	11	11	37
Bryce Phillips, CB	-	-	-	11	11	11	33
Marlem Louis, EDGE	RS	0	4	10	13	3	30
Ross Ulugalu-Maseuli, OL	-	-	RS	6	10	11	27
Ja'Shaun Poke, WR	0	4	8	5	0	10	27
Kyle Moretti, LB	-	-	1	12	9	3	25
Brayden Bryant, OL	-	-	-	10	0	11	21
Dalesean Staley, S	-	-	-	RS	11	9	20
Mekhi Shaw, WR	-	RS	1	5	7	5	18
Christian Jones, OL	-	-	RS	0	6	11	17
Tupu Alualu, DL	-	-	-	-	12	5	17
Louis Brown IV, WR	-	-	-	2	7	6	15
Cody Moon, LB	-	RS	0	9	5	1	15
Kenan Christon, RB	3	0	0	0	10	0	13
Trey White, EDGE	-	-	-	RS	1	11	12
Krishna Clay, DL	-	-	-	-	-	11	11
Chris Johnson, CB	-	-	-	0	0	11	11
Danny O'Neil, QB	-	-	-	-	-	10	10
Eric Butler, S	-	-	-	0	0	10	10
Deshawn McCuin, S	RS	0	1	0	2	7	10
Tano Letuli, LB	-	-	-	-	0	9	9
Michael Harrison, TE	-	0	0	2	4	3	9
Myles Murao, OL	-	-	RS	0	6	2	8
Jude Wolfe, TE	RS	0	0	0	0	8	8
Tyler McMahon, RG	-	-	-	-	-	8	8
Owen Chambliss, LB	-	-	-	-	RS	7	7
Brady Nassar, DL	-	-	-	-	0	7	7
Teivis Tuioti, DL	-	RS	0	0	0	5	5
Josh Hunter, S	-	-	-	RS	5	0	5
Sam Benjamin, DL	-	-	-	0	0	4	4
Joseph Borjon, OL	-	-	-	0	3	1	4
Jaylon Armstead, RB	-	RS	0	2	2	0	4
JD Coffey II, S	-	-	0	0	1	2	3
Ezekiel Larry, EDGE	-	-	-	RS	3	0	3
Phillippe Wesley, WR	-	-	RS	0	3	0	3
DJ Herman, LB	-	-	-	0	0	2	2
William Nimmo Jr., S	-	0	0	0	1	1	2
Jordan Napier, WR	-	-	-	-	RS	1	1
Javance Tupou'ta-Johnson, QB	-	-	-	-	RS	1	1
Ryan Henderson, EDGE	-	-	-	-	0	1	1
Dominic Oliver, EDGE	-	-	-	0	0	1	1
Brady Anderson, LB	-	-	0	RS	1	0	1
Cam Davis, RB	-	-	RS	0	1	0	1

Cooper's first 30 starts came at Kent State; his 12 starts in '23 were at Ball State. Bennett's first 31 starts came at Portland St. Louis' first 27 starts came at Richmond. Williams' first 27 starts came at Akron. Moretti's first 22 starts came at Central Michigan. Phillips' first 22 starts came at Tennessee State. Poke's first 17 starts were at Kent State. Staley's first 11 starts were at Northern Iowa. Walker's first 11 starts were at Eastern Michigan. Bryant's first 10 starts came at North Dakota. Brown's first nine starts came at Colorado State. Nine of Moon's starts came at New Mexico. Harrison's first six starts came at Colorado. Borjon's first three starts were at Arizona. Larry's first three starts were at Yale. Nimmo's first start was at UCLA.

2024 CAPTAINS

Name	SDSU Letters
Marquez Cooper, RB	n/a
Tano Letuli, LB	n/a
Trey White, Edge	2023

- San Diego State returns four starters on offense this season, including left guard Myles Murao, right guard Ross Ulugalu-Maseuli, running back Kenan Christon and wide receiver Mekhi Shaw.

OFFENSIVE NUMBERS

- San Diego State is 68-21 since 2015 when scoring just 20 or more points (3-5 this year).
- The Aztecs are 51-5 the last 56 times they have scored at least 30 points (1-0 this season). SDSU won 13 straight games when scoring at least 30 points before falling, 34-31, to Boise State on Sept. 22, 2023 (3-1 in 2023).
- SDSU has won 21 straight games when scoring 40 points (1-0 this year).
- SDSU is 29-6 since 2011 when having at least 36 minutes of time of possession.
- San Diego State won 11 straight games when not committing a turnover until falling at Central Michigan, 22-21, on Sept. 28. The Aztecs are 2-3 this season when not committing a turnover.
- Since the beginning of 2012, SDSU is 37-6 when not committing a turnover, 81-24 when committing one turnover or less and 22-37 when committing multiple turnovers in the same game.
- San Diego State has one turnover or less in 51 of its last 71 games and in 69 of its last 98 games.
- The Aztecs have won 53 of their last 59 games (54-5) when committing fewer turnovers than their opponent dating back to 2012 and 20 of their last 24 games (20-4) dating back to 2020 (3-2 this season).
- SDSU has lost 14 straight games when committing more turnovers than its opponent.
- San Diego State (57) had more than twice as many points off turnover as its opponents (24) in 2023 with two fewer turnovers (17 for SDSU, 19 for SDSU opponents).
- This season, Aztecs have 51 points off 12 turnovers forced, while their opponents have scored 36 points of nine turnovers.
- SDSU is 58-18 in its last 76 games when owning an edge in time of possession (0-2 this season).
- SDSU played in four consecutive games decided by three points or less from Sept. 28-Oct. 26 for the first time in its Division I history (since 1969).
- The streak of playing in games decided by three points or less was the longest streak in Mountain West history (since 1999), the longest active streak in the country and matched the longest streak since a five-game stretch for Brigham Young in 2016.
- San Diego State had back-to-back wins by the same score (in this case 27-24) for the first time in its Division I history (since 1969)) in games vs. Hawai'i on Oct. 5 and at Wyoming on Oct. 12.
- SDSU had consecutive three-point victories for the first time since 1995 (30-27 vs. Nevada on Sept. 28 and 24-21 at Utah on Oct. 7).
- San Diego State had back-to-back wins by the same margin (3 points) for the first time since a pair of 6-point victories in 2021 (19-13 at San Jose State on Oct. 15 and 20-14 at Air Force on Oct. 23).
- SDSU lost consecutive games by the same score (41-20) for the first time in its Division I history (since 1969), falling at both UNLV (Nov. 16) and Utah State (Nov. 23).
- The Aztecs started six different offensive line combinations in 12 games last season. This season, SDSU has started three different offensive line combinations in 11 games, but 12 different offensive linemen have logged offensive snaps this season.
- San Diego State scored 45 points in a 45-14 win over Texas A&M-Commerce on Aug. 31. The 45 points were its most in a game since scoring 48 vs. Towson on Sept. 25, 2021.
- The 45 points were SDSU's most in a game played in San Diego since scoring 55 vs. Hawai'i on Nov. 5, 2016 (also a Snapdragon Stadium record).
- SDSU's 45 points were its most in a season opener since scoring 49 vs. Cal Poly on Sept. 3, 2011.
- San Diego State's 42 points in the second half was its most in any half in a season opener in its Division I history.
- The 21 points in the fourth quarter were the Aztecs' most in a season opener in their DI history (since 1969).
- SDSU's 21 points in the fourth quarter are tied for its second most in a fourth quarter since at least 2000.
- San Diego State 21 points in the third quarter and fourth quarter were each the most in Snapdragon Stadium history.
- The Aztecs were shut out by Oregon State, 21-0, on Aug. 31. It marked just the third time in the last 223 games that SDSU has been shut out (streak started on Nov. 25, 2006).
- SDSU was shut out by a Pac-12 school for the first time since Sept. 18, 1982 at California (L, 28-0).
- After scoring just 10 points over its two previous games combined, San Diego State scored 14 in the first 17 minutes, 17 seconds (17:17) at Central Michigan on Sept. 28 and 21 points overall.
- SDSU scored 21 points in the first half at CMU on Sept. 28, its most in the first half since also scoring 21 at New Mexico on Nov. 18, 2022.
- SDSU owned a 19-yard advantage in starting field position vs. Hawai'i on Oct. 5 for the first time since also starting with a 19-yard advantage at Hawai'i last season (Oct. 14).
- Since the 1999 season, San Diego State is 16-1 when owning at least advantage of 18 yards in starting field position.
- The Aztecs are 36-12 over the last 48 games when winning the field position battle.
- SDSU lost to Washington State, 29-26, on Oct. 26. It was the first 29-26 score in San Diego State's Division I history.
- The Aztecs fell to 6-1 when scoring exactly 26 points.
- SDSU dropped a 56-24 game at Boise State on Nov. 1. It was the first 56-24 score in San Diego State's Division I history.
- The Aztecs were 6-for-6 on fourth down against the Broncos. The six fourth down conversions without a fail are their most since at least the 1996 season and are tied for the most in a game this season, joining Appalachian State at Marshall on Oct. 5. The last time a team had more fourth down conversions without failing on an attempt was Northern Illinois on Nov. 17, 2007 at Navy when it was a perfect 7-for-7 on fourth down.
- SDSU overcame its largest deficit (11 points) vs. New Mexico on Nov. 8 since overcoming a 14-point deficit to San Jose State on Nov. 12, 2022 and winning, 43-27.
- San Diego State had 26 first downs in the New Mexico game, its most since getting 31 vs. No. 24 UTSA in the 2021 Frisco Bowl.
- The Aztecs had five more first downs than UNM, their largest advantage against an FBS opponent since having nine more than at New Mexico on Nov. 18, 2022.
- SDSU ran its most plays (88) in the New Mexico game since running 99 against Eastern Illinois on Aug. 28,

2013.

- In the New Mexico game, San Diego State played in its first turnover free game (either team) since Nov. 13, 2021 vs. Nevada.
- Against New Mexico, the Aztecs had their most third down conversions (11) since having 11 at San Jose State on Nov. 4, 2017.
- SDSU also had its highest third down percentage (55.0) in the New Mexico game since having a 55.8 mark at No. 14 Brigham Young on Dec. 12, 2020.

RUSHING OFFENSE

- San Diego State is 57-2 the last 59 times it has rushed for at least 200 yards (1-0 in 2024) and is 54-1 in its last 55 regular-season games when rushing for 200-plus yards.
- The Aztecs have won 16 straight games when rushing for at least 200 yards.
- San Diego State had two 100-yard rushers at New Mexico State (Jordan Byrd - 118 and Chance Bell - 116) on Sept. 14, 2019 for the 30th time in program history. The Aztecs are 29-1 in those occasions, including a 19-game win streak.
- SDSU is 33-1 in its Division I era (since 1969) when rushing for at least 300 yards in a game (0-0 this season).
- SDSU's rushing average this season by down - 1st: 3.7, 2nd: 4.1; 3rd: 2.9 and 4th: 2.9.
- San Diego State's rushing average this season by quarter - 1st: 2.9; 2nd: 4.2; 3rd: 4.1 and 4th: 3.6 - and by half - 1st: 3.6 and 2nd: 3.8.
- RB **Marquez Cooper** ranks 22nd all-time rushing yards in NCAA FBS with 5,036 yards.
- Cooper is the active leader in FBS play in rushing yards (5,036) and all-purpose yards (5,746), and is third in rushing yards per game (95.0, min. 25 GP) and rushing touchdowns (43), and tied for fourth in total touchdowns (44).
- Cooper's 5,036 rushing yards would rank second in SDSU program history, just ahead of Rashaad Penny (3,656 from 2014-17) and Marshall Faulk (4,589 from 1991-93), only behind the NCAA's all-time leading rusher Donnel Pumphrey (6,405 from 2013-16).
- Cooper's 43 rushing touchdowns, meanwhile, would rank third at SDSU.
- Cooper has four career 1,000-yard seasons, including 1,080 and 1,326 while at Kent State in 2021 and 2022, respectively, 1,043 last year at Ball State and 1,180 so far this year.
- Cooper is the first player in NCAA FBS history with 1,000-yard rushing seasons with three different teams.
- Cooper has tied an NCAA FBS record with four 1,000-yard rushing seasons. The other players to accomplish the feat are Tony Dorsett (Pittsburgh, 1973-76), Amos Lawrence (North Carolina, 1977-80), Denvis Manns, New Mexico State (1995-98), Ron Dayne (Wisconsin, 1996-99); Cedric Benson (Texas, 2002-05), DonTrell Moore (New Mexico, 2002-05), Tyrell Fenroy (Louisiana, 2005-08), Damion Fletcher (Southern Miss., 2006-09), Justin Jackson (Northwestern, 2014-17) and Myles Gaskin (Washington, 2015-18).
- Cooper is the first Aztec with a 1,000-yard season since Greg Bell in 2021 (Bell had 1,091 yards in 14 games) and the 19th different Aztec with a 1,000-yard season (27 times overall).
- Cooper's rushing yards per game ranks in FBS over the last three seasons: 42nd in 2021 (86.1), 17th in 2022 (110.5) and 36th in 2023 (86.9). This season, Cooper is ranked 14th with 107.3 yards per game.
- Cooper has 22 career 100-yard rushing games, including 13 at Kent State (five in 2022, seven in 2021 and one in 2020), four at Ball State last year and five this season in 11 games at San Diego State.
- The 22 career 100-yard rushing games would rank third all-time at San Diego State, only trailing Pumphrey's 33 from 2013-16 and Faulk's 23 from 1991-93.
- Cooper's 44 overall touchdowns would rank fourth all-time at SDSU.
- Cooper has 13 career multi-touchdown games, including three this season.
- Cooper's 1,180 rushing yards this year rank 16th in SDSU single-season history.
- This season, Cooper ranks second in FBS in rushing attempts (269, 2nd in MW), third in rushing attempts per game (24.45, 2nd in MW), fourth in total all-purpose plays (286, 2nd in MW), 12th in rushing yards (1,180, 2nd in MW), 14th in rushing yards per game (107.27, 2nd in MW) and 22nd in all-purpose yards (1,280, 3rd in MW). Cooper is also third in the Mountain West in all-purpose yards per game (116.36, 28th in FBS) and rushing touchdowns (10, T-43rd in FBS), tied for fourth in total touchdowns (11, T-39th in FBS), tied for eighth in points per game (6.00) and ninth in total points (66).
- Cooper rushed for 223 yards in the opener vs. Texas A&M-Commerce on Aug. 31, the first 200-yard game by an Aztec since Rashaad Penny had 221 vs. Army West Point in the 2017 Armed Forces Bowl on Dec. 23.
- The 223 rushing yards were the most by an Aztec since Penny had a career-high 234 at San Jose State on Nov. 4, 2017.
- The 223 rushing yards are also the eighth most in a FBS game this season.
- Cooper's 223 yards were a Snapdragon Stadium record.
- Cooper became the 84th different Aztec with a 100-yard rushing game.
- It was the 17th time in SDSU's Division I history that an Aztec broke 100 rushing yards in a season opener and only trailed David Turner's 239 yards in the 1976 opener vs. Arkansas State.
- Cooper had his second 100-yard game of the season at Central Michigan on Sept. 28, rushing for 111 yards and two touchdowns on 34 carries. The 34 carries are tied for the fourth most in a game this season in FBS play.
- Cooper had his third 100-yard game the following week vs. Hawai'i on Oct. 5, running for 109 yards and two touchdowns on 30 attempts.
- Cooper logged his fourth 100-yard game of the season against New Mexico on Nov. 8, rushing 35 times for 123 yards. The 35 rushing attempts are the second most in a FBS game this season.
- Cooper had his fifth 100-yard game of the year at Utah State on Nov. 23, rushing for 118 yards and a touchdown on 23 attempts (5.1 avg.).
- If you take away the 23 times QB **Danny O'Neil** has been sacked (for 149 yards), he has rushed 39 times for 217 yards (5.6 avg.) with one rushing touchdown.
- If you take away the five times QB **Javance Tupou'ata-Johnson** has been sacked (for 28 yards), he has rushed 13 times for 65 yards

TOP SCORING DEFENSES SINCE 2014

Best scoring defenses since start of 2014 (min. 100 GP)

Rk.	School	Pts. Allowed Per Game
1.	Georgia	16.9
2.	Alabama	17.2
3.	Clemson	17.6
4.	Iowa	18.0
5.	Wisconsin	18.2
6.	Michigan	18.2
7.	Ohio State	18.3
8.	Penn State	19.0
9.	San Diego State	20.4
10.	Washington	20.8

TOP TOTAL DEFENSES SINCE 2014

Best total defenses since start of 2014 (min. 100 GP)

Rk.	School	Total Yds. Allowed Per Game
1.	Michigan	294.8
2.	Wisconsin	297.5
3.	Georgia	302.5
4.	Clemson	302.8
5.	Alabama	306.6
6.	Ohio State	318.4
7.	Iowa	318.7
8.	Penn State	321.2
9.	San Diego State	329.5
10.	Air Force	334.0

MOST INTERCEPTIONS SINCE 2014

Below is a list of the most interceptions forced in the FBS since the beginning of the 2014 campaign.

Rk.	Team	INT
1.	Iowa	171
2.	San Diego State	162
3.	Clemson	161
4.	Alabama	156
5.	Oregon	147
	Western Kentucky	147
7.	Brigham Young	145
8.	Wisconsin	144
9.	Appalachian State	143
10.	Utah	142

MOST TURNOVERS FORCED SINCE 2014

Below is a list of the most turnovers forced in the FBS since the beginning of the 2014 campaign.

Rk.	Team	TO Forced
1.	Clemson	262
2.	Memphis	251
3.	Alabama	250
4.	Iowa	244
5.	Louisiana Tech	241
	Western Kentucky	241
7.	Utah	239
8.	San Diego State	236
	Ohio State	236
10.	Troy / UCF	234

FEWEST INT. THROWN SINCE 2015

Fewest INT by an FBS team since 2015 (min. 100 GP).

Rk.	School	Int.
1.	Navy	52
2.	Army West Point	61
3.	Air Force	62
4.	San Diego State	68
5.	Alabama / Ohio State	70

MOUNTAIN WEST STANDINGS / SINCE 2013

Below is a look at the best Mountain West records in league games since the current 12-team conference began in 2013 (includes championship & bowl games; through Nov. 23).

Rk.	Team	W	L	Pct.	GB
1.	Boise State	81	18	.818	--
2.	San Diego State	62	33	.653	17.0
3.	Utah State	56	38	.596	22.5
4.	Fresno State	57	41	.582	23.5
5.	Air Force	50	41	.550	27.0
6.	Colorado State	45	46	.495	32.0
7.	Wyoming	42	52	.447	36.5
8.	San José State	41	52	.441	37.0
9.	Nevada	40	54	.426	38.5
10.	UNLV	35	58	.376	43.0
11.	Hawai'i	32	64	.333	47.5
12.	New Mexico	24	69	.258	54.0

MOST GAMES / CONSECUTIVE GAMES

Most Games Played	Games
Tyler Pastula, P	56
Marquez Cooper, RB	53
Marlem Louis, DL	53
Ryan Wintermeyer, LS	50

Consecutive Games Played	Streak
Tyler Pastula, P	56
Marquez Cooper, RB	53
Ryan Wintermeyer, LS	50
Michael Harrison, TE	47
Cody Moon, LB	47

SDSU MOUNTAIN WEST PLAYERS OF THE WEEK

San Diego State has earned two Mountain West Player-of-the-Week awards this season. Below is a list of the Aztec student-athletes that have received the honor this season. *No.* - indicates the number of honors that player has earned in his career.

Date (Opp.)	Player	Award	No.
Oct. 7 (UH)	Trey White	Defensive	1
	Danny O'Neil	Freshman	1
Oct. 14 (at WYO)	Danny O'Neil	Freshman	2

SDSU PLAYERS OF THE WEEK

(SDSU players of the week are announced post-practice each Sunday)

Game	Offensive	Defensive	Special Teams
TAMUC	Marquez Cooper	Chris Johnson	none
Scout	Parker Threatt	Malik Gucake	none
Oregon St.	none	none	none
Scout	Arthur Ban	Kodi Cornelius	none
Cal	none	none	none
Scout	none	none	none
CMU	none	none	none
Scout	none	none	none
Hawai'i	Dean Abdullah	Trey White	Tyler Pastula
Scout	Kyle Crum	Jayden Kendricks	none
Wyoming	Ja'Shaun Poke	Josh Hunter	Gabe Plascencia
Scout	Jordan Napier		
	Gage Dutcher	Jelani McLaughlin	none
WSU	none	none	none
Boise St.	none	none	none
UNM	none	none	none
UNLV	none	none	none
Utah St.	none	none	none
AFA			

(5.0 avg.).

- RB Jaylon Armstead broke 100 yards rushing with 134 yards and a touchdown on 21 carries (6.4 avg.) at San Jose State on Nov. 18, 2023. He became the 83rd Aztec in program history with a 100-yard rushing game (the No. is now 84).
- Armstead tied for eighth in the Mountain West last year in rushing touchdowns (8, T-75th in FBS).
- Armstead ranked fifth in the Mountain West in rushing yards per attempt (6.02, T-48th in MW) in 2022.
- Armstead ran for 96 yards against Idaho State on Sept. 10, 2022 on just five carries. The 19.2 average was the second-highest by an Aztec since at least 1996 (min. 5 att.), trailing only Rashaad Penny's 20.8 average at Nevada on Nov. 12, 2006.
- Armstead's 19.2 average against Idaho State in the 2022 meeting was also the eighth-highest average in a FBS game in 2022 (min. 5 att.).
- RB Kenan Christon ran for 102 yards and a touchdown on just 10 carries (10.2 avg.) at New Mexico on Nov. 18, 2022. It was his second career 100-yard rushing game and first since rushing for 103 in his first college game at USC against Arizona on Oct. 19, 2019. He became the 81st Aztec with a 100-yard rushing game (now that number is 84). He also became the first Aztec since Rashaad Penny against Army West Point on Dec. 23, 2017 and just the third Aztec overall since 2000 (has now happened eight times overall) to average at least 10 yards per carry on at least 10 attempts.

PASSING OFFENSE

- Since the start of the 2015 season, San Diego State has thrown 68 interceptions, the fourth fewest in the nation over that span behind option teams Navy's 52 (min. 100 GP), Army West Point (61), Air Force (62). In contrast, Hawai'i has thrown 137 interceptions over that span, which is the most since 2015.
- Since 2015, the Aztecs own a +80 advantage in defensive interceptions (148) compared to interceptions thrown (68). That is the largest difference in the country over that span, followed by Iowa (+78), Alabama (+75), and Oregon (+58).
- SDSU has won five of its last six games when throwing for at least 300 yards.
- San Diego State threw for a season-high 284 yards against Washington State on Oct. 26.
- Four different Aztecs - Danny O'Neil, Javance Tupou'ata-Johnson, Jordan Napier and DJ Herman - had a completion in the Washington State game, matching the most by a FBS team this season (also Tulsa twice) and the most by SDSU since at least 1996 (also four vs. Eastern Illinois on Oct. 6, 2001).
- Danny O'Neil became the first true freshman quarterback in SDSU's Division I era (since 1969) to earn a start in a season-opener when he started against Texas A&M-Commerce on Aug. 31.
- O'Neil was the third true freshman quarterback in San Diego State's DI era to earn a start and is the second to pick up a win in his first start (also Spencer Brinton on Oct. 25, 1997 - SDSU 10, Hawai'i 3).
- The Aztecs scored 45 points in his first career start. In SDSU's two previous games that it started a true freshman quarterback for the first time, San Diego State combined for 23 points (10 vs. Hawai'i on Oct. 25, 1997 and 13 at Fresno State on Oct. 3, 2014).
- O'Neil was one of only two true freshmen in the country to start in the opening weekend (also Nebraska's Dylan Raiola).
- In the second half of the Texas A&M-Commerce game, O'Neil was 11-for-12 for 130 yards and two touchdowns for a 237.67 pass efficiency rating.
- O'Neil's first interception came in his fifth game of the season (sixth for SDSU) and 128th pass attempt at Wyoming on Oct. 12. His 127 passes without an interception only trailed Eastern Michigan's Cole Snyder (145) and USF's Byrum Brown (132) at the time.
- Among true freshmen in the country this season, O'Neil ranks second in yards (1,951), passing yards per game (195.1), interception percentage (2.0, min. 15 att. PG), pass completions (230) and pass attempts (298), third in completion percentage (62.1, min. 15 att. PG) and touchdown-to-interception ratio (1.83, min. 15 att. PG), fourth in passing touchdowns (11), sixth in pass efficiency rating (125.2, min. 15 att. PG), yards per completion (10.55, min. 15 att. PG) and touchdown percentage (3.7, min. 15 att. PG), and seventh in yards per attempt (6.55, min. 15 att. PG).
- Among the Mountain West, O'Neil ranks fifth in pass attempts per game (29.80, T-41st in FBS) and completions per game (18.50, 45th in FBS), sixth in total pass attempts (298, 53rd in FBS), total completions (185, T-56th in FBS), completion percentage (62.08, T-58th in FBS), passing yards per game (195.10, 74th in FBS) and total offensive plays (360), eighth in passing yards (1,951), pass efficiency rating (125.23) and total offense per game (201.90), ninth in passing touchdowns (11) and yards per attempt (6.55), and 10th in total offensive yards (2,019).
- O'Neil was named the Mountain West Freshman of the Week on Oct. 7 for his play against Hawai'i. O'Neil led the Aztecs to a 27-24 come-from-behind win over Hawai'i, completing his first 10 pass attempts and a career-high 24 for the game, going 24-for-33 for 224 yards, a touchdown and no turnovers. SDSU scored on five of its 10 drives, including three touchdowns and two field goals.
- O'Neil was named the Mountain West Freshman of the Week for a second straight week on Oct. 14 for his play at Wyoming. He is the first Aztec to earn back-to-back weekly conference honors since Matt Araiza received consecutive special teams weekly awards Oct. 18-25, 2021. O'Neil was 16-of-27 for a season and career-high 254 yards leading the Aztecs to their second consecutive fourth quarter comeback victory at Wyoming and a 2-0 mark in conference play. In the fourth quarter alone, he was 4-of-7 for 127 yards leading back-to-back scoring drives, including a 27-yard touchdown pass and the game-winning field goal. According to Pro Football Focus, his 86.4 passing grade ranked sixth best in FBS during week seven (min. 30 drop backs).
- Javance Tupou'ata-Johnson earned the start at California on Sept. 14. It marked the first time in SDSU's Division I history (since 1969) that the Aztecs started a pair of freshmen quarterbacks in the same season.
- WR Louis Brown IV is ranked fourth in the Mountain West in yards per reception (16.00, T-68th in FBS) and 10th in receiving yards per game (56.00).
- Brown IV caught eight passes for 149 yards at Central Michigan on Sept. 24. He became the 93rd different Aztec with a 100-yard receiving game (342nd 100-yard game overall). The 149 yards were a career high (Brown played at Colorado State from 2022-23), the most by an Aztec since Tyrell Shavers also had 149 against Hawai'i on Oct. 8, 2022 and matched the most by an Aztec since Jesse Matthews had 175 yards vs. UTSA in the 2021 Frisco Bowl (Dec. 21).
- Brown IV had another 100-yard receiving game at Utah State on Nov. 23 with seven catches for 114 yards.
- WR Ja'Shaun Poke had the most catches in consecutive games (18 - Oct. 12 at Wyoming and Oct. 26 vs. Washington State) since Jesse Matthews had 19 over the final two games of the 2021 season.

- Poke had season highs of 10 catches and 80 yards against Washington State on Oct. 26. The 10 receptions were the most by an Aztec in Snapdragon Stadium history and tied for the most in a game in Snapdragon Stadium history. His 142 all-purpose yards were also a season high.
- WR Jordan Napier ranks in a tie for 10th in the Mountain West with four receiving touchdowns.
- **TE Jude Wolfe had two touchdown catches at Central Michigan on Sept. 28. He became just the fourth Aztec tight end since at least 1996 with multiple touchdown catches in the same game, joining Gavin Escobar (three times from 2011-12), Kahale Warring (at Nevada in 2018) and Mark Redman (vs. Ohio in 2023).**
- Among the Mountain West tight ends, Wolfe ranks in tie for fifth in touchdown catches (2), eighth in receiving yards (149) and a tie for eighth in receptions (16).
- WR Mekhi Shaw became the 90th different Aztec in program history with a 100-yard receiving game with then career highs of six catches, 120 yards and two touchdowns at New Mexico on Nov. 18, 2022.
- Shaw had another 100-yard game at Hawai'i on Oct. 14, 2023 at Hawai'i with career highs of seven catches and 126 receiving yards, while adding a touchdown. Also had a career-long 69-yard catch.
- RB Kenan Christon caught eight passes for 76 yards and a touchdown against Utah State on Nov. 4, 2023. The eight catches were the most by an Aztec running back since Brandon Sullivan had nine against Cal Poly on Aug. 30, 2008. The eight receptions were also tied for the fourth most in a game last season among running backs.

BULLET NOTES - DEFENSE

- Eric Schmidt is in his first season as SDSU's defensive coordinator. Schmidt previously spent two seasons at Washington as its special teams coordinator and coach of the EDGE position on defense. In 2023, Schmidt helped take the Huskies into the College Football Playoff semifinal as the No. 2 seed following a perfect 12-0 regular season and a PAC-12 Championship victory over Oregon. Statistically, the Huskies led the Pac-12 in interceptions (5) and punt return defense (1.83), ranked third in team passing efficiency defense (122.64), and fifth in turnovers gained (18).
- Defensive edges coach Rob Aurich (2022-23 defensive coordinator at Idaho, 2018-21 special teams coordinator at South Dakota, 2015-17 defensive coordinator at Bemidji State) also has previous coordinator experience.
- San Diego State returns two starters on defense in defensive tackle Tupu Alualu and weakside linebacker Cody Moon.

DEFENSIVE NUMBERS

- Since 2014, SDSU ranks second in the country in interceptions (162), tied for eighth in turnovers forced (236), and ninth in both total defense (329.5) and scoring defense (20.4).
- San Diego State has held its opponent to single digits 21 times since 2015 (125 games) and to 10 or less points 38 times over that span.
- The Aztecs have allowed just 1,418 points over the last 262 quarters (5.41 points per quarter) (does not include overtime periods).
- SDSU has allowed just 1,492 points over the last 71 games (21.0 ppg).
- San Diego State has held its opponent scoreless on its opening possession seven times in 11 games this season, 23 times in 36 games since 2022, 35 times in 49 games since 2021 and 89 times since 2015 (125 games).
- The Aztecs have not allowed a first-quarter touchdown in 11 of the last 20 games.
- SDSU had gone 18 straight games without allowing more than seven points in the first quarter before Central Michigan scored 10 of its 22 points in the first quarter on Sept. 28. San Diego State has allowed seven or fewer points in 31 of the last 35 first quarters.
- San Diego State held an opponent without a first-half touchdown in three games last season (Aug. 26 vs. Ohio, Oct. 21 vs. Nevada and Nov. 4 vs. Utah State). SDSU has held seven of its last 33 opponents without a touchdown in the first half.
- This year, opponents have had 129 drives where they tried to score on SDSU (does not include kneeldowns) and the Aztecs have forced three-and-outs (or less) on 30 of those drives (23.3 pct.). San Diego State averages 2.73 three-and-outs per game.
- SDSU had two defensive touchdowns in the opener against Texas A&M-Commerce on Aug. 31 (Tano Letuli fumble recovery in the end zone and JD Coffey III 45-yard interception return) in the same game for the first time since Nov. 5, 2016 vs. Hawai'i.
- San Diego State's three defensive touchdowns this season are tied for ninth in the country, trailing only Tulane (6), Arizona State (4), Coastal Carolina (4), James Madison (4), Notre Dame (4), Oklahoma (4), Pittsburgh (4) and SMU (4).
- SDSU has won six straight games when scoring a defensive touchdown (2-0 this season).
- Ten of the 11 starters on defense in the opener against Texas A&M-Commerce were making their first career FBS start. The only player with a FBS start previously - EDGE Trey White - entered the game with one career start.
- SDSU allowed just seven points in the second half vs. New Mexico on Nov. 8, its fewest since also surrendering seven at Colorado State on Nov. 11, 2023.
- CB Chris Johnson is tied for ninth in FBS in the FBS in forced fumbles (3, T-1st in MW) and tied for 17th in forced fumbles per game (0.27, T-3rd in MW). The three forced fumbles are tied for the 13th most in SDSU single-season history.
- LB Brady Anderson, DL Krishna Clay, LB Tano Letuli, S Dalesean Staley and CB Jelani Whitmore are each tied for fourth in the Mountain West in fumble recoveries (1).
- S JD Coffey III had a career-high seven tackles in the first half alone at Central Michigan on Sept. 28 and finished with 15 for the game. It matched the most by an Aztec since Kyahva Tezino had 17 vs. Army West Point in the 2017 Armed Forces Bowl.
- S Josh Hunter had 15 tackles at Colorado State on Nov. 11, 2023, then most by an Aztec since Kyahva Tezino had 15 at Fresno State on Nov. 17, 2018. Hunter entered the game with 17 tackles this season and 18 for his career.
- LB Cody Moon was named the Mountain West Defensive Player of the Week on Aug. 28, 2023 for his play in the Aug. 26 opener against Ohio. Moon had a team-high 12 tackles (seven solo) in his first game as an Aztec after playing at New Mexico the previous two seasons. The 12 tackles were two more than the next two Aztecs combined. It was his fifth career double-digit tackle game (now has six) and third over a four-game stretch.
- LB Kyle Moretti led Central Michigan in tackles (65) and sacks (2.0) a year ago. In the Mid-American Conference, he ranked 10th in sacks and 12th in tackles.
- EDGE Marlem Louis ranked in a tie for fifth in FCS last year while at Richmond in forced fumbles (4) and 10th in forced fumbles per

AZTECS IN THE NFL (AS OF NOV. 24, 2024)

(According to Sam Meyers * - practice squad player; ^ - injured list)

Active Rosters: 11
Practice Rosters: 6
Injured List: 1
Total: 18

CURRENT NFL TEAM

SDSU LETTERS

ARIZONA CARDINALS

Aaron Brewer, LS 2008-09-10-11
*Keith Ismael, OL 2017-18-19

ATLANTA FALCONS

*Jesse Matthews, WR 2019-20-21-22

BUFFALO BILLS

Tyrell Shavers, WR 2021-22

HOUSTON TEXANS

Zachary Thomas, OL 2017-19-20-21

MINNESOTA VIKINGS

*Calvin Munson, LB 2013-14-15-16

INDIANAPOLIS COLTS

Darren Hall, S 2018-19-20
Segun Olubi, LB 2020-21

KANSAS CITY CHIEFS

Matt Araiza, P 2019-20-21
Cameron Thomas, LB 2019-20-21

MIAMI DOLPHINS

^Patrick McMorris, S 2020-21-22

NEW ENGLAND PATRIOTS

Keshawn Banks, DL 18-19-20-21-22

NEW YORK GIANTS

Daniel Bellinger, TE 2018-19-20-21

PITTSBURGH STEELERS

Damontae Kazee, S 2013-14-15-16

SAN FRANCISCO 49ERS

*Alex Barrett, DL 2013-14-15-16

TAMPA BAY BUCCANEERS

*Jack Browning, P 2021-23

TENNESSEE TITANS

Daniel Brunskill, OL 2013-14-15-16

SPECIAL TEAMS SCORING PLAYS SINCE 2011

2022

Jordan Byrd95-yard KR vs. San José State (N.12) (TD)
 Tyrell Shavers.....Punt block; Returned for touchdown (S.30) (TD)
 Jordan Byrd.....66-yard PR vs. Idaho State (S.10) (TD)
 Team.....Punt block; Jaylon Armstead returned for a
touchdown vs. Arizona (S.3) (TD)

2021

Tyrell ShaversPunt block; Trenton Thompson returned for
touchdown vs. Towson (S.25) (TD)
 Jordan Byrd100-yard KR vs. Utah (S.18) (TD)
 Kaegun Williams.....Punt block; Tyrell Shavers returned for
touchdown at Arizona (S.11) (TD)

2020

Jordan Byrd93-yard KR vs. Colorado State (D.5) (TD)
 BJ Busbee90-yard KR vs. Colorado State (D.5) (TD)

2019

Trenton ThompsonPunt block; Caden McDonald returned for
touchdown at UNLV (10.26) (TD)
 Kaegun Williams95-yard KR vs. San José State (O.19) (TD)

2018

Kaelin HimphillPunt block; Trenton Thompson returned for
touchdown vs. Air Force (O.12) (TD)

2017

Juwan Washington78-yd KR vs. Army West Point (D.23) (TD)
 Rashaad Penny100-yd KR vs. Nevada (N.18) (TD)
 Rashaad Penny70-yd PR vs. Nevada (N.18) (TD)
 Juwan Washington96-yd KR vs. Northern Illinois (S.30) (TD)
 Rashaad Penny99-yd KR at Arizona State (S.9) (TD)

2016

Juwan Washington92-yd KR at Wyoming (N.19) (TD)
 Rashaad Penny93-yd KR at Wyoming (N.19) (TD)
 Rashaad Penny100-yd KR vs. California (S.10) (TD)

2015

Rashaad Penny100-yd KR vs. Cincinnati (D.24) (TD)
 Damontae Kazee66-yd PR at UNLV (N.21) (TD)
 Rashaad Penny100-yd KR at Penn State (S.26) (TD)
 Rashaad Penny97-yd KR vs. San Diego (S.5) (TD)

2014

Lloyd Mills67-yd PR vs. Northern Arizona (A.30) (TD)

2013

Tim Vizzi71-yd PR at UNLV (N.30) (TD)
 Tim Vizzi41-yd PR vs. Boise State (N.23) (TD)
 TeamFumbled punt out of end zone (O.4) (Safety)
 Sam MeredithPAT block; David Lamar returned for
def. PAT at New Mexico State (S.28) (2 pts.)

2012

Colin Lockett100-yd KR at Boise State (N.3) (TD)
 Colin Lockett96-yd KR vs. Army (S.8) (TD)

2011

Brandon Davis98-yd KR at Air Force (O.13) (TD)
 Colin Lockett94-yd KR vs. Cal Poly (S.3) (TD)

game (O.31).

RUSHING DEFENSE

- Opponents have rushed 457 times this season with only 19 explosives runs (run of at least 20 yards) (4.2 pct.).
- Over the past three-plus seasons since 2021, opponents have rushed 1,709 times with only 53 attempts longer than 20 yards (3.1 pct.).
- Opponent rush average this year vs. SDSU by down: 1st - 5.5; 2nd - 4.5; 3rd - 3.9; 4th - 3.7.
- Opponent rush average this year vs. SDSU by quarter: 1st - 5.1; 2nd - 4.6; 3rd - 3.9; 4th - 5.7 - and by half: 1st - 4.8; 2nd - 4.9.
- San Diego State held Central Michigan to 154 rushing yards on 42 carries (3.7 avg.) on Sept. 28 a week after it gave up 335 on 33 attempts vs. Ball State (10.2 avg.).
- Washington State came into its game against the Aztecs on Oct. 26 averaging 176.1 yards per game but ran for just 114 on 40 carries (2.9 avg.).
- Boise State Heisman Trophy candidate Ashton Jeanty, who came into the weekend averaging 196.6 yards per game, rushed for just 149 on 31 carries (4.8 avg.) on Nov. 1 vs. the Aztecs.

PASSING DEFENSE

- SDSU's 162 interceptions since the 2014 season are the second most in the country over that span while its 17 interceptions returned for a touchdown rank in a tie for 13th over that span.
- San Diego State ranks first in the country in interception return average (30.4, min. 3 INT), a tie for 10th in interceptions returned for a touchdown (2) and 20th in interception return yards (213).
- EDGE Trey White ranks second in FBS in total tackles for loss (18.5) and tackles for loss per game (1.68), third in tackles for loss yards (102), fourth in total sacks (12.5) and sacks per game (1.14), and eighth in total sack yards (68). White leads the Mountain West in all of those categories.
- White is ranked in a tie for third in SDSU single-season history with 12.5 sacks with Andy Coviello (1991), only trailing Mike Douglass (21.0 in 1976) and Brett Faryniarz (13.0 in 1987).
- White's 18.5 tackles for loss, meanwhile, are the 13th most in SDSU single-season history.
- According to Pro Football Focus, White ranks in a tie for 19th in the country (second in MW) in quarterback pressures (39).
- White logged three sacks and four tackles for loss at Central Michigan on Sept. 28. He was the first Aztec with four TFLs in a game since Jay Henderson had four vs. Northern Illinois on Sept. 30, 2017.
- White followed with another three sacks and four tackles for loss once again vs. Hawai'i on Oct. 5 en route to being named the Mountain West Defensive Player of the Week on Oct. 7 for the first time of his career. According to Pro Football Focus, White's eight quarterback pressures were tied for the second most in the country that week, while his five quarterback hurries were tied for seventh.
- White came up with two sacks and three tackles for loss the following week at Wyoming on Oct. 12, making it four straight games with multiple sacks.
- According to Pro Football Focus, CB Chris Johnson ranks fourth in the Mountain West among cornerbacks with a 74.8 defensive grade (min. 700 snaps) and 12th in FBS.
- S JD Coffey III returned an interception 45 yards for a touchdown against Texas A&M-Commerce on Aug. 31. Coffey is tied for first in the Mountain West in interceptions returned for a touchdown (1, T-6th in FBS).
- S Eric Butler returned an interception 43 yards for a touchdown at Wyoming on Oct. 5. Butler is tied for first in the Mountain West in interceptions returned for a touchdown (1, T-6th in FBS).
- CB Bryce Phillips is sixth in the Mountain West in interception yards (68, T-62nd in FBS).
- EDGE Marlem Louis tied for 20th in FBS last year in solo sacks (7) while at Richmond, as well as tied for 21st in sack yards (54), tied for 27th in sacks (7.5) and 47th in sacks per game (0.58)
- Last season, S Dashaun McQuin tied for 11th in FBS in interceptions returned for a touchdown (1, T-2nd in MW) last year and tied for 55th in interception yards (70, 7th in MW)
- EDGE Ezekiel Larry ranked 25th in FCS in sack yards (52) a year ago at Yale, while also tying for 29th in sacks per game (0.67) and tying for 30th in solo sacks (6).
- S Dalesean Staley (Northern Iowa) tied for 33rd in FCS in 2023 with three interceptions.
- Newcomer CB Bryce Phillips tied for 38th in FCS play last year in pass breakups (8) while at Tennessee State.

BULLET NOTES - SPECIAL TEAMS

- Associate head coach Zac Barton is in his first season as SDSU's special teams coordinator. Barton joined San Diego State after spending last season at Kansas, where he served as the Jayhawks' special teams analyst. In his lone season at KU, the Jayhawks ranked seventh in FBS in special teams grading according to Pro Football Focus, grading just behind CFP playoff teams Alabama, Texas, and Washington. Kansas would go on to earn a selection into the 2023 Guaranteed Rate Bowl to cap off an 8-4 regular season, their best regular season record since 2007. Prior to Kansas, Barton coached the special teams at Kent State from 2018-22 under head coach Sean Lewis and helped the Golden Flashes' special teams unit to new heights.
- Special teams have long been a key to San Diego State's success. The Aztecs have won five of the nine Mountain West Special Teams Player of the Year awards issued since 2015. Those five include three kick returners (Rashaad Penny from 2015-17), two punters (Matt Araiza in 2021 and Jack Browning in 2022) and one kicker (also Araiza in 2021).
- San Diego State returns a pair of all-conference honorable mention selections in the special teams unit in kick returner Kenan Christon and punt returner Mekhi Shaw.
- ESPN's special teams efficiency rating had San Diego State at 72.2 in 2022, which ranked second in FBS, trailing only South Carolina (79.8). The Aztecs were fifth in 2021 at 69.9. Last year, SDSU was ninth at 65.8, and this year San Diego State is sixth at 68.8.
- Since the start of the 2015 season, San Diego State has 14 kickoff returns for touchdowns, the most in FBS play over that time. To put that stat into perspective, seven other teams have played at least 100 games over that span and do not have a single kick return touchdown.
- The Aztecs also have five 100-yard kickoff return touchdowns since 2015, one behind Western Michigan for the

most in FBS play over that span.

- SDSU has three non-offensive touchdowns this season - a Tano Letuli fumble recovery in the end zone vs. Texas A&M-Commerce on Aug. 31 and a JD Coffey III 45-yard interception return in the same game, and an Eric Butler 43-yard touchdown at Wyoming on Oct. 12. The three non-offensive touchdowns are tied for the 18th most in the country.
- The Aztecs have 14 non-offensive touchdowns since the start of the 2021 season. Only 10 schools have more non-offensive touchdowns over that span, including Pittsburgh (21), Notre Dame (19), Kentucky (17), Ohio State (17), Iowa (16), Middle Tennessee (16), Houston (15), SMU (15), Tulane (15) and Utah (15). Over that span, SDSU has five interception returns for touchdowns, four blocked punt returns for touchdowns, two kickoff returns for a touchdown, two fumble recoveries for a touchdown and one punt return for a touchdown.
- Since the start of the 2020 season, San Diego State has 18 non-offensive touchdowns, tied with Middle Tennessee, Tulane and Utah for the eighth most in the country over that span, trailing only Pittsburgh (23), Notre Dame (22), Kentucky (20), Ohio State (20), Alabama (19), Houston (19) and Iowa (19).
- P Tyler Pastula is currently averaging 46.16 yards per punt, which would rank third in SDSU single-season history.
- Pastula first in the Mountain West in punt average (46.16, 7th in FBS), total punt yards (2,631, 7th in FBS) and punt yards per game (239.18, 7th in FBS), second in total punts (57, T-11th in FBS), punts per game (5.18, 12th in FBS) and net punt average (41.33, 28th in FBS), and third punts inside the 20-yard line (17, T-28th in FBS).
- Pastula punted seven times for 340 yards against Oregon State on Sept. 7. The 48.6 average was a then career-high mark (min. 4 punts) and the 13th-highest average in the country this year (min. 7 punts).
- Pastula had a career-long 79-yard punt at Boise State on Nov. 1. It is tied for the longest punt in a FBS game this season and tied for the sixth longest in program history.
- Against Boise State on Nov. 1, Pastula punted four times for a 50.2 average, which was a career high (min. 4 punts). Off his four punts, the Broncos' average starting field position was their own 17-yard line (17.75).
- Pastula has two of the six longest punts in FBS play this season (79-yarder at Boise State on Nov. 1 and a 75-yarder at Wyoming on Oct. 12).
- Last year, Pastula ranked 20th in FCS punt average (42.7) while playing for UAlbany.
- PK Gabe Plascencia is 13-for-14 on the season in field goal attempts. The 92.9 field goal percentage would be a school record if the season ended today.
- Plascencia is 17-for-18 for his career. The 94.4 percentage would be a school record if he had enough attempts (25) to qualify.
- Plascencia leads the Mountain West in field goal percentage (92.86, 10th in FBS), and is second in made field goals per game (1.30, 43rd in FBS) and total made field goals (13, T-48th in FBS), tied for fifth in field goal attempts per game (1.40, T-72nd in FBS), tied for sixth in total field goal attempts (14) and kickoff touchbacks (22), seventh in kickoff touch-back percentage (47.83), eighth in total kickoffs (46) and total kickoff yards (2,746), and ninth in kickoff average (59.70).
- Plascencia has seven career games with multiple field goals, including five this year.
- Plascencia has made 12 consecutive field goals, which is tied for the fifth-longest active streak in the country.
- Chris Johnson blocked a punt at UNLV on Nov. 16. Johnson is tied for second in the Mountain West in blocked kicks (1, T-13th in FBS) and tied for fourth in blocked kicks per game (0.09, T-43rd in FBS).
- KR Ja'Shaun Poke is second in the Mountain West in kick return average (20.14, 37th in FBS), fourth in total kick returns (14, T-40th in FBS), kick returns per game (1.27, T-42nd in FBS), total kick return yards (282, T-55th in FBS) and kick return yards per game (25.64, T-57th in FBS), and fifth in combined return yards (282, 66th in FBS).
- Mekhi Shaw is third in the Mountain West in total punt returns (12, T-52nd in FBS) and punt returns per game (1.09, T-53rd in FBS), seventh in punt return yards per game (7.09) and ninth in total punt return yards (78).
- Shaw ranked third in the Mountain West last year in punt return average (7.21, 37th in FBS), fourth in punt returns (14, T-48th in FBS) and seventh in total punt return yards (101, T-61st in FBS).
- RB/KR Kenan Christian ranked second last year in the Mountain West in total kick returns (15, T-56th in FBS) and total kick return yards (331, 57th in FBS) and sixth in combined kick return/punt return yards (331, T-74th in FBS).
- Eric Butler blocked two punts last year, tied for the second-most blocked kicks in SDSU single-season history. His two career blocked kicks are tied for the fifth most in school history.
- Butler's two blocked kicks were tied for the fourth most in the country last year, while his 0.18 blocked kicks per game were also fourth.

LAST TIME OUT

Utah State 41, San Diego State 20
Nov. 23, 2024 | Maverik Stadium | Logan, Utah

LOGAN, Utah -- San Diego State jumped out to a 13-0 lead at Utah State, but the Aggies (4-7, 3-3 MW) scored 41 consecutive points en route to a 41-20 victory over the Aztecs (3-8, 2-4 MW) Saturday at Maverik Stadium in Logan, Utah. It was the fifth straight loss for SDSU, which fell to 1-5 all-time in Logan.

Marquez Cooper ran for 118 yards and a touchdown, his fifth 100-yard game of the season and 22nd of his career. He also became the 23rd player to break 5,000 rushing yards for his career.

Louis Brown IV caught seven passes for 114 yards and his second 100-yard game of the season as Danny O'Neil completed 23 of 31 passes for 199 yards.

Starting with the ball, San Diego State quickly got into USU territory on a 34-yard run by O'Neil. The Aztecs got four first downs on the 10-play, 71-yard drive, but were unable to convert fourth-and-goal from the 1 as O'Neil's pass to Mikey Harrison was caught for a 3-yard loss.

After the teams exchanged punts, SDSU used a 42-yard pass from O'Neil to Brown IV to get across Utah State's side of the field. San Diego State got all the way to the 14, but back-to-back false start penalties had the Aztecs settling for a 35-yard field goal by Gabe Plascencia as time expired in the first quarter.

Early in the second quarter, Trey White hit Aggie quarterback Spencer Petras as he threw the ball, which dropped into the hands of

DEFENSIVE SCORING PLAYS (SINCE 2009)**2024**

Eric Butler43-yd INT at Wyoming (0.12.)
Tano Letuli0-yd FR after Trey White's FF
.....vs. Texas A&M-Commerce (A.31)
JD Coffey45-yd INT vs. Texas A&M-Commerce (A.31)

2023

Deshawn McCuin70-yd INT at Hawai'i (0.14) (TD)

2022

Jonah TavaiSacked QB in end zone vs. SJSU (N.12) (Safety)
Patrick McMorris30-yd FR after Michael Shawcroft's FF
.....at Nevada (0.22) (TD)

2021

Andrew Aleki17-yd INT at UNLV (N.19) (TD)
Andrew Aleki25-yd INT vs. New Mexico State (S.4) (TD)

2020

Darren Hall57-yd INT at Colorado (N.28) (TD)
Segun Olubi71-yd INT vs. Hawai'i (N.14) (TD)

2019

Darren Hall20-yd FR after Tariq Thompson's FF
.....vs. Central Michigan (D.21) (TD)

2017

Tariq Thompson83-yd INT vs. Northern Illinois (S.30) (TD)

2016

Ron Smith54-yd INT vs. Houston (D.17) (TD)
Damontae Kazee54-yd INT vs. Hawai'i (N.5) (TD)
Ron Smith14-yd INT vs. Hawai'i (N.5) (TD)
Malik Smith28-yd INT at Utah State (O.28) (TD)
Ronley Lakalaka9-yd INT vs. California (S.10) (TD)

2015

Alex Barrett43-yd INT vs. Cincinnati (D.24) (TD)
Damontae Kazee55-yd INT at Colorado St. (O.31) (TD)
Calvin Munson67-yd INT vs. San Diego (S.6) (TD)
.....19-yd INT vs. San Diego (S.6) (TD)

2014

Calvin Munson56-yd INT vs. Air Force (N.21) (TD)

2013

J.J. Whittaker18-yd INT vs. Boise State (N.23) (TD)

2012

Everett Beed52-yd FR vs. Air Force (N.10) (TD)
Leon McFadden96-yd INT at Fresno State (S.29) (TD)
Eric Pinkins32-yd INT at Fresno State (S.29) (TD)
Leon McFadden28-yd INT vs. North Dakota (S.15) (TD)

2010

Jerome LongFR in end zone after Rob Andrews' FF
.....at TCU (N.13) (Safety)

2009

Luke Laolagi55-yd INT at UNLV (N.28) (TD)
Dey Juan Hemmings14-yd FR after Ernie Lawson's FF
.....vs. New Mexico State (O.3) (TD)
TeamQB fell in end zone vs. So. Utah (S.12) (Safety)

GEOLOGICAL BREAKDOWN

California (64)

Tiumalu Afalava, Brady Anderson, Jaylon Armstead, Tayvian Beasley, Nate Bennett, Tayten Beyer, Jackson Berman, Joe Borjon, Louis Brown IV, Eric Butler, Isaiah Buxton, Owen Chambliss, Tyson Chavez, Kenan Christon, Emanuel Chow, Krishna Clay, Kodi Cornelius, Kyle Crum, AJ Duffy, Gage Dutcher, Arnold Escano, Ryan Gaea, Nick Gardinera, Gabe Garretson, Max Garrison, Malik Gucake, Xavier Hamlet, Dean Harrington, Michael Harrison, Josh Hunter, Chris Johnson, Christian Jones, Nikolas Kattoula, Jayden Kendricks, Ezekiel Larry, Tano Letuli, Nick Lopez, Jerry McClure, Jason Mitchell, Myles Murao, Jordan Napier, Brady Nassar, William Nimmo Jr., Danny Niu, Dominic Oliver, Bryce Phillips, Gabriel Plascencia, Connor Poulson, Zechariah Ramirez, Cincere Rhaney, Kurt Rossner, Bobby Shaw, Mekhi Shaw, Jake Sinz, Charlie Stewart, Lucky Sutton, Parker Threatt, Javance Tupou'ata-Johnson, Ross Uluagalu-Maseuli, Mikey Welsh, Trey White, Jelani Whitmore, Prince Williams, Jude Wolfe

Texas (9)

Briley Barron, Will Cianfrini, JD Coffey III, Cam Davis, Deshawn McCuin, Jelani McLaughlin, Tyler McMahan, Heath McRee, Logan Tanner

Arizona (5)

Sam Benjamin, Nick Clegg, Zone Wierenga, Ryan Wintermeyer, Ryan Wolfer

Nevada (4)

Joshua Goynes, Ryan Henderson, DJ Herman, Ben Scolari

Washington (4)

Arthur Ban, Ryan Dirksen, Kai Holec, Jatavious Magee

Hawaii (2)

Tupu Alualu, Teivis Tuioti

Missouri (2)

Dalesean Staley, Phillippe Wesley II

Colorado (1)

Kyle Moretti

Florida (1)

Marlem Louis

Georgia (1)

Ja'Shaun Poke

Illinois (1)

Jared Badie

Maryland (1)

Marquez Cooper

Massachusetts (1)

Keion Mitchell

Minnesota (1)

Darrion Dalton

New Mexico (1)

Cody Moon

Indiana (1)

Danny O'Neil

Pennsylvania (1)

Tyler Pastula

Ohio (1)

Nate Williams

Oklahoma (1)

Brayden Bryant

American Samoa (1)

Saipale Fuimaono

Finland (1)

Emil Herranen

a waiting Brady Nassar. SDSU then finished off a 6-play, 46-yard drive with a 14-yard run by Cooper to take a 10-0 lead with 7:49 left in the first half.

After stuffing USU on a fourth-and-1 from its own 34, San Diego State looked to add to its lead. Facing a third-and-22, O'Neil found Brown IV for a 29-yard pass to get to the Utah State 16-yard line. The Aztecs, however, could get no closer than the 12 and had to settle for a 30-yard field goal by Plascencia. It was the 12th consecutive made field goal for the left-footed kicker.

The Aggies, however, started their streak of 41 straight points with consecutive touchdowns to close the first half. The first was a 19-yard run by backup quarterback Bryson Barnes and the second was a 9-yard pass from Barnes to Grant Page, giving USU a 14-13 lead at halftime.

Utah State scored a touchdown on four of its first five drives in the second half, making it a stretch of six out of seven drives in which it scored a touchdown after trailing, 13-0. Barnes connected on a 10-yard pass to Josh Sterzer as the Aggies led, 21-13, at the end of the third quarter.

In the fourth, Barnes found Page for a 6-yard touchdown, then Kyrese White and Herschel Turner each added touchdown runs of 5 yards and 1 yard, respectively.

SDSU put together one last scoring drive to stop the bleeding, going 75 yards on 11 plays before Javance Tupou'ata-Johnson found Mekhi Shaw for a 12-yard touchdown. Tupou'ata-Johnson was 3-for-5 for 25 yards and 16 rushing yards on four carries on the drive.

Dalesean Staley had a career and game-high 11 tackles for San Diego State, while Chris Johnson, Tano Letuli and Kyle Moretti chipped in with nine tackles apiece.

USU's Bryson Barnes completed 13 of 15 passes for 139 yards and three touchdowns in relief of Petras, and added 193 yards and a touchdown on 15 carries for a 12.9 average.

BIG NOTES

- RB Marquez Cooper became the 23rd player in NCAA FBS history with 5,000 rushing yards for his career and the first since Wisconsin's Jonathan Taylor in 2019.
- Cooper logged his fifth 100-yard rushing game of the season and 22nd of his career.
- Cooper became the first Aztec with 10 rushing touchdowns in a season since Juwan Washington in 2018.
- WR Louis Brown IV recorded his second 100-yard receiving game of the season and third of his career.
- EDGE Trey White had a solo sack, giving him 12.5 on the year, tied with Andy Coviello in 1991 for the third most in SDSU single-season history.
- SDSU had a 100-yard rusher and a 100-yard passer for the second game this season (also at Central Michigan on Sept. 28).

TEAM NOTES

- San Diego State fell to 3-5 on the season, but just 68-21 since 2015 when scoring at least 20 points.
- The Aztecs dropped to 37-6 since 2012 when not committing a turnover.
- SDSU fell to 53-6 over its last 59 games and 20-4 over its last 24 games when committing fewer turnovers than its opponent.

SERIES NOTES

- San Diego State fell to 13-5 all-time against Utah State.
- The Aztecs are now 5-1 against the Aggies in Logan, Utah.
- USU's three straight wins are its longest winning streak in the series.

TRENDS

- The Aztecs lost the coin toss for the eighth time this season (3-8).
- SDSU started with the ball for the 120th time over the last 168 games.
- San Diego State did not allow its opponent to score on its opening possession for the seventh time this season in 11 games, 23rd time in 36 games since 2022, 35th time in 49 games since 2021 and 89th time since 2015 (125 games).
- The Aztecs did not allow a first-quarter touchdown for the 11th time in the last 20 games.
- SDSU has allowed seven or fewer points in 31 of the last 35 first quarters.
- San Diego State fell to 3-2 on the season when scoring first.



SDSU - UTAH STATE

Nov. 23, 2024 | Maverik Stadium | Logan, Utah

Attendance: 12,583 | Weather: 53 degrees, sunny, windy

	1	2	3	4	Total
San Diego State	3	10	0	7	20
Utah State	0	14	7	20	41

SCORING SUMMARY

SDSU — Plascencia 35-yd field goal	(0:00, 1st)
SDSU — Cooper 14-yd run (Plascencia kick)	(7:49, 2nd)
SDSU — Plascencia 30-yd field goal	(3:16, 2nd)
USU — Barnes 19-yd run (Cragun kick)	(1:53, 2nd)
USU — Page 9-yd pass f/Barnes (Cragun kick)	(0:16, 2nd)
USU — Sterzer 10-yd pass f/Barnes (Cragun kick)	(10:58, 3rd)
USU — Page 6-yd pass f/Barnes (Cragun kick missed)	(12:26, 4th)
USU — White 5-yd run (Cragun kick)	(8:07, 4th)
USU — Turner 1-yd run (Cragun kick)	(3:08, 4th)
SDSU — Shaw 12-yd pass f/ Tupou'ata-Johnson (Plascencia kick)	(0:32, 4th)

TEAM STATS

	San Diego State	Utah State
First Downs	23	25
Rushes-Yards	38-188	50-322
Passing Yards	224	166
C-A-I	26-36-0	18-22-1
Total Offense	412	488
Fumbles-Lost	0-0	0-0
Penalties-Yards	12-101	4-55
Possession Time	30:26	29:34
Turnovers	0	1
Average Field Position	SDSU30	USU26

INDIVIDUAL STATS

Rushing (Atts.-Yards-TDs): SDSU: Cooper 23-118-1; O'Neil 8-37-0; Sutton 1-17-0; Tupou'ata-Johnson 4-16-0; Napier 2-2-0. USU: Barnes 15-193-1; Faison 9-52-0; Turner 12-52-1; Jameson 8-30-0; White 1-5-1; TEAM 1-(-1)-0; Petras 4-(-9)-0.

Passing (Comp.-Att.-Int., Yards, TDs): SDSU: O'Neil 23-31-0, 199, 0; Tupou'ata-Johnson 3-5-0, 25, 1. USU: Barnes 13-15-0, 139, 3; Petras 5-7-1, 27, 0.

Receiving (No.-Yards-TDs): SDSU: Brown IV 7-114-0; Napier 4-2-0; Shaw 3-33-1; Bennett 3-25-0; Poke 3-20-0; Harrison 3-17-0; Davis 2-4-0; Cooper 1-9-0. USU: White

- The Aztecs fell to 2-1 on the season when leading at the end of the first quarter.

PLAYER NOTES

*** Marquez Cooper, Sr., RB (23 att., 118 yds., 1 TD | 1 rec., 9 yds.)**

Became the 23rd player in NCAA FBS history with 5,000 rushing yards for his career and the first since Wisconsin's Jonathan Taylor in 2019 ... Now has 5,036 yards for his career, which ranks 22nd in NCAA history ... Now has 1,180 yards on the season in 11 games (107.3 RYPG) ... The 1,180 yards are the 16th most in SDSU single-season history ... Recorded his fifth 100-yard rushing game this season and 22nd of his career ... Scored his 10th rushing touchdown of the season and 43rd of his career ... Became the first Aztec with 10 rushing touchdowns in a season since Juwan Washington had 10 in 2018 ... Now has 11 overall touchdowns this season and 44 for his career.

*** Louis Brown IV, Jr., WR (7 rec., 114 yds.)**

Logged his second 100-yard receiving game this season and third of his career ... The seven catches were one off a career high.

*** Mekhi Shaw, Sr., WR (3 rec., 33 yds., 1 TD)**

Caught his second touchdown pass of the season and seventh of his career.

*** Danny O'Neil, TR-Fr., QB (23-for-31, 199 yds., 0 TD, 0 INT | 8 att., 37 yds.)**

Fell to 3-7 as the team's starting quarterback ... Had a career-long 34-yard rushing attempt.

*** Javance Tupou'ata-Johnson, RS-Fr., QB (3-for-5, 25 yds., 1 TD, 0 INT | 4 att., 16 yds.)**

Made the most of his one drive, going 3-for-5 for 25 yards, including a 12-yard touchdown pass to Mekhi Shaw with 32 seconds remaining ... The touchdown pass was his second of the season (also at California on Sept. 14).

*** Trey White, So., EDGE (7 tackles (3 solo), 1.0 SCK, 2.0 TFL)**

Logged a sack and now has 12.5 sacks for the season, breaking a tie with Cameron Thomas (2021) and passing Kabeer Gbaja-Biamila (1997 and 1999) into a tie for third on SDSU's single-season sack list with 13.5 (also Andy Coviello, 1991).

*** Dalesean Staley, So., S (11 tackles (7 solo))**

Logged an Aztec and Division I-high 11 tackles ... Led the team in tackles for the first time of his career.

*** Gabe Plascencia, K (2-for-2 FG, 2-for-2 PAT | 5 KO, 62.0 avg., 4 TB)**

Made both of his field goal attempts and now has made 12 consecutive field goals ... Is now 13-for-14 (.929) on field goal attempts this season and 17-for-18 (.944) for his career ... The .929 field goal percentage this year is currently an Aztec single-season record, while the .944 career mark would be a program record if he had enough attempts (25) to qualify ... Now has five games this season with multiple field goals and seven for his career.

*** Tyler Pastula, Sr., P (6 P, 47.7 avg., 2 50+, 68 long)**

Punted six times for a 48.2 average ... Had a long punt of 68 yards, his fourth punt of at least that distance this season.

OTHER NOTES

- RB Marquez Cooper started for the 43rd consecutive game, the longest streak among the Aztec offensive and defensive players.
- Cooper's 52 career starts are the most among any current Aztec offensive or defensive player.
- P Tyler Pastula played in his 56th consecutive game and 56th game overall, both the longest and most among any current Aztec.
- DT Brady Nassar recorded his first career interception.
- Today's temperature was 59 degrees at kickoff.
- Today's attendance was 12,583.

2024 SEASON ACCOLADES

Tupu Alualu | Sr. | Honolulu, Hawaii | Defensive Line

Polynesian Player of the Year Watch List (Polynesian ancestry that epitomizes great ability and integrity)

Louis Brown IV | Jr. | Los Angeles, Calif. | Wide Receiver

College Football Network Midseason All-Mountain West (honorable mention)

Kenan Christon | Sr. | San Diego, Calif. | Running Back

Paul Hornung Award Watch List (most versatile performer)

Marquez Cooper | Sr. | Gaithersburg, Md. | Running Back

Maxwell Award Watch List (best all-around player)

Doak Walker Award Watch List (best running back)

College Football Network Midseason All-Mountain West (first team)

Team captain

Tano Letuli | So. | San Diego | Linebacker

Team captain

Marlem Louis | Sr. | Venice, Fla. | Defensive Line

East-West Shrine Bowl 1000 Watch List

Deshawn McCuin | Sr. | Jacksonville, Texas | Safety
College Football Network Midseason All-Mountain West (second team)

Myles Murao | Sr. | Torrance, Calif. | Offensive Line
Polynesian Player of the Year Watch List (Polynesian ancestry that epitomizes great ability and integrity)

Jordan Napier | RS-Fr. | Fontana, Calif. | Wide Receiver
College Football Network Midseason All-Mountain West (honorable-mention)

Danny O'Neil | Fr. | Indianapolis, Ind. | Quarterback
Two-time Mountain West Freshman of the Week (Oct. 7 & Oct. 14)

Tyler Pastula | Sr. | Easton, Pa. | Punter
Ray Guy Award Watch List (most outstanding punter)
Ray Guy Award Player of the Week (Nov. 5)
Ray's 8 (Oct. 7 & Nov. 4)
College Football Network Midseason All-Mountain West (second team)

Gabe Plascencia | Jr. | Oakland, Calif. | Kicker
Burlsworth Award Nominee (most outstanding walk-on/former walk-on)

Bryce Phillips | Sr. | Long Beach, Calif. | Cornerback
East-West Shrine Bowl 1000 Watch List

Mekhi Shaw | Sr. | San Diego, Calif. | Wide Receiver
Wuerffel Trophy/Allstate AFCA Good Works Watch List

Ross Ulugalu-Maseuli | Jr. | San Diego, Calif. | Off. Line
Polynesian Player of the Year Watch List (Polynesian ancestry that epitomizes great ability and integrity)
College Football Network Midseason All-Mountain West (honorable mention)

Trey White | So. | San Diego, Calif. | Edge
Bednarik Award Watch List (most outstanding defensive player)
Associated Press Midseason All-American (first team)
College Football Network Midseason All-American (first team)
The Sporting News Midseason All-American (second team)
College Football Network Midseason EDGE Defender of the Year
College Football Network Midseason All-Mountain West (first team)
Mountain West Defensive Player of the Week (Oct. 7)
Team captain

Nate Williams | Sr. | Utica, Ohio | Off. Line
College Football Network Midseason All-Mountain West (second team)

Ryan Wintermeyer | Sr. | Scottsdale, Ariz. | Long Snapper
Patrick Mannelly Award Watch List (best long snapper)

Jude Wolfe | Sr. | Laguna Hills, Calif. | Tight End
College Football Network Midseason All-Mountain West (honorable mention)

SAN DIEGO STATE TO JOIN THE PAC-12 CONFERENCE

San Diego State has accepted an invitation to join the Pac-12 Conference, the school announced on Sept. 12. The Aztecs will officially become a member of the Pac-12 on July 1, 2026. SDSU joins league stalwarts Oregon State and Washington State, along with Boise State, Colorado State and Fresno State as the newest members of the league.

"We are ecstatic to be joining the Pac-12 Conference," San Diego State director of athletics John David Wicker said. "While we are grateful to be a founding member of the Mountain West with 26 years of success in the conference, we are excited at what lies ahead with these new opportunities. We will continue to compete for conference championships on the field and to graduate leaders in the community."

"The move to the Pac-12 is a transformative moment for our entire university," SDSU President Adela de la Torre said. "Joining the Pac-12 opens the door to exciting partnerships and financial growth, all of which will contribute to the success of our student-athletes and the vitality of our university community. This is just the beginning -- we are poised to attract even more top-tier talent, compete at the highest national level and identify new opportunities that will benefit our One SDSU community and the San Diego region."

Oregon State and Washington State are currently operating as members of the Pac-12 Conference as part of an NCAA two-year grace period and will continue to do so for the 2025-26 academic season before the four new members officially join. The collective six universities will collaboratively chart additional membership and other future conference considerations.

"For over a century, the Pac-12 Conference has been recognized as a leading brand in intercollegiate athletics," Commissioner Teresa Gould stated. "We will continue to pursue bold cutting-edge opportunities for growth and progress, to best serve our member institutions and student-athletes. I am thankful to our board for their efforts to welcome Boise State University, Colorado State University, California State University, Fresno, and San Diego State University to the conference. An exciting new era for the Pac-12 Conference begins today."

The Aztecs have won a Mountain West record 96 league titles (only includes sports SDSU competes in), including the most championships in each of the last three years. In the 2023-24 campaign alone, San Diego State captured six MW championships, including women's soccer (regular season), swimming & diving, men's golf, women's tennis (tournament) and softball (regular season and tournament). The Aztecs also had four conference players of the year - Mac Barbara (softball, co-player), Yasmine Kabbaj (women's tennis), Denise Castro (women's soccer, offensive) and Alex Roberts (swimmer) - and three conference coaches of the year - Stacey Nuveman-Deniz (softball), Mike Shrader (swimming) and Roland McDonald (diving).

SDSU has also been a power on the national stage as its combined .726 winning percentage in football and men's basketball since the fall of 2010 ranks first in the country, just behind of Ohio State (.727). San Diego State has also excelled in the professional ranks. Most recently, former Aztec men's golfer Xander Schauffele won two of the four major championships in 2024, while former NCAA track & field champion Shanieka Ricketts (Thomas) won the silver medal in the triple jump at the Paris Olympics this summer.



MOUNTAIN WEST

2024 MW Standings

	MW	Pct.	Overall	Pct.
Boise State	7-0	1.000	10-1	.909
UNLV	5-1	.833	9-2	.818
Colorado State	5-1	.833	7-4	.636
Fresno State	4-3	.571	6-5	.545
New Mexico	3-3	.500	5-6	.455
Utah State	3-3	.500	4-7	.364
San Jose State	3-4	.429	6-5	.545
Air Force	2-4	.333	4-7	.364
San Diego State	2-4	.333	3-8	.272
Hawai'i	2-4	.333	4-7	.364
Wyoming	2-5	.286	2-9	.273
Nevada	0-6	.000	3-9	.250

This Week in the Mountain West

Friday, Nov. 29

Oregon State at Boise State, 10 a.m. MT	FOX
*Utah State at Colorado State, 1:30 p.m. MT	FS1
Stanford at San Jose State, 1 p.m. PT	CBS

Saturday, Nov. 30

Fresno State at UCLA, 12:30 p.m. PT	B10NW
Wyoming at Washington State, 3:30 p.m. PT	The CW
*Nevada at UNLV, 5 p.m. PT	CBSSN
*New Mexico at Hawai'i, 6 p.m. HT	Spectrum
*Air Force at San Diego State, 7:30 p.m. PT	FS1

Last Week in the Mountain West

Friday, Nov. 22

*UNLV 27, at San Jose State 16

Saturday, Nov. 23

***Utah State 41, San Diego State 20**

*Boise State 17, at Wyoming 13

*Air Force 22, at Nevada 19

*at Fresno State 28, Colorado State 22

Charting the Regular-Season Opponents

East Texas A&M (3-8, 2-4 SLC)

A.31 at San Diego State	L, 14-45
S.7 at UC Davis	L, 22-36
S.14 Grambling	L, 28-35 (ot)
S.21 Sacramento State	L, 0-34
O.5 at Southeastern*	L, 9-21
O.12 at Northwestern State*	W, 42-21
O.19 Lamar*	L, 20-29
O.26 at Prairie View A&M	L, 27-34
N.2 at McNeese*	L, 3-31
N.9 Stephen F. Austin	W, 19-14
N.16 Houston Christian*	W, 41-40
N.23 UIW*	L, 24-38

Central Michigan (4-7, 2-5 MAC)

A.29 Central Connecticut State	W, 66-10
S.7 at Florida International	L, 16-52
S.14 at Illinois	L, 9-30
S.21 Ball State*	W, 37-34
S.28 San Diego State	W, 22-21
O.12 Ohio*	L, 25-27
O.19 at Eastern Michigan*	L, 34-38
O.26 at Miami (Ohio)*	L, 7-46
N.5 Bowling Green*	L, 13-23
N.12 at Toledo*	L, 10-37
N.19 Western Michigan*	W, 16-14
N.30 at Northern Illinois*	2:30 p.m. MT

Washington State (8-3, 0-1 Pac-12)

A.31 Portland State	W, 70-30
S.7 Texas Tech	W, 37-16
S.14 at Washington	W, 24-19
S.20 San Jose State	W, 54-52 (ot)
S.28 at Boise State	L, 24-45
O.12 at Fresno State	W, 25-17
O.19 Hawaii	W, 42-10
O.26 at San Diego State	W, 29-26
N.9 Utah State	W, 49-28
N.16 at New Mexico	L, 35-38
N.23 at Oregon State	L, 38-41
N.30 Wyoming	3:30 p.m. PT

UNLV (9-2, 5-1 MW)

A.31 at Houston	W, 27-7
S.7 Utah Tech	W, 72-14
S.13 at Kansas	W, 23-20
S.28 Fresno State*	W, 59-14
O.4 Syracuse	L, 41-44 (OT)
O.11 at Utah State*	W, 50-34
O.19 at Oregon State	W, 33-25
O.25 Boise State*	L, 24-29
N.9 at Hawai'i*	W, 29-27
N.16 at San Diego State*	W, 41-20
N.22 at San Jose State*	W, 27-16
N.30 Nevada*	5 p.m. PT

Oregon State (5-6, 1-0 Pac-12)

A.31 Idaho State	W, 38-15
S.7 at San Diego State	W, 21-0
S.14 Oregon	L, 14-49
S.21 Purdue	W, 38-21
O.5 Colorado State	W, 39-31 (2OT)
O.12 at Nevada	L, 37-42
O.19 UNLV	L, 25-33
O.26 at California	L, 7-44
N.9 San Jose State	L, 13-24
N.16 at Air Force	L, 0-28
N.23 Washington State	W, 41-38
N.29 at Boise State	10 a.m. MT

Hawai'i (4-7, 2-4 MW)

A.24 Delaware State	W, 35-14
A.31 UCLA	L, 13-16
S.14 at Sam Houston State	L, 13-31
S.21 Northern Iowa	W, 36-7
O.5 at San Diego State*	L, 24-27
O.12 Boise State*	L, 7-28
O.19 at Washington State	L, 10-42
O.26 Nevada*	W, 34-13
N.2 at Fresno State*	W, 21-20
N.9 UNLV*	L, 27-29
N.16 at Utah State*	L, 10-55
N.30 New Mexico*	6 p.m. HT

Boise State (10-1, 7-0 MW)

A.31 at Georgia Southern	W, 56-45
S.7 at Oregon	L, 34-37
S.21 Portland State	W, 56-14
S.28 Washington State	W, 45-24
O.5 Utah State*	W, 62-30
O.12 at Hawai'i*	W, 28-7
O.25 at UNLV*	W, 29-24
N.1 San Diego State*	W, 56-24
N.9 Nevada*	W, 28-21
N.16 at San Jose State*	W, 42-21
N.23 at Wyoming*	W, 17-13
N.29 Oregon State	10 a.m. MT

Utah State (3-8, 2-4 MW)

A.31 Robert Morris	W, 36-14
S.7 at USC	L, 0-48
S.14 at Utah	L, 21-38
S.21 at Temple	L, 29-45
O.5 at Boise State*	L, 30-62
O.11 UNLV*	L, 34-50
O.19 New Mexico*	L, 45-50
O.26 at Wyoming*	W, 27-25
N.9 at Washington State	L, 28-49
N.16 Hawai'i*	W, 55-10
N.23 San Diego State*	W, 41-20
N.29 at Colorado State*	1:30 p.m. MT

California (6-5, 2-5 ACC)

A.31 UC Davis	W, 31-13
S.7 at Auburn	W, 21-14
S.14 San Diego State	W, 34-10
S.21 at Florida State*	L, 9-14
O.5 Miami (Fla.)*	L, 38-39
O.12 at Pittsburgh*	L, 15-17
O.19 NC State*	L, 23-24
O.26 Oregon State	W, 44-7
N.8 at Wake Forest*	W, 46-36
N.16 Syracuse*	L, 25-33
N.23 Stanford*	W, 24-21
N.30 at SMU*	2:30 p.m. CT

Wyoming (2-9, 2-5 MW)

A.31 at Arizona State	L, 7-48
S.7 Idaho	L, 13-17
S.14 BYU	L, 14-34
S.21 North Texas	L, 17-44
S.28 Air Force*	W, 31-19
O.12 San Diego State*	L, 24-27
O.19 at San Jose State*	L, 14-24
O.26 Utah State*	L, 25-27
N.2 at New Mexico*	W, 49-45
N.15 at Colorado State*	L, 10-24
N.23 Boise State*	L, 13-17
N.30 at Washington State	3:30 p.m. PT

New Mexico (5-6, 3-3 MW)

A.24 Montana State	L, 31-35
A.31 at Arizona	L, 39-61
S.14 at Auburn	L, 19-45
S.21 Fresno State*	L, 21-38
S.28 at New Mexico State	W, 50-40
O.12 Air Force*	W, 52-37
O.19 at Utah State*	W, 50-45
O.26 at Colorado State*	L, 6-17
N.2 Wyoming*	L, 45-49
N.8 at San Diego State*	W, 21-16
N.16 Washington State	W, 38-35
N.30 at Hawai'i*	6 p.m. HT

Air Force (4-7, 2-4 MW)

A.31 Merrimack	W, 21-6
S.7 San Jose State*	L, 7-17
S.14 at Baylor	L, 3-31
S.28 at Wyoming*	L, 19-31
O.5 Navy	L, 7-34
O.12 at New Mexico*	L, 37-52
O.19 Colorado State*	L, 13-21
N.2 at Army	L, 3-20
N.9 Fresno State*	W, 36-28
N.16 Oregon State	W, 28-0
N.23 at Nevada*	W, 22-19
N.30 at San Diego State*	7:30 p.m. PT

LEWIS' SITUATIONAL RECORD

Overall	27-39
at San Diego State	3-8
at Kent State	24-31
Home	17-10
San Diego, Calif.	2-3
Kent, Ohio	15-7
Road	9-27
at San Diego State	1-5
at Kent State	8-22
Neutral	1-2
Scoring 50+ Points	8-0
Scoring 40+ Points	13-1
Scoring 30+ Points	21-8
Scoring 20+ Points	27-23
Allowing 20- Points	20-31
Conference Games	20-21
MW Games	2-4
MAC Games	18-17
3-Points or Closer	7-6
7-Points or Closer	14-12

BOWL GAMES AS A COACH

Kent State

2021 Famous Idaho Potato Bowl

2019 Frisco Bowl

NATIONAL OFFENSIVE RANKS

At Colorado (offensive coordinator)**2023**

When Lewis was offensive coordinator:

- 6th in passing (330.0)

- 39th in scoring (32.1)

After Lewis was offensive coordinator:

- 59th in passing (224.0)

- 100th in scoring (20.3)

At Kent State (head coach/offensive coordinator)**2021**

- 3rd in rushing (248.6)

- 3rd in first downs (364)

- 4th in total offense (495.2)

- 30th in scoring (33.0)

2020

- 1st in scoring (49.8)

- 1st in total offense (606.5)

- 2nd in pass efficiency rating (191.2)

- 2nd in third down conversion percentage (56.1)

- 3rd in rushing (283.0)

- 3rd in fourth down conversion percentage (87.5)

- 10th in passing (323.5)

At Syracuse (co-offensive coordinator)**2017**

- 18th in passing (294.8)

- 23rd in total offense (456.3)

2016

- 11th in passing (321.3)

At Bowling Green (co-offensive coordinator)**2015**

- 4th in total offense (546.8)

- 6th in scoring (42.2)



SEAN LEWIS

First Season As San Diego State Head Coach (3-8)

6th Season Overall As Head Coach (27-39)

COACHING HIGHLIGHTS

- Has amassed 13 years of coaching experience at the collegiate level with stops at Nebraska Omaha (2008), Akron (2011), Eastern Illinois (2012-13), Bowling Green (2014-15), Syracuse (2016-17), Kent State (2018-22) and Colorado (2023) prior to coming to The Mesa.
- One of the most innovative minds in college football over the past decade, he's seen his offenses consistently rank among the nation's leaders at each of his last four stops including the nation's highest scoring offense and best total offense at Kent State during the 2020 season - 49.8 points per game and 606.5 yards per game.
- Led Kent State to their first two bowl games in program history, appearing in the 2019 Tropical Smoothie Cafe Frisco Bowl and 2021 Famous Idaho Potato Bowl. The 2019 Frisco Bowl was also the program's first ever bowl victory, topping Utah State 51-41.
- Excluding Power 5 games, Lewis owns a 25-15 record as a head coach.

OTHER COACHING EXPERIENCE

- Served as the offensive coordinator/quarterbacks coach at Colorado under head coach Deion Sanders in 2023. While serving as the offensive coordinator, the Buffaloes ranked sixth in passing (330.0) and 39th in scoring (32.1).
- In five seasons at the Kent State helm, Lewis transformed a moribund program into an offensive juggernaut, with his 2021 team setting school records for plays (1,052), total yards (6,907), rushing yards (3,482), passing yards (3,425) and first downs (362). That season, the Golden Flashes boasted the third-best rushing attack in the nation while ranking fourth in total offense (495.2) ultimately clinching their second postseason berth under Lewis in the Famous Idaho Potato Bowl.
- During a shortened 2020 season, Lewis guided the Golden Flashes to a 3-1 mark, securing the program's first back-to-back winning records since 1976-77. The FlashFAST offense was on full display in those four games, leading the nation in total offense (606.5) and scoring offense (49.75) as well as ranking second in pass efficiency (191.2) and third down conversion (56.1), third in rushing (283.0) and fourth down conversion percentage (87.5), and 10th in passing (323.5).
- Lewis' 2019 season was tied for the eighth-best improvement in FBS with five additional wins from the previous year, finishing with a 7-6 overall record.
- Under Lewis' tutelage, 28 Golden Flash players earned all-conference honors and a MAC Player of the Year with quarterback Dustin Crum garnering the award in 2021.
- Prior to Kent State, Lewis spent two seasons at Syracuse where his Orange offense set or tied over 40 school records in 2017 including passing yards in a season (3,855), while its 5,290 total yards of total offense ranked second in program history.
- With Lewis on staff as the co-offensive coordinator and quarterbacks coach, Bowling Green ranked fourth nationally in total offense (546.8) during the 2015 campaign while also ranking sixth in scoring offense (42.2 ppg).
- On an individual in 2015, Falcon quarterback, and current SDSU quarterbacks coach, Matt Johnson collected MAC Offensive Player of the Year honors after finishing second nationally in both passing yards (4,946) and touchdown passes (46).

PLAYING EXPERIENCE:

- Lewis played at Wisconsin under legendary head coach Barry Alvarez, competing at quarterback and tight end.
- He received a pair of Big Ten all-academic honors before graduating in 2007 with a degree in agricultural sciences.

PERSONAL:

- Lewis and his wife, Sarah, have been together since high school and have two children. Their son, Rory, is eight years old and daughter, Kiera, is four.

■ Sean Lewis Head Coaching Record

Year	Record	League	Finish	Home	Away	Neutral	Bowl Game
2018	Kent State	2-10	1-7	6th (East)	1-4	1-6	0-0
2019	Kent State	7-6	5-3	4th (East)	4-1	2-5	1-0
2020	Kent State	3-1	2-1	2nd (East)	2-0	1-1	0-0
2021	Kent State	7-7	6-2	1st (East)	5-0	2-5	0-2
2022	Kent State	5-7	4-4	5th (East)	3-2	2-5	0-0
KSU TOTALS	24-31	18-17		15-7	8-22	1-2	2 Bowl Appearances
2024	San Diego State	3-8	2-4		2-3	1-5	0-0
SDSU TOTALS	3-8	2-4		2-3	1-5	0-0	
OVERALL TOTALS	27-39	20-21		17-10	9-27	1-2	2 Bowl Appearances

AZTEC COACHING STAFF



Zac Barton

FIELD

Special Teams Coord./TEs, 1st Year (Bloomsburg '06)

- In first season on The Mesa, joining Coach Lewis on Dec. 5, 2023.
- Spent last season at Kansas as a special team analyst, where the Jayhawks ranked seventh in FBS in special teams according to PFF.
- Worked alongside Coach Lewis at Kent State from 2018-22 as the special teams coordinator of the Golden Flashes.
- Also had coaching stops at Winona State (2007-09, 2012-17), Memphis (2011) and Nebraska Omaha (2010).



Eric Schmidt

BOX

Def. Coordinator/LBs, 1st Year (North Dakota '02)

- In first season at SDSU, joining the Aztecs on Dec. 15, 2023.
- Spent the last two seasons as the special teams coordinator and EDGE coach at the University of Washington, helping take the Huskies into the CFP Playoff as the No. 2 seed.
- A member of the Kalen DeBoer coaching tree, Schmidt coached the defensive line coach and special teams coordinator for two seasons at Fresno State.
- Has also coached at North Dakota (2006-07, 2014-19) and Southern Illinois (2010-13) with 2012 representing his first year as a coordinator.



Lanear Sampson

FIELD

Pass Game Coordinator/WRs, 1st Year (Baylor '12)

- Is in his first season at SDSU, coming to The Mesa on Dec. 11, 2023.
- Spent two seasons as a coordinator at Austin Peay. Helped lead the Governors to a perfect 6-0 mark in ASUN play in 2023.
- Has coaching stops at Syracuse (2021, 2016-17), Central Florida (2020), McNeese State (2019) and Missouri State (2018).
- Finished fifth on Baylor's all-time receptions list and 10th in receiving yards before going pro and playing with the Colts, Cowboys and Steelers.



Mike Schmidt

FIELD

Run Game Coordinator/OL, 10th Year (SDSU '08)

- Enters the first year of his second stint as a full-time staffer at SDSU, also coaching from 2012-20. Was also a grad assistant from 2009-11.
- Coached at Syracuse and Mississippi State between stints.
- From 2012-19, Schmidt's offensive line helped the Aztecs to 10-straight bowl games and established it as one of the top rushing programs in the country, ranking top 25 in yards per carry, yards per game and touchdowns.
- A former walk-on at San Diego State from 2005-08, served as team captain as a senior.



Rob Aurich

FIELD

Defensive EDGEs, 1st Year (Minnesota Duluth '10)

- In his first year at SDSU, joining the Aztec staff on Dec. 15, 2023.
- Spent two seasons at the University of Idaho, helping the Vandals to a No. 4 ranking and their first ever FCS postseason victory in 2023.
- Coached at South Dakota for four seasons (2018-21), mentoring 12 all-MVFC selections and two all-Americans.
- Started his coaching career at Bemidji State (2014-17). As the defensive coordinator for his final three seasons, the Beavers went 24-10 and featured a top-25 defense.



Darian Hagan

FIELD

Running Backs, 1st Year (Colorado '91)

- In his first season at San Diego State, coming over with Coach Lewis from Colorado on Dec. 6, 2023.
- Spent 20 seasons on the CU staff, including 13 non-consecutive seasons as the school's running backs coach.
- Played his collegiate career with the Buffaloes as well, winning the 1989 Sporting News Player of the Year Award and the 1990 National Championship.
- Starting at quarterback, became the sixth player in NCAA history to run and pass for over 1,000 yards in the same season.



Matt Johnson

BOX

Quarterbacks, 1st Year (Bowling Green '16)

- In his first season at SDSU, joining the staff on Dec. 5, 2023.
- Reunites with Coach Lewis after playing for him at Bowling Green and coaching alongside him at both Syracuse and Kent State.
- Helped guide the KSU offense to school records and the program's first ever bowl victory at the Tropical Smoothie Cafe Frisco Bowl in 2019.
- Started at quarterback for three years at Bowling Green before signing an undrafted free agent contract with the Cincinnati Bengals.



David Lose

FIELD

Defensive Line, 1st Year (Oregon State '04)

- Joined the Aztec coaching staff on Mar. 1, 2024.
- Coached two seasons (2022-23) at Idaho mentoring a defensive line that allowed just 306.8 yards of total offense, 14th best in all of FCS.
- Has also coached at Oregon State (2019-21), Portland State (2017-18), Washington State (2011-16) and Saint Paul College (2009-10).
- Played at Oregon State, starting 18 games and playing on the Beavers' co-PAC-12 title Fiesta Bowl championship team in 2001.



C.J. McGorisk

FIELD

Safeties, 1st Year (Michigan '16)

- In his first season at San Diego State (joined staff on Dec. 15, 2023).
- Served as a defensive quality control coach at Washington, helping UW earn a CFP berth as the No. 2 seed and PAC-12 Champions.
- Has also coached at Indiana, Wake Forest, Fresno State and his alma mater, Michigan.
- Has helped mentor eight all-conference recipients in his young coaching career, and coached in three bowl games and two conference championship games.



Demetrius Sumler

FIELD

Cornerbacks, 8th Year (Colorado '11)

- Was elevated to a full-time assistant coach in 2018 and will work with the Aztec cornerbacks for the seventh straight season after spending two years as a graduate assistant.
- Has mentored eight all-MW selections and had three of his defensive backs make NFL teams following their time on The Mesa.
- Earned all-conference honors at Central Washington in 2012 as a running back following three years at Colorado.

SAN DIEGO STATE ROSTER

^ Utilizing extra year of eligibility offered by the NCAA due to COVID-19

Alphabetical		Numerical									
No.	Name	Pos.	No.	Name	Pos.	Ht.	Wt.	Yr.	Exp.	Hometown (High School/College)	
71	Afalava, Tuimalu	OL	0	Bryce Phillips	CB	6-0	195	Sr.	TR	Long Beach, Calif. (La Habra High/Tennessee State)	
99	Alualu, Tupu	DL	1	Chris Johnson	CB	6-0	185	Jr.	2L	Eastvale, Calif. (Eleanor Roosevelt High)	
42	Anderson, Brady	LB	2	Jaylon Armstead	RB	5-11	220	Sr.	3L	Los Angeles, Calif. (Serra High)	
2	Armstead, Jaylon	RB	3	Ja'Shaun Poke^	WR	5-10	185	Sr.	TR	Hampton, Ga. (Dutchtown High/West Virginia)	
31	Badie, Jared	EDGE	4	Louis Brown IV	WR	6-2	195	Jr.	TR	South Los Angeles, Calif. (Inglewood High/Colorado State)	
90	• Ban, Arthur	TE	5	Danny O'Neil	QB	6-0	195	Fr.	HS	Indianapolis, Ind. (Cathedral High)	
77	Barron, Briley	OL	5	Owen Chambliss	LB	6-3	230	Fr.	TR	Corona, Calif. (Centennial High/Utah)	
15	• Beasley, Tayvion	CB	6	Javance Tupou'ata-Johnson	QB	6-4	220	Fr.	RS	Oakland, Calif. (Chaminade High)	
90	• Benjamin, Samuel	DL	6	Eric Butler	S	6-2	190	Jr.	2L	Corona, Calif. (Centennial High)	
11	• Bennett, Nate	WR	7	William Nimmo Jr.^	S	6-1	205	Sr.	TR	Corona, Calif. (Mater Dei High/UCLA)	
41	Berman, Jakson	CB	7	Lucky Sutton	RB	6-1	210	So.	SQ	San Diego, Calif. (Cathedral Catholic High)	
13	• Beyer, Tayten	CB	9	Kyle Crum	QB	6-3	195	So.	SQ	Norco, Calif. (Norco High)	
78	Borjon, Joe	OL	9	Dalesean Staley	S	6-1	190	So.	TR	Kansas City, Mo. (Blue Springs High/Northern Iowa)	
4	Brown IV, Louis	WR	10	AJ Duffy	QB	6-2	220	So.	TR	Murrietta, Calif. (Rancho Verde High/Florida State)	
55	Brayden, Bryant	OL	11	JD Coffey III	S	6-0	195	Sr.	1L	Kennedale, Texas (Kennedale High/Texas)	
6	• Butler, Eric	S	11	Nate Bennett	WR	6-3	200	Sr.	TR	Simi Valley, Calif. (Grace Brethren High/Portland State)	
23	• Buxton, Isaiah	CB	12	Jatavious Magee	S	6-1	195	Jr.	2L	Federal Way, Wash. (Federal Way High)	
5	• Chambliss, Owen	LB	13	Tayten Beyer	CB	5-11	180	Fr.	HS	Corona, Calif. (Centennial High)	
64	Chavez, Tyson	LS	13	Tyler Pastula^	P	6-3	220	Sr.	TR	Easton, Pa. (Easton Area High/UAlbany)	
23	• Christon, Kenan	RB	14	Nick Clegg	K	6-1	180	Fr.	HS	Gilbert, Ariz. (Williams Field High)	
61	Chow, Emanuel	DL	14	Phillippe Wesley II	WR	6-0	190	Jr.	1L	Grandview, Mo. (St. Bernard High (Calif.))	
86	• Cianfrini, Will	WR	15	Tayvion Beasley	S	5-11	170	So.	RS	Inglewood, Calif. (St. John Bosco High/Jackson State)	
40	Clay, Krishna	DL	15	Marquez Cooper	RB	5-8	200	Sr.	TR	Gaithersburg, Md. (Quince Orchard High/Ball State)	
14	• Clegg, Nick	K	16	Parker Threatt	QB	6-2	190	Fr.	HS	San Jose, Calif. (Bellarmine College Prep)	
11	• Coffey III, JD	S	16	Jelani Whitmore	CB	6-0	185	Jr.	1L	Rialto, Calif. (Carter High)	
15	• Cooper, Marquez	RB	17	Deshawn McCuin^	S	6-0	200	Sr.	1L	Jacksonville, Texas (Jacksonville High/TCU)	
45	Cornelius, Kodi	DL	18	Jude Wolfe	TE	6-6	245	Sr.	TR	Laguna Hills, Calif. (St. John Bosco High/USC)	
9	• Crum, Kyle	QB	19	Jordan Napier	WR	6-2	200	Fr.	RS	Fontana, Calif. (Jurupa Hills High)	
97	Dalton, Darrion	DL	20	Nick Lopez^	K	6-1	195	Sr.	TR	Huntington Beach, Calif. (Mater Dei High/Louisville)	
29	• Davis, Cam	RB	20	Cincere Rhaney	RB	5-10	200	Fr.	HS	Gardena, Calif. (Junipero Serra High)	
75	Dirksen, Ryan	OL	21	Tano Letuli	LB	6-2	240	So.	TR	San Diego, Calif. (Cathedral Catholic High/Army)	
10	Duffy, AJ	QB	21	Heath McRee	WR	6-0	180	Fr.	HS	Austin, Texas (Westlake High)	
69	Dutcher, Gage	OL	22	Max Garrison	S	5-10	190	So.	1L	Pasadena, Calif. (St. Francis HS)	
29	• Escano, Arnold	CB	23	Isaiah Buxton	CB	6-0	180	Fr.	HS	San Diego, Calif. (Mater Dei High)	
57	Fuimaono, Saipale	OL	23	Kenan Christon^	RB	5-10	190	Sr.	2L	San Diego, Calif. (Madison High/USC)	
86	• Gaea, Ryan	DL	24	Josh Hunter	S	5-9	180	So.	1L	Temecula, Calif. (Mater Dei High)	
26	• Gardinera, Nick	RB	26	Nick Gardinera	RB	5-10	205	So.	SQ	San Diego, Calif. (Scripps Ranch High)	
88	Garretson, Gabe	TE	26	Joshua Goynes	S	5-11	185	Jr.	SQ	Las Vegas, Nev. (Faith Lutheran High)	
22	Garrison, Max	S	27	Jelani McLaughlin	S	6-0	202	Fr.	RS	San Jacinto, Calif. (Citrus Valley High)	
26	• Goynes, Joshua	CB	29	Cam Davis	RB	5-8	175	Jr.	2L	Dallas, Texas (South Oak Cliff High)	
92	Gucake, Malik	EDGE	29	Arnold Escano	CB	5-9	180	Sr.	1L	San Diego, Calif. (Olympian High/Southwestern College)	
35	Hamlet, Xavier	CB	30	Dominic Oliver	EDGE	6-3	250	Jr.	2L	San Jose, Calif. (Valley Christian High)	
34	Harrington, Dean	LB	31	Jared Badie	EDGE	6-3	230	So.	TR	Aurora, Ill. (Oswego East High/Illinois)	
87	Harrison, Mikey	TE	32	Marlem Louis^	EDGE	6-3	255	Sr.	TR	Venice, Fla. (Venice High/Richmond)	
96	Henderson, Ryan	EDGE	33	Ezekiel Larry	EDGE	6-2	255	So.	TR	Palmdale, Calif. (Sierra Canyon High/Yale)	
56	Herman, DJ	LB	34	Dean Harrington	LB	6-2	225	Fr.	HS	Thousand Oaks, Calif. (Thousand Oaks High)	
39	Herranen, Eemil	P	35	Xavier Hamlet	CB	5-10	175	Sr.	RS	San Diego, Calif. (Lincoln High/Grossmont College)	
62	Holec, Kai	OL	36	Prince Williams	CB	6-1	185	Fr.	HS	Westlake Village, Calif. (Oaks Christian High)	
24	Hunter, Josh	S	37	Jason Mitchell	CB	6-3	175	Fr.	HS	Los Angeles, Calif. (St. John Bosco High)	
1	Johnson, Chris	CB	38	Kurt Rossner	WR	6-4	195	Fr.	HS	Littleton, Colo. (Heritage High)	
70	Jones, Christian	OL	39	Eemil Herranen	P	6-3	190	Jr.	TR	Helsinki, Finland (Del Norte High/Northern Arizona)	
71	Kattoula, Nikolas	OL	40	Krishna Clay	DL	6-2	280	So.	TR	Vacaville, Calif. (Wood High/College of San Mateo)	
52	Kendricks, Jayden	LB	41	Jakson Berman	S	5-11	190	So.	TR	San Jose, Calif. (Valley Christian High/Washington)	
33	Larry, Ezekiel	EDGE	42	Brady Anderson	LB	6-2	230	Jr.	2L	Bakersfield, Calif. (Liberty High)	
21	• Letuli, Tano	LB	44	Kyle Moretti	LB	6-2	240	Sr.	TR	Arvada, Colo. (Pomona High/Central Michigan)	
20	• Lopez, Nick	K	45	Kodi Cornelius	DL	6-1	290	Fr.	HS	Petaluma, Calif. (Casa Grande High)	
32	Louis, Marlem	EDGE	46	Gabriel Plascencia	K	6-0	230	Jr.	RS	Oakland, Calif. (Bishop O'Dowd High/College of San Mateo)	
12	Magee, Jatavious	S	47	Trey White	EDGE	6-2	245	So.	1L	San Diego, Calif. (Eastlake High)	
85	McClure, Jerry	WR	49	Zechariah Ramirez	P	5-10	175	So.	1L	Upland, Calif. (Upland High)	
17	McCuin, Deshawn	S	50	Ryan Wintermeyer	LS	6-1	220	Sr.	3L	Scottsdale, Ariz. (Cactus Shadows High)	
27	McLaughlin, Jelani	S	52	Jayden Kendricks	LB	6-2	225	So.	SQ	Chula Vista, Calif. (Eastlake High)	
65	McMahan, Tyler	OL	53	Myles Murao	OL	6-3	305	Jr.	1L	Torrance, Calif. (Mater Dei High/Washington)	
21	• McRee, Heath	WR	54	Jake Sinz	LB	6-1	220	Fr.	RS	Temecula, Calif. (Temecula Valley High)	
37	Mitchell, Jason	CB	55	Brayden Bryant	OL	6-2	305	Sr.	TR	Ardmore, Okla. (Ardmore High/North Dakota)	
91	Mitchell, Keion	DL	56	DJ Herman	LB	6-2	235	Jr.	2L	Las Vegas, Nev. (Bishop Gorman High)	
58	Moon, Cody	LB	57	Saipale Fuimaono	OL	6-4	310	Jr.	TR	Auto, American Samoa (Fagaitua High/Allan Hancock College)	
44	Moretti, Kyle	LB	58	Cody Moon	LB	6-4	225	Sr.	1L	Albuquerque, N.M. (Volcano Vista High/New Mexico)	
53	Murao, Myles	OL	59	Danny Niu	LB	5-11	225	Fr.	HS	East Palo Alto, Calif. (Serra High)	
19	Napier, Jordan	WR	60	Connor Poulson	LS	5-11	190	Fr.	HS	Danville, Calif. (San Ramon Valley High)	
93	Nassar, Brady	EDGE	61	Emanuel Chow	DL	6-1	280	Fr.	HS	Los Angeles, Calif. (King/Drew Magnet High)	

^ Utilizing extra year of eligibility offered by the NCAA due to COVID-19

Numerical

No.	Name	Pos.	Ht.	Wt.	Yr.	Exp.	Hometown (High School/College)
62	Kai Holec	OL	6-7	315	Fr.	HS	Seattle, Wash. (O'Dea High)
63	Ross Ulugalu-Maseuli	OL	6-4	320	Jr.	2L	San Diego, Calif. (Mater Dei High)
64	Tyson Chavez	LS	6-2	235	Jr.	SQ	San Marcos, Calif. (Mission Hills High)
65	Tyler McMahan	OL	6-5	300	Jr.	TR	Sutter Creek, Calif. (Amador High/Modesto Junior College)
66	Charlie Stewart	EDGE	6-1	225	Jr.	TR	Los Angeles, Calif. (St. Francis High/Glendale Community College)
67	Tiumalu Afalava	DL	6-2	280	Fr.	TR	Baldwin Park, Calif. (Bishop Amat High/California)
69	Gage Dutcher	OL	6-2	285	Fr.	RS	Westlake Village, Calif. (Oaks Christian High)
70	Christian Jones	OL	6-8	330	Jr.	2L	San Luis Obispo, Calif. (San Luis Obispo High)
71	Nikolas Kattoula	OL	6-5	280	Fr.	HS	San Diego, Calif. (Francis Parker High)
74	Nate Williams^	OL	6-6	310	Sr.	TR	Utica, Ohio (Newark Catholic High/Akron)
75	Ryan Dirksen	OL	6-6	300	Jr.	SQ	Vancouver, Wash. (Central Catholic High/Butte College)
77	Briley Barron	OL	6-4	310	Fr.	RS	Texarkana, Texas (Texas High)
78	Joe Borjon	OL	6-8	330	Jr.	TR	La Puente, Calif. (Nogales High/Arizona)
81	Mikey Welsh	WR	5-9	170	So.	1L	Servite, Calif. (Servite High)
82	Bobby Shaw	WR	6-2	180	Fr.	HS	Pittsburg, Calif. (Pittsburg High)
83	Mekhi Shaw	WR	5-11	185	Sr.	3L	San Diego, Calif. (Scripps Ranch High)
84	Ben Scolari	WR	6-3	185	Fr.	HS	Reno, Nev. (Bishop Manogue High)
85	Jerry McClure	WR	6-1	200	Fr.	TR	Coronado, Calif. (Mater Dei High/UCLA)
86	Will Cianfrini	WR	6-4	190	Fr.	HS	Galveston, Texas (Carlsbad High (Calif.))
86	Ryan Gaea	DL	6-4	260	Fr.	HS	Stockton, Calif. (St. Mary's High)
87	Michael Harrison	TE	6-3	230	Sr.	TR	San Francisco, Calif. (St. Ignatius College Prep/Colorado)
88	Gabe Garretson	TE	6-4	240	So.	TR	Chico, Calif. (Pleasant Valley High/Butte College)
90	Arthur Ban	TE	6-5	220	Fr.	HS	Vancouver, Wash. (Evergreen High)
90	Sam Benjamin	DL	6-5	285	Jr.	TR	Oro Valley, Ariz. (Ironwood Ridge High/Arizona State)
91	Keion Mitchell	DL	6-4	275	Jr.	1L	Framingham, Mass. (Framingham High)
92	Malik Gucake	EDGE	6-3	240	Jr.	TR	Sacramento, Calif. (Sheldon High/Sacramento City College)
93	Brady Nassar	EDGE	6-5	265	So.	1L	Pleasanton, Calif. (Amador Valley High)
94	Teivis Tuoti	DL	6-4	290	Sr.	TR	Laei, Hawai'i (Southeast High (Neb.)/Colorado State)
95	Ryan Wolfer	TE	6-5	235	Fr.	HS	Peoria, Ariz. (Liberty High)
96	Ryan Henderson	EDGE	6-3	255	So.	1L	Las Vegas, Nev. (Canyon Springs High)
97	Darrion Dalton	DL	6-3	275	Jr.	SQ	Apple Valley, Minn. (Saguaro High (Ariz.))
98	Zone Wierenga	EDGE	6-3	230	Jr.	TR	Chandler, Ariz. (Chandler High/City College of San Francisco)
99	Tupu Alualu^	DL	6-1	280	Sr.	1L	Honolulu, Hawaii (Moanalua High/Mt. SAC)

Alphabetical

No.	Name	Pos.
7	Nimmo Jr., William	S
59	Niu, Danny	LB
5	O'Neil, Danny	QB
30	Oliver, Dominic	EDGE
13	Pastula, Tyler	P
0	Phillips, Bryce	CB
46	Plascencia, Gabriel	K
3	Poke, Ja'Shaun	WR
60	Poulson, Connor	LS
49	Ramirez, Zechariah	K/P
20	Rhaney, Cincere	RB
38	Rossner, Kurt	WR
84	Scolari, Ben	WR
82	Shaw, Bobby	WR
83	Shaw, Mekhi	WR
54	Sinz, Jake	LB
9	Staley, Dalsean	S
66	Stewart, Charlie	EDGE
7	Sutton, Lucky	RB
16	Threatt, Parker	QB
94	Tuotit, Teivis	DL
6	Tupou'ata-Johnson, Javance	QB
63	Ulugali-Maseuli, Ross	OL
98	Wierenga, Zone	EDGE
81	Welsh, Mikey	WR
14	Wesley, Phillippe	WR
47	White, Trey	EDGE
16	Whitmore, Jelani	CB
74	Williams, Nate	OL
36	Williams, Prince	S
50	Wintermeyer, Ryan	LS
18	Wolfe, Jude	TE
95	Wolfer, Ryan	TE

• - Duplicate Number

COACHING STAFF

Sean Lewis (Wisconsin '07), Head Coach, 1st season; **Zac Barton** (Bloomsburg Univ. '06, Winona State '09), Associate Head Coach/Special Teams Coordinator; **Eric Schmidt** (North Dakota '02) Defensive Coordinator/Linebackers, 1st season; **Laneer Sampson** (Baylor '12, Syracuse '18) Pass Game Coordinator/Wide Receivers; **Mike Schmidt** (San Diego State '09), Run Game Coordinator/Offensive Line, 1st season in second stint/12th season overall at SDSU; **Rob Aurich** (Minnesota Duluth '10, Bemidji State '15) Defensive Edges, 1st season; **Darian Hagan** (Colorado '96) Running Backs, 1st season; **Matt Johnson** (Bowling Green '16) Quarterbacks, 1st season; **David Lose** (Oregon State '04, Washington State '14) Defensive Line, 1st season; **C.J. McGorisk** (Michigan '16) Safeties, 1st season; **Demetrius Sumler** (Colorado '11), Cornerbacks, 7th season/9th overall; **Ryan Lindley** (San Diego State '11) Senior Offensive Analyst, 1st season/3rd season overall at SDSU; **Steve Huber** (North Dakota, '98), Defensive Analyst, 1st season; **Tahj Capehart** (Arizona '20) Graduate Assistant, 1st season/2nd season overall at SDSU; **Jayden Dawson** (Idaho State '21) Graduate Assistant, 1st season; **Parker Houston** (San Diego State '19) Graduate Assistant, 2nd season; **Tyson Maeva** (FIU '20) Graduate Assistant, 1st season; **Ruben Pena** (Hawaii '15), Director of Operations, 6th season as director of operations/7th overall; **Jeff Sobol** (Eastern Illinois '08) Head of Football Performance, 1st season; **Chris Jurek** (Cincinnati, '09) Assistant Strength & Conditioning, 8th season

PRONUNCIATION GUIDE

No. 3 Ja'Shaun Poke	jay-shawn pohk
No. 4 Louis Brown IV	lew-is
No. 6 Javance Tupou'ata-Johnson	Too-poo-aw-tah
No. 7 William Nimmo	knee-mo
No. 9 Dalsean Staley	dayl-shawn
No. 14 Phillippe Wesley II	fuh-leap
No. 17 Deshawn McQuin	mc-queue-en
No. 21 Tano Letuli	taw-no leh-tool-ee
No. 29 Arnold Escano	es-cawn-yo

No. 31 Jared Badie	bay-dee
No. 53 Myles Murao	murr-ow
No. 57 Saipale Fuimaono	psy-paul-eh fwee-maw-oh-know
No. 59 Danny Niu	knee-oo
No. 63 Ross Ulugalu-Maseuli	oo-loo-gaw-loo mah-say-oo-lee
No. 67 Tiumala Afalava	tee-u-mah-loo off-ah-lava
No. 78 Joe Borjon	bore-zhon
No. 83 Mekhi Shaw	mah-KYE
No. 92 Malik Gucake	muh-leek goo-caw-key

No. 94 Teivis Tuoti	tay-viss too-ee-oh-tee
No. 99 Tupu Alualu	ah-loo-ah-loo

Laneer Sampson	luh-near
Rob Aurich	OAR-itch
David Lose	low-say

SDSU TWO-DEEP vs. AIR FORCE

^ Utilizing extra year of eligibility offered by the NCAA due to COVID-19; **Players in red** are returning starters from the 2023 season. Underlined players are newcomers or freshmen who redshirted last year.

OFFENSE

LEFT TACKLE (LT)	GP	GS
70 Christian Jones, 6-9, 315, Jr.**	36	17
57 Saipale Fuimaono, 6-4, 310, Jr.-TR	6	0

LEFT GUARD (LG)	GP	GS
63 Ross Ulugalu-Maseuli, 6-4, 315, Jr.**	30	27
75 Ryan Dirksen, 6-6, 300, Jr.-RS	9	0

CENTER (C)	GP	GS
55 Brayden Bryant, 6-2, 305, Sr.-TR	25	21
77 Briley Barron, 6-4, 310, Fr.-RS	5	0

RIGHT GUARD (RG)	GP	GS
65 Tyler McMahon, 6-5, 300, Jr.-TR	10	8
75 Ryan Dirksen, 6-6, 300, Jr.-RS	9	0

RIGHT TACKLE (RT)	GP	GS
74 Nate Williams, 6-6, 310, Sr.-TR^	45	38
57 Saipale Fuimaono, 6-4, 310, Jr.-TR	6	0

TIGHT END (Y)	GP	GS
18 Jude Wolfe, 6-6, 245, Sr.-TR^	42	8
87 Michael Harrison, 6-3, 220, Sr.-TR	47	9

TIGHT END (U)	GP	GS
88 Gabe Garretson, 6-4, 240, So.-TR	3	0
90 Arthur Ban, 6-5, 220, Fr.-HS	1	0

QUARTERBACK (QB)	GP	GS
5 Danny O'Neil, 6-0, 195, Fr.	10	10
6 Javance Tupou'ata-Johnson, 6-4, 220, Fr.-RS	4	1

RUNNING BACK (RB)	GP	GS
15 Marquez Cooper, 5-8, 200, Sr.-TR^	52	51
29 Cam Davis, 5-8, 175, Jr.**	33	0
or 2 Jaylon Armstead, 5-11, 220, Sr.***	34	4
or 7 Lucky Sutton, 6-1, 210, So.-SQ	8	0

WIDE RECEIVER (1)	GP	GS
83 Mekhi Shaw, 5-11, 185, Sr.***	46	18
85 Jerry McClure, 6-1, 200, Fr.-RS	5	0

WIDE RECEIVER (2)	GP	GS
19 Jordan Napier, 6-2, 200, Fr.-RS	15	1

WIDE RECEIVER (3)	GP	GS
3 Ja'Shaun Poke, 5-10, 185, Sr.-TR^	48	27

WIDE RECEIVER (4)	GP	GS
4 Louis Brown IV, 6-2, 195, Jr.-TR	32	15
11 Nate Bennett, 6-3, 200, Sr.-TR	44	42

SPECIAL TEAMS

PUNTER (P)	GP	GS
13 Tyler Pastula, 6-3, 220, Sr.-TR^	53	53
39 Emil Herranen, 6-4, 195, Jr.-TR	22	15

PLACEKICKER (PK)	GP	GS
46 Gabriel Plascencia, 6-0, 230, Jr.	13	9
20 Nick Lopez, 6-1, 195, Sr.-TR^	9	2

KICKOFFS (KO)	GP	GS
46 Gabriel Plascencia, 6-0, 230, Jr.	13	11
20 Nick Lopez, 6-1, 195, Sr.-TR^	9	1

HOLDER (H)	GP	GS
13 Tyler Pastula, 6-3, 220, Sr.-TR^	53	53

DEFENSE

FIELD EDGE (EDGE)	GP	GS
32 Marlem Louis, 6-3, 255, Sr.-TR^	53	30
96 Ryan Henderson, 6-3, 255, So.*	20	1

NOSE TACKLE (NT)	GP	GS
99 Tupu Alualu, 6-1, 280, Sr.**	23	17
94 Teivis Tuioti, 6-4, 300, Sr.-TR	26	5

DEFENSIVE TACKLE (DT)	GP	GS
40 Krishna Clay, 6-2, 280, So.-TR	11	11
90 Sam Benjamin, 6-5, 285, Jr.-TR	19	4

RUSH EDGE (EDGE)	GP	GS
47 Trey White, 6-2, 245, So.*	26	12
30 Dominic Oliver, 6-3, 250, Jr.**	32	1

STRONGSIDE LINEBACKER (SAM)	GP	GS
21 Tano Letuli, 6-2, 240, So.-TR	20	9
56 DJ Herman, 6-2, 235, Jr.**	35	2

WEAKSIDE LINEBACKER (WILL)	GP	GS
44 Kyle Moretti, 6-2, 240, Sr.-TR	45	25
58 Cody Moon, 6-3, 210, Sr.*	47	15
or 42 Brady Anderson, 6-2, 230, Jr.**	34	1

"STUD" (NICKEL/FORMER AZTEC)	GP	GS
17 Deshawn McCuin, 6-0, 200, Sr.**	43	10
24 Josh Hunter, 5-9, 180, So.*	24	5

LEFT CORNERBACK (LCB)	GP	GS
1 Chris Johnson, 6-0, 185, Jr.**	35	11
16 Jelani Whitmore, 6-1, 185, Jr.*	23	0

FREE SAFETY (FS)	GP	GS
6 Eric Butler, 6-2, 190, Jr.**	34	10
7 William Nimmo Jr., 6-1, 205, Sr.-TR^	47	2

ROVER (SS)	GP	GS
9 Dalesean Staley, 6-1, 190, So.-TR	24	20
11 JD Coffey III, 6-0, 195, Sr.*	33	3

RIGHT CORNERBACK (RCB)	GP	GS
0 Bryce Phillips, 6-0, 195, Sr.-TR	33	33
15 Tayvion Beasley, 5-11, 170, So.-RS	20	0

START CHART (OFF./DEF.)

Offense	2024	Streak	Career
Marquez Cooper, RB	11	43	52
Nate Bennett, WR	11	11	42
Nate Williams, OL	11	35	38
Ross Ulugalu-Maseuli, OL	11	11	27
Ja'Shaun Poke, WR	10	2	27
Brayden Bryant, OL	11	11	21
Mekhi Shaw, WR	5	5	18
Christian Jones, OL	11	11	17
Louis Brown IV, WR	6	0	15
Kenan Christon, RB	0	0	13
Danny O'Neil, QB	10	8	10
Michael Harrison, TE	3	1	9
Tyler McMahon, OL	8	8	8
Jude Wolfe, TE	8	0	8
Myles Murao, OL	2	0	8
Joseph Borjon, OL	1	0	4
Jaylon Armstead, RB	0	0	4
Phillippe Wesley, WR	0	0	3
Jordan Napier, WR	1	0	1
Javance Tupou'ata-Johnson, QB	1	0	1
Cam Davis, RB	0	0	1

Defense	2024	Streak	Career
Bryce Phillips, CB	11	33	33
Marlem Louis, EDGE	3	0	30
Kyle Moretti, LB	3	1	25
Dalesean Staley, S	9	6	20
Tupu Alualu, DL	5	2	17
Cody Moon, LB	1	0	15
Trey White, EDGE	11	12	12
Krishna Clay, DL	11	11	11
Chris Johnson, CB	11	11	11
Eric Butler, S	10	8	10
Deshawn McCuin, S	8	3	10
Tano Letuli, LB	9	5	9
Brady Nassar, DL	7	4	7
Owen Chambliss, LB	7	0	7
Teivis Tuioti, DL	5	0	6
Josh Hunter, S	4	0	5
Sam Benjamin, DL	4	0	4
JD Coffey III, S	2	0	3
Ezekiel Larry, EDGE	0	0	3
DJ Herman, LB	2	0	2
William Nimmo, Jr., S	1	0	2
Ryan Henderson, EDGE	1	0	1
Dominic Oliver, EDGE	1	0	1
Brady Anderson, LB	0	0	1
William Nimmo Jr., S	0	0	1

Career Starts (Off/Def)	'19	'20	'21	'22	'23	'24	Total
Marquez Cooper, RB	-	4	13	12	12	11	52
Nate Bennett, WR	-	0	11	11	9	11	41
Nate Williams, OL	-	-	4	12	11	11	37
Bryce Phillips, CB	-	-	-	11	11	11	33
Marlem Louis, EDGE	RS	0	4	10	13	3	30
Ross Ulugalu-Maseuli, OL	-	-	RS	6	10	11	27
Ja'Shaun Poke, WR	0	4	8	5	0	10	27
Kyle Moretti, LB	-	-	1	12	9	3	25
Brayden Bryant, OL	-	-	-	10	0	11	21
Dalesean Staley, S	-	-	-	RS	11	9	20
Mekhi Shaw, WR	-	RS	1	5	7	5	18
Christian Jones, OL	-	-	RS	0	6	11	17
Tupu Alualu, DL	-	-	-	-	12	5	17
Louis Brown IV, WR	-	-	-	2	7	6	15
Cody Moon, LB	-	RS	0	9	5	1	15
Kenan Christon, RB	3	0	0	0	10	0	13
Trey White, EDGE	-	-	-	RS	1	11	12
Krishna Clay, DL	-	-	-	-	-	11	11
Chris Johnson, CB	-	-	-	0	0	11	11
Danny O'Neil, QB	-	-	-	-	-	10	10
Eric Butler, S	-	-	-	0	0	10	10
Deshawn McCuin, S	RS	0	1	0	2	7	10
Tano Letuli, LB	-	-	-	-	0	9	9
Michael Harrison, TE	-	0	0	2	4	3	9
Myles Murao, OL	-	-	RS	0	6	2	8
Jude Wolfe, TE	RS	0	0	0	0	8	8
Tyler McMahon, RG	-	-	-	-	-	8	8
Owen Chambliss, LB	-	-	-	-	RS	7	7
Brady Nassar, DL	-	-	-	-	0	7	7
Teivis Tuioti, DL	-	RS	0	0	0	5	5
Josh Hunter, S	-	-	-	RS	5	0	5
Sam Benjamin, DL	-	-	-	0	0	4	4
Joseph Borjon, OL	-	-	-	0	3	1	4
Jaylon Armstead, RB	-	RS	0	2	2	0	4
JD Coffey III, S	-	-	0	0	1	2	3
Ezekiel Larry, EDGE	-	-	-	RS	3	0	3
Phillippe Wesley, WR	-	-	RS	0	3	0	3
DJ Herman, LB	-	-	-	0	0	2	2
William Nimmo Jr., S	-	0	0	0	1	1	2
Jordan Napier, WR	-	-	-	-	RS	1	1
Javance Tupou'ata-Johnson, QB	-	-	-	-	RS	1	1
Ryan Henderson, EDGE	-	-	-	-	0	1	1
Dominic Oliver, EDGE	-	-	-	-	0	1	1
Brady Anderson, LB	-	-	0	RS	1	0	1
Cam Davis, RB	-	RS	0	1	0	1	1

See starter notes on pg. 12

Game 1

A&M-COMMERCE	0	6	8	0	-	14
SAN DIEGO STATE	3	0	21	21	-	45

Aug. 31 | Snapdragon Stadium | San Diego, Calif. | 5:05 p.m. PT | Attendance: 25,180



TEAM STATISTICS

	TAMUC	SDSU
FIRST DOWNS	17	23
Rushing	7	12
Passing	3	8
Penalty	7	3
NET YARDS RUSHING	63	254
Rushing Attempts	34	40
Average Per Rush	1.9	6.4
Rushing Touchdowns	1	2
Yards Gained Rushing	106	281
Yards Lost Rushing	43	27
NET YARDS PASSING	117	214
Completions-Attempts-Int	18-25-1	22-33-0
Average Per Attempt	4.7	6.5
Average Per Completion	6.5	9.7
Passing Touchdowns	1	2
TOTAL OFFENSE YARDS	180	468
Total offense plays	59	73
Average Gain Per Play	3.1	6.4
Fumbles: Number-Lost	3-2	1-0
Penalties: Number-Yards	15-124	16-149
PUNTS-YARDS	6-253	3-110
Average Yards Per Punt	42.2	36.7
Net Yards Per Punt	41.7	32
Inside 20	1	0
50+ Yards	0	0
Touchbacks	0	0
Fair catch	3	1
KICKOFF-YARDS	3-177	8-474
Average Yards Per Kickoff	59.0	59.2
Net Yards Per Kickoff	43.7	40.5
Touchbacks	0	2
Fair Catch Yards	0	0
Punt returns: Number-Yards-TD	1-14-0	2-3-0
Average Per Return	14.0	1.5
Kickoff returns: Number-Yds-TD	5-79-0	3-46-0
Average Per Return	15.8	15.3
Interceptions: Number-Yds-TD	0-0-0	1-45-1
Fumble Returns: Number-Yds-TD	0-0-0	1-0-1
Miscellaneous Yards	0	0
Possession Time	31:28	28:32
1st Quarter	6:13	8:47
2nd Quarter	9:08	5:52
3rd Quarter	10:05	4:55
4th Quarter	6:02	8:58
Third-Down Conversions	4-12	6-15
Fourth-Down Conversions	1-2	2-4
Red-Zone Scores-Chances	2-2	2-3
Touchdowns	2	2
Field goals	0	0
Sacks By: Number-Yards	2-17	4-13
PAT Kicks	0-1	4-5
2Pts Conversions	1-1	1-1
Field Goals	0-0	1-2
Points off Turnover	0	13

▶▶ GAME NOTES

Big Notes

- Tonight was the first victory as San Diego State's head coach by Sean Lewis.
- Danny O'Neil became the first true freshman quarterback in SDSU's Division I era (since 1969) to earn a start in a season-opener.
- O'Neil is the third true freshman quarterback in San Diego State's DI era to earn a start and is the second to pick up a win in his first start (also Spencer Brinton on Oct. 25, 1997 - SDSU 10, Hawai'i 3).
- The Aztecs scored 45 points tonight. In SDSU's two previous games that it started a true freshman quarterback for the first time, San Diego State combined for 23 points (10 vs. Hawai'i on Oct. 25, 1997 and 13 at Fresno State on Oct. 3, 2014).
- Marquez Cooper rushed for 223 yards, the first 200-yard game since Rashaad Penny had 221 vs. Army West Point in the 2017 Armed Forces Bowl on Dec. 23.
- The 223 rushing yards were the most by an Aztec since Penny had a career-high 234 at San Jose State on Nov. 4, 2017.
- San Diego State's 45 points were its most in a game since scoring 48 vs. Towson on Sept. 25, 2021.
- The Aztecs' 45 points were their most in a game played in San Diego since scoring 55 vs. Hawai'i on Nov. 5, 2016 (also a Snapdragon Stadium record).
- SDSU improved to 57-2 the last 59 times it has rushed for at least 200 yards and is 54-1 in its last 55 regular-season games when rushing for 200-plus yards.
- SDSU had two defensive touchdowns in the same game for the first time since Nov. 5, 2016 vs. Hawai'i.
- San Diego State won its 34th straight game when forcing at least three turnovers.
- The Aztecs won their 11th consecutive game when not committing a turnover.

Season-Opening Notes

- San Diego State improved to 55-42-5 all-time in season openers.
- The Aztecs improved to 47-17-4 in home season openers.
- SDSU improved to 27-8 when opening up its season at home in its Division I era.

Second Half Surge Propels SDSU Past TAMC, 45-14

SAN DIEGO -- Marquez Cooper rushed for 223 yards and two touchdowns to power San Diego State to a 45-14 victory over Texas A&M-Commerce on Saturday at Snapdragon Stadium, giving Sean Lewis a victory in his inaugural game as the Aztecs' head coach.

In addition, the SDSU defense scored a pair of touchdowns off turnovers in the second half to help erase a 6-3 deficit at intermission and thwart the Lions' upset bid.

Cooper, who carried 27 times in his SDSU debut after transferring from Ball State, posted the highest rushing total by an Aztec since Rashaad Penny gained 253 yards at Hawai'i on Oct. 28, 2017.

Cooper's 47-yard scoring run on SDSU's first drive of the third quarter was the first of three touchdowns in a five-minute span, igniting a 42-8 blitz to give the Scarlet and Black its highest point-total since a 48-21 triumph over Towson on Sept. 25, 2021, in Carson, California.

Just two plays later on the ensuing possession, Trey White blitzed and forced a fumble by TAMUC quarterback Eric Rodriguez before Tano Letuli fell on the loose ball in the end zone for six additional points. The conversion attempt was unsuccessful, but the Aztecs found themselves suddenly in control at 16-6.

After limiting the Lions to one first down, SDSU flashed its big-play capability once again when freshman quarterback Danny O'Neil threaded a 44-yard touchdown pass to Louis Brown IV on the third play of the subsequent drive, while Michael Harrison swept around right end moments later for a two-point conversion, increasing the advantage to 24-6.

TAMUC responded with an eight-play, 65-yard scoring march, capped by Rodriguez's touchdown pass to Drew Allison from six yards out. JaiSean McMillian hauled in the two-point conversion pass, trimming the margin to 24-14.

On the first play of the fourth quarter, Cooper plowed seven yards up the middle for his second touchdown of the night to punctuate a seven-play, 95-yard advance.

It didn't take long for another round of fireworks to ignite, as JD Coffey III picked off an errant Rodriguez pass on the third play of TAMUC's ensuing possession and rambled 45 yards for a touchdown to extend the lead to 38-14.

Following a punt, O'Neil quickly directed the Aztecs on their final scoring drive of the game, covering 79 yards on seven plays highlighted by an eight-yard touchdown strike to Jordan Napier with 6:57 left in the game.

Making his collegiate debut, O'Neil completed 22 of 33 passes for 214 yards.

Ja'Shaun Poke led the Aztec receiving corps with six catches for 30 yards, while Brown had three catches for 91 yards.

Overall, SDSU rushed for 254 yards in the contest, improving to 57-2 in its last 59 games when gaining 200 yards or more on the ground.

However, the Scarlet and Black started slowly, mustering a lone field goal in the first half, as Gabriel Plascencia split the uprights from 50 yards out with 28 seconds left in the opening period.

Late in the second quarter, the Lions drove 75 yards in 10 plays, with EJ Oakmon barreling in from a yard out to give the visitors their only lead of the game.

Despite trailing in time of possession (31:28 to 28:32), the Aztec defense holding TAMUC to just 180 yards in total offense in 59 plays.

>>SCORING SUMMARY

Qtr	Time	Team	Scoring Play	Plays-Yds	TOP	Score
1st	0:28	SDSU	Plascencia 50-yd field goal	16-48	5:27	3-0
2nd	0:59	AMC	Oakmon 1-yd run (PAT missed)	10-75	4:08	3-6
3rd	11:34	SDSU	Cooper 47-yd run (PAT good)	6-66	1:54	10-6
3rd	10:47	SDSU	Letuli fumble recovery in endzone (PAT missed)	-	-	16-6
3rd	6:36	SDSU	Brown IV 44-yd pass f/O'Neil (2-pt good)	3-62	4:18	24-6
3rd	2:17	AMC	Allison 6-yd pass f/Rodriguez (2-pt good)	88-65	4:18	24-14
4th	14:55	SDSU	Cooper 7-yd run (PAT good)	7-95	2:17	31-14
4th	13:48	SDSU	Coffey III 45-yd interception (PAT good)	-	-	38-14
4th	6:57	SDSU	Napier 8-yd pass f/O'Neil (PAT good)	7-79	4:28	45-14

INDIVIDUAL STATISTICS

>>TEXAS A&M-COMMERCE

Rushing	Att	Yds	TD	Long	Avg
Oakmon	8	30	1	8	3.8
McMillian	6	22	0	6	3.7
Peace	6	21	0	9	3.5
Jackson	5	18	0	8	3.6
Frasch	1	2	0	2	2.0
Rodriguez	7	-3	0	5	-0.4
TEAM	1	-27	0	0	-27.0
Totals	34	63	1	9	1.9

Passing	C-A-I	Yds	TD	Long	Sack
Rodriguez	14-20-1	105	1	29	3
Peace	4-5-0	12	0	5	1
Totals	18-25-1	117	1	29	4

Receiving	No.	Yds	TD	Long
Daniels	3	16	0	8
Wilson	3	10	0	5
Bilbo	2	35	0	27
Sallis	2	31	0	29
Proctor	2	9	0	9
Jourdain	1	7	0	7
Allison	1	6	1	6
Sweeting	1	4	0	4
Garmon	1	-4	0	0
Totals	18	117	1	29

>>SAN DIEGO STATE

Rushing	Att	Yds	TD	Long	Avg
Cooper	27	223	2	47	8.3
O'Neil	5	18	0	28	3.6
Armstead	5	9	0	7	1.8
Tupou'ata-Johnson	1	7	0	7	7.0
Sutton	1	3	0	3	3.0
Poke	1	-6	0	0	-6.0
Totals	40	254	2	47	6.5

Passing	C-A-I	Yds	TD	Long	Sack
O'Neil	22-33-0	214	2	44	2
Totals	22-33-0	214	2	44	2

Receiving	No.	Yds	TD	Long
Poke	6	30	0	9
Brown IV	3	91	1	44
Napier	3	40	1	29
Harrison	3	22	0	9
Wolfe	3	14	0	6
Cooper	3	10	0	9
Brooks	1	7	0	7
Totals	22	214	2	44

Game 2

OREGON STATE	7	0	0	14	-	21
SAN DIEGO STATE	0	0	0	0	-	0

Sept. 7 | Snapdragon Stadium | San Diego, Calif. | 7:37 p.m. PT | Attendance: 25,318



TEAM STATISTICS

	OSU	SDSU
FIRST DOWNS	23	7
Rushing	14	1
Passing	8	5
Penalty	1	1
NET YARDS RUSHING	237	72
Rushing Attempts	51	25
Average Per Rush	4.6	2.9
Rushing Touchdowns	2	0
Yards Gained Rushing	242	81
Yards Lost Rushing	5	9
NET YARDS PASSING	183	107
Completions-Attempts-Int	17-27-0	11-24-0
Average Per Attempt	6.8	4.5
Average Per Completion	10.8	9.7
Passing Touchdowns	1	0
TOTAL OFFENSE YARDS	420	179
Total offense plays	78	49
Average Gain Per Play	5.4	3.7
Fumbles: Number-Lost	0-0	1-1
Penalties: Number-Yards	6-65	8-80
PUNTS-YARDS	5-171	8-344
Average Yards Per Punt	34.2	43.0
Net Yards Per Punt	33.4	39.9
Inside 20	3	3
50+ Yards	0	3
Touchbacks	0	0
Fair catch	1	2
KICKOFF-YARDS	4-260	1-65
Average Yards Per Kickoff	65.0	65.0
Net Yards Per Kickoff	40	40
Touchbacks	4	1
Fair Catch Yards	0	0
Punt returns: Number-Yards-TD	3-21-0	2-4-0
Average Per Return	7.0	2.0
Kickoff returns: Number-Yds-TD	0-0-0	0-0-0
Average Per Return	0.0	0.0
Interceptions: Number-Yds-TD	0-0-0	0-0-0
Fumble Returns: Number-Yds-TD	0-0-0	0-0-0
Miscellaneous Yards	0	0
Possession Time	41:07	18:53
1st Quarter	9:56	5:04
2nd Quarter	9:37	5:23
3rd Quarter	12:45	2:15
4th Quarter	8:49	6:11
Third-Down Conversions	9-19	2-12
Fourth-Down Conversions	2-3	0-1
Red-Zone Scores-Chances	2-2	0-1
Touchdowns	2	0
Field goals	0	0
Sacks By: Number-Yards	1-5	0-0
PAT Kicks	3-3	0-0
Field Goals	0-2	0-0
Points off Turnover	7	0

▶▶ GAME NOTES

Series Notes

- San Diego State fell to 2-5 all-time against Oregon State.
- The Aztecs are 1-2 vs. the Beavers at home.
- SDSU has lost the last five games in the series after winning the first two in 1972 and 1975.

Team Notes

- San Diego State was shut out for just the third time in the last 219 games (streak started on Nov. 25, 2006).
- The Aztecs were shut out by a Pac-12 school for the first time since Sept. 18, 1982 at California (L, 28-0).
- The Aztecs allowed a first-quarter touchdown for just the second time in the last 11 games.
- SDSU has gone 17 straight games without allowing more than seven points in the first quarter and has allowed seven or fewer points in 25 of the last 26 first quarters.

Player Notes

- * **Marquez Cooper, Sr., RB (13 att., 53 yds., 0 TD | 2 rec., 19 yds.):** Now has 4,132 rushing yards for his career, which is tied with Louisville's Lamar Jackson (2015-17) for the 115th most in NCAA FBS history (according to SportsReference.com).
- * **Chris Johnson, Jr., CB (9 tackles (7 solo), 1 PBU):** Led the team in tackles for the first time of his career ... His nine tackles were a career high.
- * **Tyler Pastula, Sr., P (7 P, 48.6 avg., 3 120, 3 50+, 63 LG):** Averaged 48.6 yards per punt, which is his career high (min. 4 punts) ... Three of his punts went over 50 yards including a long of 63 yards ... Three of his punts also landed inside the 20-yard line.

Aztecs Fall to Oregon State

SAN DIEGO -- San Diego State was unable to stop Oregon State's rushing attack in a 21-0 loss Saturday night at Snapdragon Stadium.

Jam Griffin and Anthony Hankerson each ran for a touchdown for the Beavers (2-0), who combined for 237 yards on the ground.

OSU outgained the Aztecs (1-1), 420-179, overall, for the game, and had 23 first downs to SDSU's 7. Oregon State, which also received a late touchdown pass from Gevanni McCoy to Bryce Caufield, also more than doubled up San Diego State in terms of time of possession at 41:07-18:53.

After forcing a three-and-out, the Beavers went to work on their opening drive, going 53 yards on just five plays, culminating with a 16-yard touchdown run by Griffin.

OSU used up 6:53 of clock time on its next drive, going 47 yards on 13 plays. After converting a fourth-and-1 earlier in the drive, Oregon State was thwarted on a fourth-and-5 from the Aztec 46 when Cody Moon hurried McCoy's throw, which bounced to the grass incomplete.

SDSU, however, was unable to capitalize with the good field position and was forced to punt after another three-and-out.

The teams traded punts until the Beavers' last drive of the half. Starting on its own 26, OSU went 53 yards on 11 plays, twice converting a third-and-1 to extend the drive. Everett Hayes' 38-yard field goal, however, missed, making it a 7-0 Oregon State lead at the half.

San Diego State's first chance to score came midway through the third quarter when its punt return unit pressured Beaver punter Josh Green. Although a streaking Max Garrison was unable to block the punt, it only went 14 yards, giving San Diego State the ball on its own 45 with 9:20 left in the quarter.

The Aztecs quickly got into OSU territory for the first time of the night with a 9-yard rush by Marquez Cooper and a 4-yard pass from Danny O'Neil to Jude Wolfe. O'Neil, a true freshman making his second career start, then found Louis Brown IV with a deep pass down the right sideline, going 35 yards and setting up a first-and-goal on the Oregon State 7. After an incomplete pass in the end zone, Cooper rushed five yards to set up a third-and-goal from the 2. O'Neil, however, fumbled on a quarterback keeper as Jack Kane punched the ball out and Nikko Taylor jumped on the ball on the Beaver 2-yard line.

OSU responded with a methodical 13-play, 98-yard drive, before Hankerson ran it in 15 yards on a fourth-and-1 on the first play of the fourth quarter. Oregon State converted two third downs on the drive, including a 41-yard pass from McCoy to Trent Walker on a third-and-11 from its own 24-yard line.

SDSU had to punt on its ensuing drive, but Tyler Pastula's boot was blocked by Amarian York, giving the Beavers prime starting field position on their own 46. Hayes' long field goal attempt from 54 yards missed, however, giving San Diego State a chance to halve into OSU's advantage.

The Aztecs were unable to get into Oregon State territory and a long throw on fourth-and-18 from O'Neil to Ja'Shaun Poke was broken up by Skyler Thomas, giving the ball back to the Beavers on the SDSU 42.

OSU ran four rushes and then, on a third-and-3, used play-action where McCoy found a wide-open Caufield in the end zone from 21 yards out to make it a 21-0 game.

The teams traded punts before time ran out on San Diego State's final drive.

San Diego State was shut out for just the third time in the last 219 games (streak started on Nov. 26, 2006) and for the first time against a Pac-12 school since Sept. 18, 1982 at California (L, 28-0).

>> SCORING SUMMARY

Qtr	Time	Team	Scoring Play	Plays-Yds TOP	Score
1st	11:47	OSU	Griffin 16-yd run (PAT good)	5-53 1:53	0-7
4th	14:53	OSU	Hankerson 15-yd run (PAT good)	13-98 8:04	0-14
4th	4:36	OSU	Caufield 21-yd pass f/McCoy (PAT good)	5-42 2:58	0-21

INDIVIDUAL STATISTICS

>> OREGON STATE

Rushing	Att	Yds	TD	Long	Avg
Griffin	18	89	1	16	4.9
Hankerson	16	71	1	15	4.4
Allah	11	33	0	8	3.0
Johnson	1	23	0	23	23.0
McCoy	2	10	0	6	5.0
Reichle	2	6	0	6	3.0
Card	1	5	0	5	5.0
Totals	51	242	2	23	4.6

Passing	C-A-I	Yds	TD	Long	Sack
McCoy	16-26-0	181	1	41	0
Johnson	1-1-0	2	0	2	0
Totals	17-17-0	183	1	41	0

Receiving	No.	Yds	TD	Long
Walker	8	92	0	41
Reddicks	4	35	0	16
Griffin	2	9	0	7
Caufield	1	21	1	21
Hankerson	1	14	0	14
Wells Jr.	1	12	0	12
Totals	30	309	2	39

>> SAN DIEGO STATE

Rushing	Att	Yds	TD	Long	Avg
Cooper	13	53	0	10	4.1
Armstead	7	21	0	7	2.6
O'Neil	5	1	0	4	0.2
Totals	25	81	0	10	2.9

Passing	C-A-I	Yds	TD	Long	Sack
O'Neil	11-24-0	107	0	35	1
Totals	11-24-0	107	0	35	1

Receiving	No.	Yds	TD	Long
Poke	3	25	0	9
Brown IV	2	45	0	35
Cooper	2	19	0	21
Brooks	1	7	0	7
Bennett	1	5	0	5
Wolfe	1	4	0	4
Harrison	1	2	0	2
Totals	11	107	0	35

Game 3

SAN DIEGO STATE
CALIFORNIA

3	0	0	7	-	10
7	0	14	10	-	31

Sept. 14 | California Memorial Stadium | Berkeley, Calif. | 7:35 p.m. PT | Attendance: 35,197



TEAM STATISTICS

	SDSU	CAL
FIRST DOWNS	16	21
Rushing	7	11
Passing	7	8
Penalty	2	2
NET YARDS RUSHING	110	275
Rushing Attempts	35	42
Average Per Rush	3.1	6.5
Rushing Touchdowns	0	2
Yards Gained Rushing	140	307
Yards Lost Rushing	30	32
NET YARDS PASSING	166	198
Completions-Attempts-Int	14-30-2	21-29-1
Average Per Attempt	5.5	6.8
Average Per Completion	11.9	9.4
Passing Touchdowns	1	2
TOTAL OFFENSE YARDS	276	473
Total offense plays	65	71
Average Gain Per Play	4.2	6.7
Fumbles: Number-Lost	0-0	1-0
Penalties: Number-Yards	15-120	12-113
PUNTS-YARDS	6-274	3-133
Average Yards Per Punt	45.7	44.3
Net Yards Per Punt	38.0	44.7
Inside 20	2	0
50+ Yards	2	0
Touchbacks	2	0
Fair catch	2	1
KICKOFF-YARDS	3-143	6-397
Average Yards Per Kickoff	47.7	66.2
Net Yards Per Kickoff	38.0	43.7
Touchbacks	2	0
Fair Catch Yards	0	0
Punt returns: Number-Yards-TD	2-(-1)-0	1-6-0
Average Per Return	-0.5	6.0
Kickoff returns: Number-Yds-TD	1-10-0	1-4-0
Average Per Return	10.0	4.0
Interceptions: Number-Yds-TD	1-20	20-0
Fumble Returns: Number-Yds-TD	0-0	0-0
Miscellaneous Yards	0	0
Possession Time	27:15	32:45
1st Quarter	8:20	6:40
2nd Quarter	7:39	9:55
3rd Quarter	5:05	9:55
4th Quarter	6:11	8:49
Third-Down Conversions	5-16	7-15
Fourth-Down Conversions	2-4	0-3
Red-Zone Scores-Chances	1-1	4-5
Touchdowns	0	4
Field goals	1	0
Sacks By: Number-Yards	6-30	3-21
PAT Kicks	1-1	4-4
2Pts Conversions	0-0	0-0
Field Goals	1-1	1-3
Points off Turnover	0	0

▶▶ GAME NOTES

Series Notes

- San Diego State fell to 4-5 all-time against California.
- The Aztecs are now 0-5 against Cal in Berkeley (and 4-0 at home).

Team Notes

- San Diego State played its fifth straight game in the state of California, its longest streak since a six-game streak from Nov. 21, 2014-Sept. 19, 2015.
- The Aztecs are now 77-40 (.658) since the start of the 2015 campaign.
- SDSU had a season-high six sacks after entering with five combined sacks over its first two games.
- The Aztecs allowed a first-quarter touchdown for just the third time in the last 12 games.
- SDSU has gone 18 straight games without allowing more than seven points in the first quarter and has allowed seven or fewer points in 26 of the last 27 first quarters.

Trends

- The Aztecs lost the coin toss for the third time this season (0-3) and for the first time when having the chance to pick heads or tails.
- SDSU did not start with the ball for just the 45th time over the last 160 games.
- San Diego State did not allow its opponent to score on its opening possession for the 18th time in 28 games since 2022, 30th time in 41 games since 2021 and 84th time since 2015 (117 games).

Penalties Doom Aztecs in 31-10 Loss at Cal

BERKELEY, Calif. -- San Diego State trailed just 7-3, at the half, but California scored on its first four possessions of the second half in a 31-10 win Saturday night at Memorial Stadium.

Fernando Mendoza threw two touchdown passes and ran for another score for the Bears, who started the season 3-0 for the first time since 2019. Jaivian Thomas ran for 169 yards, and Kadarius Calloway had a touchdown run for Cal.

The two teams combined for 27 penalties for 237 yards, including 15 penalties for 120 yards for the Aztecs (1-2). SDSU's 13 penalties in the first half were tied for the most in any half for an FBS team in the last 10 seasons.

One the crucial penalties on San Diego State was an illegal block in the back on Marlem Louis after Tano Letuli intercepted a pass and returned it 65 yards for the score. Instead of taking a 10-7 lead midway through the second quarter, SDSU started on its own 45-yard line and failed to score.

After the Aztecs forced the high-powered California offense into consecutive three-and-outs to start the game, redshirt freshman Javance Tupou'ata-Johnson, making his first career start having never attempted a collegiate pass in place of an injured true freshman Danny O'Neil, got SDSU deep into Bear territory. San Diego State converted a key fourth-and-6 play when Tupou'ata-Johnson found Nate Bennett for 11 yards and a targeting penalty got the Aztecs to the Cal 12. SDSU managed just one yard on its next three plays, however, setting for a 29-yard field goal by former California kicker Nick Lopez.

The Bears answered with a 7-play, 69-yard drive, ending with an 8-yard rushing touchdown by Mendoza.

In the second quarter, SDSU stopped Cal on a fourth-and-1 and started in California territory on their 44-yard line. A Tupou'ata-Johnson 14-yard pass to Ja'Shaun Poke on the first play got San Diego State to the 30-yard line, but after an incomplete pass, 5-yard false start penalty, 9-yard sack and another incomplete pass, the Aztecs were forced to punt.

Letuli got the ball back for SDSU on the interception but neither team scored the rest of the half.

The Bears broke open a tight game in the third quarter with Thomas' 57-yard run setting up Calloway's 7-yard touchdown and Mendoza's 20-yard TD pass to Corey Dyches capping a 90-yard drive.

After a 48-yard field goal by Ryan Coe - his lone make in three tries - to start the fourth quarter, San Diego State finally scored responded with a touchdown. The Aztecs converted a pair of third-and-4s on the drive, including a short Tupou'ata-Johnson pass to Jordan Napier, who caught it at the Cal 35, juked past a few defenders and raced his way into the end zone.

After a Lopez PAT cut the Bear lead to 34-10, California answered right away with at 60-yard run by Calloway on second down and a 15-yard TD pass from Mendoza to Nyzirah Hunter.

Tupou'ata-Johnson was intercepted on the second play of the next drive but each team was stopped on fourth-and-shorts before Coe missed his second field goal of the game with 1:55 left.

SDSU then ran out the clock to end the game.

Tupou'ata-Johnson went 13 for 29 for 156 yards with one touchdown and two interceptions. Marquez Cooper rushed for 87 yards on 22 carries, and Jude Wolfe and Louis Brown IV led San Diego State with three catches apiece.

White led the Aztec defense with six tackles, 2.5 sacks and a pass breakup, while Owen Chambliss and Kyle Moretti also chipped in with six tackles apiece.

SDSU fell to 4-5 all-time against Cal with the home team winning all nine games in the series.

>>SCORING SUMMARY

Qtr	Time	Team	Scoring Play	Plays-Yds TOP	Score
1st	5:42	SDSU	Lopez 29-yd field goal	8-29	3-0
1st	2:25	CAL	Mendoza 8-yd rush (PAT good)	7-69	3-7
3rd	9:36	CAL	Calloway 7-yd rush (PAT good)	8-85	3-14
3rd	1:30	CAL	Dyches 20-yd pass f/Mendoza (PAT good)	13-90	5:37
4th	13:33	CAL	Coe 48-yd field goal	5-(-5)	1:50
4th	11:05	SDSU	Napier 40-yd. pass f/Tupou'ata-Johnson (PAT good)	7-75	2:28
4th	9:48	CAL	Hunter 15-yd pass f/Mendoza	3-75	1:17

INDIVIDUAL STATISTICS

>>SAN DIEGO STATE

Rushing	Att	Yds	TD	Long	Avg
Cooper	22	87	0	17	4.0
Armstead	1	15	0	15	15.0
Sutton	3	15	0	9	5.0
Tupou'ata-Johnson	8	-2	0	13	-0.2
Napier	1	-5	0	0	-5.0
Totals	35	110	0	17	3.1

Passing	C-A-I	Yds	TD	Long	Sack
Tup.-Johnson	13-29-2	156	1	40	3
Pastula	1-1-0	10	0	10	0
Totals	14-30-2	166	1	40	3

Receiving	No.	Yds	TD	Long
Wolfe	3	32	0	18
Brown IV	3	24	0	10
Napier	2	53	1	40
Harrison	1	15	0	15
Poke	1	14	0	14
Bennett	1	11	0	11
Chambliss	1	10	0	10
Armstead	1	6	0	6
Cooper	1	1	0	0
Totals	14	166	1	40

>>CALIFORNIA

Rushing	Att	Yds	TD	Long	Avg
Thomas	17	169	0	57	9.9
Calloway	8	87	1	60	9.7
Wiley	2	11	0	13	5.5
Martin	1	10	0	10	10.0
Cardwell	1	0	0	0	0.0
Mendoza	12	-2	1	10	-0.2
Totals	42	307	2	60	6.5

Passing	C-A-I	Yds	TD	Long	Sack
Mendoza	21-29-1	198	2	21	6
Totals	21-29-1	198	2	21	6

Receiving	No.	Yds	TD	Long
Hunter	4	52	1	15
Dyches	4	48	1	20
Grizzell	3	29	0	21
Endries	3	21	0	8
Brady	2	16	0	10
Matthews	2	16	0	14
King	1	7	0	7
Anderson	1	5	0	5
Thomas	1	4	0	4
Totals	21	198	2	21

Game 4

SAN DIEGO STATE	7	14	0	0	-	21
CENTRAL MICHIGAN	10	3	6	3	-	22

Sept. 28 | Kelly/Shorts Stadium | Mt. Pleasant, Mich. | 3:32 p.m. ET | Attendance: 27,072



TEAM STATISTICS

	SDSU	CMU
FIRST DOWNS	21	26
Rushing	6	10
Passing	11	14
Penalty	4	2
NET YARDS RUSHING	118	154
Rushing Attempts	45	42
Average Per Rush	2.6	3.7
Rushing Touchdowns	1	1
Yards Gained Rushing	152	183
Yards Lost Rushing	34	29
NET YARDS PASSING	246	298
Completions-Attempts-Int	14-23-0	25-46-1
Average Per Attempt	10.7	6.5
Average Per Completion	17.6	11.9
Passing Touchdowns	1	1
TOTAL OFFENSE YARDS	364	452
Total offense plays	68	88
Average Gain Per Play	5.4	5.1
Fumbles: Number-Lost	0-0	1-1
Penalties: Number-Yards	4-36	5-37
PUNTS-YARDS	5-236	5-183
Average Yards Per Punt	47.2	36.6
Net Yards Per Punt	37.8	32.6
Inside 20	2	0
50+ Yards	1	0
Touchbacks	2	1
Fair catch	0	3
KICKOFF-YARDS	4-240	6-356
Average Yards Per Kickoff	60.0	59.3
Net Yards Per Kickoff	38.2	38.0
Touchbacks	2	4
Fair Catch Yards	15	0
Punt returns: Number-Yards-TD	1-0-0	2-7-0
Average Per Return	0.0	3.50
Kickoff returns: Number-Yds-TD	1-0-0	1-22-0
Average Per Return	0.0	22.0
Interceptions: Number-Yds-TD	1-68-0	0-0-0
Fumble Returns: Number-Yds-TD	0-0-0	0-0-0
Miscellaneous Yards	0	0
Possession Time	24:33	35:27
1st Quarter	5:30	9:30
2nd Quarter	5:42	9:18
3rd Quarter	5:51	9:09
4th Quarter	7:30	7:30
Third-Down Conversions	7-15	6-19
Fourth-Down Conversions	0-1	4-4
Red-Zone Scores-Chances	2-4	4-4
Touchdowns	2	2
Field goals	0	2
Sacks By: Number-Yards	3-13	4-23
PAT Kicks	3-3	1-1
Field Goals	0-2	3-3
Points off Turnover	7	0

▶▶ GAME NOTES

Big Notes

- San Diego State fell to 16-2-1 against current members of the Mid-American Conference (MAC).
- The Aztecs are now 11-2-1 all-time against teams who were in the MAC at the time of the game.
- SDSU fell to 37-3 over its last 40 games when leading after three quarters.
- San Diego State had its 11-game winning streak snapped when not committing a turnover.
- This was the Aztecs' first one-point game since a 31-30 overtime loss to Hawai'i on Nov. 24, 2018.
- San Diego State is now 77-41 (.653) since the start of the 2015 campaign.

Team Notes

- This was the first 22-21 final score in SDSU's Division I era (since 1969).
- After scoring just 10 points over its last two games combined, San Diego State scored 14 in the first 17 minutes, 17 seconds (17:17) today and 21 overall.
- The Aztecs allowed a first-quarter touchdown for just the fourth time in the last 13 games.
- SDSU had gone 18 straight games without allowing more than seven points in the first quarter prior to CMU scoring 10 on San Diego State today.
- The Aztecs have still allowed seven or fewer points in 26 of the last 28 first quarters.
- SDSU scored 21 points in the first half, its most in the first half since also scoring 21 at New Mexico on Nov. 18, 2022.
- San Diego State fell to 66-17 since 2015 when scoring just 20 or more points (1-1 this year).
- After averaging 13.0 penalties over its first three games, San Diego State had no accepted penalties in the first half and just four for the game.

SDSU Falls at CMU on Late Field Goal, 22-21

MOUNT PLEASANT, Mich. -- San Diego State suffered a heartbreaking 22-21 loss at Central Michigan on Saturday when Tristan Mattson connected on his third field goal of the game - a 46-yarder - with five seconds remaining.

The Aztecs (1-3) led for over 38 minutes of the game, including 29 minutes, 55 seconds of the 30 minutes in the second half, but couldn't hold on in their first game in the Eastern Time Zone since 2015.

SDSU led, 21-13, at halftime as true freshman Danny O'Neil connected with tight end Jude Wolfe on a pair of touchdown passes following an earlier touchdown run by Marquez Cooper.

San Diego State, however, was held scoreless in the second half, including consecutive drives late when Nick Lopez missed a pair of short field goals.

After forcing a three-and-out to start the second half, the Chippewas (3-2) used a 15-play, 77-yard drive to score when B.J. Harris banged it in from a yard out on fourth-and-goal. It was one of four fourth downs CMU converted on the day in four attempts. Central Michigan went for two to tie it, but following a pass interference fall on Chris Johnson, the Aztecs stopped Davis on a run to keep the score at 21-19.

The teams exchanged punts over the next two drives apiece before SDSU got to the Chippewa 15-yard line. A 33-yard field goal attempt by Lopez, however, missed, keeping it a two-point game.

CMU quickly got into San Diego State territory, thanks to a 43-yard pass from Joe Labas to Marion Lukes. Facing a third-and-13 on the Central Michigan 38-yard line, Labas was picked off by Aztec cornerback Bryce Phillips, who ran it back 68 yards to the Chippewa 11 with just 2:17 left.

SDSU was stymied on three straight plays before Lopez hooked a 28-yard attempt wide left to give CMU one last chance.

Labas directed a 15-play, 52-yard drive in the final two minutes as Central Michigan converted two third downs and a fourth down on the drive. Mattson then nailed a career-long 46-yarder to give the Chippewas their first lead since early in the second quarter.

Starting on its own 28, San Diego State was able to get to the 43 but Louis Brown IV was tackled before being able to lateral the ball, giving CMU the improbable victory.

Mattson's 25-yard field goal got Central Michigan on the scoreboard and Cooper later answered with a 3-yard rushing TD to put the Aztecs in the lead.

The Chippewas ended the first quarter on a 12-play, 75-yard drive with an 8-yard scoring toss from Labas to Lukes.

After Johnson forced a fumble on a SDSU punt early in the second quarter which was recovered by Brady Anderson on the CMU 17, San Diego State scored four plays later when O'Neil found Wolfe alone in the end zone off play-action.

Late in the half, Cooper ran for 47 yards and O'Neil found Wolfe for another touchdown, this time from 26 yards out to put the Aztecs up, 21-10. Wolfe became just the fourth SDSU tight end since at least 1996 with two touchdowns in the same game.

Central Michigan, however, used a 12-play, 59-yard drive to close the half with a 34-yard field goal by Mattson.

O'Neil totaled 246 yards on 14-for-23 passing for San Diego State. Cooper rushed for 111 yards and a touchdown on 34 carries, while Louis Brown IV caught eight passes for a career-high 149 yards.

JD Coffey III had a career-high 15 tackles for the Aztecs, while White logged three sacks and four tackles for loss.

SDSU fell to 16-2-1 against current members of the Mid-American Conference (MAC) and 11-2-1 all-time against teams who were in the MAC at the time of the game.

San Diego State also dropped to 37-3 in its last 40 games when leading after three quarters and had its 11-game winning streak snapped when not committing a turnover.

>>SCORING SUMMARY

Qtr	Time	Team	Scoring Play	Plays-Yds	TOP	Score
1st	12:26	CMU	Mattson 25-yd field goal	6-61	2:28	0-3
1st	6:13	SDSU	Cooper 3-yd run (PAT good)	6-75	1:56	7-3
1st	0:31	CMU	Lukes 8-yd pass f/Labas (PAT good)	12-75	5:42	7-10
2nd	12:43	SDSU	Wolfe 5-yd pass f/O'Neil (PAT good)	4-17	1:07	14-10
2nd	3:30	SDSU	Wolfe 26-yd pass f/O'Neil (PAT good)	3-73	0:53	21-10
2nd	0:26	CMU	Mattson 34-yd field goal	12-59	3:04	21-13
3rd	5:52	CMU	Harris 1-yd rush (2-pt. conversion failed)	15-77	7:29	21-19
4th	0:05	CMU	Mattson 46-yd field goal	15-52	1:51	21-22

INDIVIDUAL STATISTICS

>>SAN DIEGO STATE

Rushing	Att	Yds	TD	Long	Avg
Cooper	34	111	1	47	3.3
O'Neil	9	7	0	9	0.8
Davis	1	4	0	4	4.0
Poke	1	-4	0	-4	-4.0
Totals	45	118	1	47	2.6

Passing	C-A-I	Yds	TD	Long	Sack
O'Neil	14-23-0	246	1	43	4
Totals	14-23-0	246	1	43	4

Receiving	No.	Yds	TD	Long
Brown IV	8	149	0	43
Wolfe	3	40	2	26
Poke	2	23	0	13
Bennett	1	34	0	34
Totals	14	246	2	43

>>CENTRAL MICHIGAN

Rushing	Att	Yds	TD	Long	Avg
Lukes	16	76	0	18	4.8
Harris	13	41	1	18	3.2
Emanuel Jr.	6	32	0	19	5.3
Labas	7	5	0	10	0.7
Totals	42	154	1	19	3.7

Passing	C-A-I	Yds	TD	Long	Sack
Labas	24-43-1	275	1	60	3
Chapeau	1-1-0	23	0	23	0
Emanuel Jr.	0-1-0	0	0	0	0
TEAM	0-1-0	0	0	0	0
Totals	25-46-1	298	1	60	3

Receiving	No.	Yds	TD	Long
Boyd	6	51	0	14
Prewitt III	6	42	0	17
Lukes	3	57	1	43
Parker	3	28	0	16
Harris	2	66	0	60
Temple	2	17	0	12
Whiteside	1	23	0	23
Harris	1	8	0	8
Davis	1	6	0	6
Totals	25	298	1	60

Game 5

HAWAII

SAN DIEGO STATE

3	7	7	7	-	24
3	14	3	7	-	27

Oct. 5 | Snapdragon Stadium | San Diego, Calif. | 5:02 p.m. PT | Attendance: 31,307



TEAM STATISTICS

	UH	SDSU
FIRST DOWNS	24	19
Rushing	8	5
Passing	13	12
Penalty	3	2
NET YARDS RUSHING	84	99
Rushing Attempts	29	34
Average Per Rush	2.9	2.9
Rushing Touchdowns	0	2
Yards Gained Rushing	123	134
Yards Lost Rushing	39	35
NET YARDS PASSING	272	224
Completions-Attempts-Int	26-44-1	24-33-0
Average Per Attempt	6.2	6.8
Average Per Completion	10.5	9.3
Passing Touchdowns	3	1
TOTAL OFFENSE YARDS	356	323
Total offense plays	73	67
Average Gain Per Play	4.9	4.8
Fumbles: Number-Lost	1-0	0-0
Penalties: Number-Yards	7-66	9-104
PUNTS-YARDS	3-137	5-238
Average Yards Per Punt	45.7	47.6
Net Yards Per Punt	34.3	45.4
Inside 20	0	2
50+ Yards	1	2
Touchbacks	0	0
Fair catch	0	1
KICKOFF-YARDS	5-289	6-364
Average Yards Per Kickoff	57.8	60.7
Net Yards Per Kickoff	35.4	42.8
Touchbacks	2	1
Fair Catch Yards	0	1
Punt returns: Number-Yards-TD	1-11-0	3-34-0
Average Per Return	11.0	11.3
Kickoff returns: Number-Yds-TD	4-63-0	2-47-0
Average Per Return	15.8	23.5
Interceptions: Number-Yds-TD	0-0-0	1-(-5)-0
Fumble Returns: Number-Yds-TD	0-0-0	0-0-0
Miscellaneous Yards	0	0
Possession Time	30:56	29:04
1st Quarter	5:36	9:24
2nd Quarter	5:21	9:39
3rd Quarter	8:35	6:25
4th Quarter	11:24	3:36
Third-Down Conversions	8-14	6-16
Fourth-Down Conversions	1-2	3-3
Red-Zone Scores-Chances	2-2	5-5
Touchdowns	1	3
Field goals	1	2
Sacks By: Number-Yards	2-14	5-34
PAT Kicks	3-3	3-3
2Pts Conversions	0-0	0-0
Field Goals	1-1	2-2
Points off Turnover	0	7

▶▶ GAME NOTES

Big Notes

- San Diego State won its conference opener for the ninth time in the last 12 years.
- The Aztecs improved to 10-2 in their last 12 Mountain West home openers.
- SDSU is now 50-23 (.685) in its last 73 games regular season games against Mountain West opponents.
- San Diego State improved to 38-3 over its last 41 games when leading after three quarters.
- The Aztecs have played in consecutive games decided by three points or less for the first time since 2010 (lost at Brigham Young, 24-21, on Oct. 9 and won vs. No. 23 Air Force, 27-25, on Oct. 16).
- This was the fourth consecutive one-score game between SDSU and Hawai'i (San Diego State has won all four games by a combined 19 points). Six of the last seven games between the two teams have been decided by one score.
- SDSU improved to 52-4 over the last 56 games when winning the turnover battle.
- The Aztecs are now 78-41 (.655) since the start of the 2015 campaign.
- EDGE Trey White had three sacks and four tackles for loss for the second straight game. White is averaging 1.80 sacks per game (nine sacks in five games), which is just ahead NCAA record pace (Terrell Suggs averaged 1.71 while at Arizona State in 2002 (24 sacks in 14 games) and Washington's Zion Tupoula-Fetui averaged 1.75 during the 2020 COVID-19 pandemic season (seven sacks in four games).
- RB Marquez Cooper recorded his second straight 100-yard rushing game, third this season and 20th of his career with 109 yards and two touchdowns on 30 carries.

Aztecs Edge Hawai'i, 27-24

SAN DIEGO -- Marquez Cooper ran for 109 yards and two touchdowns, and true freshman quarterback Danny O'Neil threw for 224 yards and a score to lead San Diego State to a 27-24 win over Hawai'i on Saturday night in the Mountain West opener for both teams.

The Aztecs (2-3, 1-0 MW) only trailed for 2 minutes, 34 seconds (2:34) of the game, but had to rally in the fourth quarter to snap a three-game losing streak.

The Rainbow Warriors (2-3, 0-1 MW) took their only lead of the game early in the fourth when Brayden Schager connected on a 23-yard touchdown pass to Nick Cenacle to make it a 24-20 contest with 9:39 left. Schager's third touchdown strike of the game wrapped up a 14-play, 89-yard drive that used up 5:48 of clock.

SDSU, however, answered with an 8-play, 87-yard drive of its own, culminating with a 2-yard touchdown run by Cooper with 7:05 remaining. O'Neil found Nate Bennett on a 48-yard pass deep down the left side to get San Diego State into UH territory. The Aztecs later used a 17-yard rush by Cooper and a 14-yard pass from O'Neil to Jordan Napier on a third-and-4 situation from the 16 to set up Cooper's second TD run of the game.

Hawai'i got into SDSU territory, converting a third-and-5 and later an improbable fourth-and-18. After Trey White's third sack of the game, the Rainbow Warriors were facing a third-and-17 from the San Diego State 46 but Schager found Pofele Ashlock for a 15-yard gain. On fourth-and-2, Schager threw a quick screen to Ashlock, but the ball was deflected to Cenacle, who was then stopped by Krishna Clay short of the first-down marker.

The Aztecs ran Cooper three consecutive plays before punting deep into UH territory. After an incomplete deep pass with 10 seconds left, Marlem Louis sacked Schager to end the game to seal the SDSU victory.

After the teams exchanged field goals in the first quarter, Cooper put San Diego State up, 10-3, on a 9-yard touchdown with 4:49 left in the first half.

Hawai'i answered with 23-yard touchdown pass from Schager to Tylan Hines following a 6-play, 77-yard drive.

The Aztecs responded with an almost flawless 2-minute drill, going 75 yards on nine plays in 1:47, culminating with a 16-yard pass from O'Neil to Louis Brown IV with just six seconds remaining in the half. SDSU converted a fourth-and-4 on the drive and later took advantage of a defensive holding call on a third-and-9 situation, setting up the TD strike to Brown IV and entering halftime with a 17-10 lead.

After forcing a three-and-out to start the third quarter, San Diego State started in Rainbow Warrior territory when Napier returned a punt 12 yards to the UH 44. The Aztecs got into the red zone but had to settle for a 43-yard field goal by Gabe Plascencia after O'Neil was sacked on third-and-9 from on the 19-yard line.

Hawai'i cut into SDSU's 20-10 lead with a 12-play, 75-yard drive, ending with a 6-yard pass from Schager to Ashlock late in the third quarter, setting up San Diego State's heroics in the fourth.

O'Neil completed 24 of 33 passes for 224 yards and a touchdown, extending his streak of 113 attempts without an interception to start his collegiate career. He completed his first 10 passes of the game.

Cooper recorded his second straight 100-yard rushing game with 109 yards and two touchdowns on 30 carries. The active FBS rushing leader now has three 100-yard games this season and 20 for his career.

White finished with three sacks and four tackles for loss for a second straight game for the Aztecs, who won their conference opener for the ninth time in the last 12 years and improved to 10-2 in their last 12 MW home openers.

It was the fourth consecutive one-score game between SDSU and Hawai'i.

>>SCORING SUMMARY

Qtr	Time	Team	Scoring Play	Plays-Yds	TOP	Score
1st	5:35	SDSU	Plascencia 24-yd field goal	16-53	6:38	0-3
1st	0:43	UH	Matsuzawa 30-yd field goal	15-77	4:49	3-3
2nd	4:49	SDSU	Cooper 9-yd rush (PAT good)	8-55	3:37	10-3
2nd	1:53	UH	Hines 23-yd pass f/Schager (PAT good)	6-77	2:50	10-10
2nd	0:06	SDSU	Brown IV 16-yd pass f/O'Neil (PAT good)	9-75	1:47	17-10
3rd	8:33	SDSU	Plascencia 43-yd field goal	10-19	4:46	20-10
3rd	2:06	UH	Ashlock 6-yd pass f/Schager (PAT good)	12-75	6:27	20-17
4th	9:39	UH	Cenacle 23-yd pass f/Schager (PAT good)	14-89	5:49	20-24
4th	7:05	SDSU	Cooper 2-yd rush (PAT good)	8-87	2:30	27-24

INDIVIDUAL STATISTICS

>>HAWAII

Rushing	Att	Yds	TD	Long	Avg
Simes	8	36	0	14	4.5
Schager	16	21	0	14	1.3
Hines	2	19	0	11	9.5
Barfield	3	8	0	5	2.7
Totals	29	84	0	14	2.9

Passing	C-A-I	Yds	TD	Long	Sack
Schager	26-44-1	272	3	23	5
Totals	26-44-1	272	3	23	5

Receiving	No.	Yds	TD	Long
Ashlock	8	77	1	19
Cenacle	3	56	1	23
Hines	3	33	1	23
Curtis	2	36	0	19
Crowdus	2	23	0	14
Barfield	2	21	0	18
Panoke	2	13	0	11
Sims	1	10	0	10
Perry	1	5	0	5
Cordero	1	-1	0	0
Nishigaya	1	-1	0	0
Totals	26	272	3	23

>>SAN DIEGO STATE

Rushing	Att	Yds	TD	Long	Avg
Cooper	30	109	2	31	3.6
O'Neil	4	-10	0	3	-2.5
Totals	34	99	2	31	2.9

Passing	C-A-I	Yds	TD	Long	Sack
O'Neil	24-33-0	224	1	48	2
Totals	24-33-0	224	1	48	2

Receiving	No.	Yds	TD	Long
Napier	5	41	0	19
Brown IV	5	40	1	16
Bennett	4	74	0	48
Poke	4	38	0	15
Cooper	4	28	0	12
Wolfe	1	5	0	5
Shaw	1	-2	0	0
Totals	24	224	1	48

Game 6

SAN DIEGO STATE	10	7	0	10	-	27
WYOMING	7	7	3	7	-	24

Oct. 12 | War Memorial Stadium | Laramie, Wyo. | 1:32 p.m. MT | Attendance: 23,155



TEAM STATISTICS

	SDSU	WYO
FIRST DOWNS	16	19
Rushing	6	7
Passing	9	9
Penalty	1	3
NET YARDS RUSHING	102	190
Rushing Attempts	35	41
Average Per Rush	2.9	4.6
Rushing Touchdowns	1	2
Yards Gained Rushing	133	226
Yards Lost Rushing	31	36
NET YARDS PASSING	254	181
Completions-Attempts-Int	16-27-1	12-31-2
Average Per Attempt	9.4	5.8
Average Per Completion	15.9	15.1
Passing Touchdowns	1	1
TOTAL OFFENSE YARDS	356	371
Total offense plays	62	72
Average Gain Per Play	5.7	5.2
Fumbles: Number-Lost	0-0	0-0
Penalties: Number-Yards	9-67	7-60
PUNTS-YARDS	7-330	7-297
Average Yards Per Punt	47.1	42.4
Net Yards Per Punt	41.4	38.1
Inside 20	2	3
50+ Yards	2	1
Touchbacks	2	0
Fair catch	1	1
KICKOFF-YARDS	6-390	5-321
Average Yards Per Kickoff	65.0	64.2
Net Yards Per Kickoff	40	41
Touchbacks	6	3
Fair Catch Yards	0	0
Punt returns: Number-Yards-TD	3-30-0	2-0-0
Average Per Return	10.0	0.0
Kickoff returns: Number-Yds-TD	2-41-0	0-0-0
Average Per Return	20.5	0.0
Interceptions: Number-Yds-TD	2-85-1	1-0-0
Fumble Returns: Number-Yds-TD	0-0-0	0-0-0
Miscellaneous Yards	0	0
Possession Time	29:17	30:43
1st Quarter	10:34	04:26
2nd Quarter	05:10	09:50
3rd Quarter	05:23	09:37
4th Quarter	08:10	06:50
Third-Down Conversions	3-13	6-16
Fourth-Down Conversions	0-1	1-1
Red-Zone Scores-Chances	3-3	2-2
Touchdowns	1	1
Field goals	2	1
Sacks By: Number-Yards	6-34	1-4
PAT Kicks	3-3	3-3
2Pts Conversions	0-0	0-0
Field Goals	2-2	1-2
Points off Turnover	10	0

▶▶ GAME NOTES

Big Notes

- San Diego State improved to 2-0 in Mountain West play for the ninth time in league history (also 2002, 2013, 2015, 2016, 2017, 2018, 2020 and 2021).
- After starting 2-0 in league play, the Aztecs won the MW championship in both 2015 and 2016.
- SDSU won its Mountain West road opener for the 15th time in league history and first time since a seven-year stretch from 2015-2021.
- San Diego State won its sixth straight game against a team coming off an idle week (bye week).
- The Aztecs have won 10 of their last 11 games against teams coming off an idle week dating back to a Sept. 20, 2014 loss at Oregon State.
- SDSU has played in three consecutive games decided by three points or less for the first time since 1978 (lost at Miami, 16-14; won vs. New Mexico, 27-24; lost vs. Utah, 20-18).
- SDSU won the turnover battle for the fourth time in six games this season. San Diego State is now 20-3 since 2020 when winning the turnover battle and 53-5 since 2020. The Aztecs have won 22 of their last 25 games (22-3) when winning the turnover battle.
- San Diego State has back-to-back wins by the same score (in this case 27-24) for the first time in its Division I history (since 1969)).
- SDSU has consecutive three-point victories for the first time since 1995 (30-27 vs. Nevada on Sept. 28 and 24-21 at Utah on Oct. 7).
- The Aztecs improved to 51-23 (.689) in their last 74 regular season games against Mountain West opponents.
- SDSU is now 79-41 (.658) since the start of the 2015 campaign, which is the 20th-best record in the country over that span.

SDSU Rallies Past Wyoming, 27-24

LARAMIE, Wyo. -- True freshman quarterback Danny O'Neil connected with redshirt freshman Jordan Napier on consecutive big pass plays to tie the game in the fourth quarter and Gabe Plascencia nailed a 28-yard field goal for what proved to be the game-winning points to lead San Diego State to a 27-24 win at Wyoming on Saturday.

The Aztecs (3-3) improved to 2-0 in Mountain West play for the first time since 2021 in a game that featured six lead changes and moved into a tie with Boise State and UNLV atop the league standings.

Trailing, 24-17, early in the fourth quarter after Cowboy (1-5, 1-1 MW) quarterback Evan Svoboda raced 51 yards on a QB keeper, SDSU answered through the air. After consecutive incompletions and facing a third-and-10, O'Neil found Napier down the right side of the field for a 53-yard pass. It was the longest play of the season for San Diego State. O'Neil then went right to Napier again with a 27-yard strike to silence the 23,155 fans at War Memorial Stadium.

After forcing UW to punt on its next possession, the Aztecs got the ball back on their own 18 and went 77 yards on seven plays with Plascencia kicking the winning field goal with 7:35 left. O'Neil started with a 41-yard pass to Nate Bennett, making it 121 passing yards by O'Neil over the previous three plays of the game.

Wyoming got the ball back and managed a 24-yard run on its first snap, but just one yard over its next three before having to punt it back to SDSU.

San Diego State was forced to punt, and the Cowboys got the ball back on its own 26 with 4:27 remaining. After two rushes for seven yards, Ryan Henderson sacked Svoboda on third-and-3, forcing UW to punt once again.

Marquez Cooper ran for 18 yards on a second-and-8 situation, but the Aztecs were later stopped at the Wyoming 36. Tyler Pastula, however, angled a punt that stopped at the UW 7.

Following a false start, Svoboda found Tyler King for 19 yards to get to the 23. Henderson and Dominic Oliver then sacked Svoboda to end the game and give the Aztecs their first road win in a MW opener since 2021.

SDSU took a 3-0 lead on a 22-yard field goal by Plascencia midway through the first quarter after Chris Johnson intercepted Svoboda and ran it back 42 yards to the Wyoming 10.

The Cowboys responded in just two plays as they completed a flea flicker with Svoboda finding a wide-open Jaylen Sargent for a 70-yard completion.

Late in the first quarter, Eric Butler picked off Svoboda's pass and ran it 43 yards back for a touchdown. It was Butler's first career interception and San Diego State's third defensive touchdown of the season.

UW regained the lead on its ensuing drive, going 75 yards on 12 plays. Wyoming converted a fourth-and-6 on the drive and earned a first down on a pass interference on third-and-7, before Sam Scott punched it in from a yard out, making it a 14-10 advantage.

The Aztecs responded with an 8-play, 75-yard drive of their own. The big play came on a 32-yard pass from Danny O'Neil to Jude Wolfe to get to the Cowboy 10. Marquez Cooper later rushed it in from four yards out as SDSU entered halftime with a 17-14 lead.

Wyoming tied it with a 42-yard field goal by John Hyland on its first drive of the third quarter before setting up San Diego State's fourth-quarter heroics.

O'Neil threw for a career-high 254 yards and a touchdown, completing 16 of 27 passes.

Cooper rushed for 87 yards and a touchdown on 25 carries, while Ja'Shaun Poke caught eight passes for 60 yards and Napier four catches for 91 yards.

It was the second straight 27-24 game for the Aztecs after beating Hawai'i at home on Oct. 5 and was the first time in SDSU's Division I history (since 1969) with back-to-back games by the same score. San Diego State has consecutive three-point victories for the first time since 1995.

Kyle Moretti led the Aztecs with seven tackles, while Trey White had two sacks, giving him multiple sacks in four consecutive games.

It was SDSU's first trip to Laramie since it played there twice in a three-week span in 2016.

>>> SCORING SUMMARY

Qtr	Time	Team	Scoring Play	Plays-Yds TOP	Score
1st	06:27	SDSU	Plascencia 22-yd FG	4-6 1:21	3-0
1st	05:46	WYO	Sargent 70-yd pass f/Svoboda (PAT good)	2-75 0:41	3-7
1st	0:02	SDSU	Butler 43 yd interception return (PAT good)	-- --	10-7
2nd	09:08	WYO	Scott 1-yd run (PAT good)	12-75 5:54	10-14
2nd	05:14	SDSU	Cooper 4 yd run (PAT good)	8-75 3:54	17-14
3rd	10:05	WYO	Hyland 42 yd FG	15-50 4:55	17-17
4th	14:50	WYO	Svoboda 51 yd run (PAT good)	6-78 2:17	17-24
4th	13:54	SDSU	Napier 27 yd pass f/O'Neil (PAT good)	4-80 0:49	24-24
4th	07:35	SDSU	Plascencia 28 yd FG	7-77 3:36	27-24

INDIVIDUAL STATISTICS

>>> SAN DIEGO STATE

Rushing	Att	Yds	TD	Long	Avg
Cooper	25	87	1	26	3.5
Davis	3	7	0	4	2.3
O'Neil	6	4	0	9	0.7
Poke	1	4	0	4	4.0
Totals	35	102	1	26	2.9

Passing	C-A-I	Yds	TD	Long	Sack
O'Neil	16-27-1	254	1	53	2
Totals	16-27-1	254	1	53	2

Receiving	No.	Yds	TD	Long
Poke	8	60	0	19
Napier	4	91	1	53
Brown IV	2	30	0	19
Bennett	1	41	0	41
Wolfe	1	32	0	32
Totals	16	254	1	53

>>> WYOMING

Rushing	Att	Yds	TD	Long	Avg
Scott	20	94	1	27	4.7
Svoboda	14	55	1	51	3.9
Ferrell	6	24	0	8	4.0
Williams	1	17	0	17	17.0
Totals	41	190	2	51	4.6

Passing	C-A-I	Yds	TD	Long	Sack
Svoboda	12-31-2	181	1	70	6
Totals	12-31-2	181	1	70	6

Receiving	No.	Yds	TD	Long
Gyllenberg	4	48	0	19
Sargent	2	84	1	70
King	2	34	0	19
Scott	2	2	0	9
Pelissier	1	7	0	7
Stevenson	1	6	0	6
Totals	12	181	1	70

Game 7

WASHINGTON STATE	7	7	0	15	-	29
SAN DIEGO STATE	6	6	7	7	-	26

Oct. 26 | Snapdragon Stadium | San Diego, Calif. | 7:32 p.m. PT | Attendance: 26,937



TEAM STATISTICS

	WSU	SDSU
FIRST DOWNS	22	21
Rushing	8	5
Passing	11	15
Penalty	3	1
NET YARDS RUSHING	114	130
Rushing Attempts	40	30
Average Per Rush	2.8	4.3
Rushing Touchdowns	2	2
Yards Gained Rushing	145	150
Yards Lost Rushing	31	20
NET YARDS PASSING	257	284
Completions-Attempts-Int	19-27-0	28-41-1
Average Per Attempt	9.5	6.9
Average Per Completion	13.5	10.1
Passing Touchdowns	2	1
TOTAL OFFENSE YARDS	371	414
Total offense plays	67	71
Average Gain Per Play	5.5	5.8
Fumbles: Number-Lost	2-1	0-0
Penalties: Number-Yards	4-45	8-78
PUNTS-YARDS	3-108	4-141
Average Yards Per Punt	36.0	35.2
Net Yards Per Punt	36	36
Inside 20	1	0
50+ Yards	0	0
Touchbacks	0	0
Fair catch	2	2
KICKOFF-YARDS	5-317	5-273
Average Yards Per Kickoff	63.4	54.6
Net Yards Per Kickoff	41.2	38.2
Touchbacks	2	0
Fair Catch Yards	0	10
Punt returns: Number-Yards-TD	1--3-0	0-0-0
Average Per Return	-3.0	0.0
Kickoff returns: Number-Yds-TD	3-57-0	3-61-0
Average Per Return	19.0	20.3
Interceptions: Number-Yds-TD	1-20-0	0-0-0
Fumble Returns: Number-Yds-TD	0-0-0	0-0-0
Miscellaneous Yards	0	0
Possession Time	30:27	29:33
1st Quarter	05:28	09:32
2nd Quarter	06:13	04:34
3rd Quarter	07:23	07:37
4th Quarter	07:10	07:50
Third-Down Conversions	5-12	5-14
Fourth-Down Conversions	1-3	1-2
Red-Zone Scores-Chances	1-1	3-4
Touchdowns	1	2
Field goals	0	1
Sacks By: Number-Yards	4-18	3-16
PAT Kicks	3-3	2-2
2Pts Conversions	1-1	0-1
Field Goals	0-0	2-2
Points off Turnover	8	7

▶▶ GAME NOTES

Big Notes

- San Diego State has played in four consecutive games decided by three points or less for the first time in its Division I history (since 1969). The Aztecs' last four games have been decided by a total of 10 points (SDSU is 2-2 in those games).
- San Diego State has played in three consecutive games decided by the same score (in this case, three points) for just the second time in its Division I history (the Aztecs played three straight seven-point games in 2013).
- SDSU fell to 7-8 against the Pac-12 since the start of the 2016 season.
- San Diego State fell to 38-4 over the last 42 games when leading at the end of the third quarter.
- On the season, the Aztecs are now outscoring the opposition, 45-14, in points off turnovers.
- SDSU is 79-42 (.653) since the start of the 2015 campaign, which is the 20th-best record in the country over that span.
- This was just the second home game for San Diego State a 49-day span (also Oct. 5 vs. Hawai'i).
- This was the first 29-26 final in the Aztecs' DI history.
- RB Marquez Cooper ran for 78 yards and now has 4,604 yards for his career, which ranks 49th in NCAA history (according to SportsReference.com). Some of the players he passed tonight include both Faulk brothers (Kevin - 4,557 and Marshall - 4,589), Darren McFadden (4,590) and Thurman Thomas (4,595).
- Series Notes**
- San Diego State fell to 1-2 all-time against Washington State.

Cougars Thwart Aztecs' Upset Bid, 29-26

SAN DIEGO — Upset-minded San Diego State gave visiting Washington State all it could handle Saturday but was unable to build on a 12-point lead early in the fourth quarter before dropping a tough 29-26 decision on Homecoming Night at Snapdragon Stadium.

Despite maintaining the edge in total yards (414-371), the Aztecs surrendered two fourth-quarter touchdowns allowing the Cougars to escape.

With the setback, SDSU slips to 3-4 on the season, while WSU moves to 7-1 overall.

Marquez Cooper rushed for 78 yards on 18 carries with two touchdowns, marking his 13th career game with multiple scores.

In addition, the Aztecs received season highs of 10 receptions and 80 yards from Ja'Shaun Poke, while Danny O'Neil finished with 22 completions on 34 attempts for 195 yards and one interception. Trailing 14-12 midway through the third quarter, SDSU caught a major break when the Jelani Whitmore pounced on a muffed punt by the Cougars' Tony Freeman at the WSU 43. Three plays later, SDSU reached into its bag of tricks, as Jordan Napier connected with a wide-open Nate Bennett on an option pass for a 27-yard touchdown that put the Scarlet and Black in front, 19-14.

Following a Cougar punt, the Aztecs increased their lead to 26-14 early in the final period when Cooper's 1-yard plunge into the end zone punctuated an 11-play 69-yard march.

WSU needed just three plays to respond, as John Mateer hit Carlos Hernandez for a 34-yard touchdown strike, narrowing the gap to 26-21 with 12:09 remaining in the contest.

San Diego State seemed poised to hold serve on its next possession after Napier made a spectacular grab in tight single coverage for a 31-yard gain on a third-and-9 situation, while Harrison followed with a 13-yard grab that gave the hosts a first down at the Cougar 17. However, the momentum abruptly shifted three plays later when Taariq Al-Uqadah stepped in front of an O'Neil pass and returned the ball 20 yards to the WSU 37.

Mateer found Hernandez once again for a 15-yard gain before twice calling his own number on a 15-yard keeper and a 2-yard touchdown run. Adding insult to injury, Mateer caught the ensuing two-point conversion from receiver Kris Hutson on a fumbled reverse.

SDSU reached the Cougar 47 on its next drive, but a personal-foul penalty thwarted the advance, as the Scarlet and Black elected to punt from its own 41 with 2:19 left.

WSU gained one first down, forcing the Aztecs to use their final two timeouts. With just 28 seconds left, the Cougars punted, but a roughing the kicker penalty gave the visitors an automatic first down to seal the game.

Defensively, SDSU was led by Tano Letuli, who finished with a career-high 10 tackles, while Chris Johnson totaled eight stops of his own, including six solo efforts. In addition, the Aztecs registered three sacks of Mateer.

The Cougars marched 65 yards in five plays on their first possession when Mateer dialed up a flea flicker and connected with Cooper Mathers on a 26-yard scoring strike.

Shortly thereafter, the Aztecs responded with a pair of Gabriel Plascencia field goals.

WSU reached the red zone on its ensuing possession with Mateer sneaking it in from a yard out.

After the teams exchanged fourth-down stops late in the second period, O'Neil returned to the Aztec huddle and directed a 6-play, 60-yard scoring drive, capped by Cooper's 7-yard touchdown burst with 17 seconds left before intermission. However, the conversion attempt went awry, leaving SDSU two points behind at 14-12.

>>SCORING SUMMARY

Qtr	Time	Team	Scoring Play	Plays-Yds	TOP	Score
1st	12:26	WSU	Mathers 26-yd. pass f/Mateer (PAT good)	5-65	1:37	0-7
1st	8:54	SDSU	Plascencia 46-yd field goal	10-47	3:32	3-7
1st	0:00	SDSU	Plascencia 28-yd field goal	10-60	5:03	6-7
2nd	7:19	WSU	Mateer 1-yd rush (PAT good)	16-74	7:43	6-14
2nd	0:17	SDSU	Cooper 7-yd rush (2-pt. attempt failed)	6-60	1:41	12-14
3rd	7:05	SDSU	Bennett 27-yd pass f/Napier (PAT good)	3-43	1:06	19-14
4th	13:39	SDSU	Cooper 1-yd rush (PAT good)	11-69	5:23	26-14
4th	12:08	WSU	Hernandez 34-yd pass f/Mateer (PAT good)	4-80	1:27	26-21
4th	5:03	WSU	Mateer 2-yd rush (2-pt. conversion)	7-63	3:28	26-29

INDIVIDUAL STATISTICS

>>WASHINGTON STATE

Rushing	Att	Yds	TD	Long	Avg
Mateer	21	42	2	18	2.0
Parker	9	33	0	10	3.7
Williams	1	22	0	22	22.0
Schlenbaker	4	15	0	8	3.8
Barfield	4	6	0	3	1.5
Totals	40	114	2	22	2.8

Passing	C-A-I	Yds	TD	Long	Sack
Mateer	19-27-0	257	2	34	3
Totals	19-27-0	257	2	34	3

Receiving	No.	Yds	TD	Long
Williams	5	74	0	33
Hernandez	4	65	1	34
Shackelford	3	27	0	13
Hutson	3	16	0	15
Meredith	2	44	0	30
Mathers	1	26	1	26
Pulalasi	1	5	0	5
Totals	19	257	2	34

>>SAN DIEGO STATE

Rushing	Att	Yds	TD	Long	Avg
Cooper	18	78	2	20	4.3
Davis	1	38	0	38	38.0
Tupou'ata-Johnson	5	16	0	9	3.2
Poke	1	1	0	1	1.0
O'Neil	5	-3	0	7	-0.6
Totals	30	130	2	38	4.3

Passing	C-A-I	Yds	TD	Long	Sack
O'Neil	22-34-1	195	0	31	3
Tupou'ata-J	4-5-0	41	0	14	1
Herman	1-1-0	21	0	21	0
Napier	1-1-0	27	1	27	0
Totals	28-41-1	284	1	31	4

Receiving	No.	Yds	TD	Long
Poke	10	80	0	21
Harrison	6	46	0	18
Bennett	5	73	1	27
Napier	3	44	0	31
Shaw	3	35	0	13
Cooper	1	6	0	6
Totals	28	284	1	31

Game 8

SAN DIEGO STATE	0	10	0	14	-	24
BOISE STATE	21	14	7	14	-	56

Nov. 1 | Albertsons Stadium | Boise, Idaho | 6:10 p.m. MT | Attendance: 36,838



TEAM STATISTICS

	SDSU	BS
FIRST DOWNS	12	34
Rushing	6	14
Passing	6	18
Penalty	0	2
NET YARDS RUSHING	101	219
Rushing Attempts	26	46
Average Per Rush	3.9	4.8
Rushing Touchdowns	1	3
Yards Gained Rushing	131	229
Yards Lost Rushing	30	10
NET YARDS PASSING	155	322
Completions-Attempts-Int	14-30-2	26-34-0
Average Per Attempt	5.2	9.5
Average Per Completion	11.1	12.4
Passing Touchdowns	2	4
TOTAL OFFENSE YARDS	256	541
Total offense plays	56	80
Average Gain Per Play	4.6	6.8
Fumbles: Number-Lost	0-0	0-0
Penalties: Number-Yards	5-42	4-37
PUNTS-YARDS	4-201	2-89
Average Yards Per Punt	50.2	44.5
Net Yards Per Punt	50.2	37.5
Inside 20	2	0
50+ Yards	1	0
Touchbacks	0	0
Fair catch	3	0
KICKOFF-YARDS	5-307	9-530
Average Yards Per Kickoff	61.4	58.9
Net Yards Per Kickoff	40	34.2
Touchbacks	4	6
Fair Catch Yards	7	0
Punt returns: Number-Yards-TD	1-14-0	0-0-0
Average Per Return	14.0	0.0
Kickoff returns: Number-Yds-TD	3-72-0	0-0-0
Average Per Return	24.0	0.0
Interceptions: Number-Yds-TD	0-0-0	2-35-1
Fumble Returns: Number-Yds-TD	0-0-0	0-0-0
Miscellaneous Yards	0	0
Possession Time	20:28	39:32
1st Quarter	05:28	09:32
2nd Quarter	04:27	10:33
3rd Quarter	02:32	12:28
4th Quarter	08:01	06:59
Third-Down Conversions	2-14	9-13
Fourth-Down Conversions	6-6	2-2
Red-Zone Scores-Chances	2-2	7-7
Touchdowns	1	7
Field goals	1	0
Sacks By: Number-Yards	1-1	3-25
PAT Kicks	3-3	8-8
2Pts Conversions	0-0	0-0
Field Goals	1-1	0-0
Points off Turnover	0	14

▶▶ GAME NOTES

TEAM NOTES

- SDSU fell to 2-3 all-time at Boise State. The rest of the Mountain West is 10-96 (.094).
- This was the sixth time in 10 all-time meetings that one of the schools was nationally ranked. The nationally-ranked team is now 3-3 in the series.
- The Aztecs fell to 2-1 on the season when having less rest than their opponent (in this case, six days in between games to Boise State's seven days).
- SDSU fell to 10-8 all-time vs. Division I schools that call the state of Idaho home. SDSU is 3-0 against Idaho State, 3-2 in contests with Idaho and 4-6 against Boise State.
- San Diego State fell to 79-43 (.648) since the start of the 2015 campaign, which is the 20th best record in the country over that span.
- SDSU was 6-for-6 on fourth down, its most fourth down conversions in a game since at least the 1996 season.
- San Diego State allowed just its second 100-yard rusher of the season. Ashton Jeanty, who came into weekend averaging 196.6 yards per game, rushed for 149 tonight on 31 carries (4.8 avg.).
- San Diego State fell to 68-19 since 2015 when scoring just 20-plus points (3-3 this year).

SERIES NOTES

- San Diego State fell to 4-6 all-time against Boise State.
- The Aztecs dropped to 2-3 all-time at Boise State.
- SDSU fell to 1-2 all-time vs. the Broncos when they were nationally ranked.

Aztecs Fall at No. 15/19 Boise State

BOISE, Idaho -- San Diego State was unable to recover from a shaky start in a 56-24 loss at No. 15/19 Boise State Friday night in Boise. It was the first setback in Mountain West play for the Aztecs (3-5, 2-1 MW).

The Broncos (7-1, 4-0 MW) jumped out to a 28-0 lead before SDSU even got into BS territory. Maddux Madsen connected on consecutive touchdown passes to Latrell Caples from 18 and 19 yards, and then A'Marion McCoy picked off San Diego State true freshman quarterback Danny O'Neil and ran it back 35 yards to make it 21-0 Boise State after the first quarter.

Another O'Neil interception early in the second quarter led to Madsen's third touchdown pass of the half, this time finding Prince Strachan from 14 yards out.

The Aztecs finally got on the scoreboard as O'Neil connected on a 40-yard pass to Jordan Napier on a third-and-13 situation. SDSU's drive, however, stalled and Gabe Plascencia nailed a 27-yard field goal.

San Diego State forced a Bronco punt and responded with a 6-yard touchdown run by Marquez Cooper. It took the Aztecs just five plays to get 65 yards, thanks mainly to a 42-yard gain by Cooper on the second play of the drive.

BS, however, answered with a 13-play, 75-yard drive that ate up 5:36 of clock, twice converting third downs before Madsen's touchdown pass to Caples on fourth-and-1 from the SDSU 14 gave Boise State a 35-10 lead at the half.

The Broncos took their opening drive in the second half 75 yards, ending with a 4-yard touchdown run by Ashton Jeanty.

After the teams exchanged punts, BS went 90 yards on 13 plays over 6:27 before another 4-yard run by Jeanty made it 49-10, Boise State. The Broncos converted two third downs on the drive and got another first down on a fourth-and-3 when BS faked a punt with a 32-point lead.

San Diego State wouldn't give up and put together an impressive drive that went 75 yards on 16 plays. The Aztecs converted four fourth downs on the drive with an 8-yard run by Cooper on a fourth-and-2, a 3-yard run by Cooper on a fourth-and-1, a 10-yard pass from O'Neil to Napier on a fourth-and-8 and finally a 30-yard touchdown pass from O'Neil to Napier on a fourth-and-5.

Boise State got one back with a 2-yard run by Tyler Crowe to take a 56-17 lead.

Chris Johnson took the ensuing kickoff 46 yards to the SDSU 46. On a third-and-12 seven plays later, O'Neil found Mekhi Shaw, who made a diving catch in the end zone for the final points of the game.

O'Neil was 14 of 30 for 155 yards, two touchdowns and two interceptions. Cooper rushed for 94 yards on just 16 attempts (5.9 avg.) and Napier had a game-high eight catches for 79 yards.

San Diego State held Jeanty, who came into Friday averaging 196.6 yards per game, to 149 tonight on 31 carries (4.8 avg.). Madsen completed 24 of 32 passes for 307 yards and four touchdowns.

Tano Letuli had a game-high 10 tackles to lead the Aztecs for a second straight contest. Kyle Moretti and Bryce Phillips chipped in with six tackles apiece.

SDSU fell to 2-3 all-time at Boise State with the rest of the Mountain West going 10-96 (.094).

San Diego State was 6-for-6 on fourth down in the game, matching the most conversions in FBS play without a fail since 2007.

>> SCORING SUMMARY

Qtr	Time	Team	Scoring Play	Plays-Yds TOP	Score
1st	10:34	BS	Caples 18-yd pass f/Madsen (PAT good)	8-66	3:35
1st	1:39	BS	Caples 19-yd pass f/Madsen (PAT good)	10-75	5:48
1st	1:31	BS	McCoy 35-yd interception return (PAT good)	--	--
2nd	11:35	BS	Strachan 14-yd pass f/Madsen (PAT good)	9-58	3:34
2nd	9:12	SDSU	Plascencia 27-yd field goal	8-52	2:19
2nd	5:58	SDSU	Cooper 6-yd run (PAT good)	5-65	1:42
2nd	0:22	BS	Caples 14-yd pass f/Madsen (PAT good)	13-75	5:36
3rd	10:13	BS	Jeanty 4-yd run (PAT good)	9-75	4:47
4th	13:03	BS	Jeanty 4-yd run (PAT good)	13-90	6:27
4th	7:35	SDSU	Napier 30-yd pass f/O'Neil (PAT good)	16-75	5:28
4th	3:03	BS	Crowe 2-yd run (PAT good)	8-75	4:32
4th	0:30	SDSU	M. Shaw 30-yd pass f/O'Neil (PAT good)	7-54	2:21

INDIVIDUAL STATISTICS

>> SAN DIEGO STATE

Rushing	Att	Yds	TD	Long	Avg
Cooper	16	94	1	42	5.9
Davis	5	29	0	19	4.8
White	1	4	0	4	4.0
O'Neil	4	-21	0	4	-5.2
Totals	26	131	1	42	3.9
Passing	C-A-I	Yds	TD	Long	Sack
O'Neil	14-30-2	155	2	40	3
Totals	14-30-2	155	2	40	3
Receiving	No.	Yds	TD	Long	
Napier	8	79	1	40	
Poke	3	16	0	8	
Shaw	2	41	1	30	
Bennett	1	12	0	12	
Cooper	0	7	0	7	
Totals	14	155	2	46	

>> BOISE STATE

Rushing	Att	Yds	TD	Long	Avg
Jeanty	31	149	2	35	4.8
Madsen	4	25	0	14	6.2
Riley	4	16	0	11	4.0
Crowe	5	14	1	14	2.8
Bates	1	9	0	9	9.0
O'Neil	1	6	0	6	6.0
Totals	46	219	3	35	4.8
Passing	C-A-I	Yds	TD	Long	Sack
Madsen	24-32-0	307	4	22	1
Nelson	2-2-0	15	0	15	0
Totals	26-34-0	322	4	22	1
Receiving	No.	Yds	TD	Long	
Caples	6	90	3	19	
Camper	4	50	0	14	
Strachan	4	49	1	22	
Penry	3	28	0	11	
Jeanty	2	31	0	16	
Wagner	2	23	0	14	
Lauter	2	18	0	10	
Bolt	1	18	0	18	
Bates	1	11	0	11	
Crowe	1	4	0	4	
Totals	26	322	4	22	

Game 9

NEW MEXICO	14	0	0	7	-	21
SAN DIEGO STATE	3	10	3	0	-	16

Nov. 8 | Snapdragon Stadium | San Diego, Calif. | 7:35 p.m. PT | Attendance: 21,832



TEAM STATISTICS

	UNM	SDSU
FIRST DOWNS	21	26
Rushing	13	12
Passing	7	9
Penalty	1	5
NET YARDS RUSHING	300	146
Rushing Attempts	35	46
Average Per Rush	8.6	3.2
Rushing Touchdowns	2	0
Yards Gained Rushing	302	164
Yards Lost Rushing	2	18
NET YARDS PASSING	175	195
Completions-Attempts-Int	16-24-0	26-42-0
Average Per Attempt	7.3	4.6
Average Per Completion	10.9	7.5
Passing Touchdowns	1	1
TOTAL OFFENSE YARDS	475	341
Total offense plays	59	88
Average Gain Per Play	8.1	3.9
Fumbles: Number-Lost	0-0	0-0
Penalties: Number-Yards	8-104	8-65
PUNTS-YARDS	5-165	5-206
Average Yards Per Punt	33.0	41.2
Net Yards Per Punt	32.2	37.8
Inside 20	2	3
50+ Yards	1	1
Touchbacks	0	0
Fair catch	3	1
KICKOFF-YARDS	4-212	5-266
Average Yards Per Kickoff	53.0	53.2
Net Yards Per Kickoff	26.8	37.2
Touchbacks	0	1
Fair Catch Yards	0	6
Punt returns: Number-Yards-TD	1-17-0	1-4-0
Average Per Return	17.0	4.0
Kickoff returns: Number-Yds-TD	2-40-0	4-105-0
Average Per Return	20.0	26.2
Interceptions: Number-Yds-TD	0-0-0	0-0-0
Fumble Returns: Number-Yds-TD	0-0-0	0-0-0
Miscellaneous Yards	0	0
Possession Time	24:58	35:02
1st Quarter	03:36	11:24
2nd Quarter	06:55	08:05
3rd Quarter	05:37	09:23
4th Quarter	08:50	06:10
Third-Down Conversions	5-11	11-20
Fourth-Down Conversions	0-1	0-0
Red-Zone Scores-Chances	1-2	4-4
Touchdowns	1	1
Field goals	0	3
Sacks By: Number-Yards	2-11	0-0
PAT Kicks	3-3	1-1
2Pts Conversions	0-0	0-0
Field Goals	0-0	3-3
Points off Turnover	0	0

▶▶ GAME NOTES

TEAM NOTES

- San Diego State had its nine-game winning streak snapped against New Mexico. The nine-game winning streak was tied for the Aztecs' longest against a team (also New Mexico State).
- It was the first win in the series by the Lobos since 2008.
- SDSU fell to 2-3 on the season in one-score games (all happening over its last six). The five one-scores games have been decided by a total of 15 points.
- San Diego State overcame its largest deficit (11 points) since overcoming a 14-point deficit to San Jose State on Nov. 12, 2022 and winning, 43-27.
- The Aztecs fell to 79-44 (.642) since the start of the 2015 campaign, which is the 20th-best record in the country over that span.
- SDSU fell to 51-25 (.671) in its last 76 regular-season games against Mountain West opponents.
- San Diego State fell to 38-5 over its last 43 games when leading after the end of the third quarter.
- The Aztecs allowed just their third 100-yard rusher of the season.
- SDSU allowed just seven points in the second half, its fewest since also surrendering seven at Colorado State on Nov. 11, 2023.
- San Diego State had 26 first downs, its most since getting 31 vs. No. 24 UTSA in the 2021 Frisco Bowl.
- The Aztecs had five more first downs than UNM, their largest advantage against an FBS opponent since having nine more than at New Mexico on Nov. 18, 2022.
- SDSU ran its most plays (88) since running 99 against Eastern Illinois on Aug. 28, 2013.
- San Diego State played in its first turnover free game since Nov. 13, 2021 vs. Nevada.
- The Aztecs had more time of possession than their opponent for the first time this season.
- SDSU had an advantage in penalty yards (less than New Mexico) for the first time this season.
- San Diego State had its most third down conversions (11) since having 11 at San Jose State on Nov. 4, 2017.
- The Aztecs had their highest third down percentage (55.0) since having a 55.8 mark at No. 14 Brigham Young on Dec. 12,

SDSU Edged by New Mexico, 21-16

SAN DIEGO – San Diego State rallied from an early 14-3 deficit but was unable to hold on in a 21-16 loss to New Mexico Friday night at Snapdragon Stadium.

Eli Sanders had two long touchdown runs in the first quarter and Devon Dampier had a go-ahead touchdown pass in the fourth as the Lobos (3-6, 3-3 MW) beat the Aztecs (3-6, 2-2 MW) for the first time since 2008, snapping SDSU's nine-game winning streak in the series.

Sanders scored on a 51-yard run to cap a four-play 99-yard drive the second time UNM had the ball.

San Diego State got deep into New Mexico territory on its ensuing drive and almost scored on a tricky reverse, but wide receiver Jordan Napier's pass just missed a wide-open quarterback Danny O'Neil end the end zone on third-and-goal. The Aztecs made it to a 22-yard field goal by Gabe Plascencia, finishing up a 13-play, 71-yard drive.

Sanders raced 68 yards for a touchdown on the Lobos' second play from scrimmage on their third possession for a 14-3 lead after one quarter.

Napier set SDSU up in good field position with a career-long 61-yard kickoff return. San Diego State got to the UNM 7-yard line, but consecutive TFLs by New Mexico and an incomplete pass by O'Neil made the Aztecs take the three points on a 31-yard field goal.

Late in the half, Marquez Cooper caught a 5-yard pass from O'Neil and ran into the end zone untouched to close the Lobo lead to 14-13 at intermission.

After the teams traded punts coming out of the locker room, San Diego State went 80 yards on 16 plays before Plascencia connected on his third field goal of the game, this time from 28 yards and giving the Aztecs their first lead of the game at 16-14 with 1:39 to play in the third quarter.

UNM answered with a 9-play, 65-yard drive, culminating with an 8-yard touchdown pass from Dampier to Ryan Davis, making it 21-16 New Mexico with 13:07 left to play.

SDSU got all the way to the Lobo 35-yard line on its next drive, but Cam Davis was stuffed on a third-and-1 situation with a 4-yard loss. San Diego State head coach Sean Lewis elected to punt and Tyler Pastula pined UNM at its own 2.

New Mexico made it to the Aztec 34, using up 3:46 of the clock before Aaron Rodriguez punted to the SDSU 4.

San Diego State managed only 13 yards on five plays and would have to rely on its defense to get the ball back following another Pastula punt.

The Lobos, however, ran out the clock, including converting a third-and-6 with a 7-yard Dampier run. Dampier then kneeled to give UNM the 21-16 victory.

Sanders carried 16 times for 173 yards for the Lobos. Dampier completed 16 of 24 passes for 175 yards and rushed 16 times for 120 more.

Marquez Cooper totaled 123 yards on 35 carries for the Aztecs for his fourth 100-yard rushing game of the season and 21st of his career.

O'Neil had 195 yards on 26-for-41 passing, targeting Napier 16 times. Napier finished with nine catches for 63 yards.

Chris Johnson led the SDSU defense with six tackles, keeping a team that came into the game averaging just under 35 points to 21 points, including seven in the second half.

San Diego State fell to 2-3 on the season in one-score games (all happening over its last six), decided by a total of 15 points.

The Aztecs had their most first downs (26) since the 2021 Frisco Bowl vs. No. 24 UTSA and ran their most plays (88) since running 99 against Eastern Illinois on Aug. 28, 2013.

>>SCORING SUMMARY

Qtr	Time	Team	Scoring Play	Plays-Yds	TOP	Score
1st	8:46	UNM	Sanders 51-yd run (PAT good)	4-99	1:24	0-7
1st	3:08	SDSU	Plascencia 22-yd field goal	13-71	5:32	3-7
1st	2:32	UNM	Sanders 68-yd run (PAT good)	2-81	0:32	3-14
2nd	14:52	SDSU	Plascencia 31-yd field goal	7-15	2:24	6-14
2nd	2:37	SDSU	Cooper 5-yd pass f/O'Neil (PAT good)	8-65	2:37	13-14
3rd	1:39	SDSU	Plascencia 28-yd field goal	16-80	5:20	16-14
4th	13:07	UNM	David 8-yd pass f/Dampier (PAT good)	9-65	3:25	16-21

INDIVIDUAL STATISTICS

>>NEW MEXICO

Rushing	Att	Yds	TD	Long	Avg
Sanders	16	173	2	68	10.8
Dampier	17	127	0	27	7.5
Rogers	1	1	0	1	1.0
TEAM	1	-1	0	0	-1.0
Totals	35	302	2	68	8.6

Passing	C-A-I	Yds	TD	Long	Sack
Dampier	16-24-0	175	1	43	0
Totals	16-24-0	175	1	43	0

Receiving	No.	Yds	TD	Long
Davis	5	47	1	13
Wysong	5	37	0	12
Sanders	2	7	0	7
Bruckler	2	6	0	4
Trujillo	1	43	0	43
Medford	1	35	0	35
Totals	16	175	1	43

>>SAN DIEGO STATE

Rushing	Att	Yds	TD	Long	Avg
Cooper	35	123	0	11	3.5
O'Neil	8	21	0	14	2.6
Davis	3	2	0	3	0.7
Totals	46	146	0	14	3.2

Passing	C-A-I	Yds	TD	Long	Sack
O'Neil	26-41-0	195	1	40	2
Napier	0-1-0	0	0	0	0
Totals	126-42-0	195	1	40	2

Receiving	No.	Yds	TD	Long
Napier	9	63	40	40
Brown IV	4	38	0	15
Wolfe	4	22	0	7
Cooper	3	6	1	5
Shaw	2	18	0	15
Poke	2	18	0	9
Harrison	1	16	0	16
Bennett	1	14	0	14
Totals	26	195	1	40

Game 10

SAN DIEGO STATE
UNLV

0	6	7	7	-	20
7	21	10	3	-	41

Nov. 16 | Allegiant Stadium | Las Vegas, Nev. | 7:37 p.m. PT | Attendance: 30,386



TEAM STATISTICS

	SDSU	UNLV
FIRST DOWNS	14	26
Rushing	5	11
Passing	7	12
Penalty	2	3
NET YARDS RUSHING	107	253
Rushing Attempts	35	47
Average Per Rush	3.1	5.4
Rushing Touchdowns	1	4
Yards Gained Rushing	134	263
Yards Lost Rushing	27	10
NET YARDS PASSING	163	262
Completions-Attempts-Int	14-23-2	23-32-0
Average Per Attempt	7.1	8.2
Average Per Completion	11.6	11.4
Passing Touchdowns	2	1
TOTAL OFFENSE YARDS	270	515
Total offense plays	58	79
Average Gain Per Play	4.7	6.5
Fumbles: Number-Lost	2-0	2-1
Penalties: Number-Yards	9-91	4-32
PUNTS-YARDS	6-289	4-130
Average Yards Per Punt	48.2	32.5
Net Yards Per Punt	42.3	27.2
Inside 20	1	2
50+ Yards	3	1
Touchbacks	0	0
Fair catch	1	0
KICKOFF-YARDS	4-253	8-520
Average Yards Per Kickoff	63.2	65.0
Net Yards Per Kickoff	39.2	39.5
Touchbacks	3	6
Fair Catch Yards	0	0
Punt returns: Number-Yards-TD	1-20-0	5-35-0
Average Per Return	20.0	7.0
Kickoff returns: Number-Yds-TD	2-54-0	1-21-0
Average Per Return	27.0	21.0
Interceptions: Number-Yds-TD	0-0-0	2--7-0
Fumble Returns: Number-Yds-TD	1-72-0	0-0-0
Miscellaneous Yards	0	0
Possession Time	23:58	36:55
1st Quarter	05:42	09:18
2nd Quarter	06:59	08:01
3rd Quarter	07:48	07:12
4th Quarter	03:29	12:24
Third-Down Conversions	3-12	8-16
Fourth-Down Conversions	1-3	1-2
Red-Zone Scores-Chances	1-2	6-8
Touchdowns	1	5
Field goals	0	1
Sacks By: Number-Yards	1-6	2-15
PAT Kicks	2-2	5-5
2Pts Conversions	0-1	0-0
Field Goals	0-0	2-2
Points off Turnover	0	7

▶▶ GAME NOTES

BIG NOTES

- RB Marquez Cooper became the first Aztec with a 1,000-yard rushing season since Greg Bell in 2021 (Bell had 1,091 yards in 14 games) and the 19th different Aztec with a 1,000-yard season (27 times overall).
- Cooper is the first player in NCAA FBS history with a 1,000-yard rushing season with three different teams. Cooper had 1,080 and 1,326 while at Kent State in 2021 and 2022, respectively, and 1,043 last year at Ball State.
- Cooper has tied an NCAA FBS record with four 1,000-yard rushing seasons. The other players to accomplish the feat are Tony Dorsett (Pittsburgh, 1973-76), Amos Lawrence (North Carolina, 1977-80), Dennis Manns, New Mexico State (1995-98), Ron Dayne (Wisconsin, 1996-99); Cedric Benson (Texas, 2002-05), DonTrell Moore (New Mexico, 2002-05), Tyrell Fenroy (Louisiana, 2005-08), Damion Fletcher (Southern Miss., 2006-09), Justin Jackson (Northwestern, 2014-17) and Myles Gaskin (Washington, 2015-18).

TEAM NOTES

- San Diego State had its four-game winning streak against UNLV snapped. The four-game winning streak was tied for the longest in series history.

SERIES NOTES

- San Diego State fell to 22-11 all-time against UNLV.
- The Aztecs had their four-game winning streak against UNLV snapped, which was the longest winning streak for either team in the series.
- SDSU is now 9-7 all-time at UNLV, including a 1-1 record at Allegiant Stadium.
- San Diego State has still won eight of the last 10 meetings (8-2), 11 of the last 14 (11-3) and 17 of the last 22 (17-5).

Aztecs Topped at UNLV, 41-20

LAS VEGAS -- San Diego State was unable to stop UNLV's potent offensive attack in a 41-20 loss Saturday night in Las Vegas. The loss put the Aztecs (3-7, 2-3 MW) out of bowl contention for just the second time since the 2009 season.

Haji-Malik Williams threw a touchdown pass and ran for two more touchdowns for the Rebels (8-2, 4-1 MW), who snapped SDSU's four-game winning streak in the series.

Williams finished 20-of-29 passing for 244 yards and ran for touchdowns of 12 and 7 yards.

Williams threw a 2-yard touchdown pass to Kaleo Ballungay to open the scoring with 4:05 left in the first quarter.

Greg Burrell capped a nine-play, 70-yard drive with a 20-yard TD run early in the second quarter to make it a 14-0 game.

San Diego State attempted a fake pass on fourth-and-5, but punter Tyler Pastula's pass to Deshawn McCuin was snuffed out by Ricky White and UNLV got the ball on the Aztecs 38. Six plays later, Jai'Den Thomas ran it in from four yards out to give the Rebels a 21-0 lead with 9:20 to go in the first half.

SDSU finally got on the scoreboard late in the second quarter after starting with good field position following a blocked punt by Chris Johnson. Starting on the UNLV 40, San Diego State finished a 5-play drive with a 29-yard touchdown pass by Danny O'Neil to Louis Brown IV. The 2-point try, however, failed and the Aztecs trailed, 21-6, with 3:25 left in the half.

The SDSU defense forced a punt, but Jalen Catalan picked off a pass from O'Neil to give the Rebels possession at their own 47. Six plays later Williams scrambled for a 12-yard touchdown to make it 28-6 at halftime.

San Diego State went three-and-out on the opening possession of the second half before Williams capped an eight-play, 73-yard drive with a 7-yard touchdown run.

The Aztecs answered when O'Neil found Ja'Shaun Poke with a 46-yard touchdown. It was Poke's first touchdown at SDSU and first since playing for Kent State against Buffalo on Nov. 26, 2022.

UNLV quickly got into San Diego State territory on a 47-yard pass from Williams to Kayden McGee, but the Aztec defense was able to hold Caden Chittenden's to a 46-yard field goal with 6:46 left in the third quarter, stretching the lead to 38-13.

O'Neil's quarterback sneak on fourth-and-goal from the 1 made it 38-20 with 13:46 to play. It was the first career rushing touchdown for the true freshman and first rushing score by a SDSU player not named Marquez Cooper this season.

The Rebels closed the scoring with a 10-play, 72-yard drive, ending with a 21-yard Chittenden field goal.

Trying to punch it in from the San Diego State 1 on UNLV's next drive, Aztec safety Eric Butler batted the ball out of Cameron Friel's hands. Dalsean Staley recovered and ran it back 72 yards to the Rebel 28. Facing a fourth-and-1 from the Rebel 19, O'Neil's pass went through the hands of wide receiver Jordan Napier in the end zone.

UNLV ran out the clock to secure the win.

O'Neil completed 13 of 22 passes for 162 yards, two touchdowns and two interceptions.

Marquez Cooper ran for 97 yards on 26 carries, becoming the first Aztec with a 1,000-yard rushing season since Greg Bell in 2021. Cooper became the first player in NCAA FBS history with a 1,000-yard rushing season with three different teams (1,080 and 1,326 while at Kent State in 2021 and 2022, respectively, and 1,043 last year at Ball State). Additionally, Cooper tied an NCAA FBS record with four 1,000-yard rushing seasons.

Johnson, Butler and Kyle Moretti all had eight tackles apiece for SDSU, while Brady Nassar chipped in with five tackles (three solo), including a sack and three tackles for loss.

Despite the loss, San Diego State has still won eight of the last 10 meetings (8-2) with UNLV, 11 of the last 14 (11-3) and 17 of the last 22 (17-5).

>>SCORING SUMMARY

Qtr	Time	Team	Scoring Play	Plays-Yds	TOP	Score
1st	4:05	UNLV	Ballungay 2-yd pass f/Williams (PAT good)	4-50	2:08	0-7
2nd	14:24	UNLV	Burrell 20-yd run (PAT good)	9-70	3:02	0-14
2nd	9:20	UNLV	Thomas 4-yd run (PAT good)	6-38	2:12	0-21
2nd	3:25	SDSU	Brown IV 29-yd pass f/O'Neil (2-pt. failed)	5-40	2:07	6-21
2nd	0:16	UNLV	Williams 12-yd run (PAT good)	5-47	0:45	6-28
3rd	9:40	UNLV	Williams 7-yd run (PAT good)	8-73	3:48	6-35
3rd	8:22	SDSU	Poke 46-yd pass f/O'Neil (PAT good)	4-75	1:18	13-35
3rd	6:46	UNLV	Chittenden 46-yd field goal	5-47	1:36	13-38
4th	13:46	SDSU	O'Neil 1-yd run (PAT good)	8-35	3:06	20-38
4th	9:34	UNLV	Chittenden 21-yd field goal	10-72	4:09	20-41

INDIVIDUAL STATISTICS

>>SAN DIEGO STATE

Rushing	Att	Yds	TD	Long	Avg
Cooper	26	97	0	10	3.7
O'Neil	9	10	1	16	1.1
Totals	35	107	1	16	3.1

Passing	C-A-I	Yds	TD	Long	Sack
O'Neil	13-22-2	162	2	46	2
Pastula	1-1-0	1	0	1	0
Totals	14-23-2	163	2	46	2

Receiving	No.	Yds	TD	Long
Napier	5	27	0	13
Poke	3	79	1	46
Cooper	2	14	0	10
Brown IV	1	29	1	29
Harrison	1	9	0	9
Bennett	1	4	0	4
McCuin	1	1	0	1
Totals	14	163	2	46

>>UNLV

Rushing	Att	Yds	TD	Long	Avg
Burrell	10	58	1	20	5.8
Thomas	11	55	1	12	5.0
De Jesus	2	42	0	43	21.0
James	4	38	0	22	9.5
Williams	10	29	2	12	2.9
Green	5	15	0	4	3.0
Friel	2	15	0	14	7.5
Irvin Jr.	1	2	0	2	2.0
Elad	2	-1	0	0	-0.5
Totals	47	253	4	43	5.4

Passing	C-A-I	Yds	TD	Long	Sack
Williams	20-29-0	244	1	47	1
Friel	3-3-0	18	0	9	0
Totals	23-32-0	262	1	47	1

Receiving	No.	Yds	TD	Long
De Jesus	7	75	0	25
White III	5	68	0	22
Ballungay	3	38	1	29
McGee	2	48	0	47
Irvin Jr.	2	9	0	7
Cain	1	13	0	13
Thompson Jr.	1	9	0	9
Moore	1	1	0	1
James	1	1	0	1
Totals	26	195	1	40

Game 11

SAN DIEGO STATE	3	10	0	7	-	20
UTAH STATE	0	14	7	20	-	41

Nov. 23 | Maverik Stadium | Logan, Utah | 1:32 p.m. MT | Attendance: 12,583



TEAM STATISTICS

	SDSU	USU
FIRST DOWNS	23	25
Rushing	10	15
Passing	10	8
Penalty	3	2
NET YARDS RUSHING	188	322
Rushing Attempts	38	50
Average Per Rush	4.9	6.4
Rushing Touchdowns	1	3
Yards Gained Rushing	219	341
Yards Lost Rushing	31	19
NET YARDS PASSING	224	166
Completions-Attempts-Int	26-36-0	18-22-1
Average Per Attempt	6.2	7.5
Average Per Completion	8.6	9.2
Passing Touchdowns	1	3
TOTAL OFFENSE YARDS	412	488
Total offense plays	74	72
Average Gain Per Play	5.6	6.8
Fumbles: Number-Lost	0-0	0-0
Penalties: Number-Yards	12-101	4-55
PUNTS-YARDS	6-286	4-181
Average Yards Per Punt	47.7	45.2
Net Yards Per Punt	39.8	45.2
Inside 20	0	2
50+ Yards	2	1
Touchbacks	2	0
Fair catch	0	2
KICKOFF-YARDS	5-310	7-455
Average Yards Per Kickoff	62.0	65.0
Net Yards Per Kickoff	38	40.7
Touchbacks	4	6
Fair Catch Yards	0	0
Punt returns: Number-Yards-TD	1-0-0	3-7-0
Average Per Return	0.0	2.3
Kickoff returns: Number-Yds-TD	1-20-0	0-0-0
Average Per Return	20.0	0.0
Interceptions: Number-Yds-TD	1-0-0	0-0-0
Fumble Returns: Number-Yds-TD	0-0-0	0-0-0
Miscellaneous Yards	0	0
Possession Time	30:26	29:34
1st Quarter	10:03	04:57
2nd Quarter	07:25	07:35
3rd Quarter	05:39	09:21
4th Quarter	07:19	07:41
Third-Down Conversions	6-16	7-13
Fourth-Down Conversions	0-2	1-2
Red-Zone Scores-Chances	4-5	6-6
Touchdowns	2	6
Field goals	2	0
Sacks By: Number-Yards	2-14	4-22
PAT Kicks	2-2	5-6
2PTs Conversions	0-0	0-0
Field Goals	2-2	0-0
Points off Turnover	7	0

▶▶ GAME NOTES

BIG NOTES

- RB Marquez Cooper became the 23rd player in NCAA FBS history with 5,000 rushing yards for his career and the first since Wisconsin's Jonathan Taylor in 2019.
- Cooper logged his fifth 100-yard rushing game of the season and 22nd of his career.
- Cooper became the first Aztec with 10 rushing touchdowns in a season since Juwan Washington in 2018.
- WR Louis Brown IV recorded his second 100-yard receiving game of the season and third of his career.
- EDGE Trey White had a solo sack, giving him 12.5 on the year, tied with Andy Coviello in 1991 for the third most in SDSU single-season history.
- SDSU had a 100-yard rusher and a 100-yard passer for the second game this season (also at Central Michigan on Sept. 28).

TEAM NOTES

- San Diego State fell to 3-5 on the season, but just 68-21 since 2015 when scoring at least 20 points.
- The Aztecs dropped to 37-6 since 2012 when not committing a turnover.
- SDSU fell to 53-6 over its last 59 games

SERIES NOTES

- San Diego State fell to 13-5 all-time against Utah State.
- The Aztecs are now 5-1 against the Aggies in Logan, Utah.
- USU's three straight wins are its longest winning streak in the series.

TRENDS

- The Aztecs lost the coin toss for the eighth time this season (3-8).
- SDSU started with the ball for the 120th time over the last 168 games.
- San Diego State did not allow its opponent to score on its opening possession for the seventh time this season in 11 games, 23rd time in 36 games since 2022, 35th time in 49 games since 2021 and 89th time since 2015 (125 games).
- The Aztecs did not allow a first-quarter TD for the 11th time in the last 20 games.
- SDSU has allowed seven or fewer points in 31 of the last 35 first quarters.
- San Diego State fell to 3-2 on the season when scoring first.
- The Aztecs fell to 2-1 on the season when leading at the end of the first quarter.

Aztec Fall at Utah State

LOGAN, Utah — San Diego State jumped out to a 13-0 lead at Utah State, but the Aggies (4-7, 3-3 MW) scored 41 consecutive points en route to a 41-20 victory over the Aztecs (3-8, 2-4 MW) Saturday at Maverik Stadium in Logan, Utah. It was the fifth straight loss for SDSU, which fell to 1-5 all-time in Logan.

Marquez Cooper ran for 118 yards and a touchdown, his fifth 100-yard game of the season and 22nd of his career. He also became the 23rd player to break 5,000 rushing yards for his career.

Louis Brown IV caught seven passes for 114 yards and his second 100-yard game of the season as Danny O'Neil completed 23 of 31 passes for 199 yards.

Starting with the ball, San Diego State quickly got into USU territory on a 34-yard run by O'Neil. The Aztecs got four first downs on the 10-play, 71-yard drive, but were unable to convert fourth-and-goal from the 1 as O'Neil's pass to Mike Harrison was caught for a 3-yard loss.

After the teams exchanged punts, SDSU used a 42-yard pass from O'Neil to Brown IV to get across Utah State's side of the field. San Diego State got all the way to the 14, but back-to-back false start penalties had the Aztecs settling for a 35-yard field goal by Gabe Plascencia as time expired in the first quarter.

Early in the second quarter, Trey White hit Aggie quarterback Spencer Petras as he threw the ball, which dropped into the hands of a waiting Brady Nassar. SDSU then finished off a 6-play, 46-yard drive with a 14-yard run by Cooper to take a 10-0 lead with 7:49 left in the first half.

After stuffing USU on a fourth-and-1 from its own 34, San Diego State looked to add to its lead. Facing a third-and-22, O'Neil found Brown IV for a 29-yard pass to get to the Utah State 16-yard line. The Aztecs, however, could get no closer than the 12 and had to settle for a 30-yard field goal by Plascencia. It was the 12th consecutive made field goal for the left-footed kicker.

The Aggies, however, started their streak of 41 straight points with consecutive touchdowns to close the first half. The first was a 19-yard run by backup quarterback Bryson Barnes and the second was a 9-yard pass from Barnes to Grant Page, giving USU a 14-13 lead at halftime.

Utah State scored a touchdown on four of its first five drives in the second half, making it a stretch of six out of seven drives in which it scored a touchdown after trailing, 13-0. Barnes connected on a 10-yard pass to Josh Sterzer as the Aggies led, 21-13, at the end of the third quarter.

In the fourth, Barnes found Page for a 6-yard touchdown, then Kyrese White and Herschel Turner each added touchdown runs of 5 yards and 1 yard, respectively.

SDSU put together one last scoring drive to stop the bleeding, going 75 yards on 11 plays before Javance Tupou'ata-Johnson found Mekhi Shaw for a 12-yard touchdown. Tupou'ata-Johnson was 3-for-5 for 25 yards and 16 rushing yards on four carries on the drive.

Dalesean Staley had a career and game-high 11 tackles for San Diego State, while Chris Johnson, Tano Letuli and Kyle Moretti chipped in with nine tackles apiece.

USU's Bryson Barnes completed 13 of 15 passes for 139 yards and three touchdowns in relief of Petras, and added 193 yards and a touchdown on 15 carries for a 12.9 average.

>>SCORING SUMMARY

Qtr	Time	Team	Scoring Play	Plays-Yds TOP	Score
1st	0:00	SDSU	Plascencia 35-yd field goal	9-65	4:22 3-0
2nd	7:49	SDSU	Cooper 14-yd run (PAT good)	6-46	2:28 10-0
2nd	3:16	SDSU	Plascencia 30-yd field goal	7-21	3:16 13-0
2nd	1:53	USU	Barnes 19-yd run (PAT good)	3-65	1:23 13-7
2nd	0:16	USU	Page 9-yd pass f/Barnes (PAT good)	8-65	1:17 13-14
3rd	10:58	USU	Sterzer 10-yd pass f/Barnes (PAT good)	8-75	4:02 13-21
4th	12:26	USU	Page 6-yd pass f/Barnes (PAT missed)	9-80	12:26 13-27
4th	8:07	USU	White 5-yd run (PAT good)	4-80	1:25 13-34
4th	3:08	USU	Turner 1-yd run (PAT good)	6-41	3:10 13-41
4th	0:32	SDSU	Shaw 12-yd pass f/Tupou'ata-Johnson (PAT good)	11-75	2:36 20-41

INDIVIDUAL STATISTICS

>>SAN DIEGO STATE

Rushing	Att	Yds	TD	Long	Avg
Cooper	23	118	1	14	5.1
O'Neil	8	37	0	34	4.6
Sutton	1	17	0	17	17.0
Tupou'ata-Johnson	4	16	0	12	4.0
Napier	2	0	0	2	0.0
Totals	38	188	1	34	4.9

Passing	C-A-I	Yds	TD	Long	Sack
O'Neil	23-31-0	199	0	42	3
Johnson	3-5-0	25	1	12	1
Totals	26-36-0	224	1	42	4

Receiving	No.	Yds	TD	Long
Brown IV	7	114	0	42
Napier	4	2	0	5
Shaw	3	33	1	12
Bennett	3	25	0	14
Poke	3	20	0	10
Harrison	3	17	0	11
Davis	2	4	0	2
Cooper	1	9	0	9
Totals	26	224	1	42

>>UTAH STATE

Rushing	Att	Yds	TD	Long	Avg
Barnes	15	193	1	63	12.9
Faison	9	52	0	23	5.8
Turner	12	52	1	26	4.3
Jameson	8	30	0	11	3.8
White	1	5	1	5	5.0
TEAM	1	-1	0	0	-1.0
Petras	4	-9	0	3	-2.2
Totals	50	322	3	63	6.4

Passing	C-A-I	Yds	TD	Long	Sack
Barnes	13-15-0	139	3	45	0
Petras	5-7-1	27	0	8	2
Totals	18-22-1	166	3	45	2

Receiving	No.	Yds	TD	Long
White	6	67	1	45
Page	6	55	2	16
Sterzer	2	24	1	14
Tia	2	11	0	10
Hestera	1	6	0	6
Turner	1	3	0	3
Totals	18	166	3	45

2024 STATISTICS

Overall: 3-8

MW: 2-4

Home: 2-3

Road: 1-5

Neutral: 0-0

Team Statistics

	SDSU	OPP
Scoring	236	324
Points per game	21.5	29.5
Points Off Turnovers	51	36
First Downs	198	258
Rushing	75	118
Passing	99	111
Penalty	24	29
Rushing Yardage	1427	2211
Yards gained rushing	1719	2467
Yards lost rushing	292	256
Rushing attempts	389	457
Average per rush	3.7	4.8
Average per game	129.7	201.0
TDs Rushing	11	22
Passing Yardage	2232	2441
Comp-Att-Int	209-342-8	221-341-7
Average per pass	6.5	7.2
Average per catch	10.7	11.0
Average per game	202.9	221.9
TDs Passing	14	20
Total offense	3659	4652
Total plays	731	798
Average per play	5.0	5.8
Average per game	332.6	422.9
Kick returns: #-Yards	22-456	17-286
Punt returns: #-Yards	18-108	21-115
Int returns: #-Yards	7-213	8-68
Kick return average	20.7	16.8
Punt return average	6.0	5.5
Int return average	30.4	8.5
Fumbles-Lost	5-1	11-5
Penalties-Yards	103-933	76-741
Average per game	84.8	67.4
Punts-Yards	59-2655	47-1847
Average per punt	45.0	39.3
Net punt average	40.3	36.6
Kickoffs-Yards	52-3085	62-3834
Average per kick	59.3	61.8
Net kick average	39.5	38.5
Time of possession / game	27:00	33:05
3rd-down conversion	56/163	74/160
3rd-down pct	34%	46%
4rd-down conversion	15/27	14/25
4rd-down pct	56%	56%
Sacks by-Yards	32-163	28-177
Misc Yards	0	0
Touchdowns scored	28	43
Field goals - attempts	14-17	8-13
On-Side kicks	0-1	0-0
Red-zone scores	(27-34) 79%	(38-42) 90%
Red-zone touchdowns	(15-34) 44%	(33-42) 79%
PAT-attempts	(24-25) 96%	(38-40) 95%
2-point conversion-attempts	(1-4) 25%	(2-3) 67%
Attendance	130574	165231
Games / Avg per game	5/26115	6/27539
Neutral site games	-	0/0

Score by Periods

Team	1st	2nd	3rd	4th	OT	TOT
San Diego St.	38	77	41	80	0	236
Opponents	83	79	62	100	0	324

2024 SAN DIEGO STATE STATISTICS

Rushing

Player	gp	att	gain	loss	net	avg	td	lg	avg/g
Marquez Cooper	11	269	1245	65	1180	4.4	10	47	107.3
Cam Davis	7	13	84	9	75	5.8	0	38	10.7
Danny O'Neil	10	62	233	165	68	1.1	1	34	6.8
Jaylon Armstead	3	13	46	4	42	3.2	0	15	14.0
Javance Tupou'ata-Johnson	4	18	65	28	37	2.1	0	13	9.3
Lucky Sutton	3	5	35	0	35	7.0	0	17	11.7
Trey White	11	1	4	0	4	4.0	0	4	0.4
Jordan Napier	11	3	2	7	-5	-1.7	0	2	-0.5
Ja'Shaun Poke	11	4	5	10	-5	-1.3	0	4	-0.5
Team	11	1	0	4	-4	-4.0	0	0	-0.4
Total	11	389	1719	292	1427	3.7	11	47	129.7
Opponents	11	457	2467	256	2211	4.8	22	68	201.0

Passing

Player	gp	effic	comp-att-int	pct	yds	td	lg	avg/g
Danny O'Neil	10	125.2	185-298-6	62.1	1951	11	53	195.1
Javance Tupou'ata-Johnson	4	105.8	20-39-2	51.3	222	2	40	55.5
Tyler Pastula	11	146.2	2-2-0	100.0	11	0	10	1.0
Jordan Napier	11	328.4	1-2-0	50.0	27	1	27	2.5
DJ Herman	11	276.4	1-1-0	100.0	21	0	21	1.9
Total	11	124.8	209-342-8	61.1	2232	14	53	202.9
Opponents	11	140.2	221-341-7	64.8	2441	20	70	221.9

Receiving

Player	gp	no.	yds	avg	td	lg	avg/g
Ja'Shaun Poke	11	45	403	9.0	1	46	36.6
Jordan Napier	11	43	440	10.2	4	53	40.0
Louis Brown IV	10	35	560	16.0	3	44	56.0
Nate Bennett	11	19	293	15.4	1	48	26.6
Marquez Cooper	11	17	100	5.9	1	21	9.1
Jude Wolfe	9	16	149	9.3	2	32	16.6
Michael Harrison	11	16	127	7.9	0	18	11.5
Mekhi Shaw	11	11	125	11.4	2	30	11.4
Cam Davis	7	2	4	2.0	0	2	0.6
Baylin Brooks	3	2	14	7.0	0	7	4.7
Deshawn McCuin	10	1	1	1.0	0	1	0.1
Jaylon Armstead	3	1	6	6.0	0	6	2.0
Owen Chambliss	7	1	10	10.0	0	10	1.4
Total	11	209	2232	10.7	14	53	202.9
Opponents	11	221	2441	11.0	20	70	221.9

Scoring

Player	td	fg	PAT					pts
			kick	rush	rcv	pass	dxp saf	
Marquez Cooper	11	-	-	-	-	-	-	66
Gabriel Plascencia	-	13-14	16-17	-	-	-	-	55
Jordan Napier	4	-	-	-	-	-	-	24
Louis Brown IV	3	-	-	-	-	-	-	18
Jude Wolfe	2	-	-	-	-	-	-	12
Mekhi Shaw	2	-	-	-	-	-	-	12
Nick Lopez	-	1-3	8-8	-	-	-	-	11
Nate Bennett	1	-	-	-	-	-	-	6
JD Coffey III	1	-	-	-	-	-	-	6
Eric Butler	1	-	-	-	-	-	-	6
Tano Letuli	1	-	-	-	-	-	-	6
Ja'Shaun Poke	1	-	-	-	-	-	-	6
Danny O'Neil	1	-	-	-	-	-	-	6
Michael Harrison	-	-	-	1	-	-	-	2
Total	28	14-17	24-25	1	0	0	0	236
Opponents	43	8-13	38-40	0	2	2	0	324

Field Goals

Player	fg	pct.	01-19	20-29	30-39	40-49	50-59	lg	blk
Gabriel Plascencia	13-14	92.9	0-0	7-7	3-3	2-3	1-1	50	0
Nick Lopez	1-3	33.3	0-0	1-2	0-1	0-0	0-0	29	0
Opponents	8-13	61.5	0-0	2-2	2-4	4-4	0-3	48	0

FG Sequence

Team Name	San Diego St.	Opponents
Central Mich.	33,28	(25),(34),(46)
California	(29)	62,(48),37
Washington St.	(46),(28)	
Boise St.	(27)	
East Texas A&M	(50),48	
Hawaii	(24),(43)	(30)
Wyoming	(22),(28)	50,(42)
New Mexico	(22),(31),(28)	
Utah St.	(35),(30)	
Oregon St.		38,54
UNLV		(46),(21)

Punt Returns

Player	no.	yds	avg	td	lg
Mekhi Shaw	12	78	6.5	0	20
Jordan Napier	3	27	9.0	0	16
Mikey Welsh	2	3	1.5	0	3
Chris Johnson	1	0	0.0	0	0
Total	18	108	6.0	0	20
Opponents	21	115	5.5	0	17

Interceptions

Player	no.	yds	avg	td	lg
Jelani Whitmore	1	-5	-5.0	0	0
JD Coffey III	1	45	45.0	1	45
Bryce Phillips	1	68	68.0	0	68
Eric Butler	1	43	43.0	1	43
Chris Johnson	1	42	42.0	0	42
Tano Letuli	1	20	20.0	0	20
Brady Nassar	1	0	0.0	0	0
Total	7	213	30.4	2	68
Opponents	8	68	8.5	1	35

Kick Returns

Player	no.	yds	avg	td	lg
Ja'Shaun Poke	14	282	20.1	0	44
Jordan Napier	3	91	30.3	0	61
Michael Harrison	2	26	13.0	0	14
DJ Herman	1	12	12.0	0	12
Chris Johnson	1	45	45.0	0	46
Trey White	1	0	0.0	0	0
Total	22	456	20.7	0	61
Opponents	17	286	16.8	0	26

Fumbles Recovered

Player	no.	yds	avg	td	lg
Dalesean Staley	1	72	72.0	0	72
Tano Letuli	1	0	0.0	1	0
Jelani Whitmore	1	0	0.0	0	0
Brady Anderson	1	0	0.0	0	0
Krishna Clay	1	0	0.0	0	0
Total	5	72	14.4	1	72
Opponents	1	0	0.0	0	0

Total Offense

Player	g	plays	rush	pass	total	avg/g
Danny O'Neil	10	360	68	1951	2019	201.9
Marquez Cooper	11	269	1180	0	1180	107.3
Javance Tupou'ata-Johnson	4	57	37	222	259	64.8
Cam Davis	7	13	75	0	75	10.7
Jaylon Armstead	3	13	42	0	42	14.0
Lucky Sutton	3	5	35	0	35	11.7
Jordan Napier	11	5	-5	27	22	2.0
DJ Herman	11	1	0	21	21	1.9
Tyler Pastula	11	2	0	11	11	1.0
Trey White	11	1	4	0	4	0.4
Ja'Shaun Poke	11	4	-5	0	-5	-0.5
Team	11	0	-4	0	-4	-0.4
Total	11	731	1427	2232	3659	332.6
Opponents	11	798	2211	2441	4652	422.9

Punting

Player	no.	yds	avg	lg	tb	fc	i20	50+	blk
Tyler Pastula	57	2631	46.2	79	8	14	17	17	0
Danny O'Neil	1	20	20.0	20	0	0	0	0	0
Team	1	4	4.0	0	0	0	0	0	1
Total	59	2655	45.0	79	8	14	17	17	1
Opponents	47	1847	39.3	57	1	16	14	5	1

Kickoffs

Player	no.	yds	avg	tb	ob	retn	net	ydn
Gabriel Plascencia	46	2746	59.7	22	4			
Nick Lopez	6	339	56.5	3	0			
Total	52	3085	59.3	25	4	16	39.5	25
Opponents	62	3834	61.8	38	2	21	38.5	26

All Purpose

Player	g	rush	rcv	pr	kr	ir	total	avg/g
Marquez Cooper	11	1180	100	0	0	0	1280	116.4
Ja'Shaun Poke	11	-5	403	0	282	0	680	61.8
Louis Brown IV	10	0	560	0	0	0	560	56.0
Jordan Napier	11	-5	440	27	91	0	553	50.3
Nate Bennett	11	0	293	0	0	0	293	26.6
Mekhi Shaw	11	0	125	78	0	0	203	18.5
Michael Harrison	11	0	127	0	26	0	153	13.9
Jude Wolfe	9	0	149	0	0	0	149	16.6
Chris Johnson	11	0	0	0	45	42	87	7.9
Cam Davis	7	75	4	0	0	0	79	11.3
Bryce Phillips	11	0	0	0	0	68	68	6.2
Danny O'Neil	10	68	0	0	0	0	68	6.8
Jaylon Armstead	3	42	6	0	0	0	48	16.0
JD Coffey III	10	0	0	0	0	45	45	4.5
Eric Butler	11	0	0	0	0	43	43	3.9
Javance Tupou'ata-Johnson	4	37	0	0	0	0	37	9.3
Lucky Sutton	3	35	0	0	0	0	35	11.7
Tano Letuli	9	0	0	0	0	20	20	2.2
Baylin Brooks	3	0	14	0	0	0	14	4.7
DJ Herman	11	0	0	0	12	0	12	1.1
Owen Chambliss	7	0	10	0	0	0	10	1.4
Trey White	11	4	0	0	0	0	4	0.4
Mikey Welsh	1	0	0	3	0	0	3	3.0
Deshawn McCuin	10	0	1	0	0	0	1	0.1
Jelani Whitmore	11	0	0	0	0	-5	-5	-0.5
Team	11	-4	0	0	0	0	-4	-0.4
Total	11	1427	2232	108	456	213	4436	403.3
Opponents	11	2211	2441	115	286	68	5121	465.5

2024 SAN DIEGO STATE STATISTICS

Team Defense

##	Player	gp	Tackles				Sacks	Pass defense			Fumbles	blkd		
			ua	a	tot	tfl/yds	no-yds	int-yds	brup	qbh	fr-yds	ff	kick	saf
1	Chris Johnson	11	48	15	63	.	.	1-42	4	1	.	3	1	.
21	Tano Letuli	9	32	30	62	2.5-8	1.5-7	1-20	.	2	1-0	.	.	.
9	Dalesean Staley	10	34	22	56	1-72	.	.	.
47	Trey White	11	34	17	51	18.5-102	12.5-68	.	2	9	.	1	.	.
44	Kyle Moretti	11	21	27	48	2.5-3	1-2
6	Eric Butler	11	33	14	47	2.5-5	.	1-43	3	1	.	1	.	.
11	JD Coffey III	10	23	23	46	.	.	1-45	1
40	Krishna Clay	11	19	21	40	4.5-12	1.5-6	.	.	3	1-0	.	.	.
0	Bryce Phillips	11	31	8	39	4-11	.	1-68	1
5	Owen Chambliss	7	16	16	32	.	.	.	1	2
24	Josh Hunter	11	20	9	29	3-8	0.5-3	.	2	1
58	Cody Moon	11	12	16	28	1.5-4	.	.	.	2
56	DJ Herman	11	13	15	28	1-1	.	.	1	2
17	Deshawn McCuin	10	18	9	27	2-11	1-9	.	5	2
7	William Nimmo Jr.	11	17	8	25
99	Tupu Alualu	11	10	14	24	4.5-22	4-21	.	.	1
93	Brady Nassar	11	13	11	24	4.5-9	1-6	1-0	.	2
30	Dominic Oliver	10	8	7	15	2.5-15	0.5-4	.	.	2
97	Darrion Dalton	10	4	11	15	1.5-2
42	Brady Anderson	10	9	6	15	2-9	1-6	.	.	.	1-0	.	.	.
96	Ryan Henderson	11	7	6	13	2.5-18	2.5-18	.	.	5
94	Teivis Tuioti	11	2	9	11	1.5-2	1-2
16	Jelani Whitmore	11	8	2	10	.	.	1--5	3	.	1-0	.	.	.
32	Marlem Louis	10	7	3	10	3.5-10	3.5-10
27	Jelani McLaughlin	11	3	3	6
50	Ryan Wintermeyer	11	1	3	4
31	Jared Badie	2	2	1	3
10	Bennett Walker	3	1	2	3
22	Max Garrison	11	2	1	3
90	Sam Benjamin	10	2	1	3
12	Jatavious Magee	11	2	1	3
33	Ezekiel Larry	7	1	1	2
45	Wyatt Draeger	2	1	1	2
92	Malik Gucake	8	.	2	2	0.5-1	0.5-1
4	Louis Brown IV	10	.	1	1
29	Arnold Escano	10	1	.	1
15	Tayvion Beasley	11	1	.	1
70	Christian Jones	11	1	.	1
46	Gabriel Plascencia	10	1	.	1
87	Michael Harrison	11	1	.	1
Totals		11	459	336	795	65-253	32-163	7-213	23	35	5-72	5	1	0

2024 RED ZONE STATISTICS

San Diego St. Inside Opponent Red-Zone

Date	Opponent	Score	Times	Times	Total			Rush	Pass	FGs	Failed to score inside RZ					
			In RZ	Scored	Pts	TDs	TDs	TDs	TDs	Made	FGA	Down	Int	Fumb	Half	Game
08/31/2024	East Texas A&M	W 45-14	3	2	14	2	1	1	0	0	1	0	0	0	0	0
09/07/2024	Oregon St.	L 0-21	1	0	0	0	0	0	0	0	0	0	0	1	0	0
09/14/2024	at California	L 10-31	1	1	3	0	0	0	0	1	1	0	0	0	0	0
09/28/2024	at Central Mich.	L 21-22	4	2	14	2	1	1	0	0	2	0	0	0	0	0
10/05/2024	Hawaii	W 27-24	5	5	27	3	2	1	2	2	2	0	0	0	0	0
10/12/2024	at Wyoming	W 27-24	3	3	13	1	1	0	2	2	2	0	0	0	0	0
10/26/2024	Washington St.	L 26-29	4	3	16	2	2	0	1	1	1	0	1	0	0	0
11/01/2024	at Boise St.	L 24-56	2	2	10	1	1	0	1	1	1	0	0	0	0	0
11/08/2024	New Mexico	L 16-21	4	4	16	1	0	1	3	3	3	0	0	0	0	0
11/16/2024	at UNLV	L 20-41	2	1	7	1	1	0	0	0	0	1	0	0	0	0
11/23/2024	at Utah St.	L 20-41	5	4	20	2	1	1	2	2	2	1	0	0	0	0
Totals 27 of 34 (79.4%)			34	27	140	15	10	5	12	15	2	1	1	0	0	0

Opponents Inside San Diego St. Red-Zone

Date	Opponent	Score	Times	Times	Total			Rush	Pass	FGs	Failed to score inside RZ					
			In RZ	Scored	Pts	TDs	TDs	TDs	TDs	Made	FGA	Down	Int	Fumb	Half	Game
08/31/2024	East Texas A&M	W 45-14	2	2	14	2	1	1	0	0	0	0	0	0	0	0
09/07/2024	Oregon St.	L 0-21	2	2	14	2	2	0	0	0	0	0	0	0	0	0
09/14/2024	California	L 10-31	5	4	28	4	2	2	0	1	1	0	0	0	0	0
09/28/2024	Central Mich.	L 21-22	4	4	19	2	1	1	2	2	2	0	0	0	0	0
10/05/2024	Hawaii	W 27-24	2	2	10	1	0	1	1	1	1	0	0	0	0	0
10/12/2024	Wyoming	W 27-24	2	2	10	1	1	0	1	1	1	0	0	0	0	0
10/26/2024	Washington St.	L 26-29	2	2	15	2	2	0	0	0	0	0	0	0	0	0
11/01/2024	Boise St.	L 24-56	7	7	49	7	3	4	0	0	0	0	0	0	0	0
11/08/2024	New Mexico	L 16-21	2	1	7	1	0	1	0	0	0	0	0	0	0	1
11/16/2024	UNLV	L 20-41	8	6	38	5	4	1	1	1	1	1	0	1	0	0
11/23/2024	Utah St.	L 20-41	6	6	41	6	3	3	0	0	0	0	0	0	0	0
Totals 38 of 42 (90.5%)			42	38	245	33	19	14	5	6	1	0	1	0	0	1

2024 SAN DIEGO STATE GAME-BY-GAME STATISTICS

Date	Opponent	Rushing				Receiving				Passing				Kick Returns				Punt Returns				tot	
		no.	yds	td	lg	no.	yds	td	lg	cmp-att-int	yds	td	lg	no.	yds	td	lg	no.	yds	td	lg	off	def
08/31/2024	East Texas A&M	40	254	2	47	22	214	2	44	22-33-0	214	2	44	3	46	0	44	2	3	0	3	468	
09/07/2024	Oregon St.	25	72	0	10	11	107	0	35	11-24-0	107	0	35	0	0	0	0	2	4	0	5	179	
09/14/2024	at California	35	110	0	17	14	166	1	40	14-30-2	166	1	40	1	10	0	11	2	-1	0	6	276	
09/28/2024	at Central Mich.	45	118	1	47	14	246	2	43	14-23-0	246	2	43	1	0	0	0	1	0	0	0	364	
10/05/2024	Hawaii	34	99	2	31	24	224	1	48	24-33-0	224	1	48	2	47	0	35	3	34	0	15	323	
10/12/2024	at Wyoming	35	102	1	26	16	254	1	53	16-27-1	254	1	53	2	41	0	25	3	30	0	16	356	
10/26/2024	Washington St.	30	130	2	38	28	284	1	31	28-41-1	284	1	31	3	61	0	21	0	0	0	0	414	
11/01/2024	at Boise St.	26	101	1	42	14	155	2	40	14-30-2	155	2	40	3	72	0	46	1	14	0	14	256	
11/08/2024	New Mexico	46	146	0	14	26	195	1	40	26-42-0	195	1	40	4	105	0	61	1	4	0	4	341	
11/16/2024	at UNLV	35	107	1	16	16	163	2	46	14-23-2	163	2	46	2	54	0	34	2	20	0	20	270	
11/23/2024	at Utah St.	38	188	1	34	24	224	1	42	26-36-0	224	1	42	1	20	0	20	1	0	0	0	412	
San Diego St.		389	1427	11	47	209	2232	14	53	209-342-8	2232	14	53	22	456	0	61	18	108	0	20	3659	
Opponents		457	2211	22	68	221	2441	20	70	221-341-7	2441	20	70	17	286	0	26	21	115	0	17	4652	

San Diego St. Averages

Games	Avg/ rush	Avg/ catch	Pass effc	KR avg	PR avg	All purpose avg/game	Total offense avg/game
11	3.7	10.7	124.8	20.7	6.0	403.3	332.6

Date	Opponent	Tackles				Sacks	Fumble		Pass Defense			blkd	PAT attempts			off		
		ua	a	total	tfl-yds	no-yds	ff	fr-yds	int-yds	qbh	brup	kick	kick	rush	rcv	saf	t/o	pts
08/31/2024	East Texas A&M	47	18	65	8.0-47	5-15	2	2-0	1-45	2	3	0	4-5	1	0	0	13	45
09/07/2024	Oregon St.	52	24	76	2.0-5	0-0	1	0-0	0-0	3	1	0	0-0	0	0	0	0	0
09/14/2024	at California	34	36	70	7.0-32	6-30	0	0-0	1-20	0	3	0	1-1	0	0	0	0	10
09/28/2024	at Central Mich.	47	34	81	8.0-31	3-13	1	1-0	1-68	9	6	0	3-3	0	0	0	7	21
10/05/2024	Hawaii	41	18	59	9.0-40	5-34	0	0-0	1--5	8	4	0	3-3	0	0	0	7	27
10/12/2024	at Wyoming	30	36	66	8.0-36	6-34	0	0-0	2-85	5	2	0	3-3	0	0	0	10	27
10/26/2024	Washington St.	38	30	68	7.0-23	3-16	0	1-0	0-0	1	3	0	2-2	0	0	0	7	26
11/01/2024	at Boise St.	52	18	70	4.0-10	1-1	0	0-0	0-0	2	0	0	3-3	0	0	0	0	24
11/08/2024	New Mexico	37	20	57	1.0-1	0-0	0	0-0	0-0	3	0	0	1-1	0	0	0	0	16
11/16/2024	at UNLV	46	50	96	5.0-10	1-6	1	1-72	0-0	0	1	1	2-2	0	0	0	0	20
11/23/2024	at Utah St.	35	52	87	6.0-18	2-14	0	0-0	1-0	2	0	0	2-2	0	0	0	7	20
San Diego St.		459	336	795	65.0-253	32-163	5	5-72	7-213	35	23	1	24-25	1	0	0	51	236
Opponents		432	292	724	88.0-330	28-177	1	1-0	8-68	49	38	1	38-40	0	2	0	36	324

Date	Opponent	Punting										Field Goals			Kickoffs			
		no.	yds	avg	long	blkd	tb	fc	50+	i20	md-att	long	blkd	no.	yds	avg	tb	ob
08/31/2024	East Texas A&M	3	110	36.7	40	0	0	1	0	0	1-2	50	0	8	474	59.3	2	1
09/07/2024	Oregon St.	8	344	43.0	63	1	0	2	3	3	0-0	0	0	1	65	65.0	1	0
09/14/2024	at California	6	274	45.7	54	0	2	2	2	2	1-1	29	0	3	143	47.7	1	0
09/28/2024	at Central Mich.	5	236	47.2	52	0	2	0	1	2	0-2	0	0	4	240	60.0	2	0
10/05/2024	Hawaii	5	238	47.6	65	0	0	1	2	2	2-2	43	0	6	364	60.7	1	0
10/12/2024	at Wyoming	7	330	47.1	75	0	2	1	2	2	2-2	28	0	6	390	65.0	6	0
10/26/2024	Washington St.	4	141	35.3	40	0	0	2	0	0	2-2	46	0	5	273	54.6	0	1
11/01/2024	at Boise St.	4	201	50.3	79	0	0	3	1	2	1-1	27	0	5	307	61.4	4	0
11/08/2024	New Mexico	5	206	41.2	64	0	0	1	1	3	3-3	31	0	5	266	53.2	1	1
11/16/2024	at UNLV	6	289	48.2	58	0	0	1	3	1	0-0	0	0	4	253	63.3	3	0
11/23/2024	at Utah St.	6	286	47.7	68	0	2	0	2	0	2-2	35	0	5	310	62.0	4	1
San Diego St.		59	2655	45.0	79	1	8	14	17	17	14-17	50	0	52	3085	59.3	25	4
Opponents		47	1847	39.3	57	1	1	16	5	14	8-13	48	0	62	3834	61.8	38	2

2024 OPPONENT GAME-BY-GAME STATISTICS

Date	Opponent	Rushing				Receiving				Passing				Kick Returns				Punt Returns				tot off
		no.	yds	td	lg	no.	yds	td	lg	cmp-att-int	yds	td	lg	no.	yds	td	lg	no.	yds	td	lg	
08/31/2024	East Texas A&M	34	63	1	9	18	117	1	29	18-25-1	117	1	29	5	79	0	20	1	14	0	14	180
09/07/2024	Oregon St.	51	237	2	23	17	183	1	41	17-27-0	183	1	41	0	0	0	0	4	21	0	10	420
09/14/2024	at California	42	275	2	60	21	198	2	21	21-29-1	198	2	21	1	4	0	4	1	6	0	6	473
09/28/2024	at Central Mich.	42	154	1	19	25	298	1	60	25-46-1	298	1	60	1	22	0	22	2	7	0	4	452
10/05/2024	Hawaii	29	84	0	14	26	272	3	23	26-44-1	272	3	23	4	63	0	22	1	11	0	11	356
10/12/2024	at Wyoming	41	190	2	51	12	191	1	70	12-31-2	191	1	70	0	0	0	0	2	0	0	0	381
10/26/2024	Washington St.	40	114	2	22	19	257	2	34	19-27-0	257	2	34	3	57	0	26	1	-3	0	0	371
11/01/2024	at Boise St.	46	219	3	35	26	322	4	22	26-34-0	322	4	22	0	0	0	0	0	0	0	0	541
11/08/2024	New Mexico	35	300	2	68	16	175	1	43	16-24-0	175	1	43	2	40	0	21	1	17	0	17	475
11/16/2024	at UNLV	47	253	4	43	23	262	1	47	23-32-0	262	1	47	1	21	0	21	5	35	0	14	515
11/23/2024	at Utah St.	50	322	3	63	18	166	3	45	18-22-1	166	3	45	0	0	0	0	3	7	0	7	488
Opponents		457	2211	22	68	221	2441	20	70	221-341-7	2441	20	70	17	286	0	26	21	115	0	17	4652
San Diego St.		389	1427	11	47	209	2232	14	53	209-342-8	2232	14	53	22	456	0	61	18	108	0	20	3659

Opponents Averages

Games	Avg/ rush	Avg/ catch	Pass effc	KR avg	PR avg	All purpose avg/game	Total offense avg/game
11	4.8	11.0	140.2	16.8	5.5	465.5	422.9

Date	Opponent	Tackles				Sacks no-yds	Fumble		Pass Defense			blkd kick	PAT attempts			off		
		ua	a	total	tfl-yds		ff	fr-yds	int-yds	qbh	brup		kick	rush	rcv	saf	t/o	pts
08/31/2024	East Texas A&M	43	36	79	7.0-30	2-17	0	0-0	0-0	5	2	0	0-1	0	1	0	0	14
09/07/2024	Oregon St.	29	12	41	4.0-10	1-5	1	1-0	0-0	3	5	1	3-3	0	0	0	7	21
09/14/2024	at California	29	34	63	6.0-30	3-21	0	0-0	2-0	4	4	0	4-4	0	0	0	0	31
09/28/2024	at Central Mich.	39	34	73	10.0-34	4-23	0	0-0	0-0	3	3	0	1-1	0	0	0	0	22
10/05/2024	Hawaii	47	20	67	10.0-39	2-14	0	0-0	0-0	4	0	0	3-3	0	0	0	0	24
10/12/2024	at Wyoming	43	20	63	10.0-36	1-6	0	0-0	1-0	4	5	0	3-3	0	0	0	0	24
10/26/2024	Washington St.	44	20	64	8.0-23	4-18	0	0-0	1-20	4	5	0	3-3	0	1	0	8	29
11/01/2024	at Boise St.	36	10	46	5.0-33	3-25	0	0-0	2-35	9	3	0	8-8	0	0	0	14	56
11/08/2024	New Mexico	49	42	91	8.0-25	2-11	0	0-0	0-0	7	6	0	3-3	0	0	0	0	21
11/16/2024	at UNLV	31	26	57	7.0-29	2-15	0	0-0	2-13	0	3	0	5-5	0	0	0	7	41
11/23/2024	at Utah St.	42	38	80	13.0-41	4-22	0	0-0	0-0	6	2	0	5-6	0	0	0	0	41
Opponents		432	292	724	88.0-330	28-177	1	1-0	8-68	49	38	1	38-40	0	2	0	36	324
San Diego St.		459	336	795	65.0-253	32-163	5	5-72	7-213	35	23	1	24-25	1	0	0	51	236

Date	Opponent	Punting										Field Goals			Kickoffs			
		no.	yds	avg	long	blkd	tb	fc	50+	i20	md-att	long	blkd	no.	yds	avg	tb	ob
08/31/2024	East Texas A&M	6	253	42.2	46	0	0	3	0	1	0-0	0	0	3	177	59.0	0	0
09/07/2024	Oregon St.	5	171	34.2	45	0	0	1	0	3	0-2	0	0	4	260	65.0	4	0
09/14/2024	at California	3	133	44.3	47	0	0	1	0	0	1-3	48	0	6	397	66.2	5	0
09/28/2024	at Central Mich.	5	183	36.6	46	0	1	3	0	0	3-3	46	0	6	356	59.3	4	1
10/05/2024	Hawaii	3	137	45.7	56	0	0	0	1	0	1-1	30	0	5	289	57.8	2	1
10/12/2024	at Wyoming	7	297	42.4	57	0	0	1	1	3	1-2	42	0	5	321	64.2	3	0
10/26/2024	Washington St.	3	108	36.0	37	0	0	2	0	1	0-0	0	0	5	317	63.4	2	0
11/01/2024	at Boise St.	2	89	44.5	46	0	0	0	0	0	0-0	0	0	9	530	58.9	6	0
11/08/2024	New Mexico	5	165	33.0	52	0	0	3	1	2	0-0	0	0	4	212	53.0	0	0
11/16/2024	at UNLV	4	130	32.5	50	1	0	0	1	2	2-2	46	0	8	520	65.0	6	0
11/23/2024	at Utah St.	4	181	45.3	53	0	0	2	1	2	0-0	0	0	7	455	65.0	6	0
Opponents		47	1847	39.3	57	1	1	16	5	14	8-13	48	0	62	3834	61.8	38	2
San Diego St.		59	2655	45.0	79	1	8	14	17	17	14-17	50	0	52	3085	59.3	25	4

2024 GAME-BY-GAME COMPARISON

Opponent	Score	First Downs				Rushing Number-Yards	Passing		Total Offense Plays-Yards	Return Yards	Turn- Overs
		Total	Rush	Pass	Pen		Comp-Att.-Int	Yards			
East Texas A&M	45-14	23 / 17	12 / 7	8 / 3	3 / 7	40-254 / 34-63	22-33-0 / 18-25-1	214 / 117	73-468 / 59-180	94 / 93	0 / 3
Oregon St.	0-21	7 / 23	1 / 14	5 / 8	1 / 1	25-72 / 51-237	11-24-0 / 17-27-0	107 / 183	49-179 / 78-420	4 / 21	1 / 0
California	10-31	16 / 21	7 / 11	7 / 8	2 / 2	35-110 / 42-275	14-30-2 / 21-29-1	166 / 198	65-276 / 71-473	29 / 10	2 / 1
Central Mich.	21-22	21 / 26	6 / 10	11 / 14	4 / 2	45-118 / 42-154	14-23-0 / 25-46-1	246 / 298	68-364 / 88-452	68 / 29	0 / 2
Hawaii	27-24	19 / 24	5 / 8	12 / 13	2 / 3	34-99 / 29-84	24-33-0 / 26-44-1	224 / 272	67-323 / 73-356	76 / 74	0 / 1
Wyoming	27-24	16 / 19	6 / 7	9 / 9	1 / 3	35-102 / 41-190	16-27-1 / 12-31-2	254 / 191	62-356 / 72-381	156 / 0	1 / 2
Washington St.	26-29	21 / 22	5 / 8	15 / 11	1 / 3	30-130 / 40-114	28-41-1 / 19-27-0	284 / 257	71-414 / 67-371	61 / 74	1 / 1
Boise St.	24-56	12 / 34	6 / 14	6 / 18	0 / 2	26-101 / 46-219	14-30-2 / 26-34-0	155 / 322	56-256 / 80-541	86 / 35	2 / 0
New Mexico	16-21	26 / 21	12 / 13	9 / 7	5 / 1	46-146 / 35-300	26-42-0 / 16-24-0	195 / 175	88-341 / 59-475	109 / 57	0 / 0
UNLV	20-41	14 / 26	5 / 11	7 / 12	2 / 3	35-107 / 47-253	14-23-2 / 23-32-0	163 / 262	58-270 / 79-515	146 / 69	2 / 1
Utah St.	20-41	23 / 25	10 / 15	10 / 8	3 / 2	38-188 / 50-322	26-36-0 / 18-22-1	224 / 166	74-412 / 72-488	20 / 7	0 / 1
Totals	236-324	198 / 258	75 / 118	99 / 111	24 / 29	389-1427 / 457-2211	209-342-8 / 221-341-7	2232 / 2441	731-3659 / 798-4652	849 / 469	9 / 12

Opponents	3rd Down Conversion	4th Down Conversion	Time of Possession	TOP Margin	Avg Yds/Rush	Avg Yds/Pass	Avg Yds/Play	Punting Number-Avg	Penalties Number-Yards	Sacks
East Texas A&M	6-15 / 4-12	2-4 / 1-2	28:32 / 31:28	-02:56	6.4 / 3.1	6.5 / 4.7	6.4 / 3.1	3-36.7 / 6-42.2	16-149.0 / 15-124.0	5 / 2
Oregon St.	2-12 / 9-19	0-1 / 2-3	18:53 / 41:07	-22:14	2.9 / 4.6	4.5 / 6.8	3.7 / 5.4	8-43.0 / 5-34.2	8-80.0 / 6-65.0	0 / 1
California	5-16 / 7-15	2-4 / 0-3	27:15 / 32:45	-05:30	3.1 / 6.5	5.5 / 6.8	4.2 / 6.7	6-45.7 / 3-44.3	15-120.0 / 12-113.0	6 / 3
Central Mich.	7-15 / 6-19	0-1 / 4-4	24:33 / 35:27	-10:54	2.6 / 3.7	10.7 / 6.5	5.4 / 5.1	5-47.2 / 5-36.6	4-36.0 / 5-37.0	3 / 4
Hawaii	6-16 / 8-14	3-3 / 1-2	29:04 / 30:56	-01:52	2.9 / 2.9	6.8 / 6.2	4.8 / 4.9	5-47.6 / 3-45.7	9-104.0 / 7-66.0	5 / 2
Wyoming	3-13 / 6-16	0-1 / 1-1	29:17 / 30:43	-01:26	2.9 / 4.6	9.4 / 6.2	5.7 / 5.3	7-47.1 / 7-42.4	9-67.0 / 7-63.0	6 / 1
Washington St.	5-14 / 5-12	1-2 / 1-3	29:33 / 30:27	-00:54	4.3 / 2.9	6.9 / 9.5	5.8 / 5.5	4-35.3 / 3-36.0	8-78.0 / 4-45.0	3 / 4
Boise St.	2-14 / 9-13	6-6 / 2-2	20:28 / 39:32	-19:04	3.9 / 4.8	5.2 / 9.5	4.6 / 6.8	4-50.3 / 2-44.5	5-42.0 / 4-37.0	1 / 3
New Mexico	11-20 / 5-11	0-0 / 0-1	35:02 / 24:58	10:04	3.2 / 8.6	4.6 / 7.3	3.9 / 8.1	5-41.2 / 5-33.0	8-65.0 / 8-104.0	0 / 2
UNLV	3-12 / 8-16	1-3 / 1-2	23:58 / 36:55	-12:57	3.1 / 5.4	7.1 / 8.2	4.7 / 6.5	6-48.2 / 4-32.5	9-91.0 / 4-32.0	1 / 2
Utah St.	6-16 / 7-13	0-2 / 1-2	30:26 / 29:34	00:52	4.9 / 6.4	6.2 / 7.5	5.6 / 6.8	6-47.7 / 4-45.3	12-101.0 / 4-55.0	2 / 4
Totals	56-163 / 74-160	15-27 / 14-25	297:01 / 363:52	-66:51	3.7 / 4.8	6.5 / 7.2	5.0 / 5.8	59-45.0 / 47-39.3	103-933.0 / 76-741.0	32 / 28

Note: Game totals are displayed in the format TEAM/OPPONENT for each category

GAME SUMMARIES

Game	Score	Score by Quarters					First Downs				Rushing			Passing			Total Off.		Return Yds	Punting No-Avg.	Fumbles No-Lost	Pen. No-Yds.	Third Downs	Avg. F. Pos.	ToP
		1	2	3	4	OT	Tot	Ru	Pa	Pn	Att	Yds	TD	C-A-I	Yds	TD	Att	Yds							
A&M-Commerce	14	0	6	8	0	-	17	7	3	7	34	63	1	18-25-1	117	1	59	180	93	6-42.2	3-2	15-124	4-12	SDSU28	31:28
at SDSU	45	3	0	21	21	-	23	12	8	3	40	254	2	22-33-0	214	2	73	468	94	3-36.7	0-0	16-149	6-15	TAMC29	28:32
Oregon State	21	7	0	0	14	-	23	14	8	1	51	237	2	17-27-0	183	1	78	420	21	5-34.2	0-0	6-65	9-19	OSU26	41:07
at SDSU	0	0	0	0	0	-	7	1	5	1	25	72	0	11-24-0	107	0	49	179	4	8-344	1-1	8-80	2-12	SDSU30	18:53
SDSU	10	3	0	0	7	-	21	11	8	2	42	275	2	21-29-1	198	2	71	473	10	3-44.3	0-0	12-113	7-15	CAL31	32:45
at California	31	7	0	14	10	-	16	7	7	2	35	110	0	14-30-2	166	1	65	276	9	6-45.7	0-0	15-120	5-16	SDSU31	27:15
SDSU	21	7	14	0	0	-	21	6	11	4	45	118	1	14-23-0	246	2	68	364	68	5-36.6	0-0	4-36	7-15	SDSU36	24:33
at Cent. Michigan	22	10	3	6	3	-	26	10	14	2	42	154	1	25-46-1	298	1	88	452	29	5-47.2	0-0	5-37	6-19	CMU22	35:27
Hawai'i	24	3	7	7	7	-	24	8	13	3	29	84	0	26-44-1	272	3	73	356	74	3-45.7	0-0	7-66	8-14	UH17	30:56
at SDSU	27	3	14	3	7	-	27	5	12	2	34	99	2	24-33-0	224	1	67	323	76	6-364	0-0	9-104	6-16	SDSU36	29:04
SDSU	27	10	7	0	10	-	16	6	9	1	35	102	1	16-27-1	254	1	62	356	156	7-47.1	0-0	9-67	3-13	SDSU33	29:17
at Wyoming	24	7	7	3	7	-	19	7	9	3	41	190	2	12-31-2	181	1	72	371	0	7-42.4	0-0	7-60	6-16	WYO25	30:43
SDSU	26	6	6	7	7	-	21	5	15	1	30	130	2	28-41-1	284	1	71	414	61	4-35.2	0-0	8-78	5-14	SDSU30	29:33
vs. Washington St.	29	7	7	0	15	-	22	8	11	3	40	114	2	19-27-0	257	2	67	371	64	3-36.0	0-0	4-45	5-12	WSU30	26:14
SDSU	24	0	10	0	14	-	12	6	6	0	26	101	1	14-30-2	155	2	56	256	86	4-50.2	0-0	5-42	2-14	SDSU32	20:28
at Boise State	56	21	14	7	14	-	34	14	18	2	46	219	3	26-34-0	322	4	80	541	35	2-44.5	0-0	4-37	9-13	BSU24	39:32
New Mexico	21	14	0	0	7	-	21	13	7	1	35	300	2	16-24-0	175	1	59	475	57	5-33.0	0-0	8-104	5-11	UNM23	24:58
at SDSU	16	3	10	3	0	-	26	12	9	5	46	146	0	26-42-0	195	1	88	341	109	5-41.2	0-0	8-65	11-20	SDSU29	35:02
SDSU	20	0	6	7	7	-	14	5	7	2	35	107	1	14-23-2	163	2	58	270	146	6-48.2	1-72	9-91	3-12	SDSU30	23:58
at UNLV	41	7	21	10	3	-	26	11	12	3	47	253	4	23-32-0	262	1	79	515	49	4-32.5	0-0	4-32	8-16	UNLV35	36:55
SDSU	20	3	10	0	7	-	23	10	10	3	38	188	1	26-36-0	224	1	74	412	20	6-47.7	0-0	12-101	6-16	SDSU30	30:26
at Utah State	41	0	14	7	20	-	25	15	8	2	50	322	3	18-22-1	166	3	72	488	7	4-45.2	0-0	4-55	7-13	USU26	29:34

2024 GAME-BY-GAME PASSING STATISTICS

#9 - Kyle Crum - QB

Date	Opponent	Cmp.	Att.	Pct.	Int.	TD	Yds.	Rtg.
A.31	Texas A&M-Commerce	-	-	-	-	-	-	-
S.7	Oregon State	-	-	-	-	-	-	-
S.14	at California	-	-	-	-	-	-	-
S.28	at Central Michigan	-	-	-	-	-	-	-
O.5	Hawai'i*	-	-	-	-	-	-	-
O.12	at Wyoming*	-	-	-	-	-	-	-
O.26	Washington State	-	-	-	-	-	-	-
N.1	at Boise State*	-	-	-	-	-	-	-
N.8	New Mexico*	-	-	-	-	-	-	-
N.16	at UNLV*	-	-	-	-	-	-	-
N.23	at Utah State*	-	-	-	-	-	-	-
N.30	Air Force*	-	-	-	-	-	-	-
2024 Totals		-	-	-	-	-	-	-
2023		0	0	0.0	0	0	0	0.00
2022		5	17	29.4	1	1	53	63.25
CAREER (3-0 GP-GS)		5	17	29.4	1	1	53	63.25

*. Mountain West game.

Career Highs: Completions: 5 at Utah (9/17/22); Attempts: 16 at Utah (9/17/22); Passing Yards: 53 at Utah (9/17/22); Passing Touchdowns: 1 at Utah (9/17/22); Long Pass: 18 at Utah (9/17/22); Completion Pct. (min. 12 att.): 31.3 (5-for-16) at Utah (9/17/22); Efficiency Rating (min. 12 att.): 67.20 at Utah (9/17/22).

#10 - AJ Duffy - QB

Date	Opponent	Cmp.	Att.	Pct.	Int.	TD	Yds.	Rtg.
A.31	Texas A&M-Commerce	-	-	-	-	-	-	-
S.7	Oregon State	-	-	-	-	-	-	-
S.14	at California	-	-	-	-	-	-	-
S.28	at Central Michigan	-	-	-	-	-	-	-
O.5	Hawai'i*	-	-	-	-	-	-	-
O.12	at Wyoming*	-	-	-	-	-	-	-
O.26	Washington State	-	-	-	-	-	-	-
N.1	at Boise State*	-	-	-	-	-	-	-
N.8	New Mexico*	-	-	-	-	-	-	-
N.16	at UNLV*	-	-	-	-	-	-	-
N.23	at Utah State*	-	-	-	-	-	-	-
N.30	Air Force*	-	-	-	-	-	-	-
2024 Totals		-	-	-	-	-	-	-
2023		0	0	0.0	0	0	0	0.00
2022		2	7	28.6	0	1	26	106.91
CAREER (4-0 GP-GS)		2	7	28.6	0	1	26	106.91

*. Mountain West game.

Career Highs: Completions: 1 vs. Louisiana (11/19/22), vs. Duquesne (8/27/22); Attempts: 4 vs. Louisiana (11/19/22); Passing Yards: 16 vs. Louisiana (11/19/22); Passing Touchdowns: 1 vs. Louisiana (11/19/22); Long Pass: 16 vs. Louisiana (11/19/22).

#5 - Danny O'Neil - QB

Date	Opponent	Cmp.	Att.	Pct.	Int.	TD	Yds.	Rtg.
A.31	Texas A&M-Commerce	22	33	66.7	0	2	214	141.14
S.7	Oregon State	11	24	45.8	0	0	107	83.28
S.14	at California	-	-	-	-	-	-	-
S.28	at Central Michigan	14	23	60.9	0	2	246	179.41
O.5	Hawai'i*	24	33	72.7	0	1	224	139.75
O.12	at Wyoming*	16	27	59.2	1	1	254	143.10
O.26	Washington State	22	34	64.7	1	0	195	116.71
N.1	at Boise State*	14	30	46.7	2	2	155	98.73
N.8	New Mexico*	26	41	55.3	0	1	195	111.41
N.16	at UNLV*	13	22	59.1	2	2	162	132.76
N.23	at Utah State*	23	31	74.2	0	0	199	128.12
N.30	Air Force*	-	-	-	-	-	-	-
2024 Totals		185	298	62.1	6	11	1,951	125.23
CAREER (10-10 GP-GS)		1185	298	62.1	6	11	1,951	125.23

*. Mountain West game.

2024/Career Highs: Completions: 26 vs. New Mexico (11/8/24); Attempts: 41 vs. New Mexico (11/8/24); Passing Yards: 254 at Wyoming (10/12/24); Passing Touchdowns: 2 at UNLV (11/16/24), at Central Michigan (9/28/24), vs. Texas A&M-Commerce (8/31/24); Long Pass: 53 at Wyoming (10/12/24); Completion Pct. (min. 12 att.): 74.2 at Utah State (11/23/24); Efficiency Rating (min. 12 att.): 179.41 at Central Michigan (9/28/24).

#6 - Javance Tupou'ata-Johnson - QB

Date	Opponent	Cmp.	Att.	Pct.	Int.	TD	Yds.	Rtg.
A.31	Texas A&M-Commerce	0	0	0.0	0	0	0	0.0
S.7	Oregon State	-	-	-	-	-	-	-
S.14	at California	13	29	44.8	2	1	156	87.60
S.28	at Central Michigan	-	-	-	-	-	-	-
O.5	Hawai'i*	-	-	-	-	-	-	-
O.12	at Wyoming*	-	-	-	-	-	-	-
O.26	Washington State	4	5	80.0	0	0	41	148.88
N.1	at Boise State*	-	-	-	-	-	-	-
N.8	New Mexico*	-	-	-	-	-	-	-
N.16	at UNLV*	-	-	-	-	-	-	-
N.23	at Utah State*	3	5	60.0	0	1	12	168.00
N.30	Air Force*	-	-	-	-	-	-	-
2024 Totals		20	39	51.3	2	2	209	102.96
2023		<i>redshirt season</i>						
CAREER (4-1 GP-GS)		20	39	51.3	2	2	209	102.96

*. Mountain West game.

2024/Career Highs: Completions: 13 at California (9/14/24); Attempts: 29 at California (9/14/24); Passing Yards: 156 at California (9/14/24); Passing Touchdowns: 1 at Utah State (11/23/24), at California (9/14/24); Long Pass: 40 at California (9/14/24); Completion Pct. (min. 12 att.): 44.8 (13-for-29) at California (9/14/24); Efficiency Rating (min. 12 att.): 87.60 at California (9/14/24).

2024 GAME-BY-GAME RECEIVING STATISTICS

#2 - Jaylon Armstead - RB

Date	Opponent	Rec.	Yds.	Avg.	TD	Lg.
A.31	Texas A&M-Commerce	0	0	0.0	0	0
S.7	Oregon State	0	0	0.0	0	0
S.14	at California	1	6	6.0	0	6
S.28	at Central Michigan	-did not play-				
O.5	Hawai'i*	-did not play-				
O.12	at Wyoming*	-did not play-				
O.26	Washington State	-did not play-				
N.1	at Boise State*	-did not play-				
N.8	New Mexico*	-did not play-				
N.16	at UNLV*	-did not play-				
N.23	at Utah State*	-did not travel-				
N.30	Air Force*					
2024 Totals		1	6	6.0	0	6
2023		3	16	5.3	0	7
2022		0	0	0	0	0
2021		0	0	0	0	0
2020		0	0	0	0	0
CAREER (34-4 GP-GS)		4	22	5.5	0	7

* - Mountain West game.

Career Highs: Receptions: 1, four times; Receiving Yards: 7 at Oregon State (9/16/23); Long Reception: 7 at Oregon State (9/16/23); All-Purpose Yards: 134 at San Jose State (11/18/23); Total Touchdowns: 2 vs. Boise State (9/22/23).

#4 - Louis Brown IV - WR

Date	Opponent	Rec.	Yds.	Avg.	TD	Lg.
A.31	Texas A&M-Commerce	3	91	30.3	1	44
S.7	Oregon State	2	45	22.5	0	35
S.14	at California	3	24	8.0	0	10
S.28	at Central Michigan	8	149	18.6	0	43
O.5	Hawai'i*	5	40	8.0	1	16
O.12	at Wyoming*	2	30	15.0	0	19
O.26	Washington State	-did not play-				
N.1	at Boise State*	0	0	0.0	0	0
N.8	New Mexico*	4	38	9.5	0	15
N.16	at UNLV*	1	29	29.0	1	29
N.23	at Utah State*	7	114	16.3	0	42
N.30	Air Force*					
2024 Totals		35	560	16.0	3	44
2023^		47	481	10.2	5	46
2022^		12	98	8.2	0	24
CAREER (32-15 GP-GS)		94	1,139	12.1	8	46

* - Mountain West game. ^ - at Colorado State.

Career Highs: Receptions: 10 at Colorado (9/16/23); Receiving Yards: 149 at Central Michigan (9/28/24); Receiving Touchdowns: 1, eight times; Long Reception: 46 at Colorado (9/16/23); All-Purpose Yards: 149 at Central Michigan (9/28/24); Total Touchdowns: 1, seven times; 100-yard receiving games: 3 (2 in 2024).

#15 - Marquez Cooper - RB

Date	Opponent	No.	Yds.	Avg.	TD	Lg.
A.31	Texas A&M-Commerce	3	10	3.3	0	9
S.7	Oregon State	2	19	9.5	0	21
S.14	at California	1	1	1.0	0	1
S.28	at Central Michigan	0	0	0.0	0	0
O.5	Hawai'i*	4	28	7.0	0	12
O.12	at Wyoming*	0	0	0.0	0	0
O.26	Washington State	1	6	6.0	0	6
N.1	at Boise State*	0	7	0.0	0	7
N.8	New Mexico*	3	6	2.0	1	5
N.16	at UNLV*	2	14	7.0	0	10
N.23	at Utah State*	1	9	9.0	0	9
N.30	Air Force*					
2024 Totals		17	100	5.9	1	21
2023%		18	163	8.6	0	26
2022^		8	94	11.8	0	27
2021^		10	95	9.5	0	20
2020^		1	14	14.0	0	14
CAREER (53-52 GP-GS)		54	464	8.6	1	27

* - Mountain West game. % - at Ball State. ^ - at Kent State

Career Highs: Receptions: 6 at Eastern Michigan (10/7/23); Receiving Yards: 61 at Eastern Michigan (10/7/23); Receiving Touchdowns: 1 vs. New Mexico (11/8/24); Long Reception: 26 at Eastern Michigan (10/7/23); All-Purpose Yards: 259 vs. Ohio (10/1/22); Overall Touchdowns: 3 vs. Akron (11/17/20).

#11 - Nate Bennett - WR

Date	Opponent	Rec.	Yds.	Avg.	TD	Lg.
A.31	Texas A&M-Commerce	0	0	0.0	0	0
S.7	Oregon State	1	5	5.0	0	5
S.14	at California	1	11	11.0	0	11
S.28	at Central Michigan	1	34	34.0	0	34
O.5	Hawai'i*	4	74	18.5	0	48
O.12	at Wyoming*	1	41	41.0	0	41
O.26	Washington State	5	73	14.6	1	27
N.1	at Boise State*	1	12	12.0	0	12
N.8	New Mexico*	1	14	14.0	0	14
N.16	at UNLV*	1	4	4.0	0	4
N.23	at Utah State*	3	25	6.3	0	14
N.30	Air Force*					
2024 Totals		19	293	15.4	1	48
2023^		14	169	12.1	0	31
2022^		47	517	11.0	0	48
2021^		49	605	12.3	4	44
CAREER (44-42 GP-GS)		130	1,595	12.3	5	48

* - Mountain West game. ^ - at Portland State.

Career Highs: Receptions: 9 vs. Weber State (10/15/22), at Weber State (11/6/21); Receiving Yards: 106 vs. Western Oregon (9/18/21); Receiving Touchdowns: 1, five times; Long Reception: 48 vs. Hawai'i (10/5/24), at San Jose State (9/1/22); All-Purpose Yards: 109 vs. Sacramento State (11/11/22); Total Touchdowns: 1, five times.

#23 - Kenan Christon - RB

Date	Opponent	No.	Yds.	Avg.	TD	Lg.
A.31	Texas A&M-Commerce	-out; injury-				
S.7	Oregon State	-out; injury-				
S.14	at California	-out; injury-				
S.28	at Central Michigan	-out; injury-				
O.5	Hawai'i*	-out; injury-				
O.12	at Wyoming*	-out; injury-				
O.26	Washington State	-out; injury-				
N.1	at Boise State*	-out; injury-				
N.8	New Mexico*	-out; injury-				
N.16	at UNLV*	-out; injury-				
N.23	at Utah State*	-out; injury-				
N.30	Air Force*					
2024 Totals		-	-	-	-	-
2023		29	201	6.9	1	16
2022		9	207	23.0	2	73
2021^		0	0	0.0	0	0
2020^		2	0	0.0	0	0
2019^		11	126	11.5	3	58
CAREER (38-13 GP-GS)		51	534	10.4	6	73

* - Mountain West game. ^ - at USC.

Career Highs: Receptions: 8 vs. Utah State (11/4/23); Receiving Yards: 111 vs. Middle Tennessee (12/24/22); Receiving Touchdowns: 2 at Arizona State (11/9/19); Long Reception: 73 vs. Middle Tennessee (12/24/22); All-Purpose Yards: 152 vs. Boise State (9/22/23); Total Touchdowns: 2 at Arizona State (11/9/19), vs. Arizona (10/19/19).

#29 - Cam Davis - RB

Date	Opponent	No.	Yds.	Avg.	TD	Lg.
A.31	Texas A&M-Commerce	-did not play-				
S.7	Oregon State	-did not play-				
S.14	at California	-did not play-				
S.28	at Central Michigan	0	0	0.0	0	0
O.5	Hawai'i*	-did not play-				
O.12	at Wyoming*	0	0	0.0	0	0
O.26	Washington State	0	0	0.0	0	0
N.1	at Boise State*	0	0	0.0	0	0
N.8	New Mexico*	0	0	0.0	0	0
N.16	at UNLV*	0	0	0.0	0	0
N.23	at Utah State*	2	4	2.0	0	2
N.30	Air Force*					
2024 Totals		2	4	2.0	0	2
2023		16	53	3.3	0	16
2022		4	10	2.5	0	6
2021		0	0	0.0	0	0
CAREER (34-1 GP-GS)		22	67	3.0	0	16

* - Mountain West game.

Career Highs: Receptions: 3 at Colorado State (11/11/23); Receiving Yards: 18 at Colorado State (11/11/23); Long Reception: 16 at Hawai'i (10/14/23); All-Purpose Yards: 85 at Colorado State (11/11/23); Overall Touchdowns: 1 vs. Idaho State (9/10/22).

2024 GAME-BY-GAME RECEIVING STATISTICS

#87 - Michael Harrison - TE

Date	Opponent	Rec.	Yds.	Avg.	TD	Lng.
A.31	Texas A&M-Commerce	3	22	7.3	0	9
S.7	Oregon State	1	2	2.0	0	2
S.14	at California	1	15	15.0	0	15
S.28	at Central Michigan	0	0	0.0	0	0
O.5	Hawai'i*	0	0	0.0	0	0
O.12	at Wyoming*	0	0	0.0	0	0
O.26	Washington State	6	46	8.0	0	18
N.1	at Boise State*	0	0	0.0	0	0
N.8	New Mexico*	1	16	16.0	0	16
N.16	at UNLV*	1	9	9.9	0	9
N.23	at Utah State*	3	17	5.7	0	11
N.30	Air Force*					
2024 Totals		16	127	7.9	0	18
2023^		31	284	9.2	5	25
2022^		2	12	6.0	0	9
2021^		0	0	0.0	0	0
2020^		0	0	0.0	0	0
CAREER (45-7 GP-GS)		49	423	8.6	5	25

* - Mountain West game. ^ - at Colorado.

Career Highs: Receptions: 7 vs. Colorado State (9/16/23);
 Receiving Yards: 76 vs. Colorado State (9/16/23); Receiving Touch-
 downs: 2 vs. Colorado State (9/16/23); Long Reception: 25 at Utah
 (11/25/23); All-Purpose Yards: 76 vs. Colorado State (9/16/23);
 Total Touchdowns: 2 vs. Colorado State (9/16/23).

#19 - Jordan Napier - WR

Date	Opponent	Rec.	Yds.	Avg.	TD	Lng.
A.31	Texas A&M-Commerce	3	40	13.3	1	29
S.7	Oregon State	0	0	0.0	0	0
S.14	at California	2	53	26.5	1	40
S.28	at Central Michigan	0	0	0.0	0	0
O.5	Hawai'i*	5	41	8.2	0	19
O.12	at Wyoming*	4	91	22.8	1	53
O.26	Washington State	3	44	14.7	0	31
N.1	at Boise State*	8	79	9.9	1	40
N.8	New Mexico*	9	63	7.0	0	40
N.16	at UNLV*	5	27	5.4	0	13
N.23	at Utah State*	4	2	0.5	0	5
N.30	Air Force*					
2024 Totals		43	440	10.2	4	53
2023		1	-2	-2.0	0	-2
CAREER (15-1 GP-GS)		44	438	9.9	4	53

* - Mountain West game.

2024/Career Highs: Receptions: 9 vs. New Mexico (11/8/24);
 Receiving Yards: 91 at Wyoming (10/12/24); Receiving Touchdowns:
 1, four times; Long Reception: 53 at Wyoming (10/12/24); All-Pur-
 pose Yards: 142 vs. New Mexico (11/8/24); Passing Touchdowns: 1
 vs. Washington State (10/26/24); Total Touchdowns: 1, five times.

#3 - Ja'Shaun Poke - WR

Date	Opponent	Rec.	Yds.	Avg.	TD	Lng.
A.31	Texas A&M-Commerce	6	30	5.0	0	9
S.7	Oregon State	3	25	8.3	0	9
S.14	at California	1	14	14.0	0	14
S.28	at Central Michigan	2	23	11.5	0	13
O.5	Hawai'i*	4	38	9.5	0	15
O.12	at Wyoming*	8	60	7.5	0	19
O.26	Washington State	10	80	8.0	0	21
N.1	at Boise State*	3	16	5.3	0	8
N.8	New Mexico*	2	18	9.0	0	9
N.16	at UNLV*	3	79	26.3	1	46
N.23	at Utah State*	3	20	6.7	0	10
N.30	Air Force*					
2024 Totals		45	403	9.0	1	46
2023%		2	11	5.5	0	11
2022^		31	362	11.7	1	46
2021^		26	315	12.1	1	42
2020^		21	326	15.5	3	55
2019^		3	30	10.0	0	12
CAREER (48-27 GP-GS)		128	1,447	11.3	6	55

* - Mountain West game. % - at West Virginia. ^ - at Kent State.

Career Highs: Receptions: 13 vs. Ball State (11/1/22); Receiving
 Yards: 124 at Buffalo (11/28/20); Receiving Touchdowns: 2
 at Bowling Green (11/10/20); Long Reception: 55 at Bowling
 Green (11/10/20); All-Purpose Yards: 199 at Central Michigan
 (11/10/21); Total Touchdowns: 2 at Bowling Green (11/10/20).

#83 - Mekhi Shaw - WR

Date	Opponent	Rec.	Yds.	Avg.	TD	Lng.
A.31	Texas A&M-Commerce	0	0	0.0	0	0
S.7	Oregon State	0	0	0.0	0	0
S.14	at California	0	0	0.0	0	0
S.28	at Central Michigan	0	0	0.0	0	0
O.5	Hawai'i*	1	-2	-2.0	0	0
O.12	at Wyoming*	0	0	0.0	0	0
O.26	Washington State	3	35	11.7	0	13
N.1	at Boise State*	2	41	20.5	1	30
N.8	New Mexico*	2	18	9.0	0	15
N.16	at UNLV*	0	0	0.0	0	0
N.23	at Utah State*	3	33	11.0	1	12
N.30	Air Force*					
2024 Totals		11	125	11.4	2	30
2023		28	375	13.4	2	69
2022		29	349	12.0	3	51
2021		4	42	10.5	0	15
CAREER (47-18 GP-GS)		72	891	12.4	7	69

* - Mountain West game.

Career Highs: Receptions: 6 at Hawai'i (10/14/23), at New Mexico
 (11/18/22); Receiving Yards: 126 at Hawai'i (10/14/23); Receiving
 Touchdowns: 2 at New Mexico (11/18/22); Long Reception: 69 at
 Hawai'i (10/14/23); All-Purpose Yards: 140 at Hawai'i (10/14/23);
 Total Touchdowns: 2 at New Mexico (11/18/22).

#14 - Phillippe Wesley - WR

Date	Opponent	Rec.	Yds.	Avg.	TD	Lng.
A.31	Texas A&M-Commerce	-	-	-	-	-
S.7	Oregon State	-	-	-	-	-
S.14	at California	-	-	-	-	-
S.28	at Central Michigan	-	-	-	-	-
O.5	Hawai'i*	-	-	-	-	-
O.12	at Wyoming*	-	-	-	-	-
O.26	Washington State	-	-	-	-	-
N.1	at Boise State*	-	-	-	-	-
N.8	New Mexico*	-	-	-	-	-
N.16	at UNLV*	-	-	-	-	-
N.23	at Utah State*	-	-	-	-	-
N.30	Air Force*	-	-	-	-	-
2024 Totals		-	-	-	-	-
2023		11	124	11.3	0	17
2022		1	9	9.0	0	9
CAREER (12-3 GP-GS)		4	133	11.1	0	17

* - Mountain West game.

Career Highs: Receptions: 4 at San Jose State (11/18/23);
 Receiving Yards: 48 at San Jose State (11/18/23); Long Reception:
 17 at Oregon State (9/16/23); All-Purpose Yards: 48 at San Jose
 State (11/18/23).

#18 - Jude Wolfe - TE

Date	Opponent	Rec.	Yds.	Avg.	TD	Lng.
A.31	Texas A&M-Commerce	3	14	4.7	0	6
S.7	Oregon State	1	4	4.0	0	4
S.14	at California	3	32	10.7	0	18
S.28	at Central Michigan	3	40	13.3	2	26
O.5	Hawai'i*	1	5	5.0	0	5
O.12	at Wyoming*	1	32	32.0	0	32
O.26	Washington State	-	-	-	-	-
N.1	at Boise State*	0	0	0.0	0	0
N.8	New Mexico*	4	22	5.5	0	7
N.16	at UNLV*	0	0	0.0	0	0
N.23	at Utah State*	-	-	-	-	-
N.30	Air Force*	-	-	-	-	-
2024 Totals		16	149	9.3	2	32
2023^		2	5	2.5	1	3
2022^		0	0	0.0	0	0
2021^		8	56	7.0	0	18
2020^		2	5	2.5	0	4
2019^		0	0	0.0	0	0
CAREER (43-9)		28	215	7.7	3	32

* - Mountain West game. ^ - at USC.

2024/Career Highs: Receptions: 4 vs. New Mexico (11/8/24);
 Receiving Yards: 40 at Central Michigan (9/28/24); Receiving
 Touchdowns: 2 at Central Michigan (9/28/24); Long Reception: 32
 at Wyoming (10/12/24); All-Purpose Yards: 40 at Central Michigan
 (9/28/24); Total Touchdowns: 2 at Central Michigan (9/28/24).

2024 GAME-BY-GAME RUSHING STATISTICS

#2 - Jaylon Armstead - RB

Date	Opponent	No.	Yds.	Avg.	TD	Lg.
A.31	Texas A&M-Commerce	5	9	1.8	0	7
S.7	Oregon State	7	18	2.6	0	7
S.14	at California	1	15	15.0	0	15
S.28	at Central Michigan	-	-	-	-	-
O.5	Hawai'i*	-	-	-	-	-
O.12	at Wyoming*	-	-	-	-	-
O.26	Washington State	-	-	-	-	-
N.1	at Boise State*	-	-	-	-	-
N.8	New Mexico*	-	-	-	-	-
N.16	at UNLV*	-	-	-	-	-
N.23	at Utah State*	-	-	-	-	-
N.30	Air Force*	-	-	-	-	-
2024 Totals		13	42	3.2	0	15
2023		103	448	4.4	8	48
2022		52	313	6.0	2	61
2021		24	75	3.1	0	8
2020		1	5	5.0	0	5
CAREER (34-4 GP-GS)		193	883	4.6	10	61

* - Mountain West game.

Career Highs: Carries: 21 at San Jose State (11/18/23); Rushing Yards: 134 at San Jose State (11/18/23); Rushing Touchdowns: 2 vs. Boise State (9/22/23); Long Rush: 61 vs. Idaho State (9/10/22); Rushing Average (min. 5 att.): 9.2 vs. Idaho State (9/10/22); All-Purpose Yards: 134 at San Jose State (11/18/23); Total Touchdowns: 2 vs. Boise State (9/22/23).

#23 - Kenan Christon - RB

Date	Opponent	No.	Yds.	Avg.	TD	Lg.
A.31	Texas A&M-Commerce	-	-	-	-	-
S.7	Oregon State	-	-	-	-	-
S.14	at California	-	-	-	-	-
S.28	at Central Michigan	-	-	-	-	-
O.5	Hawai'i*	-	-	-	-	-
O.12	at Wyoming*	-	-	-	-	-
O.26	Washington State	-	-	-	-	-
N.1	at Boise State*	-	-	-	-	-
N.8	New Mexico*	-	-	-	-	-
N.16	at UNLV*	-	-	-	-	-
N.23	at Utah State*	-	-	-	-	-
N.30	Air Force*	-	-	-	-	-
2024 Totals		-	-	-	-	-
2023		96	378	3.9	0	39
2022		71	261	3.7	1	49
2021^		0	0	0.0	0	0
2020^		10	70	7.0	0	47
2019^		68	373	5.5	2	55
CAREER (38-13 GP-GS)		245	1,110	4.5	3	55

* - Mountain West game. ^ - at USC.

Career Highs: Carries: 20 at Arizona State (11/9/19); Rushing Yards: 103 vs. Arizona (10/19/19); Rushing Touchdowns: 2 vs. Arizona (10/19/19); Long Rush: 55 vs. Arizona (10/19/19); All-Purpose Yards: 152 vs. Boise State (9/22/23); Total Touchdowns: 2 at Arizona State (11/9/19), vs. Arizona (10/19/19).

#15 - Marquez Cooper - RB

Date	Opponent	No.	Yds.	Avg.	TD	Lg.
A.31	Texas A&M-Commerce	27	223	8.3	2	47
S.7	Oregon State	13	53	4.1	0	10
S.14	at California	22	87	4.0	0	17
S.28	at Central Michigan	34	111	3.3	1	47
O.5	Hawai'i*	30	109	3.6	2	31
O.12	at Wyoming*	25	87	3.5	1	26
O.26	Washington State	18	78	4.3	2	20
N.1	at Boise State*	16	94	5.9	1	42
N.8	New Mexico*	35	123	3.5	0	11
N.16	at UNLV*	26	97	3.7	0	10
N.23	at Utah State*	23	118	5.1	1	14
N.30	Air Force*	-	-	-	-	-
2024 Totals		269	1,180	4.4	10	47
2023%		227	1,043	4.6	4	39
2022^		285	1,326	4.7	13	46
2021^		241	1,205	5.0	11	66
2020^		56	282	5.0	5	19
CAREER (53-52 GP-GS)		1,078	5,036	4.7	43	66

* - Mountain West game. % - at Ball State. ^ - at Kent State

Career Highs: Carries: 40 vs. Ohio (10/1/22); Rushing Yards: 240 vs. Ohio (10/1/22); Rushing Touchdowns: 3 vs. Akron (11/17/20); Long Rush: 66 vs. VMI (9/11/21); Rushing Average (min. 5 att.): 9.9 vs. VMI (9/11/21); All-Purpose Yards: 259 vs. Ohio (10/1/22); Overall Touchdowns: 3 vs. Akron (11/17/20).

#29 - Cam Davis - RB

Date	Opponent	No.	Yds.	Avg.	TD	Lg.
A.31	Texas A&M-Commerce	-	-	-	-	-
S.7	Oregon State	-	-	-	-	-
S.14	at California	-	-	-	-	-
S.28	at Central Michigan	1	4	4.0	0	4
O.5	Hawai'i*	-	-	-	-	-
O.12	at Wyoming*	3	7	2.3	0	4
O.26	Washington State	1	38	38.0	0	38
N.1	at Boise State*	5	24	4.8	0	19
N.8	New Mexico*	3	2	0.7	0	3
N.16	at UNLV*	0	0	0.0	0	0
N.23	at Utah State*	0	0	0.0	0	0
N.30	Air Force*	-	-	-	-	-
2024 Totals		13	75	5.8	0	38
2023		52	225	4.3	0	25
2022		46	151	3.3	1	17
2021		0	0	0.0	0	0
CAREER (34-1 GP-GS)		111	451	4.1	1	38

* - Mountain West game.

Career Highs: Carries: 10 at Hawai'i (10/14/23); Rushing Yards: 67 at Colorado State (11/11/23); Rushing Touchdowns: 1 vs. Idaho State (9/10/22); Long Rush: 38 vs. Washington State (10/26/24); Rushing Average (min. 5 att.): 7.4 at Colorado State (11/11/23); All-Purpose Yards: 85 at Colorado State (11/11/23); Overall Touchdowns: 1 vs. Idaho State (9/10/22).

#5 - Danny O'Neil - QB

Date	Opponent	No.	Yds.	Avg.	TD	Lg.
A.31	Texas A&M-Commerce	5	18	3.6	0	28
S.7	Oregon State	5	1	0.2	0	4
S.14	at California	-	-	-	-	-
S.28	at Central Michigan	9	7	0.8	0	9
O.5	Hawai'i*	4	-10	-2.5	0	3
O.12	at Wyoming*	5	8	1.6	0	9
O.26	Washington State	5	-3	-0.6	0	7
N.1	at Boise State*	4	-21	-5.2	0	4
N.8	New Mexico*	8	21	2.6	0	14
N.16	at UNLV*	9	10	1.1	1	16
N.23	at Utah State*	8	37	4.6	0	34
N.30	Air Force*	-	-	-	-	-
2024 Totals		62	68	1.1	1	34
CAREER (10-10 GP-GS)		62	68	1.1	1	34

* - Mountain West game.

2024/Career Highs: Carries: 9 at Central Michigan (9/28/24); Rushing Yards: 37 at Utah State (11/23/24); Long Rush: 34 at Utah State (11/23/24); Rushing Average (min. 5 att.): 4.6 at Utah State (11/23/24).

#3 - Ja'Shaun Poke - WR

Date	Opponent	No.	Yds.	Avg.	TD	Lg.
A.31	Texas A&M-Commerce	1	-6	-6.0	0	0
S.7	Oregon State	0	0	0.0	0	0
S.14	at California	0	0	0.0	0	0
S.28	at Central Michigan	1	-4	-4.0	0	0
O.5	Hawai'i*	0	0	0.0	0	0
O.12	at Wyoming*	1	4	4.0	0	4
O.26	Washington State	1	1	1.0	0	0
N.1	at Boise State*	0	0	0.0	0	0
N.8	New Mexico*	0	0	0.0	0	0
N.16	at UNLV*	0	0	0.0	0	0
N.23	at Utah State*	0	0	0.0	0	0
N.30	Air Force*	-	-	-	-	-
2024 Totals		4	-5	-1.3	0	4
2023%		0	0	0.0	0	0
2022^		2	7	3.5	1	10
2021^		7	40	5.7	0	25
2020^		3	1	0.3	0	7
2019^		1	18	18.0	0	18
CAREER (48-27 GP-GS)		17	61	3.6	1	25

* - Mountain West game. % - at West Virginia. ^ - at Kent State.

Career Highs: Carries: 3 at Central Michigan (11/10/21); Rushing Yards: 33 at Central Michigan (11/10/21); Rushing Touchdowns: 1 at Buffalo (11/26/22); Long Rush: 25 at Central Michigan (11/10/21); All-Purpose Yards: 199 at Central Michigan (11/10/21); Overall Touchdowns: 2 at Bowling Green (11/10/20).

2024 Highs: Carries: 1 vs. Texas A&M-Commerce (8/31/24), at Central Michigan (9/28/24), at Wyoming (10/12/24); Rushing Yards: 4 at Wyoming (10/12/24); Long Rush: 4 at Wyoming (10/12/24); All-Purpose Yards: 199 at Central Michigan (11/10/21); Overall Touchdowns: 2 at Bowling Green (11/10/20).

2024 GAME-BY-GAME RUSHING/RETURNING STATISTICS

#7 - Lucky Sutton - RB

Date	Opponent	No.	Yds.	Avg.	TD	Lg.
A.31	Texas A&M-Commerce	1	3	3.0	0	3
S.7	Oregon State	-did not play-				
S.14	at California	3	15	5.0	0	9
S.28	at Central Michigan	-did not play-				
O.5	Hawai'i*	-did not play-				
O.12	at Wyoming*	-did not play-				
O.26	Washington State	-did not play-				
N.1	at Boise State*	-did not play-				
N.8	New Mexico*	-did not play-				
N.16	at UNLV*	-did not play-				
N.23	at Utah State*	1	17	17.0	0	17
N.30	Air Force*					
2024 Totals		5	35	7.0	0	17
2023		30	157	5.2	2	62
2022		2	8	4.0	0	4
CAREER (9-0 GP-GS)		37	200	5.4	2	62

*- Mountain West game.

Career Highs: Carries: 12 vs. Nevada (10/21/23); Rushing Yards: 86 vs. Utah State (11/4/23); Rushing Touchdowns: 2 at Hawai'i (10/14/23); Long Rush: 62 vs. Utah State (11/4/23); Rushing Average (min. 5 att.): 7.8 vs. Utah State (11/4/23); All-Purpose Yards: 86 vs. Utah State (11/4/23); Overall Touchdowns: 2 at Hawai'i (10/14/23).

#6 - Javance Tupou'ata-Johnson - QB

Date	Opponent	No.	Yds.	Avg.	TD	Lg.
A.31	Texas A&M-Commerce	1	7	7.0	0	7
S.7	Oregon State	-did not play-				
S.14	at California	8	-2	-0.2	0	13
S.28	at Central Michigan	-did not play-				
O.5	Hawai'i*	-did not play-				
O.12	at Wyoming*	-did not play-				
O.26	Washington State	5	16	3.2	0	9
N.1	at Boise State*	-did not play-				
N.8	New Mexico*	-did not play-				
N.16	at UNLV*	-did not play-				
N.23	at Utah State*	4	16	4.0	0	12
N.30	Air Force*					
2024 Totals		18	35	1.9	0	13
2023		redshirt season				
CAREER (3-1 GP-GS)		18	35	1.9	0	13

*- Mountain West game.

2024/Career Highs: Carries: 8 at California (9/14/24); Rushing Yards: 16 at Utah State (11/23/24), vs. Washington State (10/16/24); Long Rush: 13 at California (9/14/24).

#19 - Jordan Napier - Kick Return

Date	Opponent	No.	Yds.	Avg.	TD	Lg.
A.31	Texas A&M-Commerce	0	0	0.0	0	0
S.7	Oregon State	0	0	0.0	0	0
S.14	at California	0	0	0.0	0	0
S.28	at Central Michigan	0	0	0.0	0	0
O.5	Hawai'i*	1	12	12.0	0	12
O.12	at Wyoming*	0	0	0.0	0	0
O.26	Washington State	0	0	0.0	0	0
N.1	at Boise State*	0	0	0.0	0	0
N.8	New Mexico*	2	79	39.5	0	61
N.16	at UNLV*	0	0	0.0	0	0
N.23	at Utah State*	0	0	0.0	0	0
N.30	Air Force*					
2024 Totals		3	91	30.3	0	61
2023		0	0	0.0	0	0
CAREER		3	91	30.3	0	61

*- Mountain West game.

Career Highs: Kick Returns: 2 vs. New Mexico (11/8/24); Kick Return Yards: 79 vs. New Mexico (11/8/24); Long Kick Return: 61 vs. New Mexico (11/8/24); All-Purpose Yards: 142 vs. New Mexico (11/8/24); Total Touchdowns: 1 vs. Texas A&M-Commerce (8/31/24), at California (9/14/24), at Wyoming (10/12/24).

#3 - Ja'Shaun Poke - Kick Return

Date	Opponent	No.	Yds.	Avg.	TD	Lg.
A.31	Texas A&M-Commerce	3	46	15.3	0	44
S.7	Oregon State	0	0	0.0	0	0
S.14	at California	1	11	11.0	0	11
S.28	at Central Michigan	0	0	0.0	0	0
O.5	Hawai'i*	1	35	35.0	0	35
O.12	at Wyoming*	2	41	20.5	0	25
O.26	Washington State	3	61	20.3	0	21
N.1	at Boise State*	0	0	0.0	0	0
N.8	New Mexico*	1	14	14.0	0	14
N.16	at UNLV*	2	54	27.0	0	34
N.23	at Utah State*	1	20	20.0	0	20
N.30	Air Force*					
2024 Totals		14	282	20.1	0	44
2023%		0	0	0.0	0	0
2022^		15	411	27.4	0	46
2021^		24	565	23.5	0	50
2020^		4	101	25.3	0	39
2019^		1	33	33.0	0	33
CAREER		58	1,392	24.0	0	50

*- Mountain West game. % - at West Virginia. ^ - at Kent State.

Career Highs: Kick Returns: 7 at Western Michigan (10/16/21); Kick Return Yards: 175 at Western Michigan (10/16/21); Long Kick Return: 50 at Central Michigan (11/10/21); Punt Returns: 1 at Buffalo (11/26/22); Punt Return Yards: 19 at Buffalo (11/26/22); Long Punt Return: 19 at Buffalo (11/26/22); All-Purpose Yards: 199 at Central Michigan (11/10/21); Total Touchdowns: 2 at Bowling Green (11/10/20).

#19 - Jordan Napier - Punt Return

Date	Opponent	No.	Yds.	Avg.	TD	Lg.
A.31	Texas A&M-Commerce	0	0	0.0	0	0
S.7	Oregon State	1	-1	-1.0	0	-1
S.14	at California	0	0	0.0	0	0
S.28	at Central Michigan	0	0	0.0	0	0
O.5	Hawai'i*	1	12	12.0	0	12
O.12	at Wyoming*	1	16	16.0	0	16
O.26	Washington State	0	0	0.0	0	0
N.1	at Boise State*	0	0	0.0	0	0
N.8	New Mexico*	0	0	0.0	0	0
N.16	at UNLV*	0	0	0.0	0	0
N.23	at Utah State*	0	0	0.0	0	0
N.30	Air Force*					
2024 Totals		3	27	9.0	0	16
2023		0	0	0.0	0	0
CAREER		3	27	9.0	0	16

*- Mountain West game.

Career Highs: Punt Returns: 1 at Wyoming (10/12/24), vs. Hawai'i (10/5/24), vs. Oregon State (9/7/24); Punt Return Yards: 16 at Wyoming (10/12/24); Long Punt Return: 16 at Wyoming (10/12/24); All-Purpose Yards: 142 vs. New Mexico (11/8/24); Total Touchdowns: 1 vs. Texas A&M-Commerce (8/31/24), at California (9/14/24), at Wyoming (10/12/24).

#83 - Mekhi Shaw - Punt Return

Date	Opponent	Rec.	Yds.	Avg.	TD	Lg.
A.31	Texas A&M-Commerce	0	0	0.0	0	0
S.7	Oregon State	1	5	5.0	0	5
S.14	at California	2	-1	-0.5	0	6
S.28	at Central Michigan	1	0	0.0	0	0
O.5	Hawai'i*	2	22	11.0	0	15
O.12	at Wyoming*	2	14	7.0	0	8
O.26	Washington State	0	0	0.0	0	0
N.1	at Boise State*	1	14	14.0	0	14
N.8	New Mexico*	1	4	4.0	0	4
N.16	at UNLV*	1	20	20.0	0	20
N.23	at Utah State*	1	0	0.0	0	0
N.30	Air Force*					
2024 Totals		12	78	6.5	0	20
2023		14	101	7.2	0	15
2022		2	-3	-1.5	0	0
2021		0	0	0.0	0	0
CAREER		27	172	6.4	0	20

*- Mountain West game.

Career Highs: Punt Returns: 4 vs. Utah State (11/4/23); Punt Return Yards: 30 vs. Utah State (11/4/23); Long Punt Return: 20 at UNLV (11/16/24); All-Purpose Yards: 140 at Hawai'i (10/14/23).

2024 GAME-BY-GAME PUNTING STATISTICS

#13 - Tyler Pastula - P

Date	Opponent	No.	Yards	Avg.	Long	TB	FC	In.20	50+	Blk.	Net Yds.	Net Avg.
A.31	Texas A&M-Commerce	3	110	36.7	40	0	1	0	0	0	96	32.0
S.7	Oregon State	7	340	48.6	63	0	2	3	3	1	319	45.6
S.14	at California	6	274	45.7	54	2	2	2	2	0	228	38.0
S.28	at Central Michigan	5	236	47.2	52	2	0	2	1	0	189	37.8
O.5	Hawai'i*	5	238	47.6	65	0	1	2	2	0	227	45.4
O.12	at Wyoming*	7	330	47.1	75	2	1	2	2	0	290	41.4
O.26	Washington State	4	141	35.2	40	0	0	0	0	0	144	36.0
N.1	at Boise State*	4	201	50.2	79	0	0	2	1	0	201	50.2
N.8	New Mexico*	4	186	46.5	64	0	1	3	1	0	169	42.3
N.16	at UNLV*	6	289	48.2	58	0	1	1	3	0	254	42.3
N.23	at Utah State*	6	286	47.7	68	2	0	0	2	0	239	39.8
N.30	Air Force*											
2024 Totals		57	2,631	46.2	79	6	14	17	17	1	2,356	41.3
2023%		61	2,602	42.7	68	6	15	16	13	1	2,263	37.1
2022%		42	1,798	42.8	73	3	14	15	7	1	1,566	37.3
2021^		62	2,637	42.5	56	3	19	24	13	1	2,238	36.1
2020^		37	1,424	39.6	69	2	9	10	4	3	1,243	33.6
CAREER (56-56 GP-GS)		258	11,092	43.0	79	22	71	82	54	7	9,666	37.5

* - Mountain West game. % - at UAlbany. ^ - at Delaware.

Career Highs: Punts: 9 at Baylor (9/3/22), vs. James Madison (10/23/21); Punt Yards: 406 at Baylor (9/3/22); Punt Avg (min. 2 attempts): 51.7 at South Dakota State (12/15/23); Net Punt Avg (min. 2 attempts): 50.2 at Boise State (11/1/24); Punt Long: 79 at Boise State (11/1/24); Punt Fair Catches: 4 vs. Villanova (11/20/21); Punts Inside 20: 5 at Stony Brook (10/16/21).

#39 - Emil Herranen - P

Date	Opponent	No.	Yards	Avg.	Long	TB	FC	In.20	50+	Blk.	Net Yds.	Net Avg.
A.31	Texas A&M-Commerce	-did not play-										
S.7	Oregon State	-did not play-										
S.14	at California	-did not play-										
S.28	at Central Michigan	-did not play-										
O.5	Hawai'i*	-did not play-										
O.12	at Wyoming*	-did not play-										
O.26	Washington State	-did not play-										
N.1	at Boise State*	-did not play-										
N.8	New Mexico*	-did not play-										
N.16	at UNLV*	-did not play-										
N.23	at Utah State*	-did not travel-										
N.30	Air Force*											
2024 Totals		-	-	-	-	-	-	-	-	-	-	-
2023^		22	856	38.9	52	0	5	3	2	0	845	38.4
2022^		50	2,089	41.8	63	2	11	7	8	0	1,633	32.7
CAREER		72	2,945	40.9	63	2	16	10	10	0	2,478	34.4

* - Mountain West game. ^ - at Northern Arizona.

Career Highs: Punts: 8 vs. Weber State (11/19/22); Punt Yards: 292 at Arizona State (9/1/22); Punt Avg (min. 2 attempts): 46 at Idaho State (10/22/22); Net Punt Avg (min. 2 attempts): 41.0 at Arizona State (9/1/22); Punt Long: 63 at UC Davis (10/15/22); Punt Fair Catches: 2 vs. Montana (9/23/23), vs. Idaho (9/24/22); Punts Inside 20: 3 at Idaho State (10/22/22).

2024 GAME-BY-GAME KICKING STATISTICS

#46 - Gabriel Plascencia - K

Date	Opponent	Extra Points			Field Goals				Total Pts.	Kickoffs				
		Made	Att.	Pct.	Made	Att.	Pct.	Long		No.	Yards	Avg.	TB	OB
A.31	Texas A&M-Commerce	0	1	0.0	1	2	50.0	50	3	5	278	55.6	0	1
S.7	Oregon State	0	0	0.0	0	0	0.0	0	0	1	65	65.0	1	0
S.14	at California	-did not play-			-did not play-					-did not play-				
S.28	at Central Michigan	0	0	0.0	0	0	0.0	0	0	4	240	60.0	2	0
O.5	Hawai'i*	3	3	100.0	2	2	100.0	43	9	6	364	60.7	1	0
O.12	at Wyoming*	3	3	100.0	2	2	100.0	28	9	6	390	65.0	6	0
O.26	Washington State	2	2	100.0	2	2	100.0	46	8	5	273	54.6	0	1
N.1	at Boise State*	3	3	100.0	1	1	100.0	27	6	5	307	61.4	4	0
N.8	New Mexico*	1	1	100.0	3	3	100.0	31	10	5	266	53.2	1	1
N.16	at UNLV*	2	2	100.0	0	0	0.0	0	2	4	253	63.2	3	0
N.23	at Utah State*	2	2	100.0	2	2	100.0	35	8	5	310	62.0	4	1
N.30	Air Force*													
2024 Totals		16	17	94.1	13	14	92.9	50	55	46	2,746	59.7	22	4
2023		2	2	100.0	4	4	100.0	46	14	16	992	62.0	2	1
CAREER		18	19	94.7	17	18	94.4	50	69	62	3,738	60.3	24	5

*- Mountain West game.

Career Highs: Points: 10 vs. New Mexico (11/8/24); Field Goals: 3 vs. New Mexico (11/8/24); Long Field Goal: 50 vs. Texas A&M-Commerce (8/31/24); Kickoffs: 8 vs. San Jose State (11/18/23), at Hawai'i (10/14/23); Touchbacks (KO): 6 at Wyoming (10/12/24); Kickoff Avg (min. 2 att.): 65.0 (six kickoffs) at Wyoming (10/12/24).

#20 - Nick Lopez - K

Date	Opponent	Extra Points			Field Goals				Total Pts.	Kickoffs				
		Made	Att.	Pct.	Made	Att.	Pct.	Long		No.	Yards	Avg.	TB	OB
A.31	Texas A&M-Commerce	4	4	100.0	0	0	0.0	0	4	3	196	65.3	2	0
S.7	Oregon State	-did not play-			-did not play-					-did not play-				
S.14	at California	1	1	100.0	1	1	100.0	29	4	3	143	47.7	1	0
S.28	at Central Michigan	3	3	100.0	0	2	0.0	0	3	0	0	0.0	0	0
O.5	Hawai'i*	-did not play-			-did not play-					-did not play-				
O.12	at Wyoming*	-did not play-			-did not play-					-did not play-				
O.26	Washington State	-did not play-			-did not play-					-did not play-				
N.1	at Boise State*	-did not play-			-did not play-					-did not play-				
N.8	New Mexico*	-did not play-			-did not play-					-did not play-				
N.16	at UNLV*	-did not play-			-did not play-					-did not play-				
N.23	at Utah State*	-did not play-			-did not play-					-did not play-				
N.30	Air Force*													
2024 Totals		8	8	100.0	1	3	33.3	29	11	6	339	56.5	3	0
2023%		11	11	100.0	1	1	100.0	40	3	0	0	0.0	0	0
2022^		0	0	0.0	0	0	0.0	0	0	0	0	0.0	0	0
2021^		0	0	0.0	1	1	100.0	34	3	3	183	61.0	2	0
2020^		0	0	0.0	0	0	0.0	0	0	0	0	0.0	0	0
CAREER		19	19	100.0	3	5	60.0	40	17	9	522	58.0	5	0

*- Mountain West game. % - at Louisville. ^ at California.

Career Highs: Points: 4 at California (9/14/24), vs. Texas A&M-Commerce (8/31/24); Field Goals: 1 at California (9/14/24), at Miami (FL) (11/18/23), at Arizona (11/6/21); Long Field Goal: 40 at Miami (FL) (11/18/23); Kickoffs: 3 at California (9/14/24), vs. Texas A&M-Commerce (8/31/24); Touchbacks (KO): 2 vs. Texas A&M-Commerce (8/31/24), at Arizona (11/6/21); Kickoff Avg (min. 2 att.): 65.3 vs. Texas A&M-Commerce (8/31/24).

2024 GAME-BY-GAME DEFENSIVE STATISTICS

#99 - Tupu Alualu - DL

Date	Opponent	U	A	T	TFL	SK	INT	PBU	FF	FR
A.31	Texas A&M-Comm.	1	0	1	0.0	0.0	0	0	0	0
S.7	Oregon State	0	2	2	0.0	0.0	0	0	0	0
S.14	at California	1	2	3	1.5	1.5	0	0	0	0
S.28	at Central Mich.	0	1	1	0.0	0.0	0	0	0	0
O.5	Hawai'i*	0	0	0	0.0	0.0	0	0	0	0
O.12	at Wyoming*	1	5	6	1.0	1.0	0	0	0	0
O.26	Washington St.	2	1	3	0.5	0.5	0	0	0	0
N.1	at Boise State*	1	0	1	0.0	0.0	0	0	0	0
N.8	New Mexico*	2	0	2	0.0	0.0	0	0	0	0
N.16	at UNLV*	1	1	2	0.0	0.0	0	0	0	0
N.23	at Utah State*	1	2	3	1.5	1.0	0	0	0	0
N.30	Air Force*									
2024 Totals		10	14	24	4.5	4.0	0	0	0	0
2023		12	17	29	4.0	3.0	0	0	0	0
CAREER (23-17 GP-GS)		22	31	53	8.5	7.0	0	0	0	0

* Mountain West game.

Career Highs: Tackles: 4 at Colorado State (11/11/23), vs. Utah State (11/4/23), vs. UCLA (9/9/23); Tackles for Loss: 2.0 vs. Utah State (11/4/23); Sacks: 1.5 at California (9/14/24), vs. Idaho State (9/2/23).

#42 - Brady Anderson - LB

Date	Opponent	U	A	T	TFL	SK	INT	PBU	FF	FR
A.31	Texas A&M-Comm.	2	0	2	1.0	1.0	0	0	0	0
S.7	Oregon State	1	0	1	0.0	0.0	0	0	0	0
S.14	at California	1	2	3	0.5	0.0	0	0	0	0
S.28	at Central Mich.	1	0	1	0.0	0.0	0	0	0	1
O.5	Hawai'i*	-did not play-								
O.12	at Wyoming*	1	0	1	0.0	0.0	0	0	0	0
O.26	Washington St.	0	0	0	0.0	0.0	0	0	0	0
N.1	at Boise State*	1	3	4	0.5	0.0	0	0	0	0
N.8	New Mexico*	0	1	1	0.0	0.0	0	0	0	0
N.16	at UNLV*	2	0	2	0.0	0.0	0	0	0	0
N.23	at Utah State*	0	0	0	0.0	0.0	0	0	0	0
N.30	Air Force*									
2024 Totals		9	6	15	2.0	1.0	0	0	0	1
2023		5	9	14	0.0	0.0	0	0	0	0
2022		1	0	1	0.0	0.0	0	0	0	0
2021		0	1	1	0.0	0.0	0	0	0	0
CAREER (37-1 GP-GS)		15	16	31	2.0	1.0	0	0	0	1

* Mountain West game.

Career Highs: Tackles: 6 at Air Force (10/3/23); Tackles for Loss: 1.0 vs. Texas A&M-Commerce (8/31/24); Sacks: 1.0 vs. Texas A&M-Commerce (8/31/24); Fumble Recoveries: 1 at Central Michigan (9/28/24).

#31 - Jared Badie - EDGE

Date	Opponent	U	A	T	TFL	SK	INT	PBU	FF	FR
A.31	Texas A&M-Comm.	2	0	2	0.0	0.0	0	0	0	0
S.7	Oregon State	0	1	1	0.0	0.0	0	0	0	0
S.14	at California	-did not travel-								
S.28	at Central Mich.	-did not travel-								
O.5	Hawai'i*	-did not play-								
O.12	at Wyoming*	-did not travel-								
O.26	Washington St.	-did not play-								
N.1	at Boise State*	-did not travel-								
N.8	New Mexico*	-did not play-								
N.16	at UNLV*	-did not travel-								
N.23	at Utah State*	-did not travel-								
N.30	Air Force*									
2024 Totals		2	1	3	0.0	0.0	0	0	0	0
2023^		0	0	0	0.0	0.0	0	0	0	0
2022^		1	0	1	0.0	0.0	0	0	0	0
CAREER (9-0)		3	1	4	0.0	0.0	0	0	0	0

* Mountain West game. ^ - at Illinois.

2024/Career Highs: Tackles: 2 vs. Texas A&M-Commerce (8/31/24).

#90 - Sam Benjamin - DL

Date	Opponent	U	A	T	TFL	SK	INT	PBU	FF	FR
A.31	Texas A&M-Comm.	0	0	0	0.0	0.0	0	0	0	0
S.7	Oregon State	0	0	0	0.0	0.0	0	0	0	0
S.14	at California	0	0	0	0.0	0.0	0	0	0	0
S.28	at Central Mich.	1	0	1	0.0	0.0	0	0	0	0
O.5	Hawai'i*	0	0	0	0.0	0.0	0	0	0	0
O.12	at Wyoming*	0	0	0	0.0	0.0	0	0	0	0
O.26	Washington St.	0	0	0	0.0	0.0	0	0	0	0
N.1	at Boise State*	1	0	1	0.0	0.0	0	0	0	0
N.8	New Mexico*	0	1	1	0.0	0.0	0	0	0	0
N.16	at UNLV*	-did not play-								
N.23	at Utah State*	0	0	0	0.0	0.0	0	0	0	0
N.30	Air Force*									
2024 Totals		2	1	3	0.0	0.0	0	0	0	0
2023%		2	4	6	0.5	0.0	0	0	0	0
2022^		6	8	14	2.0	0.5	0	3	0	0
CAREER (28-4 GP-GS)		10	13	23	2.5	0.5	0	3	0	0

* Mountain West game. % - at Idaho State. ^ - at Arizona State.

Career Highs: Tackles: 3 at Weber State (11/12/22), vs. Northern Arizona (10/22/22); Tackles for Loss: 1.0 vs. Northern Arizona (10/22/22); Sacks: 0.5 vs. Cal Poly (10/15/22); Pass Breakups: 2 vs. Northern Arizona (10/22/22).

#6 - Eric Butler - S

Date	Opponent	U	A	T	TFL	SK	INT	PBU	FF	FR
A.31	Texas A&M-Comm.	7	0	7	0.0	0.0	0	1	0	0
S.7	Oregon State	3	0	3	0.0	0.0	0	0	0	0
S.14	at California	2	2	4	0.0	0.0	0	0	0	0
S.28	at Central Mich.	5	2	7	1.0	0.0	0	1	0	0
O.5	Hawai'i*	0	1	1	0.0	0.0	0	0	0	0
O.12	at Wyoming*	1	2	3	0.0	0.0	1	0	0	0
O.26	Washington St.	1	1	2	0.0	0.0	0	0	0	0
N.1	at Boise State*	5	0	5	0.0	0.0	0	0	0	0
N.8	New Mexico*	2	1	3	0.0	0.0	0	0	0	0
N.16	at UNLV*	5	3	8	1.5	0.0	0	1	1	0
N.23	at Utah State*	2	2	4	0.0	0.0	0	0	0	0
N.30	Air Force*									
2024 Totals		33	14	47	2.5	0.0	1	3	1	0
2023		13	8	21	2.5	1.0	0	0	0	1
2022		3	4	7	0.0	0.0	0	0	0	0
CAREER (34-10 GP-GS)		49	26	75	5.0	1.0	1	3	1	1

* Mountain West game.

Career Highs: Tackles: 8 at UNLV (11/16/24), vs. Boise State (9/22/23); Tackles for Loss: 2.5 vs. Boise State (9/22/23); Sacks: 1.0 vs. Boise State (9/22/23); Interceptions: 1 at Wyoming (10/12/24); Pass Breakups: 1 at UNLV (11/16/24), at Central Michigan (9/28/24), vs. Texas A&M-Commerce (8/31/24); Fumbles Forced: 1 at UNLV (11/16/24), Fumble Recoveries: 1 at Central Michigan (9/28/24); Blocked Kicks: 1 vs. Utah State (11/4/23), at Hawai'i (10/14/23); Touchdowns: 1 (pick six) at Wyoming (10/12/24).

#5 - Owen Chambliss - LB

Date	Opponent	U	A	T	TFL	SK	INT	PBU	FF	FR
A.31	Texas A&M-Comm.	0	2	2	0.0	0.0	0	0	0	0
S.7	Oregon State	4	3	7	0.0	0.0	0	0	0	0
S.14	at California	2	4	6	0.0	0.0	0	0	0	0
S.28	at Central Mich.	3	3	6	0.0	0.0	0	1	0	0
O.5	Hawai'i*	5	1	6	0.0	0.0	0	0	0	0
O.12	at Wyoming*	-did not travel; injury-								
O.26	Washington St.	2	2	4	0.0	0.0	0	0	0	0
N.1	at Boise State*	-did not travel; injury-								
N.8	New Mexico*	-did not dress; injury-								
N.16	at UNLV*	0	1	1	0.0	0.0	0	0	0	0
N.23	at Utah State*	-did not travel; injury-								
N.30	Air Force*									
2024 Totals		16	16	32	0.0	0.0	0	1	0	0
2023		1	0	1	0.0	0.0	0	0	0	0
CAREER (11-7 GP-GS)		17	16	33	0.0	0.0	0	1	0	0

* Mountain West game.

2024/Career Highs: Tackles: 7 vs. Oregon State (9/7/24); Pass Breakups: 1 at Central Michigan (9/28/24).

2024 GAME-BY-GAME DEFENSIVE STATISTICS

#40 - Krishna Clay - DL

Date	Opponent	U	A	T	TFL	SK	INT	PBU	FF	FR
A.31	Texas A&M-Comm.	0	2	2	1.0	0.5	0	0	0	1
S.7	Oregon State	5	0	5	0.0	0.0	0	0	0	0
S.14	at California	0	3	3	0.5	0.5	0	0	0	0
S.28	at Central Mich.	2	0	2	0.0	0.0	0	0	0	0
O.5	Hawai'i*	3	1	4	1.0	0.0	0	0	0	0
O.12	at Wyoming*	1	1	2	1.0	0.0	0	0	0	0
O.26	Washington St.	2	2	4	0.5	0.0	0	0	0	0
N.1	at Boise State*	2	2	4	0.5	0.5	0	0	0	0
N.8	New Mexico*	1	3	4	0.0	0.0	0	0	0	0
N.16	at UNLV*	1	3	4	0.0	0.0	0	0	0	0
N.23	at Utah State*	2	4	6	0.0	0.0	0	0	0	0
N.30	Air Force*									
2024 Totals		19	21	40	4.5	1.5	0	0	0	1
CAREER (11-11 GP-GS)		19	21	40	4.5	1.5	0	0	0	1

* Mountain West game.

2024/Career Highs: Tackles: 6 at Utah State (11/23/24); Tackles for Loss: 1.0 at Wyoming, vs. Hawai'i (10/5/24), vs. Texas A&M-Commerce (8/31/24); Sacks: 0.5 at Boise State (11/1/24), at California (9/14/24), vs. Texas A&M-Commerce (8/31/24); Fumble Recoveries: 1 vs. Texas A&M-Commerce (8/31/24).

#11 - JD Coffey III - S

Date	Opponent	U	A	T	TFL	SK	INT	PBU	FF	FR
A.31	Texas A&M-Comm.	1	1	2	0.0	0.0	1	0	0	0
S.7	Oregon State	3	1	4	0.0	0.0	0	0	0	0
S.14	at California	3	2	5	0.0	0.0	0	0	0	0
S.28	at Central Mich.	8	7	15	0.0	0.0	0	0	0	0
O.5	Hawai'i*	3	1	4	0.0	0.0	0	1	0	0
O.12	at Wyoming*	1	3	4	0.0	0.0	0	0	0	0
O.26	Washington St.	1	2	3	0.0	0.0	0	0	0	0
N.1	at Boise State*	1	1	2	0.0	0.0	0	0	0	0
N.8	New Mexico*	2	1	3	0.0	0.0	0	0	0	0
N.16	at UNLV*	0	4	4	0.0	0.0	0	0	0	0
N.23	at Utah State*	0	0	0	0.0	0.0	0	0	0	0
N.30	Air Force*									
2024 Totals		23	23	46	0.0	0.0	1	1	0	0
2023		10	2	12	0.0	0.0	0	1	0	0
2022^		3	3	6	0.0	0.0	0	0	0	0
2021^		2	3	5	0.0	0.0	0	0	0	0
CAREER (33-3 GP-GS)		38	31	69	0.0	0.0	1	2	0	0

* Mountain West game. ^ - at Texas.

Career Highs: Tackles: 15 at Central Michigan (9/28/24); Interceptions: 1 vs. Texas A&M-Commerce (8/31/24); Pass Breakups: 1 vs. Hawai'i (10/5/24), vs. Nevada (10/21/23); Touchdowns: 1 (pick six) vs. Texas A&M-Commerce (8/31/24).

#97 - Darrion Dalton - DL

Date	Opponent	U	A	T	TFL	SK	INT	PBU	FF	FR
A.31	Texas A&M-Comm.									
S.7	Oregon State	2	1	3	0.0	0.0	0	0	0	0
S.14	at California	0	2	2	0.5	0.0	0	0	0	0
S.28	at Central Mich.	0	1	1	0.0	0.0	0	0	0	0
O.5	Hawai'i*	0	0	0	0.0	0.0	0	0	0	0
O.12	at Wyoming*	0	0	0	0.0	0.0	0	0	0	0
O.26	Washington St.	1	1	2	1.0	0.0	0	0	0	0
N.1	at Boise State*	0	0	0	0.0	0.0	0	0	0	0
N.8	New Mexico*	0	0	0	0.0	0.0	0	0	0	0
N.16	at UNLV*	1	3	4	0.0	0.0	0	0	0	0
N.23	at Utah State*	0	3	3	0.0	0.0	0	0	0	0
N.30	Air Force*									
2024 Totals		4	11	15	1.5	0.0	0	0	0	0
2023		3	6	9	0.0	0.0	0	1	0	0
2022		0	0	0	0.0	0.0	0	0	0	0
CAREER (22-0 GP-GS)		7	17	24	1.5	0.0	0	1	0	0

* Mountain West game.

Career Highs: Tackles: 4 at UNLV (11/16/24); Pass Breakups: 1 vs. Idaho State (9/2/23).

#92 - Malik Gucake - EDGE

Date	Opponent	U	A	T	TFL	SK	INT	PBU	FF	FR
A.31	Texas A&M-Comm.	0	0	0	0.0	0.0	0	0	0	0
S.7	Oregon State									
S.14	at California	0	0	0	0.0	0.0	0	0	0	0
S.28	at Central Mich.	0	0	0	0.0	0.0	0	0	0	0
O.5	Hawai'i*	0	0	0	0.0	0.0	0	0	0	0
O.12	at Wyoming*	0	0	0	0.0	0.0	0	0	0	0
O.26	Washington St.	0	2	2	0.5	0.5	0	0	0	0
N.1	at Boise State*	0	0	0	0.0	0.0	0	0	0	0
N.8	New Mexico*									
N.16	at UNLV*									
N.23	at Utah State*	0	0	0	0.0	0.0	0	0	0	0
N.30	Air Force*									
2024 Totals		0	2	2	0.5	0.5	0	0	0	0
CAREER (8-0 GP-GS)		0	2	2	0.5	0.5	0	0	0	0

* Mountain West game.

2024/Career Highs: Tackles: 2 vs. Washington State (10/26/24); Tackles for Loss: 0.5 vs. Washington State (10/26/24); Sacks: 0.5 vs. Washington State (10/26/24).

#96 - Ryan Henderson - EDGE

Date	Opponent	U	A	T	TFL	SK	INT	PBU	FF	FR
A.31	Texas A&M-Comm.	2	0	2	1.0	1.0	0	0	0	0
S.7	Oregon State	1	0	1	0.0	0.0	0	0	0	0
S.14	at California	1	1	2	0.0	0.0	0	0	0	0
S.28	at Central Mich.	0	1	1	0.0	0.0	0	0	0	0
O.5	Hawai'i*	0	0	0	0.0	0.0	0	0	0	0
O.12	at Wyoming*	1	1	2	1.5	1.5	0	0	0	0
O.26	Washington St.	0	0	0	0.0	0.0	0	0	0	0
N.1	at Boise State*	0	1	1	0.0	0.0	0	0	0	0
N.8	New Mexico*	1	0	1	0.0	0.0	0	0	0	0
N.16	at UNLV*	1	1	2	0.0	0.0	0	0	0	0
N.23	at Utah State*	0	1	1	0.0	0.0	0	0	0	0
N.30	Air Force*									
2024 Totals		7	6	13	2.5	2.5	0	0	0	0
2023		3	5	8	1.0	1.0	0	0	1	1
CAREER (20-1 GP-GS)		10	11	21	3.5	3.5	0	0	1	1

* Mountain West game.

Career Highs: Tackles: 3 at Hawai'i (10/14/23); Tackles for Loss: 1.5 at Wyoming (10/12/24); Sacks: 1.5 at Wyoming (10/12/24); Forced Fumbles: 1 at Hawai'i (10/14/23); Fumble Recoveries: 1 at Hawai'i (10/14/23).

#56 - DJ Herman - LB

Date	Opponent	U	A	T	TFL	SK	INT	PBU	FF	FR
A.31	Texas A&M-Comm.	0	1	1	0.0	0.0	0	0	0	0
S.7	Oregon State	0	1	1	0.0	0.0	0	0	0	0
S.14	at California	1	0	1	0.0	0.0	0	0	0	0
S.28	at Central Mich.	2	0	2	0.0	0.0	0	0	0	0
O.5	Hawai'i*	3	1	4	1.0	0.0	0	1	0	0
O.12	at Wyoming*	1	1	2	0.0	0.0	0	0	0	0
O.26	Washington St.	2	3	5	0.0	0.0	0	0	0	0
N.1	at Boise State*	1	1	2	0.0	0.0	0	0	0	0
N.8	New Mexico*	2	3	5	0.0	0.0	0	0	0	0
N.16	at UNLV*	1	4	5	0.0	0.0	0	0	0	0
N.23	at Utah State*	0	0	0	0.0	0.0	0	0	0	0
N.30	Air Force*									
2024 Totals		13	15	28	1.0	0.0	0	1	0	0
2023		0	1	1	0.0	0.0	0	0	0	0
2022		2	1	3	0.0	0.0	0	0	0	0
CAREER (35-2 GP-GS)		15	17	32	1.0	0.0	0	1	0	0

* Mountain West game.

2024/Career Highs: Tackles: 5 at UNLV (11/16/24), vs. New Mexico (11/8/24), vs. Washington State (10/26/24); Tackles for Loss: 1.0 vs. Hawai'i (10/5/24); Pass Breakups: 1 vs. Hawai'i (10/5/24).

2024 GAME-BY-GAME DEFENSIVE STATISTICS

#24 - Josh Hunter - S

Date	Opponent	U	A	T	TFL	SK	INT	PBU	FF	FR
A.31	Texas A&M-Comm.	5	0	5	0.0	0.0	0	1	0	0
S.7	Oregon State	1	0	1	1.0	0.0	0	0	0	0
S.14	at California	1	1	2	0.0	0.0	0	0	0	0
S.28	at Central Mich.	0	1	1	0.0	0.0	0	0	0	0
O.5	Hawai'i*	2	1	3	0.0	0.0	0	0	0	0
O.12	at Wyoming*	3	0	3	0.0	0.0	0	1	0	0
O.26	Washington St.	1	1	2	1.5	0.5	0	0	0	0
N.1	at Boise State*	2	2	4	0.5	0.0	0	0	0	0
N.8	New Mexico*	4	0	4	0.0	0.0	0	0	0	0
N.16	at UNLV*	0	3	3	0.0	0.0	0	0	0	0
N.23	at Utah State*	1	0	1	0.0	0.0	0	0	0	0
N.30	Air Force*									
2024 Totals		20	9	29	3.0	0.5	0	2	0	0
2023		26	12	38	1.0	0.0	0	2	0	0
2022		1	0	1	0.0	0.0	0	0	0	0
CAREER (24-5 GP-GS)		47	21	68	4.0	0.5	0	4	0	0

* - Mountain West game.

Career Highs: Tackles: 15 at Colorado State (11/11/23); Tackles for Loss: 1.5 vs. Washington State (10/26/24); Sacks: 0.5 vs. Washington State (10/26/24); Pass Breakups: 1 at Wyoming (10/12/24), at Colorado State (11/11/23), vs. Utah State (11/4/23).

#1 - Chris Johnson - CB

Date	Opponent	U	A	T	TFL	SK	INT	PBU	FF	FR
A.31	Texas A&M-Comm.	1	0	1	0.0	0.0	0	0	1	0
S.7	Oregon State	7	2	9	0.0	0.0	0	1	1	0
S.14	at California	2	2	4	0.0	0.0	0	1	0	0
S.28	at Central Mich.	3	3	6	0.0	0.0	0	1	1	0
O.5	Hawai'i*	2	0	2	0.0	0.0	0	0	0	0
O.12	at Wyoming*	5	0	5	0.0	0.0	1	1	0	0
O.26	Washington St.	6	2	8	0.0	0.0	0	1	0	0
N.1	at Boise State*	5	0	5	0.0	0.0	0	0	0	0
N.8	New Mexico*	5	1	6	0.0	0.0	0	0	0	0
N.16	at UNLV*	6	2	8	0.0	0.0	0	0	0	0
N.23	at Utah State*	6	3	9	0.0	0.0	0	0	0	0
N.30	Air Force*									
2024 Totals		48	15	63	0.0	0.0	1	5	3	0
2023		15	15	30	0.0	0.0	1	2	1	0
2022		5	1	6	0.0	0.0	0	0	0	0
CAREER (35-11 GP-GS)		68	31	99	0.0	0.0	2	7	4	0

* - Mountain West game.

Career Highs: Tackles: 9 at Utah State (11/23/24), vs. Oregon State (9/7/24); Interceptions: 1 at Wyoming (10/12/24), at San Jose State (11/18/23); Pass Breakups: 1, seven times; Forced Fumbles: 1, four times.

#33 - Ezekiel Larry - EDGE

Date	Opponent	U	A	T	TFL	SK	INT	PBU	FF	FR
A.31	Texas A&M-Comm.	1	0	1	0.0	0.0	0	0	0	0
S.7	Oregon State	0	0	0	0.0	0.0	0	0	0	0
S.14	at California	0	0	0	0.0	0.0	0	0	0	0
S.28	at Central Mich.	-did not play-								
O.5	Hawai'i*	0	1	1	0.0	0.0	0	0	0	0
O.12	at Wyoming*	0	0	0	0.0	0.0	0	0	0	0
O.26	Washington St.	-did not play-								
N.1	at Boise State*	0	0	0	0.0	0.0	0	0	0	0
N.8	New Mexico*	-did not play-								
N.16	at UNLV*	-did not play-								
N.23	at Utah State*	-did not play-								
N.30	Air Force*									
2024 Totals		1	1	2	0.0	0.0	0	0	0	0
2023^		10	3	13	7.0	6.0	0	1	0	0
CAREER (16-3 GP-GS)		11	4	15	7.0	6.0	0	1	0	0

* - Mountain West game. ^ - at Yale.

Career Highs: Tackles: 3 vs. Harvard (11/18/23), at Princeton (11/11/23); Tackles for Loss: 3.0 vs. Harvard (11/18/23); Sacks: 3.0 vs. Harvard (11/18/23); Pass Breakups: 1 vs. Morgan State (9/30/23).

#21 - Tano Letuli - LB

Date	Opponent	U	A	T	TFL	SK	INT	PBU	FF	FR
A.31	Texas A&M-Comm.	5	3	8	0.5	0.0	0	0	0	1
O.7	Oregon State	5	2	7	0.0	0.0	0	0	0	0
S.14	at California	2	2	4	1.0	1.0	1	0	0	0
S.28	at Central Mich.	3	2	5	0.0	0.0	0	0	0	0
O.5	Hawai'i*	-did not play; injury-								
O.12	at Wyoming*	-did not play; injury-								
O.26	Washington St.	4	6	10	0.5	0.0	0	0	0	0
N.1	at Boise State*	7	3	10	0.5	0.5	0	0	0	0
N.8	New Mexico*	2	1	3	0.0	0.0	0	0	0	0
N.16	at UNLV*	1	6	7	0.0	0.0	0	0	0	0
N.23	at Utah State*	3	5	8	0.0	0.0	0	0	0	0
N.30	Air Force*									
2024 Totals		32	30	62	2.5	1.5	1	0	0	1
2023^		7	5	12	0.0	0.0	0	0	0	0
CAREER (20-9 GP-GS)		39	35	74	2.5	1.5	1	0	0	1

* - Mountain West game. ^ - at Army.

2024/Career Highs: Tackles: 10 at Boise State (11/1/24), vs. Washington State (10/26/24); Tackles for Loss: 1.0 at California (9/14/24); Sacks: 1.0 at California (9/14/24); Interceptions: 1 at California (9/14/24); Fumble Recoveries: 1 vs. Texas A&M-Commerce (8/31/24); Touchdowns: 1 (0-yd fumble recovery) vs. Texas A&M-Commerce (8/31/24).

#32 - Marlem Louis - EDGE

Date	Opponent	U	A	T	TFL	SK	INT	PBU	FF	FR
A.31	Texas A&M-Comm.	1	0	1	1.0	1.0	0	0	0	0
S.7	Oregon State	2	0	2	0.0	0.0	0	0	0	0
S.14	at California	0	2	2	0.5	0.5	0	0	0	0
S.28	at Central Mich.	0	1	1	0.0	0.0	0	0	0	0
O.5	Hawai'i*	3	0	3	2.0	2.0	0	0	0	0
O.12	at Wyoming*	1	0	1	0.0	0.0	0	0	0	0
O.26	Washington St.	0	0	0	0.0	0.0	0	0	0	0
N.1	at Boise State*	0	0	0	0.0	0.0	0	0	0	0
N.8	New Mexico*	0	0	0	0.0	0.0	0	0	0	0
N.16	at UNLV*	0	0	0	0.0	0.0	0	0	0	0
N.23	at Utah State*	-did not travel-								
N.30	Air Force*									
2024 Totals		7	3	10	3.5	3.5	0	0	0	0
2023^		26	18	44	12.0	7.5	0	2	4	1
2022^		26	9	35	14.0	8.5	0	1	4	1
2021^		9	17	26	4.0	0.0	0	0	1	2
2020^		1	4	5	0.0	0.0	0	0	0	0
2019^		0	0	0	0.0	0.0	0	0	0	0
CAREER (53-30 GP-GS)		69	51	120	32.0	19.5	0	3	7	3

* - Mountain West game. ^ - at Richmond.

Career Highs: Tackles: 6 at Stony Brook (9/23/23), at Delaware (11/26/22), vs. Elon (10/2/21); Tackles for Loss: 3.0 vs. NC Central (11/25/23), vs. Stony Brook (9/24/22), at Delaware (11/2/22); Sacks: 3.0 vs. NC Central (11/25/23); Pass Breakups: 2 vs. Elon (11/11/23); Forced Fumbles: 2 vs. Campbell (10/23/23).

#17 - Deshawn McCuin - S

Date	Opponent	U	A	T	TFL	SK	INT	PBU	FF	FR
A.31	Texas A&M-Comm.	3	0	3	0.0	0.0	0	1	0	0
S.7	Oregon State	3	2	5	0.0	0.0	0	0	0	0
S.14	at California	2	0	2	0.0	0.0	0	0	0	0
S.28	at Central Mich.	1	2	3	1.0	0.0	0	2	0	0
O.5	Hawai'i*	0	0	0	0.0	0.0	0	1	0	0
O.12	at Wyoming*	-did not play; injury-								
O.26	Washington St.	4	0	4	1.0	1.0	0	1	0	0
N.1	at Boise State*	0	0	0	0.0	0.0	0	0	0	0
N.8	New Mexico*	2	0	2	0.0	0.0	0	0	0	0
N.16	at UNLV*	2	2	4	0.0	0.0	0	0	0	0
N.23	at Utah State*	1	3	4	0.0	0.0	0	0	0	0
N.30	Air Force*									
2024 Totals		18	9	27	2.0	1.0	0	5	0	0
2023		9	4	13	1.5	0.5	1	2	0	0
2022^		8	2	10	0.0	0.0	0	1	0	0
2021^		0	1	1	0.0	0.0	1	0	0	0
2020^		5	1	6	0.0	0.0	0	0	0	0
2019^		1	0	1	0.0	0.0	0	0	0	0
CAREER (43-10 GP-GS)		41	17	58	3.5	1.5	2	8	0	0

* - Mountain West game. ^ - at TCU.

Career Highs: Tackles: 5 vs. Oregon State (9/7/24); Tackles for Loss: 1.0 vs. Washington State (10/26/24), at Central Michigan (9/28/24), 1.0 at Hawai'i (10/14/23); Sacks: 1.0 vs. Washington State (10/26/24); Interceptions: 1 at Hawai'i (10/14/23), vs. SMU (9/25/21); Pass Breakups: 2 at Central Michigan (9/28/24), vs. Fresno State (11/25/23); Touchdowns: 1 (70-yd pick six) at Hawai'i (10/14/23).

2024 GAME-BY-GAME DEFENSIVE STATISTICS

#91 - Keion Mitchell - DL

Date	Opponent	U	A	T	TFL	SK	INT	PBU	FF	FR
A.31	Texas A&M-Comm.	0	0	0	0.0	0.0	0	0	0	0
S.7	Oregon State	0	0	0	0.0	0.0	0	0	0	0
S.14	at California	-	-	-	-	-	-	-	-	-
S.28	at Central Mich.	0	0	0	0.0	0.0	0	0	0	0
O.5	Hawai'i*	-	-	-	-	-	-	-	-	-
O.12	at Wyoming*	-	-	-	-	-	-	-	-	-
O.26	Washington St.	-	-	-	-	-	-	-	-	-
N.1	at Boise State*	0	0	0	0.0	0.0	0	0	0	0
N.8	New Mexico*	-	-	-	-	-	-	-	-	-
N.16	at UNLV*	0	0	0	0.0	0.0	0	0	0	0
N.23	at Utah State*	-	-	-	-	-	-	-	-	-
N.30	Air Force*	-	-	-	-	-	-	-	-	-
2024 Totals		0	0	0	0.0	0.0	0	0	0	0
2023		5	4	9	1.0	1.0	0	0	0	0
2022		0	0	0	0.0	0.0	0	0	0	0
CAREER (17-0 GP-GS)		5	4	9	1.0	1.0	0	0	0	0

* Mountain West game.

Career Highs: Tackles: 2 vs. Fresno State (11/25/23); vs. Ohio (8/26/23); Tackles for Loss: 1.0 vs. Fresno State (11/25/23); Sacks: 1.0 vs. Fresno State (11/25/23); Fumble Recoveries: 1 at Hawai'i (10/14/23).

#58 - Cody Moon - LB

Date	Opponent	U	A	T	TFL	SK	INT	PBU	FF	FR
A.31	Texas A&M-Comm.	0	2	2	0.0	0.0	0	0	0	0
S.7	Oregon State	1	1	2	0.0	0.0	0	0	0	0
S.14	at California	1	1	2	0.0	0.0	0	0	0	0
S.28	at Central Mich.	0	0	0	0.0	0.0	0	0	0	0
O.5	Hawai'i*	2	1	3	0.0	0.0	0	0	0	0
O.12	at Wyoming*	1	6	7	0.0	0.0	0	0	0	0
O.26	Washington St.	0	0	0	0.0	0.0	0	0	0	0
N.1	at Boise State*	3	0	3	1.0	0.0	0	0	0	0
N.8	New Mexico*	2	1	3	0.0	0.0	0	0	0	0
N.16	at UNLV*	0	1	1	0.0	0.0	0	0	0	0
N.23	at Utah State*	2	3	5	0.5	0.0	0	0	0	0
N.30	Air Force*	-	-	-	-	-	-	-	-	-
2024 Totals		12	16	28	1.5	0.0	0	0	0	0
2023		29	37	66	1.0	0.0	0	2	0	0
2022^		42	63	105	9.5	4.5	0	4	1	1
2021^		27	17	44	1.5	0.5	1	1	0	1
CAREER (47-15 GP-GS)		110	133	243	13.5	5.0	1	7	1	2

* Mountain West game. ^ - at New Mexico.

Career Highs: Tackles: 14 vs. Utah State (11/4/23); at Air Force (11/12/22); Tackles for Loss: 2.0, four times; Sacks: 2.0 vs. UTEP (9/17/22); Pass Breakups: 2 vs. New Mexico State (9/11/22); Forced Fumbles: 1 at Colorado State (11/25/22).

#44 - Kyle Moretti - LB

Date	Opponent	U	A	T	TFL	SK	INT	PBU	FF	FR
A.31	Texas A&M-Comm.	2	0	2	0.0	0.0	0	0	0	0
S.7	Oregon State	2	1	3	0.0	0.0	0	0	0	0
S.14	at California	1	4	6	0.0	0.0	0	0	0	0
S.28	at Central Mich.	0	3	3	0.0	0.0	0	0	0	0
O.5	Hawai'i*	0	2	2	0.0	0.0	0	0	0	0
O.12	at Wyoming*	4	4	8	1.0	1.0	0	0	0	0
O.26	Washington St.	1	0	1	0.0	0.0	0	0	0	0
N.1	at Boise State*	5	2	7	0.0	0.0	0	0	0	0
N.8	New Mexico*	0	0	0	0.0	0.0	0	0	0	0
N.16	at UNLV*	4	4	8	0.5	0.0	0	0	0	0
N.23	at Utah State*	2	7	9	1.0	0.0	0	0	0	0
N.30	Air Force*	-	-	-	-	-	-	-	-	-
2024 Totals		21	27	48	2.5	1.0	0	0	0	0
2023^		32	33	65	5.0	2.0	0	4	0	0
2022^		60	35	95	7.5	3.0	0	2	0	1
2021^		24	23	47	4.0	1.0	0	1	1	0
CAREER (45-25 GP-GS)		137	117	254	19.0	7.0	0	7	1	1

* Mountain West game. ^ - at Central Michigan.

Career Highs: Tackles: 14 vs. Michigan State (9/1/23); Tackles for Loss: 2.5 vs. Eastern Michigan (9/30/23); vs. Washington State (12/31/21); Sacks: 2.0 Eastern Michigan (9/30/23); Pass Breakups: 1, six times; Forced Fumbles: 1 vs. Robert Morris (9/11/21); Fumble Recoveries: 1 at Northern Illinois (11/2/22).

#93 - Brady Nassar - EDGE

Date	Opponent	U	A	T	TFL	SK	INT	PBU	FF	FR
A.31	Texas A&M-Comm.	1	0	1	0.0	0.0	0	0	0	0
S.7	Oregon State	0	0	0	0.0	0.0	0	0	0	0
S.14	at California	0	0	0	0.0	0.0	0	0	0	0
S.28	at Central Mich.	1	1	2	0.0	0.0	0	0	0	0
O.5	Hawai'i*	0	1	1	0.0	0.0	0	0	0	0
O.12	at Wyoming*	1	3	4	0.0	0.0	0	0	0	0
O.26	Washington St.	1	0	1	0.0	0.0	0	0	0	0
N.1	at Boise State*	1	0	1	0.0	0.0	0	0	0	0
N.8	New Mexico*	4	0	4	1.0	0.0	0	0	0	0
N.16	at UNLV*	3	2	5	3.0	1.0	0	0	0	0
N.23	at Utah State*	1	4	5	0.5	0.0	1	0	0	0
N.30	Air Force*	-	-	-	-	-	-	-	-	-
2024 Totals		13	11	24	4.5	1.0	1	0	0	0
2023		4	2	6	0.0	0.0	0	0	0	0
CAREER (21-7 GP-GS)		17	13	30	4.5	1.0	1	0	0	0

* Mountain West game.

2024/Career Highs: Tackles: 5 at Utah State (11/23/24); at UNLV (11/16/24); Tackles for Loss: 3.0 at UNLV (11/16/24); Sacks: 1.0 at UNLV (11/16/24); Interceptions: 1 at Utah State (11/23/24).

#7 - William Nimmo Jr. - S

Date	Opponent	U	A	T	TFL	SK	INT	PBU	FF	FR
A.31	Texas A&M-Comm.	2	0	2	0.0	0.0	0	0	0	0
S.7	Oregon State	0	2	2	0.0	0.0	0	0	0	0
S.14	at California	3	0	3	0.0	0.0	0	0	0	0
S.28	at Central Mich.	5	1	6	0.0	0.0	0	0	0	0
O.5	Hawai'i*	2	2	4	0.0	0.0	0	0	0	0
O.12	at Wyoming*	0	1	1	0.0	0.0	0	0	0	0
O.26	Washington St.	1	0	1	0.0	0.0	0	0	0	0
N.1	at Boise State*	2	1	3	0.0	0.0	0	0	0	0
N.8	New Mexico*	0	0	0	0.0	0.0	0	0	0	0
N.16	at UNLV*	1	0	1	0.0	0.0	0	0	0	0
N.23	at Utah State*	1	1	2	0.0	0.0	0	0	0	0
N.30	Air Force*	-	-	-	-	-	-	-	-	-
2024 Totals		17	8	25	0.0	0.0	0	0	0	0
2023^		11	10	21	2.0	0.0	0	0	0	0
2022^		7	3	10	0.0	0.0	0	1	0	0
2021^		1	0	1	0.0	0.0	0	0	0	0
2020^		3	2	5	0.0	0.0	0	0	0	0
CAREER (45-2 GP-GS)		39	23	62	2.0	0.0	0	1	0	0

* Mountain West game. ^ - at UCLA.

Career Highs: Tackles: 6 at Central Michigan (9/28/24); Tackles for Loss: 1.0 at USC (11/18/23); vs. Colorado (10/28/23); Pass Breakups: 1 vs. Bowling Green (9/3/22).

#30 - Dominic Oliver - EDGE

Date	Opponent	U	A	T	TFL	SK	INT	PBU	FF	FR
A.31	Texas A&M-Comm.	0	2	2	0.0	0.0	0	0	0	0
S.7	Oregon State	1	0	1	0.0	0.0	0	0	0	0
S.14	at California	0	1	1	0.0	0.0	0	0	0	0
S.28	at Central Mich.	2	0	2	2.0	0.0	0	0	0	0
O.5	Hawai'i*	0	1	1	0.0	0.0	0	0	0	0
O.12	at Wyoming*	0	1	1	0.5	0.5	0	0	0	0
O.26	Washington St.	0	0	0	0.0	0.0	0	0	0	0
N.1	at Boise State*	2	1	3	0.0	0.0	0	0	0	0
N.8	New Mexico*	-	-	-	-	-	-	-	-	-
N.16	at UNLV*	3	1	4	0.0	0.0	0	0	0	0
N.23	at Utah State*	0	0	0	0.0	0.0	0	0	0	0
N.30	Air Force*	-	-	-	-	-	-	-	-	-
2024 Totals		8	7	15	2.5	0.5	0	0	0	0
2023		1	1	2	1.0	1.0	0	0	0	0
2022		1	0	1	0.0	0.0	0	0	0	0
CAREER (32-1 GP-GS)		10	8	18	3.5	1.5	0	0	0	0

* Mountain West game. ^ - at Richmond.

Career Highs: Tackles: 4 at UNLV (11/16/24); Tackles for Loss: 2.0 at Central Michigan (9/28/24); Sacks: 1.0 vs. Nevada (10/21/23).

2024 GAME-BY-GAME DEFENSIVE STATISTICS

#0 - Bryce Phillips - CB

Date	Opponent	U	A	T	TFL	SK	INT	PBU	FF	FR
A.31	Texas A&M-Comm.	2	0	2	1.0	0.0	0	0	0	0
S.7	Oregon State	3	1	4	1.0	0.0	0	0	0	0
S.14	at California	1	2	3	0.0	0.0	0	0	0	0
S.28	at Central Mich.	4	0	4	0.0	0.0	1	0	0	0
O.5	Hawai'i*	1	0	1	1.0	0.0	0	0	0	0
O.12	at Wyoming*	0	2	2	0.0	0.0	0	0	0	0
O.26	Washington St.	4	1	5	1.0	0.0	0	1	0	0
N.1	at Boise State*	5	1	6	0.0	0.0	0	0	0	0
N.8	New Mexico*	4	1	5	0.0	0.0	0	0	0	0
N.16	at UNLV*	6	0	6	0.0	0.0	0	0	0	0
N.23	at Utah State*	1	0	1	0.0	0.0	0	0	0	0
N.30	Air Force*									
2024 Totals		31	8	39	4.0	0.0	1	1	0	0
2023^		20	13	33	5.0	0.0	1	9	0	0
2022^		27	8	35	1.0	0.0	0	10	0	0
CAREER (33-33 GP-GS)		78	29	107	10.0	0.0	2	20	0	0

* - Mountain West game. ^ - at Tennessee State.

Career Highs: Tackles: 8 at UT Martin (9/30/23); Tackles for Loss: 1.5 at UT Martin (9/30/23); Interceptions: 1 at Central Michigan (9/28/24), vs. Norfolk State (10/14/23); Pass Breakups: 2, four times.

#9 - Dalesean Staley - S

Date	Opponent	U	A	T	TFL	SK	INT	PBU	FF	FR
A.31	Texas A&M-Comm.	2	1	3	0.0	0.0	0	0	0	0
S.7	Oregon State	3	2	5	0.0	0.0	0	0	0	0
S.14	at California	3	1	4	0.0	0.0	0	0	0	0
S.28	at Central Mich.	<i>-did not travel-</i>								
O.5	Hawai'i*	7	1	8	0.0	0.0	0	0	0	0
O.12	at Wyoming*	4	2	6	0.0	0.0	0	0	0	0
O.26	Washington St.	1	3	4	0.0	0.0	0	0	0	0
N.1	at Boise State*	4	0	4	0.0	0.0	0	0	0	0
N.8	New Mexico*	2	3	5	0.0	0.0	0	0	0	0
N.16	at UNLV*	1	5	6	0.0	0.0	0	0	0	1
N.23	at Utah State*	7	4	11	0.0	0.0	0	0	0	0
N.30	Air Force*									
2024 Totals		34	22	56	0.0	0.0	0	0	0	1
2023^		32	37	70	3.0	0.0	3	8	0	0
2022^		3	0	3	0.0	0.0	0	0	0	0
CAREER (24-19 GP-GS)		69	59	128	3.0	0.0	3	8	0	1

* - Mountain West game. ^ - at Northern Iowa.

Career Highs: Tackles: 11 at Utah State (11/23/24); Tackles for Loss: 1.5 vs. North Dakota State (11/18/23); Interceptions: 1 at Missouri State (11/11/23), at Indiana State (10/7/23), vs. Weber State (9/9/23); Pass Breakups: 1, four times; Fumble Recoveries: 1 at UNLV (11/16/24).

#94 - Teivis Tuioti - DL

Date	Opponent	U	A	T	TFL	SK	INT	PBU	FF	FR
A.31	Texas A&M-Comm.	1	1	2	1.0	1.0	0	0	0	0
S.7	Oregon State	0	1	1	0.0	0.0	0	0	0	0
S.14	at California	1	0	1	0.0	0.0	0	0	0	0
S.28	at Central Mich.	0	1	1	0.0	0.0	0	0	0	0
O.5	Hawai'i*	0	0	0	0.0	0.0	0	0	0	0
O.12	at Wyoming*	0	2	2	0.0	0.0	0	0	0	0
O.26	Washington St.	0	0	0	0.0	0.0	0	0	0	0
N.1	at Boise State*	0	0	0	0.0	0.0	0	0	0	0
N.8	New Mexico*	0	0	0	0.0	0.0	0	0	0	0
N.16	at UNLV*	0	1	1	0.0	0.0	0	0	0	0
N.23	at Utah State*	0	3	3	0.5	0.0	0	0	0	0
N.30	Air Force*									
2024 Totals		2	9	11	1.5	1.0	0	0	0	0
2023%		<i>played offensive line</i>								
2022%		6	9	15	0.0	0.0	0	0	0	0
2021^		0	2	2	0.0	0.0	0	0	0	0
2020^		0	0	0	0.0	0.0	0	0	0	0
CAREER (35-5 GP-GS)		8	20	28	1.5	1.0	0	0	0	0

* - Mountain West game. % - at Colorado State. ^ - at Nevada.

Career Highs: Tackles: 4 at Air Force (11/19/22), vs. Utah State (10/15/22); Tackles for Loss: 1.0 vs. Texas A&M-Commerce (8/31/24); Sacks: 1.0 vs. Texas A&M-Commerce (8/31/24).

#47 - Trey White - EDGE

Date	Opponent	U	A	T	TFL	SK	INT	PBU	FF	FR
A.31	Texas A&M-Comm.	3	2	5	1.5	0.5	0	0	1	0
S.7	Oregon State	4	0	4	0.0	0.0	0	0	0	0
S.14	at California	5	1	6	2.5	2.5	0	1	0	0
S.28	at Central Mich.	5	3	8	4.0	3.0	0	0	0	0
O.5	Hawai'i*	4	1	5	4.0	3.0	0	1	0	0
O.12	at Wyoming*	3	1	4	3.0	2.0	0	0	0	0
O.26	Washington St.	2	1	3	0.5	0.5	0	0	0	0
N.1	at Boise State*	2	0	2	1.0	0.0	0	0	0	0
N.8	New Mexico*	1	3	4	0.0	0.0	0	0	0	0
N.16	at UNLV*	2	1	3	0.0	0.0	0	0	0	0
N.23	at Utah State*	3	4	7	2.0	1.0	0	0	0	0
N.30	Air Force*									
2024 Totals		34	17	51	18.5	12.5	0	2	1	0
2023		9	6	15	2.0	0.0	1	1	0	1
2022		1	0	1	0.0	0.0	0	0	0	0
CAREER (26-12 GP-GS)		44	23	67	20.5	12.5	1	3	1	1

* - Mountain West game.

2024/Career Highs: Tackles: 8 at Central Michigan (9/28/24); Tackles for Loss: 4.0 vs. Hawai'i (10/5/24), at Central Michigan (9/28/24); Sacks: 3.0 vs. Hawai'i (10/5/24), at Central Michigan (9/28/24); Pass Breakups: 1 vs. Hawai'i (10/5/24), at California (9/14/24), at Oregon State (9/16/23); Forced Fumbles: 1 vs. Texas A&M-Commerce (8/31/24); Fumble Recoveries: 1 vs. UCLA (9/9/23).

#16 - Jelani Whitmore - CB

Date	Opponent	U	A	T	TFL	SK	INT	PBU	FF	FR
A.31	Texas A&M-Comm.	0	0	0	0.0	0.0	0	0	0	0
O.7	Oregon State	0	0	0	0.0	0.0	0	0	0	0
S.14	at California	1	0	1	0.0	0.0	0	1	0	0
S.28	at Central Mich.	0	1	1	0.0	0.0	0	1	0	0
O.5	Hawai'i*	2	0	2	0.0	0.0	1	0	0	0
O.12	at Wyoming*	0	0	0	0.0	0.0	0	1	0	0
O.26	Washington St.	0	1	1	0.0	0.0	0	0	0	1
N.1	at Boise State*	1	0	1	0.0	0.0	0	0	0	0
N.8	New Mexico*	0	0	0	0.0	0.0	0	0	0	0
N.16	at UNLV*	2	0	2	0.0	0.0	0	0	0	0
N.23	at Utah State*	2	0	2	0.0	0.0	0	0	0	0
N.30	Air Force*									
2024 Totals		8	2	10	0.0	0.0	1	3	0	1
2023		0	0	0	0.0	0.0	0	0	0	0
2022		0	0	0	0.0	0.0	0	0	0	0
CAREER (23-0 GP-GS)		8	2	10	0.0	0.0	1	3	0	1

* - Mountain West game.

2024/Career Highs: Tackles: 2 at Utah State (11/23/24), at UNLV (11/16/24), vs. Hawai'i (10/5/24); Interceptions: 1 vs. Hawai'i (10/5/24); Pass Breakups: 1 at Wyoming (10/12/24), at Central Michigan (9/28/24), at California (9/14/24); Fumble Recoveries: 1 vs. Washington State (10/26/24).

2024 SAN DIEGO STATE PARTICIPATION

PARTICIPATION CHART

No.	Name	TAMC	OSU	CAL	CMU	UH	WYO	WSU	BSU	UNM	UNLV	USU	AFA
99	ALUALU, Tupu	X	X	X	X	X	GS (DL)	GS (DL)	GS (DL)	X	GS (DL)	GS (DL)	
42	ANDERSON, Brady	X	X	X	X	-	X	X	X	X	X	X	
2	ARMSTEAD, Jaylon	X	X	X	-	-	-	-	-	-	-	-	
31	BADIE, Jared •	X	X	-	-	-	-	-	-	-	-	-	
90	BAN, Arthur •	-	-	-	-	-	-	-	-	-	-	X	
77	BARRON, Briley •	-	-	-	-	-	-	X	X	X	X	X	
15	BEASLEY, Tayvion •	X	X	X	X	X	X	X	X	X	X	X	
90	BENJAMIN, Sam §	GS (DL)	GS (DL)	GS (DL)	GS (DL)	X	X	X	X	X	-	X	
11	BENNETT, Nate § •	GS (WR)	GS (WR)	GS (WR)	GS (WR)	GS (WR)	GS (WR)	GS (WR)	GS (WR)	GS (WR)	GS (WR)	GS (WR)	
41	BERMAN, Jackson •	X	-	-	X	-	-	-	-	-	-	X	
78	BORJON, Joseph §	GS (LT)	-	-	-	-	-	-	-	-	-	-	
4	BROWN IV, Louis §	GS (WR)	GS (WR)	GS (WR)	GS (WR)	GS (WR)	GS (WR)	-	X	X	-	X	
55	BRYANT, Brayden § •	GS (C)	GS (C)	GS (C)	GS (C)	GS (C)	GS (C)	GS (C)	GS (C)	GS (C)	GS (C)	GS (C)	
6	BUTLER, Eric §	GS (FS)	GS (FS)	X	GS (FS)	GS (FS)	GS (FS)	GS (FS)	GS (FS)	GS (FS)	GS (FS)	GS (FS)	
5	CHAMBLISS, Owen § •	GS (WILL)	GS (WILL)	GS (WILL)	GS (WILL)	GS (WILL)	-	GS (WILL)	-	-	GS (WILL)	-	
64	CHAVEZ, Tyson	X	-	-	-	-	-	-	-	-	-	-	
40	CLAY, Krishna § •	GS (DL)	GS (DL)	GS (DL)	GS (DL)	GS (DL)	GS (DL)	GS (DL)	GS (DL)	GS (DL)	GS (DL)	GS (DL)	
11	COFFEY III, JD	X	X	X	GS (R)	GS (R)	X	X	X	X	X	X	
15	COOPER, Marquez § •	GS (RB)	GS (RB)	GS (RB)	GS (RB)	GS (RB)	GS (RB)	GS (RB)	GS (RB)	GS (RB)	GS (RB)	GS (RB)	
45	CORNELIUS, Kodi •	-	-	X	X	-	-	-	-	-	-	-	
97	DALTON, Darrion	-	X	X	X	X	X	X	X	X	X	X	
29	DAVIS, Cam	-	-	-	X	-	X	X	X	X	X	X	
75	DIRKSEN, Ryan	-	-	X	X	X	X	X	X	X	X	X	
29	ESCANO, Arnold	X	X	X	X	X	X	X	X	X	X	X	
57	FUJIMANO, Saipale •	X	-	-	-	-	-	X	X	-	X	X	
88	GARRETSON, Gabe •	X	X	X	-	-	-	-	-	-	-	-	
22	GARRISON, Max	X	X	X	X	X	X	X	X	X	X	X	
92	GUCAKE, Malik •	X	-	X	X	X	X	X	X	-	-	X	
35	HAMLETT, Xavier •	X	X	X	X	X	X	X	X	X	-	X	
87	HARRISON, Michael •	X	X	X	X	X	X	GS (TE)	GS (TE)	X	X	GS (TE)	
96	HENDERSON, Ryan §	X	X	X	X	GS (DL)	X	X	X	X	X	X	
56	HERMAN, DJ §	X	X	X	X	X	X	X	GS (WILL)	GS (WILL)	X	X	
24	HUNTER, Josh	X	X	X	X	X	X	X	X	X	X	X	
1	JOHNSON, Chris §	GS (CB)	GS (CB)	GS (CB)	GS (CB)	GS (CB)	GS (CB)	GS (CB)	GS (CB)	GS (CB)	GS (CB)	GS (CB)	
70	JONES, Christian	GS (LG)	GS (LT)	GS (LT)	GS (LT)	GS (LT)	GS (LT)	GS (LT)	GS (LT)	GS (LT)	GS (LT)	GS (LT)	
33	LARRY, Ezekiel	X	X	X	X	X	X	-	X	-	-	-	
21	LETULI, Tano § •	GS (SAM)	GS (SAM)	GS (SAM)	GS (SAM)	-	-	GS (SAM)	GS (SAM)	GS (SAM)	GS (SAM)	GS (WILL)	
20	LOPEZ, Nick •	X	-	X	X	-	-	-	-	-	-	-	
32	LOUIS, Marlem •	X	X	GS (DL)	GS (DL)	X	X	GS (DL)	X	X	X	-	
12	MAGEE, Jatavious	X	X	X	X	X	X	X	X	X	X	X	
85	McClure, Jerry •	-	-	-	X	X	-	X	-	-	-	-	
17	McCUIN, Deshaawn	X	X	GS (STUD)	GS (STUD)	GS (STUD)	-	GS (STUD)	X	GS (STUD)	GS (STUD)	GS (STUD)	
27	McLAUGHLIN, Jelani	X	X	X	X	X	X	X	X	X	X	X	
65	McMAHAN, Tyler § •	X	-	X	GS (RG)	GS (RG)	GS (RG)	GS (RG)	GS (RG)	GS (RG)	GS (RG)	GS (RG)	
91	MITCHELL, Keion	X	X	-	X	-	-	-	X	-	X	-	
58	MOON, Cody	X	X	X	X	X	GS (WILL)	X	X	X	X	X	
44	MORETTI, Kyle § •	X	X	X	X	GS (SAM)	GS (SAM)	X	X	X	X	GS (SAM)	
53	MURAO, Myles	X	GS (LG)	GS (LG)	-	-	-	-	-	-	-	-	
19	NAPIER, Jordan §	X	X	X	X	X	X	X	X	GS (WR)	X	X	
93	NASSAR, Brady §	GS (DL)	GS (DL)	X	X	X	GS (DL)	X	GS (DL)	GS (DL)	GS (DL)	GS (DL)	
7	NIMMO Jr., William •	X	X	GS (FS)	X	X	X	X	X	X	X	X	
5	O'NEIL, Danny § •	GS (QB)	GS (QB)	-	GS (QB)	GS (QB)	GS (QB)	GS (QB)	GS (QB)	GS (QB)	GS (QB)	GS (QB)	
30	OLIVER, Dominic §	X	X	X	X	GS (DL)	X	X	X	-	X	X	
13	PASTULA, Tyler •	X	X	X	X	X	X	X	X	X	X	X	
0	PHILLIPS, Bryce § •	GS (CB)	GS (CB)	GS (CB)	GS (CB)	GS (CB)	GS (CB)	GS (CB)	GS (CB)	GS (CB)	GS (CB)	GS (CB)	
46	PLASCENCIA, Gabriel	X	X	-	X	X	X	X	X	X	X	X	
3	POKE, Ja'Shaun § •	GS (WR)	GS (WR)	GS (WR)	GS (WR)	GS (WR)	GS (WR)	GS (WR)	GS (WR)	X	GS (WR)	GS (WR)	
83	SHAW, Mekhi	X	X	X	X	X	X	GS (WR)	GS (WR)	GS (WR)	GS (WR)	GS (WR)	
9	STALEY, Dalesan § •	GS (R)	GS (R)	GS (R)	-	X	GS (R)	GS (R)	GS (R)	GS (R)	GS (R)	GS (R)	
7	SUTTON, Lucky	X	-	X	-	-	-	-	-	-	-	X	
16	THREATT, Parker	-	-	-	-	X	X	-	-	X	X	-	
94	TUIOTI, Teivis § •	GS (DL)	GS (DL)	X	X	X	GS (DL)	X	GS (DL)	GS (DL)	X	X	
6	TUPOU'ATA-JOHNSON, Javance •	X	-	GS (QB)	-	-	-	X	-	-	-	X	
63	ULUGALU-MASEULI, Ross	GS (RG)	GS (RG)	GS (RG)	GS (LG)	GS (LG)	GS (LG)	GS (LG)	GS (LG)	GS (LG)	GS (LG)	GS (LG)	
81	WELSH, Mikey	X	-	-	-	-	-	-	-	-	-	-	
47	WHITE, Trey	GS (DL)	GS (DL)	GS (DL)	GS (DL)	GS (DL)	GS (DL)	GS (DL)	GS (DL)	GS (DL)	GS (DL)	GS (DL)	
16	WHITMORE, Jelani	X	X	X	X	X	X	X	X	X	X	X	
74	WILLIAMS, Nate § •	GS (RT)	GS (RT)	GS (RT)	GS (RT)	GS (RT)	GS (RT)	GS (RT)	GS (RT)	GS (RT)	GS (RT)	GS (RT)	
36	WILLIAMS, Prince •	X	-	-	-	-	X	-	-	-	-	X	
50	WINTERMEYER, Ryan	X	X	X	X	X	X	X	X	X	X	X	
18	WOLFE, Jude § •	GS (TE)	GS (TE)	GS (TE)	GS (TE)	GS (TE)	GS (TE)	-	X	GS (TE)	GS (TE)	-	

§ - made first career San Diego State start this season. • - made first San Diego State appearance this season. Bold RED indicates a player who has started every game this season. Bold BLACK indicates a player has played in every game this season.

2024 SAN DIEGO STATE STARTERS/PARTICIPATION

OFFENSIVE STARTERS

Position	TAMC	OSU	CAL	CMU	UH	WYO	WSU	BSU	UNM	UNLV	USU	AFA
LT	Barjon	Jones	Jones	Jones	Jones	Jones	Jones	Jones	Jones	Jones	Jones	
LG	Jones	Murao	Murao	Ulugalu-Maseuli	Ulugalu-Maseuli	Ulugalu-Maseuli	Ulugalu-Maseuli	Ulugalu-Maseuli	Ulugalu-Maseuli	Ulugalu-Maseuli	Ulugalu-Maseuli	
C	Bryant	Bryant	Bryant	Bryant	Bryant	Bryant	Bryant	Bryant	Bryant	Bryant	Bryant	
RG	Ulugalu-Maseuli	Ulugalu-Maseuli	Ulugalu-Maseuli	McMahan	McMahan	McMahan	McMahan	McMahan	McMahan	McMahan	McMahan	
RT	N. Williams	N. Williams	N. Williams	N. Williams	N. Williams	N. Williams	N. Williams	N. Williams	N. Williams	N. Williams	N. Williams	
TE	Wolfe	Wolfe	Wolfe	Wolfe	Wolfe	Wolfe	Harrison	Harrison	Harrison	Wolfe	Harrison	
QB	O'Neil	O'Neil	Tupou'ata-Johnson	O'Neil	O'Neil	O'Neil	O'Neil	O'Neil	O'Neil	O'Neil	O'Neil	
RB	Cooper	Cooper	Cooper	Cooper	Cooper	Cooper	Cooper	Cooper	Cooper	Cooper	Cooper	
WR	Bennett	Bennett	Bennett	Bennett	Bennett	Bennett	Bennett	Bennett	Bennett	Bennett	Bennett	
WR	Brown IV	Brown IV	Brown IV	Brown IV	Brown IV	Brown IV	M. Shaw	M. Shaw	M. Shaw	M. Shaw	M. Shaw	
SLOT	Poke	Poke	Poke	Poke	Poke	Poke	Poke	Poke	Napier	Poke	Poke	

DEFENSIVE STARTERS

Position	TAMC	OSU	CAL	CMU	UH	WYO	WSU	BSU	UNM	UNLV	USU	AFA
DE	Nassar	Nassar	Louis	Louis	Henderson	Nassar	Louis	Nassar	Nassar	Nassar	Nassar	
DT	Benjamin	Benjamin	Benjamin	Benjamin	Clay	Alualu	Alualu	Alualu	Clay	Alualu	Alualu	
DT	Clay	Clay	Clay	Clay	Oliver	Clay	Clay	Clay	Tuiofi	Clay	Clay	
DT	Tuiofi	Tuiofi				Tuiofi		Tuiofi				
DE	White	White	White	White	White	White	White	White	White	White	White	
SAM	Letuli	Letuli	Letuli	Letuli	Moretti	Moon	Letuli	Letuli	Letuli	Letuli	Moretti	
WILL	Chambliss	Chambliss	Chambliss	Chambliss	Chambliss	Moretti	Chambliss	Herman	Herman	Chambliss	Letuli	
CB	Johnson	Johnson	Johnson	Johnson	Johnson	Johnson	Johnson	Johnson	Johnson	Johnson	Johnson	
FS	Butler	Butler	Nimmo	Butler	Butler	Butler	Butler	Butler	Butler	Butler	Butler	
STUD			McCuin	McCuin	McCuin		McCuin		McCuin	McCuin	McCuin	
SS	Staley	Staley	Staley	Coffey	Coffey	Staley	Staley	Staley	Staley	Staley	Staley	
CB	Phillips	Phillips	Phillips	Phillips	Phillips	Phillips	Phillips	Phillips	Phillips	Phillips	Phillips	

SPECIALIST STARTERS

Position	TAMC	OSU	CAL	CMU	UH	WYO	WSU	BSU	UNM	UNLV	USU	AFA
KO	Plascencia	Plascencia	Lopez	Plascencia	Plascencia	Plascencia	Plascencia	Plascencia	Plascencia	Plascencia	Plascencia	
PK	Plascencia	-	Lopez	Lopez	Plascencia	Plascencia	Plascencia	Plascencia	Plascencia	Plascencia	Plascencia	
Holder	Pastula	-	Pastula	Pastula	Pastula	Pastula	Pastula	Pastula	Pastula	Pastula	Pastula	
Punter	Pastula	Pastula	Pastula	Pastula	Pastula	Pastula	Pastula	Pastula	Pastula	Pastula	Pastula	
LS	Wintermeyer	Wintermeyer	Wintermeyer	Wintermeyer	Wintermeyer	Wintermeyer	Wintermeyer	Wintermeyer	Wintermeyer	Wintermeyer	Wintermeyer	
KOR	Poke	Poke	Poke	Poke	Poke	Poke	Poke	Poke	Napier	Poke	Poke	
PR	Welsh	M. Shaw	M. Shaw	M. Shaw	M. Shaw	M. Shaw	M. Shaw	M. Shaw	M. Shaw	M. Shaw	M. Shaw	

PARTICIPATION CHART

	TAMC	OSU	CAL	CMU	UH	WYO	WSU	BSU	UNM	UNLV	USU	AFA
Dressed	80	80	72	74	74	74	76	74	75	74	69	
Played	67	58	58	56	51	55	53	54	50	52	55	
Seniors	26	24	23	23	19	20	20	21	21	19	19	
Juniors	19	16	17	18	17	19	17	19	15	16	18	
Sophomores	15	13	13	10	9	9	8	10	9	9	11	
Freshman (RS/True)	7	5	5	5	6	7	8	4	5	6	7	
Started	22	22	22	22	22	22	22	22	22	22	22	
Seniors	8	7	10	10	9	11	11	10	9	10	11	
Juniors	7	8	6	8	8	7	5	6	6	5	5	
Sophomores	5	5	4	2	3	4	4	5	5	4	5	
Freshman (RS/True)	2	2	2	2	2	1	2	1	2	3	1	
Making SDSU Debut	30	0	1	3	0	0	1	0	0	0	1	
Making 1st SDSU Start	19	0	1	0	2	1	0	1	1	0	0	

CAREER START CHART (Offense/Defense)

Player, Pos.	Yr.	Career Starts	Consecutive Starts	2024	2023	2022	2021	2020	2019
Marquez Cooper, RB	Sr.	52	43	11	12	12	13	4	-
Nate Bennett, WR	Sr.	42	11	11	9	11	11	0	-
Nate Williams, OL	Sr.	38	35	11	11	13	4	0	-
Bryce Phillips, CB	Sr.	33	33	11	11	11	JC	-	-
Marlem Louis, EDGE	Sr.*	30	0	3	13	10	4	0	RS
Ja'Shaun Poke, WR	Sr.*	27	2	10	0	5	8	4	RS
Ross Ulugalu-Maseuli, OL	Jr.	27	11	11	10	6	RS	-	-
Kyle Moretti, LB	Sr.	25	1	3	9	12	1	-	-
Brayden Bryant, OL	Sr.	21	11	11	0	10	-	-	-
Daleson Staley, S	So.	20	6	9	11	RS	-	-	-
Mekhi Shaw, WR	Sr.	18	5	5	7	5	1	RS	-
Tupu Alualu, DL	Sr.	17	2	5	12	JC	JC	-	-
Christian Jones, OL	Jr.	17	11	11	6	0	RS	-	-
Louis Brown IV, WR	Jr.	15	0	6	7	2	-	-	-
Cody Moon, LB	Sr.	15	0	1	5	9	0	-	-
Kenan Christon, RB	Sr.*	13	0	0	10	0	0	0	3
Trey White, EDGE	So.	12	12	11	1	RS	-	-	-
Krishna Clay, DL	So.	11	11	11	-	-	-	-	-
Chris Johnson, CB	Jr.	11	11	11	0	0	-	-	-
Eric Butler, S	Jr.	10	8	10	0	0	-	-	-
Deshawn McCuin, S	Sr.*	10	3	7	2	0	1	0	RS
Danny O'Neil, QB	Fr.	10	8	10	-	-	-	-	-
Michael Harrison, TE	Sr.	9	1	3	4	2	0	RS	-
Tano Letuli, LB	So.	9	5	9	0	-	-	-	-

Player, Pos.	Yr.	Career Starts	Consecutive Starts	2024	2023	2022	2021	2020	2019
Tyler McMahan, OL	Jr.	8	8	8	-	-	-	-	-
Myles Murao, OL	Jr.	8	0	2	6	0	RS	-	-
Jude Wolfe, TE	Sr.*	8	0	8	0	0	0	0	RS
Owen Chambliss, LB	Fr.	7	0	7	RS	-	-	-	-
Brady Nassar, EDGE	So.	7	4	7	0	-	-	-	-
Josh Hunter, S	So.	5	0	0	5	RS	-	-	-
Tevis Tuiofi, DL	Sr.	5	0	5	0	0	0	RS	-
Jaylan Armstead, RB	Sr.	4	0	0	2	2	0	RS	-
Sam Benjamin, DL	Jr.	4	0	4	0	0	-	-	-
Joseph Barjon, OL	Jr.	4	0	1	3	0	-	-	-
JD Coffey II, S	Sr.	3	0	2	1	0	0	-	-
Ezekiel Larry, EDGE	So.	3	0	0	3	RS	-	-	-
Phillippe Wesley, WR	Jr.	3	0	0	3	0	RS	-	-
DJ Herman, LB	Jr.	2	0	2	0	0	RS	-	-
William Nimmo Jr., S	Sr.*	2	0	1	1	0	0	0	-
Brady Anderson, LB	Jr.	1	0	0	1	RS	0	-	-
Cam Davis, RB	Jr.	1	0	0	1	0	RS	-	-
Jordan Napier, WR	Fr.	1	0	1	RS	-	-	-	-

* - Utilizing extra year of eligibility offered by the NCAA due to COVID-19 pandemic

2024 MISCELLANEOUS STATISTICS

MISCELLANEOUS

Game	Coin Toss	KO/Receive	1st Off. Play	1st Off. Poss	1st Def. Poss.	Game Time	Game Length	Jersey	Pants	Result
A&M-Commerce	TAMUC won, def.	Receive	Cooper rush	Punt	TO on Downs	5:05 p.m. PT	3:21	Black	Black	W, 45-14
Oregon State	OSU won, def.	Receive	O'Neil pass (inc.)	Punt	Touchdown	7:37 p.m. PT	3:00	Black	Black	L, 0-21
at California	CAL won, rec.	KO	Cooper rush	Punt	Punt	7:35 p.m. PT	3:28	White	Black	L, 10-31
at Central Michigan	SDSU won, def.	KO	Cooper rush	TO on Downs	Field Goal	3:32 p.m. ET	3:32	White	Black	L, 21-22
Hawai'i	UH won, def.	Receive	O'Neil pass (comp.)	Punt	Punt	5:02 p.m. PT	3:28	Black	Black	W, 27-24
at Wyoming	WYO won, def.	Receive	O'Neil pass (inc.)	Punt	Punt	1:32 p.m. MT	3:36	White	Black	W, 27-24
Washington State	WSU won, def.	Receive	O'Neil pass (comp.)	Punt	Touchdown	7:38 p.m. PT	3:32	Black	Black	L, 26-29
at Boise State	BSU won, def.	Receive	O'Neil pass (inc.)	Punt	Touchdown	6:10 p.m. MT	3:12	White	Black	L, 24-56
New Mexico	SDSU won, def.	KO	Cooper rush	Punt	Punt	7:35 p.m. PT	3:15	Black	Black	L, 16-21
at UNLV	SDSU won, def.	KO	Cooper rush	Interception	Punt	7:37 p.m. PT	3:44	White	Black	L, 20-41
at Utah State	USU won, def.	Receive	Cooper rush	TO on Downs	Punt	1:32 p.m. MT	3:12	White	Black	L, 20-41

AVERAGE STARTING FIELD POSITION

Category	San Diego State	Opponents
Drives Started	131	131
Cumulative Starting Yard Line	4,121	3,492
Average Field Position	Own 31.46	Own 26.67
Drives Started in Plus Territory/Att. to Score	15/14	11/11
Scores/Touchdowns, Field Goals	10/5,5	6/5,1
Points	49	38
Drives Started Inside/At Own 25	32/41	43/35
Points Scored (TDs/FGs)	95 (11/6)	184 (24/6)

* - kick/punt returns for a touchdown not included. & - overtime possessions not included

SDSU OFFENSIVE POSSESSIONS (DEF/ST SCORES NOT INCLUDED)

Game	Poss.	TD	FG	MFG	Punt	TO	Clock	Downs	3&Out*	PPP^
A&M-Comm.++	11	4	1	1	3	0	0	2	2	2.45
Oregon State	12	0	0	0	8	1	2	0	5	0.00
at California	13	1	1	0	6	2	2	1	3	0.69
at Central Michigan	13	3	0	2	5	0	2	1	3	1.38
Hawai'i	10	3	2	0	5	0	0	0	3	2.40
at Wyoming+	13	2	2	0	7	1	0	1	3	1.38
Washington State	11	3	2	0	4	1	0	1	3	2.18
at Boise State	11	3	1	0	4	2	1	0	6	1.91
New Mexico	10	1	3	0	5	0	1	0	0	1.50
at UNLV	14	3	0	0	6	2	1	2	7	1.29
at Utah State	13	2	2	0	6	0	1	2	5	1.38

* - less if there is a turnover or end of half; must not have earned a first down or scored points. + - indicates team scored a non-offensive touchdown. & - overtime possession included. # - possession/turnover not included when offense never had ball (turnover on special teams). ^ - PATs/2-pt. not included. • - also includes free kick after a safety. @ - safety included

OPPONENT OFFENSIVE POSSESSIONS (DEF/ST SCORES NOT INCLUDED)

Game	Poss.	TD	FG	MFG	Punt	TO	Clock	Downs	3&Out*	PPP^
A&M-Commerce	13	2	0	0	6	3	1	1	4	0.46
Oregon State	11	3	0	2	5	0	0	0	1	1.64
at California	13	4	1	1	3	1	0	1	2	2.08
at Central Michigan	11	2	3	0	5	1	0	0	1	1.91
Hawai'i	10	3	1	0	5	1	1	1	3	2.10
at Wyoming	15	3	1	1	7	2	1	0	4	1.40
Washington State	11	4	0	0	3	0	2	2	2	2.18
at Boise State+	10	7	0	0	2	0	1	0	2	4.20
New Mexico	10	3	0	0	5	0	1	1	1	2.00
at UNLV	14	5	2	0	4	1	1	1	4	2.57
at Utah State	13	6	0	0	4	1	1	1	2	2.77

* - less if there is a turnover or end of half; must not have earned a first down or scored points. + - indicates team scored a non-offensive touchdown. & - overtime possession included. # - possession/turnover not included when offense never had ball (turnover on special teams). ^ - PATs/2-pt. not included. • - also includes free kick after a safety.

DRIVE ANALYSIS

Game	SDSU		OPPONENT	
	TD	FG	TD	FG
A&M-Commerce	6 [^]	1	2	0
Oregon State	0	0	3	0
at California	1	1	4	1
at Central Michigan	3	0	2	3
Hawai'i	3	2	3	1
at Wyoming	3 [^]	2	3	1
Washington State	3	2	4	0
at Boise State	3	1	7 [^]	0
New Mexico	1	3	3	0
at UNLV	3	0	5	2
at Utah State	2	2	6	0
TOTALS	17	14	42	8

[^] - indicates team scored a non-offensive touchdown. & - overtime drives included

GAME-OPENING DRIVE

Game	SDSU			OPPONENT		
	Pts.	FD	Yds.	Pts.	FD	Yds.
A&M-Commerce	0	0	-9 [^]	0	1	18
Oregon State	0	0	6 [^]	7	3	53
at California	0	1	20	0	0	3
at Central Michigan	0	3	46	3	1	61
Hawai'i	0	1	3	0	0	2 [^]
at Wyoming	0	1	8	0	0	-5 [^]
Washington State	0	1	18	7	3	65
at Boise State	0	0	3 [^]	7	5	66
New Mexico	0	1	11	0	0	-7 [^]
at UNLV	0	0	5 [^]	0	0	7 [^]
at Utah State	0	4	71	0	1	18
TOTALS	0	12	182	24	14	281
AVERAGES	0.0	1.1	16.5	2.2	1.3	25.5

[^] - indicates possession ended in a 3-and-out or less

OPENING SECOND-HALF DRIVE

Game	SDSU			OPPONENT		
	Pts.	FD	Yds.	Pts.	FD	Yds.
A&M-Commerce	7	1	66	0	1 ^p	3
Oregon State	0	0	4 [^]	0	1	16
at California	0	0	9 [^]	7	2	85
at Central Michigan	0	0	7 [^]	7	4 ^p	77
Hawai'i	3	2	19	0	0	3
at Wyoming	0	2	27	3	4	50
Washington State	0	0	7 [^]	0	0	-11 [^]
at Boise State	0	0	-6 [^]	7	4	75
New Mexico	0	2	21	0	1	38
at UNLV	0	0	2	7	4	73
at Utah State	0	0	7 [^]	7	4	75
TOTALS	10	7	165	38	25	484
AVERAGES	0.9	0.6	15.0	3.5	2.3	44

[^] - indicates possession ended in a 3-and-out. ^p - indicates first down gained by penalty.

2024 MISCELLANEOUS STATISTICS

SDSU SCORING DRIVES

Opponent	Plays	Drive Yds.	TOP	Type Of Score	Qtr/Time	Drive Start	Scoring Play
A&M-Comm.	16	48	5:27	FG	1st/0:28	SDSU21	Plascencia 50-yd field goal
	6	66	1:54	TD	3rd/11:34	SDSU34	Cooper 47-yd run
	3	62	0:44	TD	3rd/6:36	SDSU38	Brown 44-yd pass f/O'Neil
	7	95	2:17	TD	4th/14:55	SDSU5	Cooper 7-yd run
	7	79	4:28	TD	4th/6:57	SDSU21	Napier 8-yd pass f/O'Neil
Oregon State	N/A						
at California	8	29	3:40	FG	1st/5:42	CAL40	Lopez 29-yd field goal
	7	75	2:28	TD	4th/11:05	SDSU25	Napier 40-yd pass f/Tupou'ata-Johnson
at Central Mich.	6	75	1:56	TD	1st/6:13	SDSU25	Cooper 3-yd run
	4	17	1:07	TD	2nd/12:43	CMU17	Wolfe 5-yd pass f/O'Neil
	3	73	0:53	TD	2nd/3:30	SDSU27	Wolfe 26-yd pass f/O'Neil
Hawai'i	16	53	6:38	FG	1st/5:35	SDSU42	Plascencia 24-yd field goal
	8	55	3:37	TD	2nd/4:49	SDSU45	Cooper 9-yd run
	9	75	1:47	TD	2nd/0:06	SDSU25	Brown 16-yd pass f/O'Neil
	10	19	4:46	FG	3rd/8:33	UH44	Plascencia 43-yd field goal
	8	87	2:30	TD	4th/7:05	SDSU13	Cooper 2-yd run
at Wyoming	4	6	1:21	FG	1st/6:27	WYO10	Plascencia 22-yd field goal
	8	75	3:54	TD	2nd/5:14	SDSU25	Cooper 4-yd run
	4	80	0:49	TD	4th/13:54	SDSU20	Napier 27-yd pass f/O'Neil
	7	77	3:36	FG	4th/7:35	SDSU18	Plascencia 28-yd field goal
Washington St.	10	47	3:32	FG	1st/12:26	SDSU25	Plascencia 46-yd field goal
	10	60	3:32	FG	1st/0:00	SDSU30	Plascencia 28-yd field goal
	6	60	1:41	TD	2nd/0:17	SDSU40	Cooper 7-yd run
	3	43	1:06	TD	3rd/7:05	WSU43	Bennett 27-yd pass f/Napier
	11	69	5:23	TD	4th/13:39	SDSU31	Cooper 1-yd run
at Boise State	8	52	2:19	FG	2nd/9:12	SDSU40	Plascencia 27-yd field goal
	5	65	1:42	TD	2nd/5:58	SDSU35	Cooper 6-yd run
	16	75	5:28	TD	4th/7:35	SDSU25	Napier 30-yd pass f/O'Neil
	7	54	2:21	TD	4th/0:30	SDSU46	Shaw 30-yd pass f/O'Neil
New Mexico	13	71	5:32	FG	1st/3:08	SDSU25	Plascencia 22-yd field goal
	7	15	2:24	FG	2nd/14:52	UNM28	Plascencia 31-yd field goal
	8	61	2:41	TD	2nd/2:37	SDSU35	Cooper 5-yd pass f/O'Neil
	16	80	5:20	FG	3rd/1:39	SDSU10	Plascencia 28-yd field goal
at UNLV	5	40	2:07	TD	2nd/3:25	UNLV40	Brown 29-yd pass f/O'Neil
	4	75	1:18	TD	3rd/8:22	SDSU25	Poke 46-yd pass f/O'Neil
	8	35	3:06	TD	4th/13:46	UNLV35	O'Neil 1-yd run
at Utah State	9	65	4:22	FG	1st/0:00	SDSU18	Plascencia 35-yd field goal
	6	46	2:26	TD	2nd/7:49	USU46	Cooper 14-yd run
	7	21	3:16	FG	2nd/3:16	USU33	Plascencia 30-yd field goal
	11	75	2:36	TD	4th/0:32	SDSU25	Shaw 12-yd pass f/Tupou'ata-Johnson

OPPONENT SCORING DRIVES

Opponent	Plays	Drive Yds.	TOP	Type Of Score	Qtr/Time	Drive Start	Scoring Play
A&M-Comm.	10	75	4:08	TD	2nd/0:59	AMC25	Oakmon 1-yd run
	8	65	4:18	TD	3rd/2:17	AMC35	Allison 6-yd pass f/Rodriguez
Oregon State	5	53	1:53	TD	1st/11:47	OSU47	Griffin 16-yd run
	13	98	8:04	TD	4th/14:53	OSU2	Hankerson 15-yd run
	5	42	2:58	TD	4th/4:36	SDSU42	Coufield 21-yd pass f/McCoy
at California	7	69	3:17	TD	1st/2:25	CAL31	Mendoza 8-yd run
	8	85	3:55	TD	3rd/9:36	CAL15	Calloway 7-yd run
	13	90	5:37	TD	3rd/1:30	CAL10	Dyches 20-yd pass f/Mendoza
	5	-5	1:50	FG	4th/13:33	SDSU25	Coe 48-yd field goal
	3	75	1:17	TD	4th/9:48	CAL25	Hunter 15-yd pass f/Mendoza
at Central Mich.	6	61	2:28	FG	1st/12:26	CMU32	Mattson 25-yd field goal
	12	75	5:42	TD	1st/0:31	CMU25	Lukes 8-yd pass f/Labas
	12	59	3:04	FG	2nd/0:26	CMU25	Mattson 34-yd field goal
	15	77	5:52	TD	3rd/5:52	CMU23	Harris 1-yd run
	15	52	1:51	FG	4th/0:05	CMU20	Mattson 46-yd field goal
Hawai'i	15	77	4:49	FG	1st/0:43	UH10	Matsuzawa 30-yd field goal
	6	77	2:50	TD	2nd/1:53	UH23	Hines 23-yd pass f/Schager
	12	75	6:27	TD	3rd/2:06	UH25	Ashlock 6-yd pass f/Schager
	14	89	5:48	TD	4th/9:44	UH11	Cenacle 23-yd pass f/Schager
at Wyoming	2	75	0:41	TD	1st/5:46	WYO25	Sargent 70-yd pass f/Svoboda
	12	75	5:54	TD	1st/9:08	WYO25	Scott 1-yd run
	15	50	4:55	FG	3rd/10:05	WYO25	Hayland 42-yd field goal
	6	78	2:17	TD	3rd/14:50	WYO22	Svoboda 51-yd run
Washington St.	5	65	1:37	TD	1st/12:26	WSU35	Mathers 26-yd pass f/Mateer
	16	74	7:37	TD	2nd/7:19	WSU26	Mateer 1-yd run
	4	80	1:27	TD	4th/12:09	WSU20	Hernandez 34-yd pass f/Mateer
	7	63	3:28	TD	4th/5:03	WSU37	Mateer 2-yd run
at Boise State	8	66	3:35	TD	1st/10:34	BSU34	Caples 18-yd pass f/Madsen
	10	75	5:48	TD	1st/1:39	BSU25	Caples 19-yd pass f/Madsen
	9	58	3:34	TD	2nd/11:35	BSU42	Strachan 14-yd pass f/Madsen
	13	75	5:36	TD	2nd/0:22	BSU25	Caples 14-yd pass f/Madsen
	9	75	4:47	TD	3rd/10:13	BSU25	Jeanty 4-yd run
	13	90	6:27	TD	4th/13:03	BSU25	Jeanty 4-yd run
	8	75	4:32	TD	4th/7:35	BSU25	Crowe 2-yd run
New Mexico	4	99	1:24	TD	1st/8:46	UNM1	Sanders 51-yd run
	2	81	0:32	TD	1st/2:32	UNM19	Sanders 68-yd run
	9	65	3:25	TD	4th/13:07	UNM35	Davis 8-yd pass f/Dampier
at UNLV	4	50	2:08	TD	1st/4:05	SDSU50	Ballungay 2-yd pass f/Williams
	9	70	3:02	TD	2nd/14:24	UNLV30	Burrell 20-yd run
	6	38	2:12	TD	2nd/9:20	SDSU38	Thomas 4-yd run
	5	47	0:45	TD	2nd/0:16	SDSU47	Williams 12-yd run
	3	73	3:48	TD	3rd/9:40	UNLV27	Williams 7-yd run
	5	47	1:36	FG	3rd/6:46	UNLV25	Chittenden 46-yd field goal
	10	72	4:09	FG	4th/9:37	UNLV25	Chittenden 21-yd field goal
at Utah State	3	65	1:23	TD	2nd/1:53	USU35	Barnes 19-yd run
	8	65	1:15	TD	2nd/0:16	USU35	Page 9-yd pass f/Barnes
	8	75	4:02	TD	3rd/10:58	USU25	Sterzer 10-yd pass f/Barnes
	9	80	3:50	TD	4th/12:26	USU20	Page 6-yd pass f/Barnes
	4	80	1:25	TD	4th/8:07	USU20	White 5-yd run
	6	41	3:10	TD	4th/3:08	SDSU41	Turner 1-yd run

2024 MISCELLANEOUS STATISTICS

	San Diego State	Opponents
TOTAL SCORE	136	324
Time Spent in the Lead (<i>Tied 115:59</i>)	178:27	366:12
Total Plays - Yards	731-3,659	798-4,642
Plus Territory: Plays-Yards	296-1,408	338-1,776
Drives with Plays in Plus Territory (<i>OT not included</i>)	68-of-131	70-of-131
First Down Plays-Yards	302-1,488	337-2,035
Average on First Down	4.93	6.04
Rushes-Yards (Avg.)	158-589 (3.73)	207-1,255 (6.06)
Passes-Yards (Avg.)	134-799 (5.96)	131-780 (5.95)
First Down Sacked-Yards (recorded as a rush)	13-(-66)	11-(-54)
First Down Penalties by Opponent-Yards	9-88	15-169
First Down Penalties by Offense-Yards	30-241	20-159
First Downs Made	58	71
First Down Turnovers	4	5
First Down Touchdowns	11	17
Third Down Efficiency (Pct.)	56-163 (34.4)	74-160 (46.3)
Rushing (Pct.)	25-59 (42.4)	36-62 (58.1)
Passing (Pct.)	31-96 (32.3)	37-90 (41.1)
Third Down Sacked-Yards (recorded as a rush)	8-(-68)	9-(-50)
Conversion Penalties	7	6
Third Down Penalties by Opponent-Yards	7-92	7-90
Third Down Penalties by Offense-Yards	14-90	8-65
Yards Gained	950	978
Average Yards Gained/Att.	5.83	6.1
3rd & Long (9 or more yards)	17-92 (18.5%)	17-74 (23.0%)
3rd & Short (4 or fewer yards)	25-49 (51.0%)	39-67 (58.2%)
Third Down Turnovers	3	1
Third Down Touchdowns	6	5
Fourth Down Efficiency (yards)	15-27 (133)	14-25 (125)
Three and Outs or Less (Must Have Earned 1st Down or Scored)	39	33
Opponent Turnovers-Points (per Turnover)	12-52 (4.3)	9-36 (4.0)
* - indicates an additional turnover gained in overtime		
Scores-Times in the Red Zone (Points)	27-35 (141)	40-41 (244)
Plays-Yards	115-239	119-532
Third Down Efficiency	6-26	8-21
Scores-Times in Goal to Go (Points)	19-22 (101)	25-26 (157)
Plays-Yards	60-93	66-143
Explosive Plays (20-Plus Yards)	39	45
Rushing	11	19
Passing	30	26
Yards by Quarter:		
First	849	1,132
Second	1,081	1,167
Third	753	1,099
Fourth	976	1,244

FIRST DOWNS EARNED

Name	Pass	Receive	Rush	Total
Armstead	0	1	1	2
Bennett	0	9	0	9
Brown IV	0	24	0	24
Chambliss	0	1	0	1
Cooper	0	4	55	59
Davis	0	0	4	4
Harrison	0	6	0	6
Herman	1	0	0	1
O'Neil	84	0	8	92
Napier	1	12	0	13
Pastula	1	0	0	1
Poke	0	21	0	21
Shaw	0	6	0	6
Sutton	0	0	1	1
Tupou'ata-Johnson	9	0	2	11
White	0	0	1	1
Wolfe	0	6	0	6

2024 MISCELLANEOUS STATISTICS

RESULT OF SAN DIEGO STATE TURNOVERS

Opponent	Qtr.	Turnover (Player)	Defender	Led To	Pts.*
Oregon State	3	Fumble (O'Neil)	Kane (FF), Taylor (FR)	Touchdown	7
at California	2	Interception (Tupou'ata-Johnson)	Williams (INT)	Missed FG	0
	4	Interception (Tupou'ata-Johnson)	Harris (INT)	TO on Downs	0
at Wyoming	2	Interception (O'Neil)	Shay (INT)	Missed FG	0
Washington St.	4	Interception (O'Neil)	Al-Uqadah (INT)	Touchdown	8
at Boise State	1	Interception (O'Neil)	McCoy (INT)	Touchdown	7
	1	Interception (O'Neil)	Teubner (INT)	Touchdown	7
at UNLV	1	Interception (O'Neil)	Oliver (INT)	TO on Downs	0
	2	Interception (O'Neil)	Catalan (INT)	Touchdown	7

San Diego State's 9 turnover resulted in 36 points for its opponents.
+ - indicates turnover was gained in overtime

RESULT OF OPPONENT TURNOVERS

Opponent	Qtr.	Turnover (Player)	Defender	Led To	Pts.*
A&M-Comm.	2	Fumble (Wilson)	Johnson (FF), Clay (FR)	Punt	0
	3	Fumble (Rodriguez)	White (FF), Letuli (FR)	Touchdown	6
	4	Interception (Rodriguez)	Coffey (INT)	Touchdown	7
at California	2	Interception (Mendoza)	Letuli (INT)	Punt	0
at Central Mich.	2	Fumble (Kent)	Johnson (FF), Anderson (FR)	Touchdown	7
	4	Interception (Labas)	Phillips (INT)	Missed FG	0
Hawai'i	2	Interception (Schager)	Whitmore (INT)	Touchdown	7
at Wyoming	1	Interception (Svoboda)	Johnson (INT)	Field Goal	3
	1	Interception (Svoboda)	Butler (INT)	Touchdown	7
Washington State	3	Muffed Punt (Freeman)	Whitmore (FR)	Touchdown	7
at UNLV	4	Fumble (Friel)	Butler (FF), Staley (FR)	TO on Downs	0
at Utah State	2	Interception (Petras)	Nassar (INT)	Touchdown	7

Opponent's 12 turnovers resulted in 51 points for San Diego State
+ - indicates turnover was gained in overtime

TURNOVER ANALYSIS

	TO	Opp. Pts.	TD/FG	Pts./TO*
San Diego State	9	36	5/0	4.00
Opponent	12	51	7/1	4.25

+ - indicates an additional turnover was lost in overtime

TURNOVERS LOST

Name	TO's Lost	Fum.	Int.	Points	^PPT
Danny O'Neil	7	1	6	36	5.14
Javance Tupou'ata Johnson	2	0	2	0	0.0
TOTALS	9	1	8	36	4.00

TO'S Lost - turnovers lost. Fum. - fumbles lost. Int. - Interceptions thrown. Points - points scored by the opponent after a turnover. ^PPT - points per turnover scored by the opponent (does not include turnovers gained in overtime). NOTE: Total turnovers equals FUM and INT.

TURNOVERS GAINED

Name	#TAPO	FF	FR	Int.	Points	^PPT
Anderson	1	0	1	0	3.5	3.50
Butler	2	1	0	1	7	3.50
Clay	1	0	1	0	0	0.00
Coffey	1	0	0	1	7	7.00
Johnson	3	2	0	1	6.5	2.17
Letuli	2	0	1	1	3	1.50
Nassar	1	0	0	1	7	7.00
Phillips	1	0	0	1	0	0.00
Staley	1	0	1	0	0	0.00
White	1	1	0	0	3	3.00
Whitmore	2	0	1	1	14	7.00
TOTALS	16	4	5	7	51	4.25

#TAPO - turnovers a part of (FF, FR, Int.). FF - forced fumbles, FR - fumbles recovered. Int. - Interceptions. Points - points scored off an opponent's turnover (NOTE: fumbles forced and fumbles recovered are each awarded half the points for SDSU's score ex.: a touchdown and PAT after a fumble gives each player 3.50 points). ^PPT - points per turnover scored by SDSU (+ - indicates an additional turnover was gained in overtime. * - total turnovers equals FR and Int.)

2024 MISCELLANEOUS STATISTICS

SAN DIEGO STATE BIG OFFENSIVE PLAYS (20+ YARDS) (39 overall)

Game	Player	Type	Down & Dist.	Yards
A&M-Commerce (7)	O'Neil/Brown IV	Pass	2nd & 4	39
	Cooper	Rush	3rd & 2	47
	O'Neil/Brown IV	Pass	1st & 10	44
	Cooper	Rush	1st & 10	38
	O'Neil/Napier	Pass	3rd & 4	29
	O'Neil	Rush	1st & 10	28
	Cooper	Rush	2nd & 6	28
Oregon State (2)	O'Neil/Cooper	Pass	3rd & 12	21
	O'Neil/Brown IV	Pass	1st & 10	35
at California (2)	Tupou'ata-Johnson/Poke	Pass	1st & 10	20
	Tupou'ata-Johnson/Napier	Pass	3rd & 4	40
at Central Mich. (5)	O'Neil/Bennett	Pass	3rd & 8	34
	O'Neil/Brown IV	Pass	2nd & 17	43
	Cooper	Rush	1st & 10	47
	O'Neil/Wolfe	Pass	2nd & 10	26
	O'Neil/Brown IV	Pass	2nd & 9	41
Hawai'i (3)	O'Neil/Brown IV	Pass	1st & 10	30
	Cooper	Rush	1st & 10	31
	O'Neil/Bennett	Pass	2nd & 10	48
at Wyoming (5)	O'Neil/Wolfe	Pass	1st & 10	32
	O'Neil/Napier	Pass	3rd & 10	53
	O'Neil/Napier	Pass	1st & 10	27
	O'Neil/Bennett	Pass	1st & 10	41
	Cooper	Rush	1st & 10	26
Washington St. (5)	Herman/Poke	Pass	4th & 4	21
	Davis	Rush	1st & 15	38
	Napier/Bennett	Pass	1st & 10	27
	Cooper	Rush	2nd & 4	20
	O'Neil/Napier	Pass	3rd & 9	31
at Boise State (4)	O'Neil/Napier	Pass	3rd & 13	40
	Cooper	Rush	2nd & 10	42
	O'Neil/Napier	Pass	4th & 5	30
New Mexico (1)	O'Neil/Shaw	Pass	3rd & 12	30
	O'Neil/Napier	Pass	2nd & 5	40
at UNLV (2)	O'Neil/Brown IV	Pass	2nd & 10	29
	O'Neil/Poke	Pass	1st & 10	46
at Utah State (3)	O'Neil	Rush	1st & 10	34
	O'Neil/Brown IV	Pass	2nd & 12	42
	O'Neil/Brown IV	Pass	3rd & 22	29

RED indicates touchdown scored on the play

OPPONENT BIG OFFENSIVE PLAYS (20+ YARDS) (45 overall)

Game	Player	Type	Down & Dist.	Yards
A&M-Commerce (2)	Rodriguez/Bilbo	Pass	3rd & 4	27
	Oakmon	Rush	1st & 10	24
Oregon State (3)	Johnson	Rush	1st & 10	23
	McCoy/Walker	Pass	3rd & 11	41
	McCoy/Caufield	Pass	3rd & 3	21
at California (5)	Thomas	Rush	2nd & 6	37
	Thomas	Rush	3rd & 1	57
	Mendoza/Grizzell	Pass	3rd & 10	21
	Mendoza/Dyches	Pass	1st & 10	20
	Calloway	Rush	2nd & 10	60
at Central Mich. (3)	Labas/Harris	Pass	2nd & 10	60
	Chapeau/Whiteside	Pass	4th & 3	23
	Labas/Lukes	Pass	2nd & 8	43
Hawai'i (3)	Schager/Cenacle	Pass	2nd & 10	20
	Schager/Hines	Pass	1st & 10	23
	Schager/Cenacle	Pass	2nd & 12	23
at Wyoming (4)	Svoboda/Sargent	Pass	2nd & 5	70
	Scott	Rush	1st & 10	27
	Svoboda	Rush	1st & 10	51
	Svoboda	Rush	1st & 10	24
Washington St. (5)	Williams	Rush	1st & 10	22
	Mateer/Mathers	Pass	2nd & 8	26
	Mateer/Meredith	Pass	3rd & 5	25
	Mateer/Williams	Pass	2nd & 1	33
	Mateer/Hernandez	Pass	2nd & 6	34
at Boise State (2)	Jeanly	Rush	1st & 10	35
	Madsen/Strachan	Pass	3rd & 5	22
New Mexico (5)	Dampier/Medford	Pass	1st & 10	35
	Sanders	Rush	1st & 10	51
	Sanders	Rush	1st & 10	68
	Dampier/Trujillo	Pass	3rd & 17	43
	Dampier	Rush	3rd & 2	27
at UNLV (8)	Williams/White III	Pass	3rd & 1	21
	De Jesus	Rush	1st & 10	43
	Williams/Ballungay	Pass	2nd & 16	29
	Burrell	Rush	1st & 10	20
	Williams/White III	Pass	1st & 10	22
	Williams/De Jesus	Pass	1st & 10	25
	Williams/McGee	Pass	1st & 10	47
at Utah State (5)	James	Rush	2nd & 1	22
	Turner	Rush	1st & 10	26
	Faison	Rush	1st & 10	23
	Barnes	Rush	2nd & 5	39
	Barnes	Rush	1st & 10	63
	Barnes/White	Pass	1st & 10	45

RED indicates touchdown scored on the play

SAN DIEGO STATE BIG OFFENSIVE PLAYS (20+ YARDS)

Name	Total	Rushing	Receiving	20-29	30-39	40-49	50-59	60-69	70-79	80-89	90-99
Nate Bennett, WR	4		4	1	1	2					
Louis Brown IV, WR	9		9	2	3	4					
Marquez Cooper, RB	9	8	1	4	2	3					
Cam Davis, RB	1	1			1						
Jordan Napier, WR	8		8	2	2	3	1				
Danny O'Neil, QB	2	2		1	1						
Ja'Shaun Poke, WR	3		3	2		1					
Mekhi Shaw, WR	1		1		1						
Jude Wolfe, TE	2		2	1	1						
SDSU TOTALS	39	11	28	13	12	13	1				
OPPONENT	45	19	26	25	6	6	3	4	1		

2024 MISCELLANEOUS STATISTICS

SEASON HIGHS

POINTS SCORED

12, Marquez Cooper vs. A&M-Commerce (Aug. 31)
12, Jude Wolfe at Central Michigan (Sept. 28)
12, Marquez Cooper vs. Hawai'i (Oct. 5)
12, Marquez Cooper vs. Washington State (Oct. 26)
10, Gabriel Plascencia vs. New Mexico (Nov. 8)

TOUCHDOWNS SCORED

2, Marquez Cooper vs. A&M-Commerce (Aug. 31)
2, Jude Wolfe at Central Michigan (Sept. 28)
2, Marquez Cooper vs. Hawai'i (Oct. 5)
2, Marquez Cooper vs. Washington State (Oct. 26)

MOST RUSHING ATTEMPTS

35, Marquez Cooper vs. New Mexico (Nov. 8)
34, Marquez Cooper at Central Michigan (Sept. 28)
30, Marquez Cooper vs. Hawai'i (Oct. 5)

MOST RUSHING YARDS

223, Marquez Cooper vs. A&M-Commerce (Aug. 31)
123, Marquez Cooper vs. New Mexico (Nov. 8)
118, Marquez Cooper at Utah State (Nov. 23)

MOST RUSHING TOUCHDOWNS

2, Marquez Cooper vs. A&M-Commerce (Aug. 31)
2, Marquez Cooper vs. Hawai'i (Oct. 5)
2, Marquez Cooper vs. Washington State (Oct. 26)

LONGEST RUSH

47, Marquez Cooper vs. A&M-Commerce (Aug. 31)
47, Marquez Cooper at Central Michigan (Sept. 28)
42, Marquez Cooper at Boise State (Nov. 1)
38, 2x, last: Cam Davis vs. Washington St. (Oct. 26)

MOST PASSING ATTEMPTS

41, Danny O'Neil vs. New Mexico (Nov. 8)
34, Danny O'Neil vs. Washington State (Oct. 26)
33, Danny O'Neil vs. A&M-Commerce (Aug. 31)
33, Danny O'Neil vs. Hawai'i (Oct. 5)

MOST PASSING COMPLETIONS

26, Danny O'Neil vs. New Mexico (Nov. 8)
24, Danny O'Neil vs. Hawai'i (Oct. 5)
23, Danny O'Neil at Utah State (Nov. 23)
22, 2x, last: Danny O'Neil vs. Washington St. (Oct. 26)

THIRD DOWN EFFICIENCY ANALYSIS

	Total	Pct.	1	2	3	4	5	6	7	8	9	10	11+	Longest Converted
SAN DIEGO STATE	56-163	34.36	10-13	3-8	3-6	5-14	5-14	5-12	3-8	5-15	3-8	2-8	8-36	3rd & 22 at USU
OPPONENTS	74-160	46.25	19-23	6-12	8-14	9-16	5-10	6-12	6-11	3-9	1-6	5-12	6-30	3rd & 17 vs. UNM

GOAL TO GO

	No.	Score	TD	FG	MFG	Downs	TOs	Half	Game	Points^	PPP
SAN DIEGO STATE	16	14	10	4	0	1	1	0	0	72	4.50
OPPONENTS	22	20	17	3	0	1	1	0	0	111	5.04

^ - does not include PAT. PPP - points per possession

PUNT ANALYSIS

	Punts	Yards	Avg.	TB	Returns	Yards	Avg.	Net Avg.	Pct. Not Returned	In 20	In 10	In 5	Opp. Territory No.	Yds.	Adj. 50 & Out No.	Avg.
Tyler Pastula	57	2,631	46.2	8	20	115	5.8	41.3	64.9	17	10	6	10	408	47	47.3
Danny O'Neil	1	20	20.0	0	0	0	0.0	20.0	0.00	0	0	0	1	20	0	0.0
TEAM (blocked punts)	1	4	4.0	0	0	0	0	0	0.00	0	0	0	0	0	0	0.0
TOTAL	59	2,655	45.0	8	20	115	5.8	40.3	66.1	17	10	6	11	428	47	47.4
OPPONENTS	47	1,847	39.3	1	16	94	5.9	36.9	66.0	14	4	1	6	186	41	40.5

Returns - times the opponent returned a punt. Yards - yards for the returned punts. Avg. - yards per returned punt. Pct. Not Returned - percent of punts that were not returned. In 20 - inside the 20. In 10 - inside the 10. In 5 - inside the 5. Opp. Territory - number and yards of punts inside opponents territory. Adj. 50 & Out - punt average excluding punts inside opponents territory.

KICKOFF ANALYSIS

	Total	RET	FC	MUF	NA	TB	In 20	In 25	OB	OnS	Squib	Total YL	Return YL	AFP	AFP w/R
Gabriel Plascencia	46	15	6	0	31	22	7	9	4	1	0	1,193	378	25.93	25.20
Nick Lopez	6	2	1	1	4	3	0	1	0	0	0	157	52	26.17	26.00
TOTAL	52	17	7	1	35	25	7	10	4	1	0	1,350	410	25.96	24.12
OPPONENTS	62	20	0	1	41	39	5	9	2	0	0	1,691	576	27.27	28.80

Does not include penalties. RET - no. of returns. FC - fair catch. MUF - muffed. NA - no attempt at a return. TB - touchback. In 20 - inside 20. In 25 - inside 25. OB out of bounds. OnS - onsidings (does not count for AFP or AFP w/R). Squib - squibs. Total YL - opponent total yard line. Return YL - opponent total yard line on returns. AFP - average field position on kickoffs. AFP w/R - average position on returned kickoffs

MOST FIELD GOALS

3, Gabriel Plascencia vs. New Mexico (Nov. 8)
2, 4x, last: Gabriel Plascencia at Utah State (Nov. 23)

LONGEST FIELD GOAL

50, Gabriel Plascencia vs. A&M-Commerce (Aug. 31)
46, Gabriel Plascencia vs. Washington St. (Oct. 26)
43, Gabriel Plascencia vs. Hawai'i (Oct. 5)

MOST PUNTS

7, Tyler Pastula vs. Oregon State (Sept. 7)
7, Tyler Pastula at Wyoming (Oct. 12)
6, 3x, last: Tyler Pastula at Utah State (Nov. 23)

HIGHEST PUNTING AVERAGE

50.2, Tyler Pastula at Boise State (Nov. 1)
48.6, Tyler Pastula vs. Oregon State (Sept. 7)
48.2, Tyler Pastula at UNLV (Nov. 16)

LONGEST PUNT

79, Tyler Pastula at Boise State (Nov. 1)
75, Tyler Pastula at Wyoming (Oct. 12)
68, Tyler Pastula at Utah State (Nov. 23)
65, Tyler Pastula vs. Hawai'i (Oct. 5)

LONGEST PUNT RETURN

20, Mekhi Shaw at UNLV (Nov. 16)
16, Jordan Napier at Wyoming (Oct. 12)
15, Mekhi Shaw vs. Hawai'i (Oct. 5)

MOST PUNT RETURN YARDS

22, Mekhi Shaw vs. Hawai'i (Oct. 5)
20, Mekhi Shaw at UNLV (Nov. 16)
16, Jordan Napier at Wyoming (Oct. 12)

LONGEST KICKOFF RETURN

61, Jordan Napier vs. New Mexico (Nov. 8)
46, Chris Johnson at Boise State (Nov. 1)
44, Ja'Shaun Poke vs. A&M-Commerce (Aug. 31)

MOST KICKOFF RETURN YARDS

79, Jordan Napier vs. New Mexico (Nov. 8)
61, Ja'Shaun Poke vs. Washington State (Oct. 26)
54, Ja'Shaun Poke at UNLV (Nov. 16)

MOST ALL-PURPOSE YARDS

233, Marquez Cooper vs. A&M-Commerce (Aug. 31)
149, Louis Brown IV at Central Michigan (Sept. 28)
142, Ja'Shaun Poke vs. Washington State (Oct. 26)
142, Jordan Npaier vs. New Mexico (Nov. 8)
137, Marquez Cooper vs. Hawai'i (Oct. 5)

MOST TACKLES

15, JD Coffey III at Central Michigan (Sept. 28)
11, Dalesean Staley at Utah State (Nov. 23)
10, Tano Letuli vs. Washington State (Oct. 26)
10, Tano Letli at Boise State (Nov. 1)
9, Chris Johnson vs. Oregon State (Sept. 7)

MOST SACKS

3.0, Trey White at Central Michigan (Sept. 28)
3.0, Trey White vs. Hawai'i (Oct. 5)
2.5, Trey White at California (Sept. 14)
2.0, Trey White at Wyoming (Oct. 12)

MOST TACKLES FOR LOSS

4.0, Trey White at Central Michigan (Sept. 28)
4.0, Trey White vs. Hawai'i (Oct. 5)
3.0, Trey White at Wyoming (Oct. 12)
3.0, Brady Nassar at UNLV (Nov. 16)
2.5, Trey White at California (Sept. 14)

MOST INTERCEPTIONS

1, JD Coffey III vs. A&M-Commerce (Aug. 31)
1, Tano Letuli at California (Sept. 14)
1, Bryce Phillips at Central Michigan (Sept. 28)
1, Jelani Whitmore vs. Hawai'i (Oct. 5)
1, Chris Johnson at Wyoming (Oct. 12)
1, Eric Butler at Wyoming (Oct. 12)
1, Brady Nassar at Utah State (Nov. 23)

LONGEST INTERCEPTION RETURN

68, Bryce Phillips at Central Michigan (Sept. 28)
45, JD Coffey III vs. A&M-Commerce (Aug. 31)
43, Eric Butler at Wyoming (Oct. 12)
42, Chris Johnson at Wyoming (Oct. 12)
20, Tano Letuli at California (Sept. 14)

RED indicates touchdown scored on play

LAST TIME IT HAPPENED

TEAM

Scored, 60 or More Points
Scored, 50 or More Points
Scored, 40 or More Points
Scored, 30 or More Points

Total Offense, 600 Yards or More
Total Offense, 500 Yards or More
Total Offense, 400 Yards or More

Total Offense, 85 or More Plays
Total Offense, 75 or More Plays
30 or More First Downs
25 or More First Downs

Two-Point Conversion

Rushing, 500 Yards or More
Rushing, 400 Yards or More
Rushing, 300 Yards or More
Rushing, 80 or More Attempts
Rushing, 70 or More Attempts
Rushing, 60 or More Attempts
Rushing, 50 or More Attempts
Rushing, 7 or More Touchdowns
Rushing, 6 or More Touchdowns
Rushing, 5 or More Touchdowns
Rushing, 4 or More Touchdowns

Passing, 500 Yards or More
Passing, 400 Yards or More
Passing, 300 Yards or More
Passing, 50 or More Attempts
Passing, 40 or More Attempts
Passing, 30 or More Attempts
Passing, 30 or More Completions
Passing, 25 or More Completions
Passing, 20 or More Completions
Passing, 6 or More Touchdowns
Passing, 5 or More Touchdowns

Shut Out
Shut Out Through 3 Quarters
Shut Out Through Halftime
Shut Out Through 1 Quarter

Recorded a Safety
Allowed No Offensive Touchdowns

Allowed 200 Yards or Less Total Offense
Allowed 100 Yards or Less Total Offense

Allowed 50 Yards or Less Rushing
Allowed 100 Yards or Less Rushing
Allowed 100 Yards or Less Passing

Allowed 10 First Downs or Fewer

Did Not Commit a Turnover
Recorded 6 or More Turnovers
Recorded 5 or More Turnovers
Intercepted 5 or More Passes
Intercepted 4 or More Passes
Intercepted 3 or More Passes
Recovered 4 Fumbles
Recovered 3 Fumbles

San Diego State

Nov. 3, 1990 vs. Utah (66)
Nov. 4, 2017 at San José State* (52)
Aug. 31, 2024 vs. A&M-Commerce (45)
Aug. 31, 2024 vs. A&M-Commerce (45)

Nov. 4, 2017 at San José State* (648)
Oct. 31, 2020 at Utah State* (570)
Nov. 23, 2024 at Utah State* (412)

Nov. 8, 2024 vs. New Mexico* (88)
Nov. 25, 2023 vs. Fresno State* (79)
Dec. 21, 2021 vs. No. 24/25 UTSA (31)
Nov. 8, 2024 vs. New Mexico* (26)

Aug. 31, 2024 vs. A&M-Commerce

Nov. 4, 2017 at San José State* (554)
Oct. 31, 2020 at Utah State* (407)
Sept. 2, 2023 vs. Idaho State (302)
Has not occurred
Nov. 4, 2017 at San José State* (71)
Nov. 4, 2017 at San José State* (71)
Nov. 25, 2023 vs. Fresno State (53)
Sept. 14, 1991 vs. Pacific (7)
Nov. 4, 2017 at San José State* (6)
Nov. 4, 2017 at San José State* (6)
Sept. 2, 2023 vs. Idaho State (4)

Nov. 20, 2010 vs. No. 25 Utah* (528)
Dec. 17, 2011 vs. La.-Lafayette (413)
Dec. 24, 2022 vs. Middle Tennessee (309)
Aug. 31, 2013 vs. Eastern Illinois (64)
Nov. 8, 2024 vs. New Mexico* (42)
Nov. 23, 2024 at Utah State* (36)
Nov. 6, 2020 vs. San José State* (30)
Nov. 23, 2024 at Utah State* (26)
Oct. 5, 2024 vs. Hawai'i* (24)
Oct. 24, 2009 at Colorado State* (6)
Oct. 24, 2009 at Colorado State* (6)

Aug. 31, 2019 vs. Weber State (W, 6-0)
Sept. 24, 2022 vs. Toledo (W, 17-14)
Nov. 26, 2022 vs. Air Force* (L, 3-13)
Nov. 23, 2024 at Utah State* (L, 20-41)

Sept. 2, 2023 vs. Idaho State (W, 36-28)
Oct. 21, 2023 vs. Nevada* (L, 0-6)

Aug. 31, 2024 vs. A&M-Commerce (180)
Oct. 3, 2015 vs. Fresno State* (89)

Sept. 2, 2023 vs. Idaho State (22)
Aug. 31, 2024 vs. A&M-Commerce (63)
Oct. 21, 2023 vs. Nevada* (98)

Nov. 18, 2022 at New Mexico* (9)

Nov. 23, 2024 at Utah State*
Sept. 5, 2015 vs. San Diego (6)
Dec. 24, 2022 vs. Middle Tennessee (5)
Sept. 5, 2015 vs. San Diego (5)
Dec. 17, 2016 vs. Houston (4)
Sept. 2, 2023 vs. Idaho State (3)
Dec. 23, 2014 vs. Navy (4)
Oct. 14, 2023 at Hawai'i* (3)

Opponent

Nov. 26, 2016 vs. Colorado State* (63)
Nov. 1, 2024 at Boise State* (56)
Nov. 23, 2024 at Utah State* (41)
Nov. 23, 2024 at Utah State* (41)

Sept. 10, 2016 vs. California (604)
Nov. 16, 2024 at UNLV* (515)
Nov. 23, 2024 at Utah State* (488)

Dec. 23, 2017 vs. Army West Point (91)
Nov. 16, 2024 at UNLV* (79)
Nov. 1, 2024 at Boise State* (34)
Sept. 3, 2022 vs. Arizona (25)

Oct. 26, 2024 vs. Washington State

Has not occurred
Dec. 23, 2017 vs. Army West Point (440)
Nov. 23, 2024 at Utah State* (322)
Dec. 23, 2017 vs. Army West Point (87)
Dec. 23, 2017 vs. Army West Point (87)
Nov. 26, 2022 vs. Air Force* (66)
Nov. 23, 2024 at Utah State* (50)
Oct. 18, 2008 at New Mexico* (8)
Oct. 18, 2008 at New Mexico* (8)
Sept. 30, 2022 at Boise State* (5)
Nov. 16, 2024 at UNLV* (4)

Sept. 10, 2016 vs. California (522)
Oct. 14, 2023 at Hawai'i* (427)
Nov. 1, 2024 at Boise State* (322)
Sept. 2, 2023 vs. Idaho State (63)
Oct. 5, 2024 vs. Hawai'i* (44)
Nov. 16, 2024 at UNLV* (32)
Sept. 2, 2023 vs. Idaho State (31)
Nov. 1, 2024 at Boise State* (26)
Nov. 16, 2024 at UNLV* (23)
Has not occurred
Nov. 26, 2016 vs. Colorado State* (5)

Sept. 7, 2024 vs. Oregon State (L, 0-21)
Sept. 7, 2024 vs. Oregon State (L, 0-21)
Sept. 7, 2024 vs. Oregon State (L, 0-21)
Nov. 16, 2024 at UNLV* (L, 20-41)

Nov. 11, 2023 at Colorado State* (L, 19-22)
Sept. 7, 2024 vs. Oregon State (L, 0-21)

Sept. 7, 2024 vs. Oregon State (179)
Oct. 4, 2008 at TCU* (85)

Nov. 26, 2022 vs. Air Force (-1)
Sept. 7, 2024 vs. Oregon State (72)
Oct. 21, 2023 vs. Nevada* (47)

Sept. 7, 2024 vs. Oregon State (7)

Nov. 8, 2024 vs. New Mexico*
Has not occurred
Has not occurred
Sept. 23, 2016 vs. Utah* (5)
Aug. 31, 2013 vs. Eastern Illinois (4)
Sept. 9, 2023 vs. UCLA (3)
Nov. 16, 2013 at Hawai'i* (4)
Sept. 26, 2015 at Penn State (3)

LAST TIME IT HAPPENED

TEAM

Scored a Defensive Touchdown
Recorded 10 or More Tackles For Loss
Recorded 5 or More Sacks
No Penalties
Time of Possession, 35 plus minutes

San Diego State

Oct. 12, 2024 at Wyoming* (1)
Nov. 4, 2023 vs. Utah State* (12)
Oct. 12, 2024 at Wyoming* (6)
Sept. 23, 2017 at Air Force*
Nov. 8, 2024 vs. New Mexico* (35:02)

Opponent

Nov. 1, 2024 at Boise State* (1)
Nov. 23, 2024 at Utah State* (13)
Aug. 31, 2018 at No. 13/13 Stanford (5)
Dec. 19, 2018 vs. Ohio
Nov. 16, 2024 at UNLV* (36:55)

INDIVIDUAL

RUSHING

Rushing, 300 Yards or More
Rushing, 250 Yards or More
Rushing, 200 Yards or More
Rushing, 150 Yards or More
Rushing, 100 Yards or More
Had two 100-yard Rushers
Rushing, 40 Times or More
Rushing, 35 Times or More
Rushing, 30 Times or More
Rushing, 25 Times or More
Rushing, 4 Touchdowns or More
Rushing, 3 Touchdowns or More
Rushing, 2 Touchdowns or More
Had a run of 90 yards or More
Had a run of 80 yards or More
Had a run of 70 yards or More
Had a run of 60 yards or More
Had a run of 50 yards or More

300, by Marshall Faulk vs. Hawai'i*, W - 52-28, Nov. 14, 1992
253, by Rashaad Penny at Hawai'i*, W - 28-7, Oct. 28, 2017
223, by Marquez Cooper vs. A&M-Commerce, W - 45-14, Aug. 31, 2024
223, by Marquez Cooper vs. A&M-Commerce, W - 45-14, Aug. 31, 2024
118, by Marquez Cooper at Utah State*, L - 20-41, Nov. 23, 2024
118, by Jordan Byrd and 116, by Chance Bell at New Mexico State, W - 31-10, Sept. 14, 2019
40, by Lynell Hamilton vs. Wyoming*, W - 25-20, Oct. 25, 2003
35, by Marquez Cooper vs. New Mexico*, L - 16-21, Nov. 8, 2024
35, by Marquez Cooper vs. New Mexico*, L - 16-21, Nov. 8, 2024
26, by Marquez Cooper at UNLV*, L - 20-41, Nov. 16, 2024
4, by Rashaad Penny vs. Army West Point, L - 35-42, Dec. 23, 2017
3, by Juwan Washington vs. Sacramento State, W - 28-14, Sept. 8, 2018
2, by Marquez Cooper vs. Hawai'i*, W - 27-24, Oct. 5, 2024
95, by Rashaad Penny at Arizona State, W - 30-20, Sept. 9, 2017
81, by Rashaad Penny vs. Army West Point, L - 35-42, Dec. 23, 2017
70, by Jalen Mayden vs. Fresno State*, W - 33-18, Nov. 25, 2023
70, by Jalen Mayden vs. Fresno State*, W - 33-18, Nov. 25, 2023
70, by Jalen Mayden vs. Fresno State*, W - 33-18, Nov. 25, 2023

PASSING

Passing, 500 Yards or More
Passing, 400 Yards or More
Passing, 300 Yards or More
Attempted 50 or More Passes
Attempted 40 or More Passes
Attempted 30 or More Passes
Completed 40 or More Passes
Completed 35 or More Passes
Completed 30 or More Passes
Threw Six Touchdown Passes
Threw Five Touchdown Passes
Threw Four Touchdown Passes
Threw Three Touchdown Passes
Completed a Pass of 80 Yards or More
Completed a Pass of 70 Yards or More
Completed a Pass of 60 Yards or More
Completed a Pass of 50 Yards or More

528, by Ryan Lindley vs. No. 25 Utah*, L - 34-38, Nov. 20, 2010
413, by Ryan Lindley vs. Louisiana-Lafayette, L - 30-32, Dec. 17, 2011
309, by Jalen Mayden vs. Middle Tennessee, L - 23-25, Dec. 24, 2022
63, by Adam Dingwell vs. Eastern Illinois, L - 19-40, Aug. 31, 2013
41, by Danny O'Neil vs. New Mexico*, L - 16-21, Nov. 8, 2024
31, by Danny O'Neil at Utah State*, L - 20-41, Nov. 23, 2024
40, by Todd Santos vs. Stanford, L - 40-44, Oct. 17, 1987
36, by Ryan Lindley vs. No. 25 Utah*, L - 34-38, Nov. 20, 2010
33, by Ryan Agnew vs. Fresno State*, W - 17-7, Nov. 15, 2019
6, by Ryan Lindley at Colorado State*, W - 42-28, Oct. 24, 2009
6, by Ryan Lindley at Colorado State*, W - 42-28, Oct. 24, 2009
4, by Ryan Lindley vs. Cal Poly, W - 49-21, Sept. 3, 2011
3, by Jalen Mayden vs. Utah State*, L - 24-32, Nov. 4, 2023
89, by Christian Chapman to Fred Trevillion vs. Boise State*, L - 14-31, Oct. 14, 2017
73, by Jalen Mayden to Kenan Christon vs. Middle Tennessee, L - 23-25, Dec. 24, 2022
69, by Jalen Mayden to Mekhi Shaw at Hawai'i*, W - 41-34, Oct. 14, 2023
53, by Danny O'Neil to Jordan Napier at Wyoming*, W - 27-24, Oct. 12, 2024

RECEIVING

Caught 15 or More Passes
Caught 10 or More Passes
Had 200 or More Yards Receiving
Had 150 or More Yards Receiving
Had 100 or More Yards Receiving
Had two 100-yard Receivers
Caught Three or More TDs
Caught Two or More TDs

15, by DeMarco Sampson at Colorado State*, W - 42-28, Oct. 24, 2009
10, by Ja'Shaun Pake vs. Washington State, L - 26-29, Oct. 26, 2024
257, by DeMarco Sampson at Colorado State*, W - 42-28, Oct. 24, 2009
175, by Jesse Matthews vs. No. 24/25 UTSA, W - 38-24, Dec. 21, 2021
114, by Louis Brown IV at Utah State*, L - 20-41, Nov. 23, 2024
125, by Gavin Escobar and 102, by Colin Lockett vs. Fresno State, W - 35-28, Dec. 3, 2011
3, by Jesse Matthews at UNLV*, W - 28-20, Nov. 19, 2021
2, by Jude Wolfe at Central Michigan, L - 21-22, Sept. 28, 2024

TOTAL OFFENSE

Had 500 or More Yards Total Offense
Had 400 or More Yards Total Offense
Had 100 Yards Both Passing and Rushing

518, by Ryan Lindley vs. No. 25 Utah, L - 34-38, Nov. 20, 2010
419, by Ryan Lindley vs. Louisiana-Lafayette, L - 30-32, Dec. 17, 2011
229 (passing), 101 (rushing), by Kevin O'Connell at Brigham Young*, L - 16-49, Nov. 6, 2004

SCORING

Accounted for Five or More TDs
Accounted for Four or More TDs
Accounted for Three or More TDs

5, by Ryan Katz vs. Hawai'i*, W - 52-14, Oct. 6, 2012
4, by Jalen Mayden, L - 28-32, Oct. 22, 2022
4, by Jalen Mayden, L - 28-32, Oct. 22, 2022

LAST TIME IT HAPPENED

RETURNS

Returned a Fumble for a Touchdown
 Returned an Interception for a Touchdown
 Returned a Kickoff for a Touchdown
 Returned a Punt for a Touchdown
 Returned a Two-Point Conversion
 Returned a Blocked Punt for a Touchdown
 Returned a Blocked Field Goal for a Touchdown

0, by Tano Letuli vs. A&M-Commerce, W - 45-14, Aug. 31, 2024
 43, by Eric Butler at Wyoming*, W - 27-24, Oct. 12, 2024
 95, by Jordan Byrd vs. San Jose State*, W - 43-27, Nov. 12, 2022
 66, by Jordan Byrd vs. Idaho State, W - 38-7, Sept. 10, 2022
 David Lamar at New Mexico State, W - 26-16, Sept. 28, 2013
 Tyrell Shavers at Boise State*, L - 13-35, Sept. 30, 2022
 Has not happened since start of 2003 season

DEFENSE

Intercepted Three or More Passes
 Intercepted Two or More Passes
 Recovered Three or More Fumbles
 Recovered Two or More Fumbles
 Recorded 15 or More Tackles
 Recorded 10 or More Tackles
 Recorded Three or More Quarterback Sacks
 Recorded Two Quarterback Sacks
 Recorded Four Tackles for Loss
 Recorded Three Tackles for Loss

3, by Luq Barcoo at Colorado State*, W - 24-10, Oct. 5, 2019
 2, by Patrick McMorris vs. Boise State*, W - 27-16, Nov. 26, 2021
 Has not occurred
 2, by Kirk Morrison at New Mexico*, L - 8-15, Nov. 9, 2002
 15, by JD Coffey III at Central Michigan, L - 21-22, Sept. 28, 2024
 11, by Dalesean Staley at Utah State*, L - 20-41, Nov. 23, 2024
 3.0, by Trey White vs. Hawai'i*, W - 27-24, Oct. 5, 2024
 3.0, by Trey White vs. Hawai'i*, W - 27-24, Oct. 5, 2024
 4.0, by Trey White vs. Hawai'i*, W - 27-24, Oct. 5, 2024
 3.0, by Brady Nassar at UNLV*, L - 20-41, Nov. 16, 2024

SPECIAL TEAMS

Scored 15 or More Points Kicking
 Scored 10 or More Points Kicking
 Kicked Five or More Field Goals
 Kicked Four or More Field Goals
 Kicked Three or More Field Goals
 Kicked Two Field Goals of 50 or More Yards
 Kicked a 50-yard Field Goal
 Kicked a Punt 70 or More Yards
 Kicked a Punt 60 or More Yards
 Punted Nine or More Times
 Totaled 100 or More Kick Return Yards
 Totaled 100 or More Punt Return Yards
 Blocked a Punt
 Blocked a Field Goal
 Blocked a PAT

15, by Jack Browning vs. Fresno State*, W - 33-18, Nov. 25, 2023
 10, by Gabriel Plascencia vs. New Mexico*, L - 16-21, Nov. 8, 2024
 Has not occurred
 4, by Jack Browning vs. Fresno State*, W - 33-18, Nov. 25, 2023
 3, by Gabriel Plascencia vs. New Mexico*, L - 16-21, Nov. 8, 2024
 51 and 50, by Chris O'Brien vs. New Mexico, W - 37-31, Nov. 17, 1984
 50, by Gabriel Plascencia vs. A&M-Commerce, W - 45-14, Aug. 31, 2024
 79, by Tyler Pastula at Boise State*, L - 24-56, Nov. 1, 2024
 68, by Tyler Pastula at Utah State*, L - 20-41, Nov. 23, 2024
 10, by Jack Browning at Boise State*, L - 13-35, Sept. 30, 2022
 104, by Kenan Christon vs. Boise State*, L - 31-34, Sept. 22, 2023
 106, by Lloyd Mills vs. South Alabama, L - 27-34 (ot), Sept. 19, 2015
 Chris Johnson at UNLV*, L - 20-41, Nov. 16, 2024
 Cedarius Barfield at Fresno State, L - 28-32, Oct. 29, 2022
 Caden McDonald vs. Utah State, L, 13-46, Dec. 4, 2021

SNAPDRAGON STADIUM RECORDS

TEAM SINGLE-GAME

Points

Most Points

- 45 vs. Texas A&M-Commerce (W, 45-14), Aug. 31, 2024
- 43 vs. San Jose State* (W, 43-27), Nov. 12, 2022
- 38 vs. Idaho State (W, 38-7), Sept. 10, 2022
- 36 vs. Idaho State (W, 36-28), Sept. 2, 2023
- 33 vs. Fresno State* (W, 33-18), Nov. 25, 2023
- Opp: 38 by Arizona (L, 20-38), Sept. 3, 2022

Fewest Points Allowed

- 6 vs. Nevada* (L, 0-6), Oct. 21, 2023
- 7 vs. Idaho (W, 38-7), Sept. 10, 2022
- 10 vs. UNLV* (W, 14-10), Nov. 5, 2022
- 13 vs. Ohio (W, 20-13), Aug. 26, 2023
- 13 vs. Air Force* (L, 3-13), Nov. 26, 2022

Most Points / Both Teams

- 70 vs. San Jose State* (W, 43-27), Nov. 12, 2022
- 65 vs. Boise State* (L, 31-34), Sept. 22, 2023
- 64 vs. Idaho State (W, 36-28), Sept. 2, 2023
- 59 vs. Texas A&M-Commerce (W, 45-14), Aug. 31, 2024
- 58 vs. Arizona (L, 20-38), Sept. 3, 2022

Fewest Points / Both Teams

- 6 vs. Nevada* (L, 0-6), Oct. 21, 2023
- 16 vs. Air Force* (L, 3-13), Nov. 26, 2022
- 21 vs. Oregon State (L, 0-21), Sept. 7, 2024
- 24 vs. UNLV* (W, 14-10), Nov. 5, 2022
- 30 vs. Hawai'i* (W, 16-14), Oct. 8, 2022

Largest Margin of Victory

- 31 vs. Texas A&M-Commerce (W, 45-14), Aug. 31, 2024
- 31 vs. Idaho (W, 38-7), Sept. 10, 2022
- 16 vs. San Jose State (W, 43-27), Nov. 12, 2022
- 15 vs. Fresno State* (W, 33-18), Nov. 25, 2023
- 8 vs. Idaho State (W, 36-28), Sept. 2, 2023

Largest Margin of Defeat

- 25 vs. UCLA (L, 10-35), Sept. 9, 2023
- 21 vs. Oregon State (L, 0-21), Sept. 7, 2024
- 18 vs. Arizona (L, 20-38), Sept. 3, 2022
- 10 vs. Air Force* (L, 3-13), Nov. 26, 2022
- 8 vs. Utah State* (L, 24-32 (20T)), Nov. 4, 2023

First Quarter Points

- 14 vs. Idaho (W, 38-7), Sept. 10, 2022
- 10 vs. Idaho State (W, 36-28), Sept. 2, 2023
- 7 vs. Boise State* (L, 31-34), Sept. 22, 2023
- 7 vs. UCLA (L, 20-38), Sept. 9, 2023
- 7 vs. San Jose State* (W, 43-27), Nov. 12, 2022

Opp: 14, twice, last vs. New Mexico* (L, 16-21), Nov. 8, 2024

Second Quarter Points

- 17 vs. San Jose State* (W, 43-27), Nov. 12, 2022
- 14 vs. Hawai'i* (W, 27-24), Oct. 5, 2024
- 13 vs. Fresno State* (W, 33-18), Nov. 25, 2023
- 10 vs. New Mexico* (L, 16-21), Nov. 8, 2024
- 10 vs. Boise State* (L, 31-34), Sept. 22, 2023
- 10 vs. Idaho State (W, 36-28), Sept. 2, 2023
- 10 vs. Arizona (L, 20-38), Sept. 3, 2022
- Opp: 21 by UCLA (L, 10-34), Sept. 9, 2023

Third Quarter Points

- 21 vs. Texas A&M-Commerce (W, 45-14), Aug. 31, 2024
- 14 vs. San Jose State* (W, 43-27), Nov. 12, 2022
- 10 vs. Arizona (L, 20-38), Sept. 3, 2022
- 9 vs. Idaho State (W, 36-28), Sept. 2, 2023
- 7 vs. Fresno State* (W, 33-18), Nov. 25, 2023
- 7 vs. UNLV* (W, 14-10), Nov. 5, 2022
- 7 vs. Hawai'i* (W, 16-14), Oct. 8, 2022
- Opp: 10 by Boise State* (L, 31-34), Sept. 22, 2023

Fourth Quarter Points

- 21 vs. Texas A&M-Commerce (W, 45-14), Aug. 31, 2024
- 14 vs. Oregon State (L, 0-21), Sept. 7, 2024
- 14 vs. Boise State* (L, 31-34), Sept. 22, 2023
- 14 vs. Arizona (L, 20-38), Sept. 3, 2022
- 10 vs. Fresno State* (W, 33-18), Nov. 25, 2023
- 10 vs. Utah State* (L, 24-32 (20T)), Nov. 4, 2023
- 10 vs. Ohio (W, 20-13), Aug. 26, 2023
- Opp: 15, twice, last by Washington State (L, 26-29), Oct. 26, 2024

First Half Points

- 24 vs. San Jose State* (W, 43-27), Nov. 12, 2022
- 21 vs. Idaho State (W, 38-7), Sept. 10, 2022
- 20 vs. Idaho State (W, 36-28), Sept. 2, 2023
- 17 vs. Hawai'i* (W, 27-24), Oct. 5, 2024
- 17 vs. Boise State* (L, 31-34), Sept. 22, 2023
- Opp: 28 by UCLA (L, 10-35), Sept. 9, 2023

Second Half Points

- 42 vs. Texas A&M-Commerce (W, 45-14), Aug. 31, 2024
- 19 vs. San Jose State* (W, 43-27), Nov. 12, 2022
- 17 vs. Fresno State* (W, 33-18), Nov. 25, 2023
- 17 vs. Idaho State (W, 38-7), Sept. 10, 2022
- 16 vs. Idaho State (W, 36-28), Sept. 2, 2023
- Opp: 17 by Boise State* (L, 31-34), Sept. 22, 2023

Most Touchdowns

- 6 vs. Texas A&M-Commerce (W, 45-14), Aug. 31, 2024
- 5 vs. San Jose State* (W, 43-27), Nov. 12, 2022
- 5 vs. Idaho State (W, 38-7), Sept. 10, 2022
- 4 vs. Boise State* (L, 31-34), Sept. 22, 2023
- 4 vs. Idaho State (W, 36-28), Sept. 2, 2023
- Opp: 5, twice, last vs. UCLA (L, 10-35), Sept. 9, 2023

Fewest Touchdowns Allowed

- 0 vs. Nevada* (L, 0-6), Oct. 21, 2023
- 1 vs. Ohio (W, 20-13), Aug. 26, 2023
- 1 vs. Air Force* (L, 3-13), Nov. 26, 2022
- 1 vs. UNLV* (W, 14-10), Nov. 5, 2022
- 1 vs. Idaho (W, 38-7), Sept. 10, 2022

Most Touchdowns / Both Teams

- 9 vs. Idaho State (W, 36-28), Sept. 2, 2023
- 9 vs. San Jose State* (W, 43-27), Nov. 12, 2022
- 8 vs. Texas A&M-Commerce (W, 45-14), Aug. 31, 2024
- 8 vs. Boise State* (L, 31-34), Sept. 22, 2023
- 7 vs. Washington State (L, 26-29), Oct. 26, 2024
- 7 vs. Utah State* (L, 24-32 (20T)), Nov. 4, 2023
- 7 vs. Arizona (L, 20-38), Sept. 3, 2022

Fewest Touchdowns / Both Teams

- 0 vs. Nevada* (L, 0-6), Oct. 21, 2023
- 1 vs. Air Force* (L, 3-13), Nov. 26, 2022
- 3 vs. Oregon State (L, 0-21), Sept. 7, 2024
- 3 vs. Ohio (W, 20-13), Aug. 26, 2023
- 3 vs. UNLV* (W, 14-10), Nov. 5, 2022
- 3 vs. Hawai'i* (W, 16-14), Oct. 8, 2022

Total Offense

Most Total Yards

- 488 vs. Idaho State (W, 38-7), Sept. 10, 2022
- 468 vs. Texas A&M-Commerce (W, 45-14), Aug. 31, 2024
- 439 vs. Boise State* (L, 31-34), Sept. 22, 2023
- 425 vs. San Jose State* (W, 43-27), Nov. 12, 2022
- 417 vs. Hawai'i* (W, 16-14), Oct. 8, 2022
- Opp: 550 by UCLA (L, 10-35), Sept. 9, 2023

Fewest Total Yards Allowed

- 180 vs. Texas A&M-Commerce (W, 45-14), Aug. 31, 2024
- 223 vs. San Jose State* (W, 43-27), Nov. 12, 2022
- 242 vs. Nevada* (L, 0-6), Oct. 21, 2023
- 285 vs. Air Force* (L, 3-13), Nov. 26, 2022
- 325 vs. UNLV* (W, 14-10), Nov. 5, 2022

Most Total Yards / Both Teams

- 842 vs. Boise State* (L, 31-34), Sept. 22, 2023
- 826 vs. Idaho State (W, 38-7), Sept. 10, 2022
- 816 vs. New Mexico* (L, 16-21), Nov. 8, 2024
- 809 vs. UCLA (L, 10-35), Sept. 9, 2023
- 785 vs. Washington State (L, 26-29), Oct. 26, 2024

Fewest Total Yards / Both Teams

- 446 vs. Nevada* (L, 0-6), Oct. 21, 2023
- 472 vs. Air Force* (L, 3-13), Nov. 26, 2022
- 599 vs. Oregon State (L, 0-21), Sept. 7, 2024
- 640 vs. UNLV* (W, 14-10), Nov. 5, 2022
- 648 vs. Texas A&M-Commerce (W, 45-14), Aug. 31, 2024
- 648 vs. San Jose State* (W, 43-27), Nov. 12, 2022

Largest Margin of Total Yards

- 288 vs. Texas A&M-Commerce (W, 45-14), Aug. 31, 2024
- 202 vs. San Jose State* (W, 43-27), Nov. 12, 2022
- 150 vs. Idaho State (W, 38-7), Sept. 10, 2022
- 75 vs. Hawai'i* (W, 16-14), Oct. 8, 2022
- 74 vs. Fresno State* (W, 33-18), Nov. 25, 2023

Most Total Plays

- 88 vs. New Mexico* (L, 16-21), Nov. 8, 2024
- 79 vs. Fresno State* (W, 33-18), Nov. 25, 2023
- 73 vs. Texas A&M-Commerce (W, 45-14), Aug. 31, 2024
- 72 vs. UNLV* (W, 14-10), Nov. 5, 2022
- 71 vs. Washington State (L, 26-29), Oct. 26, 2024
- 71 vs. UCLA (L, 10-35), Sept. 9, 2023
- 71 vs. Utah State* (L, 24-32 (20T)), Nov. 4, 2023
- 71 vs. Hawai'i* (W, 16-14), Oct. 8, 2022
- Opp: 84, twice, by vs. Ohio (W, 20-13), Aug. 26, 2023

Most Total Plays / Both Teams

- 147 vs. New Mexico* (L, 16-21), Nov. 8, 2024
- 147 vs. Utah State* (L, 24-32 (20T)), Nov. 4, 2023
- 145 vs. Idaho State (W, 36-28), Sept. 2, 2023
- 142 vs. Ohio (W, 20-13), Aug. 26, 2023
- 142 vs. Idaho State (W, 38-7), Sept. 10, 2022

Highest Yards Per Play

7.07 vs. Idaho State (W, 38-7), Sept. 10, 2022
 6.97 vs. Boise State* (L, 31-34), Sept. 22, 2023
 6.41 vs. Texas A&M-Commerce (W, 45-14), Aug. 31, 2024
 6.25 vs. San Jose State* (W, 43-27), Nov. 12, 2022
 5.87 vs. Hawai'i* (W, 16-14), Oct. 8, 2022

Opp: 8.09 by UCLA (L, 10-35), Sept. 9, 2023

Fewest Yards Allowed Per Play

3.05 vs. Texas A&M-Commerce (W, 45-14), Aug. 31, 2024
 3.85 vs. Nevada* (L, 0-6), Oct. 21, 2023
 4.07 vs. Air Force* (L, 3-13), Nov. 26, 2022
 4.13 vs. San Jose State* (W, 43-27), Nov. 12, 2022
 4.40 vs. Idaho State (W, 36-28), Sept. 2, 2023

Rushing Offense**Most Rushing Yards**

380 vs. Idaho State (W, 38-7), Sept. 10, 2022
 302 vs. Idaho State (W, 36-28), Sept. 2, 2023
 268 vs. San Jose State* (W, 43-27), Nov. 12, 2022
 254 vs. Texas A&M-Commerce (W, 45-14), Aug. 31, 2024
 226 vs. Fresno State* (W, 33-18), Nov. 25, 2023

Opp: 300 by New Mexico* (L, 16-21), Nov. 8, 2024

Fewest Rushing Yards Allowed

28 vs. San Jose State* (W, 43-27), Nov. 12, 2022
 34 vs. Idaho State (W, 36-28), Sept. 2, 2023
 63 vs. Texas A&M-Commerce (W, 45-14), Aug. 31, 2024
 80 vs. Idaho State (W, 38-7), Sept. 10, 2022
 84 vs. Hawai'i* (W, 27-24), Oct. 5, 2024

Most Rushing Yards / Both Teams

460 vs. Idaho State (W, 38-7), Sept. 10, 2022
 446 vs. New Mexico* (L, 16-21), Nov. 8, 2024
 407 vs. Boise State* (L, 31-34), Sept. 22, 2023
 377 vs. Fresno State* (W, 33-18), Nov. 25, 2023
 339 vs. Toledo (W, 17-10), Sept. 24, 2022

Fewest Rushing Yards / Both Teams

183 vs. Hawai'i* (W, 27-24), Oct. 5, 2024
 185 vs. San Jose State* (W, 43-27), Nov. 12, 2022
 217 vs. UNLV* (W, 14-10), Nov. 5, 2022
 241 vs. Hawai'i* (W, 16-14), Oct. 8, 2022
 244 vs. Washington State (L, 26-29), Oct. 26, 2024

Largest Margin of Rushing Yards

300 vs. Idaho State (W, 38-7), Sept. 10, 2022
 268 vs. Idaho State (W, 36-28), Sept. 2, 2023
 217 vs. Toledo (W, 17-10), Sept. 24, 2022
 191 vs. Texas A&M-Commerce (W, 45-14), Aug. 31, 2024
 129 vs. San Jose State* (W, 43-27), Nov. 12, 2022

Most Rushing Attempts

53 vs. Fresno State* (W, 33-18), Nov. 25, 2023
 47 vs. Idaho State (W, 36-28), Sept. 2, 2023
 46 vs. New Mexico* (L, 16-21), Nov. 8, 2024
 45 vs. San Jose State* (W, 43-27), Nov. 12, 2022
 43 vs. Idaho State (W, 38-7), Sept. 10, 2022

Opp: 66 by Air Force* (L, 3-13), Nov. 26, 2022

Most Rushing Attempts / Both Teams

81 vs. New Mexico* (L, 16-21), Nov. 8, 2024
 81 vs. Boise State* (L, 31-34), Sept. 22, 2023
 81 vs. Air Force* (L, 3-13), Nov. 26, 2022
 81 vs. Arizona (L, 20-38), Sept. 3, 2022
 76 vs. Oregon State (L, 0-21), Sept. 7, 2024
 76 vs. Idaho State (W, 38-7), Sept. 10, 2022

Highest Rushing Yards Per Carry

8.84 vs. Idaho State (W, 38-7), Sept. 10, 2022
 6.58 vs. Toledo (W, 17-10), Sept. 24, 2022
 6.43 vs. Idaho State (W, 36-28), Sept. 2, 2023
 6.35 vs. Texas A&M-Commerce (W, 45-14), Aug. 31, 2024
 4.68 vs. Ohio (W, 20-13), Aug. 26, 2023

Opp: 8.57 by New Mexico* (L, 16-21), Nov. 8, 2024

Most Rushing Touchdowns

4 vs. Idaho State (W, 36-28), Sept. 2, 2023
 3 vs. Boise State* (L, 31-34), Sept. 22, 2023
 3 vs. Idaho State (W, 38-7), Sept. 10, 2022
 2, five times, last vs. Washington State (L, 26-29), Oct. 26, 2024

Opp: 3 by Boise State* (L, 31-34), Sept. 22, 2023

Passing Offense**Most Passing Yards**

322 vs. Hawai'i* (W, 16-14), Oct. 8, 2022
 284 vs. Washington State (L, 26-29), Oct. 26, 2024
 273 vs. Boise State* (L, 31-34), Sept. 22, 2023
 268 vs. San Jose State* (W, 43-27), Nov. 12, 2022
 263 vs. Utah State* (L, 24-32 (20T)), Nov. 4, 2023

Opp: 299 by Arizona (L, 20-38), Sept. 3, 2022

Fewest Passing Yards Allowed

14 vs. Air Force* (L, 3-13), Nov. 26, 2022
 98 vs. Nevada* (L, 0-6), Oct. 21, 2023
 117 vs. Texas A&M-Commerce (W, 45-14), Aug. 31, 2024
 175 vs. New Mexico* (L, 16-21), Nov. 8, 2024
 183 vs. Oregon State (L, 0-21), Sept. 7, 2024

Most Passing Yards / Both Teams

541 vs. Washington State (L, 26-29), Oct. 26, 2024
 518 vs. Hawai'i* (W, 16-14), Oct. 8, 2022
 496 vs. Hawai'i* (W, 27-24), Oct. 5, 2024
 492 vs. Utah State* (L, 24-32 (20T)), Nov. 4, 2023
 492 vs. UCLA (L, 10-35), Sept. 9, 2023

Fewest Passing Yards / Both Teams

145 vs. Nevada* (L, 0-6), Oct. 21, 2023
 202 vs. Air Force* (L, 3-13), Nov. 26, 2022
 290 vs. Oregon State (L, 0-21), Sept. 7, 2024
 319 vs. Toledo (W, 17-10), Sept. 24, 2022
 331 vs. Texas A&M-Commerce (W, 45-14), Aug. 31, 2024

Largest Margin of Passing Yards

174 vs. Air Force* (L, 3-13), Nov. 26, 2022
 126 vs. Hawai'i* (W, 16-14), Oct. 8, 2022
 111 vs. Boise State* (L, 31-34), Sept. 22, 2023
 97 vs. Texas A&M-Commerce (W, 45-14), Aug. 31, 2024
 73 vs. San Jose State* (W, 43-27), Nov. 12, 2022

Most Passing Attempts

42 vs. New Mexico* (L, 16-21), Nov. 8, 2024
 41 vs. Washington State (L, 26-29), Oct. 26, 2024
 40 vs. Utah State* (L, 24-32 (20T)), Nov. 4, 2023
 38 vs. UCLA (L, 10-35), Sept. 9, 2023
 36 vs. Hawai'i* (W, 16-14), Oct. 8, 2022

Opp: 63 vs. Idaho State (W, 36-28), Sept. 2, 2023

Most Passing Attempts / Both Teams

83 vs. Idaho State (W, 36-28), Sept. 2, 2023
 79 vs. Ohio (W, 20-13), Aug. 26, 2023
 77 vs. Hawai'i* (W, 27-24), Oct. 5, 2024
 72 vs. Utah State* (L, 24-32 (20T)), Nov. 4, 2023
 70 vs. Hawai'i* (W, 16-14), Oct. 8, 2022

Most Passing Completions

28 vs. Washington State (L, 26-29), Oct. 26, 2024
 26 vs. New Mexico* (L, 16-21), Nov. 8, 2024
 26 vs. Utah State* (L, 24-32 (20T)), Nov. 4, 2023
 24 vs. Hawai'i* (W, 27-24), Oct. 5, 2024
 24 vs. Hawai'i* (W, 16-14), Oct. 8, 2022

Opp: 30 by Idaho State (W, 36-28), Sept. 2, 2023

Most Passing Completions / Both Teams

50 vs. Hawai'i* (W, 27-24), Oct. 5, 2024
 49 vs. Utah State* (L, 24-32 (20T)), Nov. 4, 2023
 47 vs. Washington State (L, 26-29), Oct. 26, 2024
 44 vs. Hawai'i* (W, 16-14), Oct. 8, 2022
 43 vs. Idaho State (W, 36-28), Sept. 2, 2023
 43 vs. Ohio (W, 20-13), Aug. 26, 2023

Highest Pass Efficiency Rating

206.14 vs. San Jose State* (W, 43-27), Nov. 12, 2022
 187.07 vs. Boise State* (L, 31-34), Sept. 22, 2023
 150.97 vs. Hawai'i* (W, 16-14), Oct. 8, 2022
 141.14 vs. Texas A&M-Commerce (W, 45-14), Aug. 31, 2024
 139.98 vs. Utah State* (L, 24-32 (20T)), Nov. 4, 2023

Opp: 181.94 vs. UCLA (L, 10-35), Sept. 9, 2023

Most Passing Touchdowns

3 vs. Utah State* (L, 24-32 (20T)), Nov. 4, 2023
 3 vs. San Jose State* (W, 43-27), Nov. 12, 2022
 2 vs. Texas A&M-Commerce (W, 45-14), Aug. 31, 2024
 2 vs. Ohio (W, 20-13), Aug. 26, 2023
 2 vs. UNLV* (W, 14-10), Nov. 5, 2022

Opp: 4 by Arizona (L, 20-38), Sept. 3, 2022

Turnovers**Most Turnovers Gained**

4 vs. UNLV* (W, 14-10), Nov. 5, 2022
 4 vs. Toledo (W, 17-10), Sept. 24, 2022
 3 vs. Texas A&M-Commerce (W, 45-14), Aug. 31, 2024
 3 vs. Idaho State (W, 36-28), Sept. 2, 2023
 3 vs. Ohio (W, 20-13), Aug. 26, 2023

Opp: 3, three times, last by UCLA (L, 10-35), Sept. 9, 2023

Most Interceptions

3 vs. Idaho State (W, 36-28), Sept. 2, 2023
 3 vs. Ohio (W, 20-13), Aug. 26, 2023
 3 vs. Toledo (W, 17-10), Sept. 24, 2022
 2 vs. UNLV* (W, 14-10), Nov. 5, 2022
 1, five times, last vs. Hawai'i* (W, 27-24), Oct. 5, 2024

Opp: 3 by UCLA (L, 10-35), Sept. 9, 2023

Most Fumbles Forced

2 vs. Texas A&M-Commerce (W, 45-14), Aug. 31, 2024
 2 vs. UCLA (L, 10-35), Sept. 9, 2023
 2 vs. UNLV* (W, 14-10), Nov. 5, 2022
 1 vs. Utah State* (L, 24-32 (20T)), Nov. 4, 2023
 1 vs. Toledo (W, 17-10), Sept. 24, 2022

Opp: 3 by Idaho State (W, 36-28), Sept. 2, 2023

Most Fumbles Recovered

2 vs. Texas A&M-Commerce (W, 45-14), Aug. 31, 2024
 2 vs. UCLA (L, 10-35), Sept. 9, 2023
 2 vs. UNLV* (W, 14-10), Nov. 5, 2022
 1 vs. Washington State (L, 26-29), Oct. 26, 2024
 1 vs. Hawai'i* (W, 16-14), Oct. 8, 2022

Opp: 2, three times, last vs. Boise State* (L, 31-34), Sept. 22, 2023

Most Turnovers / Both Teams

6 vs. Idaho State (W, 36-28), Sept. 2, 2023
 5 vs. UCLA (L, 10-35), Sept. 9, 2023
 5 vs. UNLV* (W, 14-10), Nov. 5, 2022
 5 vs. Toledo (W, 17-10), Sept. 24, 2022
 4 vs. Ohio (W, 20-13), Aug. 26, 2023
 4 vs. Arizona (L, 20-38), Sept. 3, 2022

Special Teams**Most Field Goals**

4 vs. Fresno State* (W, 33-18), Nov. 25, 2023
 3 vs. New Mexico* (L, 16-21), Nov. 8, 2024
 3 vs. Hawai'i* (W, 16-14), Oct. 8, 2022
 2, six times, last vs. Washington State (L, 26-29), Oct. 26, 2024
Opp: 2, four times, last by Nevada* (L, 0-6), Oct. 21, 2023

Most Punts

9 vs. Toledo (W, 17-10), Sept. 24, 2022
 8 vs. Oregon State (L, 0-21), Sept. 7, 2024
 7 vs. UCLA (L, 10-35), Sept. 9, 2023
 6 vs. Utah State* (L, 24-32 (20T)), Nov. 4, 2023
 6 vs. Nevada* (L, 0-6), Oct. 21, 2023
 6 vs. Air Force* (L, 3-13), Nov. 26, 2022
 6 vs. UNLV* (W, 14-10), Nov. 5, 2022
 6 vs. Idaho State (W, 38-7), Sept. 10, 2022
Opp: 11 by Idaho State (W, 38-7), Sept. 10, 2022

Fewest Punts

2 vs. San Jose State* (W, 43-27), Nov. 12, 2022
 3 vs. Texas A&M-Commerce (W, 45-14), Aug. 31, 2024
 3 vs. Fresno State* (W, 33-18), Nov. 25, 2023
 3 vs. Boise State* (L, 31-34), Sept. 22, 2023
 3 vs. Ohio (W, 20-13), Aug. 26, 2023
Opp: 3, twice, last by Washington State (L, 26-29), Oct. 26, 2024

Highest Punt Average (min. 3 punts)

56.3 vs. Ohio (W, 20-13), Aug. 26, 2023
 50.2 vs. UNLV* (W, 14-10), Nov. 5, 2022
 47.6 vs. Hawai'i* (W, 27-24), Oct. 5, 2024
 47.5 vs. Utah State* (L, 24-32 (20T)), Nov. 4, 2023
 47.5 vs. Idaho State (W, 38-7), Sept. 10, 2022
Opp: 50.8, by Boise State* (L, 31-34), Sept. 22, 2023

Most Kick Returns

4 vs. New Mexico* (L, 16-21), Nov. 8, 2024
 4 vs. Idaho State (W, 36-28), Sept. 2, 2023
 4 vs. Air Force* (L, 3-13), Nov. 26, 2022
 4 vs. San Jose State* (W, 43-27), Nov. 12, 2022
 3, six times, last vs. Washington State (L, 26-29), Oct. 26, 2024
Opp: 6 by Fresno State* (W, 33-18), Nov. 25, 2023

Most Kick Return Yards

125 vs. San Jose State* (W, 43-27), Nov. 12, 2022
 105 vs. New Mexico* (L, 16-21), Nov. 8, 2024
 104 vs. Boise State* (L, 31-34), Sept. 22, 2023
 83 vs. Air Force* (L, 3-13), Nov. 26, 2022
 80 vs. Idaho State (W, 36-28), Sept. 2, 2023
Opp: 130 by Fresno State* (W, 33-18), Nov. 25, 2023

Highest Kick Return Average (min. 2 KR)

34.7 vs. Boise State* (L, 31-34), Sept. 22, 2023
 31.2 vs. San Jose State* (W, 43-27), Nov. 12, 2022
 28.5 vs. Idaho State (W, 38-7), Sept. 10, 2022
 26.2 vs. New Mexico* (L, 16-21), Nov. 8, 2024
 25.3 vs. Toledo (W, 17-10), Sept. 24, 2022
Opp: 30.3 vs. Idaho State (W, 36-28), Sept. 2, 2023

Most Punt Returns

7 vs. Idaho State (W, 38-7), Sept. 10, 2022
 5 vs. Utah State* (L, 24-32 (20T)), Nov. 4, 2023
 3 vs. Hawai'i* (W, 27-24), Oct. 5, 2024
 3 vs. Boise State* (L, 31-34), Sept. 22, 2023
 3 vs. UNLV* (W, 14-10), Nov. 5, 2022
Opp: 3, four times, last by Oregon State (L, 0-21), Sept. 7, 2024

Most Punt Return Yards

73 vs. Idaho State (W, 38-7), Sept. 10, 2022
 61 vs. Boise State* (L, 31-34), Sept. 22, 2023
 35 vs. Utah State* (L, 24-32 (20T)), Nov. 4, 2023
 34 vs. Hawai'i* (W, 27-24), Oct. 5, 2024
 23 vs. Arizona (L, 20-38), Sept. 3, 2022
Opp: 24 by Toledo (W, 17-10), Sept. 24, 2022

Highest Punt Return Average (min. 2 PR)

20.3 vs. Boise State* (L, 31-34), Sept. 22, 2023
 11.5 vs. Arizona (L, 20-38), Sept. 3, 2022
 11.3 vs. Hawai'i* (W, 27-24), Oct. 5, 2024
 10.4 vs. Idaho State (W, 38-7), Sept. 10, 2022
 8.5 vs. Idaho State (W, 36-28), Sept. 2, 2023
Opp: 12.0 by Toledo (W, 17-10), Sept. 24, 2022

Miscellaneous**Most Time of Possession**

40:51 vs. Fresno State* (W, 33-18), Nov. 25, 2023
 39:30 vs. San Jose State* (W, 43-27), Nov. 12, 2022
 36:10 vs. Hawai'i* (W, 16-14), Oct. 8, 2022
 35:02 vs. New Mexico* (L, 16-21), Nov. 8, 2024
 34:55 vs. UCLA (L, 10-35), Sept. 9, 2023
Opp: 41:07 by Oregon State (L, 0-21), Sept. 7, 2024

Most Penalties

16 vs. Texas A&M-Commerce (W, 45-14), Aug. 31, 2024
 14 vs. Idaho State (W, 36-28), Sept. 2, 2023
 11 vs. Toledo (W, 17-10), Sept. 24, 2022
 9 vs. Hawai'i* (W, 27-24), Oct. 5, 2024
 9 vs. Utah State* (L, 24-32 (20T)), Nov. 4, 2023
Opp: 15, by Texas A&M-Commerce (W, 45-14), Aug. 31, 2024

Fewest Penalties

2 vs. Fresno State* (W, 33-18), Nov. 25, 2023
 2 vs. UNLV* (W, 14-10), Nov. 5, 2022
 4 vs. UCLA (L, 10-35), Sept. 9, 2023
 4 vs. Hawai'i* (W, 16-14), Oct. 8, 2022
 5 vs. Boise State* (L, 31-34), Sept. 22, 2023
Opp: 1, twice, last: by Fresno State* (W, 33-18), Nov. 25, 2023

Most Penalties / Both Teams

31 vs. Texas A&M-Commerce (W, 45-14), Aug. 31, 2024
 20 vs. Idaho State (W, 36-28), Sept. 2, 2023
 17 vs. Nevada* (L, 0-6), Oct. 21, 2023
 17 vs. Toledo (W, 17-10), Sept. 24, 2022
 16 vs. New Mexico* (L, 16-21), Nov. 8, 2024
 16 vs. Hawai'i* (W, 27-24), Oct. 5, 2024

Fewest Penalties / Both Teams

3 vs. Fresno State* (W, 33-18), Nov. 25, 2023
 6 vs. UNLV* (W, 14-10), Nov. 5, 2022
 6 vs. Hawai'i* (W, 16-14), Oct. 8, 2022
 8 vs. San Jose State* (W, 43-27), Nov. 12, 2022
 9 vs. Boise State* (L, 31-34), Sept. 22, 2023

Most Penalty Yards

149 vs. Texas A&M-Commerce (W, 45-14), Aug. 31, 2024
 125 vs. Idaho State (W, 36-28), Sept. 2, 2023
 104 vs. Hawai'i* (W, 27-24), Oct. 5, 2024
 103 vs. Toledo (W, 17-10), Sept. 24, 2022
 84 vs. Utah State* (L, 24-32 (20T)), Nov. 4, 2023
Opp: 124 by Texas A&M-Commerce (W, 45-14), Aug. 31, 2024

Fewest Penalty Yards

10 vs. Fresno State* (W, 33-18), Nov. 25, 2023
 15 vs. UNLV* (W, 14-10), Nov. 5, 2022
 23 vs. Boise State* (L, 31-34), Sept. 22, 2023
 33 vs. Hawai'i* (W, 16-14), Oct. 8, 2022
 37 vs. Arizona (L, 20-38), Sept. 3, 2022
Opp: 5 by San Jose State* (W, 43-27), Nov. 12, 2022

Most Penalty Yards / Both Teams

273 vs. Texas A&M-Commerce (W, 45-14), Aug. 31, 2024
 188 vs. Idaho State (W, 36-28), Sept. 2, 2023
 179 vs. Hawai'i* (W, 27-24), Oct. 5, 2024
 169 vs. New Mexico* (L, 16-21), Nov. 8, 2024
 156 vs. Toledo (W, 17-10), Sept. 24, 2022

Fewest Penalty Yards / Both Teams

18 vs. Fresno State* (W, 33-18), Nov. 25, 2023
 44 vs. Hawai'i* (W, 16-14), Oct. 8, 2022
 51 vs. UNLV* (W, 14-10), Nov. 5, 2022
 58 vs. Boise State* (L, 31-34), Sept. 22, 2023
 70 vs. San Jose State* (W, 43-27), Nov. 12, 2022

Most First Downs

26 vs. New Mexico* (L, 16-21), Nov. 8, 2024
 23 vs. Texas A&M-Commerce (W, 45-14), Aug. 31, 2024
 23 vs. San Jose State* (W, 43-27), Nov. 12, 2022
 22 vs. Boise State* (L, 31-34), Sept. 22, 2023
 22 vs. Hawai'i* (W, 16-14), Oct. 8, 2022
Opp: 26 by UCLA (L, 10-35), Sept. 9, 2023

Fewest First Downs Allowed

14 vs. Air Force* (L, 3-13), Nov. 26, 2022
 14 vs. San Jose State* (W, 43-27), Nov. 12, 2022
 14 vs. UNLV* (W, 14-10), Nov. 5, 2022
 14 vs. Idaho State (W, 38-7), Sept. 10, 2022
 17 vs. Texas A&M-Commerce (W, 45-14), Aug. 31, 2024
 17 vs. Fresno State* (W, 33-18), Nov. 25, 2023
 17 vs. Nevada* (L, 0-6), Oct. 21, 2023
 17 vs. Hawai'i* (W, 16-14), Oct. 8, 2022

Most First Downs / Both Teams

47 vs. New Mexico* (L, 16-21), Nov. 8, 2024
 43 vs. Washington State (L, 26-29), Oct. 26, 2024
 43 vs. Hawai'i* (W, 27-24), Oct. 5, 2024
 43 vs. UCLA (L, 10-35), Sept. 9, 2023
 41 vs. Boise State* (L, 31-34), Sept. 22, 2023
 41 vs. Idaho State (W, 36-28), Sept. 2, 2023
 41 vs. Ohio (W, 20-13), Aug. 26, 2023

Fewest First Downs / Both Teams

22 vs. Air Force* (L, 3-13), Nov. 26, 2022
 28 vs. Nevada* (L, 0-6), Oct. 21, 2023
 30 vs. Oregon State (L, 0-21), Sept. 7, 2024
 33 vs. Idaho State (W, 38-7), Sept. 10, 2022
 34 vs. UNLV* (W, 14-10), Nov. 5, 2022

Most Third Down Conversions

11 vs. New Mexico* (L, 16-21), Nov. 8, 2024
 8 vs. Fresno State* (W, 33-18), Nov. 25, 2023
 7 vs. Utah State* (L, 24-32 (20T)), Nov. 4, 2023
 7 vs. Boise State* (L, 31-34), Sept. 22, 2023
 7 vs. Hawai'i* (W, 16-14), Oct. 8, 2022

Opp: 9, by Oregon State (L, 0-21), Sept. 7, 2024

Fewest Third Down Conversions Allowed

1 vs. Fresno State* (W, 33-18), Nov. 25, 2023
 3 vs. Nevada* (L, 0-6), Oct. 21, 2023
 3 vs. Hawai'i* (W, 16-14), Oct. 8, 2022
 4 vs. Texas A&M-Commerce (W, 45-14), Aug. 31, 2024
 4 vs. Air Force* (L, 3-13), Nov. 26, 2022

Highest Third-Down Conversion Percentage

55.0 vs. New Mexico* (L, 16-21), Nov. 8, 2024
 53.8 vs. Boise State* (L, 31-34), Sept. 22, 2023
 46.2 vs. San Jose State* (W, 43-27), Nov. 12, 2022
 43.8 vs. Hawai'i* (W, 16-14), Oct. 8, 2022
 42.1 vs. Fresno State* (W, 33-18), Nov. 25, 2023

Opp: 57.1 vs. Hawai'i* (W, 27-24), Oct. 5, 2024

Lowest Third-Down Conversion Percentage Allowed

11.1 vs. Fresno State* (W, 33-18), Nov. 25, 2023
 23.5 vs. Air Force* (L, 3-13), Nov. 26, 2022
 25.0 vs. Nevada* (L, 0-6), Oct. 21, 2023
 30.0 vs. Hawai'i* (W, 16-14), Oct. 8, 2022
 31.6 vs. Idaho State (W, 38-7), Sept. 10, 2022

Highest Attendance

34,046 vs. Arizona (L, 20-38), Sept. 3, 2022
 33,073 vs. Hawai'i* (W, 16-14), Oct. 8, 2022
 32,017 vs. UCLA (L, 10-35), Sept. 9, 2023
 31,307 vs. Hawai'i* (W, 27-24), Oct. 5, 2024
 28,854 vs. UNLV* (W, 14-10), Nov. 5, 2022

Warmest Temperature (at Kickoff)

100 vs. Arizona (L, 20-38), Sept. 3, 2022
 87 vs. Oregon State (L, 0-21), Sept. 7, 2024
 86 vs. Toledo (W, 17-10), Sept. 24, 2022
 85 vs. UCLA (L, 10-35), Sept. 9, 2023
 83 vs. Ohio (W, 20-13), Aug. 26, 2023
 83 vs. Idaho State (W, 38-7), Sept. 10, 2022

Coldest Temperature (at Kickoff)

55 vs. Fresno State* (W, 33-18), Nov. 25, 2023
 55 vs. San Jose State* (W, 43-27), Nov. 12, 2022
 58 vs. New Mexico* (L, 16-21), Nov. 8, 2024
 59 vs. Air Force* (L, 3-13), Nov. 26, 2022
 65 vs. Boise State* (L, 31-34), Sept. 22, 2023

INDIVIDUAL SINGLE-GAME**Most Rushing Yards**

223, Marquez Cooper vs. Texas A&M-Commerce, Aug. 31, 2024
 132, Jalen Mayden vs. Idaho State, Sept. 2, 2023
 123, Marquez Cooper vs. New Mexico*, Nov. 8, 2024
 115, Jordan Byrd vs. Toledo, Sept. 24, 2022
 109, Marquez Cooper vs. Hawai'i, Oct. 5, 2024

Opp: 205, Ashton Jeanty, Boise State*, Sept. 22, 2023

Most Rushing Attempts

35, Marquez Cooper vs. New Mexico*, Nov. 8, 2024
 30, Marquez Cooper vs. Hawai'i, Oct. 5, 2024
 27, Marquez Cooper vs. Texas A&M-Commerce, Aug. 31, 2024
 18, Marquez Cooper vs. Washington State, Oct. 26, 2024
 16, Jalen Mayden vs. Boise State*, Sept. 22, 2023
 16, Jordan Byrd vs. Toledo, Sept. 24, 2022

Opp: 35, Brad Roberts, Air Force*, Nov. 26, 2022

Most Rushing Touchdowns

2, Marquez Cooper vs. Washington State, Oct. 26, 2024
 2, Marquez Cooper vs. Hawai'i, Oct. 5, 2024
 2, Marquez Cooper vs. Texas A&M-Commerce, Aug. 31, 2024
 2, Jaylon Armstead vs. Boise State*, Sept. 22, 2023
 2, Jalen Mayden vs. Idaho State, Sept. 2, 2023
 2, Jordan Byrd vs. Toledo, Sept. 24, 2022

Opp: 2, three times, most recent Eli Sanders, New Mexico*, Nov. 8, 2024

Longest Rush

70t, Jalen Mayden vs. Fresno State*, Nov. 25, 2023
 62, Lucky Sutton vs. Utah State*, Nov. 4, 2023
 61, Jaylon Armstead vs. Idaho State, Sept. 10, 2022
 56t, Jalen Mayden vs. Idaho State, Sept. 2, 2023
 53t, Jordan Byrd vs. Idaho State, Sept. 10, 2022

Opp: 68t, Eli Sanders, New Mexico*, Nov. 8, 2024

Most Passing Yards

322, Jalen Mayden vs. Hawai'i*, Oct. 8, 2022
 268, Jalen Mayden vs. San Jose State*, Nov. 12, 2022
 265, Jalen Mayden vs. Utah State*, Nov. 4, 2023
 241, Jalen Mayden vs. Boise State*, Sept. 22, 2023
 224, Danny O'Neil vs. Hawai'i, Oct. 5, 2024

Opp: 299, Jayden de Laura, Arizona, Sept. 3, 2022

Most Passing Attempts

41, Danny O'Neil vs. New Mexico*, Nov. 8, 2024
 39, Jalen Mayden vs. Utah State*, Nov. 4, 2023
 37, Jalen Mayden vs. UCLA, Sept. 9, 2023
 36, Jalen Mayden vs. Hawai'i*, Oct. 8, 2022
 34, Danny O'Neil vs. Washington State, Oct. 26, 2024

Opp: 44, Brayden Schager, Hawai'i, Oct. 5, 2024

Most Passing Completions

26, Danny O'Neil vs. New Mexico*, Nov. 8, 2024
 25, Jalen Mayden vs. Utah State*, Nov. 4, 2023
 24, Danny O'Neil vs. Hawai'i, Oct. 5, 2024
 24, Jalen Mayden vs. Hawai'i*, Oct. 8, 2022
 22, Danny O'Neil vs. Washington State, Oct. 26, 2024
 22, Danny O'Neil vs. Texas A&M-Commerce, Aug. 31, 2024

Opp: 26, Brayden Schager, Hawai'i, Oct. 5, 2024

Highest Pass Efficiency Rating (min. 12 att.)

215.51, Jalen Mayden vs. San Jose State*, Nov. 12, 2022
 179.75, Jalen Mayden vs. Boise State*, Sept. 22, 2023
 150.97, Jalen Mayden vs. Hawai'i*, Oct. 8, 2022
 141.44, Jalen Mayden vs. Utah State*, Nov. 4, 2023
 141.14, Danny O'Neil vs. Texas A&M-Commerce, Aug. 31, 2024

Opp: 210.85, Cooper Legas, Utah State*, Nov. 4, 2023

Most Passing Touchdowns

3, Jalen Mayden vs. Utah State*, Nov. 4, 2023
 3, Jalen Mayden vs. San Jose State*, Nov. 12, 2022
 2, Danny O'Neil vs. Texas A&M-Commerce, Aug. 31, 2024
 2, Jalen Mayden vs. Ohio, Aug. 26, 2023
 2, Jalen Mayden vs. UNLV*, Nov. 5, 2022

Opp: 4, Jayden de Laura, Arizona, Sept. 3, 2022

Longest Pass

66t, Jalen Mayden vs. San Jose State*, Nov. 12, 2022
 48, Danny O'Neil vs. Hawai'i*, Oct. 5, 2024
 44t, Danny O'Neil vs. Texas A&M-Commerce, Aug. 31, 2024
 42, Jalen Mayden vs. Hawai'i*, Oct. 8, 2022
 41, Jalen Mayden vs. Hawai'i*, Oct. 8, 2022

Opp: 81t, Dante Moore, UCLA, Sept. 9, 2023

Most Receptions

10, Ja'Shaun Poke vs. Washington State, Oct. 26, 2024
 9, Jordan Napier vs. New Mexico*, Nov. 8, 2024
 8, Kenan Christon vs. Utah State*, Nov. 4, 2023
 8, Tyrell Shavers vs. Hawai'i*, Oct. 8, 2022
 6, Michael Harrison vs. Washington State, Oct. 26, 2024
 6, Ja'Shaun Poke vs. Texas A&M-Commerce, Aug. 31, 2024
 6, Jesse Matthews vs. Hawai'i*, Oct. 8, 2022

Opp: 10, Sam Wiglus, Ohio, Aug. 26, 2023

Most Receiving Yards

149, Tyrell Shavers vs. Hawai'i*, Oct. 8, 2022
 117, Baylin Brooks vs. Boise State*, Sept. 22, 2023
 111, Tyrell Shavers vs. San Jose State*, Nov. 12, 2022
 97, Brionne Penny vs. Boise State*, Sept. 22, 2023
 91, Louis Brown IV vs. Texas A&M-Commerce, Aug. 31, 2024

Opp: 152, Jacob Cowing, Arizona, Sept. 3, 2022

Most Receiving Touchdowns

2, Mark Redman vs. Ohio, Aug. 26, 2023
 1, 19 times, last Marquez Cooper vs. New Mexico*, Nov. 8, 2024
 Opp: 3, Jacob Cowing, Arizona, Sept. 3, 2022

Longest Reception

66t, Tyrell Shavers vs. San Jose State*, Nov. 12, 2022
 48, Nate Bennett vs. Hawai'i*, Oct. 5, 2024
 44t, Louis Brown IV vs. Texas A&M-Commerce, Aug. 31, 2024
 42, Tyrell Shavers vs. Hawai'i*, Oct. 8, 2022
 41, Tyrell Shavers vs. Hawai'i*, Oct. 8, 2022

Opp: 81t, Josiah Norwood, UCLA, Sept. 9, 2023

Most Total Offense Yards

331, Jalen Mayden vs. Hawai'i*, Oct. 8, 2022
 329, Jalen Mayden vs. San Jose State*, Nov. 12, 2022
 326, Jalen Mayden vs. Boise State*, Sept. 22, 2023
 285, Jalen Mayden vs. Fresno State*, Nov. 25, 2023
 260, Jalen Mayden vs. Utah State*, Nov. 4, 2023

Opp: 302, Devon Dampier, New Mexico*, Nov. 8, 2024

Most All-Purpose Yards

233, Marquez Cooper vs. Texas A&M-Commerce, Aug. 31, 2024
 169, Jordan Byrd vs. Idaho State, Sept. 10, 2022
 163, Jordan Byrd vs. Toledo, Sept. 24, 2022
 152, Kenan Christon vs. Boise State*, Sept. 22, 2023
 149, Tyrell Shavers vs. Hawai'i*, Oct. 8, 2022
Opp: 254, Ashton Jeanty, Boise State*, Sept. 22, 2023

Most Points

12, Marquez Cooper vs. Washington State, Oct. 26, 2024
 12, Marquez Cooper vs. Hawai'i*, Oct. 5, 2024
 12, Marquez Cooper vs. Texas A&M-Commerce, Aug. 31, 2024
 12, Jaylon Armstead vs. Boise State*, Sept. 22, 2023
 12, Jalen Mayden vs. Idaho State, Sept. 2, 2023
 12, Mark Redman vs. Ohio, Aug. 26, 2023
 12, Jordan Byrd vs. Toledo, Sept. 24, 2022
 12, Jordan Byrd vs. Arizona, Sept. 3, 2022
Opp: 18, Jacob Cowing, Arizona, Sept. 3, 2022

Most Touchdowns

2, Marquez Cooper vs. Washington State, Oct. 26, 2024
 2, Marquez Cooper vs. Hawai'i*, Oct. 5, 2024
 2, Marquez Cooper vs. Texas A&M-Commerce, Aug. 31, 2024
 2, Jaylon Armstead vs. Boise State*, Sept. 22, 2023
 2, Jalen Mayden vs. Idaho State, Sept. 2, 2023
 2, Mark Redman vs. Ohio, Aug. 26, 2023
 2, Jordan Byrd vs. Toledo, Sept. 24, 2022
 2, Jordan Byrd vs. Arizona, Sept. 3, 2022
Opp: 3, Jacob Cowing, Arizona, Sept. 3, 2022

Most Tackles

13, Cody Moon vs. Utah State*, Nov. 4, 2023
 12, Zyrrus Fiaseu vs. UCLA, Sept. 9, 2023
 12, Cody Moon vs. Ohio, Aug. 26, 2023
 12, Michael Shawcroft vs. Air Force*, Nov. 26, 2022
 12, Jonah Tavai vs. Air Force*, Nov. 26, 2022
Opp: 15, Brandon Tucker Jr., Texas A&M-Commerce, Aug. 31, 2024

Most Tackles For Loss

4.0, Trey White vs. Hawai'i*, Oct. 5, 2024
 3.0, Zyrrus Fiaseu vs. Utah State*, Nov. 4, 2023
 3.0, Jonah Tavai vs. San Jose State*, Nov. 12, 2022
 2.5, Eric Butler vs. Boise State*, Sept. 22, 2023
 2.5, Caden McDonald vs. Idaho State, Sept. 10, 2022
Opp: 4.5, Jalen Dixon, UNLV*, Nov. 5, 2022

Most Sacks

3.0, Trey White vs. Hawai'i*, Oct. 5, 2024
 3.0, Zyrrus Fiaseu vs. Utah State*, Nov. 4, 2023
 3.0, Jonah Tavai vs. San Jose State*, Nov. 12, 2022
 2.0, Marlem Louis vs. Hawai'i*, Oct. 5, 2024
 1.5, Tupu Alualu vs. Idaho State, Sept. 2, 2023
Opp: Two tied at 2.0

Most Interceptions

1, 16 times, last Jelani Whitmore vs. Hawai'i*, Oct. 5, 2024
Opp: 2, Alex Johnson, UCLA, Sept. 9, 2023

Most Field Goals

4, Jack Browning vs. Fresno State*, Nov. 25, 2023
 3, Gabe Plascencia vs. New Mexico*, Nov. 8, 2024
 3, Jack Browning vs. Hawai'i*, Oct. 8, 2022
 2, Gabe Plascencia vs. Washington State, Oct. 26, 2024
 2, Gabe Plascencia vs. Hawai'i*, Oct. 5, 2024
 2, Jack Browning vs. Ohio, Aug. 26, 2023
 2, Jack Browning vs. Idaho State, Sept. 2, 2023
 2, Jack Browning vs. San Jose State*, Nov. 12, 2022
 2, Jack Browning vs. Arizona, Sept. 3, 2022
Opp: 2, five times, last Brandon Talton, Nevada*, Oct. 21, 2023

Longest Field Goal

50, Gabe Plascencia vs. Texas A&M-Commerce, Aug. 31, 2024
 50, Jack Browning vs. Toledo, Sept. 24, 2022
 49, Jack Browning vs. Ohio, Aug. 26, 2023
 46, Gabe Plascencia vs. Washington State, Oct. 26, 2024
 45, Jack Browning vs. Hawai'i*, Oct. 8, 2022
Opp: 43, Dylan Lynch, Fresno State*, Nov. 25, 2023

Most Punts

9, Jack Browning vs. Toledo, Sept. 24, 2022
 7, Tyler Pastula vs. Oregon State, Sept. 7, 2024
 7, Jack Browning vs. UCLA, Sept. 9, 2023
 6, Jack Browning vs. Utah State*, Nov. 4, 2023
 6, Jack Browning vs. Nevada*, Oct. 21, 2023
 6, Jack Browning vs. Air Force*, Nov. 26, 2022
 6, Jack Browning vs. UNLV*, Nov. 5, 2022
 6, Jack Browning vs. Idaho State, Sept. 10, 2022
Opp: 11, Ian Hershey, Idaho State, Sept. 10, 2022

Highest Punt Average (min. 3 punts)

56.3, Jack Browning vs. Ohio, Aug. 26, 2023
 50.2, Jack Browning vs. UNLV*, Nov. 5, 2022
 48.8, Tyler Pastula vs. Oregon State, Sept. 7, 2024
 47.6, Tyler Pastula vs. Hawai'i*, Oct. 5, 2024
 47.5, Jack Browning vs. Utah State*, Nov. 4, 2023
 47.5, Jack Browning vs. Idaho State, Sept. 10, 2022
Opp: 50.8, James Ferguson-Reynolds, Boise State*, Sept. 22, 2023

Longest Punt

65, Tyler Pastula vs. Hawai'i*, Oct. 5, 2024
 65, Jack Browning vs. Utah State*, Nov. 4, 2023
 64, Tyler Pastula vs. New Mexico*, Nov. 8, 2024
 63, Tyler Pastula vs. Oregon State, Sept. 7, 2024
 61, Jack Browning vs. UNLV*, Nov. 5, 2022
Opp: 67, James Ferguson-Reynolds, Boise State*, Sept. 22, 2023

Most Kick Returns

3, Ja'Shaun Poke vs. Washington State, Oct. 26, 2024
 3, Ja'Shaun Poke vs. Texas A&M-Commerce, Aug. 31, 2024
 3, Kenan Christon vs. Boise State*, Sept. 22, 2023
 3, Jordan Byrd vs. Air Force*, Nov. 26, 2022
 3, Jordan Byrd vs. Arizona, Sept. 3, 2022
Opp: 6, Malik Sherrod, Fresno State*, Nov. 25, 2023

Most Kick Return Yards

112, Jordan Byrd vs. San Jose State*, Nov. 12, 2022
 104, Kenan Christon vs. Boise State*, Sept. 22, 2023
 79, Jordan Napier vs. New Mexico*, Nov. 8, 2024
 64, Jordan Byrd vs. Arizona, Sept. 3, 2022
 61, Ja'Shaun Poke vs. Washington State, Oct. 26, 2024
 61, Jordan Byrd vs. Air Force*, Nov. 26, 2022
Opp: 130, Malik Sherrod, Fresno State*, Nov. 25, 2023

Highest Kick Return Average (min. 2 KR)

56.0, Jordan Byrd vs. San Jose State*, Nov. 12, 2022
 39.5, Jordan Napier vs. New Mexico*, Nov. 8, 2024
 34.7, Kenan Christon vs. Boise State*, Sept. 22, 2023
 22.5, Jordan Byrd vs. Toledo, Sept. 24, 2022
 22.0, Martin Blake vs. Ohio, Aug. 26, 2023
Opp: 30.3, Chedon James, Idaho State, Sept. 2, 2023

Longest Kick Return

95, Jordan Byrd vs. San Jose State*, Nov. 12, 2022
 71, Jordan Byrd vs. UNLV*, Nov. 5, 2022
 61, Jordan Napier vs. New Mexico*, Nov. 8, 2024
 44, Ja'Shaun Poke vs. Texas A&M-Commerce, Aug. 31, 2024
 37, Jack Browning vs. Air Force*, Nov. 26, 2022
Opp: 49, Kaden Dudley, Boise State*, Sept. 22, 2023

Most Punt Returns

4, Mekhi Shaw vs. Utah State*, Nov. 4, 2023
 3, Jordan Byrd vs. UNLV*, Nov. 5, 2022
 3, Jordan Byrd vs. Idaho State, Sept. 10, 2022
 2, eight times, last Mekhi Shaw vs. Hawai'i*, Oct. 5, 2024
Opp: 3, four times, last Trent Walker, Oregon State, Sept. 7, 2024

Most Punt Return Yards

75, Jordan Byrd vs. Idaho State, Sept. 10, 2022
 36, Dez Malone vs. Boise State*, Sept. 22, 2023
 30, Mekhi Shaw vs. Utah State*, Nov. 4, 2023
 25, Cam Davis vs. Boise State*, Sept. 22, 2023
 22, Mekhi Shaw vs. Hawai'i*, Oct. 5, 2024
 22, Jordan Byrd vs. Arizona, Sept. 3, 2022
Opp: 23, Dorian Singer, Arizona, Sept. 3, 2022

Highest Punt Return Average (min. 2 PR)

25.0, Jordan Byrd vs. Idaho State, Sept. 10, 2022
 12.5, Cam Davis vs. Boise State*, Sept. 22, 2023
 11.0, Mekhi Shaw vs. Hawai'i*, Oct. 5, 2024
 8.5, Mekhi Shaw vs. Idaho State, Sept. 2, 2023
 7.5, Mekhi Shaw vs. Utah State*, Nov. 4, 2023
 7.5, Mekhi Shaw vs. UCLA, Sept. 9, 2023
Opp: 12.0, Adam Beale, Toledo, Sept. 24, 2022

Longest Punt Return

66, Jordan Byrd vs. Idaho State, Sept. 10, 2022
 36, Dez Malone vs. Boise State*, Sept. 22, 2023
 22, Jordan Byrd vs. Arizona, Sept. 3, 2022
 21, Cam Davis vs. Boise State*, Sept. 22, 2023
 15, Mekhi Shaw vs. Hawai'i*, Oct. 5, 2024
 15, Mekhi Shaw vs. UCLA, Sept. 9, 2023
Opp: 16, Dorian Singer, Arizona, Sept. 3, 2022