

SAN DIEGO STATE FOOTBALL

Contacts: Jamie McConeghy, Senior Assoc. AD of Communications & Media Relations (jmcconeg@sdsu.edu); Drew Barton, Asst. Communications Director (dbarton@sdsu.edu)

LIVE COVERAGE

TV: KUSI | Stream: Mountain West Network

Steve Quis (play-by-play)

J.R. Tolver (analyst)

Tim Sullivan (producer)



Aztecs Radio Network: San Diego Sports 760

pregame starts two hours before kickoff; postgame show is one hour

Jon Schaeffer (play-by-play)

Rich Ohrnberger (analyst)

Ben Fletcher (pre, half, post)

J.R. Tolver (pre)



Live Stats: GoAztecs.com

THE SERIES (complete series info on pg. 8)

Series: First Meeting

Home: 0-0-0, **Away:** 0-0-0

Snapdragon Stadium: 0-0

LaVelle Stadium: 0-0

Longest SDSU Win Streak: n/a

Longest Stony Brook Win Streak: n/a

2025 SCHEDULE / RESULTS

	Stony Brook Thu., Aug. 28 7 p.m. Snapdragon Stadium KUSI/MWNN
	at Washington State Sat., Sept. 6 7:15 p.m. PT Pullman, Wash. The CW
	California Sat., Sept. 20 7:30 p.m. PT Snapdragon Stadium CBSSN
	at Northern Illinois Sat., Sept. 27 TBA DeKalb, Ill. TBA
	Colorado State* Fri., Oct. 3 7:30 p.m. PT Snapdragon Stadium CBSSN
	at Nevada* Sat., Oct. 11 7:30 p.m. PT Reno, Nev. CBSSN
	at Fresno State* Sat., Oct. 25 TBA Fresno, Calif. FOXSN
	Wyoming* Sat., Nov. 1 4 p.m. PT Snapdragon Stadium CBSSN
	at Hawai'i* Sat., Nov. 8 6 p.m. HT Honolulu, Hawaii Spectrum/MWNN
	(25/25) Boise State* Sat., Nov. 15 7:30 p.m. PT Snapdragon Stadium CBSSN
	San Jose State* Sat., Nov. 22 TBA Snapdragon Stadium FOXSN
	at New Mexico* Fri., Nov. 28 1:30 p.m. MT Albuquerque, N.M. CBSSN

TOC	Page No.	Roster	18-19
Media Availability	2	2-Deep	20
General Notes	3-14	Season-Opener Records	21
Series History	8	Statistics	22-48
MW / Opponent Info	15	Last Time it Happened	49-51
Coaching Staff	16-17	Snapdragon Records	52-57

GAME 1

SAN DIEGO STATE (0-0, 0-0 MW) vs. STONY BROOK (0-0, 0-0 CAA)

Thursday, Aug. 28 ■ 7 p.m. PT ■ San Diego, Calif. ■ Snapdragon Stadium (35,000)



AZTECS

Head Coach: Sean Lewis

Record at SDSU: 3-9 (second season)

Career Record: 27-40 (seventh season)

Lewis Record vs. Stony Brook: 0-0

SEAWOLVES

Head Coach: Billy Cosh

Record at SB: 8-4 (second season)

Career Record: Same

Cosh Record vs. SDSU: 0-0



SAN DIEGO STATE KICKS OFF 2025 SEASON THURSDAY NIGHT AGAINST STONY BROOK

- On Thursday night, San Diego State begins its 103rd season of football, 57th at the Division I level, last in the Mountain West and second under the direction of Sean Lewis, one of the brightest offensive minds in the country.
- The Aztecs welcome Stony Brook at 7 p.m. PT in a game that will be broadcast locally on KUSI and be streamed on the Mountain West Network. The game will also air on San Diego Sports 760, the flagship radio station of San Diego State athletics.
- On July 1, 2026, SDSU officially becomes a member of the new Pac-12 along with league stalwarts Oregon State and Washington State, as well as Boise State, Colorado State, Gonzaga (for men's basketball only), Fresno State, Texas State and Utah State.
- The Aztecs are 62-34 (.646) since the current 12-team Mountain West conference began play in 2013 (includes championship and bowl games), which ranks as the second-best mark in the league behind Boise State (82-18, .800). Utah State (third, .590), Fresno State (fourth, .582) and Colorado State (sixth, .500) each will join SDSU and BS in the new Pac-12 next season.
- The Aztecs were 3-3 halfway through the 2024 campaign but lost their final six games of the season en route to a 3-9 finish.
- SDSU lost three games in 2024 by five or fewer points, going 2-3 on the season in one-score games.
- Lewis began his head coaching career at Kent State in 2018, as the Golden Flashes went 2-10 in his first season at the helm. The following year, Lewis led Kent State to a 7-6 record, including a 6-2 mark in Mid-American Conference play and a berth in the MAC Championship game. The Golden Flashes then went on to win the Frisco Bowl over Utah State, 51-41, the program's first bowl win in program history.
- In the COVID-shortened 2020 season, Kent State led the country in scoring (49.8) and total offense (606.5), ranked second in in pass efficiency rating (191.2) and third down conversion percentage (56.1), third in rushing (283.0) and fourth down conversion percentage (87.5), and 10th in passing (323.5).
- In 2021, Kent State set program records in plays (1,052), yards (6,907), first downs (364), rushing yards (3,482) and passing yards (3,425). Additionally, the Golden Flashes ranked third in the country that year in rushing (248.6) and first downs (364), fourth in total offense (495.2) and 30th in scoring (33.0).
- Lewis departed Kent State to be the offensive coordinator at Colorado in 2023. Over the last two seasons without Lewis at the helm, the Golden Flashes are 1-23 with 21 consecutive losses, including a 0-22 mark against FBS teams and an 0-16 mark in MAC play.
- This will be the fourth season of SDSU playing its home games at Bashor Field at Snapdragon Stadium.
- The Aztecs have posted a .500 or better overall record and a winning record in Mountain West action in 13 of the past 15 seasons, only failing to do so in the past two years.
- SDSU returns seven of its nine all-Mountain West players from a year ago, including first-team EDGE performer Trey White. White had a breakout season in 2024, totaling 60 tackles (40 solo), 18.5 tackles for loss (No. 1 in MW, No. 7 (tied) in FBS), 12.5 sacks (No. 1 in MW, No. 5 (tied) in FBS), two pass breakups and a forced fumble. White was named the MW preseason defensive player of the year earlier this month at the media days in Las Vegas. He is the first San Diego State defensive lineman to be named the MW preseason defensive player of the year and the fourth defensive player overall, joining cornerback Leon McFadden in 2012, cornerback Damontae Kazee in 2016 and safety Patrick McMorris in 2022.
- San Diego State also returns second-team all-league kicker Gabe Plascencia, who has made 12 consecutive field goals, tied for the sixth-longest active streak in the country entering the season and the second longest by an Aztec since at least the 1996 season. Plascencia's 92.9 field goal percentage (13-of-14) last year was a SDSU single-season record. Plascencia was named the MW pre-

COMBINED FB & MBB WINNING PCT. / SINCE 2010

Below is a list of the highest combined football and men's basketball winning pct. (through start of 2025 football season)

Rk.	School	Pct.
1.	Ohio State	.720
2.	San Diego State	.718
3.	Oregon	.716
4.	Duke	.705
5.	Alabama	.696
6.	Wisconsin	.687
7.	Michigan State	.686
8.	Arizona	.6813
9.	Kentucky	.6811
10.	Boise State	.678

TREY WHITE'S NCAA FBS RANKINGS / 2024

Stat	No.	Rk.
Sacks Per Game	1.04	4th
Total Sacks	12.5	T-5th
Total Sack Yards	68	T-13th
Tackles For Loss Per Game	1.54	4th
Total Tackles For Loss	18.5	T-7th
Total TFL Yards	102	7th

* White tied for third in SDSU single-season history last year with 12.5 sacks

MOST CONSECUTIVE FIELD GOALS MADE / ACTIVE / FBS

Rk.	Name, Current School	FGM
1.	Lucas Carneiro, Western Ky.	18
2.	Will Ferrin, Brigham Young	16
3.	Jai Patel, Rutgers	13
	Brock Taylor, Vanderbilt	13
	Dominic Zvada, Michigan	13
6.	Gabe Plascencia, SDSU	12

* Plascencia set a San Diego State single-season record in 2024 in field goal percentage (92.9), making 13 of his 14 attempts

SAN DIEGO STATE MEDIA AVAILABILITY: STONY BROOK

24 SUN	25 MON	26 TUE	27 WED	28 THU	29 FRI	30 SAT
Closed Practice No media availability.	ONLY MEDIA AVAILABILITY OF THE WEEK FOR HC SEAN LEWIS SDSU Media Luncheon 11:45 a.m. - Food arrives Noon - Coach Lewis 12:20 p.m. - Selected players Closed practice Game Notes News Conference Video News Conference Quotes	FINAL MEDIA DAY FOR STUDENT-ATHLETES/ASST. COACHES 8:40-9:10 a.m. - Open Practice Open to media who cover SDSU on a regular basis (must contact athletic communications office). 11 a.m. - Post-practice availability - requests only (up to a max of two) due by 9 a.m.: - Selected players not at Monday's press conference - Assistant coaches	Closed Practice No media availability. 6 p.m. - The Sean Lewis Show live on San Diego Sports 760. Broadcast Flip Card	San Diego State vs. Stony Brook, 7 p.m. PT on KUST/MWN and San Diego Sports 760. Postgame News Conference - San Diego State's locker room is closed. Coach Lewis and selected players will be available after a cooling off period. Contact the media relations office for details. Live: Game Live: Stats Game Stats Postgame Notes Postgame Quotes News Conference Archive Highlights	No media availability.	No media availability.

Items in red are sent out to the media distribution list and/or are available on that day at GoAztecs.com.

SDSU MEDIA RELATIONS

Phone: (619) 594-5547

Fax: (619) 582-6541

Overnight Address:

Aztec Athletics Center, Suite 3014
 5302 55th Street
 San Diego, CA 92182-4309

Website: GoAztecs.com

Public Twitter: GoAztecs

Game Notes Twitter: GoAztecsStats

Jamie McConeghy* | Senior Assoc. AD/Comm. & Media Relations

Office: (619) 594-3023 **Cell:** (607) 435-5577

E-Mail: jmcconeg@sdsu.edu

Drew Barton* | Assistant Communication Director

Office: (619) 594-5548

E-Mail: dbarton@sdsu.edu

Richard Stern | Assistant AD - Communications

Office: (619) 594-5548

E-Mail: rstern@sdsu.edu

Ben Pearson | Assistant Communications Director

Office: (619) 594-2576

E-Mail: bpearson@sdsu.edu

Jim Solien | Assistant Media Relations Director

Office: (619) 594-2576

E-Mail: jsolien@sdsu.edu

Sam Meyers | Assistant Communications Director

Office: (619) 594-5242

E-Mail: scmeyers@sdsu.edu

Rachel Gonzales% | Media Relations Coordinator

Office: (619) 594-5547

E-Mail: regonzales@sdsu.edu

Andrew Burton | Coordinator of Multimedia Productions

Office: (619) 594-2428

E-Mail: aburton2@sdsu.edu

* primary football contacts; % credential requests

PRACTICE

All practices are closed to both the public and the media with the exception being the first 20 minutes of Tuesday and Wednesday's workouts (media only). Members of the media planning to attend Tuesday or Wednesday's practice will need to email the athletic communications office to be placed on a list to gain access to the practice fields.

Post-practice interview requests should be submitted to the San Diego State athletic communications office no later than 9 a.m. PT on the day of the potential interview. Other interview requests must be made at least 24 hours in advance.

MONDAY NEWS CONFERENCE

SDSU will hold its news conference on Monday's at noon PT.

Contact the SDSU athletic communications office for more details.

A brief transcript of the weekly media luncheon will be posted on GoAztecs.com. Contact the athletic communications office for additional details.

THE SEAN LEWIS RADIO SHOW

This season, the Sean Lewis Show will air live weekly on 6-7 p.m. PT on San Diego Sports 760. The show will air on Tuesday, Aug. 26 for the opener, Friday, Sept. 5 for the Washington State game (Sept. 6), and each Thursday during game weeks for the rest of the season. The lone exception is the Nov. 8 game at Hawai'i, where the show will air on Friday, Nov. 7.

VIDEO FOOTAGE OF GAMES

Video highlights and interview footage will once again be available to the media for San Diego State road games (time permitting). For more information contact Jamie McConeghy at (619) 594-3023.

COLLEGEPRESSBOX.COM

CollegePressBox.com is the official media website for Mountain West football. Access and download weekly game notes, quotes, statistics, media guide headshots, logos and more for the conference and each of its 12 member schools throughout the season. Login information will be distributed by the conference office to accredited media or you can apply for a password by sending an email to password@collegepressbox.com.

season special teams player of the year. He became SDSU's third MW preseason special teams player of the year over the last four seasons (also KR/PR Jordan Byrd in 2022 and P/K Jack Browning in 2023).

- The Aztecs also return honorable-mention performers safety Eric Butler, cornerback Chris Johnson, linebacker Tano Letuli, who joined White and Plascencia on the preseason all-MW team, wide receiver Jordan Napier and offensive lineman Ross Ulugalu-Maseuli.
- SDSU brings back all 11 starters on defense (note that returning Teivis Tuioti and departing Tupu Alualu each had six starts at defensive tackle and are counted as co-starters).
- The Aztecs have 26 players in their final season of eligibility, which is tied for the 11th most in the country.
- Additionally, SDSU returns 13 starters from a year ago, which is tied for the ninth most in the country. The only teams with more starters returning are Arizona State (16), Clemson (16), Illinois (16), Penn State (16), Alabama (14), Boise State (14), Duke (14) and Texas A&M (14).
- On offense, the Aztecs will have many new faces with just two starters returning in offensive linemen Ross Ulugalu-Maseuli and Christian Jones.
- SDSU returns only 34 rushing yards from a year ago (second fewest in the country according to a recent FBS athletic communications survey), 48 passing yards (none by a quarterback, fourth fewest in the country), 82 yards of total offense (second fewest in the country) and 36 points scored (third fewest in the country).
- In all, San Diego State welcomes 55 total newcomers (combining scholarships and walk-ons).
- Michigan transfer Jayden Denegal has been named the starting quarterback. Denegal, who spent three seasons at Michigan from 2022-24 and was the backup quarterback to J.J. McCarthy for the Wolverines' national championship season in 2023, beat out Central Michigan transfer Bert Emanuel Jr. as head coach Sean Lewis announced publicly following practice on Aug. 13. Denegal appeared in seven games at Michigan, completing 4 of 5 passes for 50 yards and a touchdown. The Aug. 28 opener will be his first career start.
- Denegal becomes the fourth straight quarterback to start at San Diego State having never started at another institution. The others were Jalen Mayden, who went 9-11 from 2022-23, Danny O'Neil (3-8 in 2024) and Javance Tupou'ata-Johnson (0-1 in 2024). The previous three quarterbacks went a combined 12-20 for a .375 winning percentage.
- Gone from San Diego State are first-team all-MW selections running back Marquez Cooper and punter Tyler Pastula.
- San Diego State is opening its season on a Thursday for the fifth time in its Division I history (since 1969), but first time since opening up with UTEP on Aug. 31, 2006. Amazingly, the Aztecs did not open their season on a Thursday for their first 31 seasons of DI play, then played four openers on a Thursday in a seven-year span from 2000-06 (2000 vs. Arizona State, 2001 vs. Arizona, 2022 at Fresno State and 2006 vs. UTEP).
- Thursday's Aug. 28 opener will be SDSU's second-earliest game in program history, only behind an Aug. 26 start in a 20-13 victory over Ohio to kick off the 2023 campaign. San Diego State has played 12 games in the month of August, going 5-7, including three straight wins.
- Thursday will mark the first meeting on the gridiron between San Diego State and Stony Brook.
- The two schools are 2,809 miles away from each other, which would take nearly 42 hours to drive from one campus to the other without stopping. If you were to opt into taking the toll roads, you could save about two hours on your commute.
- The Seawolves are ranked 24th in the Stats Perform FCS Preseason Top 25 and 25th in the coaches poll. SB had five consecutive losing seasons, including a 0-10 record in 2023, before Billy Cosh took over as head coach in 2024. Cosh led Stony Brook to an 8-4 record in his first season for the largest turnaround in the FCS last year (0-10 to 8-4). Cosh was named the Walter Camp FCS Coach of the Year, AFCA FCS Coach of the Year, AFCA Regional Coach of the Year, and CAA Coach of the Year. He was also the fastest coach

BEST FBS RECORD SINCE 2015

Below is a list of the highest winning percentages in the nation for FBS schools since the beginning of the 2015 season. (note: minimum 100 games played as an FBS school; through 2024 season).













Rk.	Team	W	L	Pct.
1.	Alabama	124	16	.896
2.	Ohio State	115	16	.878
3.	Clemson	119	21	.850
4.	Georgia	115	22	.839
5.	Notre Dame	101	30	.771
6.	Michigan	97	30	.764
7.	Oklahoma	100	31	.763
8.	Boise State	94	34	.734
9.	Penn State	94	36	.723
10.	Appalachian State	93	36	.721
11.	LSU	91	37	.711
12.	Oregon	90	37	.709
13.	Iowa	89	39	.695
14.	Memphis	89	40	.690
15.	Washington	85	39	.685
16.	Wisconsin	84	42	.667
17.	Toledo	82	42	.661
18.	Oklahoma State	85	44	.659
19.	Utah	82	43	.656
20.	Brigham Young	81	47	.633
21.	Ohio	77	45	.631
22.	Air Force	76	45	.628
23.	San Diego State	79	47	.627
24.	USC	77	47	.621
25.	Texas	80	49	.620

CALIFORNIA FBS RECORDS SINCE 2015

Below is a look at the best records in the state of California since the beginning of the 2015 campaign (through 2024). BG - indicates number of bowl games the team has participated in since 2015. AP Rk. - indicates current final team ranking in the Associated Press poll.

Rk.	Team	W	L	Pct.	BG	AP Rk.
1.	San Diego State	79	47	.627	7	-
2.	USC	77	47	.621	7	rv
3.	Fresno State	68	55	.553	6	-
4.	Stanford	60	60	.500	4	-
5.	UCLA	58	61	.487	5	-
6.	California	55	62	.470	4	-
7.	San José State	51	69	.425	5	-

2025 SCHEDULE / RESULTS

Date	Opponent	Site	TV/Stream	Time/Result	Series	Notes
Aug. 28	 Stony Brook Seawolves	San Diego, Calif. Snapdragon Stadium	KUSI/MWN	7 p.m. PT	First meeting	SDSU meeting Stony Brook for first time; Aztecs 2-0 all-time against CAA teams
Sept. 6	 Washington State Cougars	Pullman, Wash. Martin Stadium	The CW	7:15 p.m.	WSU, 2-1	SDSU led, 26-12, in 4Q in '24, but lost, 29-26; SDSU's first trip to Martin Stadium
Sept. 20	 California Bears	San Diego, Calif. Snapdragon Stadium	CBS Sports Network	7:30 p.m. PT	CAL, 5-4	SDSU outscored 24-7 in 2H in 31-10 loss in '24; SDSU will honor 2015 MW Championship team
Sept. 27	 at Northern Illinois Huskies	Dekalb, Ill. Huskie Stadium	TBA	TBA	SDSU, 6-0	Teams last met in 2017 at SDSU (W, 34-28); SDSU 16-2-1 all-time vs. current MAC teams
Oct. 3	 Colorado State Rams	San Diego, Calif. Snapdragon Stadium	CBS Sports Network	7:30 p.m. PT	SDSU, 22-15	SDSU edged, 22-19, in last meeting at CSU in '23; Aztecs have won seven of last nine meetings
Oct. 11	 at Nevada Wolf Pack	Reno, Nev. Mackay Stadium	CBS Sports Network	7:30 p.m. PT	SDSU, 9-7	SDSU beat NV, 23-7, last time in Reno ('22); No TDs in last meeting in 2023 (NV 6, SDSU 0)
Oct. 25	 at Fresno State Bulldogs	Fresno, Calif. Valley Children's Stadium	FOX, FS1 or FS2	TBA	SDSU, 31-27-4	SDSU-FS not on schedule last yr for 1st time since '10; Winner claims The Old Oil Can trophy
Nov. 1	 Wyoming Cowboys	San Diego, Calif. Snapdragon Stadium	CBS Sports Network	4 p.m. PT	SDSU, 20-19	Just second meeting w/ Wyoming since 2019; Wyoming's first trip to Snapdragon Stadium
Nov. 8	 at Hawai'i Rainbow Warriors	Honolulu, Hawaii Clarence T.C. Ching Athletics Complex	Spectrum Sports/MWN	6 p.m. HT	SDSU, 26-11-2	SDSU now 11-2 vs. UH since it joined the MW; Aztecs have won 5 of last 6 at Hawaii
Nov. 15	 (25/25) Boise State Broncos	San Diego, Calif. Snapdragon	CBS Sports Network	7:30 p.m. PT	BS, 6-4	Aztecs trailed, 28-0, last year in 56-24 loss; BS's 3-game winning streak is longest in series
Nov. 22	 San Jose State Spartans	San Diego, Calif. Snapdragon Stadium	FOX, FS1 or FS2	TBA	SDSU, 24-21-2	SDSU has won 9 of last 11 games in the series; SDSU's last loss to SJSU in San Diego is 2012
Nov. 28	 at New Mexico Lobos	Albuquerque, N.M. University Stadium	CBS Sports Network	1:30 p.m. MT	SDSU, 29-16	SDSU fell to UNM last yr. for 1st time since '09; SDSU's last regular-season game in MW history

STONY BROOK (0-0, 0-0 CAA)

A.28	at San Diego State	7 p.m. PT
S.6	Rhode Island*	6 p.m. ET
S.13	Fordham	3:30 p.m. ET
S.20	at Lindenwood	7 p.m. CT
S.27	Merrimack*	3:30 p.m. ET
O.4	at Albany*	3:30 p.m. ET
O.18	at Monmouth*	1 p.m. ET
O.25	Towson*	3:30 p.m. ET
N.1	at Maine*	1 p.m. ET
N.8	North Carolina A&T*	12 p.m. ET
N.15	at Villanova*	1 p.m. ET
N.22	Bryant*	12 p.m. ET

TEAM COMPARISON (2024)

(National rankings (out of 133 in parentheses); through 2024; Stony Brook's rankings are FCS (out of 123))

Category	San Diego State	Stony Brook
Record	3-9	8-4
Conference	2-5	5-3

Scoring Offense	21.25 (116)	29.70 (33)
Scoring Defense	29.60 (97)	24.80 (52)
Scoring Differential [^]	-11.80 (115)	n/a

[^] ranking and numbers only include only vs. FBS schools

Rushing Offense	128.92 (99)	164.91 (42)
Passing Offense	205.67 (93)	238.17 (25)
Total Offense	334.59 (109)	403.08 (32)
Passing Efficiency	126.62 (96)	138.38 (40)

Rushing Defense	207.25 (121)	160.25 (74)
Passing Defense	214.08 (93)	239.58 (95)
Total Defense	421.33 (114)	399.83 (86)
Passing Eff. Defense	144.05 (110)	137.21 (78)

Net Punting	40.40 (31)	39.73 (21)
Punt Returns	6.00 (93)	4.86 (105)
Kickoff Returns	20.04 (72)	19.29 (74)
Punt Return Def.	5.48 (38)	6.26 (31)
Kick Return Def.	16.05 (12)	20.59 (65)

Interceptions Thrown	8 (32)	6 (18)
Fumbles Lost	1 (1)	10 (101)
Passes Intercepted	7 (107)	12 (35)
Fumbles Recovered	5 (92)	14 (3)
Turnovers Lost	9 (3)	16 (48)
Turnovers Gained	12 (110)	26 (8)
Turnover Margin	+0.25 (46)	+0.83 (12)

Sacks	2.67 (28)	2.50 (25)
Tackles for Loss	5.60 (62)	5.70 (59)
Sacks Allowed	2.58 (100)	2.00 (66)
TFL Allowed	7.92 (128)	4.50 (24)

First Downs Off.	222 (110)	260 (26)
First Downs Def.	279 (109)	238 (64)
3rd Down Conv. %	36.16 (107)	40.21 (47)
4th Down Conv. %	53.13 (68)	63.64 (14)
3D Conv. % Def.	47.34 (123)	34.25 (23)
4D Conv. % Def.	56.00 (85)	50.00 (47)

Fewest Penalties	9.08 (132)	6.08 (60)
Fewest Penalty Yds.	81.75 (133)	57.17 (73)
Red Zone Offense	78.91 (105)	90.20 (9)
Red Zone Defense	91.32 (119)	70.00 (7)
Time of Possession	27:08 (122)	32:27 (7)

in program history to reach eight wins.

- San Diego State is 2-0 all-time against teams from the Colonial Athletic Association, beating New Hampshire, 31-0, in the 2016 season opener and Towson, 48-21, in 2021. In each of those seasons, the Aztecs finished with double-digits in wins (11-3 in 2016 and 12-2 (school record for wins) in 2021)) and a No. 25 final ranking in the Associated Press Top-25 poll. It is two of the three seasons SDSU has ever been ranked in the final AP poll.
- San Diego State has won its last 10 games against FCS schools and 14 of its last 15. The Aztecs' lone loss in that stretch came against Eastern Illinois in 2013. That EIU coaching staff featured current Aztec head coach Sean Lewis as the wide receivers coach. The Panthers, led by quarterback Jimmy Garoppolo, totaled 361 yards through the air on their way to scoring 40 points in the season opener for both teams.
- Prior to its current 14-1 stretch, SDSU was 4-2 against FCS schools since the turn of the century.

PROGRAM AT A GLANCE

- SDSU's 71.8 combined winning percentage in football and men's basketball since the fall of 2010 only trails Ohio State (.720). Rounding out the top five are Oregon (.716), Duke (.705) and Alabama (.696).
- Since the start of the 2015 campaign, San Diego State ranks 23rd in the country with a 62.7 winning percentage (min. 100 games played as an FBS school) (79-47).
- SDSU had five double-digit victory seasons from 2015-21. Only eight schools in the nation can say that - San Diego State, Alabama, Appalachian State, Clemson, Georgia, Notre Dame, Ohio State and Oklahoma.
- San Diego State posted 13 consecutive seasons with at least a .500 record until 2022. That was tied for the sixth-longest streak nationally and was the longest streak among Pacific Time Zone teams.
- The Aztecs have played in 12 bowl games since 2010, tied for the 20th most in the country. The only teams with more bowl appearances since 2010 other than SDSU are Alabama, Clemson, Oklahoma, Georgia, Ohio State, Oregon, Wisconsin, Boise State, Notre Dame, LSU, Oklahoma State, Brigham Young, Michigan, Louisville, Texas A&M, Kansas State, Washington, Virginia Tech and Mississippi State.
- Since the start of the 2019 campaign, San Diego State is 28-19 in games decided by seven or more points.
- The Aztecs are 28-17 in their last 45 games decided by one score.
- San Diego State is 51-28 (.646) in its last 79 regular-season games against Mountain West opponents.
- SDSU's defensive rankings since 2014: 3rd in the country in interceptions (162), 9th in both total defense (330.1) and scoring defense (20.5), and tied for 10th in turnovers forced (236).
- Since the start of the 2015 season, San Diego State has 14 kickoff returns for touchdowns, the most in the country over that span.
- The Aztecs also have five 100-yard kickoff return touchdowns since 2015, tied for the second most in the nation over that span.

TRENDING

Searching for the formula to a San Diego State victory? Look no further.

OFFENSIVE KEYS

- San Diego State is 57-2 the last 59 times it has rushed for 200 yards. The Aztecs last surpassed 200 yards in the 2024 opener against Texas A&M-Commerce.
- The Aztecs are 88-27 since 2011 when committing one turnover or less, something SDSU has done in 51 of its last 72 games.
- SDSU has an advantage in time of possession in 41 of the last 73 games. Since 2011, the Aztecs are 36-9 when possessing the football for at least 35 minutes.

DEFENSIVE KEYS

- The Aztecs are 72-5 since 2011 when holding the opposition to 17 points or less. SDSU has held 29 of its last 67 opponents to 17 points or less.
- San Diego State has won 25 of its last 30 games when forcing at least two turnovers (SDSU's 17-game winning streak came to an end on Sept. 3, 2022 vs. Arizona) and 34 straight games when forcing at least three turnovers (1-0 last season).
- San Diego State is 77-6 in its Division I history when owning at least a plus-3 turnover advantage, something it did in the 2024 opener on Aug. 31 vs. Texas A&M-Commerce.
- The Aztecs are 34-11 since 2011 when allowing less than 150 passing yards.
- San Diego State is 62-9 the last 71 times it has held the opposition to a 33.3 percent or less mark on third down.
- Since 2009, San Diego State's record broken down by opponent passing efficiency: less than 110: 70-11; between 110-150: 46-32; greater than 150: 8-36.
- Since the start of the 2015 campaign, SDSU is 48-5 when holding its opponent to a passing efficiency rating of below 110.

SPECIAL TEAMS / OVERALL TRENDS

- San Diego State is 20-4 since 2020 when winning the turnover battle and 53-6 since 2020. The Aztecs have won 22 of their last 26 games (22-4) when winning the turnover battle.
- San Diego State is 36-13 the last 49 times it has an advantage in field position.
- Since the start of the 2015 season, San Diego State has 14 kickoff returns for touchdowns, the most in FBS play over that time. To put that stat into perspective, seven other teams have played at least 100 games over that span and do not have a single kick return touchdown.
- Since the start of the 2020 season, San Diego State has 18 non-offensive touchdowns, tied with Middle Tennessee and Tulane for the ninth most in the country over that span, trailing only Notre Dame (25), Pittsburgh (23), Ohio State (21), Iowa (20), Kentucky (20), Utah (20), Alabama (19) and Houston (19).
- The Aztecs have 4 non-offensive touchdowns since the start of the 2021 season. Only 11 schools have more non-offensive touchdowns

over that span, including Notre Dame (22), Pittsburgh (21), Ohio State (18), Iowa (17), Kentucky (17), Utah (17), Middle Tennessee (16), Arkansas State (15), Houston (15), SMU (15) and Tulane (15). Over that span, SDSU has five interception returns for touchdowns, four blocked punt returns for touchdowns, two kickoff returns for a touchdown, two fumble recoveries for a touchdown and one punt return for a touchdown.

- SDSU has won 38 of its last 43 games leading after three quarters (30-game winning streak was snapped at Fresno State on Oct. 29, 2022).

HOMETOWN HERO



White

San Diego State sophomore Trey White made the most of his move from linebacker to the new EDGE position in SDSU's 4-2-5 defense. White, who prepped at nearby Eastlake High School in Chula Vista, was named a captain by his teammates in 2024, along with Tano Letuli the first Aztec underclassmen to be named captains since current Minnesota Vikings head coach Kevin O'Connell (O'Connell was a four-time team captain from 2004-07).

White has racked up a multitude of preseason awards, including the MW preseason defensive player of the year, and watch lists for the Chuck Bednarik Award (most outstanding defensive player), the Bronko Nagurski Trophy (national defensive player of the year) and the Senior Bowl Top 300, after earning first-team all-MW accolades in 2024. White was the first San Diego State defensive lineman to be named the MW preseason defensive player of the year and the fourth defensive player overall, joining cornerback Leon McFadden in 2012, cornerback Damontae Kazee in 2016 and safety Patrick McMorris in 2022.

Below are some notes on White's 2024 season.

- White totaled 60 tackles (40 solo), including 18.5 tackles for a loss of 102 yards and 12.5 sacks for 68 yards, while adding a forced fumble and two pass breakups.
- White ranked fourth in FBS last year in sacks per game (1.04) and tackles for loss per game (1.54), tied for fifth in sacks (12.5), seventh in total tackles for loss (18.5) and tackles for loss yards (102), and tied for 13th in sack yards (68). White led the Mountain West in all of those categories.
- White ranked in a tie for third in SDSU single-season history with 12.5 sacks with Andy Coviello (1991), only trailing Mike Douglass (21.0 in 1976) and Brett Faryniarz (13.0 in 1987).
- White's 18.5 tackles for loss, meanwhile, were the 13th most in SDSU single-season history.
- According to Pro Football Focus, White ranked in a tie for 39th in the country (third in MW) in quarterback pressures (39).
- White logged three sacks and four tackles for loss at Central Michigan on Sept. 28, 2024. He was the first Aztec with four TFLs in a game since Jay Henderson had four vs. Northern Illinois on Sept. 30, 2017.
- White followed with another three sacks and four tackles for loss once again vs. Hawai'i on Oct. 5 en route to being named the Mountain West Defensive Player of the Week on Oct. 7 for the first time of his career. According to Pro Football Focus, White's eight quarterback pressures were tied for the second most in the country that week, while his five quarterback hurries were tied for seventh.
- White came up with two sacks and three tackles for loss the following week at Wyoming on Oct. 12, making it four straight games with multiple sacks.

WHITE'S 2024 FBS RANKINGS

Stat	No.	Rank
Sacks Per Game	1.04	4th
Tackles for Loss Per Game	1.54	4th
Total Sacks	12.5	T-5th
Total TFL Yards	102	7th
Total Tackles for Loss	18.5	T-7th
Total Sack Yards	68	T-13th

MOST SACKS / SDSU SINGLE-SEASON HISTORY

Rk.	Name, Year	No.
1.	Mike Douglass, 1976	21.0
2.	Brett Faryniarz, 1987	13.0
3.	Trey White, 2024	12.5
	Andy Coviello, 1991	12.5
5.	Kabeer Gbaja-Biamila, 1999	12.0
	Kabeer Gbaja-Biamila, 1997	12.0

SDSU IN THE RANKINGS (2024)

Category	Pct./No.	NCAA	MW
Rushing Offense	128.92	99	9
Passing Offense	205.67	93	9
Total Offense	334.59	109	10
Scoring Offense	21.25	116	10
Passing Efficiency	126.62	96	9
Rushing Defense	207.25	121	10
Passing Defense	214.08	93	4
Total Defense	421.33	114	10
Scoring Defense	29.60	97	10
Passing Efficiency Def.	144.05	110	10
Net Punting	40.40	31	1
Kickoff Returns	20.04	72	3
Punt Returns	6.00	93	9
Kickoff Return Yardage Def.	16.05	12	2
Punt Return Yardage Def.	5.48	38	5
Interceptions Thrown	8	32	3
Fumbles Lost	1	1	1
Passes Intercepted	7	107	7
Fumbles Recovered	5	92	7
Turnovers Lost	9	3	1
Turnovers Gained	12	110	8
Turnover Margin	+0.25	46	3
Sacks	2.67	28	3
Tackles for Loss	5.60	62	6
Sacks Allowed	2.58	100	11
Tackles for Loss Allowed	7.92	128	12
First Downs	222	110	10
Opponent First Downs	279	109	8
3rd Down Conversion Pct.	36.16	107	12
4th Down Conversion Pct.	53.13	68	8
3rd Down Defense	47.34	123	10
4th Down Defense	56.00	85	5
Fewest Penalties	9.08	132	11
Fewest Yards Penalized	81.75	133	12
Red Zone Offense	78.91	105	11
Red Zone Defense	91.32	119	9
Time of Possession	27:08	122	11
Field Goal Percentage	82.35	38	1
PAT Percentage	96.30	108	11
Winning Percentage	25.00	114	10

Red indicates top 25 in FBS or Mountain West leader

MOST STARTS / CONSECUTIVE STARTS

Most Starts	Starts
Bryce Phillips, CB	34
Bayo Kannike, OL	30
Ross Ulugalu-Maseuli, OL	28
Hunter Green, P	22
Dalesean Staley, S	21

Consecutive Starts	Streak
Bryce Phillips, CB	34
Niles King, EDGE	14
Mister Williams, LB	14
Trey White, EDGE	13
Krishna Clay, DL	12
Chris Johnson, CB	12
Christian Jones, OL	12
Ross Ulugalu-Maseuli, OL	12

IN DENEGAL WE TRUST

San Diego State football head coach Sean Lewis named Jayden Denegal the team's starting quarterback following practice on Aug. 13.

Denegal spent three seasons at Michigan from 2022-24 and was the backup quarterback to J.J. McCarthy for the Wolverines' national championship season in 2023. He appeared in seven games at Michigan, completing 4 of 5 passes for 50 yards and a touchdown, while also rushing four times for 10 yards. The Aug. 28 opener will be his first career start.

Denegal was a three-year starter at Apple Valley High School, totaling more than 4,600 passing yards and 69 touchdowns in his career. As a senior in 2021, he completed 121 of 145 passes for 1,545 yards and 24 touchdowns, while running for 281 yards and eight scores en route to being named the Mojave River League Offensive Player

of the Year.

Denegal becomes the fourth straight quarterback to start at San Diego State having never started at another institution. The others were Jalen Mayden, who went 9-11 from 2022-23, Danny O'Neil (3-8 in 2024) and Javance Tupou'ata-Johnson (0-1 in 2024). The previous three quarterbacks went a combined 12-20 for a .375 winning percentage.

KICKING HIS WAY INTO THE RECORD BOOKS

Senior kicker Gabriel Plascencia made the most of his first full season on The Mesa last season and looks to continue that this year. Plascencia, who played in four games in 2023, mainly as the kickoff specialist, before saving his redshirt campaign, was 13-for-14 (.929) on the year in field goal attempts. He's also been the main kickoff specialist as well.

Below are some notes on Plascencia, who earned a scholarship after the 2024 spring season.

HIGHEST FIELD GOAL PERCENTAGE / SDSU SINGLE-SEASON HISTORY (MIN. 10 ATT.)

Rk.	Name, Year	Pct.
1.	Gabe Plascencia, 2024	.929
2.	John Baron III, 2016	.913
3.	Chris O'Brien, 1985	.895
4.	Garrett Palmer, 2005	.882
5.	Garrett Palmer, 2007	.867

SDSU INDIVIDUAL RANKINGS (2024)

(Current players only; Top 75 NCAA; Top 10 MW)

Player	Category	Pct./No.	NCAA Rk.	MW Rk.
Brady Anderson	Fumb. Rec.	1	--	T-7
Eric Butler	INT for TD	1	T-6	T-1
Krishna Clay	Fumb. Rec.	1	--	T-7
Chris Johnson	Blocked Kicks	1	T-14	T-2
	Total FF	3	T-18	T-1
	FF PG	0.25	T-18	T-1
	Blck Kicks PG	0.08	T-40	T-3
Tano Letuli	Fumb. Rec.	1	--	T-7
Bryce Phillips	Total INT Yds.	68	T-71	6
Gabe Plascencia	FG Pct.	92.86	T-9	1
	FGM PG	1.18	T-50	3
	Total FGM	13	T-73	T-4
	FGA PG	1.27	--	T-6
	Total KO TB	23	--	T-7
	KO TB Pct.	46.00	--	8
	Total KO	50	--	8
	Total KO Yds.	2,980	--	8
	KO Avg.	59.60	--	9
	Total FGA	14	--	10
Dalesean Staley	Fumb. Rec.	1	--	T-7
Trey White	Sacks PG	1.04	4	1
	TFL PG	1.54	4	1
	Total Sacks	12.5	T-5	1
	Total TFL	18.5	7	1
	Total TFL Yds.	102	7	1
Jelani Whitmore	Total Sack Yds.	68	T-13	1
	Fumb. Rec.	1	--	T-7

Red indicates top 25 in FBS or Mountain West leader

MOUNTAIN WEST STANDINGS / SINCE 2013

Below is a look at the best Mountain West records in league games since the current 12-team conference began in 2013 (includes championship & bowl games; through 2024).

Rk.	Team	W	L	Pct.	GB
1.	Boise State	82	18	.820	--
2.	San Diego State	62	34	.646	18.0
3.	Utah State	56	39	.590	23.5
4.	Fresno State	57	41	.582	24.0
5.	Air Force	51	41	.554	27.0
6.	Colorado State	46	46	.500	32.0
7.	Wyoming	42	52	.447	37.0
8.	San José State	41	52	.441	37.5
9.	Nevada	40	55	.421	39.5
10.	UNLV	36	59	.379	43.5
11.	Hawai'i	33	64	.340	47.5
12.	New Mexico	24	70	.255	55.0

2025 CAPTAINS

Name	SDSU Letters
Jayden Denegal, QB	n/a
DJ Herman, LB	2022-23-24
Chris Johnson, CB	2022-23-24
Tano Letuli, LB	2023
Ross Ulugalu-Maseuli, OL	2022-23-24
Trey White, Edge	2023-24

- Gabe Plascencia was 13-for-14 last season in field goal attempts. The 92.9 field goal percentage was a school record.
- Plascencia is 17-for-18 for his career. The 94.4 percentage would be a school record if he had enough attempts (25) to qualify.
- Plascencia led the Mountain West in field goal percentage (92.86, T-9th in FBS), and was third in made field goals per game (1.18, T-50th in FBS), tied for fourth in made field goals (13, T-73rd in FBS), tied for sixth in field goals attempted per game (1.27), tied for seventh in kickoff touchbacks (23), eighth in kickoff touchback percentage (46.00), total kickoffs (8), kickoff yards (2,980) and kickoff average (59.60), and 10th in field goal attempts (14).
- Plascencia has seven career games with multiple field goals, including five last year.
- Plascencia made 12 consecutive field goals, which is tied for the sixth-longest active streak in the country and the second longest by an Aztec since at least the 1996 season.
- Plascencia was named the 2025 Mountain West Preseason Special Teams Player of the Year. He's SDSU's third MW preseason special teams player of the year over the last four seasons (also KR/PR Jordan Byrd in 2022 and P/K Jack Browning in 2023).

:: MOST CONSECUTIVE FIELD GOALS MADE / ACTIVE / FBS

Rk.	Name, Current School	FGM
1.	Lucas Carneiro, Western Ky.	18
2.	Will Ferrin, Brigham Young	16
3.	Jai Patel, Rutgers	13
	Brock Taylor, Vanderbilt	13
	Dominic Zvada, Michigan	13
6.	Gabe Plascencia, SDSU	12

BULLET NOTES - OFFENSE

- Sean Lewis is in his second season at San Diego State. One of the most innovative minds in college football over the past decade, Lewis was named the 19th head coach in the history of the San Diego State football program on Nov. 29, 2023. Lewis, 39, brings an extensive résumé to The Mesa, serving as head coach at Kent State from 2018-22 before spending the 2023 campaign as offensive coordinator/quarterbacks coach at Colorado under head coach Deion Sanders. He has also witnessed great success as a coordinator/assistant coach in stops at Syracuse (2016-17), Bowling Green (2014-15) and Eastern Illinois (2012-13). Colorado ranked sixth in the country in passing offense (330.0) last season when Lewis was calling plays and 39th in scoring (32.1). In 2021, Kent State set program records in plays (1,052), yards (6,907), first downs (364), rushing yards (3,482) and passing yards (3,425). In 2020, Kent State ranked first in scoring (49.8) and total offense (606.5), second in pass efficiency rating (191.2) and third down conversion percentage (56.1), third in rushing (283.0) and fourth down conversion percentage (87.5), and 10th in passing (323.5).
- Three other assistant coaches on the Aztec offensive staff have previous offensive coordinator experience, including offensive coordinator/quarterbacks coach Matt Johnson (2023 offensive coordinator at Kent State), run game coordinator Mike Schmidt (2023 run game coordinator at Mississippi State, 2022 run game coordinator at Syracuse) and pass game coordinator Laneer Sampson (2023 co-offensive coordinator/2022 pass game coordinator at Austin Peay). Additionally, senior offensive analyst Ryan Lindley was SDSU's offensive coordinator in 2023.
- San Diego State returns two offensive starters from last year, including C Ross Ulugalu-Maseuli and T Christian Jones.

OFFENSIVE NUMBERS

- San Diego State is 68-22 since 2015 when scoring just 20 or more points (3-6 last year).
- The Aztecs are 51-5 the last 56 times they have scored at least 30 points (1-0 last season).
- SDSU has won 21 straight games when scoring 40 points (1-0 last year).
- SDSU is 29-6 since 2011 when having at least 36 minutes of time of possession.
- San Diego State won 11 straight games when not committing a turnover until falling at Central Michigan, 22-21, on Sept. 28, 2024. The Aztecs were 2-4 last season when not committing a turnover.
- Since the beginning of 2012, SDSU is 37-7 when not committing a turnover, 81-25 when committing one turnover or less and 22-37 when committing multiple turnovers in the same game.
- San Diego State has one turnover or less in 52 of its last 72 games and in 70 of its last 99 games.
- The Aztecs have won 53 of their last 59 games (54-5) when committing fewer turnovers than their opponent dating back to 2012 and 20 of their last 24 games (20-4) dating back to 2020 (3-2 last season).
- SDSU has lost 14 straight games when committing more turnovers than its opponent.
- Last season, the Aztecs scored 51 points off 12 turnovers forced, while their opponents scored 36 points off nine turnovers.
- SDSU is 58-18 in its last 76 games when owning an edge in time of possession (0-2 last season).
- The Aztecs return only 82 yards of total offense, the second fewest in the country according to a recent FBS athletic communications survey.
- SDSU also only returns 36 points scored, the third fewest in the country.
- San Diego State lost only one fumble last season, which is tied for the fewest in a season in NCAA FBS history. The other schools with just one fumble lost on a season are Bowling Green in 1996, Miami (Ohio) in 1998, Northern Illinois in 2004 and Iowa State in 2017.
- SDSU played in four consecutive games decided by three points or less from Sept. 28-Oct. 26, 2024 for the first time in its Division I history (since 1969).
- The streak of playing in games decided by three points or less was the longest streak in Mountain West history (since 1999), the longest active streak in the country and matched the longest streak since a five-game stretch for Brigham Young in 2016.
- San Diego State had back-to-back wins by the same score (in this case 27-24) for the first time in its Division I history (since 1969) in games vs. Hawai'i on Oct. 5, 2024 and at Wyoming on Oct. 12, 2024.
- SDSU had consecutive three-point victories for the first time since 1995 (30-27 vs. Nevada on Sept. 28 and 24-21 at Utah on Oct. 7).
- San Diego State had back-to-back wins by the same margin (3 points) for the first time since a pair of 6-point victories in 2021 (19-13 at San Jose State on Oct. 15 and 20-14 at Air Force on Oct. 23).
- SDSU lost consecutive games by the same score (41-20) for the first time in its Division I history (since 1969), falling at both UNLV (Nov. 16, 2024) and Utah State (Nov. 23, 2024).

- The Aztecs started three different offensive line combinations in 12 games last year with 12 different offensive linemen logging snaps.
- San Diego State scored 45 points in a 45-14 win over Texas A&M-Commerce on Aug. 31, 2024. The 45 points were its most in a game since scoring 48 vs. Towson on Sept. 25, 2021.
- The 45 points were SDSU's most in a game played in San Diego since scoring 55 vs. Hawai'i on Nov. 5, 2016 (also a Snapdragon Stadium record).
- SDSU's 45 points were its most in a season opener since scoring 49 vs. Cal Poly on Sept. 3, 2011.
- San Diego State's 42 points in the second half in the Texas A&M-Commerce game was its most in any half in a season opener in its Division I history.
- The 21 points vs. TAMCC in the fourth quarter were the Aztecs' most in a season opener in their DI history (since 1969).
- SDSU's 21 points in the fourth quarter were tied for its second most in a fourth quarter since at least 2000.
- San Diego State 21 points in the third quarter and fourth quarter were each the most in Snapdragon Stadium history.
- The Aztecs were shut out by Oregon State, 21-0, on Sept. 7, 2024. It marked just the third time in the last 229 games that SDSU has been shut out (streak started on Nov. 25, 2006).
- SDSU was shut out by a Pac-12 school for the first time since Sept. 18, 1982 at California (L, 28-0).
- After scoring just 10 points over its two previous games combined, San Diego State scored 14 in the first 17 minutes, 17 seconds (17:17) at Central Michigan on Sept. 28, 2024 and 21 points overall.
- SDSU scored 21 points in the first half at CMU on Sept. 28, 2024, its most in the first half since also scoring 21 at New Mexico on Nov. 18, 2022.
- SDSU owned a 19-yard advantage in starting field position vs. Hawai'i on Oct. 5, 2024 for the first time since also starting with a 19-yard advantage at Hawai'i on Oct. 14, 2023.
- Since the 1999 season, San Diego State is 16-1 when owning at least advantage of 18 yards in starting field position.
- The Aztecs are 36-13 over the last 49 games when winning the field position battle.
- SDSU lost to Washington State, 29-26, on Oct. 26, 2024. It was the first 29-26 score in San Diego State's Division I history.
- The Aztecs fell to 6-1 when scoring exactly 26 points.
- SDSU dropped a 56-24 game at Boise State on Nov. 1, 2024. It was the first 56-24 score in San Diego State's Division I history.
- The Aztecs were 6-for-6 on fourth down against the Broncos in that game. The six fourth down conversions without a fail were their most since at least the 1996 season and tied for the most in a game last season, joining Appalachian State at Marshall on Oct. 5. The last time a team had more fourth down conversions without failing on an attempt was Northern Illinois on Nov. 17, 2007 at Navy when it was a perfect 7-for-7 on fourth down.
- SDSU overcame its largest deficit (11 points) vs. New Mexico on Nov. 8, 2024 since overcoming a 14-point deficit to San Jose State on Nov. 12, 2022 and winning, 43-27.
- San Diego State had 26 first downs in the New Mexico game, its most since getting 31 vs. No. 24 UTSA in the 2021 Frisco Bowl.
- The Aztecs had five more first downs than UNM, their largest advantage against an FBS opponent since having nine more than at New Mexico on Nov. 18, 2022.
- SDSU ran its most plays (88) in the New Mexico game since running 99 against Eastern Illinois on Aug. 28, 2013.
- In the New Mexico game, San Diego State played in its first turnover free game (either team) since Nov. 13, 2021 vs. Nevada. The Aztecs and Air Force also had a turnover free game in the regular season finale on Nov. 30.
- Against New Mexico, the Aztecs had their most third down conversions (11) since having 11 at San Jose State on Nov. 4, 2017.
- SDSU also had its highest third down percentage (55.0) in the New Mexico game since having a 55.8 mark at No. 14 Brigham Young on Dec. 12, 2020.
- San Diego State scored exactly 20 points in each of its final three games. It was the first time in its Division I history (since 1969) that the Aztecs scored the same amount of points in three straight games.
- The Aztecs completed 8 of their 14 third-down attempts in the 2024 finale against Air Force. The 57.1 third down conversion percentage was their highest since a 58.1 mark at No. 14/16 Brigham Young on Dec. 12, 2020.
- The Aztecs' final game of the season vs. Air Force was just 2 hours, 49 minutes, the shortest SDSU game since a 2 hour, 41-minute game vs. Weber State on Aug. 31, 2019.

RUSHING OFFENSE

- **San Diego State is 57-2 the last 59 times it has rushed for at least 200 yards (1-0 in 2024) and is 54-1 in its last 55 regular-season games when rushing for 200-plus yards.**
- **The Aztecs have won 16 straight games when rushing for at least 200 yards.**
- San Diego State had two 100-yard rushers at New Mexico State (Jordan Byrd - 118 and Chance Bell - 116) on Sept. 14, 2019 for the 30th time in program history. The Aztecs are 29-1 in those occasions, including a 19-game win streak.
- SDSU is 33-1 in its Division I era (since 1969) when rushing for at least 300 yards in a game (0-0 this season).
- SDSU's rushing average last season by down - 1st: 3.7, 2nd: 4.2; 3rd: 2.8 and 4th: 1.9.
- San Diego State's rushing average last season by quarter - 1st: 2.8; 2nd: 4.4; 3rd: 3.9 and 4th: 3.4 - and by half - 1st: 3.6 and 2nd: 3.6.
- **The Aztecs return only 34 rushing yards from a year ago, the second fewest in the country according to a recent FBS athletic communications survey.**
- Last year, RB Marquez Cooper rushed for 1,274 yards, the 13th most in SDSU single-season history.
- Cooper had four career 1,000-yard seasons, including 1,080 and 1,326 while at Kent State in 2021 and 2022, respectively, 1,043 in 2023 at Ball State and 1,274 last year.
- Cooper was the first player in NCAA FBS history with 1,000-yard rushing seasons with three different teams.
- Cooper tied an NCAA FBS record with four 1,000-yard rushing seasons. The other players to accomplish the feat are Tony Dorsett (Pittsburgh, 1973-76), Amos Lawrence (North Carolina, 1977-80), Dennis Manns, New Mexico State (1995-98), Ron Dayne (Wisconsin, 1996-99); Cedric Benson (Texas, 2002-05), DonTrell Moore (New Mexico, 2002-05), Tyrell Fenroy (Louisiana, 2005-08), Damion

SDSU UNDER SEAN LEWIS

Category	SDSU			
	2024	Streak	Lewis Era	Streak
Overall Record	3-9	L6	3-9	L6
Mountain West Record	2-5	L5	2-5	L5
Home Record	2-4	L3	2-4	L3
Road Record	1-5	L3	1-5	L3
Neutral Record	0-0	L1	0-0	n/a
Overtime	0-0	L1	0-0	n/a
Gms Dec. by 3 Pts or Less	2-2	L1	2-2	L1
Gms Dec. by 8 Pts or Less	2-3	L2	2-3	L2

SCORING

Scoring - first to score	3-2	L1	3-2	L1
Leading - after 1 qtr	2-1	L1	2-1	L1
Leading - at halftime	2-1	W2	2-1	W2
Leading - after 3 qtr	2-3	L2	2-3	L2
Scoring - 20 or more points	3-6	L5	3-6	L5
Scoring - 30 or more points	1-0	W3	1-0	W1
Scoring - 40 or more points	1-0	W21	1-0	W1

OFFENSE

Total Offense - 500+ yds	0-0	W5	0-0	n/a
Total Offense - 400+ yds	1-2	L2	1-2	L2
Passing - 300+ yds	0-0	L1	0-0	n/a
Rushing - 200+ yds	1-0	W15	1-0	W1
First Downs - 20+	1-5	L5	1-5	L5
3rd Down Conv. - 50 pct.+	0-2	L4	0-2	L2
No Turnovers	2-4	L3	2-4	L3
Turnovers - 1 or fewer	3-6	L4	3-6	L4
Turnovers - 2 or fewer	3-9	L6	3-9	L6
Field Position - 30 or better	2-7	L4	2-7	L4
Field Position - 25 or better	3-7	L5	3-7	L5
Play Call - 50 pct.+ rushing	3-7	L4	3-7	L4

DEFENSE

Allowing 24 points or less	3-3	L1	3-3	L1
Allowing 17 points or less	1-0	W1	1-0	W1
Total Offense - <=300 yds.	1-0	W1	1-0	W1
Passing - <= 150 yds.	1-1	L1	1-1	L1
Rushing - <= 100 yds	2-0	W4	2-0	W2
First Downs - <= 15	0-0	L2	0-0	n/a
3rd Down Conv. - <= 33 pct.	1-1	L1	1-1	L1
Turnovers - forced 2 or more	2-1	W1	2-1	W1
Turnovers - forced 3 or more	1-0	W34	1-0	W1
Field Position - <=25	2-3	L2	2-3	L2
Field Position - <=20	1-0	W4	1-0	W1
Defense Scores Points	2-0	W6	2-0	W2

COMPARISON

SDSU more rushing yards	2-1	L1	2-1	L1
SDSU more return yards	3-7	L5	3-7	L5
SDSU fewer turnovers	3-2	L1	3-2	L1
SDSU same turnovers	0-3	L3	0-3	L3
SDSU more turnovers	0-4	L14	0-4	L4
SDSU more Time of Poss.	0-2	L2	0-2	L2
SDSU more 1st D. and ToP	0-1	L1	0-1	L1
SDSU better Avg. Field Pos	2-5	L3	2-5	L3
SDSU adv. in TO and AFP	2-2	L1	2-2	L1
SDSU ST (KR/PR) Score	0-0	W6	0-0	n/a

INDIVIDUAL

Rusher - 100+ Yards	2-3	L2	2-3	L2
Multiple - 100+ Yards	0-0	W19	0-0	n/a
Passer - 300+ Yards	0-0	L1	0-0	n/a
Receiver - 100+ Yards	0-2	L2	0-2	L2
100+ Rusher, 300+ Passer	0-0	W2	0-0	n/a



Stony Brook
Aug. 28
7 p.m. PT



at Washington State
Sept. 6
7:15 p.m. PT



California
Sept. 20
7:30 p.m. PT



at Northern Illinois
Sept. 27
TBA



Colorado State*
Oct. 3
7:30 p.m. PT



at Nevada*
Oct. 11
7:30 p.m. PT



at Fresno State*
Oct. 25
TBA



Wyoming*
Nov. 1
4 p.m. PT



at Hawai'i*
Nov. 8
6 p.m. HT



Boise State*
Nov. 15
7:30 p.m. PT



San Jose State*
Nov. 22
TBA



at New Mexico*
Nov. 28
1:30 p.m. MT

SAN DIEGO STATE-STONY BROOK SERIES

Series: First Meeting

Home: 0-0-0, **Away:** 0-0-0

Snapdragon Stadium: 0-0

LaValle Stadium: 0-0

Longest SDSU Win Streak: n/a

Longest Stony Brook Win Streak: n/a

AGAINST THE COLONIAL ATHLETIC ASSOCIATION

- San Diego State is 2-0 all-time against current teams from the Colonial Athletic Association.
- In both seasons SDSU played a CAA team (2016 and 2021), San Diego State finished with double-digit victories and a No. 25 ranking in the final Associated Press Top-25 poll.
- The Aztecs beat New Hampshire, 31-0, in the 2016 season opener. SDSU finished the 2016 campaign with a Mountain West title, an 11-3 record and the aforementioned No. 25 ranking.
- San Diego State then beat Towson, 48-21, in the team's fourth game of the 2021 campaign. The Aztecs started 7-0 that season, finished with a school-record 12 victories (12-2) and a No. 25 final ranking.

RECENT MEETINGS AGAINST FCS PROGRAMS

Below is a look at San Diego State recent games against FCS schools.

Date	Opponent	Location - Stadium	Result
A.31.24	Texas A&M-Commerce	H - Snapdragon	W 45-14
S.2.23	Idaho State	H - Snapdragon	W 36-28
S.10.22	Idaho State	H - Snapdragon	W 38-7
S.25.21	Towson	H - Dignity Health	W 48-21
A.31.19	Weber State	H - SDCCU	W 6-0
S.8.18	Sacramento State	H - SDCCU	W 28-14
S.2.17	UC Davis	H - San Diego	W 38-17
S.3.16	New Hampshire	H - Qualcomm	W 31-0
S.5.15	San Diego	H - Qualcomm	W 37-3
A.30.14	Northern Arizona	H - Qualcomm	W 38-7
A.31.13	Eastern Illinois	H - Qualcomm	L 19-40
S.15.12	North Dakota	H - Qualcomm	W 49-41
S.3.11	Cal Poly	H - Qualcomm	W 49-21
S.4.10	Nicholls State	H - Qualcomm	W 47-0
S.12.09	Southern Utah	H - Qualcomm	W 35-19

SERIES NOTES

- Thursday will mark the first meeting on the gridiron between San Diego State and Stony Brook.
- The two schools are 2,809 miles away from each other which would take nearly 42 hours to drive from one campus to the other without stopping. If you were to opt into taking the toll roads, you could save about two hours on your commute.
- Stony Brook is just the third team from the Colonial Athletic Association that SDSU has played.
- The Seawolves had five consecutive losing seasons, including a 0-10 record in 2023 before Billy Cosh took over as head coach in 2024. Cosh led SB to an 8-4 record in his first season for the largest turnaround in the FCS last year (0-10 to 8-4). Cosh was named the Walter Camp FCS Coach of the Year, AFCA FCS Coach of the Year, AFCA Regional Coach of the Year, and CAA Coach of the Year. He was also the fastest coach in program history to reach eight wins.
- SB is ranked 24th in the Stats Perform FCS Preseason Top 25 and 25th in the coaches poll.
- San Diego State is 2-0 all-time against teams from the Colonial Athletic Association, beating New Hampshire, 31-0, in the 2016 season opener and Towson, 48-21, in 2021. In each of those seasons, the Aztecs finished with double-digits in wins, including a school-record 12 in 2021, and a No. 25 final ranking in the Associated Press Top-25 poll. It is two of the three seasons SDSU has even been ranked in the final AP poll.
- San Diego State has won its last 10 games against FCS schools, outscoring those opponents 345-114, averaging 34.5 points per game and giving up 11.4 points per contest.
- SDSU is 14-1 in their last 15 meetings against FCS schools with the lone loss coming against Eastern Illinois in 2013. That EIU coaching staff featured current Aztec head coach Sean Lewis as the wide receivers coach. The Panthers, led by quarterback Jimmy Garoppolo, totaled 361 yards through the air on their way to scoring 40 points in the season opener for both teams.
- Prior to its current 14-1 stretch, San Diego State was 4-2 against FCS schools since the turn of the century.

SDSU-STONY BROOK CONNECTIONS

- San Diego State offensive lineman Cam May and Stony Brook offensive lineman Christian Forbes both competed at Howard University.
- Stony Brook running back Shakhi Carson played at Kent State in 2022 when SDSU head coach Sean Lewis ran the Golden Flashes football program. Aztecs associate head coach and special teams coordinator Zac Barton ran the special teams and San Diego State offensive coordinator Matt Johnson was Carson's positional coach at running back. Seawolves defensive line coach and defensive recruiting coordinator Sean Hammonds was a graduate assistant working with the defensive line during that 2022 campaign.
- SDSU linebacker DJ Herman and Stony Brook running back Ikaika Ragsdale both prepped at Bishop Gorman High in Las Vegas, Nevada.
- Aztecs wide receiver Will Gianfrini and Seawolves linebacker Anthony Ferrelli went to high school at Carlsbad High in Carlsbad, California.

PLAYER CONNECTIONS

Stony Brook	Hometown/High School/Community College	San Diego State
OL Christian Forbes	Howard University	OL Cam May
RB Ikaika Ragsdale	Bishop Gorman High	LB DJ Herman
LB Anthony Ferrelli	Carlsbad High	WR Will Gianfrini
RB Ikaika Ragsdale (Bishop Gorman High)	Las Vegas, Nevada	EDGE Ryan Henderson (Canyon Springs High)
		LB DJ Herman (Bishop Gorman High)
		EDGE Brian Townsend Jr. (Arbor View High)
OL Matt Grossman (Long Beach High)	Long Beach, California	QB JP Mialovski (Millikan High)
		CB Bryce Phillips (La Habra High)

Fletcher (Southern Miss., 2006-09), Justin Jackson (Northwestern, 2014-17) and Myles Gaskin (Washington, 2015-18).

- Cooper was the first Aztec with a 1,000-yard season since Greg Bell in 2021 (Bell had 1,091 yards in 14 games) and the 19th different Aztec with a 1,000-yard season (27 times overall).

PASSING OFFENSE

- Since the start of the 2015 season, San Diego State has thrown 68 interceptions, the fourth fewest in the nation over that span behind option teams Navy's 52 (min. 100 GP), Air Force (62) and Army West Point (64). In contrast, Hawai'i has thrown 137 interceptions over that span, which is the most since 2015.
- Since 2015, the Aztecs own a +80 advantage in defensive interceptions (148) compared to interceptions thrown (68). That is the largest difference in the country over that span, followed by Iowa (+77), Alabama (+76), and Oregon (+60).
- SDSU has won five of its last six games when throwing for at least 300 yards.
- San Diego State returns only 48 passing yards from a year ago (none by a quarterback), which is the fourth fewest in the country according to a recent FBS athletic communications survey).
- Four different Aztecs - Danny O'Neil, Javance Tupou'ata-Johnson, Jordan Napier and DJ Herman - had a completion in the Washington State game on Oct. 26, 2024, matching the most by a FBS team last season (also Tulsa twice) and the most by SDSU since at least 1996 (also four vs. Eastern Illinois on Oct. 6, 2001).
- Against Air Force on Nov. 30, 2024, San Diego State had a 75.8 completion percentage, which was the program's highest since a 76.0 percent mark at Colorado State on Nov. 11, 2023.
- Jayden Denegal has been named SDSU's starting quarterback for the opener against Stony Brook. The Michigan transfer becomes the fourth straight quarterback to start at San Diego State having never started at another institution. The others were Jalen Mayden, who went 9-11 from 2022-23, Danny O'Neil (3-8 in 2024) and Javance Tupou'ata-Johnson (0-1 in 2024). The previous three quarterbacks went a combined 12-20 for a .375 winning percentage.

BULLET NOTES - DEFENSE

- Rob Aurich is in his first season as SDSU's defensive coordinator and second season overall after coaching the EDGEs last year. Aurich has previous coordinator experience at Idaho (2022-23 defensive coordinator), South Dakota (2018-21 special teams coordinator) and Bemidji State (2015-17 defensive coordinator).
- Demetrius Sumler was promoted to the defensive pass game coordinator this past offseason. Sumler is in his eighth year of coaching the cornerbacks, having had three cornerbacks make NFL teams following their time at SDSU.
- San Diego State all 11 starters on defense (note that returning Teivis Tuioiti and departing Tupu Alualu each had six starts at defensive tackle, and are counted as co-starters).

DEFENSIVE NUMBERS

- Since 2014, SDSU ranks third in the country in interceptions (162), ninth in both total defense (330.1) and scoring defense (20.5), and tied for 10th in turnovers forced (236).
- San Diego State has held its opponent to single digits 21 times time since 2015 (126 games) and to 10 or less points 38 times over that span.
- The Aztecs have allowed just 1,449 points over the last 266 quarters (5.45 points per quarter) (does not include overtime periods).
- SDSU has allowed just 1,523 points over the last 72 games (21.2 ppg).
- San Diego State held its opponent scoreless on its opening possession seven times in 12 games last season, 23 times in 37 games since 2022, 35 times in 50 games since 2021 and 89 times since 2015 (126 games).
- The Aztecs have not allowed a first-quarter touchdown in 11 of the last 21 games.
- SDSU had gone 18 straight games without allowing more than seven points in the first quarter before Central Michigan scored 10 of its 22 points in the first quarter on Sept. 28. San Diego State has allowed seven or fewer points in 31 of the last 36 first quarters.
- SDSU has held seven of its last 34 opponents without a touchdown in the first half.
- Last year, opponents had 137 drives where they tried to score on SDSU (does not include kneeldowns) and the Aztecs have forced three-and-outs (or less) on 31 of those drives (22.6 pct.). San Diego State average 2.58 three-and-outs per game.
- The Aztecs return all 11 starters on defense (note that returning Teivis Tuioiti and departing Tupu Alualu each had six starts at defensive tackle, and are counted as co-starters).
- SDSU had two defensive touchdowns in the opener against Texas A&M-Commerce on Aug. 31, 2024 (Tano Letuli fumble recovery in the end zone and JD Coffey III 45-yard interception return) in the same game for the first time since Nov. 5, 2016 vs. Hawai'i.
- San Diego State's three defensive touchdowns last season were tied for 12th in the country, trailing only Notre Dame (6), Tulane (6), Coastal Carolina (5), Oklahoma (5), Arizona State (4), James Madison (4), Louisville (4), Ohio State (4), Penn State (4), Pittsburgh (4) and SMU (4).
- SDSU has won six straight games when scoring a defensive touchdown (2-0 last season).
- SDSU allowed just seven points in the second half vs. New Mexico on Nov. 8, 2024, its fewest since also surrendering seven at Colorado State on Nov. 11, 2023.
- EDGE Trey White was named the Mountain West Preseason Defensive Player of the Year by the league's media. White was the first San Diego State defensive lineman to be named the MW preseason defensive player of the year and the fourth defensive player overall, joining cornerback Leon McFadden in 2012, cornerback Damontae Kazee in 2016 and safety Patrick McMorris in 2022.
- White also made two preseason watch lists, including for the Chuck Bednarik Award (most outstanding defensive player) and the Bronko Nagurski Trophy (defensive player of the year).
- LB Tano Letuli joined White on the preseason all-MW team. Letuli led the Aztecs last season with 70 tackles, despite missing two games with a broken hand.
- CB Chris Johnson tied for 14th in FBS last year in forced fumbles (3, T-1st in MW) and forced fumbles per game (0.25, T-1st in MW). The three forced fumbles were tied for the 13th most in SDSU single-season history.

ACTIVE CAREER START CHART(OFF./DEF.)

Career Starts (Off/Def)	'20	'21	'22	'23	'24	'25	Total
Bryce Phillips, CB	-	-	11	11	12	-	34
Bayo Kannike, OL	RS	5	11	11	3	-	30
Ross Ulugalu-Maseuli, OL	-	RS	6	10	12	-	28
Dalesean Staley, S	-	-	RS	11	10	-	21
Seth Adams, OL/TE	7	10	0	0	3	-	20
Christian Jones, OL	-	RS	0	6	12	-	18
Mister Williams, LB	0	RS	0	3	14	-	17
Niles King, EDGE	-	RS	0	1	13	-	14
Kalan Ellis, OL	-	5	9	0	-	-	14
Trey White, EDGE	-	-	RS	1	12	-	13
Krishna Clay, DL	-	-	-	-	12	-	12
Chris Johnson, CB	-	-	0	0	12	-	12
Eric Butler, S	-	-	0	0	11	-	11
Cam May, OL	-	-	0	0	11	-	11
Myles Kitt-Denton, WR	RS	0	0	1	10	-	11
Deshawn McQuin, S	0	1	0	2	7	-	10
Tanu Letuli, LB	-	-	-	0	10	-	10
Dwayne McDougale	-	-	RS	0	8	-	8
Brady Nassar, DL	-	-	-	0	8	-	8
Owen Chambliss, LB	-	-	-	RS	7	-	7
Teivis Tuioiti, DL	RS	0	0	0	6	-	6
Christian Washington, RB	-	-	2	0	4	-	6
Josh Hunter, S	-	-	RS	5	0	-	5
Sam Benjamin, DL	-	-	0	0	4	-	4
Donovan Brown, WR	-	-	RS	4	-	-	4
Bert Emmanuel Jr., QB	-	-	1	3	0	-	4
Joseph Borjon, OL	-	-	0	3	1	-	4
Dallas Fincher, OL	RS	0	0	2	0	-	2
DJ Herman, LB	-	-	0	0	2	-	2
Malachi Fianu, DL	-	-	RS	0	1	-	1
Jordan Napier, WR	-	-	-	RS	1	-	1
Josiah Cox, S	-	-	-	0	1	-	1
Ryan Henderson, EDGE	-	-	-	0	1	-	1
Saipale Fuimaono, OL	-	-	-	-	1	-	1
Brady Anderson, LB	-	0	RS	1	0	-	1

Kannike's first 30 starts came at Utah Tech. Phillips' first 22 starts came at Tennessee State. Adams' first 17 starts came at Cumberland at OL and last three came at Southeastern Louisiana at TE. Mister Williams' first 17 starts came at Incarnate Word. Ellis' 14 starts came at Syracuse. King's first 14 starts came at Grand Valley State. Kitt-Denton's first 11 starts came at Northwestern State. May's first 11 starts came at Howard. Staley's first 11 starts were at Northern Iowa. McDougale's first eight starts were at Idaho. Brown's first four starts were at Syracuse. Washington's first two starts came at New Mexico and last four came at Coastal Carolina. Emmanuel Jr.'s first four starts were at Central Michigan. Borjon's first three starts were at Arizona. Fincher's two starts came at Michigan State. Cox's first start came at New Mexico State. Fianu's first start came at Hawai'i. McQuin redshirted the 2019 season while at TCU.

MOST GAMES / CONSECUTIVE GAMES

Most Games Played	Games
Deshawn McQuin, S	44
Mister Williams, LB	44
Bayo Kannike, OL	38
Christian Jones, OL	37
DJ Herman, LB	36
Chris Johnson, CB	36

Consecutive Games Played	Streak
Christian Jones, OL	37
Bryce Phillips, CB	34
Chris Johnson, CB	30
Niles King, EDGE	28
Trey White, EDGE	27

TOP SCORING DEFENSES SINCE 2014

Best scoring defenses since start of 2014 (min. 100 GP)

Rk.	School	Pts. Allowed Per Game
1.	Georgia	17.1
2.	Alabama	17.2
3.	Clemson	17.8
4.	Iowa	18.0
5.	Michigan	18.1
6.	Wisconsin	18.2
7.	Ohio State	18.3
8.	Penn State	19.0
9.	San Diego State	20.5
10.	Notre Dame	21.0

TOP TOTAL DEFENSES SINCE 2014

Best total defenses since start of 2014 (min. 100 GP)

Rk.	School	Total Yds. Allowed Per Game
1.	Michigan	294.2
2.	Wisconsin	298.0
3.	Georgia	304.5
4.	Clemson	305.9
5.	Alabama	306.4
6.	Ohio State	317.1
7.	Iowa	319.2
8.	Penn State	321.9
9.	San Diego State	330.1
10.	Air Force	334.2

MOST INTERCEPTIONS SINCE 2014

Below is a list of the most interceptions forced in the FBS since the beginning of the 2014 campaign.

Rk.	Team	INT
1.	Iowa	171
2.	Clemson	164
3.	San Diego State	162
4.	Alabama	159
5.	Brigham Young	149
	Oregon	149
7.	Western Kentucky	148
8.	Ohio State	144
	Utah	144
	Wisconsin	144

MOST TURNOVERS FORCED SINCE 2014

Below is a list of the most turnovers forced in the FBS since the beginning of the 2014 campaign.

Rk.	Team	TO Forced
1.	Clemson	268
2.	Memphis	256
3.	Alabama	253
4.	Iowa	246
5.	Louisiana Tech	242
	Utah	242
	Western Kentucky	242
8.	Ohio State	240
9.	Penn State	237
10.	San Diego State / South Florida / Troy	236

FEWEST INT. THROWN SINCE 2015

Fewest INT by an FBS team since 2015 (min. 100 GP).

Rk.	School	Int.
1.	Navy	52
2.	Air Force	62
3.	Army West Point	64
4.	San Diego State	68
5.	Alabama / Tennessee	72

- LB Brady Anderson, DL Krishna Clay, LB Tano Letuli, S Dalesean Staley and CB Jelani Whitmore each tied for seventh in the Mountain West in fumble recoveries (1) last year.
- S Josh Hunter had 15 tackles at Colorado State on Nov. 11, 2023, then most by an Aztec since Kyahva Tezino had 15 at Fresno State on Nov. 17, 2018. Hunter entered the game with 17 tackles this season and 18 for his career.

RUSHING DEFENSE

- Opponents rushed 509 times last season with only 20 explosives runs (run of at least 20 yards) (3.9 pct.).
- Over the past four seasons since 2021, opponents have rushed 1,761 times with only 54 attempts longer than 20 yards (3.1 pct.).
- Opponent rush average last year vs. SDSU by down: 1st - 5.5; 2nd - 4.5; 3rd - 4.1; 4th - 3.7.
- Opponent rush average last year vs. SDSU by quarter: 1st - 5.2; 2nd - 4.7; 3rd - 4.1; 4th - 5.5 - and by half: 1st - 5.0; 2nd - 4.8.
- San Diego State held Central Michigan to 154 rushing yards on 42 carries (3.7 avg.) on Sept. 28, 2024, a week after CMU ran for 335 yards on 33 attempts vs. Ball State (10.2 avg.).
- Washington State came into its game against the Aztecs on Oct. 26, 2024, averaging 176.1 yards per game but ran for just 114 on 40 carries (2.9 avg.).
- Boise State Heisman Trophy candidate Ashton Jeanty, who came into the weekend averaging 196.6 yards per game, rushed for just 149 on 31 carries (4.8 avg.) on Nov. 1, 2024 vs. the Aztecs.

PASSING DEFENSE

- SDSU's 162 interceptions since the 2014 season are the third most in the country over that span while its 17 interceptions returned for a touchdown rank in a tie for 13th over that span.
- San Diego State led the country in interception return average (30.4, min. 3 INT) last year, a tie for 16th in interceptions returned for a touchdown (2) and 27th in interception return yards (213).
- EDGE Trey White ranked fourth in FBS last year in sacks per game (1.04) and tackles for loss per game (1.54), tied for fifth in sacks (12.5), seventh in total tackles for loss (18.5) and tackles for loss yards (102), and tied for 13th in sack yards (68). White led the Mountain West in all of those categories.
- White ranked in a tie for third in SDSU single-season history last year with 12.5 sacks with Andy Coviello (1991), only trailing Mike Douglass (21.0 in 1976) and Brett Faryniarz (13.0 in 1987).
- White's 18.5 tackles for loss, meanwhile, were the 13th most in SDSU single-season history.
- According to Pro Football Focus, White ranked in a tie for 39th in the country (third in MW) in quarterback pressures (39).
- White logged three sacks and four tackles for loss at Central Michigan on Sept. 28, 2024. He was the first Aztec with four TFLs in a game since Jay Henderson had four vs. Northern Illinois on Sept. 30, 2017.
- White followed with another three sacks and four tackles for loss once again vs. Hawai'i on Oct. 5 en route to being named the Mountain West Defensive Player of the Week on Oct. 7 for the first time of his career. According to Pro Football Focus, White's eight quarterback pressures were tied for the second most in the country that week, while his five quarterback hurries were tied for seventh.
- White came up with two sacks and three tackles for loss the following week at Wyoming on Oct. 12, making it four straight games with multiple sacks.
- S Eric Butler returned an interception 43 yards for a touchdown at Wyoming on Oct. 5, 2024. Butler tied for first in the Mountain West in interceptions returned for a touchdown (1, T-6th in FBS).
- CB Bryce Phillips was sixth in the Mountain West last year in interception yards (68, T-71st in FBS).

BULLET NOTES - SPECIAL TEAMS

- Associate head coach Zac Barton is in his second season as SDSU's special teams coordinator. Barton joined San Diego State after spending 2024 at Kansas, where he served as the Jayhawks' special teams analyst. In his lone season at KU, the Jayhawks ranked seventh in FBS in special teams grading according to Pro Football Focus, grading just behind CFP playoff teams Alabama, Texas, and Washington. Kansas would go on to earn a selection into the 2023 Guaranteed Rate Bowl to cap off an 8-4 regular season, their best regular season record since 2007. Prior to Kansas, Barton coached the special teams at Kent State from 2018-22 under head coach Sean Lewis and helped the Golden Flashes' special teams unit to new heights.
- Barton was named a Broyles Award nominee for the 2024 season for the top assistant coach in the country.
- Special teams have long been a key to San Diego State's success. The Aztecs have won five of the 10 Mountain West Special Teams Player of the Year awards issued since 2015. Those five include three kick returners (Rashaad Penny from 2015-17), two punters (Matt Araiza in 2021 and Jack Browning in 2022) and one kicker (also Araiza in 2021).
- SDSU also has won three the MW preseason special teams player of the year over the last four seasons (KR/PR Jordan Byrd in 2022, P/K Jack Browning in 2023 and K Gabe Plascencia in 2025).
- ESPN's special teams efficiency rating had San Diego State at 72.2 in 2022, which ranked second in FBS, trailing only South Carolina (79.8). The Aztecs were fifth in 2021 at 69.9, ninth in 2023 at 65.8 and eighth last season at 67.6.
- Since the start of the 2015 season, San Diego State has 14 kickoff returns for touchdowns, the most in FBS play over that time. To put that stat into perspective, seven other teams have played at least 100 games over that span and do not have a single kick return touchdown.
- The Aztecs also have five 100-yard kickoff return touchdowns since 2015, one behind Western Michigan for the most in FBS play over that span.
- SDSU had three non-offensive touchdowns this season - a Tano Letuli fumble recovery in the end zone vs. Texas A&M-Commerce on Aug. 31 and a JD Coffey III 45-yard interception return in the same game, and an Eric Butler 43-yard touchdown at Wyoming on Oct. 12. The three non-offensive touchdowns were tied for the 28th most in the country.
- The Aztecs have 14 non-offensive touchdowns since the start of the 2021 season. Only 11 schools have more non-offensive touchdowns over that span, including Notre Dame (22), Pittsburgh (21), Ohio State (18), Iowa (17), Kentucky (17), Utah (17), Middle Tennessee

(16), Arkansas State (15), Houston (15), SMU (15) and Tulane (15). Over that span, SDSU has five interception returns for touchdowns, four blocked punt returns for touchdowns, two kickoff returns for a touchdown, two fumble recoveries for a touchdown and one punt return for a touchdown.

- Since the start of the 2020 season, San Diego State has 18 non-offensive touchdowns, tied with Middle Tennessee and Tulane for the ninth most in the country over that span, trailing only Notre Dame (25), Pittsburgh (23), Ohio State (21), Iowa (20), Kentucky (20), Utah (20), Alabama (19) and Houston (19).
- **PK Gabe Plascencia was 13-for-14 last season in field goal attempts. The 92.9 field goal percentage was a school record.**
- Plascencia was named the Mountain West Preseason Special Teams Player of the Year. He's SDSU's third MW preseason special teams player of the year over the last four seasons (also KR/PR Jordan Byrd in 2022 and P/K Jack Browning in 2023).
- **Plascencia is 17-for-18 for his career. The 94.4 percentage would be a school record if he had enough attempts (25) to qualify.**
- Plascencia led the Mountain West in field goal percentage (92.86, T-9th in FBS), and was third in made field goals per game (1.18, T-50th in FBS), tied for fourth in made field goals (13, T-73rd in FBS), tied for sixth in field goals attempted per game (1.27), tied for seventh in kickoff touchbacks (23), eighth in kickoff touchback percentage (46.00), total kickoffs (8), kickoff yards (2,980) and kickoff average (59.60), and 10th in field goal attempts (14).
- Plascencia has seven career games with multiple field goals, including five last year.
- Plascencia has made 12 consecutive field goals, which is tied for the sixth-longest active streak in the country and the second longest by an Aztec since at least the 1996 season.
- **P Hunter Green ranked fifth in FCS last year in punt average (46.3). The 46.3 average would've ranked fifth in FBS last year and eclipsed the all-MW first-team punter Tyler Pastula of San Diego State (46.1).**
- **The 46.3 average would've ranked third in SDSU single-season history.**
- Including FCS play, Green is averaging 45.0 yards per punt for his career.
- Chris Johnson blocked a punt at UNLV on Nov. 16, 2024. Johnson was tied for second in the Mountain West in blocked kicks (1, T-14th in FBS) and tied for third in blocked kicks per game (0.08, T-40th in FBS).
- Eric Butler blocked two punts in 2023, tied for the second-most blocked kicks in SDSU single-season history. His two career blocked kicks are tied for the fifth most in school history.

TREY WHITE & GABE PLASCENCIA NAMED MW PRESEASON PLAYERS OF THE YEAR

San Diego State football players Trey White and Gabe Plascencia were each named Mountain West preseason players of the year, the league announced at the MW Media Days in July. White was chosen as the preseason MW defensive player of the year, while Plascencia was selected as the special teams player of the year.

Tano Letuli joined White and Plascencia on the all-conference team. The preseason poll and all-conference team are voted on by media representatives who cover the conference.

White, who plays the EDGE position in the Aztecs' 4-2-5 defense, was a first-team all-MW performer last year after totaling 60 tackles (40 solo), 18.5 tackles for loss (No. 1 in MW, No. 7 (tied) in FBS), 12.5 sacks (No. 1 in MW, No. 5 (tied) in FBS), two pass breakups and a forced fumble. White's 12.5 sacks were tied for the third most in SDSU single-season history.

White is the first San Diego State defensive lineman to be named the MW preseason defensive player of the year and the fourth defensive player overall, joining cornerback Leon McFadden in 2012, cornerback Damontae Kazee in 2016 and safety Patrick McMorris in 2022. The Aztecs, who return seven of their nine all-conference performers from a year ago, have all 11 starters back on defense this season (note that returning Teivis Tuitoti and departing Tupu Alualu each had six starts at defensive tackle, and are counted as co-starters).

Plascencia, meanwhile, became SDSU's third MW preseason special teams player of the year over the last four seasons (also KR/PR Jordan Byrd in 2022 and P/K Jack Browning in 2023). Plascencia made 13 of 14 field goals last year for the best field goal percentage (.929) in program history. The left-footed kicker has made 12 consecutive field goals entering 2025, tied for the sixth-longest active streak in the country and the second longest by an Aztec since at least the 1996 season.

Plascencia, who was a second-team all-MW selection last year, is the third SDSU kicker to make an all-MW team, all since 2015 (also Donny Hageman in 2015 and John Baron II in 2017).

Letuli, a team captain in 2024 - along with Trey White the first underclassmen captains at San Diego State since Kevin O'Connell in 2005 - led the Aztecs last season with 70 tackles, despite missing two games with a broken hand. Letuli, an honorable mention pick in 2024, had at least eight tackles in five games and seven in another two. A SDSU linebacker has now made the preseason all-league team in four of the last five seasons.

San Diego State was also picked to finish eighth in the preseason poll with 202 points, just 11 behind Hawai'i in seventh and 37 clear of Utah State in ninth. Defending champion Boise State is predicted to win the league with 464 points, totaling 35 of the 39 first-place votes. UNLV is second with 415 points and the other four first-place votes. San José State is third with 359 points, followed by Colorado State (326), Fresno State (301), Air Force (280), Hawai'i (213), the Aztecs (202), Utah State (165), Wyoming (150), New Mexico (84) and Nevada (83).

Mountain West Football Preseason Players of the Year

Offensive Player of the Year: Maddux Madsen, Jr., QB, Boise State

Defensive Player of the Year: Trey White, Jr., EDGE, San Diego State

Special Teams Player of the Year: Gabe Plascencia, Sr., K, San Diego State

DEFENSIVE SCORING PLAYS (SINCE 2009)

2024

Eric Butler43-yd INT at Wyoming (0.12.)
Tano Letuli0-yd FR after Trey White's FF
.....vs. Texas A&M-Commerce (A.31)
JD Coffey45-yd INT vs. Texas A&M-Commerce (A.31)

2023

Deshawn McCuin70-yd INT at Hawai'i (0.14) (TD)

2022

Jonah TavaiSacked QB in end zone vs. SJSU (N.12) (Safety)
Patrick McMorris30-yd FR after Michael Shawcroft's FF
.....at Nevada (0.22) (TD)

2021

Andrew Aleki17-yd INT at UNLV (N.19) (TD)
Andrew Aleki25-yd INT vs. New Mexico State (S.4) (TD)

2020

Darren Hall57-yd INT at Colorado (N.28) (TD)
Segun Olubi71-yd INT vs. Hawai'i (N.14) (TD)

2019

Darren Hall20-yd FR after Tariq Thompson's FF
.....vs. Central Michigan (D.21) (TD)

2017

Tariq Thompson83-yd INT vs. Northern Illinois (S.30) (TD)

2016

Ron Smith54-yd INT vs. Houston (D.17) (TD)
Damontae Kazee54-yd INT vs. Hawai'i (N.5) (TD)
Ron Smith14-yd INT vs. Hawai'i (N.5) (TD)
Malik Smith28-yd INT at Utah State (O.28) (TD)
Ronley Lakalaka9-yd INT vs. California (S.10) (TD)

2015

Alex Barrett43-yd INT vs. Cincinnati (D.24) (TD)
Damontae Kazee55-yd INT at Colorado St. (O.31) (TD)
Calvin Munson67-yd INT vs. San Diego (S.6) (TD)
.....19-yd INT vs. San Diego (S.6) (TD)

2014

Calvin Munson56-yd INT vs. Air Force (N.21) (TD)

2013

J.J. Whittaker18-yd INT vs. Boise State (N.23) (TD)

2012

Everett Beed52-yd FR vs. Air Force (N.10) (TD)
Leon McFadden96-yd INT at Fresno State (S.29) (TD)
Eric Pinkins32-yd INT at Fresno State (S.29) (TD)
Leon McFadden28-yd INT vs. North Dakota (S.15) (TD)

2010

Jerome LongFR in end zone after Rob Andrews' FF
.....at TCU (N.13) (Safety)

2009

Luke Laolagi55-yd INT at UNLV (N.28) (TD)
Dey Juan Hemmings14-yd FR after Ernie Lawson's FF
.....vs. New Mexico State (O.3) (TD)
TeamQB fell in end zone vs. So. Utah (S.12) (Safety)

SPECIAL TEAMS SCORING PLAYS SINCE 2011

2022

Jordan Byrd95-yard KR vs. San José State (N.12) (TD)
 Tyrell Shavers.....Punt block; Returned for touchdown (S.30) (TD)
 Jordan Byrd.....66-yard PR vs. Idaho State (S.10) (TD)
 Team.....Punt block; Jaylon Armstead returned for a
touchdown vs. Arizona (S.3) (TD)

2021

Tyrell ShaversPunt block; Trenton Thompson returned for
touchdown vs. Towson (S.25) (TD)
 Jordan Byrd100-yard KR vs. Utah (S.18) (TD)
 Kaegun Williams.....Punt block; Tyrell Shavers returned for
touchdown at Arizona (S.11) (TD)

2020

Jordan Byrd93-yard KR vs. Colorado State (D.5) (TD)
 BJ Busbee90-yard KR vs. Colorado State (D.5) (TD)

2019

Trenton ThompsonPunt block; Caden McDonald returned for
touchdown at UNLV (10.26) (TD)
 Kaegun Williams95-yard KR vs. San José State (O.19) (TD)

2018

Kaelin HimphillPunt block; Trenton Thompson returned for
touchdown vs. Air Force (O.12) (TD)

2017

Juwan Washington78-yd KR vs. Army West Point (D.23) (TD)
 Rashaad Penny100-yd KR vs. Nevada (N.18) (TD)
 Rashaad Penny70-yd PR vs. Nevada (N.18) (TD)
 Juwan Washington96-yd KR vs. Northern Illinois (S.30) (TD)
 Rashaad Penny99-yd KR at Arizona State (S.9) (TD)

2016

Juwan Washington92-yd KR at Wyoming (N.19) (TD)
 Rashaad Penny93-yd KR at Wyoming (N.19) (TD)
 Rashaad Penny100-yd KR vs. California (S.10) (TD)

2015

Rashaad Penny100-yd KR vs. Cincinnati (D.24) (TD)
 Damontae Kazee66-yd PR at UNLV (N.21) (TD)
 Rashaad Penny100-yd KR at Penn State (S.26) (TD)
 Rashaad Penny97-yd KR vs. San Diego (S.5) (TD)

2014

Lloyd Mills67-yd PR vs. Northern Arizona (A.30) (TD)

2013

Tim Vizzi71-yd PR at UNLV (N.30) (TD)
 Tim Vizzi41-yd PR vs. Boise State (N.23) (TD)
 TeamFumbled punt out of end zone (O.4) (Safety)
 Sam MeredithPAT block; David Lamar returned for
def. PAT at New Mexico State (S.28) (2 pts.)

2012

Colin Lockett100-yd KR at Boise State (N.3) (TD)
 Colin Lockett96-yd KR vs. Army (S.8) (TD)

2011

Brandon Davis98-yd KR at Air Force (O.13) (TD)
 Colin Lockett94-yd KR vs. Cal Poly (S.3) (TD)

2025 Mountain West Football Preseason All-Conference Team

Offense

QB Maddux Madsen, Jr., Boise State
 WR Latrell Caples, Gr., Boise State
 WR Pofele Ashlock, Jr., Hawai'i
 WR Nick Cenacle, Sr., Hawai'i
 RB Scottie Humphrey, Jr., New Mexico
 RB Jai'Den Thomas, Jr., UNLV
 OL Kage Casey, Jr., Boise State
 OL Mason Randolph, Sr., Boise State
 OL Peseti Lapuaha, Sr., San José State
 OL Caden Barnett, Sr., Wyoming
 OL Jack Walsh, Sr., Wyoming
 TE Matt Lauter, Sr., Boise State

Defense

DL Braxton Fely, Sr., Boise State
 DL Jayden Virgin-Morgan, Jr., Boise State
DL Trey White, Jr., San Diego State
 DL Gafa Faga, Sr., San José State
 LB Marco Notarainni, Sr., Boise State
LB Tano Letuli, Jr., San Diego State
 LB Jordan Pollard, Sr., San José State
 LB Marsel McDuffie, Sr., UNLV
 DB Ty Benefield, Jr., Boise State
 DB A'Marion McCoy, Gr., Boise State
 DB Al'zillion Hamilton, Sr., Fresno State
 DB Ike Larsen, Sr., Utah State

Special Teams

P Luke Freer, Sr., Air Force
 PK Gabe Plascencia, Sr., San Diego State
 PR Marcus Bellon, Sr., Nevada
 KR Abraham Williams, Sr., New Mexico

Preseason All-Conference Notes: San Diego State has multiple preseason players of the year for the second time in the last four years (also 2022 when Patrick McMorris was the defensive player of the year and Jordan Byrd was the special teams player of the year) ... This is the third time since 2016 that SDSU has had multiple preseason players of the year (2016, 2022 and 2025) ... After having just one preseason player of the year in the first 17 seasons of the Mountain West (Leon McFadden, defensive player of the year in 2012), San Diego State has nine preseason players of the year over the last 10 seasons ... This is the fourth time the Aztecs have had a preseason defensive player of the year (all since 2012), including CB Leon McFadden in 2012, CB Damontae Kazee in 2016, S Patrick McMorris in 2022 and EDGE Trey White in 2025 ... SDSU has had three of the last four special teams preseason players of the year in KR/PR Jordan Byrd in 2022, P/K Jack Browning in 2023 and K Gabe Plascencia in 2025 ... A San Diego State linebacker has now made the preseason all-Mountain West team in four of the last five seasons ... Gabe Plascencia is the third Aztec kicker to make an all-MW team, all since 2015 (also Donny Hageman in 2015 and John Baron II in 2017) ... SDSU does not have a preseason all-league offensive player in consecutive seasons for the first time since a three-year stretch from 2006-08.

2025 Mountain West Preseason Poll

Team (First-Place Votes)	Points
1. Boise State (35)	464
2. UNLV (4)	415
3. San José State	359
4. Colorado State	326
5. Fresno State	301
6. Air Force	280
7. Hawai'i	213
8. San Diego State	202
9. Utah State	165
10. Wyoming	150
11. New Mexico	84
12. Nevada	83

Preseason Poll Notes: This is the third Mountain West preseason poll without divisions since 2012 when the Aztecs were picked fifth and captured the league title along with Boise State and Fresno State ... SDSU is picked eighth for a second straight season ... The eighth-place prediction matches its lowest preseason ranking (fifth time overall) in league history (note that from 2013-22 the league was split in divisions and out of just six teams, although San Diego State never was picked worse than third) ... The first three times the Aztecs were picked eighth there were only nine teams in the league (2005, 2007 and 2009), while the last two times there are 12 teams in the league (2024 and 2025) ... SDSU, which averaged a predicted finish of 6.5 from 2005-12, has ended up at or better than its predicted finish in 10 of the last 15 seasons and 13 times over the past 20 years ... San Diego State has won two of the last 10 MW titles (2015 and 2016) and three of the past 13 (also 2012).

2025 PRESEASON ACCOLADES

Unit Rankings

Special Teams - first in MW, 15th in FBS - Phil Steele Magazine
 Linebackers - first in MW - Phil Steele Magazine
 Defensive Backs - third in MW - Phil Steele Magazine
 Quarterbacks - fourth in MW - Phil Steele Magazine
 Offensive Line - fifth in MW - Phil Steele Magazine

Miscellaneous

Second-best recruiting class in Mountain West - Phil Steele Magazine

Individual Honors**Joe Borjon | Sr. | La Puente, Calif. | Offensive Line**

All-MW third team - Phil Steele Magazine

All-MW third team - Athlon Sports

Eric Butler | Sr. | Corona, Calif. | Safety

All-MW first team - Phil Steele Magazine

All-MW third team - Athlon Sports

No. 3 NFL draft eligible free safety in MW (No. 32 in FBS) - Phil Steele Magazine

Owen Chambliss | So. | Corona, Calif. | Linebacker

All-MW fourth team - Athlon Sports

Krishna Clay | Jr. | Vacaville, Calif. | Defensive Line

All-MW second team - Phil Steele Magazine

All-MW third team - Athlon Sports

Jayden Denegal | Jr. | Apple Valley, Calif. | Quarterback

Team Captain

SDSU's top newcomer - Lindy's Sports

Hunter Green | Jr. | Redmond, Wash. | Punter

All-MW second team - Phil Steele Magazine

All-MW second team - Athlon Sports

DJ Herman | Sr. | Las Vegas, Nev. | Linebacker

Team Captain

Chris Johnson | Sr. | Eastvale, Calif. | Cornerback

Team Captain

All-MW first team - Phil Steele Magazine

All-MW first team - Athlon Sports

All-MW first team - College Football Network

All-MW first team - Sports Info Solutions

All-MW second team - Lindy's Sports

Senior Bowl Top 300 Watch List

MW's No. 16-ranked player - College Football Network

No. 1 NFL draft eligible cornerback in MW (No. 38 in FBS) - Phil Steele Magazine

Christian Jones | Sr. | San Luis Obispo, Calif. | Offensive Line

No. 2 NFL draft eligible tackle in MW (No. 64 in FBS) - Phil Steele Magazine

Myles Kitt-Denton | Sr. | Pearland, Texas | Wide Receiver

Earl Campbell Tyler Rose Award Watch List (offensive player with ties to Texas)

Tano Letuli | Jr. | San Diego, Calif. | Linebacker

Polynesian Player of the Year Watch List (Polynesian ancestry)

Team Captain

All-MW first team - MW Media

All-MW first team - Phil Steele Magazine

All-MW first team - Athlon Sports

All-MW first team - Lindy's Sports

All-MW first team - College Football Network

All-MW first team - Sports Info Solutions

MW's No. 19-ranked player - Nevada Sports Net

Jordan Napier | So. | Fontana, Calif. | Wide Receiver

Paul Hornung Award Watch List (most versatile player)

All-MW second team - Athlon Sports

All-MW second team - Lindy's Sports

All-MW second team - College Football Network

All-MW third team (PR) - Athlon Sports

All-MW fourth team - Phil Steele Magazine

Brady Nassar | Jr. | Pleasanton, Calif. | Defensive Line

All-MW fourth team - Athlon Sports

Bryce Phillips | Sr. | Long Beach, Calif. | Cornerback

All-MW second team - Phil Steele Magazine

All-MW second team - Athlon Sports

GEOLOGICAL BREAKDOWN**California (70) (Bold indicates San Diego County)**

Nathan Acevedo, Tiumalu Afalava, Jacob Alvarez, Marlon Ames, Lucan Amituanai, Brady Anderson, Alex Bleszynski, Mason Baker, Joe Borjon, Eric Butler, Isaiah Buxton, Braylon Cardwell, Byron Cardwell Jr., Owen Chambliss, Tyson Chavez, Krishna Clay, Amari Comier, Kodi Cornelius, Josiah Cox, Delon Craft Jr., Kyle Crum, Kainoa Davis, Jayden Denegal, Tashi Dorje, Chase Duarte, Sidney Dupuy, Malachi Finau, Max Garrison, Xavier Hamlett, Dean Harrington, Anthony Hastings, Josh Hunter, Connor Irons, Chris Johnson, Christian Jones, Bayo Kanneke, Ikbal Kassim, Jayden Kendricks, Tano Letuli, Jack Lua, Jerry McClure, Dwayne McDougale, JP Mialovski, Jordan Napier, Brady Nassar, Timothy Netane, De'yhare Overstreet-Glover, Bryce Phillips, Brian Pierce Jr., Gabriel Plascencia, Connor Poulson, Etene Pritchard, Cincere Rhane, Charlie Stewart, Lucky Sutton, Jordin Thomas, Parker Threatt, Draiden Trudeau, Kaimana Tufaga, Jeremiah Tuileila, Ross Ulugalu-Maseuli, Christian Washington, Mikey Welsh, Trey White, Jelani Whitmore, Luke Williams, Mister Williams, Prince Williams, Tanner Williams, Ashdon Wnetzak

Texas (7)

Will Cianfrini, Bert Emanuel Jr., Jackson Ford, Jaylon Hawkins, Myles Kitt-Denton, Deshawn McCuin, Jelani McLaughlin

Arizona (4)

Sam Benjamin, Nick Clegg, Michael Leville Watkins, Ryan Wolfer

Michigan (4)

Dallas Fincher, Niles King, Cam May, Chase Shumate

Nevada (4)

Ryan Henderson, DJ Herman, Ben Scolari, Brian Townsend Jr.

Washington (3)

Arthur Ban, Hunter Green, Jatavious Magee

Hawaii (2)

Kalan Ellis, Teivis Tuioti

Illinois (2)

Jared Badie, Jacob Bostick

Colorado (1)

Marcus Mozer

Florida (1)

August Salvati

Georgia (1)

Seth Adams

Maryland (1)

Donovan Brown

Minnesota (1)

Oberhiri Eyafe

Missouri (1)

Dalesean Staley

Oregon (1)

Hunter Haines

American Samoa (1)

Saipale Fuimaono

Finland (1)

Eemil Herranen

Gabe Plascencia | Sr. | Oakland, Calif. | Kicker

MW Special Teams Player of the Year

All-MW first team - MW Media

All-MW first team - Phil Steele Magazine

All-MW first team - Athlon Sports

All-MW first team - Lindy's Sports

All-MW first team - College Football Network

All-MW first team - Sports Info Solutions

No. 1 NFL draft eligible kicker in MW (No. 23 in FBS) - Phil Steele Magazine

MW's No. 35-ranked player - Nevada Sports Net

Lucky Sutton | Jr. | San Diego, Calif. | Running Back

All-MW fourth team - Phil Steele Magazine

All-MW fourth team - Athlon Sports

Ross Ulugalu-Maseuli | Sr. | San Diego, Calif. | Offensive Line

Team Captain

All-MW first team - Lindy's Sports

All-MW second team - Athlon Sports

MW's No. 15-ranked player - Nevada Sports Net

Christian Washington | Jr. | San Diego, Calif. | Running Back

No. 1 NFL draft eligible kick returner in MW (No. 14 in FBS) - Phil Steele Magazine

Trey White | Jr. | San Diego, Calif. | EDGE

Chuck Bednarik Award Watch List (most outstanding defensive player)

Bronko Nagurski Trophy Watch List (defensive player of the year)

Third-team All-American - Athlon Sports

MW Defensive Player of the Year - MW Media

Team Captain

All-MW first team - MW Media

All-MW first team - Phil Steele Magazine

All-MW first team - Athlon Sports

All-MW first team - Lindy's Sports

All-MW first team - College Football Network

All-MW first team - Sports Info Solutions

No. 14 defensive edge in FBS - Lindy's Sports

MW's top-ranked player - College Football Network

Senior Bowl Top 300 Watch List

No. 3 NFL talent in MW - Lindy's Sports

No. 1 NFL draft eligible tackle in MW (No. 11 in FBS) - Phil Steele Magazine

MW's No. 3-ranked player - Nevada Sports Net

AZTECS NAME TEAM CAPTAINS

The San Diego State football team has named its captains for the 2025 season. The six captains chosen in a team vote include EDGE Trey White (San Diego/Eastlake High), center Ross Ulugalu-Maseuli (San Diego/Mater Dei High), cornerback Chris Johnson (Eastvale, Calif.), linebacker Tano Letuli (San Diego/Cathedral Catholic High), quarterback Jayden Denegal (Apple Valley, Calif.) and linebacker DJ Herman (Las Vegas).

White and Letuli become the first multi-time Aztec captains since J.J. Whittaker in 2014-15.

White has racked up a multitude of preseason awards, including the MW preseason defensive player of the year, and watch lists for the Chuck Bednarik Award (most outstanding defensive player), the Bronko Nagurski Trophy (national defensive player of the year) and the Senior Bowl Top 300, after earning first-team all-MW accolades in 2024. Last year, White totaled 60 tackles (40 solo), 18.5 tackles for loss (No. 1 in MW, No. 7 (tied) in FBS), 12.5 sacks (No. 1 in MW, No. 5 (tied) in FBS), two pass breakups and a forced fumble. White's 12.5 sacks were tied for the third most in SDSU single-season history.

Ulugalu-Maseuli enters his fifth year at SDSU as the most experienced offensive lineman on the team with 27 career starts. Ulugalu-Maseuli has been named a preseason first-team all-MW selection by Lindy's Sports and a second-team pick by Athlon Sports.

Johnson was an honorable-mention all-Mountain West performer last year, totaling 67 tackles, four pass breakups, three forced fumbles and an interception in 2024. He enters his final season with 103 tackles, four forced fumbles, five pass breakups and two interceptions, having played 36 of the team's 37 games since arriving on campus in 2022. Johnson joined White on the Senior Bowl Watch List.

A preseason all-MW selection, Letuli led the Aztecs last year with 70 tackles, despite missing two games with a broken hand. Letuli, an honorable mention pick in 2024, was a team captain last year, along with White the first underclassmen captains at San Diego State since Kevin O'Connell in 2005. He has also been named a first-team all-MW pick by Phil Steele Magazine, Athlon Sports, Lindy's Sports, College Football Network and Sports Info Solutions, while also recently making the Polynesian Player of the Year Watch List.

Denegal was recently named the team's starting quarterback for the opener with Stony Brook on Aug. 28 after spending three seasons at Michigan from 2022-24. Denegal was the backup quarterback to J.J. McCarthy for the Wolverines' national championship season in 2023. He appeared in seven games at Michigan, completing 4 of 5 passes for 50 yards and a touchdown, while also rushing four times for 10 yards. The Aug. 28 opener will be his first career start.

Herman has played in 36 games for his career, starting twice last year at linebacker. Herman has been one of the top special teams players in the country and could play on all five units this year - kickoff, kick return, punt, punt return and PAT/field goal.



MOUNTAIN WEST

2025 MW Standings

	MW	Pct.	Overall	Pct.
Hawai'i	0-0	.000	1-0	1.000
UNLV	0-0	.000	1-0	1.000
Air Force	0-0	.000	0-0	.000
(25/25) Boise State	0-0	.000	0-0	.000
Colorado State	0-0	.000	0-0	.000
Nevada	0-0	.000	0-0	.000
New Mexico	0-0	.000	0-0	.000
San Diego State	0-0	.000	0-0	.000
San Jose State	0-0	.000	0-0	.000
Utah State	0-0	.000	0-0	.000
Wyoming	0-0	.000	0-0	.000
Fresno State	0-0	.000	0-1	.000

This Week in the Mountain West

Thursday, Aug. 28

Boise State at South Florida, 5:30 p.m. ET	ESPN
Wyoming at Akron, 7 p.m. ET	ESPN+
Stony Brook at SDSU, 7 p.m. PT	KUSI/MWN

Friday, Aug. 29

UNLV at Sam Houston, 8:30 p.m. CT	CBSSN
Central Michigan at San Jose State, 7:30 p.m. PT	FS1

Saturday, Aug. 30

Bucknell at Air Force, 1:30 p.m. MT	CBSSN
Nevada at Penn State, 3:30 p.m. ET	CBS
New Mexico at Michigan, 7:30 p.m. ET	NBC
UTEP at Utah State, 5:30 p.m. MT	CBSSN
Georgia Southern at Fresno State, 6:30 p.m. PT	FS1
Hawai'i at Arizona, 7:30 p.m. PT	TNT
Colorado State at Washington, 8 p.m. PT	BTN

Last Week in the Mountain West

Saturday, Aug. 23

at UNLV 38, Idaho State 31
at Kansas 31, Fresno State 7
at Hawai'i 23, Stanford 20

Charting the Regular-Season Opponents

Stony Brook (0-0, 0-0 CAA)

A.28 at San Diego State	7 p.m. PT
S.6 Rhode Island*	6 p.m. ET
S.13 Fordham	3:30 p.m. ET
S.20 at Lindenwood	7 p.m. CT
S.27 Merrimack*	3:30 p.m. ET
O.4 at Albany*	3:30 p.m. ET
O.18 at Monmouth*	1 p.m. ET
O.25 Towson*	3:30 p.m. ET
N.1 at Maine*	1 p.m. ET
N.8 North Carolina A&T*	Noon ET
N.15 at Villanova*	1 p.m. ET
N.22 Bryant*	Noon ET

Northern Illinois (0-0, 0-0 MAC)

A.30 Holy Cross	2:30 p.m. CT
S.5 at Maryland	7:30 p.m. ET
S.20 at Mississippi State	3:15 p.m. CT
S.27 San Diego State	TBA
O.4 Miami (Ohio)*	TBA
O.11 at Eastern Michigan*	TBA
O.18 at Ohio*	TBA
O.25 Ball State*	TBA
N.5 at Toledo*	7 p.m. or 8 p.m. ET
N.12 at UMass*	7 p.m. ET
N.18 Western Michigan*	6 p.m. CT
N.28 Kent State*	11 a.m. CT

Fresno State (0-1, 0-0 MW)

A.23 at Kansas	L, 7-31
A.30 Georgia Southern	6:30 p.m. PT
S.6 at Oregon State	12:30 p.m. PT
S.13 Southern University	TBA
S.20 at Hawai'i*	7 p.m. HT
O.4 Nevada*	7:30 p.m. PT
O.10 at Colorado State*	7 p.m. MT
O.25 San Diego State*	TBA
N.1 at Boise State*	TBA
N.15 Wyoming*	TBA
N.22 Utah State*	7:30 p.m. PT
N.29 at San Jose State*	TBA

Boise State (0-0, 0-0 MW)

A.28 at South Florida	5:30 p.m. ET
S.5 Eastern Washington	7 p.m. MT
S.20 at Air Force*	5 p.m. MT
S.27 Appalachian State	TBA
O.4 at Notre Dame	3:30 p.m. ET
O.11 New Mexico*	TBA
O.18 UNLV*	TBA
O.24 at Nevada*	7 p.m. PT
N.1 Fresno State*	TBA
N.15 at San Diego State*	7:30 p.m. PT
N.22 Colorado State*	TBA
N.28 at Utah State*	2 p.m. MT

Washington State (0-0, 0-0 Pac-12)

A.30 Idaho	7 p.m. PT
S.6 San Diego State	7:15 p.m. PT
S.13 at North Texas	2:30 p.m. CT
S.20 Washington	4:30 p.m. or 5 p.m. PT
S.27 at Colorado State	5:30 p.m. MT
O.11 at Mississippi	11:45 a.m. CT
O.18 at Virginia	7:30 p.m. ET
O.25 Toledo	12:30 p.m. PT
N.1 at Oregon State*	5 p.m. PT
N.15 Louisiana Tech	7 p.m. PT
N.22 at James Madison	TBA
N.29 Oregon State*	3:30 p.m. PT

Colorado State (0-0, 0-0 MW)

A.30 at Washington	8 p.m. PT
S.6 Northern Colorado	5 p.m. MT
S.20 UTSA	TBA
S.27 Washington State	5:30 p.m. MT
O.3 at San Diego State*	7:30 p.m. PT
O.10 Fresno State*	7 p.m. MT
O.18 Hawai'i*	5 p.m. MT
O.25 at Wyoming*	5:30 p.m. MT
N.8 UNLV*	TBA
N.15 at New Mexico*	1 p.m. MT
N.22 at Boise State*	TBA
N.28 Air Force*	TBA

Wyoming (0-0, 0-0 MW)

A.28 at Akron	7 p.m. ET
S.6 Northern Iowa	2 p.m. MT
S.13 Utah	6 p.m. MT
S.20 at Colorado	TBA
O.4 UNLV*	5 p.m. MT
O.11 San Jose State*	5 p.m. MT
O.18 at Air Force*	1:30 p.m. MT
O.25 Colorado State*	5:30 p.m. MT
N.1 at San Diego State*	4 p.m. PT
N.15 at Fresno State*	TBA
N.22 Nevada*	Noon MT
N.29 at Hawai'i*	7 p.m. HT

San Jose State (0-0, 0-0 MW)

A.29 Central Michigan	TBA
S.6 at Texas	11 a.m. CT
S.20 Idaho	2 p.m. PT
S.27 at Stanford	TBA
O.3 New Mexico*	7 p.m. PT
O.11 at Wyoming*	5 p.m. MT
O.17 at Utah State*	7 p.m. MT
N.1 Hawai'i*	7:30 p.m. PT
N.8 Air Force*	TBA
N.15 at Nevada*	12:30 p.m. PT
N.22 San Diego State*	TBA
N.29 Fresno State*	TBA

California (0-0, 0-0 ACC)

A.30 at Oregon State	7:30 p.m. PT
S.6 Texas Southern	3 p.m. PT
S.13 Minnesota	7:30 p.m. PT
S.20 at San Diego State	7:30 p.m. PT
S.27 at Boston College*	TBA
O.4 Duke*	TBA
O.17 North Carolina*	7:30 p.m. PT
O.24 at Virginia Tech*	7:30 p.m. ET
N.1 Virginia*	TBA
N.8 at Louisville*	TBA
N.22 at Stanford*	TBA
N.30 SMU*	TBA

Nevada (0-0, 0-0 MW)

A.30 at Penn State	3:30 p.m. ET
S.6 Sacramento State	2 p.m. PT
S.13 Middle Tennessee	2 p.m. PT
S.20 at Western Kentucky	4 p.m. CT
O.4 at Fresno State*	7:30 p.m. PT
O.11 San Diego State*	7:30 p.m. PT
O.18 at New Mexico*	TBA
O.24 Boise State*	7 p.m. PT
N.8 at Utah State*	5:30 p.m. MT
N.15 San Jose State*	12:30 p.m. PT
N.22 at Wyoming*	Noon MT
N.39 UNLV	6 p.m. PT

Hawai'i (1-0, 0-0 MW)

A.23 Stanford	W, 23-20
A.30 at Arizona	7:30 p.m. MT
S.6 Sam Houston	6 p.m. HT
S.13 Portland State	6 p.m. HT
S.20 Fresno State*	6 p.m. HT
S.27 at Boise State*	TBA
O.11 Utah State*	6 p.m. HT
O.18 at Colorado State*	4 p.m. MT
N.1 at San Jose State*	6:30 p.m. PT
N.8 San Diego State*	6 p.m. HT
N.21 at UNLV*	7:30 p.m. PT
N.29 Wyoming*	6 p.m. HT

New Mexico (0-0, 0-0 MW)

A.30 at Michigan	7:30 p.m. ET
S.6 Idaho State	1 p.m. MT
S.12 at UCLA	7 p.m. PT
S.27 New Mexico State	2 p.m. MT
O.3 at San Jose State*	7 p.m. PT
O.11 at Boise State*	TBA
O.18 Nevada*	TBA
O.25 Utah State*	1 p.m. MT
N.1 at UNLV*	12 p.m. PT
N.15 Colorado State*	1 p.m. MT
N.22 at Air Force*	5 p.m. MT
N.28 San Diego State*	1:30 p.m. MT

LEWIS' SITUATIONAL RECORD

Overall	27-40
at San Diego State	3-9
at Kent State	24-31
Home	17-11
San Diego, Calif.	2-4
Kent, Ohio	15-7
Road	9-27
at San Diego State	1-5
at Kent State	8-22
Neutral	1-2
Scoring 50+ Points	8-0
Scoring 40+ Points	13-1
Scoring 30+ Points	21-8
Scoring 20+ Points	27-24
Allowing 20- Points	20-31
Conference Games	20-22
MW Games	2-5
MAC Games	18-17
3-Points or Closer	7-6
7-Points or Closer	14-12

BOWL GAMES AS A COACH

Kent State

2021 Famous Idaho Potato Bowl

2019 Frisco Bowl

NATIONAL OFFENSIVE RANKS

At Colorado (offensive coordinator)**2023**

When Lewis was offensive coordinator:

- 6th in passing (330.0)

- 39th in scoring (32.1)

After Lewis was offensive coordinator:

- 59th in passing (224.0)

- 100th in scoring (20.3)

At Kent State (head coach/offensive coordinator)**2021**

- 3rd in rushing (248.6)

- 3rd in first downs (364)

- 4th in total offense (495.2)

- 30th in scoring (33.0)

2020

- 1st in scoring (49.8)

- 1st in total offense (606.5)

- 2nd in pass efficiency rating (191.2)

- 2nd in third down conversion percentage (56.1)

- 3rd in rushing (283.0)

- 3rd in fourth down conversion percentage (87.5)

- 10th in passing (323.5)

At Syracuse (co-offensive coordinator)**2017**

- 18th in passing (294.8)

- 23rd in total offense (456.3)

2016

- 11th in passing (321.3)

At Bowling Green (co-offensive coordinator)**2015**

- 4th in total offense (546.8)

- 6th in scoring (42.2)



SEAN LEWIS

First Season As San Diego State Head Coach (3-9)

7th Season Overall As Head Coach (27-40)

COACHING HIGHLIGHTS

- Has amassed 13 years of coaching experience at the collegiate level with stops at Nebraska Omaha (2008), Akron (2011), Eastern Illinois (2012-13), Bowling Green (2014-15), Syracuse (2016-17), Kent State (2018-22) and Colorado (2023) prior to coming to The Mesa.
- One of the most innovative minds in college football over the past decade, he's seen his offenses consistently rank among the nation's leaders at each of his last four stops including the nation's highest scoring offense and best total offense at Kent State during the 2020 season - 49.8 points per game and 606.5 yards per game.
- Led Kent State to their first two bowl games in program history, appearing in the 2019 Tropical Smoothie Cafe Frisco Bowl and 2021 Famous Idaho Potato Bowl. The 2019 Frisco Bowl was also the program's first ever bowl victory, topping Utah State 51-41.
- Excluding Power 5 games, Lewis owns a 27-25 record as a head coach.

OTHER COACHING EXPERIENCE

- Served as the offensive coordinator/quarterbacks coach at Colorado under head coach Deion Sanders in 2023. While serving as the offensive coordinator, the Buffaloes ranked sixth in passing (330.0) and 39th in scoring (32.1).
- In five seasons at the Kent State helm, Lewis transformed a moribund program into an offensive juggernaut, with his 2021 team setting school records for plays (1,052), total yards (6,907), rushing yards (3,482), passing yards (3,425) and first downs (362). That season, the Golden Flashes boasted the third-best rushing attack in the nation while ranking fourth in total offense (495.2) ultimately clinching their second postseason berth under Lewis in the Famous Idaho Potato Bowl.
- During a shortened 2020 season, Lewis guided the Golden Flashes to a 3-1 mark, securing the program's first back-to-back winning records since 1976-77. The FlashFAST offense was on full display in those four games, leading the nation in total offense (606.5) and scoring offense (49.75) as well as ranking second in pass efficiency (191.2) and third down conversion (56.1), third in rushing (283.0) and fourth down conversion percentage (87.5), and 10th in passing (323.5).
- Lewis' 2019 season was tied for the eighth-best improvement in FBS with five additional wins from the previous year, finishing with a 7-6 overall record.
- Under Lewis' tutelage, 28 Golden Flash players earned all-conference honors and a MAC Player of the Year with quarterback Dustin Crum garnering the award in 2021.
- Prior to Kent State, Lewis spent two seasons at Syracuse where his Orange offense set or tied over 40 school records in 2017 including passing yards in a season (3,855), while its 5,290 total yards of total offense ranked second in program history.
- With Lewis on staff as the co-offensive coordinator and quarterbacks coach, Bowling Green ranked fourth nationally in total offense (546.8) during the 2015 campaign while also ranking sixth in scoring offense (42.2 ppg).
- On an individual in 2015, Falcon quarterback, and current SDSU quarterbacks coach, Matt Johnson collected MAC Offensive Player of the Year honors after finishing second nationally in both passing yards (4,946) and touchdown passes (46).

PLAYING EXPERIENCE:

- Lewis played at Wisconsin under legendary head coach Barry Alvarez, competing at quarterback and tight end.
- He received a pair of Big Ten all-academic honors before graduating in 2007 with a degree in agricultural sciences.

PERSONAL:

- Lewis and his wife, Sarah, have been together since high school and have two children. Their son, Rory, is nine years old and daughter, Kiera, is five.

■ Sean Lewis Head Coaching Record

Year		Record	League	Finish	Home	Away	Neutral	Bowl Game
2018	Kent State	2-10	1-7	6th (East)	1-4	1-6	0-0	
2019	Kent State	7-6	5-3	4th (East)	4-1	2-5	1-0	Tropical Smoothie Cafe Frisco Bowl
2020	Kent State	3-1	2-1	2nd (East)	2-0	1-1	0-0	
2021	Kent State	7-7	6-2	1st (East)	5-0	2-5	0-2	Famous Idaho Potato Bowl
2022	Kent State	5-7	4-4	5th (East)	3-2	2-5	0-0	
KSU TOTALS		24-31	18-17		15-7	8-22	1-2	2 Bowl Appearances
2024	San Diego State	3-9	2-5	T-11th	2-4	1-5	0-0	
SDSU TOTALS		3-8	2-5		2-4	1-5	0-0	
OVERALL TOTALS		27-40	20-22		17-11	9-27	1-2	2 Bowl Appearances

AZTEC COACHING STAFF



Zac Barton

FIELD

Special Teams Coord./TEs, 2nd Year (Bloomsburg '06)

- In second season on The Mesa, joining Coach Lewis on Dec. 5, 2023.
- Spent 2023 at Kansas as a special team analyst, where the Jayhawks ranked seventh in FBS in special teams according to PFF.
- Worked alongside Coach Lewis at Kent State from 2018-22 as the special teams coordinator of the Golden Flashes.

- Also had coaching stops at Winona State (2007-09, 2012-17), Memphis (2011) and Nebraska Omaha (2010).



Rob Aurich

BOX

Def. Coordinator/LBs, 2nd Year (Minnesota Duluth '10)

- In his first season as the defensive coordinator at SDSU and second year overall, joining the Aztec staff on Dec. 15, 2023.
- Spent two seasons at the University of Idaho, helping the Vandals to a No. 4 ranking and their first ever FCS postseason victory in 2023.
- Coached at South Dakota for four seasons (2018-21), mentoring

12 all-MVFC selections and two all-Americans.

- Started his coaching career at Bemidji State (2014-17). As the defensive coordinator for his final three seasons, the Beavers went 24-10 and featured a top-25 defense.



Matt Johnson

BOX

Off. Coordinator/QBs, 2nd Year (Bowling Green '16)

- In his first season as the offensive coordinator at SDSU and second year overall, joining the staff on Dec. 5, 2023.
- Played for Coach Lewis at Bowling Green and coached alongside him at both Syracuse and Kent State.
- Helped guide the KSU offense to school records and the program's

first ever bowl victory at the Tropical Smoothie Cafe Frisco Bowl in 2019.

- Started at quarterback for three years at Bowling Green, earning 2015 MAC PotY honors.



Mike Schmidt

FIELD

Run Game Coordinator/OL, 11th Year (SDSU '08)

- Enters the second year of his second stint as a full-time staffer at SDSU, also coaching from 2012-20. Was also a GA from 2009-11.
- Coached at Syracuse and Mississippi State between stints.
- From 2012-19, Schmidt's offensive line helped the Aztecs to 10-straight bowl games and established it as one of the top rushing programs in the country, ranking top 25 in yards per carry, yards per game and touchdowns.
- A former walk-on at San Diego State from 2005-08, served as team captain as a senior.



Lanear Sampson

FIELD

Pass Game Coordinator/WRs, 2nd Year (Baylor '12)

- Is in his second season at SDSU, coming to SDSU on Dec. 11, 2023.
- Spent two seasons as a coordinator at Austin Peay. Helped lead the Governors to a perfect 6-0 mark in ASUN play in 2023.
- Has coaching stops at Syracuse (2021, 2016-17), Central Florida (2020), McNeese State (2019) and Missouri State (2018).

- Finished fifth on Baylor's all-time receptions list and 10th in receiving yards before going pro and playing with the Colts, Cowboys and Steelers.



Demetrius Sumler

FIELD

Def. Pass Game. Coord./CBs, 9th Year (Colorado '11)

- Was elevated to a full-time assistant coach in 2018 and then defensive pass game coordinator in Jan. 2025. Will work with the Aztec cornerbacks for the eighth straight year after spending two years as a GA.
- Has mentored nine all-MW selections and had three of his defensive

backs make NFL teams following their time on The Mesa.

- Earned all-conference honors at Central Washington in 2012 as a running back following three years at Colorado.



Darian Hagan

FIELD

Running Backs, 2nd Year (Colorado '91)

- In his second season at San Diego State, coming over with Coach Lewis from Colorado on Dec. 6, 2023.
- Spent 20 seasons on the CU staff, including 13 non-consecutive seasons as the school's running backs coach.
- Played his collegiate career with the Buffaloes as well, winning the

1989 Sporting News Player of the Year Award and the 1990 National Championship.

- Starring at quarterback, became the sixth player in NCAA history to run and pass for over 1,000 yards in the same season.



David Lose

FIELD

Defensive Line, 2nd Year (Oregon State '04)

- Joined the Aztec coaching staff on Mar. 1, 2024.
- Coached two seasons (2022-23) at Idaho mentoring a defensive line that allowed just 306.8 yards of total offense, 14th best in all of FCS.
- Has also coached at Oregon State (2019-21), Portland State (2017-18), Washington State (2011-16) and Saint Paul College (2009-10).

- Played at Oregon State, starting 18 games and playing on the Beavers' co-PAC-12 title Fiesta Bowl championship team in 2001.




Roy Manning

FIELD

EDGES, 1st Year (Michigan '04)

- In his first season at SDSU, joining the staff in January 2025.
- Has nearly 15 years of coaching experience at seven different Power 5, where he coached in 11 bowl games and three conference championship game.

- Most recently served as OLB coach at USC (2022-23), preceded by stints at Oklahoma (2019-21), UCLA (2018), Washington State (2015-17), Michigan (2013-14) and Cincinnati (2012).



C.J. McGorisk

BOX

Safeties, 2nd Year (Michigan '16)

- In his second season at SDSU (joined staff on Dec. 15, 2023).
- Served as a defensive quality control coach at Washington, helping UW earn a CFP berth as the No. 2 seed and PAC-12 Champions.
- Has also coached at Indiana, Wake Forest, Fresno State and his alma mater, Michigan.

- Has helped mentor nine all-conference recipients in his young coaching career, and coached in three bowl games and two conference championship games.

SAN DIEGO STATE ROSTER

* Granted a medical redshirt waiver for previous season earning a year of eligibility.

^ Utilizing extra year of eligibility offered by the NCAA due to junior college ruling.

Alphabetical			Numerical							
No.	Name	Pos.	No.	Name	Pos.	Ht.	Wt.	Yr.	Exp.	Hometown (High School/College)
13	• Acevedo, Nathan	WR	0	Bryce Phillips^	CB	6-0	195	Sr.	1L	Long Beach, Calif. (La Habra High/Tennessee State)
19	Adams, Seth	TE	1	Chris Johnson	CB	6-0	195	Sr.	3L	Eastvale, Calif. (Eleanor Roosevelt High)
67	Afalava, Tuimalu	DL	2	Jordan Napier	WR	6-2	205	So.	1L	Fontana, Calif. (Jurupa Hills High)
89	• Alvarez, Jacob	TE	2	Trey White	EDGE	6-2	255	Jr.	2L	San Diego, Calif. (Eastlake High)
96	Ames, Marlon	DL	4	Jayden Denegal	QB	6-5	230	Jr.	TR	Apple Valley, Calif. (Apple Valley High/Michigan)
38	Amituanai, Lucan	EDGE	5	Bert Emanuel Jr.	QB	6-3	230	Jr.	TR	Houston, Texas (Ridge Point High/Central Michigan)
42	Anderson, Brady	LB	6	Eric Butler	S	6-2	195	Sr.	3L	Corona, Calif. (Centennial High)
31	Badie, Jared	EDGE	7	Lucky Sutton	RB	6-1	225	Jr.	SQ	San Diego, Calif. (Cathedral Catholic High)
79	Baker, Mason	OL	9	Dalesean Staley	S	6-1	190	Jr.	1L	Kansas City, Mo. (Blue Springs High/Northern Iowa)
18	• Ban, Arthur	TE	10	Ryan Henderson	EDGE	6-3	250	Jr.	2L	Las Vegas, Nev. (Canyon Springs High)
90	Benjamin, Sam	DL	10	Parker Threatt	WR	6-1	200	Fr.	RS	San Jose, Calif. (Bellarmine College Prep)
69	Bleszynski, Alex	OL	11	Gabriel Plascencia	K	6-0	245	Sr.	1L	Oakland, Calif. (Bishop O'Dowd High/College of San Mateo)
78	Borjon, Joe	OL	11	Mikey Welsh	WR	5-9	170	Jr.	1L	Servite, Calif. (Servite High)
17	• Bostick, Jacob	WR	12	Owen Chambliss	LB	6-3	230	So.	1L	Corona, Calif. (Centennial High/Utah)
14	• Brown, Donovan	WR	12	Kyle Crum	QB	6-3	195	Jr.	SQ	Norco, Calif. (Norco High)
6	Butler, Eric	S	13	Nathan Acevedo	WR	5-10	170	Jr.	TR	San Diego, Calif. (Lincoln High/Fresno State)
23	Buxton, Isaiah	CB	13	Prince Williams	CB	6-2	195	Fr.	RS	Westlake Village, Calif. (Oaks Christian High)
43	Cardwell, Braylon	CB	14	Donovan Brown	WR	6-2	180	Jr.	TR	Montgomery Village, Md. (Quince Orchard High/Monroe Univ.)
21	• Cardwell Jr., Byron	RB	14	Jatavious Magee	S	6-1	205	Sr.	3L	Federal Way, Wash. (Federal Way High)
12	Chambliss, Owen	LB	15	Jackson Ford	TE	6-6	250	Fr.	RS	Melissa, Texas (Melissa High/Tulsa)
50	Chavez, Tyson	LS	15	Xavier Hamlett	CB	5-9	175	Sr.	1L	San Diego, Calif. (Lincoln High/Grossmont College)
16	• Cianfrini, Will	WR	16	Will Cianfrini	WR	6-4	190	Fr.	RS	Galveston, Texas (Carlsbad High (Calif.))
54	Clay, Krishna	DL	16	Jelani Whitmore	CB	6-0	185	Sr.	2L	Rialto, Calif. (Carter High)
18	• Clegg, Nick	K	17	Jacob Bostick	WR	6-3	190	Jr.	TR	Palatine Ill. (Palatine High/Texas A&M)
91	Comier, Amari	DL	17	Deshawn McQuin*	S	6-0	195	Sr.	2L	Jacksonville, Texas (Jacksonville High/TCU)
36	• Cornelius, Kodi	TE	18	Arthur Ban	TE	6-5	240	Fr.	RS	Vancouver, Wash. (Evergreen High)
24	Cox, Josiah	S	18	Nick Clegg	K	6-1	175	Fr.	RS	Gilbert, Ariz. (Williams Field High)
68	Craft Jr., Delon	OL	19	Seth Adams	TE	6-2	260	Sr.	TR	Dawsonville, Ga. (Dawson County High/Southeastern Louisiana)
12	• Crum, Kyle	QB	20	Myles Kitt-Denton	WR	5-11	195	Sr.	TR	Pearland, Texas (Dawson High/Northwestern State)
48	Davis, Kainoa	DL	20	Jelani McLaughlin	S	6-0	205	So.	1L	San Jacinto, Calif. (Citrus Valley High)
4	Denegal, Jayden	QB	21	Byron Cardwell Jr.	RB	6-0	220	Sr.	TR	San Diego, Calif. (Morse High/California)
89	• Dorje, Tashi	P	21	Tano Letuli	LB	6-2	240	Jr.	1L	San Diego, Calif. (Cathedral Catholic High/Army)
61	Duarte, Chase	OL	22	Max Garrison	S	5-10	195	Jr.	2L	Pasadena, Calif. (St. Francis HS)
97	Dupuy, Sidney	DL	23	Isaiah Buxton	CB	6-0	180	Fr.	RS	San Diego, Calif. (Mater Dei High)
76	Ellis, Kalan	OL	23	Christian Washington	RB	5-10	205	Jr.	TR	San Diego, Calif. (Helix High/Coastal Carolina)
5	Emanuel Jr., Bert	QB	24	Josiah Cox	S	6-1	197	Jr.	TR	San Diego, Calif. (Lincoln High/New Mexico State)
46	Eyafe, Oberhiri	S	26	Dwayne McDougle	S	5-11	208	Jr.	TR	Oakland, Calif. (McClymonds High/Idaho)
55	Finau, Malachi	DL	27	Brian Pierce Jr.	WR	5-10	180	Sr.	TR	Richmond, Calif. (Pittsburg High/College of San Mateo)
72	Fincher, Dallas	OL	29	Josh Hunter	S	5-9	180	Jr.	2L	Temecula, Calif. (Mater Dei High)
15	• Ford, Jackson	TE	29	Jordin Thomas	RB	5-8	205	Fr.	HS	Tracy, Calif. (Lincoln High)
57	Fuimaono, Saipale	OL	30	JP Mialovski	QB	6-2	205	Fr.	HS	Long Beach, Calif. (Milliken High)
22	• Garrison, Max	S	30	Jeremiah Tuileila	LB	6-3	255	Fr.	HS	Sacramento, Calif. (Grant Union High)
93	Green, Hunter	P	31	Jared Badie	EDGE	6-3	225	Jr.	SQ	Aurora, Ill. (Oswego East High/Illinois)
35	Haines, Hunter	S	32	Tanner Williams	LB	6-1	225	Fr.	RS	Orange, Calif. (Mater Dei High/Utah State)
15	• Hamlett, Xavier	CB	33	Brady Nassor	EDGE	6-5	255	Jr.	2L	Pleasanton, Calif. (Amador Valley High)
34	Harrington, Dean	LB	34	Dean Harrington	LB	6-2	227	Fr.	RS	Thousand Oaks, Calif. (Thousand Oaks High)
73	Hastings, Anthony	OL	35	Hunter Haines	S	6-2	205	Fr.	TR	West Linn, Ore. (West Linn High/Washington State)
82	Hawkins, Jaylon	WR	36	Kodi Cornelius	TE	6-0	300	Fr.	RS	Petaluma, Calif. (Casa Grande High)
10	Henderson, Ryan	EDGE	36	Kaimana Tufaga	S	6-0	200	Fr.	HS	Whittier, Calif. (La Serna High)
45	Herman, DJ	LB	37	Chase Shumate	S	5-11	190	Fr.	HS	Detroit, Mich. (Mountain Pointe High (Ariz.))
39	Herranen, Eemil	P	38	Lucan Amituanai	EDGE	6-4	240	Fr.	HS	Sacramento, Calif. (Elk Grove High)
29	• Hunter, Josh	S	39	Eemil Herranen	P	6-2	210	Jr.	RS	Helsinki, Finland (Del Norte High/Northern Arizona)
47	Irons, Connor	TE	40	Cincere Rhaney	RB	5-9	205	Fr.	RS	Gardena, Calif. (Junipero Serra High)
1	Johnson, Chris	CB	40	Charlie Stewart	EDGE	6-1	230	Sr.	SQ	Los Angeles, Calif. (St. Francis High/Glendale Community College)
70	Jones, Christian	OL	41	Draiden Trudeau	QB	6-0	190	Fr.	HS	Mission Viejo, Calif. (Mission Viejo High)
71	Kannike, Bayo	OL	41	Mister Williams	LB	6-1	245	Sr.	TR	Canoga Park, Calif. (Oaks Christian High/Incarinate Word)
53	Kassim, Ikbalh	OL	42	Brady Anderson	LB	6-2	230	Sr.	3L	Bakersfield, Calif. (Liberty High)
52	Kendricks, Jayden	LB	43	Braylon Cardwell	CB	6-1	190	Fr.	HS	Spring Valley, Calif. (Mount Miguel High)
44	King, Niles	EDGE	44	Niles King	EDGE	6-6	260	Sr.	TR	Southfield, Mich. (West Bloomfield High/Grand Valley State)
20	• Kitt-Denton, Myles	WR	45	DJ Herman	LB	6-2	240	Sr.	3L	Las Vegas, Nev. (Bishop Gorman High)
21	• Letuli, Tano	LB	46	Oberhiri Eyafe	S	6-3	205	Fr.	TR	Andover, Minn. (Andover High/Minnesota)
95	Lua, Jack	TE	47	Connor Irons	TE	6-7	245	Fr.	TR	Fullerton, Calif. (Sunny Hills High/Air Force)
14	• Magee, Jatavious	S	48	Kainoa Davis	DL	6-1	275	Fr.	TR	Temecula, Calif. (Mater Dei High/Charlotte)
77	May, Cam	OL	50	Tyson Chavez	LS	6-2	230	Jr.	SQ	San Marcos, Calif. (Mission Hills High)
85	McClure, Jerry	WR	52	Jayden Kendricks	LB	6-2	225	Jr.	SQ	Chula Vista, Calif. (Eastlake High)
17	McQuin, Deshawn	S	53	Ikbalh Kassim	OL	6-2	315	Fr.	HS	Corona, Calif. (Centennial High)
26	McDougle, Dwayne	S	54	Krishna Clay	DL	6-2	295	Jr.	1L	Vacaville, Calif. (Wood High/College of San Mateo)
20	• McLaughlin, Jelani	S	55	Malachi Finau	DL	6-1	295	Jr.	TR	Los Angeles, Calif. (St. John Bosco High/Hawai'i)
30	• Mialovski, JP	QB	56	August Salvati	DL	6-3	245	Jr.	TR	Clearwater, Fla. (Clearwater High/Florida Atlantic)
87	Mozer, Marcus	WR	57	Saipale Fuimaono	OL	6-4	300	Sr.	1L	Auto, American Samoa (Fagaitua High/Allan Hancock College)

* Granted a medical redshirt waiver for previous season earning a year of eligibility.

^ Utilizing extra year of eligibility offered by the NCAA due to junior college ruling.

Numerical

No.	Name	Pos.	Ht.	Wt.	Yr.	Exp.	Hometown (High School/College)
58	Etene Pritchard	LB	6-1	200	Fr.	HS	Pittsburg, Calif. (Pittsburg High)
60	Connor Paulson	LS	5-11	205	Fr.	RS	Danville, Calif. (San Ramon Valley High)
61	Chase Duarte	OL	6-5	305	Fr.	HS	Concord, Calif. (Clayton Valley Charter High)
62	Ashdon Wnetrzak	OL	6-8	335	Fr.	HS	Los Angeles, Calif. (Sierra Canyon High)
63	Ross Ulugalu-Maseuli	OL	6-4	335	Sr.	3L	San Diego, Calif. (Mater Dei High)
64	Luke Williams	LS	6-0	220	Jr.	TR	Chino Hills, Calif. (Ayala High/College of San Mateo)
67	Tiumala Afalava	DL	6-2	285	So.	SQ	Baldwin Park, Calif. (Bishop Amat High/California)
68	Delon Craft Jr.	OL	6-5	290	Fr.	HS	Richmond, Calif. (Salesian College Preparatory)
69	Alex Bleszynski	OL	6-2	295	Fr.	HS	Santa Ana, Calif. (Mater Dei High)
70	Christian Jones	OL	6-9	335	Sr.	3L	San Luis Obispo, Calif. (San Luis Obispo High)
71	Bayo Kannike	OL	6-4	340	Sr.	TR	Los Angeles, Calif. (Eleanor Roosevelt High/Utah Tech)
72	Dallas Fincher	OL	6-4	310	Sr.	TR	Grand Rapids, Mich. (Kentwood High/Michigan State)
73	Anthony Hastings	OL	6-3	280	Fr.	HS	Newport Beach, Calif. (Corona Del Mar High)
75	Michael Leville Watkins	OL	6-2	310	Fr.	TR	Glendale, Ariz. (Apollo High/Washington)
76	Kalan Ellis	OL	6-5	350	Jr.	TR	Waimanalo, Hawaii (St. Louis School/Syracuse)
77	Cam May	OL	6-7	310	Jr.	TR	Detroit, Mich. (Southeastern High/Howard)
78	Joe Borjon	OL	6-8	338	Sr.	SQ	La Puente, Calif. (Nogales High/Arizona)
79	Mason Baker	OL	6-7	380	So.	TR	Modesto, Calif. (Big Valley High/American River College)
81	Tim Netane	WR	6-5	220	Sr.	SQ	San Mateo, Calif. (Saint Francis High/College of San Mateo)
82	Jaylon Hawkins	WR	6-0	175	Fr.	HS	Argyle, Texas (Liberty Christian High)
84	Ben Scolari	WR	6-2	195	Fr.	RS	Reno, Nev. (Bishop Manogue High)
85	Jerry McClure	WR	6-1	205	So.	SQ	Coronado, Calif. (Mater Dei High/UCLA)
87	Marcus Mozer	WR	6-3	205	Fr.	HS	Fort Collins, Colo. (Fossil Ridge High)
88	Ryan Wolfer	TE	6-5	235	Fr.	RS	Peoria, Ariz. (Liberty High)
89	Jacob Alvarez	TE	6-3	260	Fr.	HS	Murrieta, Calif. (Murrieta Valley High)
89	Tashi Dorje	P	6-2	205	Jr.	TR	Brentwood, Calif. (Liberty High/College of San Mateo)
90	Sam Benjamin	DL	6-4	290	Sr.	1L	Oro Valley, Ariz. (Ironwood Ridge High/Arizona State)
91	Amari Comier	DL	6-2	295	Jr.	TR	East Oakland, Calif. (Clayton Valley High/Diablo Valley College)
92	De'yhare Overstreet-Glover	WR	5-9	165	Jr.	TR	San Diego, Calif. (Mater Dei Catholic High/Snow College)
93	Hunter Green	P	6-4	225	Jr.	TR	Redmond, Wash. (Lake Washington High/Northern Colorado)
94	Teivis Tuoti	DL	6-4	295	Sr.	1L	Laie, Hawaii (Southeast High (Neb.)/Colorado State)
95	Jack Lua	TE	6-5	240	Fr.	HS	Eastvale, Calif. (Eleanor Roosevelt High)
96	Marlon Ames	DL	6-2	208	Fr.	HS	Lakeside, Calif. (El Capitan High)
97	Sidney Dupuy	DL	6-5	275	Fr.	HS	San Diego, Calif. (Cathedral Catholic High)
99	Brian Townsend Jr.	EDGE	6-4	240	Fr.	HS	Las Vegas, Nev. (Arbor View High)

Alphabetical

No.	Name	Pos.
2	Napier, Jordan	WR
33	Nassar, Brady	EDGE
81	Netane, Tim	WR
92	Overstreet-Glover, De'yhare	WR
0	Phillips, Bryce	CB
11	Plascencia, Gabriel	K
60	Paulson, Connor	LS
27	Pierce Jr., Brian	WR
58	Pritchard, Etene	LB
40	Rhaney, Cincere	RB
56	Salvati, August	DL
84	Scolari, Ben	WR
37	Shumate, Chase	S
9	Staley, Dalesean	S
40	Stewart, Charlie	EDGE
7	Sutton, Lucky	RB
29	Thomas, Jordan	RB
10	Threatt, Parker	WR
99	Townsend Jr., Brian	EDGE
41	Trudeau, Draiden	QB
36	Tufaga, Kaimana	S
30	Tuileila, Jeremiah	LB
94	Tuioi, Teivis	DL
63	Ulugalu-Maseuli, Ross	OL
23	Washington, Christian	RB
75	Watkins, Michael Leville	OL
11	Welsh, Mikey	WR
2	White, Trey	EDGE
16	Whitmore, Jelani	CB
64	Williams, Luke	LS
41	Williams, Mister	LB
13	Williams, Prince	S
32	Williams, Tanner	LB
62	Wnetrzak, Ashdon	OL
88	Wolfer, Ryan	TE
♦ - Duplicate Number		

COACHING STAFF

Sean Lewis (Wisconsin '07), Head Coach, 2nd season; **Zac Barton** (Bloomsburg Univ. '06, Winona State '09), Associate Head Coach/Special Teams Coordinator, 2nd season; **Rob Aurich** (Minnesota Duluth '10, Bemidji State '15) Defensive Coordinator/Linebackers, 1st season as DC/2nd season overall; **Matt Johnson** (Bowling Green '16) Offensive Coordinator/Quarterbacks, 1st season as OC/2nd season overall; **Laneer Sampson** (Baylor '12, Syracuse '18) Off. Pass Game Coordinator/Wide Receivers, 2nd season; **Mike Schmidt** (San Diego State '09), Run Game Coordinator/Offensive Line, 1st season in second stint/12th season overall at SDSU; **Demetrius Sumler** (Colorado '11), Def. Pass Game Coordinator/Cornerbacks, 1st season as coord./8th season as CB Coach/10th overall; **Darian Hagan** (Colorado '96) Running Backs, 2nd season; **David Lose** (Oregon State '04, Washington State '14) Defensive Line, 2nd season; **Roy Manning** (Michigan (Michigan '04), EDGEs, 1st season; **C.J. McGorisk** (Michigan '16) Safeties, 2nd season; **Ryan Lindley** (San Diego State '11) Senior Offensive Analyst, 2nd season/4th season overall at SDSU; **Tyler Sutton** (Redlands '08), Defensive Analyst, 1st season; **Tahj Capehart** (Arizona '20) Graduate Assistant, 2nd season/3rd season overall at SDSU; **Jayden Dawson** (Idaho State '21) Graduate Assistant, 2nd season; **Parker Houston** (San Diego State '19) Graduate Assistant, 3rd season; **Kyle Moretti** (San Diego State '24) Graduate Assistant, 1st season; **Ruben Pena** (Hawaii '15), Assistant AD/Football Chief of Staff, 1st season/8th overall at SDSU; **Jeff Sobol** (Eastern Illinois '08) Head of Football Performance, 2nd season; **Chris Gordert** (San Diego State '12) Assistant Strength and Condition Coach, 1st season.

PRONUNCIATION GUIDE

No. 9 Dalesean Staley	dayl-shawn
No. 17 Deshawn McCuin	mc-queue-en
No. 21 Tano Letuli	taw-no leh-tool-ee
No. 30 JP Mialovski	mee-uh-lawv-skee
No. 30 Jeremiah Tuileila	too-ee-lay-la
No. 31 Jared Badie	bay-dee
No. 36 Kaimana Tufaga	kai-uh-mawn-uh too-fong-uh
No. 38 Luca Amituanai	lew-can aw-mih-too-awn-eye
No. 39 Emil Herranen	emmil her-ran-en
No. 46 Oberhiri Eyate	oh-ber-reer-ee ee-i-fay
No. 48 Kainola Davis	kuh-no-uh

No. 53 Ikbalh Kassim	ick-ball kuh-sim
No. 56 August Salvati	sal-vaw-tee
No. 57 Saipale Fuimaono	psy-paul-eh fwee-maw-oh-know
No. 58 Etene Pritchard	ee-tee-in
No. 62 Ashdon Wnetrzak	when-trick
No. 63 Ross Ulugalu-Maseuli	oo-loo-gaw-loo mah-say-oo-lee
No. 67 Tiumala Afalava	tee-u-mah-loo off-ah-lava
No. 71 Bayo Kannike	bye-oh cah-neek-ee
No. 76 Kalan Ellis	kay-len
No. 78 Joe Borjon	bore-zhon
No. 81 Tim Netane	knee-tawn-ee

No. 89 Tashi Dorje	taw-she dor-jee
No. 91 Amari Comier	co-mee-ay
No. 94 Teivis Tuoti	tay-viss too-ee-oh-tee
No. 97 Sidney Dupuy	doo-poy

Laneer Sampson	luh-near
Rob Aurich	OAR-itch
David Lose	low-say

SDSU TWO-DEEP vs. STONY BROOK

^ Utilizing extra year of eligibility offered by the NCAA due to COVID-19; **Players in red** are returning starters from the 2024 season. Underlined players are newcomers or freshmen who redshirted last year.

OFFENSE

LEFT TACKLE (LT)		GP	GS
78	Joe Borjon, 6-8, 338, Sr.-SQ	7	4
or 70	Christian Jones, 6-9, 330, Sr.***	37	18
77	Cam May, 6-7, 310, Jr.-TR	21	11
LEFT GUARD (LG)		GP	GS
76	Kalan Ellis, 6-5, 350, Jr.-TR	21	14
57	Saipale Fuimaono, 6-4, 300, Sr.*	7	1
CENTER (C)		GP	GS
63	Ross Ulugalu-Maseuli, 6-4, 320, Sr.***	31	28
75	Michael Leville Watkins, 6-2, 310, Fr.-RS-TR	0	0
RIGHT GUARD (RG)		GP	GS
71	Bayo Kannike, 6-6, 300, Sr.-TR	38	30
61	Chase Duarte, 6-5, 305, Fr.-HS	0	0
RIGHT TACKLE (RT)		GP	GS
70	Christian Jones, 6-9, 330, Sr.***	37	18
or 78	Joe Borjon, 6-8, 338, Sr.-SQ	7	4
77	Cam May, 6-7, 310, Jr.-TR	21	11
TIGHT END (TE)		GP	GS
19	Seth Adams, 6-2, 260, Sr.-TR	30	20
18	Arthur Ban, 6-5, 240, Fr.-RS	1	0
or 15	Jackson Ford, 6-6, 250, Fr.-RS-TR	9	0
or 88	Ryan Wolfer, 6-5, 235, Fr.-RS	0	0
QUARTERBACK (QB)		GP	GS
4	Jayden Denegal, 6-5, 230, Jr.-TR	7	0
5	Bert Emanuel Jr., 6-3, 230, Jr.-TR	13	4
RUNNING BACK (RB)		GP	GS
7	Lucky Sutton, 6-1, 225, Jr.-SQ	9	0
21	Byron Cardwell Jr., 6-0, 220, Sr.-TR	18	0
23	Christian Washington, 5-10, 205, Jr.-TR	23	6
WIDE RECEIVER (SLOT)		GP	GS
2	Jordan Napier, 6-2, 205, So.*	16	1
11	Mikey Welsh, 5-9, 170, Jr.*	9	0
or 13	Nathan Acevedo, 5-10, 170, Jr.-TR	7	0
WIDE RECEIVER (OUTSIDE)		GP	GS
14	Donovan Brown, 6-2, 180, Jr.-TR	18	4
85	Jerry McClure, 6-1, 205, So.-SQ	5	0
WIDE RECEIVER (3)		GP	GS
20	Myles Kitt-Denton, 5-11, 195, Sr.-TR	34	11
17	Jacob Bostick, 6-3, 190, Jr.-TR	17	0

SPECIAL TEAMS

PUNTER (P)		GP	GS
93	Hunter Green, 6-4, 225, Jr.	26	22
89	Tashi Dorje, 6-2, 205, Jr.-TR	0	0
PLACEKICKER (PK)		GP	GS
46	Gabriel Plascencia, 6-0, 245, Sr.*	14	10
18	Nick Clegg, 6-1, 175, Fr.-RS	0	0
KICKOFFS (KO)		GP	GS
46	Gabriel Plascencia, 6-0, 245, Sr.*	14	12
18	Nick Clegg, 6-1, 175, Fr.-RS	0	0
HOLDER (H)		GP	GS
39	Femil Herranen, 6-4, 210, Jr.-RS	22	15
89	Tashi Dorje, 6-2, 205, Jr.-TR	0	0

DEFENSE

FIELD EDGE (EDGE)		GP	GS
33	Brady Nassar, 6-5, 255, Jr.**	22	8
44	Niles King, 6-6, 260, Sr.-TR	34	14
NOSE TACKLE (NT)		GP	GS
90	Sam Benjamin, 6-5, 290, Sr.*	20	4
94	Teivis Tuioi, 6-4, 295, Sr.*	27	6
DEFENSIVE TACKLE (DT)		GP	GS
55	Malachi Finau, 6-1, 295, Jr.-TR	21	1
54	Krishna Clay, 6-2, 295, Jr.*	12	12
RUSH EDGE (EDGE)		GP	GS
2	Trey White, 6-2, 255, Jr.**	27	13
10	Ryan Henderson, 6-3, 250, Jr.**	21	1
"WEAKSIDE" LINEBACKER (WILL)		GP	GS
12	Owen Chambliss, 6-3, 230, So.*	11	7
42	Brady Anderson, 6-2, 230, Sr.***	35	1
"MIKE" LINEBACKER (MLB)		GP	GS
21	Tano Letuli, 6-2, 240, Jr.*	21	10
41	Mister Williams, 6-0, 245, Sr.-TR	44	17
or 45	DJ Herman, 6-2, 240, Sr.***	36	2
"SAM" (SAFETY)		GP	GS
6	Eric Butler, 6-2, 195, Sr.***	35	11
24	Josiah Cox, 6-1, 197, Jr.-TR	20	1
LEFT CORNERBACK (LCB)		GP	GS
1	Chris Johnson, 6-0, 195, Sr.***	36	12
13	Prince Williams, 6-2, 195, Fr.-RS	3	0
or 17	Deshawn McCuin, 6-0, 195, Sr.***^	44	10
BULLET (SS)		GP	GS
9	Dalesean Staley, 6-1, 190, Jr.*	25	21
20	Jelani McLaughlin, 6-0, 205, So.*	12	0
FREE SAFETY		GP	GS
26	Dwayne McDougale, 5-11, 208, Jr.-TR	27	8
or 17	Deshawn McCuin, 6-0, 195, Sr.***^	44	10
RIGHT CORNERBACK (RCB)		GP	GS
0	Bryce Phillips, 6-0, 195, Sr.*	34	34
23	Isaiah Buxton, 6-0, 180, Fr.-RS	0	0
or 6	Eric Butler, 6-2, 195, Sr.***	35	11

START CHART (OFF./DEF.)

Offense	2024	Streak	Career				
Bayo Kannike, OL	3	0	30				
Ross Ulugalu-Maseuli, OL	12	12	28				
Seth Adams, OL/TE	3	0	20				
Christian Jones, OL	12	12	18				
Kalan Ellis, OL	0	0	14				
Cam May, OL	11	9	11				
Myles Kitt-Denton, WR	10	1	11				
Christian Washington, RB	4	0	6				
Joseph Borjon, OL	1	0	4				
Donovan Brown, WR	0	0	4				
Burt Emmanuel Jr., WR	0	0	4				
Dallas Fincher, OL	0	0	2				
Saipale Fuimaono, OL	1	1	1				
Jordan Napier, WR	1	0	1				
Defense	2024	Streak	Career				
Bryce Phillips, CB	12	34	34				
Dalesean Staley, S	10	7	21				
Mister Williams, LB	14	14	17				
Niles King, EDGE	14	14	14				
Trey White, EDGE	12	13	13				
Krishna Clay, DL	12	12	12				
Chris Johnson, CB	12	12	12				
Eric Butler, S	11	9	11				
Deshawn McCuin, S	8	0	10				
Tano Letuli, LB	10	6	10				
Brady Nassar, DL	8	5	8				
Dwayne McDougale, S	8	7	8				
Teivis Tuioi, DL	6	1	7				
Owen Chambliss, LB	7	0	7				
Josh Hunter, S	0	0	5				
Sam Benjamin, DL	4	0	4				
DJ Herman, LB	2	0	2				
Josiah Cox, S	1	0	1				
Malachi Finau, DL	1	0	1				
Ryan Henderson, EDGE	1	0	1				
Brady Anderson, LB	0	0	1				
Career Starts (Off/Def)	'19	'20	'21	'22	'23	'24	Total
Bryce Phillips, CB	-	-	11	11	12	-	34
Bayo Kannike, OL	RS	5	11	11	3	-	30
Ross Ulugalu-Maseuli, OL	-	RS	6	10	12	-	28
Dalesean Staley, S	-	-	RS	11	10	-	21
Seth Adams, OL/TE	7	10	0	0	3	-	20
Christian Jones, OL	-	RS	0	6	12	-	18
Mister Williams, LB	0	RS	0	3	14	-	17
Niles King, EDGE	-	RS	0	1	13	-	14
Kalan Ellis, OL	-	5	9	0	-	-	14
Trey White, EDGE	-	-	RS	1	12	-	13
Krishna Clay, DL	-	-	-	-	12	-	12
Chris Johnson, CB	-	-	0	0	12	-	12
Eric Butler, S	-	-	0	0	11	-	11
Cam May, OL	-	-	0	0	11	-	11
Myles Kitt-Denton, WR	RS	0	0	1	10	-	11
Deshawn McCuin, S	0	1	0	2	7	-	10
Tano Letuli, LB	-	-	-	0	10	-	10
Dwayne McDougale	-	-	RS	0	8	-	8
Brady Nassar, DL	-	-	-	0	8	-	8
Owen Chambliss, LB	-	-	-	RS	7	-	7
Teivis Tuioi, DL	RS	0	0	0	6	-	6
Christian Washington, RB	-	-	2	0	4	-	6
Josh Hunter, S	-	-	RS	5	0	-	5
Sam Benjamin, DL	-	-	0	0	4	-	4
Donovan Brown, WR	-	-	RS	4	-	-	4
Bert Emmanuel Jr., QB	-	-	1	3	0	-	4
Joseph Borjon, OL	-	-	0	3	1	-	4
Dallas Fincher, OL	RS	0	0	2	0	-	2
DJ Herman, LB	-	-	0	0	2	-	2
Malachi Finau, DL	-	-	RS	0	1	-	1
Jordan Napier, WR	-	-	-	RS	1	-	1
Josiah Cox, S	-	-	-	0	1	-	1
Ryan Henderson, EDGE	-	-	-	0	1	-	1
Saipale Fuimaono, OL	-	-	-	-	1	-	1
Brady Anderson, LB	-	0	RS	1	0	-	1

See starter notes on pg. 9

SDSU OPENING-GAME RECORDS (Div. I (1969))

INDIVIDUAL

Rushing Yards (17, 100-yard games)

239, D. Turner (vs. Arkansas St., 9/12/76)
 223, M. Cooper (vs. Texas A&M-Commerce, 8/31/24)
 220, M. Faulk (vs. USC, 9/5/92)
 197, R. Penny (vs. UC Davis, 9/2/17)
 189, R. Hillman (vs. Cal Poly, 9/3/11)
 181, M. Faulk (vs. CS Northridge, 9/4/93)
 161, G. Bell (vs. New Mexico State, 9/4/21)
 158, J. Washington (at Stanford, 8/31/18)
 147, G. Jones (vs. California, 9/2/95)
 145, L. Ned (vs. South Florida, 9/5/99)
 137, R. Slack (vs. Air Force, 9/2/89)
 123, E. Steward (at No. Illinois, 9/12/70)
 121, J. Watson (vs. Idaho, 9/7/96)
 115, T.C. Wright (vs. Long Beach St., 9/8/91)
 113, L. Hamilton (vs. E. Washington, 8/30/03)
 111, G. Bell (vs. UNLV, 10/24/20)
 111, D. Pumphrey (vs. Northern Arizona, 8/30/14)
 106, M. Franklin (vs. Idaho St., 9/4/04)
 103, T. Booker (at Oregon, 9/8/90)
 100, F. Geary (at Arizona, 9/14/74)

Rushing Attempts

28, R. Hillman (vs. Cal Poly, 9/3/11)
 27, M. Cooper (vs. Texas A&M-Commerce, 8/31/24)
 27, M. Faulk (vs. CS Northridge, 9/4/93)
 27, M. Faulk (vs. USC, 9/5/92)

Rushing Touchdowns

3, G. Jones (vs. California, 9/2/95)
 3, M. Faulk (vs. CS Northridge, 9/4/93)
 3, M. Faulk (vs. USC, 9/5/92)

Longest Run

74, R. Smith (vs. CS Fullerton, 9/10/77) (TD)

Passing Yards (8, 300-yard games)

371, K. McKechnie (vs. Navy, 9/5/97)
 361, D. McGwire (vs. Air Force, 9/2/89)
 359, M. Kofler (at Colorado St., 9/12/81)
 352, R. Lindley (vs. Cal Poly, 8/30/08)
 330, T. Santos (vs. Long Beach St., 9/6/86)
 318, A. Dingwell (vs. Eastern Illinois, 8/31/13)
 306, B. Blanton (vs. Idaho, 9/7/96)
 303, R. Lindley (vs. Nicholls, 9/4/10)

Passing Attempts

63, A. Dingwell (vs. Eastern Illinois, 8/31/13)
 57, J. Hawley (vs. Arizona St. 8/31/00)

Passing Completions

35, M. Kofler (at Air Force, 9/11/82)

Passing Touchdowns

4, R. Lindley (vs. Cal Poly, 9/3/11)
 4, K. McKechnie (vs. Navy, 9/5/97)
 4, T. Gutierrez (vs. Navy, 9/3/94)

Longest Pass Play

86, C. Chapman to M. Holder (vs. UNH, 9/3/16)
 78, R. Lindley to V. Brown (at UCLA, 9/5/09)
 78, K. McKechnie to T. Johnson (vs. Navy, 9/5/97)

Receiving Yards (15, 100-yard receiving games)

179, D. Sampson (vs. Nicholls, 9/4/10)
 174, A. Hakim (vs. Idaho, 9/7/96)
 173, I. Curtis (vs. Oregon St., 9/8/72)
 172, A. Hakim (vs. Navy, 9/5/97)
 163, T. Johnson (vs. Navy, 9/5/97)
 160, M. Holder (vs. New Hampshire, 9/3/16)
 158, J.R. Tolver (vs. Fresno State, 8/29/02)
 139, V. Brown (at UCLA, 9/5/09)
 127, K. Burrow (at No. Illinois, 9/12/70)
 122, C. Penrose (at Arizona, 9/14/74)
 114, W. Slaughter (vs. Long Beach St., 9/14/85)
 113, S. Stapler (at Missouri, 9/8/79)
 109, J. Beutrow (at Air Force, 9/11/82)
 101, S. Fogel (at Air Force, 9/11/82)
 101, D. Pearson (vs. CS Fullerton, 9/10/77)

Receptions

10, J. Webb (vs. Eastern Washington, 8/30/03)
 10, J.R. Tolver (vs. Fresno State, 8/29/02)
 10, M. Gilbreath (vs. Air Force, 9/2/89)

Receiving Touchdowns

2, M. Redman (vs. Ohio, 8/26/23)
 2, M. Holder (vs. New Hampshire, 9/3/16)
 2, D. Denso (vs. Cal Poly, 9/3/11)
 2, D. Sampson (vs. Nicholls, 9/4/10)
 2, R. Ortiz (vs. Idaho St., 9/4/04)
 2, A. Hakim (vs. Navy, 9/5/97)
 2, W. Blackwell (vs. Navy, 9/3/94)

Best Punt Avg. (Min. 4 punts)

56.8, M. Araiza (vs. New Mexico State, 9/4/21)
 49.8, M. Araiza (vs. UNLV, 10/24/20)
 49.0, B. Heicklen (vs. Weber St., 8/31/19)
 46.5, G. Roeszler (at Iowa St., 9/16/78)

Longest Punt

77, M. Araiza (vs. New Mexico State, 9/4/21)
 75, M. Araiza (vs. New Mexico State, 9/4/21)
 64, J. Santos (vs. Air Force, 9/2/89)
 63, M. Araiza (vs. New Mexico State, 9/4/21)
 63, T. Blain (vs. San Diego, 9/5/15)
 63, M. Araiza (vs. New Mexico State, 9/4/21)

Most Punt Return Yards

136, R. Peterson (vs. CS Northridge, 9/4/93)

Longest Punt Return

86, M. Jacobs (vs. UTEP, 9/6/75) (TD)

Most Kickoff Return Yards

146, V. Brown (at Washington State, 9/8/07)

Longest Kickoff Return

97, R. Penny (vs. San Diego, 9/5/15)
 94, C. Lockett (vs. Cal Poly, 9/3/11) (TD)
 85, A. Hakim (vs. Navy, 9/5/97) (TD)

Most Field Goals

4, W. Feer (vs. Eastern Illinois, 8/31/13)
 4, P. Holt (vs. Idaho, 9/7/96)

Longest Field Goal

50, G. Plascencia (vs. Texas A&M-Commerce, 8/31/24)
 50, M. Morales (at Tulsa, 9/3/83)
 50, S. Duncan (vs. CS Fullerton, 9/10/77)

Most Points Scored

18, A. Hakim (vs. Navy, 9/5/97)
 18, G. Jones (vs. California, 9/2/95)
 18, M. Faulk (vs. CS Northridge, 9/4/93)
 18, M. Faulk (vs. USC, 9/5/92)

Most Tackles

17, E. Imo (vs. CS Fullerton, 9/10/77)
 16, J. McChristian (vs. Navy, 9/5/97)
 16, H. Brohn (at Tulsa, 9/3/83)
 16, W. Walton (vs. CS Fullerton, 9/10/77)

Most Interceptions

2, D. Baker (vs. UTEP, 8/31/06)
 2, E. Kertel (at Arizona, 9/14/74)
 2, G. Ohnesorgen (at Utah St., 9/22/73)

Most Pass Breakups

4, N. Tumblin (vs. New Mexico State, 9/4/21)
 4, A. Barrett (vs. San Diego, 9/3/16)
 4, M. Mitchell (vs. Long Beach St., 9/14/85)

Most Sacks

3, K. Gbaja-Biamila (vs. South Florida, 9/5/99)

Most Fumble Recoveries

2, T. Nixon (at Air Force, 9/1/84)

TEAM

Most Points

56, vs. Navy, 9/3/94
 49, vs. Cal Poly, 9/3/11
 49, vs. USC, 9/5/92
 49, vs. CS Los Angeles, 9/27/69

Most Points in 1st Quarter

24, vs. Idaho St., 9/4/04

Most Points in 2nd Quarter

28, vs. Navy, 9/3/94

Most Points in 3rd Quarter

30, vs. Long Beach St., 9/8/91

Most Points in 4th Quarter

21, vs. Texas A&M-Commerce, 8/31/24

Most Points in One Quarter

30, vs. Long Beach St., 9/8/91 (3rd)

Most Points in 1st Half

42, vs. Navy, 9/3/94
 31, vs. Idaho St., 9/4/04

Most Points in 2nd Half

42, vs. Texas A&M-Commerce, 8/31/24

Most Points in One Half

42, vs. Texas A&M-Commerce, 8/31/24
 42, vs. Navy, 9/3/94

Largest Margin of Victory

49, vs. CS Los Angeles, 9/27/69

Most First Downs

30, at Iowa St., 9/16/78

Most Rushing Attempts

53, at Iowa St., 9/16/78
 52, vs. UC Davis, 9/2/17
 51, vs. Idaho St., 9/4/04

Most Rushing Yards

290, vs. Idaho St., 9/4/04
 289, vs. Cal Poly, 9/3/11

Fewest Rushing Yards Allowed

-44, vs. CS Los Angeles, 9/27/69
 11, vs. Long Beach St., 9/6/86
 30, vs. UTEP, 8/31/06
 31, vs. Idaho, 9/7/96
 35, vs. Weber State, 8/31/19

Most Rushing Touchdowns

4, vs. Nicholls, 9/4/10
 4, vs. Long Beach St., 9/8/91
 4, vs. CS Los Angeles, 9/27/69

Most Passing Yards

371, vs. Navy, 9/5/97

Fewest Passing Yards Allowed

11, at Iowa St., 9/16/78
 58, at No. Illinois, 9/12/70
 59, vs. Air Force, 9/2/89
 70, vs. New Hampshire, 9/3/16
 73, vs. UTEP, 9/6/75

Most Passing Attempts

64, vs. Eastern Illinois, 8/31/13
 57, vs. Arizona St., 8/31/00

Most Passing Completions

35, at Colorado St., 9/12/81

Fewest Interceptions Allowed

0, 16 times, last vs. Texas A&M-Commerce, 8/31/24

Most Defensive Interceptions

5, vs. San Diego, 9/5/15
 4, vs. UTEP, 8/31/06
 4, vs. Idaho, 9/7/96

Most Total Yards

581, vs. Idaho St., 9/4/04
 546, vs. Air Force, 9/2/89
 531, vs. Nicholls, 9/4/10
 518, vs. Long Beach St., 9/8/91
 513, vs. UC Davis, 9/2/17

Fewest Total Yards Allowed

125, vs. CS Los Angeles, 9/27/69
 141, vs. New Hampshire, 9/3/16
 154, vs. Weber State, 8/31/19
 171, vs. Nicholls, 9/4/10
 180, vs. Texas A&M-Commerce, 8/31/24

Fewest Fumbles Lost

0, 18 times, most recently vs. Texas A&M-Commerce, 8/31/24

Most Fumble Recoveries

5, vs. Oregon St., 9/8/72

Fewest Turnovers

0, vs. Texas A&M-Commerce, 8/31/24
 0, vs. New Hampshire, 9/3/16
 0, vs. Cal Poly, 9/3/11
 0, vs. Navy, 9/3/94
 0, at Oregon, 9/8/90

Fewest Penalties

2, vs. Weber State, 8/31/19
 2, vs. Cal Poly, 8/30/08
 2, at Air Force, 9/1/84

Fewest Penalty Yards

10, vs. Weber State, 8/31/19
 10, vs. Cal Poly, 8/30/08
 25, at Air Force, 9/1/84

Fewest Punts

1, vs. Nicholls, 9/4/10
 2, vs. UTEP, 8/31/06
 2, vs. Navy, 9/5/97
 2, vs. UTEP, 9/6/75

Most Possession Time

39:06, vs. UC Davis, 9/2/17
 37:50, vs. Eastern Illinois, 8/31/13

Most Sacks

6, vs. South Florida, 9/5/99
 6, vs. California, 9/2/95

Fewest Sacks Allowed

0, vs. Ohio, 8/26/23
 0, vs. Cal Poly, 9/3/11
 0, vs. Nicholls, 9/4/10
 0, at UCLA, 9/5/09
 0, vs. Eastern Washington, 8/30/03
 0, vs. South Florida, 9/5/99
 0, vs. Air Force, 9/2/89

2024 STATISTICS

Overall: 3-9

MW: 2-5

Home: 2-4

Road: 1-5

Neutral: 0-0

Team Statistics

	SDSU	OPP
Scoring	256	355
Points per game	21.3	29.6
Points Off Turnovers	51	36
First Downs	222	279
Rushing	83	135
Passing	114	113
Penalty	25	31
Rushing Yardage	1547	2487
Yards gained rushing	1861	2751
Yards lost rushing	314	264
Rushing attempts	424	509
Average per rush	3.6	4.9
Average per game	128.9	207.3
TDs Rushing	13	25
Passing Yardage	2468	2569
Comp-Att-Int	234-375-8	223-343-7
Average per pass	6.6	7.5
Average per catch	10.5	11.5
Average per game	205.7	214.1
TDs Passing	15	21
Total offense	4015	5056
Total plays	799	852
Average per play	5.0	5.9
Average per game	334.6	421.3
Kick returns: #-Yards	28-561	19-305
Punt returns: #-Yards	18-108	21-115
Int returns: #-Yards	7-213	8-68
Kick return average	20.0	16.1
Punt return average	6.0	5.5
Int return average	30.4	8.5
Fumbles-Lost	6-1	11-5
Penalties-Yards	109-981	78-766
Average per game	81.8	63.8
Punts-Yards	60-2699	48-1887
Average per punt	45.0	39.3
Net punt average	40.3	36.6
Kickoffs-Yards	56-3319	68-4153
Average per kick	59.3	61.1
Net kick average	39.6	37.9
Time of possession / game	27:08	32:56
3rd-down conversion	64/177	80/169
3rd-down pct	36%	47%
4rd-down conversion	17/32	14/25
4rd-down pct	53%	56%
Sacks by-Yards	32-163	31-189
Misc Yards	0	0
Touchdowns scored	31	47
Field goals - attempts	14-17	9-14
On-Side kicks	0-1	0-1
Red-zone scores	(30-38) 79%	(42-46) 91%
Red-zone touchdowns	(18-38) 47%	(36-46) 78%
PAT-attempts	(26-27) 96%	(42-44) 95%
2-point conversion-attempts	(1-5) 20%	(2-4) 50%
Attendance	148619	165231
Games / Avg per game	6/24770	6/27539
Neutral site games	-	0/0

Score by Periods

Team	1st	2nd	3rd	4th	OT	TOT
San Diego St.	45	84	41	86	0	256
Opponents	97	82	76	100	0	355

2024 SAN DIEGO STATE STATISTICS

Rushing

Player	gp	att	gain	loss	net	avg	td	lg	avg/g
Marquez Cooper	12	292	1349	75	1274	4.4	12	47	106.2
Danny O'Neil	11	73	270	177	93	1.3	1	34	8.5
Cam Davis	8	14	85	9	76	5.4	0	38	9.5
Jaylon Armstead	3	13	46	4	42	3.2	0	15	14.0
Javance Tupou'ata-Johnson	4	18	65	28	37	2.1	0	13	9.3
Lucky Sutton	4	5	35	0	35	7.0	0	17	8.8
Trey White	12	1	4	0	4	4.0	0	4	0.3
Jordan Napier	12	3	2	7	-5	-1.7	0	2	-0.4
Ja'Shaun Poke	12	4	5	10	-5	-1.3	0	4	-0.4
Team	12	1	0	4	-4	-4.0	0	0	-0.3
Total	12	424	1861	314	1547	3.6	13	47	128.9
Opponents	12	509	2751	264	2487	4.9	25	68	207.3

Passing

Player	gp	effic	comp-att-int	pct	yds	td	lg	avg/g
Danny O'Neil	11	127.2	209-330-6	63.3	2181	12	53	198.3
Javance Tupou'ata-Johnson	4	105.8	20-39-2	51.3	222	2	40	55.5
Tyler Pastula	12	147.6	3-3-0	100.0	17	0	10	1.4
Jordan Napier	12	328.4	1-2-0	50.0	27	1	27	2.3
DJ Herman	12	276.4	1-1-0	100.0	21	0	21	1.8
Total	12	126.6	234-375-8	62.4	2468	15	53	205.7
Opponents	12	144.1	223-343-7	65.0	2569	21	76	214.1

Receiving

Player	gp	no.	yds	avg	td	lg	avg/g
Ja'Shaun Poke	12	50	459	9.2	1	46	38.3
Jordan Napier	12	43	440	10.2	4	53	36.7
Louis Brown IV	11	38	620	16.3	3	44	56.4
Nate Bennett	12	22	314	14.3	1	48	26.2
Marquez Cooper	12	20	137	6.9	2	21	11.4
Jude Wolfe	10	18	161	8.9	2	32	16.1
Michael Harrison	12	18	150	8.3	0	18	12.5
Mekhi Shaw	12	15	160	10.7	2	30	13.3
Cam Davis	8	4	6	1.5	0	4	0.8
Baylin Brooks	3	2	14	7.0	0	7	4.7
Deshawn McCuin	11	1	1	1.0	0	1	0.1
Jaylon Armstead	3	1	6	6.0	0	6	2.0
Chris Johnson	12	1	6	6.0	0	6	0.5
Owen Chambliss	7	1	10	10.0	0	10	1.4
Total	12	234	2484	10.6	15	53	207.0
Opponents	12	223	2569	11.5	21	76	214.1

Scoring

Player	td	fg	PAT						pts
			kick	rush	rcv	pass	dxp	saf	
Marquez Cooper	14	-	-	-	-	-	-	-	84
Gabriel Plascencia	-	13-14	18-19	-	-	-	-	-	57
Jordan Napier	4	-	-	-	-	-	-	-	24
Louis Brown IV	3	-	-	-	-	-	-	-	18
Jude Wolfe	2	-	-	-	-	-	-	-	12
Mekhi Shaw	2	-	-	-	-	-	-	-	12
Nick Lopez	-	1-3	8-8	-	-	-	-	-	11
Nate Bennett	1	-	-	-	-	-	-	-	6
JD Coffey III	1	-	-	-	-	-	-	-	6
Eric Butler	1	-	-	-	-	-	-	-	6
Tano Letuli	1	-	-	-	-	-	-	-	6
Ja'Shaun Poke	1	-	-	-	-	-	-	-	6
Danny O'Neil	1	-	-	-	-	-	-	-	6
Michael Harrison	-	-	-	1	-	-	-	-	2
Total	31	14-17	26-27	1	0	0	0	0	256
Opponents	47	9-14	42-44	0	2	2	0	0	355

Field Goals

Player	fg	pct.	01-19	20-29	30-39	40-49	50-59	lg	blk
Gabriel Plascencia	13-14	92.9	0-0	7-7	3-3	2-3	1-1	50	0
Nick Lopez	1-3	33.3	0-0	1-2	0-1	0-0	0-0	29	0
Opponents	9-14	64.3	0-0	2-2	2-4	5-5	0-3	48	0

FG Sequence

Team Name	San Diego St.	Opponents
Central Mich.	33,28	(25),(34),(46)
California	(29)	62,(48),37
Washington St.	(46),(28)	
Boise St.	(27)	
East Texas A&M	(50),48	
Hawaii	(24),(43)	(30)
Wyoming	(22),(28)	50,(42)
New Mexico	(22),(31),(28)	
Utah St.	(35),(30)	
Oregon St.		38,54
UNLV		(46),(21)
Air Force		(45)

Punt Returns

Player	no.	yds	avg	td	lg
Mekhi Shaw	12	78	6.5	0	20
Jordan Napier	3	27	9.0	0	16
Mikey Welsh	2	3	1.5	0	3
Chris Johnson	1	0	0.0	0	0
Total	18	108	6.0	0	20
Opponents	21	115	5.5	0	17

Interceptions

Player	no.	yds	avg	td	lg
Jelani Whitmore	1	-5	-5.0	0	0
JD Coffey III	1	45	45.0	1	45
Bryce Phillips	1	68	68.0	0	68
Eric Butler	1	43	43.0	1	43
Chris Johnson	1	42	42.0	0	42
Tano Letuli	1	20	20.0	0	20
Brady Nassar	1	0	0.0	0	0
Total	7	213	30.4	2	68
Opponents	8	68	8.5	1	35

Kick Returns

Player	no.	yds	avg	td	lg
Ja'Shaun Poke	17	342	20.1	0	44
Jordan Napier	4	103	25.8	0	61
Michael Harrison	2	26	13.0	0	14
Chris Johnson	2	78	39.0	0	46
Brady Anderson	1	0	0.0	0	0
DJ Herman	1	12	12.0	0	12
Trey White	1	0	0.0	0	0
Total	28	561	20.0	0	61
Opponents	19	305	16.1	0	26

Fumbles Recovered

Player	no.	yds	avg	td	lg
Dalesean Staley	1	72	72.0	0	72
Tano Letuli	1	0	0.0	1	0
Jelani Whitmore	1	0	0.0	0	0
Brady Anderson	1	0	0.0	0	0
Krishna Clay	1	0	0.0	0	0
Total	5	72	14.4	1	72
Opponents	1	0	0.0	0	0

Total Offense

Player	g	plays	rush	pass	total	avg/g
Danny O'Neil	11	403	93	2181	2274	206.7
Marquez Cooper	12	292	1274	0	1274	106.2
Javance Tupou'ata-Johnson	4	57	37	222	259	64.8
Cam Davis	8	14	76	0	76	9.5
Jaylon Armstead	3	13	42	0	42	14.0
Lucky Sutton	4	5	35	0	35	8.8
Jordan Napier	12	5	-5	27	22	1.8
DJ Herman	12	1	0	21	21	1.8
Tyler Pastula	12	3	0	17	17	1.4
Trey White	12	1	4	0	4	0.3
Ja'Shaun Poke	12	4	-5	0	-5	-0.4
Team	12	0	-4	0	-4	-0.3
Total	12	799	1547	2468	4015	334.6
Opponents	12	852	2487	2569	5056	421.3

Punting

Player	no.	yds	avg	lg	tb	fc	!20	50+	blk
Tyler Pastula	58	2675	46.1	79	8	15	18	17	0
Danny O'Neil	1	20	20.0	20	0	0	0	0	0
Team	1	4	4.0	0	0	0	0	0	1
Total	60	2699	45.0	79	8	15	18	17	1
Opponents	48	1887	39.3	57	1	16	15	5	1

Kickoffs

Player	no.	yds	avg	tb	ob	retn	net	ydln
Gabriel Plascencia	50	2980	59.6	23	4			
Nick Lopez	6	339	56.5	3	0			
Total	56	3319	59.3	26	4	18	39.6	25
Opponents	68	4153	61.1	38	2	27	37.9	27

All Purpose

Player	g	rush	rcv	pr	kr	ir	total	avg/g
Marquez Cooper	12	1274	137	0	0	0	1411	117.6
Ja'Shaun Poke	12	-5	459	0	342	0	796	66.3
Louis Brown IV	11	0	620	0	0	0	620	56.4
Jordan Napier	12	-5	440	27	103	0	565	47.1
Nate Bennett	12	0	314	0	0	0	314	26.2
Mekhi Shaw	12	0	160	78	0	0	238	19.8
Michael Harrison	12	0	150	0	26	0	176	14.7
Jude Wolfe	10	0	161	0	0	0	161	16.1
Chris Johnson	12	0	6	0	78	42	126	10.5
Danny O'Neil	11	93	0	0	0	0	93	8.5
Cam Davis	8	76	6	0	0	0	82	10.3
Bryce Phillips	12	0	0	0	0	68	68	5.7
Jaylon Armstead	3	42	6	0	0	0	48	16.0
JD Coffey III	12	0	0	0	0	45	45	3.8
Eric Butler	12	0	0	0	0	43	43	3.6
Javance Tupou'ata-Johnson	4	37	0	0	0	0	37	9.3
Lucky Sutton	4	35	0	0	0	0	35	8.8
Tano Letuli	10	0	0	0	0	20	20	2.0
Baylin Brooks	3	0	14	0	0	0	14	4.7
DJ Herman	12	0	0	0	12	0	12	1.0
Owen Chambliss	7	0	10	0	0	0	10	1.4
Trey White	12	4	0	0	0	0	4	0.3
Mikey Welsh	1	0	0	3	0	0	3	3.0
Deshawn McCuin	11	0	1	0	0	0	1	0.1
Jelani Whitmore	11	0	0	0	0	-5	-5	-0.5
Team	12	-4	0	0	0	0	-4	-0.3
Total	12	1547	2484	108	561	213	4913	409.4
Opponents	12	2487	2569	115	305	68	5544	462.0

2024 SAN DIEGO STATE STATISTICS

Team Defense

##	Player	gp	Tackles				Sacks	Pass defense			Fumbles	blkd		
			ua	a	tot	tfl/yds	no-yds	int-yds	brup	qbh	fr-yds	ff	kick	saf
21	Tano Letuli	10	38	32	70	3.5-9	1.5-7	1-20	.	2	1-0	.	.	.
1	Chris Johnson	12	49	17	66	0.5-0	.	1-42	4	1	.	3	1	.
9	Dalesean Staley	11	37	24	61	1-72	.	.	.
47	Trey White	12	40	20	60	18.5-102	12.5-68	.	2	9	.	1	.	.
44	Kyle Moretti	12	29	31	60	3-4	1-2
6	Eric Butler	12	34	15	49	2.5-5	.	1-43	3	1	.	1	.	.
11	JD Coffey III	12	24	23	47	.	.	1-45	1
40	Krishna Clay	12	20	21	41	4.5-12	1.5-6	.	.	3	1-0	.	.	.
0	Bryce Phillips	12	32	8	40	4-11	.	1-68	1
5	Owen Chambliss	7	16	16	32	.	.	.	1	2
24	Josh Hunter	12	21	10	31	3-8	0.5-3	.	2	1
58	Cody Moon	12	14	17	31	1-3	.	.	.	2
56	DJ Herman	12	13	16	29	1-1	.	.	1	2
17	Deshawn McCuin	11	19	9	28	2-11	1-9	.	5	2
7	William Nimmo Jr.	12	20	8	28
93	Brady Nassar	12	14	12	26	4.5-9	1-6	1-0	.	2
99	Tupu Alualu	12	11	15	26	4.5-22	4-21	.	.	1
30	Dominic Oliver	10	8	7	15	2.5-15	0.5-4	.	.	2
97	Darrion Dalton	11	5	10	15	2.5-5
42	Brady Anderson	11	9	6	15	2-9	1-6	.	.	.	1-0	.	.	.
96	Ryan Henderson	11	7	6	13	2.5-18	2.5-18	.	.	6
94	Teivis Tuioti	12	3	9	12	1-2	1-2
16	Jelani Whitmore	11	8	2	10	.	.	1--5	3	.	1-0	.	.	.
32	Marlem Louis	10	7	3	10	3.5-10	3.5-10
27	Jelani McLaughlin	12	4	3	7
90	Sam Benjamin	11	2	2	4
50	Ryan Wintermeyer	12	1	3	4
12	Jatavious Magee	12	2	1	3
22	Max Garrison	11	2	1	3
31	Jared Badie	2	2	1	3
10	Bennett Walker	3	1	2	3
92	Malik Gucake	9	.	2	2	0.5-1	0.5-1
33	Ezekiel Larry	7	1	1	2
45	Wyatt Draeger	2	1	1	2
29	Arnold Escano	12	1	.	1
15	Tayvion Beasley	11	1	.	1
46	Gabriel Plascencia	11	1	.	1
70	Christian Jones	12	1	.	1
87	Michael Harrison	12	1	.	1
Totals		12	499	354	853	67-257	32-163	7-213	23	36	5-72	5	1	0
Opponents		12	483	308	791	95-355	31-189	8-68	39	50	1-0	1	1	0

2024 RED ZONE STATISTICS

San Diego St. Inside Opponent Red-Zone

Date	Opponent	Score	Times	Times	Total			Rush	Pass	FGs	Failed to score inside RZ					
			In RZ	Scored	Pts	TDs	TDs	TDs	TDs	Made	FGA	Down	Int	Fumb	Half	Game
08/31/2024	East Texas A&M	W 45-14	3	2	14	2	1	1	0	0	1	0	0	0	0	0
09/07/2024	Oregon St.	L 0-21	1	0	0	0	0	0	0	0	0	0	0	1	0	0
09/14/2024	at California	L 10-31	1	1	3	0	0	0	1	1	1	0	0	0	0	0
09/28/2024	at Central Mich.	L 21-22	4	2	14	2	1	1	0	2	2	0	0	0	0	0
10/05/2024	Hawaii	W 27-24	5	5	27	3	2	1	2	2	2	0	0	0	0	0
10/12/2024	at Wyoming	W 27-24	3	3	13	1	1	0	2	2	2	0	0	0	0	0
10/26/2024	Washington St.	L 26-29	4	3	16	2	2	0	1	1	1	0	1	0	0	0
11/01/2024	at Boise St.	L 24-56	2	2	10	1	1	0	1	1	1	0	0	0	0	0
11/08/2024	New Mexico	L 16-21	4	4	16	1	0	1	3	3	3	0	0	0	0	0
11/16/2024	at UNLV	L 20-41	2	1	7	1	1	0	0	0	0	1	0	0	0	0
11/23/2024	at Utah St.	L 20-41	5	4	20	2	1	1	2	2	2	1	0	0	0	0
11/30/2024	Air Force	L 20-31	4	3	20	3	2	1	0	0	0	1	0	0	0	0
Totals 30 of 38 (78.9%)			38	30	160	18	12	6	12	15	3	1	1	0	0	0

Opponents Inside San Diego St. Red-Zone

Date	Opponent	Score	Times	Times	Total			Rush	Pass	FGs	Failed to score inside RZ					
			In RZ	Scored	Pts	TDs	TDs	TDs	TDs	Made	FGA	Down	Int	Fumb	Half	Game
08/31/2024	East Texas A&M	W 45-14	2	2	14	2	1	1	0	0	0	0	0	0	0	0
09/07/2024	Oregon St.	L 0-21	2	2	14	2	2	0	0	0	0	0	0	0	0	0
09/14/2024	California	L 10-31	5	4	28	4	2	2	0	1	1	0	0	0	0	0
09/28/2024	Central Mich.	L 21-22	4	4	19	2	1	1	2	2	2	0	0	0	0	0
10/05/2024	Hawaii	W 27-24	2	2	10	1	0	1	1	1	1	0	0	0	0	0
10/12/2024	Wyoming	W 27-24	2	2	10	1	1	0	1	1	1	0	0	0	0	0
10/26/2024	Washington St.	L 26-29	2	2	15	2	2	0	0	0	0	0	0	0	0	0
11/01/2024	Boise St.	L 24-56	7	7	49	7	3	4	0	0	0	0	0	0	0	0
11/08/2024	New Mexico	L 16-21	2	1	7	1	0	1	0	0	0	0	0	0	0	1
11/16/2024	UNLV	L 20-41	8	6	38	5	4	1	1	1	1	1	0	1	0	0
11/23/2024	Utah St.	L 20-41	6	6	41	6	3	3	0	0	0	0	0	0	0	0
11/30/2024	Air Force	L 20-31	4	4	24	3	3	0	1	1	1	0	0	0	0	0
Totals 42 of 46 (91.3%)			46	42	269	36	22	14	6	7	1	0	1	0	0	1

2024 SAN DIEGO STATE GAME-BY-GAME STATISTICS

Date	Opponent	Rushing				Receiving				Passing				Kick Returns				Punt Returns				tot	
		no.	yds	td	lg	no.	yds	td	lg	cmp-att-int	yds	td	lg	no.	yds	td	lg	no.	yds	td	lg	off	def
08/31/2024	East Texas A&M	40	254	2	47	22	214	2	44	22-33-0	214	2	44	3	46	0	44	2	3	0	3	468	
09/07/2024	Oregon St.	25	72	0	10	11	107	0	35	11-24-0	107	0	35	0	0	0	0	2	4	0	5	179	
09/14/2024	at California	35	110	0	17	14	166	1	40	14-30-2	166	1	40	1	10	0	11	2	-1	0	6	276	
09/28/2024	at Central Mich.	45	118	1	47	14	246	2	43	14-23-0	246	2	43	1	0	0	0	1	0	0	0	364	
10/05/2024	Hawaii	34	99	2	31	24	224	1	48	24-33-0	224	1	48	2	47	0	35	3	34	0	15	323	
10/12/2024	at Wyoming	35	102	1	26	16	254	1	53	16-27-1	254	1	53	2	41	0	25	3	30	0	16	356	
10/26/2024	Washington St.	30	130	2	38	28	284	1	31	28-41-1	284	1	31	3	61	0	21	0	0	0	0	414	
11/01/2024	at Boise St.	26	101	1	42	14	155	2	40	14-30-2	155	2	40	3	72	0	46	1	14	0	14	256	
11/08/2024	New Mexico	46	146	0	14	26	195	1	40	26-42-0	195	1	40	4	105	0	61	1	4	0	4	341	
11/16/2024	at UNLV	35	107	1	16	14	163	2	46	14-23-2	163	2	46	2	54	0	34	2	20	0	20	270	
11/23/2024	at Utah St.	38	188	1	34	26	224	1	42	26-36-0	224	1	42	1	20	0	20	1	0	0	0	412	
11/30/2024	Air Force	35	120	2	19	25	252	1	36	25-33-0	236	1	36	6	105	0	33	0	0	0	0	356	
San Diego St.		424	1547	13	47	234	2484	15	53	234-375-8	2468	15	53	28	561	0	61	18	108	0	20	4015	
Opponents		509	2487	25	68	223	2569	21	76	223-343-7	2569	21	76	19	305	0	26	21	115	0	17	5056	

San Diego St. Averages

Games	Avg/ rush	Avg/ catch	Pass effic	KR avg	PR avg	All purpose avg/game	Total offense avg/game
12	3.6	10.6	126.6	20.0	6.0	409.4	334.6

Date	Opponent	Tackles				Sacks no-yds	Fumble		Pass Defense			blkd kick	PAT attempts			off		
		ua	a	total	tfl-yds		ff	fr-yds	int-yds	qbh	brup		kick	rush	rcv	saf	t/o	pts
08/31/2024	East Texas A&M	47	18	65	8.0-47	5-15	2	2-0	1-45	2	3	0	4-5	1	0	0	13	45
09/07/2024	Oregon St.	52	24	76	2.0-5	0-0	1	0-0	0-0	3	1	0	0-0	0	0	0	0	0
09/14/2024	at California	34	36	70	7.0-32	6-30	0	0-0	1-20	0	3	0	1-1	0	0	0	0	10
09/28/2024	at Central Mich.	47	34	81	8.0-31	3-13	1	1-0	1-68	9	6	0	3-3	0	0	0	7	21
10/05/2024	Hawaii	41	18	59	9.0-40	5-34	0	0-0	1--5	8	4	0	3-3	0	0	0	7	27
10/12/2024	at Wyoming	30	36	66	8.0-36	6-34	0	0-0	2-85	5	2	0	3-3	0	0	0	10	27
10/26/2024	Washington St.	38	30	68	7.0-23	3-16	0	1-0	0-0	1	3	0	2-2	0	0	0	7	26
11/01/2024	at Boise St.	52	18	70	4.0-10	1-1	0	0-0	0-0	2	0	0	3-3	0	0	0	0	24
11/08/2024	New Mexico	37	20	57	1.0-1	0-0	0	0-0	0-0	3	0	0	1-1	0	0	0	0	16
11/16/2024	at UNLV	46	50	96	5.0-10	1-6	1	1-72	0-0	0	1	1	2-2	0	0	0	0	20
11/23/2024	at Utah St.	38	46	84	6.0-18	2-14	0	0-0	1-0	3	0	0	2-2	0	0	0	7	20
11/30/2024	Air Force	37	24	61	2.0-4	0-0	0	0-0	0-0	0	0	0	2-2	0	0	0	0	20
San Diego St.		499	354	853	67.0-257	32-163	5	5-72	7-213	36	23	1	26-27	1	0	0	51	256
Opponents		483	308	791	95.0-355	31-189	1	1-0	8-68	50	39	1	42-44	0	2	0	36	355

		Punting									Field Goals			Kickoffs				
Date	Opponent	no.	yds	avg	long	blkd	tb	fc	50+	i20	md-att	long	blkd	no.	yds	avg	tb	ob
08/31/2024	East Texas A&M	3	110	36.7	40	0	0	1	0	0	1-2	50	0	8	474	59.3	2	1
09/07/2024	Oregon St.	8	344	43.0	63	1	0	2	3	3	0-0	0	0	1	65	65.0	1	0
09/14/2024	at California	6	274	45.7	54	0	2	2	2	2	1-1	29	0	3	143	47.7	1	0
09/28/2024	at Central Mich.	5	236	47.2	52	0	2	0	1	2	0-2	0	0	4	240	60.0	2	0
10/05/2024	Hawaii	5	238	47.6	65	0	0	1	2	2	2-2	43	0	6	364	60.7	1	0
10/12/2024	at Wyoming	7	330	47.1	75	0	2	1	2	2	2-2	28	0	6	390	65.0	6	0
10/26/2024	Washington St.	4	141	35.3	40	0	0	2	0	0	2-2	46	0	5	273	54.6	0	1
11/01/2024	at Boise St.	4	201	50.3	79	0	0	3	1	2	1-1	27	0	5	307	61.4	4	0
11/08/2024	New Mexico	5	206	41.2	64	0	0	1	1	3	3-3	31	0	5	266	53.2	1	1
11/16/2024	at UNLV	6	289	48.2	58	0	0	1	3	1	0-0	0	0	4	253	63.3	3	0
11/23/2024	at Utah St.	6	286	47.7	68	0	2	0	2	0	2-2	35	0	5	310	62.0	4	1
11/30/2024	Air Force	1	44	44.0	44	0	0	1	0	1	0-0	0	0	4	234	58.5	1	0
San Diego St.		60	2699	45.0	79	1	8	15	17	18	14-17	50	0	56	3319	59.3	26	4

2024 OPPONENT GAME-BY-GAME STATISTICS

Date	Opponent	Rushing				Receiving				Passing				Kick Returns				Punt Returns				tot	
		no.	yds	td	lg	no.	yds	td	lg	cmp-att-int	yds	td	lg	no.	yds	td	lg	no.	yds	td	lg	off	def
08/31/2024	East Texas A&M	34	63	1	9	18	117	1	29	18-25-1	117	1	29	5	79	0	20	1	14	0	14	180	
09/07/2024	Oregon St.	51	237	2	23	17	183	1	41	17-27-0	183	1	41	0	0	0	0	4	21	0	10	420	
09/14/2024	at California	42	275	2	60	21	198	2	21	21-29-1	198	2	21	1	4	0	4	1	6	0	6	473	
09/28/2024	at Central Mich.	42	154	1	19	25	298	1	60	25-46-1	298	1	60	1	22	0	22	2	7	0	4	452	
10/05/2024	Hawaii	29	84	0	14	26	272	3	23	26-44-1	272	3	23	4	63	0	22	1	11	0	11	356	
10/12/2024	at Wyoming	41	190	2	51	12	191	1	70	12-31-2	191	1	70	0	0	0	0	2	0	0	0	381	
10/26/2024	Washington St.	40	114	2	22	19	257	2	34	19-27-0	257	2	34	3	57	0	26	1	-3	0	0	371	
11/01/2024	at Boise St.	46	219	3	35	26	322	4	22	26-34-0	322	4	22	0	0	0	0	0	0	0	0	541	
11/08/2024	New Mexico	35	300	2	68	16	175	1	43	16-24-0	175	1	43	2	40	0	21	1	17	0	17	475	
11/16/2024	at UNLV	47	253	4	43	23	262	1	47	23-32-0	262	1	47	1	21	0	21	5	35	0	14	515	
11/23/2024	at Utah St.	50	322	3	63	18	166	3	45	18-22-1	166	3	45	0	0	0	0	3	7	0	7	488	
11/30/2024	Air Force	52	276	3	23	2	128	1	76	2-2-0	128	1	76	2	19	0	15	0	0	0	0	404	
Opponents		509	2487	25	68	223	2569	21	76	223-343-7	2569	21	76	19	305	0	26	21	115	0	17	5056	
San Diego St.		424	1547	13	47	234	2484	15	53	234-375-8	2468	15	53	28	561	0	61	18	108	0	20	4015	

Opponents Averages

Games	Avg/ rush	Avg/ catch	Pass effic	KR avg	PR avg	All purpose avg/game	Total offense avg/game
12	4.9	11.5	144.1	16.1	5.5	462.0	421.3

Date	Opponent	Tackles				Sacks no-yds	Fumble		Pass Defense			blkd kick	PAT attempts			off		
		ua	a	total	tfl-yds		ff	fr-yds	int-yds	qbh	brup		kick	rush	rcv	saf	t/o	pts
08/31/2024	East Texas A&M	43	36	79	7.0-30	2-17	0	0-0	0-0	5	2	0	0-1	0	1	0	0	14
09/07/2024	Oregon St.	29	12	41	4.0-10	1-5	1	1-0	0-0	3	5	1	3-3	0	0	0	7	21
09/14/2024	at California	29	34	63	6.0-30	3-21	0	0-0	2-0	4	4	0	4-4	0	0	0	0	31
09/28/2024	at Central Mich.	39	34	73	10.0-34	4-23	0	0-0	0-0	3	3	0	1-1	0	0	0	0	22
10/05/2024	Hawaii	47	20	67	10.0-39	2-14	0	0-0	0-0	4	0	0	3-3	0	0	0	0	24
10/12/2024	at Wyoming	43	20	63	10.0-36	1-6	0	0-0	1-0	4	5	0	3-3	0	0	0	0	24
10/26/2024	Washington St.	44	20	64	8.0-23	4-18	0	0-0	1-20	4	5	0	3-3	0	1	0	8	29
11/01/2024	at Boise St.	36	10	46	5.0-33	3-25	0	0-0	2-35	9	3	0	8-8	0	0	0	14	56
11/08/2024	New Mexico	49	42	91	8.0-25	2-11	0	0-0	0-0	7	6	0	3-3	0	0	0	0	21
11/16/2024	at UNLV	31	26	57	7.0-29	2-15	0	0-0	2-13	0	3	0	5-5	0	0	0	7	41
11/23/2024	at Utah St.	42	38	80	13.0-41	4-22	0	0-0	0-0	6	2	0	5-6	0	0	0	0	41
11/30/2024	Air Force	51	16	67	7.0-25	3-12	0	0-0	0-0	1	1	0	4-4	0	0	0	0	31
Opponents		483	308	791	95.0-355	31-189	1	1-0	8-68	50	39	1	42-44	0	2	0	36	355
San Diego St.		499	354	853	67.0-257	32-163	5	5-72	7-213	36	23	1	26-27	1	0	0	51	256

Date	Opponent	Punting									Field Goals			Kickoffs				
		no.	yds	avg	long	blkd	tb	fc	50+	i20	md-att	long	blkd	no.	yds	avg	tb	ob
08/31/2024	East Texas A&M	6	253	42.2	46	0	0	3	0	1	0-0	0	0	3	177	59.0	0	0
09/07/2024	Oregon St.	5	171	34.2	45	0	0	1	0	3	0-2	0	0	4	260	65.0	4	0
09/14/2024	at California	3	133	44.3	47	0	0	1	0	0	1-3	48	0	6	397	66.2	5	0
09/28/2024	at Central Mich.	5	183	36.6	46	0	1	3	0	0	3-3	46	0	6	356	59.3	4	1
10/05/2024	Hawaii	3	137	45.7	56	0	0	0	1	0	1-1	30	0	5	289	57.8	2	1
10/12/2024	at Wyoming	7	297	42.4	57	0	0	1	1	3	1-2	42	0	5	321	64.2	3	0
10/26/2024	Washington St.	3	108	36.0	37	0	0	2	0	1	0-0	0	0	5	317	63.4	2	0
11/01/2024	at Boise St.	2	89	44.5	46	0	0	0	0	0	0-0	0	0	9	530	58.9	6	0
11/08/2024	New Mexico	5	165	33.0	52	0	0	3	1	2	0-0	0	0	4	212	53.0	0	0
11/16/2024	at UNLV	4	130	32.5	50	1	0	0	1	2	2-2	46	0	8	520	65.0	6	0
11/23/2024	at Utah St.	4	181	45.3	53	0	0	2	1	2	0-0	0	0	7	455	65.0	6	0
11/30/2024	Air Force	1	40	40.0	40	0	0	0	0	1	1-1	45	0	6	319	53.2	0	0
Opponents		48	1887	39.3	57	1	1	16	5	15	9-14	48	0	68	4153	61.1	38	2

2024 GAME-BY-GAME COMPARISON

		First Downs				Rushing	Passing		Total Offense	Return	Turn-
Opponent	Score	Total	Rush	Pass	Pen	Number-Yards	Comp-Att.-Int	Yards	Plays-Yards	Yards	Overs
East Texas A&M	45-14	23 / 17	12 / 7	8 / 3	3 / 7	40-254 / 34-63	22-33-0 / 18-25-1	214 / 117	73-468 / 59-180	94 / 93	0 / 3
Oregon St.	0-21	7 / 23	1 / 14	5 / 8	1 / 1	25-72 / 51-237	11-24-0 / 17-27-0	107 / 183	49-179 / 78-420	4 / 21	1 / 0
California	10-31	16 / 21	7 / 11	7 / 8	2 / 2	35-110 / 42-275	14-30-2 / 21-29-1	166 / 198	65-276 / 71-473	29 / 10	2 / 1
Central Mich.	21-22	21 / 26	6 / 10	11 / 14	4 / 2	45-118 / 42-154	14-23-0 / 25-46-1	246 / 298	68-364 / 88-452	68 / 29	0 / 2
Hawaii	27-24	19 / 24	5 / 8	12 / 13	2 / 3	34-99 / 29-84	24-33-0 / 26-44-1	224 / 272	67-323 / 73-356	76 / 74	0 / 1
Wyoming	27-24	16 / 19	6 / 7	9 / 9	1 / 3	35-102 / 41-190	16-27-1 / 12-31-2	254 / 191	62-356 / 72-381	156 / 0	1 / 2
Washington St.	26-29	21 / 22	5 / 8	15 / 11	1 / 3	30-130 / 40-114	28-41-1 / 19-27-0	284 / 257	71-414 / 67-371	61 / 74	1 / 1
Boise St.	24-56	12 / 34	6 / 14	6 / 18	0 / 2	26-101 / 46-219	14-30-2 / 26-34-0	155 / 322	56-256 / 80-541	86 / 35	2 / 0
New Mexico	16-21	26 / 21	12 / 13	9 / 7	5 / 1	46-146 / 35-300	26-42-0 / 16-24-0	195 / 175	88-341 / 59-475	109 / 57	0 / 0
UNLV	20-41	14 / 26	5 / 11	7 / 12	2 / 3	35-107 / 47-253	14-23-2 / 23-32-0	163 / 262	58-270 / 79-515	146 / 69	2 / 1
Utah St.	20-41	23 / 25	10 / 15	10 / 8	3 / 2	38-188 / 50-322	26-36-0 / 18-22-1	224 / 166	74-412 / 72-488	20 / 7	0 / 1
Air Force	20-31	24 / 21	8 / 17	15 / 2	1 / 2	35-120 / 52-276	25-33-0 / 2-2-0	236 / 128	68-356 / 54-404	105 / 19	0 / 0
Totals	256-355	222 / 279	83 / 135	114 / 113	25 / 31	424-1547 / 509-2487	234-375-8 / 223-343-7	2468 / 2569	799-4015 / 852-5056	954 / 488	9 / 12

Opponents	3rd Down Conversion	4th Down Conversion	Time of Possession	TOP Margin	Avg Yds/Rush	Avg Yds/Pass	Avg Yds/Play	Punting Number-Avg	Penalties Number-Yards	Sacks
East Texas A&M	6-15 / 4-12	2-4 / 1-2	28:32 / 31:28	-02:56	6.4 / 1.9	6.5 / 4.7	6.4 / 3.1	3-36.7 / 6-42.2	16-149.0 / 15-124.0	5 / 2
Oregon St.	2-12 / 9-19	0-1 / 2-3	18:53 / 41:07	-22:14	2.9 / 4.6	4.5 / 6.8	3.7 / 5.4	8-43.0 / 5-34.2	8-80.0 / 6-65.0	0 / 1
California	5-16 / 7-15	2-4 / 0-3	27:15 / 32:45	-05:30	3.1 / 6.5	5.5 / 6.8	4.2 / 6.7	6-45.7 / 3-44.3	15-120.0 / 12-113.0	6 / 3
Central Mich.	7-15 / 6-19	0-1 / 4-4	24:33 / 35:27	-10:54	2.6 / 3.7	10.7 / 6.5	5.4 / 5.1	5-47.2 / 5-36.6	4-36.0 / 5-37.0	3 / 4
Hawaii	6-16 / 8-14	3-3 / 1-2	29:04 / 30:56	-01:52	2.9 / 2.9	6.8 / 6.2	4.8 / 4.9	5-47.6 / 3-45.7	9-104.0 / 7-66.0	5 / 2
Wyoming	3-13 / 6-16	0-1 / 1-1	29:17 / 30:43	-01:26	2.9 / 4.6	9.4 / 6.2	5.7 / 5.3	7-47.1 / 7-42.4	9-67.0 / 7-63.0	6 / 1
Washington St.	5-14 / 5-12	1-2 / 1-3	29:33 / 30:27	-00:54	4.3 / 2.9	6.9 / 9.5	5.8 / 5.5	4-35.3 / 3-36.0	8-78.0 / 4-45.0	3 / 4
Boise St.	2-14 / 9-13	6-6 / 2-2	20:28 / 39:32	-19:04	3.9 / 4.8	5.2 / 9.5	4.6 / 6.8	4-50.3 / 2-44.5	5-42.0 / 4-37.0	1 / 3
New Mexico	11-20 / 5-11	0-0 / 0-1	35:02 / 24:58	10:04	3.2 / 8.6	4.6 / 7.3	3.9 / 8.1	5-41.2 / 5-33.0	8-65.0 / 8-104.0	0 / 2
UNLV	3-12 / 8-16	1-3 / 1-2	23:58 / 36:55	-12:57	3.1 / 5.4	7.1 / 8.2	4.7 / 6.5	6-48.2 / 4-32.5	9-91.0 / 4-32.0	1 / 2
Utah St.	6-16 / 7-13	0-2 / 1-2	30:26 / 29:34	00:52	4.9 / 6.4	6.2 / 7.5	5.6 / 6.8	6-47.7 / 4-45.3	12-101.0 / 4-55.0	2 / 4
Air Force	8-14 / 6-9	2-5 / 0-0	28:39 / 31:21	-02:42	3.4 / 5.3	7.2 / 64.0	5.2 / 7.5	1-44.0 / 1-40.0	6-48.0 / 2-25.0	0 / 3
Totals	64-177 / 80-169	17-32 / 14-25	325:40 / 395:13	-69:33	3.6 / 4.9	6.6 / 7.5	5.0 / 5.9	60-45.0 / 48-39.3	109-981.0 / 78-766.0	32 / 31

Note: Game totals are displayed in the format TEAM/OPPONENT for each category

GAME SUMMARIES

Game	Score	Score by Quarters					First Downs				Rushing			Passing			Total Off.		Return Yds	Punting No-Avg.	Fumbles No-Lost	Pen. No-Yds.	Third Downs	Avg.	
		1	2	3	4	OT	Tot	Ru	Pa	Pn	Att	Yds	TD	C-A-I	Yds	TD	Att	Yds						F. Pos.	ToP
A&M-Commerce	14	0	6	8	0	-	17	7	3	7	34	63	1	18-25-1	117	1	59	180	93	6-42.2	3-2	15-124	4-12	SDSU28	31:28
at SDSU	45	3	0	21	21	-	23	12	8	3	40	254	2	22-33-0	214	2	73	468	94	3-36.7	0-0	16-149	6-15	TAMC29	28:32
Oregon State	21	7	0	0	14	-	23	14	8	1	51	237	2	17-27-0	183	1	78	420	21	5-34.2	0-0	6-65	9-19	OSU26	41:07
at SDSU	0	0	0	0	0	-	7	1	5	1	25	72	0	11-24-0	107	0	49	179	4	8-34.4	1-1	8-80	2-12	SDSU30	18:53
at California	31	7	0	14	10	-	16	7	7	2	35	110	0	14-30-2	166	1	65	276	9	6-45.7	0-0	15-120	5-16	SDSU31	27:15
SDSU	10	3	0	0	7	-	21	11	8	2	42	275	2	21-29-1	198	2	71	473	10	3-44.3	0-0	12-113	7-15	CAL31	32:45
at Cent. Michigan	22	10	3	6	3	-	26	10	14	2	42	154	1	25-46-1	298	1	88	452	29	5-47.2	0-0	5-37	6-19	CMU22	35:27
SDSU	21	7	14	0	0	-	21	6	11	4	45	118	1	14-23-0	246	2	68	364	68	5-36.6	0-0	4-36	7-15	SDSU36	24:33
Hawai'i	24	3	7	7	7	-	24	8	13	3	29	84	0	26-44-1	272	3	73	356	74	3-45.7	0-0	7-66	8-14	UH17	30:56
at SDSU	27	3	14	3	7	-	27	5	12	2	34	99	2	24-33-0	224	1	67	323	76	6-36.4	0-0	9-104	6-16	SDSU36	29:04
at Wyoming	24	7	7	3	7	-	19	7	9	3	41	190	2	12-31-2	181	1	72	371	0	7-42.4	0-0	7-60	6-16	WYO25	30:43
SDSU	27	10	7	0	10	-	16	6	9	1	35	102	1	16-27-1	254	1	62	356	156	7-47.1	0-0	9-67	3-13	SDSU33	29:17
vs. Washington St.	29	7	7	0	15	-	22	8	11	3	40	114	2	19-27-0	257	2	67	371	64	3-36.0	0-0	4-45	5-12	WSU30	26:14
SDSU	26	6	6	7	7	-	21	5	15	1	30	130	2	28-41-1	284	1	71	414	61	4-35.2	0-0	8-78	5-14	SDSU30	29:33
at Boise State	56	21	14	7	14	-	34	14	18	2	46	219	3	26-34-0	322	4	80	541	35	2-44.5	0-0	4-37	9-13	BSU24	39:32
SDSU	24	0	10	0	14	-	12	6	6	0	26	101	1	14-30-2	155	2	56	256	86	4-50.2	0-0	5-42	2-14	SDSU32	20:28
New Mexico	21	14	0	0	7	-	21	13	7	1	35	300	2	16-24-0	175	1	59	475	57	5-33.0	0-0	8-104	5-11	UNM23	24:58
at SDSU	16	3	10	3	0	-	26	12	9	5	46	146	0	26-42-0	195	1	88	341	109	5-41.2	0-0	8-65	11-20	SDSU29	35:02
at UNLV	41	7	21	10	3	-	26	11	12	3	47	253	4	23-32-0	262	1	79	515	49	4-32.5	0-0	4-32	8-16	UNLV35	36:55
SDSU	20	0	6	7	7	-	14	5	7	2	35	107	1	14-23-2	163	2	58	270	146	6-48.2	1-72	9-91	3-12	SDSU30	23:58
at Utah State	41	0	14	7	20	-	25	15	8	2	50	322	3	18-22-1	166	3	72	488	7	4-45.2	0-0	4-55	7-13	USU26	29:34
SDSU	20	3	10	0	7	-	23	10	10	3	38	188	1	26-36-0	224	1	74	412	20	6-47.7	0-0	12-101	6-16	SDSU30	30:26
Air Force	31	14	3	14	0	-	21	17	2	2	52	276	3	2-2-0	128	1	54	404	19	1-40.0	0-0	6-48	6-9	AFA27	31:21
at SDSU	20	7	7	0	6	-	24	8	15	1	35	120	2	25-33-0	236	1	68	356	105	1-44.0	0-0	2-25	8-14	SDSU26	28:39

2024 GAME-BY-GAME PASSING STATISTICS

#9 - Kyle Crum - QB

Date	Opponent	Cmp.	Att.	Pct.	Int.	TD	Yds.	Rtg.
A.31	Texas A&M-Commerce	-	-	-	-	-	-	-
S.7	Oregon State	-	-	-	-	-	-	-
S.14	at California	-	-	-	-	-	-	-
S.28	at Central Michigan	-	-	-	-	-	-	-
O.5	Hawai'i*	-	-	-	-	-	-	-
O.12	at Wyoming*	-	-	-	-	-	-	-
O.26	Washington State	-	-	-	-	-	-	-
N.1	at Boise State*	-	-	-	-	-	-	-
N.8	New Mexico*	-	-	-	-	-	-	-
N.16	at UNLV*	-	-	-	-	-	-	-
N.23	at Utah State*	-	-	-	-	-	-	-
N.30	Air Force*	-	-	-	-	-	-	-
2024 Totals		-	-	-	-	-	-	-
2023		0	0	0.0	0	0	0	0.00
2022		5	17	29.4	1	1	53	63.25
CAREER (3-0 GP-GS)		5	17	29.4	1	1	53	63.25

*. Mountain West game.

Career Highs: Completions: 5 at Utah (9/17/22); Attempts: 16 at Utah (9/17/22); Passing Yards: 53 at Utah (9/17/22); Passing Touchdowns: 1 at Utah (9/17/22); Long Pass: 18 at Utah (9/17/22); Completion Pct. (min. 12 att.): 31.3 (5-for-16) at Utah (9/17/22); Efficiency Rating (min. 12 att.): 67.20 at Utah (9/17/22).

#5 - Danny O'Neil - QB

Date	Opponent	Cmp.	Att.	Pct.	Int.	TD	Yds.	Rtg.
A.31	Texas A&M-Commerce	22	33	66.7	0	2	214	141.14
S.7	Oregon State	11	24	45.8	0	0	107	83.28
S.14	at California	-	-	-	-	-	-	-
S.28	at Central Michigan	14	23	60.9	0	2	246	179.41
O.5	Hawai'i*	24	33	72.7	0	1	224	139.75
O.12	at Wyoming*	16	27	59.2	1	1	254	143.10
O.26	Washington State	22	34	64.7	1	0	195	116.71
N.1	at Boise State*	14	30	46.7	2	2	155	98.73
N.8	New Mexico*	26	41	55.3	0	1	195	111.41
N.16	at UNLV*	13	22	59.1	2	2	162	132.76
N.23	at Utah State*	23	31	74.2	0	0	199	128.12
N.30	Air Force*	24	32	75.0	0	1	230	145.69
2024 Totals		209	330	63.3	6	12	2,181	127.21
CAREER (11-11 GP-GS)		209	330	63.3	6	12	2,181	127.21

*. Mountain West game.

2024/Career Highs: Completions: 26 vs. New Mexico (11/8/24); Attempts: 41 vs. New Mexico (11/8/24); Passing Yards: 254 at Wyoming (10/12/24); Passing Touchdowns: 2 at UNLV (11/16/24), at Central Michigan (9/28/24), vs. Texas A&M-Commerce (8/31/24); Long Pass: 53 at Wyoming (10/12/24); Completion Pct. (min. 12 att.): 75.0 vs. Air Force (11/30/24); Efficiency Rating (min. 12 att.): 179.41 at Central Michigan (9/28/24).

#10 - AJ Duffy - QB

Date	Opponent	Cmp.	Att.	Pct.	Int.	TD	Yds.	Rtg.
A.31	Texas A&M-Commerce	-	-	-	-	-	-	-
S.7	Oregon State	-	-	-	-	-	-	-
S.14	at California	-	-	-	-	-	-	-
S.28	at Central Michigan	-	-	-	-	-	-	-
O.5	Hawai'i*	-	-	-	-	-	-	-
O.12	at Wyoming*	-	-	-	-	-	-	-
O.26	Washington State	-	-	-	-	-	-	-
N.1	at Boise State*	-	-	-	-	-	-	-
N.8	New Mexico*	-	-	-	-	-	-	-
N.16	at UNLV*	-	-	-	-	-	-	-
N.23	at Utah State*	-	-	-	-	-	-	-
N.30	Air Force*	-	-	-	-	-	-	-
2024 Totals		-	-	-	-	-	-	-
2023		0	0	0.0	0	0	0	0.00
2022		2	7	28.6	0	1	26	106.91
CAREER (4-0 GP-GS)		2	7	28.6	0	1	26	106.91

*. Mountain West game.

Career Highs: Completions: 1 vs. Louisiana (11/19/22), vs. Duquesne (8/27/22); Attempts: 4 vs. Louisiana (11/19/22); Passing Yards: 16 vs. Louisiana (11/19/22); Passing Touchdowns: 1 vs. Louisiana (11/19/22); Long Pass: 16 vs. Louisiana (11/19/22).

#6 - Javance Tupou'ata-Johnson - QB

Date	Opponent	Cmp.	Att.	Pct.	Int.	TD	Yds.	Rtg.
A.31	Texas A&M-Commerce	0	0	0.0	0	0	0	0.0
S.7	Oregon State	-	-	-	-	-	-	-
S.14	at California	13	29	44.8	2	1	156	87.60
S.28	at Central Michigan	-	-	-	-	-	-	-
O.5	Hawai'i*	-	-	-	-	-	-	-
O.12	at Wyoming*	-	-	-	-	-	-	-
O.26	Washington State	4	5	80.0	0	0	41	148.88
N.1	at Boise State*	-	-	-	-	-	-	-
N.8	New Mexico*	-	-	-	-	-	-	-
N.16	at UNLV*	-	-	-	-	-	-	-
N.23	at Utah State*	3	5	60.0	0	1	12	168.00
N.30	Air Force*	-	-	-	-	-	-	-
2024 Totals		20	39	51.3	2	2	209	102.96
2023		redshirt season						
CAREER (4-1 GP-GS)		20	39	51.3	2	2	209	102.96

*. Mountain West game.

2024/Career Highs: Completions: 13 at California (9/14/24); Attempts: 29 at California (9/14/24); Passing Yards: 156 at California (9/14/24); Passing Touchdowns: 1 at Utah State (11/23/24), at California (9/14/24); Long Pass: 40 at California (9/14/24); Completion Pct. (min. 12 att.): 44.8 (13-for-29) at California (9/14/24); Efficiency Rating (min. 12 att.): 87.60 at California (9/14/24).

2024 GAME-BY-GAME RECEIVING STATISTICS

#2 - Jaylon Armstead - RB

Date	Opponent	Rec.	Yds.	Avg.	TD	Lg.
A.31	Texas A&M-Commerce	0	0	0.0	0	0
S.7	Oregon State	0	0	0.0	0	0
S.14	at California	1	6	6.0	0	6
S.28	at Central Michigan	-did not play-				
O.5	Hawai'i*	-did not play-				
O.12	at Wyoming*	-did not play-				
O.26	Washington State	-did not play-				
N.1	at Boise State*	-did not play-				
N.8	New Mexico*	-did not play-				
N.16	at UNLV*	-did not play-				
N.23	at Utah State*	-did not travel-				
N.30	Air Force*	-did not play-				
2024 Totals		1	6	6.0	0	6
2023		3	16	5.3	0	7
2022		0	0	0	0	0
2021		0	0	0	0	0
2020		0	0	0	0	0
CAREER (34-4 GP-GS)		4	22	5.5	0	7

*- Mountain West game.

Career Highs: Receptions: 1, four times; Receiving Yards: 7 at Oregon State (9/16/23); Long Reception: 7 at Oregon State (9/16/23); All-Purpose Yards: 134 at San Jose State (11/18/23); Total Touchdowns: 2 vs. Boise State (9/22/23).

#4 - Louis Brown IV - WR

Date	Opponent	Rec.	Yds.	Avg.	TD	Lg.
A.31	Texas A&M-Commerce	3	91	30.3	1	44
S.7	Oregon State	2	45	22.5	0	35
S.14	at California	3	24	8.0	0	10
S.28	at Central Michigan	8	149	18.6	0	43
O.5	Hawai'i*	5	40	8.0	1	16
O.12	at Wyoming*	2	30	15.0	0	19
O.26	Washington State	-did not play-				
N.1	at Boise State*	0	0	0.0	0	0
N.8	New Mexico*	4	38	9.5	0	15
N.16	at UNLV*	1	29	29.0	1	29
N.23	at Utah State*	7	114	16.3	0	42
N.30	Air Force*	3	60	20.0	0	36
2024 Totals		38	620	16.3	3	44
2023^		47	481	10.2	5	46
2022^		12	98	8.2	0	24
CAREER (33-15 GP-GS)		97	1,199	12.4	8	46

*- Mountain West game. ^ - at Colorado State.

Career Highs: Receptions: 10 at Colorado (9/16/23); Receiving Yards: 149 at Central Michigan (9/28/24); Receiving Touchdowns: 1, eight times; Long Reception: 46 at Colorado (9/16/23); All-Purpose Yards: 149 at Central Michigan (9/28/24); Total Touchdowns: 1, seven times; 100-yard receiving games: 3 (two in 2024).

#23 - Kenan Christon - RB

Date	Opponent	Rec.	Yds.	Avg.	TD	Lg.
A.31	Texas A&M-Commerce	0	0	0.0	0	0
S.7	Oregon State	1	5	5.0	0	5
S.14	at California	1	11	11.0	0	11
S.28	at Central Michigan	1	34	34.0	0	34
O.5	Hawai'i*	4	74	18.5	0	48
O.12	at Wyoming*	1	41	41.0	0	41
O.26	Washington State	5	73	14.6	1	27
N.1	at Boise State*	1	12	12.0	0	12
N.8	New Mexico*	1	14	14.0	0	14
N.16	at UNLV*	1	4	4.0	0	4
N.23	at Utah State*	3	25	6.3	0	14
N.30	Air Force*	3	21	7.0	0	11
2024 Totals		22	314	14.3	1	48
2023^		14	169	12.1	0	31
2022^		47	517	11.0	0	48
2021^		49	605	12.3	4	44
CAREER (45-43 GP-GS)		133	1,616	12.2	5	48

*- Mountain West game. ^ - at Portland State.

Career Highs: Receptions: 9 vs. Weber State (10/15/22), at Weber State (11/6/21); Receiving Yards: 106 vs. Western Oregon (9/18/21); Receiving Touchdowns: 1, five times; Long Reception: 48 vs. Hawai'i (10/5/24), at San Jose State (9/1/22); All-Purpose Yards: 109 vs. Sacramento State (11/11/22); Total Touchdowns: 1, five times.

Date	Opponent	No.	Yds.	Avg.	TD	Lg.
A.31	Texas A&M-Commerce	-out; injury-				
S.7	Oregon State	-out; injury-				
S.14	at California	-out; injury-				
S.28	at Central Michigan	-out; injury-				
O.5	Hawai'i*	-out; injury-				
O.12	at Wyoming*	-out; injury-				
O.26	Washington State	-out; injury-				
N.1	at Boise State*	-out; injury-				
N.8	New Mexico*	-out; injury-				
N.16	at UNLV*	-out; injury-				
N.23	at Utah State*	-out; injury-				
N.30	Air Force*	-out; injury-				
2024 Totals		-	-	-	-	-
2023		29	201	6.9	1	16
2022		9	207	23.0	2	73
2021^		0	0	0.0	0	0
2020^		2	0	0.0	0	0
2019^		11	126	11.5	3	58
CAREER (38-13 GP-GS)		51	534	10.4	6	73

*- Mountain West game. ^ - at USC.

Career Highs: Receptions: 8 vs. Utah State (11/4/23); Receiving Yards: 111 vs. Middle Tennessee (12/24/22); Receiving Touchdowns: 2 at Arizona State (11/9/19); Long Reception: 73 vs. Middle Tennessee (12/24/22); All-Purpose Yards: 152 vs. Boise State (9/22/23); Total Touchdowns: 2 at Arizona State (11/9/19), vs. Arizona (10/19/19).

#15 - Marquez Cooper - RB

Date	Opponent	No.	Yds.	Avg.	TD	Lg.
A.31	Texas A&M-Commerce	3	10	3.3	0	9
S.7	Oregon State	2	19	9.5	0	21
S.14	at California	1	1	1.0	0	1
S.28	at Central Michigan	0	0	0.0	0	0
O.5	Hawai'i*	4	28	7.0	0	12
O.12	at Wyoming*	0	0	0.0	0	0
O.26	Washington State	1	6	6.0	0	6
N.1	at Boise State*	0	7	0.0	0	7
N.8	New Mexico*	3	6	2.0	1	5
N.16	at UNLV*	2	14	7.0	0	10
N.23	at Utah State*	1	9	9.0	0	9
N.30	Air Force*	3	37	12.3	1	20
2024 Totals		20	137	6.8	2	21
2023%		18	163	8.6	0	26
2022^		8	94	11.8	0	27
2021^		10	95	9.5	0	20
2020^		1	14	14.0	0	14
CAREER (54-53 GP-GS)		57	503	8.8	2	27

*- Mountain West game. % - at Ball State. ^ - at Kent State

Career Highs: Receptions: 6 at Eastern Michigan (10/7/23); Receiving Yards: 61 at Eastern Michigan (10/7/23); Receiving Touchdowns: 1 vs. Air Force (11/30/24), vs. New Mexico (11/8/24); Long Reception: 27 at Georgia (9/24/22); All-Purpose Yards: 259 vs. Ohio (10/1/22); Overall Touchdowns: 3 vs. Air Force (11/30/24), vs. Akron (11/17/20).

#29 - Cam Davis - RB

Date	Opponent	No.	Yds.	Avg.	TD	Lg.
A.31	Texas A&M-Commerce	-did not play-				
S.7	Oregon State	-did not play-				
S.14	at California	-did not play-				
S.28	at Central Michigan	0	0	0.0	0	0
O.5	Hawai'i*	-did not play-				
O.12	at Wyoming*	0	0	0.0	0	0
O.26	Washington State	0	0	0.0	0	0
N.1	at Boise State*	0	0	0.0	0	0
N.8	New Mexico*	0	0	0.0	0	0
N.16	at UNLV*	0	0	0.0	0	0
N.23	at Utah State*	2	4	2.0	0	2
N.30	Air Force*	2	2	1.0	0	4
2024 Totals		4	6	1.5	0	4
2023		16	53	3.3	0	16
2022		4	10	2.5	0	6
2021		0	0	0.0	0	0
CAREER (35-1 GP-GS)		24	69	2.9	0	16

*- Mountain West game.

Career Highs: Receptions: 3 at Colorado State (11/11/23); Receiving Yards: 18 at Colorado State (11/11/23); Long Reception: 16 at Hawai'i (10/14/23); All-Purpose Yards: 85 at Colorado State (11/11/23); Overall Touchdowns: 1 vs. Idaho State (9/10/22).

2024 GAME-BY-GAME RECEIVING STATISTICS

#87 - Michael Harrison - TE

Date	Opponent	Rec.	Yds.	Avg.	TD	Lng.
A.31	Texas A&M-Commerce	3	22	7.3	0	9
S.7	Oregon State	1	2	2.0	0	2
S.14	at California	1	15	15.0	0	15
S.28	at Central Michigan	0	0	0.0	0	0
O.5	Hawai'i*	0	0	0.0	0	0
O.12	at Wyoming*	0	0	0.0	0	0
O.26	Washington State	6	46	8.0	0	18
N.1	at Boise State*	0	0	0.0	0	0
N.8	New Mexico*	1	16	16.0	0	16
N.16	at UNLV*	1	9	9.9	0	9
N.23	at Utah State*	3	17	5.7	0	11
N.30	Air Force*	2	23	11.5	0	14
2024 Totals		18	150	8.3	0	18
2023^		31	284	9.2	5	25
2022^		2	12	6.0	0	9
2021^		0	0	0.0	0	0
2020^		0	0	0.0	0	0
CAREER (46-8 GP-GS)		51	446	8.7	5	25

* - Mountain West game. ^ - at Colorado.

Career Highs: Receptions: 7 vs. Colorado State (9/16/23);
 Receiving Yards: 76 vs. Colorado State (9/16/23); Receiving Touch-
 downs: 2 vs. Colorado State (9/16/23); Long Reception: 25 at Utah
 (11/25/23); All-Purpose Yards: 76 vs. Colorado State (9/16/23);
 Total Touchdowns: 2 vs. Colorado State (9/16/23).

#19 - Jordan Napier - WR

Date	Opponent	Rec.	Yds.	Avg.	TD	Lng.
A.31	Texas A&M-Commerce	3	40	13.3	1	29
S.7	Oregon State	0	0	0.0	0	0
S.14	at California	2	53	26.5	1	40
S.28	at Central Michigan	0	0	0.0	0	0
O.5	Hawai'i*	5	41	8.2	0	19
O.12	at Wyoming*	4	91	22.8	1	53
O.26	Washington State	3	44	14.7	0	31
N.1	at Boise State*	8	79	9.9	1	40
N.8	New Mexico*	9	63	7.0	0	40
N.16	at UNLV*	5	27	5.4	0	13
N.23	at Utah State*	4	2	0.5	0	5
N.30	Air Force*	0	0	0.0	0	0
2024 Totals		43	440	10.2	4	53
2023		1	-2	-2.0	0	-2
CAREER (16-1 GP-GS)		44	438	9.9	4	53

* - Mountain West game.

2024/Career Highs: Receptions: 9 vs. New Mexico (11/8/24);
 Receiving Yards: 91 at Wyoming (10/12/24); Receiving Touchdowns:
 1, four times; Long Reception: 53 at Wyoming (10/12/24); All-Pur-
 pose Yards: 142 vs. New Mexico (11/8/24); Passing Touchdowns: 1
 vs. Washington State (10/26/24); Total Touchdowns: 1, five times.

#3 - Ja'Shaun Poke - WR

Date	Opponent	Rec.	Yds.	Avg.	TD	Lng.
A.31	Texas A&M-Commerce	6	30	5.0	0	9
S.7	Oregon State	3	25	8.3	0	9
S.14	at California	1	14	14.0	0	14
S.28	at Central Michigan	2	23	11.5	0	13
O.5	Hawai'i*	4	38	9.5	0	15
O.12	at Wyoming*	8	60	7.5	0	19
O.26	Washington State	10	80	8.0	0	21
N.1	at Boise State*	3	16	5.3	0	8
N.8	New Mexico*	2	18	9.0	0	9
N.16	at UNLV*	3	79	26.3	1	46
N.23	at Utah State*	3	20	6.7	0	10
N.30	Air Force*	5	56	11.2	0	19
2024 Totals		50	459	9.2	1	46
2023%		2	11	5.5	0	11
2022^		31	362	11.7	1	46
2021^		26	315	12.1	1	42
2020^		21	326	15.5	3	55
2019^		3	30	10.0	0	12
CAREER (49-28 GP-GS)		133	1,503	11.3	6	55

* - Mountain West game. % - at West Virginia. ^ - at Kent State.

Career Highs: Receptions: 13 vs. Ball State (11/1/22); Receiving
 Yards: 124 at Buffalo (11/28/20); Receiving Touchdowns: 2
 at Bowling Green (11/10/20); Long Reception: 55 at Bowling
 Green (11/10/20); All-Purpose Yards: 199 at Central Michigan
 (11/10/21); Total Touchdowns: 2 at Bowling Green (11/10/20).

#83 - Mekhi Shaw - WR

Date	Opponent	Rec.	Yds.	Avg.	TD	Lng.
A.31	Texas A&M-Commerce	0	0	0.0	0	0
S.7	Oregon State	0	0	0.0	0	0
S.14	at California	0	0	0.0	0	0
S.28	at Central Michigan	0	0	0.0	0	0
O.5	Hawai'i*	1	-2	-2.0	0	0
O.12	at Wyoming*	0	0	0.0	0	0
O.26	Washington State	3	35	11.7	0	13
N.1	at Boise State*	2	41	20.5	1	30
N.8	New Mexico*	2	18	9.0	0	15
N.16	at UNLV*	0	0	0.0	0	0
N.23	at Utah State*	3	33	11.0	1	12
N.30	Air Force*	4	35	8.8	0	13
2024 Totals		15	160	10.7	2	30
2023		28	375	13.4	2	69
2022		29	349	12.0	3	51
2021		4	42	10.5	0	15
CAREER (48-19 GP-GS)		76	926	12.2	7	69

* - Mountain West game.

Career Highs: Receptions: 6 at Hawai'i (10/14/23), at New Mexico
 (11/18/22); Receiving Yards: 126 at Hawai'i (10/14/23); Receiving
 Touchdowns: 2 at New Mexico (11/18/22); Long Reception: 69 at
 Hawai'i (10/14/23); All-Purpose Yards: 140 at Hawai'i (10/14/23);
 Total Touchdowns: 2 at New Mexico (11/18/22).

#14 - Phillippe Wesley - WR

Date	Opponent	Rec.	Yds.	Avg.	TD	Lng.
A.31	Texas A&M-Commerce	-	-	-	-	-
S.7	Oregon State	-	-	-	-	-
S.14	at California	-	-	-	-	-
S.28	at Central Michigan	-	-	-	-	-
O.5	Hawai'i*	-	-	-	-	-
O.12	at Wyoming*	-	-	-	-	-
O.26	Washington State	-	-	-	-	-
N.1	at Boise State*	-	-	-	-	-
N.8	New Mexico*	-	-	-	-	-
N.16	at UNLV*	-	-	-	-	-
N.23	at Utah State*	-	-	-	-	-
N.30	Air Force*	-	-	-	-	-
2024 Totals		-	-	-	-	-
2023		11	124	11.3	0	17
2022		1	9	9.0	0	9
CAREER (12-3 GP-GS)		4	133	11.1	0	17

* - Mountain West game.

Career Highs: Receptions: 4 at San Jose State (11/18/23);
 Receiving Yards: 48 at San Jose State (11/18/23); Long Reception:
 17 at Oregon State (9/16/23); All-Purpose Yards: 48 at San Jose
 State (11/18/23).

#18 - Jude Wolfe - TE

Date	Opponent	Rec.	Yds.	Avg.	TD	Lng.
A.31	Texas A&M-Commerce	3	14	4.7	0	6
S.7	Oregon State	1	4	4.0	0	4
S.14	at California	3	32	10.7	0	18
S.28	at Central Michigan	3	40	13.3	2	26
O.5	Hawai'i*	1	5	5.0	0	5
O.12	at Wyoming*	1	32	32.0	0	32
O.26	Washington State	-	-	-	-	-
N.1	at Boise State*	0	0	0.0	0	0
N.8	New Mexico*	4	22	5.5	0	7
N.16	at UNLV*	0	0	0.0	0	0
N.23	at Utah State*	-	-	-	-	-
N.30	Air Force*	2	12	6.0	0	13
2024 Totals		18	161	8.9	2	32
2023^		2	5	2.5	1	3
2022^		0	0	0.0	0	0
2021^		8	56	7.0	0	18
2020^		2	5	2.5	0	4
2019^		0	0	0.0	0	0
CAREER (44-9)		30	227	7.6	3	32

* - Mountain West game. ^ - at USC.

2024/Career Highs: Receptions: 4 vs. New Mexico (11/8/24);
 Receiving Yards: 40 at Central Michigan (9/28/24); Receiving
 Touchdowns: 2 at Central Michigan (9/28/24); Long Reception: 32
 at Wyoming (10/12/24); All-Purpose Yards: 40 at Central Michigan
 (9/28/24); Total Touchdowns: 2 at Central Michigan (9/28/24).

2024 GAME-BY-GAME RUSHING STATISTICS

#2 - Jaylon Armstead - RB

Date	Opponent	No.	Yds.	Avg.	TD	Lg.
A.31	Texas A&M-Commerce	5	9	1.8	0	7
S.7	Oregon State	7	18	2.6	0	7
S.14	at California	1	15	15.0	0	15
S.28	at Central Michigan	-	-	-	-	-
O.5	Hawai'i*	-	-	-	-	-
O.12	at Wyoming*	-	-	-	-	-
O.26	Washington State	-	-	-	-	-
N.1	at Boise State*	-	-	-	-	-
N.8	New Mexico*	-	-	-	-	-
N.16	at UNLV*	-	-	-	-	-
N.23	at Utah State*	-	-	-	-	-
N.30	Air Force*	-	-	-	-	-
2024 Totals		13	42	3.2	0	15
2023		103	448	4.4	8	48
2022		52	313	6.0	2	61
2021		24	75	3.1	0	8
2020		1	5	5.0	0	5
CAREER (34-4 GP-GS)		193	883	4.6	10	61

* - Mountain West game.

Career Highs: Carries: 21 at San Jose State (11/18/23); Rushing Yards: 134 at San Jose State (11/18/23); Rushing Touchdowns: 2 vs. Boise State (9/22/23); Long Rush: 61 vs. Idaho State (9/10/22); Rushing Average (min. 5 att.): 9.2 vs. Idaho State (9/10/22); All-Purpose Yards: 134 at San Jose State (11/18/23); Total Touchdowns: 2 vs. Boise State (9/22/23).

#23 - Kenan Christon - RB

Date	Opponent	No.	Yds.	Avg.	TD	Lg.
A.31	Texas A&M-Commerce	-	-	-	-	-
S.7	Oregon State	-	-	-	-	-
S.14	at California	-	-	-	-	-
S.28	at Central Michigan	-	-	-	-	-
O.5	Hawai'i*	-	-	-	-	-
O.12	at Wyoming*	-	-	-	-	-
O.26	Washington State	-	-	-	-	-
N.1	at Boise State*	-	-	-	-	-
N.8	New Mexico*	-	-	-	-	-
N.16	at UNLV*	-	-	-	-	-
N.23	at Utah State*	-	-	-	-	-
N.30	Air Force*	-	-	-	-	-
2024 Totals		-	-	-	-	-
2023		96	378	3.9	0	39
2022		71	261	3.7	1	49
2021^		0	0	0.0	0	0
2020^		10	70	7.0	0	47
2019^		68	373	5.5	2	55
CAREER (38-13 GP-GS)		245	1,110	4.5	3	55

* - Mountain West game. ^ - at USC.

Career Highs: Carries: 20 at Arizona State (11/9/19); Rushing Yards: 103 vs. Arizona (10/19/19); Rushing Touchdowns: 2 vs. Arizona (10/19/19); Long Rush: 55 vs. Arizona (10/19/19); All-Purpose Yards: 152 vs. Boise State (9/22/23); Total Touchdowns: 2 at Arizona State (11/9/19), vs. Arizona (10/19/19).

#15 - Marquez Cooper - RB

Date	Opponent	No.	Yds.	Avg.	TD	Lg.
A.31	Texas A&M-Commerce	27	223	8.3	2	47
S.7	Oregon State	13	53	4.1	0	10
S.14	at California	22	87	4.0	0	17
S.28	at Central Michigan	34	111	3.3	1	47
O.5	Hawai'i*	30	109	3.6	2	31
O.12	at Wyoming*	25	87	3.5	1	26
O.26	Washington State	18	78	4.3	2	20
N.1	at Boise State*	16	94	5.9	1	42
N.8	New Mexico*	35	123	3.5	0	11
N.16	at UNLV*	26	97	3.7	0	10
N.23	at Utah State*	23	118	5.1	1	14
N.30	Air Force*	23	94	4.1	2	18
2024 Totals		292	1,274	4.4	12	47
2023%		227	1,043	4.6	4	39
2022^		285	1,326	4.7	13	46
2021^		241	1,205	5.0	11	66
2020^		56	282	5.0	5	19
CAREER (54-53 GP-GS)		1,101	5,130	4.7	45	66

* - Mountain West game. % - at Ball State. ^ - at Kent State

Career Highs: Carries: 40 vs. Ohio (10/1/22); Rushing Yards: 240 vs. Ohio (10/1/22); Rushing Touchdowns: 3 vs. Akron (11/17/20); Long Rush: 66 vs. VMI (9/11/21); Rushing Average (min. 5 att.): 9.9 vs. VMI (9/11/21); All-Purpose Yards: 259 vs. Ohio (10/1/22); Overall Touchdowns: 3 vs. Air Force (11/30/24), vs. Akron (11/17/20).

#29 - Cam Davis - RB

Date	Opponent	No.	Yds.	Avg.	TD	Lg.
A.31	Texas A&M-Commerce	-	-	-	-	-
S.7	Oregon State	-	-	-	-	-
S.14	at California	-	-	-	-	-
S.28	at Central Michigan	1	4	4.0	0	4
O.5	Hawai'i*	-	-	-	-	-
O.12	at Wyoming*	3	7	2.3	0	4
O.26	Washington State	1	38	38.0	0	38
N.1	at Boise State*	5	24	4.8	0	19
N.8	New Mexico*	3	2	0.7	0	3
N.16	at UNLV*	0	0	0.0	0	0
N.23	at Utah State*	0	0	0.0	0	0
N.30	Air Force*	1	1	1.0	0	1
2024 Totals		14	76	5.4	0	38
2023		52	225	4.3	0	25
2022		46	151	3.3	1	17
2021		0	0	0.0	0	0
CAREER (35-1 GP-GS)		112	452	4.0	1	38

* - Mountain West game.

Career Highs: Carries: 10 at Hawai'i (10/14/23); Rushing Yards: 67 at Colorado State (11/11/23); Rushing Touchdowns: 1 vs. Idaho State (9/10/22); Long Rush: 38 vs. Washington State (10/26/24); Rushing Average (min. 5 att.): 7.4 at Colorado State (11/11/23); All-Purpose Yards: 85 at Colorado State (11/11/23); Overall Touchdowns: 1 vs. Idaho State (9/10/22).

#5 - Danny O'Neil - QB

Date	Opponent	No.	Yds.	Avg.	TD	Lg.
A.31	Texas A&M-Commerce	5	18	3.6	0	28
S.7	Oregon State	5	1	0.2	0	4
S.14	at California	-	-	-	-	-
S.28	at Central Michigan	9	7	0.8	0	9
O.5	Hawai'i*	4	-10	-2.5	0	3
O.12	at Wyoming*	5	8	1.6	0	9
O.26	Washington State	5	-3	-0.6	0	7
N.1	at Boise State*	4	-21	-5.2	0	4
N.8	New Mexico*	8	21	2.6	0	14
N.16	at UNLV*	9	10	1.1	1	16
N.23	at Utah State*	8	37	4.6	0	34
N.30	Air Force*	11	25	2.3	0	19
2024 Totals		73	93	1.3	1	34
CAREER (11-11 GP-GS)		73	93	1.3	1	34

* - Mountain West game.

2024/Career Highs: Carries: 11 vs. Air Force (11/30/24); Rushing Yards: 37 at Utah State (11/23/24); Long Rush: 34 at Utah State (11/23/24); Rushing Average (min. 5 att.): 4.6 at Utah State (11/23/24).

#3 - Ja'Shaun Poke - WR

Date	Opponent	No.	Yds.	Avg.	TD	Lg.
A.31	Texas A&M-Commerce	1	-6	-6.0	0	0
S.7	Oregon State	0	0	0.0	0	0
S.14	at California	0	0	0.0	0	0
S.28	at Central Michigan	1	-4	-4.0	0	0
O.5	Hawai'i*	0	0	0.0	0	0
O.12	at Wyoming*	1	4	4.0	0	4
O.26	Washington State	1	1	1.0	0	0
N.1	at Boise State*	0	0	0.0	0	0
N.8	New Mexico*	0	0	0.0	0	0
N.16	at UNLV*	0	0	0.0	0	0
N.23	at Utah State*	0	0	0.0	0	0
N.30	Air Force*	0	0	0.0	0	0
2024 Totals		4	-5	-1.3	0	4
2023%		0	0	0.0	0	0
2022^		2	7	3.5	1	10
2021^		7	40	5.7	0	25
2020^		3	1	0.3	0	7
2019^		1	18	18.0	0	18
CAREER (49-28 GP-GS)		17	61	3.6	1	25

* - Mountain West game. % - at West Virginia. ^ - at Kent State.

Career Highs: Carries: 3 at Central Michigan (11/10/21); Rushing Yards: 33 at Central Michigan (11/10/21); Rushing Touchdowns: 1 at Buffalo (11/26/22); Long Rush: 25 at Central Michigan (11/10/21); All-Purpose Yards: 199 at Central Michigan (11/10/21); Overall Touchdowns: 2 at Bowling Green (11/10/20).

2024 Highs: Carries: 1 vs. Texas A&M-Commerce (8/31/24), at Central Michigan (9/28/24), at Wyoming (10/12/24); Rushing Yards: 4 at Wyoming (10/12/24); Long Rush: 4 at Wyoming (10/12/24); All-Purpose Yards: 199 at Central Michigan (11/10/21); Overall Touchdowns: 2 at Bowling Green (11/10/20).

2024 GAME-BY-GAME RUSHING/RETURNING STATISTICS

#7 - Lucky Sutton - RB

Date	Opponent	No.	Yds.	Avg.	TD	Lg.
A.31	Texas A&M-Commerce	1	3	3.0	0	3
S.7	Oregon State	-did not play-				
S.14	at California	3	15	5.0	0	9
S.28	at Central Michigan	-did not play-				
O.5	Hawai'i*	-did not play-				
O.12	at Wyoming*	-did not play-				
O.26	Washington State	-did not play-				
N.1	at Boise State*	-did not play-				
N.8	New Mexico*	-did not play-				
N.16	at UNLV*	-did not play-				
N.23	at Utah State*	1	17	17.0	0	17
N.30	Air Force*	0	0	0.0	0	0
2024 Totals		5	35	7.0	0	17
2023		30	157	5.2	2	62
2022		2	8	4.0	0	4
CAREER (10-0 GP-GS)		37	200	5.4	2	62

*- Mountain West game.

Career Highs: Carries: 12 vs. Nevada (10/21/23); Rushing Yards: 86 vs. Utah State (11/4/23); Rushing Touchdowns: 2 at Hawai'i (10/14/23); Long Rush: 62 vs. Utah State (11/4/23); Rushing Average (min. 5 att.): 7.8 vs. Utah State (11/4/23); All-Purpose Yards: 86 vs. Utah State (11/4/23); Overall Touchdowns: 2 at Hawai'i (10/14/23).

#6 - Javance Tupou'ata-Johnson - QB

Date	Opponent	No.	Yds.	Avg.	TD	Lg.
A.31	Texas A&M-Commerce	1	7	7.0	0	7
S.7	Oregon State	-did not play-				
S.14	at California	8	-2	-0.2	0	13
S.28	at Central Michigan	-did not play-				
O.5	Hawai'i*	-did not play-				
O.12	at Wyoming*	-did not play-				
O.26	Washington State	5	16	3.2	0	9
N.1	at Boise State*	-did not play-				
N.8	New Mexico*	-did not play-				
N.16	at UNLV*	-did not play-				
N.23	at Utah State*	4	16	4.0	0	12
N.30	Air Force*	-did not play-				
2024 Totals		18	35	1.9	0	13
2023						
CAREER (3-1 GP-GS)		18	35	1.9	0	13

*- Mountain West game.

2024/Career Highs: Carries: 8 at California (9/14/24); Rushing Yards: 16 at Utah State (11/23/24), vs. Washington State (10/16/24); Long Rush: 13 at California (9/14/24).

#19 - Jordan Napier - Kick Return

Date	Opponent	No.	Yds.	Avg.	TD	Lg.
A.31	Texas A&M-Commerce	0	0	0.0	0	0
S.7	Oregon State	0	0	0.0	0	0
S.14	at California	0	0	0.0	0	0
S.28	at Central Michigan	0	0	0.0	0	0
O.5	Hawai'i*	1	12	12.0	0	12
O.12	at Wyoming*	0	0	0.0	0	0
O.26	Washington State	0	0	0.0	0	0
N.1	at Boise State*	0	0	0.0	0	0
N.8	New Mexico*	2	79	39.5	0	61
N.16	at UNLV*	0	0	0.0	0	0
N.23	at Utah State*	0	0	0.0	0	0
N.30	Air Force*	1	12	12.0	0	12
2024 Totals		4	103	25.8	0	61
2023		0	0	0.0	0	0
CAREER		4	103	25.8	0	61

*- Mountain West game.

Career Highs: Kick Returns: 2 vs. New Mexico (11/8/24); Kick Return Yards: 79 vs. New Mexico (11/8/24); Long Kick Return: 61 vs. New Mexico (11/8/24); All-Purpose Yards: 142 vs. New Mexico (11/8/24); Total Touchdowns: 1 vs. Texas A&M-Commerce (8/31/24), at California (9/14/24), at Wyoming (10/12/24).

#3 - Ja'Shaun Poke - Kick Return

Date	Opponent	No.	Yds.	Avg.	TD	Lg.
A.31	Texas A&M-Commerce	3	46	15.3	0	44
S.7	Oregon State	0	0	0.0	0	0
S.14	at California	1	11	11.0	0	11
S.28	at Central Michigan	0	0	0.0	0	0
O.5	Hawai'i*	1	35	35.0	0	35
O.12	at Wyoming*	2	41	20.5	0	25
O.26	Washington State	3	61	20.3	0	21
N.1	at Boise State*	0	0	0.0	0	0
N.8	New Mexico*	1	14	14.0	0	14
N.16	at UNLV*	2	54	27.0	0	34
N.23	at Utah State*	1	20	20.0	0	20
N.30	Air Force*	3	60	20.0	0	23
2024 Totals		17	342	20.1	0	44
2023%		0	0	0.0	0	0
2022^		15	411	27.4	0	46
2021^		24	565	23.5	0	50
2020^		4	101	25.3	0	39
2019^		1	33	33.0	0	33
CAREER		61	1,452	23.8	0	50

*- Mountain West game. % - at West Virginia. ^ - at Kent State.

Career Highs: Kick Returns: 7 at Western Michigan (10/16/21); Kick Return Yards: 175 at Western Michigan (10/16/21); Long Kick Return: 50 at Central Michigan (11/10/21); Punt Returns: 1 at Buffalo (11/26/22); Punt Return Yards: 19 at Buffalo (11/26/22); Long Punt Return: 19 at Buffalo (11/26/22); All-Purpose Yards: 199 at Central Michigan (11/10/21); Total Touchdowns: 2 at Bowling Green (11/10/20).

#19 - Jordan Napier - Punt Return

Date	Opponent	No.	Yds.	Avg.	TD	Lg.
A.31	Texas A&M-Commerce	0	0	0.0	0	0
S.7	Oregon State	1	-1	-1.0	0	-1
S.14	at California	0	0	0.0	0	0
S.28	at Central Michigan	0	0	0.0	0	0
O.5	Hawai'i*	1	12	12.0	0	12
O.12	at Wyoming*	1	16	16.0	0	16
O.26	Washington State	0	0	0.0	0	0
N.1	at Boise State*	0	0	0.0	0	0
N.8	New Mexico*	0	0	0.0	0	0
N.16	at UNLV*	0	0	0.0	0	0
N.23	at Utah State*	0	0	0.0	0	0
N.30	Air Force*	0	0	0.0	0	0
2024 Totals		3	27	9.0	0	16
2023		0	0	0.0	0	0
CAREER		3	27	9.0	0	16

*- Mountain West game.

Career Highs: Punt Returns: 1 at Wyoming (10/12/24), vs. Hawai'i (10/5/24), vs. Oregon State (9/7/24); Punt Return Yards: 16 at Wyoming (10/12/24); Long Punt Return: 16 at Wyoming (10/12/24); All-Purpose Yards: 142 vs. New Mexico (11/8/24); Total Touchdowns: 1 vs. Texas A&M-Commerce (8/31/24), at California (9/14/24), at Wyoming (10/12/24).

#83 - Mekhi Shaw - Punt Return

Date	Opponent	Rec.	Yds.	Avg.	TD	Lg.
A.31	Texas A&M-Commerce	0	0	0.0	0	0
S.7	Oregon State	1	5	5.0	0	5
S.14	at California	2	-1	-0.5	0	6
S.28	at Central Michigan	1	0	0.0	0	0
O.5	Hawai'i*	2	22	11.0	0	15
O.12	at Wyoming*	2	14	7.0	0	8
O.26	Washington State	0	0	0.0	0	0
N.1	at Boise State*	1	14	14.0	0	14
N.8	New Mexico*	1	4	4.0	0	4
N.16	at UNLV*	1	20	20.0	0	20
N.23	at Utah State*	1	0	0.0	0	0
N.30	Air Force*	0	0	0.0	0	0
2024 Totals		12	78	6.5	0	20
2023		14	101	7.2	0	15
2022		2	-3	-1.5	0	0
2021		0	0	0.0	0	0
CAREER		27	172	6.4	0	20

*- Mountain West game.

Career Highs: Punt Returns: 4 vs. Utah State (11/4/23); Punt Return Yards: 30 vs. Utah State (11/4/23); Long Punt Return: 20 at UNLV (11/16/24); All-Purpose Yards: 140 at Hawai'i (10/14/23).

2024 GAME-BY-GAME PUNTING STATISTICS

#13 - Tyler Pastula - P

Date	Opponent	No.	Yards	Avg.	Long	TB	FC	In.20	50+	Blk.	Net Yds.	Net Avg.
A.31	Texas A&M-Commerce	3	110	36.7	40	0	1	0	0	0	96	32.0
S.7	Oregon State	7	340	48.6	63	0	2	3	3	1	319	45.6
S.14	at California	6	274	45.7	54	2	2	2	2	0	228	38.0
S.28	at Central Michigan	5	236	47.2	52	2	0	2	1	0	189	37.8
O.5	Hawai'i*	5	238	47.6	65	0	1	2	2	0	227	45.4
O.12	at Wyoming*	7	330	47.1	75	2	1	2	2	0	290	41.4
O.26	Washington State	4	141	35.2	40	0	0	0	0	0	144	36.0
N.1	at Boise State*	4	201	50.2	79	0	0	2	1	0	201	50.2
N.8	New Mexico*	4	186	46.5	64	0	1	3	1	0	169	42.3
N.16	at UNLV*	6	289	48.2	58	0	1	1	3	0	254	42.3
N.23	at Utah State*	6	286	47.7	68	2	0	0	2	0	239	39.8
N.30	Air Force*	1	44	44.0	44	0	0	1	0	0	44	44.0
2024 Totals		58	2,675	46.1	79	6	14	18	17	1	2,400	41.4
2023%		61	2,602	42.7	68	6	15	16	13	1	2,263	37.1
2022%		42	1,798	42.8	73	3	14	15	7	1	1,566	37.3
2021^		62	2,637	42.5	56	3	19	24	13	1	2,238	36.1
2020^		37	1,424	39.6	69	2	9	10	4	3	1,243	33.6
CAREER (57-57 GP-GS)		259	11,136	43.0	79	22	71	83	54	7	9,710	37.5

* - Mountain West game. % - at UAlbany. ^ - at Delaware.

Career Highs: Punts: 9 at Baylor (9/3/22), vs. James Madison (10/23/21); Punt Yards: 406 at Baylor (9/3/22); Punt Avg (min. 2 attempts): 51.7 at South Dakota State (12/15/23); Net Punt Avg (min. 2 attempts): 50.2 at Boise State (11/1/24); Punt Long: 79 at Boise State (11/1/24); Punt Fair Catches: 4 vs. Villanova (11/20/21); Punts Inside 20: 5 at Stony Brook (10/16/21).

#39 - Femil Herranen - P

Date	Opponent	No.	Yards	Avg.	Long	TB	FC	In.20	50+	Blk.	Net Yds.	Net Avg.
A.31	Texas A&M-Commerce	-did not play-										
S.7	Oregon State	-did not play-										
S.14	at California	-did not play-										
S.28	at Central Michigan	-did not play-										
O.5	Hawai'i*	-did not play-										
O.12	at Wyoming*	-did not play-										
O.26	Washington State	-did not play-										
N.1	at Boise State*	-did not play-										
N.8	New Mexico*	-did not play-										
N.16	at UNLV*	-did not play-										
N.23	at Utah State*	-did not travel-										
N.30	Air Force*	-did not play-										
2024 Totals		-	-	-	-	-	-	-	-	-	-	-
2023^		22	856	38.9	52	0	5	3	2	0	845	38.4
2022^		50	2,089	41.8	63	2	11	7	8	0	1,633	32.7
CAREER		72	2,945	40.9	63	2	16	10	10	0	2,478	34.4

* - Mountain West game. ^ - at Northern Arizona.

Career Highs: Punts: 8 vs. Weber State (11/19/22); Punt Yards: 292 at Arizona State (9/1/22); Punt Avg (min. 2 attempts): 46 at Idaho State (10/22/22); Net Punt Avg (min. 2 attempts): 41.0 at Arizona State (9/1/22); Punt Long: 63 at UC Davis (10/15/22); Punt Fair Catches: 2 vs. Montana (9/23/23), vs. Idaho (9/24/22); Punts Inside 20: 3 at Idaho State (10/22/22).

2024 GAME-BY-GAME KICKING STATISTICS

#46 - Gabriel Plascencia - K

Date	Opponent	Extra Points			Field Goals				Total Pts.	Kickoffs				
		Made	Att.	Pct.	Made	Att.	Pct.	Long		No.	Yards	Avg.	TB	OB
A.31	Texas A&M-Commerce	0	1	0.0	1	2	50.0	50	3	5	278	55.6	0	1
S.7	Oregon State	0	0	0.0	0	0	0.0	0	0	1	65	65.0	1	0
S.14	at California	-did not play-			-did not play-					-did not play-				
S.28	at Central Michigan	0	0	0.0	0	0	0.0	0	0	4	240	60.0	2	0
O.5	Hawai'i*	3	3	100.0	2	2	100.0	43	9	6	364	60.7	1	0
O.12	at Wyoming*	3	3	100.0	2	2	100.0	28	9	6	390	65.0	6	0
O.26	Washington State	2	2	100.0	2	2	100.0	46	8	5	273	54.6	0	1
N.1	at Boise State*	3	3	100.0	1	1	100.0	27	6	5	307	61.4	4	0
N.8	New Mexico*	1	1	100.0	3	3	100.0	31	10	5	266	53.2	1	1
N.16	at UNLV*	2	2	100.0	0	0	0.0	0	2	4	253	63.2	3	0
N.23	at Utah State*	2	2	100.0	2	2	100.0	35	8	5	310	62.0	4	1
N.30	Air Force*	2	2	100.0	0	0	0.0	0	2	4	234	58.5	1	0
2024 Totals		18	19	94.7	13	14	92.9	50	57	50	2,980	59.6	23	4
2023		2	2	100.0	4	4	100.0	46	14	16	992	62.0	2	1
CAREER		20	21	95.2	17	18	94.4	50	71	66	3,972	60.2	25	5

*. Mountain West game.

Career Highs: Points: 10 vs. New Mexico (11/8/24); Field Goals: 3 vs. New Mexico (11/8/24); Long Field Goal: 50 vs. Texas A&M-Commerce (8/31/24); Kickoffs: 8 vs. San Jose State (11/18/23), at Hawai'i (10/14/23); Touchbacks (KO): 6 at Wyoming (10/12/24); Kickoff Avg (min. 2 att.): 65.0 (six kickoffs) at Wyoming (10/12/24).

#20 - Nick Lopez - K

Date	Opponent	Extra Points			Field Goals				Total Pts.	Kickoffs				
		Made	Att.	Pct.	Made	Att.	Pct.	Long		No.	Yards	Avg.	TB	OB
A.31	Texas A&M-Commerce	4	4	100.0	0	0	0.0	0	4	3	196	65.3	2	0
S.7	Oregon State	-did not play-			-did not play-					-did not play-				
S.14	at California	1	1	100.0	1	1	100.0	29	4	3	143	47.7	1	0
S.28	at Central Michigan	3	3	100.0	0	2	0.0	0	3	0	0	0.0	0	0
O.5	Hawai'i*	-did not play-			-did not play-					-did not play-				
O.12	at Wyoming*	-did not play-			-did not play-					-did not play-				
O.26	Washington State	-did not play-			-did not play-					-did not play-				
N.1	at Boise State*	-did not play-			-did not play-					-did not play-				
N.8	New Mexico*	-did not play-			-did not play-					-did not play-				
N.16	at UNLV*	-did not play-			-did not play-					-did not play-				
N.23	at Utah State*	-did not play-			-did not play-					-did not play-				
N.30	Air Force*	-did not play-			-did not play-					-did not play-				
2024 Totals		8	8	100.0	1	3	33.3	29	11	6	339	56.5	3	0
2023%		11	11	100.0	1	1	100.0	40	3	0	0	0.0	0	0
2022^		0	0	0.0	0	0	0.0	0	0	0	0	0.0	0	0
2021^		0	0	0.0	1	1	100.0	34	3	3	183	61.0	2	0
2020^		0	0	0.0	0	0	0.0	0	0	0	0	0.0	0	0
CAREER		19	19	100.0	3	5	60.0	40	17	9	522	58.0	5	0

*. Mountain West game. % - at Louisville. ^ at California.

Career Highs: Points: 4 at California (9/14/24), vs. Texas A&M-Commerce (8/31/24); Field Goals: 1 at California (9/14/24), at Miami (FL) (11/18/23), at Arizona (11/6/21); Long Field Goal: 40 at Miami (FL) (11/18/23); Kickoffs: 3 at California (9/14/24), vs. Texas A&M-Commerce (8/31/24); Touchbacks (KO): 2 vs. Texas A&M-Commerce (8/31/24), at Arizona (11/6/21); Kickoff Avg (min. 2 att.): 65.3 vs. Texas A&M-Commerce (8/31/24).

2024 GAME-BY-GAME DEFENSIVE STATISTICS

#99 - Tupu Alualu - DL

Date	Opponent	U	A	T	TFL	SK	INT	PBU	FF	FR
A.31	Texas A&M-Comm.	1	0	1	0.0	0.0	0	0	0	0
S.7	Oregon State	0	2	2	0.0	0.0	0	0	0	0
S.14	at California	1	2	3	1.5	1.5	0	0	0	0
S.28	at Central Mich.	0	1	1	0.0	0.0	0	0	0	0
O.5	Hawai'i*	0	0	0	0.0	0.0	0	0	0	0
O.12	at Wyoming*	1	5	6	1.0	1.0	0	0	0	0
O.26	Washington St.	2	1	3	0.5	0.5	0	0	0	0
N.1	at Boise State*	1	0	1	0.0	0.0	0	0	0	0
N.8	New Mexico*	2	0	2	0.0	0.0	0	0	0	0
N.16	at UNLV*	1	1	2	0.0	0.0	0	0	0	0
N.23	at Utah State*	1	2	3	1.5	1.0	0	0	0	0
N.30	Air Force*	1	1	2	0.0	0.0	0	0	0	0
2024 Totals		11	15	26	4.5	4.0	0	0	0	0
2023		12	17	29	4.0	3.0	0	0	0	0
CAREER (24-18 GP-GS)		23	32	55	8.5	7.0	0	0	0	0

* Mountain West game.

Career Highs: Tackles: 4 at Colorado State (11/11/23), vs. Utah State (11/4/23), vs. UCLA (9/9/23); Tackles for Loss: 2.0 vs. Utah State (11/4/23); Sacks: 1.5 at California (9/14/24), vs. Idaho State (9/2/23).

#42 - Brady Anderson - LB

Date	Opponent	U	A	T	TFL	SK	INT	PBU	FF	FR
A.31	Texas A&M-Comm.	2	0	2	1.0	1.0	0	0	0	0
S.7	Oregon State	1	0	1	0.0	0.0	0	0	0	0
S.14	at California	1	2	3	0.5	0.0	0	0	0	0
S.28	at Central Mich.	1	0	1	0.0	0.0	0	0	0	1
O.5	Hawai'i*	-did not play-								
O.12	at Wyoming*	1	0	1	0.0	0.0	0	0	0	0
O.26	Washington St.	0	0	0	0.0	0.0	0	0	0	0
N.1	at Boise State*	1	3	4	0.5	0.0	0	0	0	0
N.8	New Mexico*	0	1	1	0.0	0.0	0	0	0	0
N.16	at UNLV*	2	0	2	0.0	0.0	0	0	0	0
N.23	at Utah State*	0	0	0	0.0	0.0	0	0	0	0
N.30	Air Force*	0	0	0	0.0	0.0	0	0	0	0
2024 Totals		9	6	15	2.0	1.0	0	0	0	1
2023		5	9	14	0.0	0.0	0	0	0	0
2022		1	0	1	0.0	0.0	0	0	0	0
2021		0	1	1	0.0	0.0	0	0	0	0
CAREER (38-1 GP-GS)		15	16	31	2.0	1.0	0	0	0	1

* Mountain West game.

Career Highs: Tackles: 6 at Air Force (10/3/23); Tackles for Loss: 1.0 vs. Texas A&M-Commerce (8/31/24); Sacks: 1.0 vs. Texas A&M-Commerce (8/31/24); Fumble Recoveries: 1 at Central Michigan (9/28/24).

#31 - Jared Badie - EDGE

Date	Opponent	U	A	T	TFL	SK	INT	PBU	FF	FR
A.31	Texas A&M-Comm.	2	0	2	0.0	0.0	0	0	0	0
S.7	Oregon State	0	1	1	0.0	0.0	0	0	0	0
S.14	at California	-did not travel-								
S.28	at Central Mich.	-did not travel-								
O.5	Hawai'i*	-did not play-								
O.12	at Wyoming*	-did not travel-								
O.26	Washington St.	-did not play-								
N.1	at Boise State*	-did not travel-								
N.8	New Mexico*	-did not play-								
N.16	at UNLV*	-did not travel-								
N.23	at Utah State*	-did not travel-								
N.30	Air Force*	-did not play-								
2024 Totals		2	1	3	0.0	0.0	0	0	0	0
2023^		0	0	0	0.0	0.0	0	0	0	0
2022^		1	0	1	0.0	0.0	0	0	0	0
CAREER (9-0)		3	1	4	0.0	0.0	0	0	0	0

* Mountain West game. ^ - at Illinois.

2024/Career Highs: Tackles: 2 vs. Texas A&M-Commerce (8/31/24).

#90 - Sam Benjamin - DL

Date	Opponent	U	A	T	TFL	SK	INT	PBU	FF	FR
A.31	Texas A&M-Comm.	0	0	0	0.0	0.0	0	0	0	0
S.7	Oregon State	0	0	0	0.0	0.0	0	0	0	0
S.14	at California	0	0	0	0.0	0.0	0	0	0	0
S.28	at Central Mich.	1	0	1	0.0	0.0	0	0	0	0
O.5	Hawai'i*	0	0	0	0.0	0.0	0	0	0	0
O.12	at Wyoming*	0	0	0	0.0	0.0	0	0	0	0
O.26	Washington St.	0	0	0	0.0	0.0	0	0	0	0
N.1	at Boise State*	1	0	1	0.0	0.0	0	0	0	0
N.8	New Mexico*	0	1	1	0.0	0.0	0	0	0	0
N.16	at UNLV*	-did not play-								
N.23	at Utah State*	0	0	0	0.0	0.0	0	0	0	0
N.30	Air Force*	0	1	1	0.0	0.0	0	0	0	0
2024 Totals		2	2	4	0.0	0.0	0	0	0	0
2023%		2	4	6	0.5	0.0	0	0	0	0
2022^		6	8	14	2.0	0.5	0	3	0	0
CAREER (29-4 GP-GS)		10	14	24	2.5	0.5	0	3	0	0

* Mountain West game. % - at Idaho State. ^ - at Arizona State.

Career Highs: Tackles: 3 at Weber State (11/12/22), vs. Northern Arizona (10/22/22); Tackles for Loss: 1.0 vs. Northern Arizona (10/22/22); Sacks: 0.5 vs. Cal Poly (10/15/22); Pass Breakups: 2 vs. Northern Arizona (10/22/22).

#6 - Eric Butler - S

Date	Opponent	U	A	T	TFL	SK	INT	PBU	FF	FR
A.31	Texas A&M-Comm.	7	0	7	0.0	0.0	0	1	0	0
S.7	Oregon State	3	0	3	0.0	0.0	0	0	0	0
S.14	at California	2	2	4	0.0	0.0	0	0	0	0
S.28	at Central Mich.	5	2	7	1.0	0.0	0	1	0	0
O.5	Hawai'i*	0	1	1	0.0	0.0	0	0	0	0
O.12	at Wyoming*	1	2	3	0.0	0.0	1	0	0	0
O.26	Washington St.	1	1	2	0.0	0.0	0	0	0	0
N.1	at Boise State*	5	0	5	0.0	0.0	0	0	0	0
N.8	New Mexico*	2	1	3	0.0	0.0	0	0	0	0
N.16	at UNLV*	5	3	8	1.5	0.0	0	1	1	0
N.23	at Utah State*	3	1	4	0.0	0.0	0	0	0	0
N.30	Air Force*	0	2	2	0.0	0.0	0	0	0	0
2024 Totals		34	15	49	2.5	0.0	1	3	1	0
2023		13	8	21	2.5	1.0	0	0	0	1
2022		3	4	7	0.0	0.0	0	0	0	0
CAREER (35-11 GP-GS)		50	27	77	5.0	1.0	1	3	1	1

* Mountain West game.

Career Highs: Tackles: 8 at UNLV (11/16/24), vs. Boise State (9/22/23); Tackles for Loss: 2.5 vs. Boise State (9/22/23); Sacks: 1.0 vs. Boise State (9/22/23); Interceptions: 1 at Wyoming (10/12/24); Pass Breakups: 1 at UNLV (11/16/24), at Central Michigan (9/28/24), vs. Texas A&M-Commerce (8/31/24); Fumbles Forced: 1 at UNLV (11/16/24), Fumble Recoveries: 1 at Central Michigan (9/28/24); Blocked Kicks: 1 vs. Utah State (11/4/23), at Hawai'i (10/14/23); Touchdowns: 1 (pick six) at Wyoming (10/12/24).

#5 - Owen Chambliss - LB

Date	Opponent	U	A	T	TFL	SK	INT	PBU	FF	FR
A.31	Texas A&M-Comm.	0	2	2	0.0	0.0	0	0	0	0
S.7	Oregon State	4	3	7	0.0	0.0	0	0	0	0
S.14	at California	2	4	6	0.0	0.0	0	0	0	0
S.28	at Central Mich.	3	3	6	0.0	0.0	0	1	0	0
O.5	Hawai'i*	5	1	6	0.0	0.0	0	0	0	0
O.12	at Wyoming*	-did not travel; injury-								
O.26	Washington St.	2	2	4	0.0	0.0	0	0	0	0
N.1	at Boise State*	-did not travel; injury-								
N.8	New Mexico*	-did not dress; injury-								
N.16	at UNLV*	0	0	0	0.0	0.0	0	0	0	0
N.23	at Utah State*	-did not travel; injury-								
N.30	Air Force*	-did not dress; injury-								
2024 Totals		16	15	31	0.0	0.0	0	1	0	0
2023		1	0	1	0.0	0.0	0	0	0	0
CAREER (11-7 GP-GS)		17	15	32	0.0	0.0	0	1	0	0

* Mountain West game.

2024/Career Highs: Tackles: 7 vs. Oregon State (9/7/24); Pass Breakups: 1 at Central Michigan (9/28/24).

2024 GAME-BY-GAME DEFENSIVE STATISTICS

#40 - Krishna Clay - DL

Date	Opponent	U	A	T	TFL	SK	INT	PBU	FF	FR
A.31	Texas A&M-Comm.	0	2	2	1.0	0.5	0	0	0	1
S.7	Oregon State	5	0	5	0.0	0.0	0	0	0	0
S.14	at California	0	3	3	0.5	0.5	0	0	0	0
S.28	at Central Mich.	2	0	2	0.0	0.0	0	0	0	0
O.5	Hawai'i*	3	1	4	1.0	0.0	0	0	0	0
O.12	at Wyoming*	1	1	2	1.0	0.0	0	0	0	0
O.26	Washington St.	2	2	4	0.5	0.0	0	0	0	0
N.1	at Boise State*	2	2	4	0.5	0.5	0	0	0	0
N.8	New Mexico*	1	3	4	0.0	0.0	0	0	0	0
N.16	at UNLV*	1	2	3	0.0	0.0	0	0	0	0
N.23	at Utah State*	1	2	3	0.0	0.0	0	0	0	0
N.30	Air Force*	2	2	4	0.0	0.0	0	0	0	0
2024 Totals		20	20	40	4.5	1.5	0	0	0	1
CAREER (12-12 GP-GS)		20	20	40	4.5	1.5	0	0	0	1

* - Mountain West game.

2024/Career Highs: Tackles: 5 vs. Oregon State (9/7/24); Tackles for Loss: 1.0 at Wyoming (10/12/24), vs. Hawai'i (10/5/24), vs. Texas A&M-Commerce (8/31/24); Sacks: 0.5 at Boise State (11/1/24), vs. Washington State (10/26/24), vs. Texas A&M-Commerce (8/31/24); Fumble Recoveries: 1 vs. Texas A&M-Commerce (8/31/24).

#11 - JD Coffey III - S

Date	Opponent	U	A	T	TFL	SK	INT	PBU	FF	FR
A.31	Texas A&M-Comm.	1	1	2	0.0	0.0	1	0	0	0
S.7	Oregon State	3	1	4	0.0	0.0	0	0	0	0
S.14	at California	3	2	5	0.0	0.0	0	0	0	0
S.28	at Central Mich.	8	7	15	0.0	0.0	0	0	0	0
O.5	Hawai'i*	3	1	4	0.0	0.0	0	1	0	0
O.12	at Wyoming*	1	3	4	0.0	0.0	0	0	0	0
O.26	Washington St.	1	2	3	0.0	0.0	0	0	0	0
N.1	at Boise State*	1	1	2	0.0	0.0	0	0	0	0
N.8	New Mexico*	2	1	3	0.0	0.0	0	0	0	0
N.16	at UNLV*	0	4	4	0.0	0.0	0	0	0	0
N.23	at Utah State*	0	0	0	0.0	0.0	0	0	0	0
N.30	Air Force*	1	0	1	0.0	0.0	0	0	0	0
2024 Totals		24	23	47	0.0	0.0	1	1	0	0
2023		10	2	12	0.0	0.0	0	1	0	0
2022^		3	3	6	0.0	0.0	0	0	0	0
2021^		2	3	5	0.0	0.0	0	0	0	0
CAREER (34-3 GP-GS)		39	31	70	0.0	0.0	1	2	0	0

* - Mountain West game. ^ - at Texas.

Career Highs: Tackles: 15 at Central Michigan (9/28/24); Interceptions: 1 vs. Texas A&M-Commerce (8/31/24); Pass Breakups: 1 vs. Hawai'i (10/5/24), vs. Nevada (10/21/23); Touchdowns: 1 (pick six) vs. Texas A&M-Commerce (8/31/24).

#97 - Darrion Dalton - DL

Date	Opponent	U	A	T	TFL	SK	INT	PBU	FF	FR
A.31	Texas A&M-Comm.	-	-	-	-	-	-	-	-	-
S.7	Oregon State	2	1	3	0.0	0.0	0	0	0	0
S.14	at California	0	2	2	0.5	0.0	0	0	0	0
S.28	at Central Mich.	0	1	1	0.0	0.0	0	0	0	0
O.5	Hawai'i*	0	0	0	0.0	0.0	0	0	0	0
O.12	at Wyoming*	0	0	0	0.0	0.0	0	0	0	0
O.26	Washington St.	1	1	2	1.0	0.0	0	0	0	0
N.1	at Boise State*	0	0	0	0.0	0.0	0	0	0	0
N.8	New Mexico*	0	0	0	0.0	0.0	0	0	0	0
N.16	at UNLV*	1	3	4	0.0	0.0	0	0	0	0
N.23	at Utah State*	0	1	1	0.0	0.0	0	0	0	0
N.30	Air Force*	1	1	2	1.0	0.0	0	0	0	0
2024 Totals		5	10	15	2.5	0.0	0	0	0	0
2023		3	6	9	0.0	0.0	0	1	0	0
2022		0	0	0	0.0	0.0	0	0	0	0
CAREER (23-0 GP-GS)		8	16	24	2.5	0.0	0	1	0	0

* - Mountain West game.

Career Highs: Tackles: 4 at UNLV (11/16/24); Tackles for Loss: 1.0, vs. Air Force (11/30/24), vs. Washington State (10/26/24); Pass Breakups: 1 vs. Idaho State (9/2/23).

#92 - Malik Gucake - EDGE

Date	Opponent	U	A	T	TFL	SK	INT	PBU	FF	FR
A.31	Texas A&M-Comm.	0	0	0	0.0	0.0	0	0	0	0
S.7	Oregon State	-	-	-	-	-	-	-	-	-
S.14	at California	0	0	0	0.0	0.0	0	0	0	0
S.28	at Central Mich.	0	0	0	0.0	0.0	0	0	0	0
O.5	Hawai'i*	0	0	0	0.0	0.0	0	0	0	0
O.12	at Wyoming*	0	0	0	0.0	0.0	0	0	0	0
O.26	Washington St.	0	2	2	0.5	0.5	0	0	0	0
N.1	at Boise State*	0	0	0	0.0	0.0	0	0	0	0
N.8	New Mexico*	-	-	-	-	-	-	-	-	-
N.16	at UNLV*	-	-	-	-	-	-	-	-	-
N.23	at Utah State*	0	0	0	0.0	0.0	0	0	0	0
N.30	Air Force*	0	0	0	0.0	0.0	0	0	0	0
2024 Totals		0	2	2	0.5	0.5	0	0	0	0
CAREER (9-0 GP-GS)		0	2	2	0.5	0.5	0	0	0	0

* - Mountain West game.

2024/Career Highs: Tackles: 2 vs. Washington State (10/26/24); Tackles for Loss: 0.5 vs. Washington State (10/26/24); Sacks: 0.5 vs. Washington State (10/26/24).

#96 - Ryan Henderson - EDGE

Date	Opponent	U	A	T	TFL	SK	INT	PBU	FF	FR
A.31	Texas A&M-Comm.	2	0	2	1.0	1.0	0	0	0	0
S.7	Oregon State	1	0	1	0.0	0.0	0	0	0	0
S.14	at California	1	1	2	0.0	0.0	0	0	0	0
S.28	at Central Mich.	0	1	1	0.0	0.0	0	0	0	0
O.5	Hawai'i*	0	0	0	0.0	0.0	0	0	0	0
O.12	at Wyoming*	1	1	2	1.5	1.5	0	0	0	0
O.26	Washington St.	0	0	0	0.0	0.0	0	0	0	0
N.1	at Boise State*	0	1	1	0.0	0.0	0	0	0	0
N.8	New Mexico*	1	0	1	0.0	0.0	0	0	0	0
N.16	at UNLV*	1	1	2	0.0	0.0	0	0	0	0
N.23	at Utah State*	0	1	1	0.0	0.0	0	0	0	0
N.30	Air Force*	-	-	-	-	-	-	-	-	-
2024 Totals		7	6	13	2.5	2.5	0	0	0	0
2023		3	5	8	1.0	1.0	0	0	1	1
CAREER (20-1 GP-GS)		10	11	21	3.5	3.5	0	0	1	1

* - Mountain West game.

Career Highs: Tackles: 3 at Hawai'i (10/14/23); Tackles for Loss: 1.5 at Wyoming (10/12/24); Sacks: 1.5 at Wyoming (10/12/24); Forced Fumbles: 1 at Hawai'i (10/14/23); Fumble Recoveries: 1 at Hawai'i (10/14/23).

#56 - DJ Herman - LB

Date	Opponent	U	A	T	TFL	SK	INT	PBU	FF	FR
A.31	Texas A&M-Comm.	0	1	1	0.0	0.0	0	0	0	0
S.7	Oregon State	0	1	1	0.0	0.0	0	0	0	0
S.14	at California	1	0	1	0.0	0.0	0	0	0	0
S.28	at Central Mich.	2	0	2	0.0	0.0	0	0	0	0
O.5	Hawai'i*	3	1	4	1.0	0.0	0	1	0	0
O.12	at Wyoming*	1	1	2	0.0	0.0	0	0	0	0
O.26	Washington St.	2	3	5	0.0	0.0	0	0	0	0
N.1	at Boise State*	1	1	2	0.0	0.0	0	0	0	0
N.8	New Mexico*	2	3	5	0.0	0.0	0	0	0	0
N.16	at UNLV*	1	4	5	0.0	0.0	0	0	0	0
N.23	at Utah State*	0	0	0	0.0	0.0	0	0	0	0
N.30	Air Force*	0	1	1	0.0	0.0	0	0	0	0
2024 Totals		13	16	29	1.0	0.0	0	1	0	0
2023		0	1	1	0.0	0.0	0	0	0	0
2022		2	1	3	0.0	0.0	0	0	0	0
CAREER (36-2 GP-GS)		15	18	33	1.0	0.0	0	1	0	0

* - Mountain West game.

2024/Career Highs: Tackles: 5 at UNLV (11/16/24), vs. New Mexico (11/8/24), vs. Washington State (10/26/24); Tackles for Loss: 1.0 vs. Hawai'i (10/5/24); Pass Breakups: 1 vs. Hawai'i (10/5/24).

2024 GAME-BY-GAME DEFENSIVE STATISTICS

#24 - Josh Hunter - S

Date	Opponent	U	A	T	TFL	SK	INT	PBU	FF	FR
A.31	Texas A&M-Comm.	5	0	5	0.0	0.0	0	1	0	0
S.7	Oregon State	1	0	1	1.0	0.0	0	0	0	0
S.14	at California	1	1	2	0.0	0.0	0	0	0	0
S.28	at Central Mich.	0	1	1	0.0	0.0	0	0	0	0
O.5	Hawai'i*	2	1	3	0.0	0.0	0	0	0	0
O.12	at Wyoming*	3	0	3	0.0	0.0	0	1	0	0
O.26	Washington St.	1	1	2	1.5	0.5	0	0	0	0
N.1	at Boise State*	2	2	4	0.5	0.0	0	0	0	0
N.8	New Mexico*	4	0	4	0.0	0.0	0	0	0	0
N.16	at UNLV*	0	3	3	0.0	0.0	0	0	0	0
N.23	at Utah State*	1	1	2	0.0	0.0	0	0	0	0
N.30	Air Force*	1	0	1	0.0	0.0	0	0	0	0
2024 Totals		21	10	31	3.0	0.5	0	2	0	0
2023		26	12	38	1.0	0.0	0	2	0	0
2022		1	0	1	0.0	0.0	0	0	0	0
CAREER (25-5 GP-GS)		48	22	70	4.0	0.5	0	4	0	0

* - Mountain West game.

Career Highs: Tackles: 15 at Colorado State (11/11/23); Tackles for Loss: 1.5 vs. Washington State (10/26/24); Sacks: 0.5 vs. Washington State (10/26/24); Pass Breakups: 1 at Wyoming (10/12/24), at Colorado State (11/11/23), vs. Utah State (11/4/23).

#1 - Chris Johnson - CB

Date	Opponent	U	A	T	TFL	SK	INT	PBU	FF	FR
A.31	Texas A&M-Comm.	1	0	1	0.0	0.0	0	0	1	0
S.7	Oregon State	7	2	9	0.0	0.0	0	1	1	0
S.14	at California	2	2	4	0.0	0.0	0	1	0	0
S.28	at Central Mich.	3	3	6	0.0	0.0	0	1	1	0
O.5	Hawai'i*	2	0	2	0.0	0.0	0	0	0	0
O.12	at Wyoming*	5	0	5	0.0	0.0	1	0	0	0
O.26	Washington St.	6	2	8	0.0	0.0	0	1	0	0
N.1	at Boise State*	5	0	5	0.0	0.0	0	0	0	0
N.8	New Mexico*	5	1	6	0.0	0.0	0	0	0	0
N.16	at UNLV*	6	3	9	0.0	0.0	0	0	0	0
N.23	at Utah State*	6	4	10	0.0	0.5	0	0	0	0
N.30	Air Force*	1	1	2	0.0	0.0	0	0	0	0
2024 Totals		49	18	67	0.5	0.0	1	4	3	0
2023		15	15	30	0.0	0.0	1	1	1	0
2022		5	1	6	0.0	0.0	0	0	0	0
CAREER (36-12 GP-GS)		69	34	103	0.5	0.0	2	5	4	0

* - Mountain West game.

Career Highs: Tackles: 10 at Utah State (11/23/24); Interceptions: 1 at Wyoming (10/12/24), at San Jose State (11/18/23); Pass Breakups: 1, seven times; Forced Fumbles: 1, four times.

#33 - Ezekiel Larry - EDGE

Date	Opponent	U	A	T	TFL	SK	INT	PBU	FF	FR
A.31	Texas A&M-Comm.	1	0	1	0.0	0.0	0	0	0	0
S.7	Oregon State	0	0	0	0.0	0.0	0	0	0	0
S.14	at California	0	0	0	0.0	0.0	0	0	0	0
S.28	at Central Mich.	-did not play-								
O.5	Hawai'i*	0	1	1	0.0	0.0	0	0	0	0
O.12	at Wyoming*	0	0	0	0.0	0.0	0	0	0	0
O.26	Washington St.	-did not play-								
N.1	at Boise State*	0	0	0	0.0	0.0	0	0	0	0
N.8	New Mexico*	-did not play-								
N.16	at UNLV*	-did not play-								
N.23	at Utah State*	-did not play-								
N.30	Air Force*	-did not play-								
2024 Totals		1	1	2	0.0	0.0	0	0	0	0
2023^		10	3	13	7.0	6.0	0	1	0	0
CAREER (16-3 GP-GS)		11	4	15	7.0	6.0	0	1	0	0

* - Mountain West game. ^ - at Yale.

Career Highs: Tackles: 3 vs. Harvard (11/18/23), at Princeton (11/11/23); Tackles for Loss: 3.0 vs. Harvard (11/18/23); Sacks: 3.0 vs. Harvard (11/18/23); Pass Breakups: 1 vs. Morgan State (9/30/23).

#21 - Tano Letuli - LB

Date	Opponent	U	A	T	TFL	SK	INT	PBU	FF	FR
A.31	Texas A&M-Comm.	5	3	8	0.5	0.0	0	0	0	1
O.7	Oregon State	5	2	7	0.0	0.0	0	0	0	0
S.14	at California	2	2	4	1.0	1.0	1	0	0	0
S.28	at Central Mich.	3	2	5	0.0	0.0	0	0	0	0
O.5	Hawai'i*	-did not play; injury-								
O.12	at Wyoming*	-did not play; injury-								
O.26	Washington St.	4	6	10	0.5	0.0	0	0	0	0
N.1	at Boise State*	7	3	10	0.5	0.5	0	0	0	0
N.8	New Mexico*	2	1	3	0.0	0.0	0	0	0	0
N.16	at UNLV*	1	6	7	0.0	0.0	0	0	0	0
N.23	at Utah State*	4	4	8	0.0	0.0	0	0	0	0
N.30	Air Force*	5	3	8	1.0	0.0	0	0	0	0
2024 Totals		38	32	70	3.5	1.5	1	0	0	1
2023^		7	5	12	0.0	0.0	0	0	0	0
CAREER (21-10 GP-GS)		45	37	82	3.5	1.5	1	0	0	1

* - Mountain West game. ^ - at Army.

2024/Career Highs: Tackles: 10 at Boise State (11/1/24), vs. Washington State (10/26/24); Tackles for Loss: 1.0 vs. Air Force (11/30/24), at California (9/14/24); Sacks: 1.0 at California (9/14/24); Interceptions: 1 at California (9/14/24); Fumble Recoveries: 1 vs. Texas A&M-Commerce (8/31/24); Touchdowns: 1 (0-yd fumble recovery) vs. Texas A&M-Commerce (8/31/24).

#32 - Marlem Louis - EDGE

Date	Opponent	U	A	T	TFL	SK	INT	PBU	FF	FR
A.31	Texas A&M-Comm.	1	0	1	1.0	1.0	0	0	0	0
S.7	Oregon State	2	0	2	0.0	0.0	0	0	0	0
S.14	at California	0	2	2	0.5	0.5	0	0	0	0
S.28	at Central Mich.	0	1	1	0.0	0.0	0	0	0	0
O.5	Hawai'i*	3	0	3	2.0	2.0	0	0	0	0
O.12	at Wyoming*	1	0	1	0.0	0.0	0	0	0	0
O.26	Washington St.	0	0	0	0.0	0.0	0	0	0	0
N.1	at Boise State*	0	0	0	0.0	0.0	0	0	0	0
N.8	New Mexico*	0	0	0	0.0	0.0	0	0	0	0
N.16	at UNLV*	0	1	1	0.0	0.0	0	0	0	0
N.23	at Utah State*	-did not travel-								
N.30	Air Force*	-did not play-								
2024 Totals		7	4	11	3.5	3.5	0	0	0	0
2023^		26	18	44	12.0	7.5	0	2	4	1
2022^		26	9	35	14.0	8.5	0	1	4	1
2021^		9	17	26	4.0	0.0	0	0	1	2
2020^		1	4	5	0.0	0.0	0	0	0	0
2019^		0	0	0	0.0	0.0	0	0	0	0
CAREER (53-30 GP-GS)		69	52	121	32.0	19.5	0	3	7	3

* - Mountain West game. ^ - at Richmond.

Career Highs: Tackles: 6 at Stony Brook (9/23/23), at Delaware (11/26/22), vs. Elon (10/2/21); Tackles for Loss: 3.0 vs. NC Central (11/25/23), vs. Stony Brook (9/24/22), at Delaware (11/12/22); Sacks: 3.0 vs. NC Central (11/25/23); Pass Breakups: 2 vs. Elon (11/11/23); Forced Fumbles: 2 vs. Campbell (10/23/23).

#17 - Deshawn McCuin - S

Date	Opponent	U	A	T	TFL	SK	INT	PBU	FF	FR
A.31	Texas A&M-Comm.	3	0	3	0.0	0.0	0	1	0	0
S.7	Oregon State	3	2	5	0.0	0.0	0	0	0	0
S.14	at California	2	0	2	0.0	0.0	0	0	0	0
S.28	at Central Mich.	1	2	3	1.0	0.0	0	2	0	0
O.5	Hawai'i*	0	0	0	0.0	0.0	0	1	0	0
O.12	at Wyoming*	-did not play; injury-								
O.26	Washington St.	4	0	4	1.0	1.0	0	1	0	0
N.1	at Boise State*	0	0	0	0.0	0.0	0	0	0	0
N.8	New Mexico*	2	0	2	0.0	0.0	0	0	0	0
N.16	at UNLV*	2	2	4	0.0	0.0	0	0	0	0
N.23	at Utah State*	1	3	4	0.0	0.0	0	0	0	0
N.30	Air Force*	1	0	1	0.0	0.0	0	0	0	0
2024 Totals		19	9	28	2.0	1.0	0	5	0	0
2023		9	4	13	1.5	0.5	1	2	0	0
2022^		8	2	10	0.0	0.0	0	1	0	0
2021^		0	1	1	0.0	0.0	1	0	0	0
2020^		5	1	6	0.0	0.0	0	0	0	0
2019^		1	0	1	0.0	0.0	0	0	0	0
CAREER (44-10 GP-GS)		42	17	59	3.5	1.5	2	8	0	0

* - Mountain West game. ^ - at TCU.

Career Highs: Tackles: 5 vs. Oregon State (9/7/24); Tackles for Loss: 1.0 vs. Washington State (10/26/24), at Central Michigan (9/28/24), 1.0 at Hawai'i (10/14/23); Sacks: 1.0 vs. Washington State (10/26/24); Interceptions: 1 at Hawai'i (10/14/23), vs. SMU (9/25/21); Pass Breakups: 2 at Central Michigan (9/28/24), vs. Fresno State (11/25/23); Touchdowns: 1 (70-yd pick six) at Hawai'i (10/14/23).

2024 GAME-BY-GAME DEFENSIVE STATISTICS

#91 - Keion Mitchell - DL

Date	Opponent	U	A	T	TFL	SK	INT	PBU	FF	FR
A.31	Texas A&M-Comm.	0	0	0	0.0	0.0	0	0	0	0
S.7	Oregon State	0	0	0	0.0	0.0	0	0	0	0
S.14	at California	-	-	-	-	-	-	-	-	-
S.28	at Central Mich.	0	0	0	0.0	0.0	0	0	0	0
O.5	Hawai'i*	-	-	-	-	-	-	-	-	-
O.12	at Wyoming*	-	-	-	-	-	-	-	-	-
O.26	Washington St.	-	-	-	-	-	-	-	-	-
N.1	at Boise State*	0	0	0	0.0	0.0	0	0	0	0
N.8	New Mexico*	-	-	-	-	-	-	-	-	-
N.16	at UNLV*	0	0	0	0.0	0.0	0	0	0	0
N.23	at Utah State*	-	-	-	-	-	-	-	-	-
N.30	Air Force*	0	0	0	0.0	0.0	0	0	0	0
2024 Totals		0	0	0	0.0	0.0	0	0	0	0
2023		5	4	9	1.0	1.0	0	0	0	0
2022		0	0	0	0.0	0.0	0	0	0	0
CAREER (18-0 GP-GS)		5	4	9	1.0	1.0	0	0	0	0

* Mountain West game.

Career Highs: Tackles: 2 vs. Fresno State (11/25/23); vs. Ohio (8/26/23); Tackles for Loss: 1.0 vs. Fresno State (11/25/23); Sacks: 1.0 vs. Fresno State (11/25/23); Fumble Recoveries: 1 at Hawai'i (10/14/23).

#58 - Cody Moon - LB

Date	Opponent	U	A	T	TFL	SK	INT	PBU	FF	FR
A.31	Texas A&M-Comm.	0	2	2	0.0	0.0	0	0	0	0
S.7	Oregon State	1	1	2	0.0	0.0	0	0	0	0
S.14	at California	1	1	2	0.0	0.0	0	0	0	0
S.28	at Central Mich.	0	0	0	0.0	0.0	0	0	0	0
O.5	Hawai'i*	2	1	3	0.0	0.0	0	0	0	0
O.12	at Wyoming*	1	6	7	0.0	0.0	0	0	0	0
O.26	Washington St.	0	0	0	0.0	0.0	0	0	0	0
N.1	at Boise State*	3	0	3	1.0	0.0	0	0	0	0
N.8	New Mexico*	2	1	3	0.0	0.0	0	0	0	0
N.16	at UNLV*	0	1	1	0.0	0.0	0	0	0	0
N.23	at Utah State*	2	1	3	0.5	0.0	0	0	0	0
N.30	Air Force*	2	3	5	0.0	0.0	0	0	0	0
2024 Totals		14	17	31	1.0	0.0	0	0	0	0
2023		29	37	66	1.0	0.0	0	2	0	0
2022^		42	63	105	9.5	4.5	0	4	1	1
2021^		27	17	44	1.5	0.5	1	1	0	1
CAREER (48-16 GP-GS)		112	134	246	13.0	5.0	1	7	1	2

* Mountain West game. ^ - at New Mexico.

Career Highs: Tackles: 14 vs. Utah State (11/4/23); at Air Force (11/12/22); Tackles for Loss: 2.0, four times; Sacks: 2.0 vs. UTEP (9/17/22); Pass Breakups: 2 vs. New Mexico State (9/11/22); Forced Fumbles: 1 at Colorado State (11/25/22).

#44 - Kyle Moretti - LB

Date	Opponent	U	A	T	TFL	SK	INT	PBU	FF	FR
A.31	Texas A&M-Comm.	2	0	2	0.0	0.0	0	0	0	0
S.7	Oregon State	2	1	3	0.0	0.0	0	0	0	0
S.14	at California	1	4	6	0.0	0.0	0	0	0	0
S.28	at Central Mich.	0	3	3	0.0	0.0	0	0	0	0
O.5	Hawai'i*	0	2	2	0.0	0.0	0	0	0	0
O.12	at Wyoming*	4	4	8	1.0	1.0	0	0	0	0
O.26	Washington St.	1	0	1	0.0	0.0	0	0	0	0
N.1	at Boise State*	5	2	7	0.0	0.0	0	0	0	0
N.8	New Mexico*	0	0	0	0.0	0.0	0	0	0	0
N.16	at UNLV*	3	5	8	0.5	0.0	0	0	0	0
N.23	at Utah State*	2	9	11	1.5	0.0	0	0	0	0
N.30	Air Force*	8	2	10	0.0	0.0	0	0	0	0
2024 Totals		28	32	58	3.0	1.0	0	0	0	0
2023^		32	33	65	5.0	2.0	0	4	0	0
2022^		60	35	95	7.5	3.0	0	2	0	1
2021^		24	23	47	4.0	1.0	0	1	1	0
CAREER (46-25 GP-GS)		144	122	266	19.5	7.0	0	7	1	1

* Mountain West game. ^ - at Central Michigan.

Career Highs: Tackles: 14 vs. Michigan State (9/1/23); Tackles for Loss: 2.5 vs. Eastern Michigan (9/30/23); vs. Washington State (12/31/21); Sacks: 2.0 Eastern Michigan (9/30/23); Pass Breakups: 1, six times; Forced Fumbles: 1 vs. Robert Morris (9/11/21); Fumble Recoveries: 1 at Northern Illinois (11/2/22).

#93 - Brady Nassar - EDGE

Date	Opponent	U	A	T	TFL	SK	INT	PBU	FF	FR
A.31	Texas A&M-Comm.	1	0	1	0.0	0.0	0	0	0	0
S.7	Oregon State	0	0	0	0.0	0.0	0	0	0	0
S.14	at California	0	0	0	0.0	0.0	0	0	0	0
S.28	at Central Mich.	1	1	2	0.0	0.0	0	0	0	0
O.5	Hawai'i*	0	1	1	0.0	0.0	0	0	0	0
O.12	at Wyoming*	1	3	4	0.0	0.0	0	0	0	0
O.26	Washington St.	1	0	1	0.0	0.0	0	0	0	0
N.1	at Boise State*	1	0	1	0.0	0.0	0	0	0	0
N.8	New Mexico*	4	0	4	1.0	0.0	0	0	0	0
N.16	at UNLV*	3	2	5	3.0	1.0	0	0	0	0
N.23	at Utah State*	1	5	6	0.5	0.0	1	0	0	0
N.30	Air Force*	1	0	1	0.0	0.0	0	0	0	0
2024 Totals		14	12	26	4.5	1.0	1	0	0	0
2023		4	2	6	0.0	0.0	0	0	0	0
CAREER (22-8 GP-GS)		18	14	32	4.5	1.0	1	0	0	0

* Mountain West game.

2024 Career Highs: Tackles: 6 at Utah State (11/23/24); Tackles for Loss: 3.0 at UNLV (11/16/24); Sacks: 1.0 at UNLV (11/16/24); Interceptions: 1 at Utah State (11/23/24).

#7 - William Nimmo Jr. - S

Date	Opponent	U	A	T	TFL	SK	INT	PBU	FF	FR
A.31	Texas A&M-Comm.	2	0	2	0.0	0.0	0	0	0	0
S.7	Oregon State	0	2	2	0.0	0.0	0	0	0	0
S.14	at California	3	0	3	0.0	0.0	0	0	0	0
S.28	at Central Mich.	5	1	6	0.0	0.0	0	0	0	0
O.5	Hawai'i*	2	2	4	0.0	0.0	0	0	0	0
O.12	at Wyoming*	0	1	1	0.0	0.0	0	0	0	0
O.26	Washington St.	1	0	1	0.0	0.0	0	0	0	0
N.1	at Boise State*	2	1	3	0.0	0.0	0	0	0	0
N.8	New Mexico*	0	0	0	0.0	0.0	0	0	0	0
N.16	at UNLV*	1	0	1	0.0	0.0	0	0	0	0
N.23	at Utah State*	1	1	2	0.0	0.0	0	0	0	0
N.30	Air Force*	3	0	3	0.0	0.0	0	0	0	0
2024 Totals		20	8	28	0.0	0.0	0	0	0	0
2023^		11	10	21	2.0	0.0	0	0	0	0
2022^		7	3	10	0.0	0.0	0	1	0	0
2021^		1	0	1	0.0	0.0	0	0	0	0
2020^		3	2	5	0.0	0.0	0	0	0	0
CAREER (46-2 GP-GS)		42	23	65	2.0	0.0	0	1	0	0

* Mountain West game. ^ - at UCLA.

Career Highs: Tackles: 6 at Central Michigan (9/28/24); Tackles for Loss: 1.0 at USC (11/18/23); vs. Colorado (10/28/23); Pass Breakups: 1 vs. Bowling Green (9/3/22).

#30 - Dominic Oliver - EDGE

Date	Opponent	U	A	T	TFL	SK	INT	PBU	FF	FR
A.31	Texas A&M-Comm.	0	2	2	0.0	0.0	0	0	0	0
S.7	Oregon State	1	0	1	0.0	0.0	0	0	0	0
S.14	at California	0	1	1	0.0	0.0	0	0	0	0
S.28	at Central Mich.	2	0	2	2.0	0.0	0	0	0	0
O.5	Hawai'i*	0	1	1	0.0	0.0	0	0	0	0
O.12	at Wyoming*	0	1	1	0.5	0.5	0	0	0	0
O.26	Washington St.	0	0	0	0.0	0.0	0	0	0	0
N.1	at Boise State*	2	1	3	0.0	0.0	0	0	0	0
N.8	New Mexico*	-	-	-	-	-	-	-	-	-
N.16	at UNLV*	3	1	4	0.0	0.0	0	0	0	0
N.23	at Utah State*	0	0	0	0.0	0.0	0	0	0	0
N.30	Air Force*	0	0	0	0.0	0.0	0	0	0	0
2024 Totals		8	7	15	2.5	0.5	0	0	0	0
2023		1	1	2	1.0	1.0	0	0	0	0
2022		1	0	1	0.0	0.0	0	0	0	0
CAREER (33-1 GP-GS)		10	8	18	3.5	1.5	0	0	0	0

* Mountain West game. ^ - at Richmond.

Career Highs: Tackles: 4 at UNLV (11/16/24); Tackles for Loss: 2.0 at Central Michigan (9/28/24); Sacks: 1.0 vs. Nevada (10/21/23).

2024 GAME-BY-GAME DEFENSIVE STATISTICS

#0 - Bryce Phillips - CB

Date	Opponent	U	A	T	TFL	SK	INT	PBU	FF	FR
A.31	Texas A&M-Comm.	2	0	2	1.0	0.0	0	0	0	0
S.7	Oregon State	3	1	4	1.0	0.0	0	0	0	0
S.14	at California	1	2	3	0.0	0.0	0	0	0	0
S.28	at Central Mich.	4	0	4	0.0	0.0	1	0	0	0
O.5	Hawai'i*	1	0	1	1.0	0.0	0	0	0	0
O.12	at Wyoming*	0	2	2	0.0	0.0	0	0	0	0
O.26	Washington St.	4	1	5	1.0	0.0	0	1	0	0
N.1	at Boise State*	5	1	6	0.0	0.0	0	0	0	0
N.8	New Mexico*	4	1	5	0.0	0.0	0	0	0	0
N.16	at UNLV*	6	0	6	0.0	0.0	0	0	0	0
N.23	at Utah State*	1	0	1	0.0	0.0	0	0	0	0
N.30	Air Force*	1	0	1	0.0	0.0	0	0	0	0
2024 Totals		32	8	40	4.0	0.0	1	1	0	0
2023^		20	13	33	5.0	0.0	1	9	0	0
2022^		27	8	35	1.0	0.0	0	10	0	0
CAREER (34-34 GP-GS)		79	29	108	10.0	0.0	2	20	0	0

* - Mountain West game. ^ - at Tennessee State.

Career Highs: Tackles: 8 at UT Martin (9/30/23); Tackles for Loss: 1.5 at UT Martin (9/30/23); Interceptions: 1 at Central Michigan (9/28/24), vs. Norfolk State (10/14/23); Pass Breakups: 2, four times.

#9 - Dalesean Staley - S

Date	Opponent	U	A	T	TFL	SK	INT	PBU	FF	FR
A.31	Texas A&M-Comm.	2	1	3	0.0	0.0	0	0	0	0
S.7	Oregon State	3	2	5	0.0	0.0	0	0	0	0
S.14	at California	3	1	4	0.0	0.0	0	0	0	0
S.28	at Central Mich.	-did not travel-								
O.5	Hawai'i*	7	1	8	0.0	0.0	0	0	0	0
O.12	at Wyoming*	4	2	6	0.0	0.0	0	0	0	0
O.26	Washington St.	1	3	4	0.0	0.0	0	0	0	0
N.1	at Boise State*	4	0	4	0.0	0.0	0	0	0	0
N.8	New Mexico*	2	3	5	0.0	0.0	0	0	0	0
N.16	at UNLV*	1	5	6	0.0	0.0	0	0	0	1
N.23	at Utah State*	7	5	12	0.0	0.0	0	0	0	0
N.30	Air Force*	3	1	4	0.0	0.0	0	0	0	0
2024 Totals		37	24	61	0.0	0.0	0	0	0	1
2023^		32	37	70	3.0	0.0	3	8	0	0
2022^		3	0	3	0.0	0.0	0	0	0	0
CAREER (25-20 GP-GS)		72	61	133	3.0	0.0	3	8	0	1

* - Mountain West game. ^ - at Northern Iowa.

Career Highs: Tackles: 12 at Utah State (11/23/24); Tackles for Loss: 1.5 vs. North Dakota State (11/18/23); Interceptions: 1 at Missouri State (11/11/23), at Indiana State (10/7/23), vs. Weber State (9/9/23); Pass Breakups: 1, four times; Fumble Recoveries: 1 at UNLV (11/16/24).

#94 - Teivis Tuioti - DL

Date	Opponent	U	A	T	TFL	SK	INT	PBU	FF	FR
A.31	Texas A&M-Comm.	1	1	2	1.0	1.0	0	0	0	0
S.7	Oregon State	0	1	1	0.0	0.0	0	0	0	0
S.14	at California	1	0	1	0.0	0.0	0	0	0	0
S.28	at Central Mich.	0	1	1	0.0	0.0	0	0	0	0
O.5	Hawai'i*	0	0	0	0.0	0.0	0	0	0	0
O.12	at Wyoming*	0	2	2	0.0	0.0	0	0	0	0
O.26	Washington St.	0	0	0	0.0	0.0	0	0	0	0
N.1	at Boise State*	0	0	0	0.0	0.0	0	0	0	0
N.8	New Mexico*	0	0	0	0.0	0.0	0	0	0	0
N.16	at UNLV*	0	1	1	0.0	0.0	0	0	0	0
N.23	at Utah State*	0	3	3	0.0	0.0	0	0	0	0
N.30	Air Force*	1	1	2	0.0	0.0	0	0	0	0
2024 Totals		3	10	13	1.0	1.0	0	0	0	0
2023%		played offensive line								
2022%		6	9	15	0.0	0.0	0	0	0	0
2021^		0	2	2	0.0	0.0	0	0	0	0
2020^		0	0	0	0.0	0.0	0	0	0	0
CAREER (36-6 GP-GS)		9	21	30	1.0	1.0	0	0	0	0

* - Mountain West game. % - at Colorado State. ^ - at Nevada.

Career Highs: Tackles: 4 at Air Force (11/19/22), vs. Utah State (10/15/22); Tackles for Loss: 1.0 vs. Texas A&M-Commerce (8/31/24); Sacks: 1.0 vs. Texas A&M-Commerce (8/31/24).

#47 - Trey White - EDGE

Date	Opponent	U	A	T	TFL	SK	INT	PBU	FF	FR
A.31	Texas A&M-Comm.	3	2	5	1.5	0.5	0	0	1	0
S.7	Oregon State	4	0	4	0.0	0.0	0	0	0	0
S.14	at California	5	1	6	2.5	2.5	0	1	0	0
S.28	at Central Mich.	5	3	8	4.0	3.0	0	0	0	0
O.5	Hawai'i*	4	1	5	4.0	3.0	0	1	0	0
O.12	at Wyoming*	3	1	4	3.0	2.0	0	0	0	0
O.26	Washington St.	2	1	3	0.5	0.5	0	0	0	0
N.1	at Boise State*	2	0	2	1.0	0.0	0	0	0	0
N.8	New Mexico*	1	3	4	0.0	0.0	0	0	0	0
N.16	at UNLV*	2	1	3	0.0	0.0	0	0	0	0
N.23	at Utah State*	5	2	7	2.0	1.0	0	0	0	0
N.30	Air Force*	4	5	9	0.0	0.0	0	0	0	0
2024 Totals		40	20	60	18.5	12.5	0	2	1	0
2023		9	6	15	2.0	0.0	1	2	0	1
2022		1	0	1	0.0	0.0	0	0	0	0
CAREER (27-13 GP-GS)		50	26	76	20.5	12.5	1	4	1	1

* - Mountain West game.

2024/Career Highs: Tackles: 8 at Central Michigan (9/28/24); Tackles for Loss: 4.0 vs. Hawai'i (10/5/24), at Central Michigan (9/28/24); Sacks: 3.0 vs. Hawai'i (10/5/24), at Central Michigan (9/28/24); Pass Breakups: 1 vs. Hawai'i (10/5/24), at California (9/14/24), at Oregon State (9/16/23); Forced Fumbles: 1 vs. Texas A&M-Commerce (8/31/24); Fumble Recoveries: 1 vs. UCLA (9/9/23).

#16 - Jelani Whitmore - CB

Date	Opponent	U	A	T	TFL	SK	INT	PBU	FF	FR
A.31	Texas A&M-Comm.	0	0	0	0.0	0.0	0	0	0	0
O.7	Oregon State	0	0	0	0.0	0.0	0	0	0	0
S.14	at California	1	0	1	0.0	0.0	0	1	0	0
S.28	at Central Mich.	0	1	1	0.0	0.0	0	1	0	0
O.5	Hawai'i*	2	0	2	0.0	0.0	1	0	0	0
O.12	at Wyoming*	0	0	0	0.0	0.0	0	1	0	0
O.26	Washington St.	0	1	1	0.0	0.0	0	0	0	1
N.1	at Boise State*	1	0	1	0.0	0.0	0	0	0	0
N.8	New Mexico*	0	0	0	0.0	0.0	0	0	0	0
N.16	at UNLV*	2	0	2	0.0	0.0	0	0	0	0
N.23	at Utah State*	2	0	2	0.0	0.0	0	0	0	0
N.30	Air Force*	0	0	0	0.0	0.0	0	0	0	0
2024 Totals		8	2	10	0.0	0.0	1	4	0	1
2023		0	0	0	0.0	0.0	0	0	0	0
2022		0	0	0	0.0	0.0	0	0	0	0
CAREER (24-0 GP-GS)		8	2	10	0.0	0.0	1	4	0	1

* - Mountain West game.

2024/Career Highs: Tackles: 2 at Utah State (11/23/24), at UNLV (11/16/24), vs. Hawai'i (10/5/24); Interceptions: 1 vs. Hawai'i (10/5/24); Pass Breakups: 1 at Wyoming (10/12/24), at Central Michigan (9/28/24), at California (9/14/24); Fumble Recoveries: 1 vs. Washington State (10/26/24).

2024 SAN DIEGO STATE PARTICIPATION

PARTICIPATION CHART

No.	Name	TAMC	OSU	CAL	CMU	UH	WYO	WSU	BSU	UNM	UNLV	USU	AFB
99	ALUALU, Tupu	X	X	X	X	X	GS (DL)	GS (DL)	GS (DL)	X	GS (DL)	GS (DL)	GS (DL)
42	ANDERSON, Brady	X	X	X	X	-	X	X	X	X	X	X	X
2	ARMSTEAD, Jaylon	X	X	X	-	-	-	-	-	-	-	-	-
31	BADIE, Jared •	X	X	-	-	-	-	-	-	-	-	-	-
90	BAN, Arthur •	-	-	-	-	-	-	-	-	-	-	X	-
77	BARRON, Briley •	-	-	-	-	-	-	X	X	X	X	X	X
15	BEASLEY, Tayvion •	X	X	X	X	X	X	X	X	X	X	X	X
90	BENJAMIN, Sam §	GS (DL)	GS (DL)	GS (DL)	GS (DL)	X	X	X	X	X	-	X	X
11	BENNETT, Nate § •	GS (WR)	GS (WR)	GS (WR)	GS (WR)	GS (WR)	GS (WR)	GS (WR)	GS (WR)	GS (WR)	GS (WR)	GS (WR)	GS (WR)
41	BERMAN, Jackson •	X	-	-	X	-	-	-	-	-	-	X	X
78	BORJON, Joseph § •	GS (LT)	-	-	-	-	-	-	-	-	-	-	-
4	BROWN IV, Louis § •	GS (WR)	GS (WR)	GS (WR)	GS (WR)	GS (WR)	GS (WR)	-	X	X	-	X	X
55	BRYANT, Brayden •	GS (C)	GS (C)	GS (C)	GS (C)	GS (C)	GS (C)	GS (C)	GS (C)	GS (C)	GS (C)	GS (C)	GS (C)
6	BUTLER, Eric §	GS (FS)	GS (FS)	X	GS (FS)	GS (FS)	GS (FS)	GS (FS)	GS (FS)	GS (FS)	GS (FS)	GS (FS)	GS (FS)
5	CHAMBLISS, Owen § •	GS (WILL)	GS (WILL)	GS (WILL)	GS (WILL)	GS (WILL)	-	GS (WILL)	-	-	GS (WILL)	-	-
64	CHAVEZ, Tyson	X	-	-	-	-	-	-	-	-	-	-	-
40	CLAY, Krishna § •	GS (DL)	GS (DL)	GS (DL)	GS (DL)	GS (DL)	GS (DL)	GS (DL)	GS (DL)	GS (DL)	GS (DL)	GS (DL)	GS (DL)
11	COFFEY III, JD	X	X	X	GS (R)	GS (R)	X	X	X	X	X	X	X
15	COOPER, Marquez § •	GS (RB)	GS (RB)	GS (RB)	GS (RB)	GS (RB)	GS (RB)	GS (RB)	GS (RB)	GS (RB)	GS (RB)	GS (RB)	GS (RB)
45	CORNELIUS, Kodi •	-	-	-	X	-	-	-	-	-	-	-	-
97	DALTON, Darrion	-	X	X	X	X	X	X	X	X	X	X	X
29	DAVIS, Cam	-	-	-	X	-	X	X	X	X	X	X	X
75	DIRKSEN, Ryan	-	-	X	X	X	X	X	X	X	X	X	X
29	ESCANO, Arnold	X	X	X	X	X	X	X	X	X	X	X	X
57	FUJIMANO, Saipale •	X	-	-	-	-	-	X	X	-	X	X	GS (RG)
88	GARRETSON, Gabe •	X	X	X	-	-	-	-	-	-	-	-	-
22	GARRISON, Max	X	X	X	X	X	X	X	X	X	X	X	X
92	GUCAKE, Malik •	X	-	X	X	X	X	X	X	-	-	X	X
35	HAMLETT, Xavier •	X	X	X	X	X	X	X	X	X	-	X	X
87	HARRISON, Michael •	X	X	X	X	X	X	GS (TE)	GS (TE)	X	X	GS (TE)	GS (TE)
96	HENDERSON, Ryan §	X	X	X	X	GS (DL)	X	X	X	X	X	X	-
56	HERMAN, DJ §	X	X	X	X	X	X	X	GS (WILL)	GS (WILL)	X	X	X
24	HUNTER, Josh	X	X	X	X	X	X	X	X	X	X	X	X
1	JOHNSON, Chris §	GS (CB)	GS (CB)	GS (CB)	GS (CB)	GS (CB)	GS (CB)	GS (CB)	GS (CB)	GS (CB)	GS (CB)	GS (CB)	GS (CB)
70	JONES, Christian	GS (LG)	GS (LT)	GS (LT)	GS (LT)	GS (LT)	GS (LT)	GS (LT)	GS (LT)	GS (LT)	GS (LT)	GS (LT)	GS (LT)
33	LARRY, Ezekiel	X	X	X	X	X	X	-	X	-	-	-	-
21	LETULI, Tano § •	GS (SAM)	GS (SAM)	GS (SAM)	GS (SAM)	-	-	GS (SAM)	GS (SAM)	GS (SAM)	GS (SAM)	GS (WILL)	GS (SAM)
20	LOPEZ, Nick •	X	-	X	X	-	-	-	-	-	-	-	-
32	LOUIS, Marlem •	X	X	GS (DL)	GS (DL)	X	X	GS (DL)	X	X	X	-	-
12	MAGEE, Jatavious	X	X	X	X	X	X	X	X	X	X	X	X
85	McClure, Jerry •	-	-	-	X	X	-	X	-	-	-	-	-
17	McCUIN, Deshaun	X	X	GS (STUD)	GS (STUD)	GS (STUD)	-	GS (STUD)	X	GS (STUD)	GS (STUD)	GS (STUD)	X
27	McLAUGHLIN, Jelani	X	X	X	X	X	X	X	X	X	X	X	X
65	McMAHAN, Tyler § •	X	-	X	GS (RG)	GS (RG)	GS (RG)	GS (RG)	GS (RG)	GS (RG)	GS (RG)	GS (RG)	-
91	MITCHELL, Keion	X	X	-	X	-	-	-	X	-	X	-	X
58	MOON, Cody	X	X	X	X	X	GS (WILL)	X	X	X	X	X	GS (WILL)
44	MORETTI, Kyle • §	X	X	X	X	GS (SAM)	GS (SAM)	X	X	X	X	GS (SAM)	X
53	MURAO, Myles	X	GS (LG)	GS (LG)	-	-	-	-	-	-	-	-	-
19	NAPIER, Jordan §	X	X	X	X	X	X	X	X	GS (WR)	X	X	X
93	NASSAR, Brady §	GS (DL)	GS (DL)	X	X	X	GS (DL)	X	GS (DL)	GS (DL)	GS (DL)	GS (DL)	GS (DL)
7	NIMMO Jr., William •	X	X	GS (FS)	X	X	X	X	X	X	X	X	X
5	O'NEIL, Danny § •	GS (QB)	GS (QB)	-	GS (QB)	GS (QB)	GS (QB)	GS (QB)	GS (QB)	GS (QB)	GS (QB)	GS (QB)	GS (QB)
30	OLIVER, Dominic §	X	X	X	X	GS (DL)	X	X	X	-	X	X	X
13	PASTULA, Tyler •	X	X	X	X	X	X	X	X	X	X	X	X
0	PHILLIPS, Bryce § •	GS (CB)	GS (CB)	GS (CB)	GS (CB)	GS (CB)	GS (CB)	GS (CB)	GS (CB)	GS (CB)	GS (CB)	GS (CB)	GS (CB)
46	PLASCENCIA, Gabriel	X	X	-	X	X	X	X	X	X	X	X	X
3	POKE, Ja'Shaun § •	GS (WR)	GS (WR)	GS (WR)	GS (WR)	GS (WR)	GS (WR)	GS (WR)	GS (WR)	X	GS (WR)	GS (WR)	GS (WR)
83	SHAW, Mekhi	X	X	X	X	X	X	GS (WR)	GS (WR)	GS (WR)	GS (WR)	GS (WR)	GS (WR)
9	STALEY, Dalesan § •	GS (R)	GS (R)	GS (R)	-	X	GS (R)	GS (R)	GS (R)	GS (R)	GS (R)	GS (R)	GS (R)
7	SUTTON, Lucky	X	-	X	-	-	-	-	-	-	-	X	X
16	THREATT, Parker	-	-	-	-	X	X	-	-	X	X	-	-
94	TUIOTI, Teivis § •	GS (DL)	GS (DL)	X	X	X	GS (DL)	X	GS (DL)	GS (DL)	X	X	GS (DL)
6	TUPOU'ATA-JOHNSON, Javance •	X	-	GS (QB)	-	-	-	X	-	-	-	X	-
63	ULUGALU-MASEULI, Ross	GS (RG)	GS (RG)	GS (RG)	GS (LG)	GS (LG)	GS (LG)	GS (LG)	GS (LG)	GS (LG)	GS (LG)	GS (LG)	GS (LG)
81	WELSH, Mikey	X	-	-	-	-	-	-	-	-	-	-	-
47	WHITE, Trey	GS (DL)	GS (DL)	GS (DL)	GS (DL)	GS (DL)	GS (DL)	GS (DL)	GS (DL)	GS (DL)	GS (DL)	GS (DL)	GS (DL)
16	WHITMORE, Jelani	X	X	X	X	X	X	X	X	X	X	X	X
74	WILLIAMS, Nate § •	GS (RT)	GS (RT)	GS (RT)	GS (RT)	GS (RT)	GS (RT)	GS (RT)	GS (RT)	GS (RT)	GS (RT)	GS (RT)	GS (RT)
36	WILLIAMS, Prince •	X	-	-	-	-	-	-	-	-	-	X	-
50	WINTERMEYER, Ryan	X	X	X	X	X	X	X	X	X	X	X	X
18	WOLFE, Jude § •	GS (TE)	GS (TE)	GS (TE)	GS (TE)	GS (TE)	GS (TE)	-	X	GS (TE)	GS (TE)	-	X

§ - made first career San Diego State start this season. • - made first San Diego State appearance this season. Bold RED indicates a player who has started every game this season. Bold BLACK indicates a player has played in every game this season.

2024 SAN DIEGO STATE STARTERS/PARTICIPATION

OFFENSIVE STARTERS

Position	TAMC	OSU	CAL	CMU	UH	WYO	WSU	BSU	UNM	UNLV	USU	AFA
LT	Barjon	Jones	Jones	Jones	Jones	Jones	Jones	Jones	Jones	Jones	Jones	Jones
LG	Jones	Murao	Murao	Ulugalu-Maseuli	Ulugalu-Maseuli	Ulugalu-Maseuli	Ulugalu-Maseuli	Ulugalu-Maseuli	Ulugalu-Maseuli	Ulugalu-Maseuli	Ulugalu-Maseuli	Ulugalu-Maseuli
C	Bryant	Bryant	Bryant	Bryant	Bryant	Bryant	Bryant	Bryant	Bryant	Bryant	Bryant	Bryant
RG	Ulugalu-Maseuli	Ulugalu-Maseuli	Ulugalu-Maseuli	McMahan	McMahan	McMahan	McMahan	McMahan	McMahan	McMahan	McMahan	Fuimaono
RT	N. Williams	N. Williams	N. Williams	N. Williams	N. Williams	N. Williams	N. Williams	N. Williams	N. Williams	N. Williams	N. Williams	N. Williams
TE	Wolfe	Wolfe	Wolfe	Wolfe	Wolfe	Wolfe	Harrison	Harrison	Wolfe	Harrison	Harrison	Harrison
QB	O'Neil	O'Neil	Tupou'ata-Johnson	O'Neil	O'Neil	O'Neil	O'Neil	O'Neil	O'Neil	O'Neil	O'Neil	O'Neil
RB	Cooper	Cooper	Cooper	Cooper	Cooper	Cooper	Cooper	Cooper	Cooper	Cooper	Cooper	Cooper
WR	Bennett	Bennett	Bennett	Bennett	Bennett	Bennett	Bennett	Bennett	Bennett	Bennett	Bennett	Bennett
WR	Brown IV	Brown IV	Brown IV	Brown IV	Brown IV	Brown IV	M. Shaw	M. Shaw	M. Shaw	M. Shaw	M. Shaw	M. Shaw
SLOT	Poke	Poke	Poke	Poke	Poke	Poke	Poke	Poke	Napier	Poke	Poke	Poke

DEFENSIVE STARTERS

Position	TAMC	OSU	CAL	CMU	UH	WYO	WSU	BSU	UNM	UNLV	USU	AFA
DE	Nassar	Nassar	Louis	Louis	Henderson	Nassar	Louis	Nassar	Nassar	Nassar	Nassar	Nassar
DT	Benjamin	Benjamin	Benjamin	Benjamin	Clay	Alualu	Alualu	Alualu	Clay	Alualu	Alualu	Alualu
DT	Clay	Clay	Clay	Clay	Oliver	Clay	Clay	Clay	Tuiofi	Clay	Clay	Clay
DT	Tuiofi	Tuiofi	Tuiofi	Tuiofi	Tuiofi	Tuiofi	Tuiofi	Tuiofi	Tuiofi	Tuiofi	Tuiofi	Tuiofi
DE	White	White	White	White	White	White	White	White	White	White	White	White
SAM	Letuli	Letuli	Letuli	Letuli	Moretti	Moon	Letuli	Letuli	Letuli	Letuli	Moretti	Letuli
WILL	Chambliss	Chambliss	Chambliss	Chambliss	Chambliss	Moretti	Chambliss	Herman	Herman	Chambliss	Letuli	Moon
CB	Johnson	Johnson	Johnson	Johnson	Johnson	Johnson	Johnson	Johnson	Johnson	Johnson	Johnson	Johnson
FS	Butler	Butler	Nimmo	Butler	Butler	Butler	Butler	Butler	Butler	Butler	Butler	Butler
STUD			McCuin	McCuin	McCuin		McCuin		McCuin	McCuin	McCuin	
SS	Staley	Staley	Staley	Coffey	Coffey	Staley	Staley	Staley	Staley	Staley	Staley	Staley
CB	Phillips	Phillips	Phillips	Phillips	Phillips	Phillips	Phillips	Phillips	Phillips	Phillips	Phillips	Phillips

SPECIALIST STARTERS

Position	TAMC	OSU	CAL	CMU	UH	WYO	WSU	BSU	UNM	UNLV	USU	AFA
KO	Plascencia	Plascencia	Lopez	Plascencia	Plascencia	Plascencia	Plascencia	Plascencia	Plascencia	Plascencia	Plascencia	Plascencia
PK	Plascencia	-	Lopez	Lopez	Plascencia	Plascencia	Plascencia	Plascencia	Plascencia	Plascencia	Plascencia	Plascencia
Holder	Pastula	-	Pastula	Pastula	Pastula	Pastula	Pastula	Pastula	Pastula	Pastula	Pastula	Pastula
Punter	Pastula	Pastula	Pastula	Pastula	Pastula	Pastula	Pastula	Pastula	Pastula	Pastula	Pastula	Pastula
LS	Wintermeyer	Wintermeyer	Wintermeyer	Wintermeyer	Wintermeyer	Wintermeyer	Wintermeyer	Wintermeyer	Wintermeyer	Wintermeyer	Wintermeyer	Wintermeyer
KOR	Poke	Poke	Poke	Poke	Poke	Poke	Poke	Poke	Napier	Poke	Poke	Poke
PR	Welsh	M. Shaw	M. Shaw	M. Shaw	M. Shaw	M. Shaw	M. Shaw	M. Shaw	M. Shaw	M. Shaw	M. Shaw	M. Shaw

PARTICIPATION CHART

	TAMC	OSU	CAL	CMU	UH	WYO	WSU	BSU	UNM	UNLV	USU	AFA
Dressed	80	80	72	74	74	74	76	74	75	74	69	72
Played	67	58	58	56	51	55	53	54	50	52	55	54
Seniors	26	24	23	23	19	20	20	21	21	19	19	20
Juniors	19	16	17	18	17	19	17	19	15	16	18	19
Sophomores	15	13	13	10	9	9	8	10	9	9	11	10
Freshman (RS/True)	7	5	5	5	6	7	8	4	5	6	7	5
Started	22	22	22	22	22	22	22	22	22	22	22	22
Seniors	8	7	10	10	9	11	11	10	9	10	11	11
Juniors	7	8	6	8	8	7	5	6	6	5	5	5
Sophomores	5	5	4	2	3	4	4	5	5	4	5	5
Freshman (RS/True)	2	2	2	2	2	1	2	1	2	3	1	1
Making SDSU Debut	30	0	1	3	0	0	1	0	0	0	1	0
Making 1st SDSU Start	19	0	1	0	2	1	0	1	1	0	0	1

CAREER START CHART (Offense/Defense)

Player, Pos.	Yr.	Career Starts	Consecutive Starts	2024	2023	2022	2021	2020	2019
Marquez Cooper, RB	Sr.	53	44	12	12	12	13	4	-
Nate Bennett, WR	Sr.	43	12	12	9	11	11	0	-
Nate Williams, OL	Sr.	39	36	12	11	13	4	0	-
Bryce Phillips, CB	Sr.	34	34	12	11	11	JC	-	-
Marlem Louis, EDGE	Sr.*	30	0	3	13	10	4	0	RS
Ja'Shaun Poke, WR	Sr.*	28	3	11	0	5	8	4	RS
Ross Ulugalu-Maseuli, OL	Jr.	28	12	12	10	6	RS	-	-
Kyle Moretti, LB	Sr.	25	0	3	9	12	1	-	-
Brayden Bryant, OL	Sr.	22	12	12	0	10	-	-	-
Daleson Staley, S	So.	21	7	10	11	RS	-	-	-
Mekhi Shaw, WR	Sr.	19	6	6	7	5	1	RS	-
Tupu Alualu, DL	Sr.	18	3	6	12	JC	JC	-	-
Christian Jones, OL	Jr.	18	12	12	6	0	RS	-	-
Cody Moon, LB	Sr.	16	1	2	5	9	0	-	-
Louis Brown IV, WR	Jr.	15	0	6	7	2	-	-	-
Kenan Christon, RB	Sr.*	13	0	0	10	0	0	0	3
Trey White, EDGE	So.	13	13	12	1	RS	-	-	-
Krishna Clay, DL	So.	12	12	12	-	-	-	-	-
Chris Johnson, CB	Jr.	12	12	12	0	0	-	-	-
Eric Butler, S	Jr.	11	9	11	0	0	-	-	-
Deshawn McCuin, S	Sr.*	10	0	7	2	0	1	0	RS
Danny O'Neil, QB	Fr.	11	9	11	-	-	-	-	-
Michael Harrison, TE	Sr.	10	2	4	4	2	0	RS	-
Tano Letuli, LB	So.	10	6	10	0	-	-	-	-

Player, Pos.	Yr.	Career Starts	Consecutive Starts	2024	2023	2022	2021	2020	2019
Tyler McMahan, OL	Jr.	8	0	8	-	-	-	-	-
Myles Murao, OL	Jr.	8	0	2	6	0	RS	-	-
Brady Nassar, EDGE	So.	8	5	8	0	-	-	-	-
Jude Wolfe, TE	Sr.*	8	0	8	0	0	0	0	RS
Owen Chambliss, LB	Fr.	7	0	7	RS	-	-	-	-
Teivis Tuiofi, DL	Sr.	6	1	6	0	0	0	RS	-
Josh Hunter, S	So.	5	0	0	5	RS	-	-	-
Jaylan Armstead, RB	Sr.	4	0	0	2	2	0	RS	-
Sam Benjamin, DL	Jr.	4	0	4	0	0	-	-	-
Joseph Barjon, OL	Jr.	4	0	1	3	0	-	-	-
JD Coffey II, S	Sr.	3	0	2	1	0	0	-	-
Ezekiel Larry, EDGE	So.	3	0	0	3	RS	-	-	-
Phillippe Wesley, WR	Jr.	3	0	0	3	0	RS	-	-
DJ Herman, LB	Jr.	2	0	2	0	0	0	RS	-
William Nimmo Jr., S	Sr.*	2	0	1	1	0	0	0	-
Brady Anderson, LB	Jr.	1	0	0	1	RS	0	-	-
Cam Davis, RB	Jr.	1	0	0	1	0	RS	-	-
Saipale Fuimaono, OL	Jr.	1	1	1	-	-	-	-	-
Jordan Napier, WR	Fr.	1	0	1	RS	-	-	-	-

* - Utilizing extra year of eligibility offered by the NCAA due to COVID-19 pandemic

2024 MISCELLANEOUS STATISTICS

MISCELLANEOUS

Game	Coin Toss	KO/Receive	1st Off. Play	1st Off. Poss	1st Def. Poss.	Game Time	Game Length	Jersey	Pants	Result
A&M-Commerce	TAMUC won, def.	Receive	Cooper rush	Punt	TO on Downs	5:05 p.m. PT	3:21	Black	Black	W, 45-14
Oregon State	OSU won, def.	Receive	O'Neil pass (inc.)	Punt	Touchdown	7:37 p.m. PT	3:00	Black	Black	L, 0-21
at California	CAL won, rec.	KO	Cooper rush	Punt	Punt	7:35 p.m. PT	3:28	White	Black	L, 10-31
at Central Michigan	SDSU won, def.	KO	Cooper rush	TO on Downs	Field Goal	3:32 p.m. ET	3:32	White	Black	L, 21-22
Hawai'i	UH won, def.	Receive	O'Neil pass (comp.)	Punt	Punt	5:02 p.m. PT	3:28	Black	Black	W, 27-24
at Wyoming	WYO won, def.	Receive	O'Neil pass (inc.)	Punt	Punt	1:32 p.m. MT	3:36	White	Black	W, 27-24
Washington State	WSU won, def.	Receive	O'Neil pass (comp.)	Punt	Touchdown	7:38 p.m. PT	3:32	Black	Black	L, 26-29
at Boise State	BSU won, def.	Receive	O'Neil pass (inc.)	Punt	Touchdown	6:10 p.m. MT	3:12	White	Black	L, 24-56
New Mexico	SDSU won, def.	KO	Cooper rush	Punt	Punt	7:35 p.m. PT	3:15	Black	Black	L, 16-21
at UNLV	SDSU won, def.	KO	Cooper rush	Interception	Punt	7:37 p.m. PT	3:44	White	Black	L, 20-41
at Utah State	USU won, def.	Receive	Cooper rush	TO on Downs	Punt	1:32 p.m. MT	3:12	White	Black	L, 20-41
Air Force	SDSU won, def.	KO	O'Neil pass (comp.)	Touchdown	Touchdown	7:40 p.m. PT	2:49	Black	Black	L, 20-31

AVERAGE STARTING FIELD POSITION

Category	San Diego State	Opponents
Drives Started	138	139
Cumulative Starting Yard Line	4,306	3,705
Average Field Position	Own 31.20	Own 26.65
Drives Started in Plus Territory/Att. to Score	15/14	11/11
Scores/Touchdowns, Field Goals	10/5,5	5/4,1
Points	49	31
Drives Started Inside/At Own 25	36/42	51/39
Points Scored (TDs/FGs)	109 (13/6)	207 (27/7)

* - kick/punt returns for a touchdown not included. & - overtime possessions not included

SDSU OFFENSIVE POSSESSIONS (DEF/ST SCORES NOT INCLUDED)

Game	Poss.	TD	FG	MFG	Punt	TO	Clock	Downs	3&Out*	PPP^
A&M-Comm.++	11	4	1	1	3	0	0	2	2	2.45
Oregon State	12	0	0	0	8	1	2	0	5	0.00
at California	13	1	1	0	6	2	2	1	3	0.69
at Central Michigan	13	3	0	2	5	0	2	1	3	1.38
Hawai'i	10	3	2	0	5	0	0	0	3	2.40
at Wyoming+	13	2	2	0	7	1	0	1	3	1.38
Washington State	11	3	2	0	4	1	0	1	3	2.18
at Boise State	11	3	1	0	4	2	1	0	6	1.91
New Mexico	10	1	3	0	5	0	1	0	0	1.50
at UNLV	14	3	0	0	6	2	1	2	7	1.29
at Utah State	13	2	2	0	6	0	1	2	5	1.38
Air Force	7	3	0	0	1	0	0	3	0	2.57

* - less if there is a turnover or end of half; must not have earned a first down or scored points. + - indicates team scored a non-offensive touchdown. & - overtime possession included. # - possession/turnover not included when offense never had ball (turnover on special teams). ^ - PATs/2-pt. not included. • - also includes free kick after a safety. @ - safety included

OPPONENT OFFENSIVE POSSESSIONS (DEF/ST SCORES NOT INCLUDED)

Game	Poss.	TD	FG	MFG	Punt	TO	Clock	Downs	3&Out*	PPP^
A&M-Commerce	13	2	0	0	6	3	1	1	4	0.46
Oregon State	11	3	0	2	5	0	0	0	1	1.64
at California	13	4	1	1	3	1	0	1	2	2.08
at Central Michigan	11	2	3	0	5	1	0	0	1	1.91
Hawai'i	10	3	1	0	5	1	1	1	3	2.10
at Wyoming	15	3	1	1	7	2	1	0	4	1.40
Washington State	11	4	0	0	3	0	2	2	2	2.18
at Boise State+	10	7	0	0	2	0	1	0	2	4.20
New Mexico	10	3	0	0	5	0	1	1	1	2.00
at UNLV	14	5	2	0	4	1	1	1	4	2.57
at Utah State	13	6	0	0	4	1	1	1	2	2.77
Air Force	8	4	1	0	1	0	2	0	0	3.38

* - less if there is a turnover or end of half; must not have earned a first down or scored points. + - indicates team scored a non-offensive touchdown. & - overtime possession included. # - possession/turnover not included when offense never had ball (turnover on special teams). ^ - PATs/2-pt. not included. • - also includes free kick after a safety.

DRIVE ANALYSIS

Game	SDSU		OPPONENT	
	TD	FG	TD	FG
A&M-Commerce	6 [^]	1	2	0
Oregon State	0	0	3	0
at California	1	1	4	1
at Central Michigan	3	0	2	3
Hawai'i	3	2	3	1
at Wyoming	3 [^]	2	3	1
Washington State	3	2	4	0
at Boise State	3	1	7 [^]	0
New Mexico	1	3	3	0
at UNLV	3	0	5	2
at Utah State	2	2	6	0
Air Force	3	0	4	1
TOTALS	20	14	46	9

[^] - indicates team scored a non-offensive touchdown. & - overtime drives included

GAME-OPENING DRIVE

Game	SDSU			OPPONENT		
	Pts.	FD	Yds.	Pts.	FD	Yds.
A&M-Commerce	0	0	-9 [^]	0	1	18
Oregon State	0	0	6 [^]	7	3	53
at California	0	1	20	0	0	3
at Central Michigan	0	3	46	3	1	61
Hawai'i	0	1	3	0	0	2 [^]
at Wyoming	0	1	8	0	0	-5 [^]
Washington State	0	1	18	7	3	65
at Boise State	0	0	3 [^]	7	5	66
New Mexico	0	1	11	0	0	-7 [^]
at UNLV	0	0	5 [^]	0	0	7 [^]
at Utah State	0	4	71	0	1	18
Air Force	7	4	76	7	3	81
TOTALS	7	16	258	31	17	362
AVERAGES	0.6	1.3	21.5	2.6	1.4	30.2

[^] - indicates possession ended in a 3-and-out or less

OPENING SECOND-HALF DRIVE

Game	SDSU			OPPONENT		
	Pts.	FD	Yds.	Pts.	FD	Yds.
A&M-Commerce	7	1	66	0	1 ^p	3
Oregon State	0	0	4 [^]	0	1	16
at California	0	0	9 [^]	7	2	85
at Central Michigan	0	0	7 [^]	7	4 ^p	77
Hawai'i	3	2	19	0	0	3
at Wyoming	0	2	27	3	4	50
Washington State	0	0	7 [^]	0	0	-11 [^]
at Boise State	0	0	-6 [^]	7	4	75
New Mexico	0	2	21	0	1	38
at UNLV	0	0	2	7	4	73
at Utah State	0	0	7 [^]	7	4	75
Air Force	0	3	44	7	1	88
TOTALS	10	10	209	45	26	572
AVERAGES	0.8	0.8	17.4	3.8	2.2	47.7

[^] - indicates possession ended in a 3-and-out. ^p - indicates first down gained by penalty.

2024 MISCELLANEOUS STATISTICS

SDSU SCORING DRIVES

Opponent	Plays	Drive Yds.	TOP	Type Of Score	Qtr/Time	Drive Start	Scoring Play
A&M-Comm.	16	48	5:27	FG	1st/0:28	SDSU21	Plascencia 50-yd field goal
	6	66	1:54	TD	3rd/11:34	SDSU34	Cooper 47-yd run
	3	62	0:44	TD	3rd/6:36	SDSU38	Brown 44-yd pass f/O'Neil
	7	95	2:17	TD	4th/14:55	SDSU5	Cooper 7-yd run
	7	79	4:28	TD	4th/6:57	SDSU21	Napier 8-yd pass f/O'Neil
Oregon State	N/A						
at California	8	29	3:40	FG	1st/5:42	CAL40	Lopez 29-yd field goal
	7	75	2:28	TD	4th/11:05	SDSU25	Napier 40-yd pass f/Tupou'ata-Johnson
at Central Mich.	6	75	1:56	TD	1st/6:13	SDSU25	Cooper 3-yd run
	4	17	1:07	TD	2nd/12:43	CMU17	Wolfe 5-yd pass f/O'Neil
	3	73	0:53	TD	2nd/3:30	SDSU27	Wolfe 26-yd pass f/O'Neil
Hawai'i	16	53	6:38	FG	1st/5:35	SDSU42	Plascencia 24-yd field goal
	8	55	3:37	TD	2nd/4:49	SDSU45	Cooper 9-yd run
	9	75	1:47	TD	2nd/0:06	SDSU25	Brown 16-yd pass f/O'Neil
	10	19	4:46	FG	3rd/8:33	UH44	Plascencia 43-yd field goal
	8	87	2:30	TD	4th/7:05	SDSU13	Cooper 2-yd run
at Wyoming	4	6	1:21	FG	1st/6:27	WYO10	Plascencia 22-yd field goal
	8	75	3:54	TD	2nd/5:14	SDSU25	Cooper 4-yd run
	4	80	0:49	TD	4th/13:54	SDSU20	Napier 27-yd pass f/O'Neil
	7	77	3:36	FG	4th/7:35	SDSU18	Plascencia 28-yd field goal
Washington St.	10	47	3:32	FG	1st/12:26	SDSU25	Plascencia 46-yd field goal
	10	60	3:32	FG	1st/0:00	SDSU30	Plascencia 28-yd field goal
	6	60	1:41	TD	2nd/0:17	SDSU40	Cooper 7-yd run
	3	43	1:06	TD	3rd/7:05	WSU43	Bennett 27-yd pass f/Napier
	11	69	5:23	TD	4th/13:39	SDSU31	Cooper 1-yd run
at Boise State	8	52	2:19	FG	2nd/9:12	SDSU40	Plascencia 27-yd field goal
	5	65	1:42	TD	2nd/5:58	SDSU35	Cooper 6-yd run
	16	75	5:28	TD	4th/7:35	SDSU25	Napier 30-yd pass f/O'Neil
	7	54	2:21	TD	4th/0:30	SDSU46	Shaw 30-yd pass f/O'Neil
New Mexico	13	71	5:32	FG	1st/3:08	SDSU25	Plascencia 22-yd field goal
	7	15	2:24	FG	2nd/14:52	UNM28	Plascencia 31-yd field goal
	8	61	2:41	TD	2nd/2:37	SDSU35	Cooper 5-yd pass f/O'Neil
	16	80	5:20	FG	3rd/1:39	SDSU10	Plascencia 28-yd field goal
at UNLV	5	40	2:07	TD	2nd/3:25	UNLV40	Brown 29-yd pass f/O'Neil
	4	75	1:18	TD	3rd/8:22	SDSU25	Poke 46-yd pass f/O'Neil
	8	35	3:06	TD	4th/13:46	UNLV35	O'Neil 1-yd run
at Utah State	9	65	4:22	FG	1st/0:00	SDSU18	Plascencia 35-yd field goal
	6	46	2:26	TD	2nd/7:49	USU46	Cooper 14-yd run
	7	21	3:16	FG	2nd/3:16	USU33	Plascencia 30-yd field goal
	11	75	2:36	TD	4th/0:32	SDSU25	Shaw 12-yd pass f/Tupou'ata-Johnson
Air Force	10	76	3:57	TD	1st/6:00	SDSU24	Cooper 7-yd run
	14	83	6:01	TD	2nd/0:25	SDSU17	Cooper 2-yd run
	7	24	2:00	TD	4th/13:54	SDSU26	Cooper 8-yd pass f/O'Neil

OPPONENT SCORING DRIVES

Opponent	Plays	Drive Yds.	TOP	Type Of Score	Qtr/Time	Drive Start	Scoring Play
A&M-Comm.	10	75	4:08	TD	2nd/0:59	AMC25	Oakmon 1-yd run
	8	65	4:18	TD	3rd/2:17	AMC35	Allison 6-yd pass f/Rodriguez
Oregon State	5	53	1:53	TD	1st/11:47	OSU47	Griffin 16-yd run
	13	98	8:04	TD	4th/14:53	OSU2	Hankerson 15-yd run
	5	42	2:58	TD	4th/4:36	SDSU42	Coufield 21-yd pass f/McCoy
at California	7	69	3:17	TD	1st/2:25	CAL31	Mendoza 8-yd run
	8	85	3:55	TD	3rd/9:36	CAL15	Calloway 7-yd run
	13	90	5:37	TD	3rd/1:30	CAL10	Dyches 20-yd pass f/Mendoza
	5	-5	1:50	FG	4th/13:33	SDSU25	Coe 48-yd field goal
	3	75	1:17	TD	4th/9:48	CAL25	Hunter 15-yd pass f/Mendoza
at Central Mich.	6	61	2:28	FG	1st/12:26	CMU32	Mattson 25-yd field goal
	12	75	5:42	TD	1st/0:31	CMU25	Lukes 8-yd pass f/Labas
	12	59	3:04	FG	2nd/0:26	CMU25	Mattson 34-yd field goal
	15	77	5:52	TD	3rd/5:52	CMU23	Harris 1-yd run
	15	52	1:51	FG	4th/0:05	CMU20	Mattson 46-yd field goal
Hawai'i	15	77	4:49	FG	1st/0:43	UH10	Matsuzawa 30-yd field goal
	6	77	2:50	TD	2nd/1:53	UH23	Hines 23-yd pass f/Schager
	12	75	6:27	TD	3rd/2:06	UH25	Ashlock 6-yd pass f/Schager
	14	89	5:48	TD	4th/9:44	UH11	Cenacle 23-yd pass f/Schager
at Wyoming	2	75	0:41	TD	1st/5:46	WYO25	Sargent 70-yd pass f/Svoboda
	12	75	5:54	TD	1st/9:08	WYO25	Scott 1-yd run
	15	50	4:55	FG	3rd/10:05	WYO25	Hayland 42-yd field goal
	6	78	2:17	TD	3rd/14:50	WYO22	Svoboda 51-yd run
Washington St.	5	65	1:37	TD	1st/12:26	WSU35	Mathers 26-yd pass f/Mateer
	16	74	7:37	TD	2nd/7:19	WSU26	Mateer 1-yd run
	4	80	1:27	TD	4th/12:09	WSU20	Hernandez 34-yd pass f/Mateer
	7	63	3:28	TD	4th/5:03	WSU37	Mateer 2-yd run
at Boise State	8	66	3:35	TD	1st/10:34	BSU34	Caples 18-yd pass f/Madsen
	10	75	5:48	TD	1st/1:39	BSU25	Caples 19-yd pass f/Madsen
	9	58	3:34	TD	2nd/11:35	BSU42	Strachan 14-yd pass f/Madsen
	13	75	5:36	TD	2nd/0:22	BSU25	Caples 14-yd pass f/Madsen
	9	75	4:47	TD	3rd/10:13	BSU25	Jeanty 4-yd run
	13	90	6:27	TD	4th/13:03	BSU25	Jeanty 4-yd run
	8	75	4:32	TD	4th/7:35	BSU25	Crowe 2-yd run
New Mexico	4	99	1:24	TD	1st/8:46	UNM1	Sanders 51-yd run
	2	81	0:32	TD	1st/2:32	UNM19	Sanders 68-yd run
	9	65	3:25	TD	4th/13:07	UNM35	Davis 8-yd pass f/Dampier
at UNLV	4	50	2:08	TD	1st/4:05	SDSU50	Ballungay 2-yd pass f/Williams
	9	70	3:02	TD	2nd/14:24	UNLV30	Burrell 20-yd run
	6	38	2:12	TD	2nd/9:20	SDSU38	Thomas 4-yd run
	5	47	0:45	TD	2nd/0:16	SDSU47	Williams 12-yd run
	3	73	3:48	TD	3rd/9:40	UNLV27	Williams 7-yd run
	5	47	1:36	FG	3rd/6:46	UNLV25	Chittenden 46-yd field goal
	10	72	4:09	FG	4th/9:37	UNLV25	Chittenden 21-yd field goal
at Utah State	3	65	1:23	TD	2nd/1:53	USU35	Barnes 19-yd run
	8	65	1:15	TD	2nd/0:16	USU35	Page 9-yd pass f/Barnes
	8	75	4:02	TD	3rd/10:58	USU25	Sterzer 10-yd pass f/Barnes
	9	80	3:50	TD	4th/12:26	USU20	Page 6-yd pass f/Barnes
	4	80	1:25	TD	4th/8:07	USU20	White 5-yd run
	6	41	3:10	TD	4th/3:08	SDSU41	Turner 1-yd run
Air Force	9	81	4:55	TD	1st/10:02	AFA19	Carson 1-yd run
	10	75	5:31	TD	1st/0:29	AFA25	Hayes 1-yd run
	10	62	6:02	FG	2nd/6:31	AFA10	Dapore 45-yd field goal
	4	88	2:01	TD	3rd/8:03	AFA12	Harris 76-yd pass f/Hayes
	10	66	5:37	TD	3rd/1:00	AFA34	Carson 14-yd run

2024 MISCELLANEOUS STATISTICS

	San Diego State	Opponents
TOTAL SCORE	256	355
Time Spent in the Lead (<i>Tied 126:28</i>)	177:39	415:43
Total Plays - Yards	799-4,015	852-5,046
Plus Territory: Plays-Yards	326-1,566	362-1,873
Drives with Plays in Plus Territory (<i>OT not included</i>)	74-of-138	75-of-139
First Down Plays-Yards	330-1,658	363-2,174
Average on First Down	5.02	5.99
Rushes-Yards (Avg.)	172-751 (4.37)	233-1,394 (5.24)
Passes-Yards (Avg.)	146-907 (6.21)	131-780 (5.95)
First Down Sacked-Yards (recorded as a rush)	15-(-71)	11-(-54)
First Down Penalties by Opponent-Yards	10-103	15-169
First Down Penalties by Offense-Yards	30-241	20-171
First Downs Made	65	75
First Down Turnovers	5	5
First Down Touchdowns	12	23
Third Down Efficiency (Pct.)	64-177 (36.2)	80-169 (47.3)
Rushing (Pct.)	28-64 (43.8)	41-69 (59.4)
Passing (Pct.)	36-105 (34.3)	38-91 (41.8)
Third Down Sacked-Yards (recorded as a rush)	8-(-68)	9-(-50)
Conversion Penalties	7	6
Third Down Penalties by Opponent-Yards	7-92	7-90
Third Down Penalties by Offense-Yards	16-103	9-75
Yards Gained	1,038	1,082
Average Yards Gained/Att.	5.86	6.40
3rd & Long (9 or more yards)	11-61 (18.0%)	11-47 (23.4%)
3rd & Short (4 or fewer yards)	29-54 (53.7%)	43-72 (59.7%)
Third Down Turnovers	3	1
Third Down Touchdowns	8	6
Fourth Down Efficiency (yards)	17-32 (134)	14-25 (125)
Three and Outs or Less (Must Have Earned 1st Down or Scored)	39	34
Opponent Turnovers-Points (per Turnover)	12-52 (4.3)	9-36 (4.0)
* - indicates an additional turnover gained in overtime		
Scores-Times in the Red Zone (Points)	30-38 (160)	42-46 (269)
Plays-Yards	126-281	127-552
Third Down Efficiency	7-28	8-22
Scores-Times in Goal to Go (Points)	22-26 (121)	27-28 (171)
Plays-Yards	67-114	68-145
Explosive Plays (20-Plus Yards)	41	48
Rushing	11	20
Passing	32	28
Yards by Quarter:		
First	923	1,288
Second	1,189	1,230
Third	844	1,253
Fourth	1,059	1,275

FIRST DOWNS EARNED

Name	Pass	Receive	Rush	Total
Armstead	0	1	1	2
Bennett	0	10	0	10
Brown IV	0	26	0	26
Chambliss	0	1	0	1
Cooper	0	5	59	64
Davis	0	0	4	4
Harrison	0	7	0	7
Herman	1	0	0	1
Johnson	0	1	0	1
O'Neil	95	0	11	106
Napier	1	12	0	13
Pastula	2	0	0	2
Poke	0	24	0	24
Shaw	0	8	0	8
Sutton	0	0	1	1
Tupou'ata-Johnson	9	0	2	11
White	0	0	1	1
Wolfe	0	7	0	7

2024 MISCELLANEOUS STATISTICS

RESULT OF SAN DIEGO STATE TURNOVERS

Opponent	Qtr.	Turnover (Player)	Defender	Led To	Pts.*
Oregon State	3	Fumble (O'Neil)	Kane (FF), Taylor (FR)	Touchdown	7
at California	2	Interception (Tupou'ata-Johnson)	Williams (INT)	Missed FG	0
	4	Interception (Tupou'ata-Johnson)	Harris (INT)	TO on Downs	0
at Wyoming	2	Interception (O'Neil)	Shay (INT)	Missed FG	0
Washington St.	4	Interception (O'Neil)	Al-Uqadah (INT)	Touchdown	8
at Boise State	1	Interception (O'Neil)	McCoy (INT)	Touchdown	7
	1	Interception (O'Neil)	Teubner (INT)	Touchdown	7
at UNLV	1	Interception (O'Neil)	Oliver (INT)	TO on Downs	0
	2	Interception (O'Neil)	Catalon (INT)	Touchdown	7

San Diego State's 9 turnover resulted in 36 points for its opponents.
+ - indicates turnover was gained in overtime

RESULT OF OPPONENT TURNOVERS

Opponent	Qtr.	Turnover (Player)	Defender	Led To	Pts.*
A&M-Comm.	2	Fumble (Wilson)	Johnson (FF), Clay (FR)	Punt	0
	3	Fumble (Rodriguez)	White (FF), Letuli (FR)	Touchdown	6
	4	Interception (Rodriguez)	Coffey (INT)	Touchdown	7
	2	Interception (Mendoza)	Letuli (INT)	Punt	0
at California	2	Interception (Mendoza)	Letuli (INT)	Punt	0
at Central Mich.	2	Fumble (Kent)	Johnson (FF), Anderson (FR)	Touchdown	7
	4	Interception (Labas)	Phillips (INT)	Missed FG	0
Hawai'i	2	Interception (Schager)	Whitmore (INT)	Touchdown	7
at Wyoming	1	Interception (Svoboda)	Johnson (INT)	Field Goal	3
	1	Interception (Svoboda)	Butler (INT)	Touchdown	7
Washington State	3	Muffed Punt (Freeman)	Whitmore (FR)	Touchdown	7
at UNLV	4	Fumble (Friel)	Butler (FF), Staley (FR)	TO on Downs	0
at Utah State	2	Interception (Petras)	Nassar (INT)	Touchdown	7

Opponent's 12 turnovers resulted in 51 points for San Diego State
+ - indicates turnover was gained in overtime

TURNOVER ANALYSIS

	TO	Opp. Pts.	TD/FG	Pts./TO*
San Diego State	9	36	5/0	4.00
Opponent	12	51	7/1	4.25

+ - indicates an additional turnover was lost in overtime

TURNOVERS LOST

Name	TO's Lost	Fum.	Int.	Points	^PPT
Danny O'Neil	7	1	6	36	5.14
Javance Tupou'ata Johnson	2	0	2	0	0.0
TOTALS	9	1	8	36	4.00

TO'S Lost - turnovers lost. Fum. - fumbles lost. Int. - Interceptions thrown. Points - points scored by the opponent after a turnover. ^PPT - points per turnover scored by the opponent (does not include turnovers gained in overtime). NOTE: Total turnovers equals FUM and INT.

TURNOVERS GAINED

Name	#TAPO	FF	FR	Int.	Points	^PPT
Anderson	1	0	1	0	3.5	3.50
Butler	2	1	0	1	7	3.50
Clay	1	0	1	0	0	0.00
Coffey	1	0	0	1	7	7.00
Johnson	3	2	0	1	6.5	2.17
Letuli	2	0	1	1	3	1.50
Nassar	1	0	0	1	7	7.00
Phillips	1	0	0	1	0	0.00
Staley	1	0	1	0	0	0.00
White	1	1	0	0	3	3.00
Whitmore	2	0	1	1	14	7.00
TOTALS	16	4	5	7	51	4.25

#TAPO - turnovers a part of (FF, FR, Int.). FF - forced fumbles, FR - fumbles recovered. Int. - Interceptions. Points - points scored off an opponent's turnover (NOTE: fumbles forced and fumbles recovered are each awarded half the points for SDSU's score ex.: a touchdown and PAT after a fumble gives each player 3.50 points). ^PPT - points per turnover scored by SDSU (+ - indicates an additional turnover was gained in overtime. * - total turnovers equals FR and Int.)

2024 MISCELLANEOUS STATISTICS

SAN DIEGO STATE BIG OFFENSIVE PLAYS (20+ YARDS) (41 overall)

Game	Player	Type	Down & Dist.	Yards
A&M-Commerce (7)	O'Neil/Brown IV	Pass	2nd & 4	39
	Cooper	Rush	3rd & 2	47
	O'Neil/Brown IV	Pass	1st & 10	44
	Cooper	Rush	1st & 10	38
	O'Neil/Napier	Pass	3rd & 4	29
	O'Neil	Rush	1st & 10	28
	Cooper	Rush	2nd & 6	28
Oregon State (2)	O'Neil/Cooper	Pass	3rd & 12	21
	O'Neil/Brown IV	Pass	1st & 10	35
at California (2)	Tupou'ata-Johnson/Poke	Pass	1st & 10	20
	Tupou'ata-Johnson/Napier	Pass	3rd & 4	40
at Central Mich. (5)	O'Neil/Bennett	Pass	3rd & 8	34
	O'Neil/Brown IV	Pass	2nd & 17	43
	Cooper	Rush	1st & 10	47
	O'Neil/Wolfe	Pass	2nd & 10	26
	O'Neil/Brown IV	Pass	2nd & 9	41
	O'Neil/Brown IV	Pass	1st & 10	30
	Cooper	Rush	1st & 10	31
Hawai'i (3)	O'Neil/Bennett	Pass	2nd & 10	48
	O'Neil/Wolfe	Pass	1st & 10	32
	O'Neil/Napier	Pass	3rd & 10	53
at Wyoming (5)	O'Neil/Napier	Pass	1st & 10	27
	O'Neil/Bennett	Pass	1st & 10	41
	Cooper	Rush	1st & 10	26
	Herman/Poke	Pass	4th & 4	21
	Davis	Rush	1st & 15	38
Washington St. (5)	Napier/Bennett	Pass	1st & 10	27
	Cooper	Rush	2nd & 4	20
	O'Neil/Napier	Pass	3rd & 9	31
	O'Neil/Napier	Pass	3rd & 13	40
	Cooper	Rush	2nd & 10	42
at Boise State (4)	O'Neil/Napier	Pass	4th & 5	30
	O'Neil/Shaw	Pass	3rd & 12	30
	O'Neil/Napier	Pass	2nd & 5	40
New Mexico (1)	O'Neil/Napier	Pass	2nd & 5	40
at UNLV (2)	O'Neil/Brown IV	Pass	2nd & 10	29
	O'Neil/Poke	Pass	1st & 10	46
at Utah State (3)	O'Neil	Rush	1st & 10	34
	O'Neil/Brown IV	Pass	2nd & 12	42
	O'Neil/Brown IV	Pass	3rd & 22	29
Air Force (2)	O'Neil/Cooper	Pass	1st & 10	20
	O'Neil/Brown IV	Pass	1st & 10	36

RED indicates touchdown scored on the play

OPPONENT BIG OFFENSIVE PLAYS (20+ YARDS) (48 overall)

Game	Player	Type	Down & Dist.	Yards
A&M-Commerce (2)	Rodriguez/Bilbo	Pass	3rd & 4	27
	Oakman	Rush	1st & 10	24
Oregon State (3)	Johnson	Rush	1st & 10	23
	McCoy/Walker	Pass	3rd & 11	41
	McCoy/Caufield	Pass	3rd & 3	21
at California (5)	Thomas	Rush	2nd & 6	37
	Thomas	Rush	3rd & 1	57
	Mendoza/Grizzell	Pass	3rd & 10	21
	Mendoza/Dyches	Pass	1st & 10	20
	Calloway	Rush	2nd & 10	60
at Central Mich. (3)	Labas/Harris	Pass	2nd & 10	60
	Chapeau/Whiteside	Pass	4th & 3	23
	Labas/Lukes	Pass	2nd & 8	43
Hawai'i (3)	Schager/Cenacle	Pass	2nd & 10	20
	Schager/Hines	Pass	1st & 10	23
	Schager/Cenacle	Pass	2nd & 12	23
at Wyoming (4)	Svoboda/Sargent	Pass	2nd & 5	70
	Scott	Rush	1st & 10	27
	Svoboda	Rush	1st & 10	51
	Svoboda	Rush	1st & 10	24
	Williams	Rush	1st & 10	22
Washington St. (5)	Mateer/Mathers	Pass	2nd & 8	26
	Mateer/Meredith	Pass	3rd & 5	25
	Mateer/Williams	Pass	2nd & 1	33
	Mateer/Hernandez	Pass	2nd & 6	34
	Jeanty	Rush	1st & 10	35
at Boise State (2)	Madsen/Strachan	Pass	3rd & 5	22
	Dampier/Medford	Pass	1st & 10	35
New Mexico (5)	Sanders	Rush	1st & 10	51
	Sanders	Rush	1st & 10	68
	Dampier/Trujillo	Pass	3rd & 17	43
	Dampier	Rush	3rd & 2	27
	Williams/White III	Pass	3rd & 1	21
at UNLV (8)	De Jesus	Rush	1st & 10	43
	Williams/Ballungay	Pass	2nd & 16	29
	Burrell	Rush	1st & 10	20
	Williams/White III	Pass	1st & 10	22
	Williams/De Jesus	Pass	1st & 10	25
	Williams/McGee	Pass	1st & 10	47
	James	Rush	2nd & 1	22
	Turner	Rush	1st & 10	26
at Utah State (5)	Faison	Rush	1st & 10	23
	Barnes	Rush	2nd & 5	39
	Barnes	Rush	1st & 10	63
	Barnes/White	Pass	1st & 10	45
	Engel/Roznos	Pass	3rd & 8	52
Air Force (3)	Frew	Rush	2nd & 8	23
	Hayes/Harris	Pass	2nd & 8	76

RED indicates touchdown scored on the play

SAN DIEGO STATE BIG OFFENSIVE PLAYS (20+ YARDS)

Name	Total	Rushing	Receiving	20-29	30-39	40-49	50-59	60-69	70-79	80-89	90-99
Nate Bennett, WR	4		4	1	1	2					
Louis Brown IV, WR	10		10	2	4	4					
Marquez Cooper, RB	10	8	2	5	2	3					
Cam Davis, RB	1	1			1						
Jordan Napier, WR	8		8	2	2	3	1				
Danny O'Neil, QB	2	2		1	1						
Ja'Shaun Poke, WR	3		3	2		1					
Mekhi Shaw, WR	1		1		1						
Jude Wolfe, TE	2		2	1	1						
SDSU TOTALS	41	11	30	14	13	13	1				
OPPONENT	48	21	27	26	6	6	4	4	2		

2024 MISCELLANEOUS STATISTICS

SEASON HIGHS

POINTS SCORED

18, Marquez Cooper vs. Air Force (Nov. 30)
12, Marquez Cooper vs. A&M-Commerce (Aug. 31)
12, Jude Wolfe at Central Michigan (Sept. 28)
12, Marquez Cooper vs. Hawai'i (Oct. 5)
12, Marquez Cooper vs. Washington State (Oct. 26)

TOUCHDOWNS SCORED

3, Marquez Cooper vs. Air Force (Nov. 30)
2, Marquez Cooper vs. A&M-Commerce (Aug. 31)
2, Jude Wolfe at Central Michigan (Sept. 28)
2, Marquez Cooper vs. Hawai'i (Oct. 5)
2, Marquez Cooper vs. Washington State (Oct. 26)

MOST RUSHING ATTEMPTS

35, Marquez Cooper vs. New Mexico (Nov. 8)
34, Marquez Cooper at Central Michigan (Sept. 28)
30, Marquez Cooper vs. Hawai'i (Oct. 5)

MOST RUSHING YARDS

223, Marquez Cooper vs. A&M-Commerce (Aug. 31)
123, Marquez Cooper vs. New Mexico (Nov. 8)
118, Marquez Cooper at Utah State (Nov. 23)

MOST RUSHING TOUCHDOWNS

2, 4x, by Marquez Cooper

LONGEST RUSH

47, Marquez Cooper vs. A&M-Commerce (Aug. 31)
47, Marquez Cooper at Central Michigan (Sept. 28)
42, Marquez Cooper at Boise State (Nov. 1)
38, 2x, last: Cam Davis vs. Washington St. (Oct. 26)

MOST PASSING ATTEMPTS

41, Danny O'Neil vs. New Mexico (Nov. 8)
34, Danny O'Neil vs. Washington State (Oct. 26)
33, Danny O'Neil vs. A&M-Commerce (Aug. 31)
33, Danny O'Neil vs. Hawai'i (Oct. 5)

MOST PASSING COMPLETIONS

26, Danny O'Neil vs. New Mexico (Nov. 8)
24, Danny O'Neil vs. Hawai'i (Oct. 5)
24, Danny O'Neil vs. Air Force (Nov. 30)
23, Danny O'Neil at Utah State (Nov. 23)

THIRD DOWN EFFICIENCY ANALYSIS

	Total	Pct.	1	2	3	4	5	6	7	8	9	10	11+	Longest	Converted
SAN DIEGO STATE	64-177	36.16	12-15	4-9	3-7	5-14	5-15	7-14	3-8	6-16	3-8	2-10	9-39	3rd & 22 at USU	
OPPONENTS	80-169	47.34	19-23	7-15	9-15	10-17	5-10	6-12	7-12	4-11	1-6	5-12	6-31	3rd & 17 vs. UNM	

GOAL TO GO

	No.	Score	TD	FG	MFG	Downs	TOs	Half	Game	Points^	PPP
SAN DIEGO STATE	19	17	13	4	0	1	1	0	0	90	4.74
OPPONENTS	24	22	19	3	0	1	1	0	0	123	5.13

^ - does not include PAT. PPP - points per possession

PUNT ANALYSIS

	Punts	Yards	Avg.	TB	Returns	Yards	Avg.	Net Avg.	Pct. Not Returned	In 20	In 10	In 5	Opp. Territory No.	Yds.	Adj. 50 & Out No.	Avg.
Tyler Pastula	58	2,675	46.1	8	20	115	5.8	41.4	65.5	18	10	6	10	408	48	47.2
Danny O'Neil	1	20	20.0	0	0	0	0.0	20.0	0.00	0	0	0	1	20	0	0.0
TEAM (blocked punts)	1	4	4.0	0	0	0	0	0	0.00	0	0	0	0	0	0	0.0
TOTAL	60	2,699	45.0	8	20	115	5.8	40.4	66.7	18	10	6	11	428	48	47.3
OPPONENTS	48	1,887	39.3	1	16	94	5.9	36.9	66.7	15	5	1	7	226	41	40.5

Returns - times the opponent returned a punt. Yards - yards for the returned punts. Avg. - yards per returned punt. Pct. Not Returned - percent of punts that were not returned. In 20 - inside the 20. In 10 - inside the 10. In 5 - inside the 5. Opp. Territory - number and yards of punts inside opponents territory. Adj. 50 & Out - punt average excluding punts inside opponents territory.

KICKOFF ANALYSIS

	Total	RET	FC	MUF	NA	TB	In 20	In 25	OB	OnS	Squib	Total YL	Return YL	AFP	AFP w/R
Gabriel Plascencia	50	16	7	0	33	23	9	11	4	1	0	1,238	397	24.76	24.81
Nick Lopez	6	2	1	1	4	3	0	1	0	0	0	157	52	26.17	26.00
TOTAL	56	18	8	1	37	26	9	12	4	1	0	1,395	449	24.91	24.94
OPPONENTS	68	25	0	1	42	39	6	10	2	1	0	1,823	708	26.81	28.32

Does not include penalties. RET - no. of returns. FC - fair catch. MUF - muffed. NA - no attempt at a return. TB - touchback. In 20 - inside 20. In 25 - inside 25. OB out of bounds. OnS - onsidies (does not count for AFP or AFP w/R). Squib - squibs. Total YL - opponent total yard line. Return YL - opponent total yard line on returns. AFP - average field position on kickoffs. AFP w/R - average position on returned kickoffs

MOST FIELD GOALS

3, Gabriel Plascencia vs. New Mexico (Nov. 8)
2, 4x, last: Gabriel Plascencia at Utah State (Nov. 23)

LONGEST FIELD GOAL

50, Gabriel Plascencia vs. A&M-Commerce (Aug. 31)
46, Gabriel Plascencia vs. Washington St. (Oct. 26)
43, Gabriel Plascencia vs. Hawai'i (Oct. 5)

MOST PUNTS

7, Tyler Pastula vs. Oregon State (Sept. 7)
7, Tyler Pastula at Wyoming (Oct. 12)
6, 3x, last: Tyler Pastula at Utah State (Nov. 23)

HIGHEST PUNTING AVERAGE

50.2, Tyler Pastula at Boise State (Nov. 1)
48.6, Tyler Pastula vs. Oregon State (Sept. 7)
48.2, Tyler Pastula at UNLV (Nov. 16)

LONGEST PUNT

79, Tyler Pastula at Boise State (Nov. 1)
75, Tyler Pastula at Wyoming (Oct. 12)
68, Tyler Pastula at Utah State (Nov. 23)
65, Tyler Pastula vs. Hawai'i (Oct. 5)

LONGEST PUNT RETURN

20, Mekhi Shaw at UNLV (Nov. 16)
16, Jordan Napier at Wyoming (Oct. 12)
15, Mekhi Shaw vs. Hawai'i (Oct. 5)

MOST PUNT RETURN YARDS

22, Mekhi Shaw vs. Hawai'i (Oct. 5)
20, Mekhi Shaw at UNLV (Nov. 16)
16, Jordan Napier at Wyoming (Oct. 12)

LONGEST KICKOFF RETURN

61, Jordan Napier vs. New Mexico (Nov. 8)
46, Chris Johnson at Boise State (Nov. 1)
44, Ja'Shaun Poke vs. A&M-Commerce (Aug. 31)

MOST KICKOFF RETURN YARDS

79, Jordan Napier vs. New Mexico (Nov. 8)
61, Ja'Shaun Poke vs. Washington State (Oct. 26)
60, Ja'Shaun Poke vs. Air Force (Nov. 30)

MOST ALL-PURPOSE YARDS

233, Marquez Cooper vs. A&M-Commerce (Aug. 31)
149, Louis Brown IV at Central Michigan (Sept. 28)
142, Ja'Shaun Poke vs. Washington State (Oct. 26)
142, Jordan Npaier vs. New Mexico (Nov. 8)
137, Marquez Cooper vs. Hawai'i (Oct. 5)

MOST TACKLES

15, JD Coffey III at Central Michigan (Sept. 28)
12, Dalesean Staley at Utah State (Nov. 23)
11, Kyle Moretti at Utah State (Nov. 30)
10, Tano Letuli vs. Washington State (Oct. 26)
10, Tano Letli at Boise State (Nov. 1)
10, Kyle Moretti vs. Air Force (Nov. 30)

MOST SACKS

3.0, Trey White at Central Michigan (Sept. 28)
3.0, Trey White vs. Hawai'i (Oct. 5)
2.5, Trey White at California (Sept. 14)
2.0, Trey White at Wyoming (Oct. 12)

MOST TACKLES FOR LOSS

4.0, Trey White at Central Michigan (Sept. 28)
4.0, Trey White vs. Hawai'i (Oct. 5)
3.0, Trey White at Wyoming (Oct. 12)
3.0, Brady Nassar at UNLV (Nov. 16)
2.5, Trey White at California (Sept. 14)

MOST INTERCEPTIONS

1, JD Coffey III vs. A&M-Commerce (Aug. 31)
1, Tano Letuli at California (Sept. 14)
1, Bryce Phillips at Central Michigan (Sept. 28)
1, Jelani Whitmore vs. Hawai'i (Oct. 5)
1, Chris Johnson at Wyoming (Oct. 12)
1, Eric Butler at Wyoming (Oct. 12)
1, Brady Nassar at Utah State (Nov. 23)

LONGEST INTERCEPTION RETURN

68, Bryce Phillips at Central Michigan (Sept. 28)
45, JD Coffey III vs. A&M-Commerce (Aug. 31)
43, Eric Butler at Wyoming (Oct. 12)
42, Chris Johnson at Wyoming (Oct. 12)
20, Tano Letuli at California (Sept. 14)

RED indicates touchdown scored on play

LAST TIME IT HAPPENED

TEAM

Scored, 60 or More Points
Scored, 50 or More Points
Scored, 40 or More Points
Scored, 30 or More Points

Total Offense, 600 Yards or More
Total Offense, 500 Yards or More
Total Offense, 400 Yards or More

Total Offense, 85 or More Plays
Total Offense, 75 or More Plays
30 or More First Downs
25 or More First Downs

Two-Point Conversion

Rushing, 500 Yards or More
Rushing, 400 Yards or More
Rushing, 300 Yards or More
Rushing, 80 or More Attempts
Rushing, 70 or More Attempts
Rushing, 60 or More Attempts
Rushing, 50 or More Attempts
Rushing, 7 or More Touchdowns
Rushing, 6 or More Touchdowns
Rushing, 5 or More Touchdowns
Rushing, 4 or More Touchdowns

Passing, 500 Yards or More
Passing, 400 Yards or More
Passing, 300 Yards or More
Passing, 50 or More Attempts
Passing, 40 or More Attempts
Passing, 30 or More Attempts
Passing, 30 or More Completions
Passing, 25 or More Completions
Passing, 20 or More Completions
Passing, 6 or More Touchdowns
Passing, 5 or More Touchdowns

Shut Out
Shut Out Through 3 Quarters
Shut Out Through Halftime
Shut Out Through 1 Quarter

Recorded a Safety
Allowed No Offensive Touchdowns

Allowed 200 Yards or Less Total Offense
Allowed 100 Yards or Less Total Offense

Allowed 50 Yards or Less Rushing
Allowed 100 Yards or Less Rushing
Allowed 100 Yards or Less Passing

Allowed 10 First Downs or Fewer

Did Not Commit a Turnover
Recorded 6 or More Turnovers
Recorded 5 or More Turnovers
Intercepted 5 or More Passes
Intercepted 4 or More Passes
Intercepted 3 or More Passes
Recovered 4 Fumbles
Recovered 3 Fumbles

San Diego State

Nov. 3, 1990 vs. Utah (66)
Nov. 4, 2017 at San José State* (52)
Aug. 31, 2024 vs. A&M-Commerce (45)
Aug. 31, 2024 vs. A&M-Commerce (45)

Nov. 4, 2017 at San José State* (648)
Oct. 31, 2020 at Utah State* (570)
Nov. 23, 2024 at Utah State* (412)

Nov. 8, 2024 vs. New Mexico* (88)
Nov. 25, 2023 vs. Fresno State* (79)
Dec. 21, 2021 vs. No. 24/25 UTSA (31)
Nov. 8, 2024 vs. New Mexico* (26)

Aug. 31, 2024 vs. A&M-Commerce

Nov. 4, 2017 at San José State* (554)
Oct. 31, 2020 at Utah State* (407)
Sept. 2, 2023 vs. Idaho State (302)
Has not occurred
Nov. 4, 2017 at San José State* (71)
Nov. 4, 2017 at San José State* (71)
Nov. 25, 2023 vs. Fresno State (53)
Sept. 14, 1991 vs. Pacific (7)
Nov. 4, 2017 at San José State* (6)
Nov. 4, 2017 at San José State* (6)
Sept. 2, 2023 vs. Idaho State (4)

Nov. 20, 2010 vs. No. 25 Utah* (528)
Dec. 17, 2011 vs. La.-Lafayette (413)
Dec. 24, 2022 vs. Middle Tennessee (309)
Aug. 31, 2013 vs. Eastern Illinois (64)
Nov. 8, 2024 vs. New Mexico* (42)
Nov. 30, 2024 vs. Air Force* (33)
Nov. 6, 2020 vs. San José State* (30)
Nov. 30, 2024 vs. Air Force* (25)
Oct. 5, 2024 vs. Hawai'i* (24)
Oct. 24, 2009 at Colorado State* (6)
Oct. 24, 2009 at Colorado State* (6)

Aug. 31, 2019 vs. Weber State (W, 6-0)
Sept. 24, 2022 vs. Toledo (W, 17-14)
Nov. 26, 2022 vs. Air Force* (L, 3-13)
Nov. 23, 2024 at Utah State* (L, 20-41)

Sept. 2, 2023 vs. Idaho State (W, 36-28)
Oct. 21, 2023 vs. Nevada* (L, 0-6)

Aug. 31, 2024 vs. A&M-Commerce (180)
Oct. 3, 2015 vs. Fresno State* (89)

Sept. 2, 2023 vs. Idaho State (22)
Aug. 31, 2024 vs. A&M-Commerce (63)
Oct. 21, 2023 vs. Nevada* (98)

Nov. 18, 2022 at New Mexico* (9)

Nov. 30, 2024 vs. Air Force*
Sept. 5, 2015 vs. San Diego (6)
Dec. 24, 2022 vs. Middle Tennessee (5)
Sept. 5, 2015 vs. San Diego (5)
Dec. 17, 2016 vs. Houston (4)
Sept. 2, 2023 vs. Idaho State (3)
Dec. 23, 2014 vs. Navy (4)
Oct. 14, 2023 at Hawai'i* (3)

Opponent

Nov. 26, 2016 vs. Colorado State* (63)
Nov. 1, 2024 at Boise State* (56)
Nov. 23, 2024 at Utah State* (41)
Nov. 30, 2024 vs. Air Force* (31)

Sept. 10, 2016 vs. California (604)
Nov. 16, 2024 at UNLV* (515)
Nov. 30, 2024 vs. Air Force* (404)

Dec. 23, 2017 vs. Army West Point (91)
Nov. 16, 2024 at UNLV* (79)
Nov. 1, 2024 at Boise State* (34)
Sept. 3, 2022 vs. Arizona (25)

Oct. 26, 2024 vs. Washington State

Has not occurred
Dec. 23, 2017 vs. Army West Point (440)
Nov. 23, 2024 at Utah State* (322)
Dec. 23, 2017 vs. Army West Point (87)
Dec. 23, 2017 vs. Army West Point (87)
Nov. 26, 2022 vs. Air Force* (66)
Nov. 23, 2024 at Utah State* (50)
Oct. 18, 2008 at New Mexico* (8)
Oct. 18, 2008 at New Mexico* (8)
Sept. 30, 2022 at Boise State* (5)
Nov. 16, 2024 at UNLV* (4)

Sept. 10, 2016 vs. California (522)
Oct. 14, 2023 at Hawai'i* (427)
Nov. 1, 2024 at Boise State* (322)
Sept. 2, 2023 vs. Idaho State (63)
Oct. 5, 2024 vs. Hawai'i* (44)
Nov. 16, 2024 at UNLV* (32)
Sept. 2, 2023 vs. Idaho State (31)
Nov. 1, 2024 at Boise State* (26)
Nov. 16, 2024 at UNLV* (23)
Has not occurred
Nov. 26, 2016 vs. Colorado State* (5)

Sept. 7, 2024 vs. Oregon State (L, 0-21)
Sept. 7, 2024 vs. Oregon State (L, 0-21)
Sept. 7, 2024 vs. Oregon State (L, 0-21)
Nov. 16, 2024 at UNLV* (L, 20-41)

Nov. 11, 2023 at Colorado State* (L, 19-22)
Sept. 7, 2024 vs. Oregon State (L, 0-21)

Sept. 7, 2024 vs. Oregon State (179)
Oct. 4, 2008 at TCU* (85)

Nov. 26, 2022 vs. Air Force (-1)
Sept. 7, 2024 vs. Oregon State (72)
Oct. 21, 2023 vs. Nevada* (47)

Sept. 7, 2024 vs. Oregon State (7)

Nov. 30, 2024 vs. Air Force*
Has not occurred
Has not occurred
Sept. 23, 2016 vs. Utah* (5)
Aug. 31, 2013 vs. Eastern Illinois (4)
Sept. 9, 2023 vs. UCLA (3)
Nov. 16, 2013 at Hawai'i* (4)
Sept. 26, 2015 at Penn State (3)

LAST TIME IT HAPPENED

TEAM

Scored a Defensive Touchdown
Recorded 10 or More Tackles For Loss
Recorded 5 or More Sacks
No Penalties
Time of Possession, 35 plus minutes

San Diego State

Oct. 12, 2024 at Wyoming* (1)
Nov. 4, 2023 vs. Utah State* (12)
Oct. 12, 2024 at Wyoming* (6)
Sept. 23, 2017 at Air Force*
Nov. 8, 2024 vs. New Mexico* (35:02)

Opponent

Nov. 1, 2024 at Boise State* (1)
Nov. 23, 2024 at Utah State* (13)
Aug. 31, 2018 at No. 13/13 Stanford (5)
Dec. 19, 2018 vs. Ohio
Nov. 16, 2024 at UNLV* (36:55)

INDIVIDUAL

RUSHING

Rushing, 300 Yards or More
Rushing, 250 Yards or More
Rushing, 200 Yards or More
Rushing, 150 Yards or More
Rushing, 100 Yards or More
Had two 100-yard Rushers
Rushing, 40 Times or More
Rushing, 35 Times or More
Rushing, 30 Times or More
Rushing, 25 Times or More
Rushing, 4 Touchdowns or More
Rushing, 3 Touchdowns or More
Rushing, 2 Touchdowns or More
Had a run of 90 yards or More
Had a run of 80 yards or More
Had a run of 70 yards or More
Had a run of 60 yards or More
Had a run of 50 yards or More

300, by Marshall Faulk vs. Hawai'i*, W - 52-28, Nov. 14, 1992
253, by Rashaad Penny at Hawai'i*, W - 28-7, Oct. 28, 2017
223, by Marquez Cooper vs. A&M-Commerce, W - 45-14, Aug. 31, 2024
223, by Marquez Cooper vs. A&M-Commerce, W - 45-14, Aug. 31, 2024
118, by Marquez Cooper at Utah State*, L - 20-41, Nov. 23, 2024
118, by Jordan Byrd and 116, by Chance Bell at New Mexico State, W - 31-10, Sept. 14, 2019
40, by Lynell Hamilton vs. Wyoming*, W - 25-20, Oct. 25, 2003
35, by Marquez Cooper vs. New Mexico*, L - 16-21, Nov. 8, 2024
35, by Marquez Cooper vs. New Mexico*, L - 16-21, Nov. 8, 2024
26, by Marquez Cooper at UNLV*, L - 20-41, Nov. 16, 2024
4, by Rashaad Penny vs. Army West Point, L - 35-42, Dec. 23, 2017
3, by Juwan Washington vs. Sacramento State, W - 28-14, Sept. 8, 2018
2, by Marquez Cooper vs. Air Force*, L - 20-31, Nov. 30, 2024
95, by Rashaad Penny at Arizona State, W - 30-20, Sept. 9, 2017
81, by Rashaad Penny vs. Army West Point, L - 35-42, Dec. 23, 2017
70, by Jalen Mayden vs. Fresno State*, W - 33-18, Nov. 25, 2023
70, by Jalen Mayden vs. Fresno State*, W - 33-18, Nov. 25, 2023
70, by Jalen Mayden vs. Fresno State*, W - 33-18, Nov. 25, 2023

PASSING

Passing, 500 Yards or More
Passing, 400 Yards or More
Passing, 300 Yards or More
Attempted 50 or More Passes
Attempted 40 or More Passes
Attempted 30 or More Passes
Completed 40 or More Passes
Completed 35 or More Passes
Completed 30 or More Passes
Threw Six Touchdown Passes
Threw Five Touchdown Passes
Threw Four Touchdown Passes
Threw Three Touchdown Passes
Completed a Pass of 80 Yards or More
Completed a Pass of 70 Yards or More
Completed a Pass of 60 Yards or More
Completed a Pass of 50 Yards or More

528, by Ryan Lindley vs. No. 25 Utah*, L - 34-38, Nov. 20, 2010
413, by Ryan Lindley vs. Louisiana-Lafayette, L - 30-32, Dec. 17, 2011
309, by Jalen Mayden vs. Middle Tennessee, L - 23-25, Dec. 24, 2022
63, by Adam Dingwell vs. Eastern Illinois, L - 19-40, Aug. 31, 2013
41, by Danny O'Neil vs. New Mexico*, L - 16-21, Nov. 8, 2024
32, by Danny O'Neil vs. Air Force*, L 20-31, Nov. 30, 2024
40, by Todd Santos vs. Stanford, L - 40-44, Oct. 17, 1987
36, by Ryan Lindley vs. No. 25 Utah*, L - 34-38, Nov. 20, 2010
33, by Ryan Agnew vs. Fresno State*, W - 17-7, Nov. 15, 2019
6, by Ryan Lindley at Colorado State*, W - 42-28, Oct. 24, 2009
6, by Ryan Lindley at Colorado State*, W - 42-28, Oct. 24, 2009
4, by Ryan Lindley vs. Cal Poly, W - 49-21, Sept. 3, 2011
3, by Jalen Mayden vs. Utah State*, L - 24-32, Nov. 4, 2023
89, by Christian Chapman to Fred Trevillion vs. Boise State*, L - 14-31, Oct. 14, 2017
73, by Jalen Mayden to Kenan Christon vs. Middle Tennessee, L - 23-25, Dec. 24, 2022
69, by Jalen Mayden to Mekhi Shaw at Hawai'i*, W - 41-34, Oct. 14, 2023
53, by Danny O'Neil to Jordan Napier at Wyoming*, W - 27-24, Oct. 12, 2024

RECEIVING

Caught 15 or More Passes
Caught 10 or More Passes
Had 200 or More Yards Receiving
Had 150 or More Yards Receiving
Had 100 or More Yards Receiving
Had two 100-yard Receivers
Caught Three or More TDs
Caught Two or More TDs

15, by DeMarco Sampson at Colorado State*, W - 42-28, Oct. 24, 2009
10, by Ja'Shaun Pake vs. Washington State, L - 26-29, Oct. 26, 2024
257, by DeMarco Sampson at Colorado State*, W - 42-28, Oct. 24, 2009
175, by Jesse Matthews vs. No. 24/25 UTSA, W - 38-24, Dec. 21, 2021
114, by Louis Brown IV at Utah State*, L - 20-41, Nov. 23, 2024
125, by Gavin Escobar and 102, by Colin Lockett vs. Fresno State, W - 35-28, Dec. 3, 2011
3, by Jesse Matthews at UNLV*, W - 28-20, Nov. 19, 2021
2, by Jude Wolfe at Central Michigan, L - 21-22, Sept. 28, 2024

TOTAL OFFENSE

Had 500 or More Yards Total Offense
Had 400 or More Yards Total Offense
Had 100 Yards Both Passing and Rushing

518, by Ryan Lindley vs. No. 25 Utah, L - 34-38, Nov. 20, 2010
419, by Ryan Lindley vs. Louisiana-Lafayette, L - 30-32, Dec. 17, 2011
229 (passing), 101 (rushing), by Kevin O'Connell at Brigham Young*, L - 16-49, Nov. 6, 2004

SCORING

Accounted for Five or More TDs
Accounted for Four or More TDs
Accounted for Three or More TDs

5, by Ryan Katz vs. Hawai'i*, W - 52-14, Oct. 6, 2012
4, by Jalen Mayden at Fresno State*, L - 28-32, Oct. 29, 2022
3, by Marquez Cooper vs. Air Force*, L - 20-31, Nov. 30, 2024

LAST TIME IT HAPPENED

RETURNS

Returned a Fumble for a Touchdown
 Returned an Interception for a Touchdown
 Returned a Kickoff for a Touchdown
 Returned a Punt for a Touchdown
 Returned a Two-Point Conversion
 Returned a Blocked Punt for a Touchdown
 Returned a Blocked Field Goal for a Touchdown

0, by Tano Letuli vs. A&M-Commerce, W - 45-14, Aug. 31, 2024
 43, by Eric Butler at Wyoming*, W - 27-24, Oct. 12, 2024
 95, by Jordan Byrd vs. San Jose State*, W - 43-27, Nov. 12, 2022
 66, by Jordan Byrd vs. Idaho State, W - 38-7, Sept. 10, 2022
 David Lamar at New Mexico State, W - 26-16, Sept. 28, 2013
 Tyrell Shavers at Boise State*, L - 13-35, Sept. 30, 2022
 Has not happened since start of 2003 season

DEFENSE

Intercepted Three or More Passes
 Intercepted Two or More Passes
 Recovered Three or More Fumbles
 Recovered Two or More Fumbles
 Recorded 15 or More Tackles
 Recorded 10 or More Tackles
 Recorded Three or More Quarterback Sacks
 Recorded Two Quarterback Sacks
 Recorded Four Tackles for Loss
 Recorded Three Tackles for Loss

3, by Luq Barcoo at Colorado State*, W - 24-10, Oct. 5, 2019
 2, by Patrick McMorris vs. Boise State*, W - 27-16, Nov. 26, 2021
 Has not occurred
 2, by Kirk Morrison at New Mexico*, L - 8-15, Nov. 9, 2002
 15, by JD Coffey III at Central Michigan, L - 21-22, Sept. 28, 2024
 12, by Dalesean Staley at Utah State*, L - 10-41, Nov. 23, 2024
 3.0, by Trey White vs. Hawai'i*, W - 27-24, Oct. 5, 2024
 3.0, by Trey White vs. Hawai'i*, W - 27-24, Oct. 5, 2024
 4.0, by Trey White vs. Hawai'i*, W - 27-24, Oct. 5, 2024
 3.0, by Brady Nassar at UNLV*, L - 20-41, Nov. 16, 2024

SPECIAL TEAMS

Scored 15 or More Points Kicking
 Scored 10 or More Points Kicking
 Kicked Five or More Field Goals
 Kicked Four or More Field Goals
 Kicked Three or More Field Goals
 Kicked Two Field Goals of 50 or More Yards
 Kicked a 50-yard Field Goal
 Kicked a Punt 70 or More Yards
 Kicked a Punt 60 or More Yards
 Punted Nine or More Times
 Totaled 100 or More Kick Return Yards
 Totaled 100 or More Punt Return Yards
 Blocked a Punt
 Blocked a Field Goal
 Blocked a PAT

15, by Jack Browning vs. Fresno State*, W - 33-18, Nov. 25, 2023
 10, by Gabriel Plascencia vs. New Mexico*, L - 16-21, Nov. 8, 2024
 Has not occurred
 4, by Jack Browning vs. Fresno State*, W - 33-18, Nov. 25, 2023
 3, by Gabriel Plascencia vs. New Mexico*, L - 16-21, Nov. 8, 2024
 51 and 50, by Chris O'Brien vs. New Mexico, W - 37-31, Nov. 17, 1984
 50, by Gabriel Plascencia vs. A&M-Commerce, W - 45-14, Aug. 31, 2024
 79, by Tyler Pastula at Boise State*, L - 24-56, Nov. 1, 2024
 68, by Tyler Pastula at Utah State*, L - 20-41, Nov. 23, 2024
 10, by Jack Browning at Boise State*, L - 13-35, Sept. 30, 2022
 104, by Kenan Christon vs. Boise State*, L - 31-34, Sept. 22, 2023
 106, by Lloyd Mills vs. South Alabama, L - 27-34 (ot), Sept. 19, 2015
 Chris Johnson at UNLV*, L - 20-41, Nov. 16, 2024
 Cedarius Barfield at Fresno State, L - 28-32, Oct. 29, 2022
 Caden McDonald vs. Utah State, L, 13-46, Dec. 4, 2021

SNAPDRAGON STADIUM RECORDS

TEAM SINGLE-GAME

Points

Most Points

- 45 vs. Texas A&M-Commerce (W, 45-14), Aug. 31, 2024
- 43 vs. San Jose State* (W, 43-27), Nov. 12, 2022
- 38 vs. Idaho State (W, 38-7), Sept. 10, 2022
- 36 vs. Idaho State (W, 36-28), Sept. 2, 2023
- 33 vs. Fresno State* (W, 33-18), Nov. 25, 2023

Opp: 38 by Arizona (L, 20-38), Sept. 3, 2022

Bowl: 52 by Syracuse (52-35 vs. Washington State), Dec. 27, 2024

Fewest Points Allowed

- 6 vs. Nevada* (L, 0-6), Oct. 21, 2023
- 7 vs. Idaho (W, 38-7), Sept. 10, 2022
- 10 vs. UNLV* (W, 14-10), Nov. 5, 2022
- 13 vs. Ohio (W, 20-13), Aug. 26, 2023
- 13 vs. Air Force* (L, 3-13), Nov. 26, 2022

Bowl: 35 by Syracuse (52-35 vs. Washington State), Dec. 27, 2024

Most Points / Both Teams

- 70 vs. San Jose State* (W, 43-27), Nov. 12, 2022
- 65 vs. Boise State* (L, 31-34), Sept. 22, 2023
- 64 vs. Idaho State (W, 36-28), Sept. 2, 2023
- 59 vs. Texas A&M-Commerce (W, 45-14), Aug. 31, 2024
- 58 vs. Arizona (L, 20-38), Sept. 3, 2022

Bowl: 87 by Syracuse (52)/Washington State (35), Dec. 27, 2024

Fewest Points / Both Teams

- 6 vs. Nevada* (L, 0-6), Oct. 21, 2023
- 16 vs. Air Force* (L, 3-13), Nov. 26, 2022
- 21 vs. Oregon State (L, 0-21), Sept. 7, 2024
- 24 vs. UNLV* (W, 14-10), Nov. 5, 2022
- 30 vs. Hawai'i* (W, 16-14), Oct. 8, 2022

Bowl: 87 by Syracuse (52)/Washington State (35), Dec. 27, 2024

Largest Margin of Victory

- 31 vs. Texas A&M-Commerce (W, 45-14), Aug. 31, 2024
- 31 vs. Idaho (W, 38-7), Sept. 10, 2022
- 16 vs. San Jose State (W, 43-27), Nov. 12, 2022
- 15 vs. Fresno State* (W, 33-18), Nov. 25, 2023
- 8 vs. Idaho State (W, 36-28), Sept. 2, 2023

Bowl: 17 by Syracuse (52-35 vs. Washington State), Dec. 27, 2024

Largest Margin of Defeat

- 25 vs. UCLA (L, 10-35), Sept. 9, 2023
- 21 vs. Oregon State (L, 0-21), Sept. 7, 2024
- 18 vs. Arizona (L, 20-38), Sept. 3, 2022
- 11 vs. Air Force* (L, 20-31), Nov. 30, 2024
- 10 vs. Air Force* (L, 3-13), Nov. 26, 2022

First Quarter Points

- 14 vs. Idaho (W, 38-7), Sept. 10, 2022
- 10 vs. Idaho State (W, 36-28), Sept. 2, 2023
- 7 vs. Air Force* (L, 20-31), Nov. 30, 2024
- 7 vs. Boise State* (L, 31-34), Sept. 22, 2023
- 7 vs. UCLA (L, 20-38), Sept. 9, 2023
- 7 vs. San Jose State* (W, 43-27), Nov. 12, 2022

Opp: 14, three times, last vs. Air Force* (L, 20-31), Nov. 30, 2024

Bowl: 21 by Washington State (35-52 vs. Syracuse), Dec. 27, 2024

Second Quarter Points

- 17 vs. San Jose State* (W, 43-27), Nov. 12, 2022
- 14 vs. Hawai'i* (W, 27-24), Oct. 5, 2024
- 13 vs. Fresno State* (W, 33-18), Nov. 25, 2023
- 10 vs. New Mexico* (L, 16-21), Nov. 8, 2024
- 10 vs. Boise State* (L, 31-34), Sept. 22, 2023
- 10 vs. Idaho State (W, 36-28), Sept. 2, 2023
- 10 vs. Arizona (L, 20-38), Sept. 3, 2022

Opp: 21 by UCLA (L, 10-34), Sept. 9, 2023

Bowl: 21 by Syracuse (52-35 vs. Washington State), Dec. 27, 2024

Third Quarter Points

- 21 vs. Texas A&M-Commerce (W, 45-14), Aug. 31, 2024
- 14 vs. San Jose State* (W, 43-27), Nov. 12, 2022
- 10 vs. Arizona (L, 20-38), Sept. 3, 2022
- 9 vs. Idaho State (W, 36-28), Sept. 2, 2023
- 7 vs. Fresno State* (W, 33-18), Nov. 25, 2023
- 7 vs. UNLV* (W, 14-10), Nov. 5, 2022
- 7 vs. Hawai'i* (W, 16-14), Oct. 8, 2022

Opp: 14 by Air Force* (L, 20-31), Nov. 30, 2024

Bowl: 7 by Syracuse (52) and Washington State (35), Dec. 27, 2024

Fourth Quarter Points

- 21 vs. Texas A&M-Commerce (W, 45-14), Aug. 31, 2024
- 14 vs. Oregon State (L, 0-21), Sept. 7, 2024
- 14 vs. Boise State* (L, 31-34), Sept. 22, 2023
- 14 vs. Arizona (L, 20-38), Sept. 3, 2022
- 10 vs. Fresno State* (W, 33-18), Nov. 25, 2023
- 10 vs. Utah State* (L, 24-32 (20T)), Nov. 4, 2023
- 10 vs. Ohio (W, 20-13), Aug. 26, 2023

Opp: 15, twice, last by Washington State (L, 26-29), Oct. 26, 2024

Bowl: 10 by Syracuse (52-35 vs. Washington State), Dec. 27, 2024

First Half Points

- 24 vs. San Jose State* (W, 43-27), Nov. 12, 2022
- 21 vs. Idaho State (W, 38-7), Sept. 10, 2022
- 20 vs. Idaho State (W, 36-28), Sept. 2, 2023
- 17 vs. Hawai'i* (W, 27-24), Oct. 5, 2024
- 17 vs. Boise State* (L, 31-34), Sept. 22, 2023

Opp: 28 by UCLA (L, 10-35), Sept. 9, 2023

Bowl: 35 by Syracuse (52-35 vs. Washington State), Dec. 27, 2024

Second Half Points

- 42 vs. Texas A&M-Commerce (W, 45-14), Aug. 31, 2024
- 19 vs. San Jose State* (W, 43-27), Nov. 12, 2022
- 17 vs. Fresno State* (W, 33-18), Nov. 25, 2023
- 17 vs. Idaho State (W, 38-7), Sept. 10, 2022
- 16 vs. Idaho State (W, 36-28), Sept. 2, 2023

Opp: 17 by Boise State* (L, 31-34), Sept. 22, 2023

Bowl: 17 by Syracuse (52-35 vs. Washington State), Dec. 27, 2024

Most Touchdowns

- 6 vs. Texas A&M-Commerce (W, 45-14), Aug. 31, 2024
- 5 vs. San Jose State* (W, 43-27), Nov. 12, 2022
- 5 vs. Idaho State (W, 38-7), Sept. 10, 2022
- 4 vs. Boise State* (L, 31-34), Sept. 22, 2023
- 4 vs. Idaho State (W, 36-28), Sept. 2, 2023

Opp: 5, twice, last vs. UCLA (L, 10-35), Sept. 9, 2023

Bowl: 7 by Syracuse (52-35 vs. Washington State), Dec. 27, 2024

Fewest Touchdowns Allowed

- 0 vs. Nevada* (L, 0-6), Oct. 21, 2023
- 1 vs. Ohio (W, 20-13), Aug. 26, 2023
- 1 vs. Air Force* (L, 3-13), Nov. 26, 2022
- 1 vs. UNLV* (W, 14-10), Nov. 5, 2022
- 1 vs. Idaho (W, 38-7), Sept. 10, 2022

Bowl: 5 by Syracuse (52-35 vs. Washington State), Dec. 27, 2024

Most Touchdowns / Both Teams

- 9 vs. Idaho State (W, 36-28), Sept. 2, 2023
- 9 vs. San Jose State* (W, 43-27), Nov. 12, 2022
- 8 vs. Texas A&M-Commerce (W, 45-14), Aug. 31, 2024
- 8 vs. Boise State* (L, 31-34), Sept. 22, 2023
- 7 vs. Air Force* (L, 20-31), Nov. 30, 2024
- 7 vs. Washington State (L, 26-29), Oct. 26, 2024
- 7 vs. Utah State* (L, 24-32 (20T)), Nov. 4, 2023
- 7 vs. Arizona (L, 20-38), Sept. 3, 2022

Bowl: 12 by Syracuse (7) vs. Washington State (5), (Syracuse 52, Washington State 35), Dec. 27, 2024

Fewest Touchdowns / Both Teams

- 0 vs. Nevada* (L, 0-6), Oct. 21, 2023
- 1 vs. Air Force* (L, 3-13), Nov. 26, 2022
- 3 vs. Oregon State (L, 0-21), Sept. 7, 2024
- 3 vs. Ohio (W, 20-13), Aug. 26, 2023
- 3 vs. UNLV* (W, 14-10), Nov. 5, 2022
- 3 vs. Hawai'i* (W, 16-14), Oct. 8, 2022

Bowl: 12 by Syracuse (7) vs. Washington State (5), (Syracuse 52, Washington State 35), Dec. 27, 2024

Total Offense

Most Total Yards

- 488 vs. Idaho State (W, 38-7), Sept. 10, 2022
- 468 vs. Texas A&M-Commerce (W, 45-14), Aug. 31, 2024
- 439 vs. Boise State* (L, 31-34), Sept. 22, 2023
- 425 vs. San Jose State* (W, 43-27), Nov. 12, 2022
- 417 vs. Hawai'i* (W, 16-14), Oct. 8, 2022

Opp: 550 by UCLA (L, 10-35), Sept. 9, 2023

Bowl: 606 by Syracuse (52-35 vs. Washington State), Dec. 27, 2024

Fewest Total Yards Allowed

- 180 vs. Texas A&M-Commerce (W, 45-14), Aug. 31, 2024
- 223 vs. San Jose State* (W, 43-27), Nov. 12, 2022
- 242 vs. Nevada* (L, 0-6), Oct. 21, 2023
- 285 vs. Air Force* (L, 3-13), Nov. 26, 2022
- 325 vs. UNLV* (W, 14-10), Nov. 5, 2022

Bowl: 472 by Syracuse (52-35 vs. Washington State), Dec. 27, 2024

Most Total Yards / Both Teams

- 842 vs. Boise State* (L, 31-34), Sept. 22, 2023
- 826 vs. Idaho State (W, 38-7), Sept. 10, 2022
- 816 vs. New Mexico* (L, 16-21), Nov. 8, 2024
- 809 vs. UCLA (L, 10-35), Sept. 9, 2023
- 785 vs. Washington State (L, 26-29), Oct. 26, 2024

Bowl: 1,072 by Syracuse (606) vs. Washington State (472), (Syracuse 52, Washington State 35), Dec. 27, 2024

Fewest Total Yards / Both Teams

- 446 vs. Nevada* (L, 0-6), Oct. 21, 2023
- 472 vs. Air Force* (L, 3-13), Nov. 26, 2022
- 599 vs. Oregon State (L, 0-21), Sept. 7, 2024
- 640 vs. UNLV* (W, 14-10), Nov. 5, 2022
- 648 vs. Texas A&M-Commerce (W, 45-14), Aug. 31, 2024
- 648 vs. San Jose State* (W, 43-27), Nov. 12, 2022

Bowl: 1,072 by Syracuse (606) vs. Washington State (472), (Syracuse 52, Washington State 35), Dec. 27, 2024

acuse 52, Washington State 35), Dec. 27, 2024

Largest Margin of Total Yards

288 vs. Texas A&M-Commerce (W, 45-14), Aug. 31, 2024

202 vs. San Jose State* (W, 43-27), Nov. 12, 2022

150 vs. Idaho State (W, 38-7), Sept. 10, 2022

75 vs. Hawai'i* (W, 16-14), Oct. 8, 2022

74 vs. Fresno State* (W, 33-18), Nov. 25, 2023

Bowl: 134 by Syracuse (606) vs. Washington State (472), (Syracuse 52, Washington State 35), Dec. 27, 2024

Most Total Plays

88 vs. New Mexico* (L, 16-21), Nov. 8, 2024

79 vs. Fresno State* (W, 33-18), Nov. 25, 2023

73 vs. Texas A&M-Commerce (W, 45-14), Aug. 31, 2024

72 vs. UNLV* (W, 14-10), Nov. 5, 2022

71 vs. Washington State (L, 26-29), Oct. 26, 2024

71 vs. UCLA (L, 10-35), Sept. 9, 2023

71 vs. Utah State* (L, 24-32 (20T)), Nov. 4, 2023

71 vs. Hawai'i* (W, 16-14), Oct. 8, 2022

Opp: 84, twice, by vs. Ohio (W, 20-13), Aug. 26, 2023

Bowl: 74 by Washington State (35-52 vs. Syracuse), Dec. 27, 2024

Most Total Plays / Both Teams

147 vs. New Mexico* (L, 16-21), Nov. 8, 2024

147 vs. Utah State* (L, 24-32 (20T)), Nov. 4, 2023

145 vs. Idaho State (W, 36-28), Sept. 2, 2023

142 vs. Ohio (W, 20-13), Aug. 26, 2023

142 vs. Idaho State (W, 38-7), Sept. 10, 2022

Bowl: 134 by Washington State (74) vs. Syracuse (60) (Syracuse 52, Washington State 35), Dec. 27, 2024

Highest Yards Per Play

7.07 vs. Idaho State (W, 38-7), Sept. 10, 2022

6.97 vs. Boise State* (L, 31-34), Sept. 22, 2023

6.41 vs. Texas A&M-Commerce (W, 45-14), Aug. 31, 2024

6.25 vs. San Jose State* (W, 43-27), Nov. 12, 2022

5.87 vs. Hawai'i* (W, 16-14), Oct. 8, 2022

Opp: 8.09 by UCLA (L, 10-35), Sept. 9, 2023

Bowl: 10.10 by Syracuse (52-35 vs. Washington State), Dec. 27, 2024

Fewest Yards Allowed Per Play

3.05 vs. Texas A&M-Commerce (W, 45-14), Aug. 31, 2024

3.85 vs. Nevada* (L, 0-6), Oct. 21, 2023

4.07 vs. Air Force* (L, 3-13), Nov. 26, 2022

4.13 vs. San Jose State* (W, 43-27), Nov. 12, 2022

4.40 vs. Idaho State (W, 36-28), Sept. 2, 2023

Bowl: 6.38 by Syracuse (52-35 vs. Washington State), Dec. 27, 2024

Rushing Offense

Most Rushing Yards

380 vs. Idaho State (W, 38-7), Sept. 10, 2022

302 vs. Idaho State (W, 36-28), Sept. 2, 2023

268 vs. San Jose State* (W, 43-27), Nov. 12, 2022

254 vs. Texas A&M-Commerce (W, 45-14), Aug. 31, 2024

226 vs. Fresno State* (W, 33-18), Nov. 25, 2023

Opp: 300 by New Mexico* (L, 16-21), Nov. 8, 2024

Bowl: 153 by Syracuse (52-35 vs. Washington State), Dec. 27, 2024

Fewest Rushing Yards Allowed

28 vs. San Jose State* (W, 43-27), Nov. 12, 2022

34 vs. Idaho State (W, 36-28), Sept. 2, 2023

63 vs. Texas A&M-Commerce (W, 45-14), Aug. 31, 2024

80 vs. Idaho State (W, 38-7), Sept. 10, 2022

84 vs. Hawai'i* (W, 27-24), Oct. 5, 2024

Bowl: 109 by Syracuse (52-35 vs. Washington State), Dec. 27, 2024

Most Rushing Yards / Both Teams

460 vs. Idaho State (W, 38-7), Sept. 10, 2022

446 vs. New Mexico* (L, 16-21), Nov. 8, 2024

407 vs. Boise State* (L, 31-34), Sept. 22, 2023

396 vs. Air Force* (L, 20-31), Nov. 30, 2024

377 vs. Fresno State* (W, 33-18), Nov. 25, 2023

Bowl: 262 by Syracuse (153) vs. Washington State (109), (Syracuse 52, Washington State 35), Dec. 27, 2024

Fewest Rushing Yards / Both Teams

183 vs. Hawai'i* (W, 27-24), Oct. 5, 2024

185 vs. San Jose State* (W, 43-27), Nov. 12, 2022

217 vs. UNLV* (W, 14-10), Nov. 5, 2022

241 vs. Hawai'i* (W, 16-14), Oct. 8, 2022

244 vs. Washington State (L, 26-29), Oct. 26, 2024

Bowl: 262 by Syracuse (153) vs. Washington State (109), (Syracuse 52, Washington State 35), Dec. 27, 2024

Largest Margin of Rushing Yards

300 vs. Idaho State (W, 38-7), Sept. 10, 2022

268 vs. Idaho State (W, 36-28), Sept. 2, 2023

217 vs. Toledo (W, 17-10), Sept. 24, 2022

191 vs. Texas A&M-Commerce (W, 45-14), Aug. 31, 2024

129 vs. San Jose State* (W, 43-27), Nov. 12, 2022

Bowl: 44 by Syracuse (153) vs. Washington State (109), (Syracuse 52, Washington State 35), Dec. 27, 2024

Most Rushing Attempts

53 vs. Fresno State* (W, 33-18), Nov. 25, 2023

47 vs. Idaho State (W, 36-28), Sept. 2, 2023

46 vs. New Mexico* (L, 16-21), Nov. 8, 2024

45 vs. San Jose State* (W, 43-27), Nov. 12, 2022

43 vs. Idaho State (W, 38-7), Sept. 10, 2022

Opp: 66 by Air Force* (L, 3-13), Nov. 26, 2022

Bowl: 31 by Washington State (35-52 vs. Syracuse), Dec. 27, 2024

Most Rushing Attempts / Both Teams

87 vs. Air Force* (L, 20-31), Nov. 30, 2024

81 vs. New Mexico* (L, 16-21), Nov. 8, 2024

81 vs. Boise State* (L, 31-34), Sept. 22, 2023

81 vs. Air Force* (L, 3-13), Nov. 26, 2022

81 vs. Arizona (L, 20-38), Sept. 3, 2022

Bowl: 57 by Washington State (31) vs. Syracuse (26), (Syracuse 52, Washington State 35), Dec. 27, 2024

Highest Rushing Yards Per Carry

8.84 vs. Idaho State (W, 38-7), Sept. 10, 2022

6.58 vs. Toledo (W, 17-10), Sept. 24, 2022

6.43 vs. Idaho State (W, 36-28), Sept. 2, 2023

6.35 vs. Texas A&M-Commerce (W, 45-14), Aug. 31, 2024

4.68 vs. Ohio (W, 20-13), Aug. 26, 2023

Opp: 8.57 by New Mexico* (L, 16-21), Nov. 8, 2024

Bowl: 5.88 by Syracuse (52-35 vs. Washington State), Dec. 27, 2024

Most Rushing Touchdowns

4 vs. Idaho State (W, 36-28), Sept. 2, 2023

3 vs. Boise State* (L, 31-34), Sept. 22, 2023

3 vs. Idaho State (W, 38-7), Sept. 10, 2022

2, six times, last vs. Air Force* (L, 20-31), Nov. 30, 2024

Opp: 3, twice, last by Air Force* (L, 20-31), Nov. 30, 2024

Bowl: 2 by Syracuse (52-35 vs. Washington State), Dec. 27, 2024

Passing Offense

Most Passing Yards

322 vs. Hawai'i* (W, 16-14), Oct. 8, 2022

284 vs. Washington State (L, 26-29), Oct. 26, 2024

273 vs. Boise State* (L, 31-34), Sept. 22, 2023

268 vs. San Jose State* (W, 43-27), Nov. 12, 2022

263 vs. Utah State* (L, 24-32 (20T)), Nov. 4, 2023

Opp: 299 by Arizona (L, 20-38), Sept. 3, 2022

Bowl: 453 by Syracuse (52-35 vs. Washington State), Dec. 27, 2024

Fewest Passing Yards Allowed

14 vs. Air Force* (L, 3-13), Nov. 26, 2022

98 vs. Nevada* (L, 0-6), Oct. 21, 2023

117 vs. Texas A&M-Commerce (W, 45-14), Aug. 31, 2024

128 vs. Air Force* (L, 20-31), Nov. 30, 2024

175 vs. New Mexico* (L, 16-21), Nov. 8, 2024

Bowl: 363 by Syracuse (52-35 vs. Washington State), Dec. 27, 2024

Most Passing Yards / Both Teams

541 vs. Washington State (L, 26-29), Oct. 26, 2024

518 vs. Hawai'i* (W, 16-14), Oct. 8, 2022

496 vs. Hawai'i* (W, 27-24), Oct. 5, 2024

492 vs. Utah State* (L, 24-32 (20T)), Nov. 4, 2023

492 vs. UCLA (L, 10-35), Sept. 9, 2023

Bowl: 816 by Syracuse (453) vs. Washington State (363), (Syracuse 52, Washington State 35), Dec. 27, 2024

Fewest Passing Yards / Both Teams

145 vs. Nevada* (L, 0-6), Oct. 21, 2023

202 vs. Air Force* (L, 3-13), Nov. 26, 2022

290 vs. Oregon State (L, 0-21), Sept. 7, 2024

319 vs. Toledo (W, 17-10), Sept. 24, 2022

331 vs. Texas A&M-Commerce (W, 45-14), Aug. 31, 2024

Bowl: 816 by Syracuse (453) vs. Washington State (363), (Syracuse 52, Washington State 35), Dec. 27, 2024

Largest Margin of Passing Yards

174 vs. Air Force* (L, 3-13), Nov. 26, 2022

126 vs. Hawai'i* (W, 16-14), Oct. 8, 2022

111 vs. Boise State* (L, 31-34), Sept. 22, 2023

108 vs. Air Force* (L, 20-31), Nov. 30, 2024

97 vs. Texas A&M-Commerce (W, 45-14), Aug. 31, 2024

Bowl: 90 by Syracuse (453) vs. Washington State (363), (Syracuse 52, Washington State 35), Dec. 27, 2024

Most Passing Attempts

42 vs. New Mexico* (L, 16-21), Nov. 8, 2024

41 vs. Washington State (L, 26-29), Oct. 26, 2024

40 vs. Utah State* (L, 24-32 (20T)), Nov. 4, 2023

38 vs. UCLA (L, 10-35), Sept. 9, 2023

36 vs. Hawai'i* (W, 16-14), Oct. 8, 2022

Opp: 63 vs. Idaho State (W, 36-28), Sept. 2, 2023

Bowl: 43 by Washington State (35-52 vs. Syracuse), Dec. 27, 2024

Most Passing Attempts / Both Teams

83 vs. Idaho State (W, 36-28), Sept. 2, 2023

79 vs. Ohio (W, 20-13), Aug. 26, 2023

77 vs. Hawai'i* (W, 27-24), Oct. 5, 2024

72 vs. Utah State* (L, 24-32 (20T)), Nov. 4, 2023

70 vs. Hawai'i* (W, 16-14), Oct. 8, 2022

Bowl: 77 by Washington State (43) vs. Syracuse (34) (Syracuse 52, Washington State 35), Dec. 27, 2024

Most Passing Completions

28 vs. Washington State (L, 26-29), Oct. 26, 2024
 26 vs. New Mexico* (L, 16-21), Nov. 8, 2024
 26 vs. Utah State* (L, 24-32 (20T)), Nov. 4, 2023
 25 vs. Air Force* (L, 20-31), Nov. 30, 2024
 24 vs. Hawai'i* (W, 27-24), Oct. 5, 2024
 24 vs. Hawai'i* (W, 16-14), Oct. 8, 2022
Opp: 30 by Idaho State (W, 36-28), Sept. 2, 2023
Bowl: 31 by Washington State (35-52 vs. Syracuse), Dec. 27, 2024

Most Passing Completions / Both Teams

50 vs. Hawai'i* (W, 27-24), Oct. 5, 2024
 49 vs. Utah State* (L, 24-32 (20T)), Nov. 4, 2023
 47 vs. Washington State (L, 26-29), Oct. 26, 2024
 44 vs. Hawai'i* (W, 16-14), Oct. 8, 2022
 43 vs. Idaho State (W, 36-28), Sept. 2, 2023
 43 vs. Ohio (W, 20-13), Aug. 26, 2023
Bowl: 55 by Washington State (31) vs. Syracuse (24) (Syracuse 52, Washington State 35), Dec. 27, 2024

Highest Pass Efficiency Rating (min. 12 att.)

206.14 vs. San Jose State* (W, 43-27), Nov. 12, 2022
 187.07 vs. Boise State* (L, 31-34), Sept. 22, 2023
 150.97 vs. Hawai'i* (W, 16-14), Oct. 8, 2022
 145.83 vs. Air Force* (L, 20-31), Nov. 30, 2024
 141.14 vs. Texas A&M-Commerce (W, 45-14), Aug. 31, 2024
Opp: 181.94 vs. UCLA (L, 10-35), Sept. 9, 2023
Bowl: 231.04 by Syracuse (52-35 vs. Washington State), Dec. 27, 2024

Most Passing Touchdowns

3 vs. Utah State* (L, 24-32 (20T)), Nov. 4, 2023
 3 vs. San Jose State* (W, 43-27), Nov. 12, 2022
 2 vs. Texas A&M-Commerce (W, 45-14), Aug. 31, 2024
 2 vs. Ohio (W, 20-13), Aug. 26, 2023
 2 vs. UNLV* (W, 14-10), Nov. 5, 2022
Opp: 4 by Arizona (L, 20-38), Sept. 3, 2022
Bowl: 5 by Syracuse (52-35 vs. Washington State), Dec. 27, 2024

Turnovers**Most Turnovers Gained**

4 vs. UNLV* (W, 14-10), Nov. 5, 2022
 4 vs. Toledo (W, 17-10), Sept. 24, 2022
 3 vs. Texas A&M-Commerce (W, 45-14), Aug. 31, 2024
 3 vs. Idaho State (W, 36-28), Sept. 2, 2023
 3 vs. Ohio (W, 20-13), Aug. 26, 2023
Opp: 3, three times, last by UCLA (L, 10-35), Sept. 9, 2023
Bowl: 2 by Syracuse (52-35 vs. Washington State), Dec. 27, 2024

Most Interceptions

3 vs. Idaho State (W, 36-28), Sept. 2, 2023
 3 vs. Ohio (W, 20-13), Aug. 26, 2023
 3 vs. Toledo (W, 17-10), Sept. 24, 2022
 2 vs. UNLV* (W, 14-10), Nov. 5, 2022
 1, 5 five times, last vs. Hawai'i* (W, 27-24), Oct. 5, 2024
Opp: 3 by UCLA (L, 10-35), Sept. 9, 2023
Bowl: 2 by Syracuse (52-35 vs. Washington State), Dec. 27, 2024

Most Fumbles Forced

2 vs. Texas A&M-Commerce (W, 45-14), Aug. 31, 2024
 2 vs. UCLA (L, 10-35), Sept. 9, 2023
 2 vs. UNLV* (W, 14-10), Nov. 5, 2022
 1 vs. Utah State* (L, 24-32 (20T)), Nov. 4, 2023
 1 vs. Toledo (W, 17-10), Sept. 24, 2022
 1 vs. Arizona (L, 20-38), Sept. 3, 2022
Opp: 3 by Idaho State (W, 36-28), Sept. 2, 2023

Most Fumbles Recovered

2 vs. Texas A&M-Commerce (W, 45-14), Aug. 31, 2024
 2 vs. UCLA (L, 10-35), Sept. 9, 2023
 2 vs. UNLV* (W, 14-10), Nov. 5, 2022
 1 vs. Washington State (L, 26-29), Oct. 26, 2024
 1 vs. Hawai'i* (W, 16-14), Oct. 8, 2022
 1 vs. Toledo (W, 17-10), Sept. 24, 2022
 1 vs. Arizona (L, 20-38), Sept. 3, 2022
Opp: 2, three times, last vs. Boise State* (L, 31-34), Sept. 22, 2023

Most Turnovers / Both Teams

6 vs. Idaho State (W, 36-28), Sept. 2, 2023
 5 vs. UCLA (L, 10-35), Sept. 9, 2023
 5 vs. UNLV* (W, 14-10), Nov. 5, 2022
 5 vs. Toledo (W, 17-10), Sept. 24, 2022
 4 vs. Ohio (W, 20-13), Aug. 26, 2023
 4 vs. Arizona (L, 20-38), Sept. 3, 2022
Bowl: 2 by Washington State (2) vs. Syracuse (0) (Syracuse 52, Washington State 35), Dec. 27, 2024

Special Teams**Most Field Goals**

4 vs. Fresno State* (W, 33-18), Nov. 25, 2023
 3 vs. New Mexico* (L, 16-21), Nov. 8, 2024
 3 vs. Hawai'i* (W, 16-14), Oct. 8, 2022
 2, six times, last vs. Washington State (L, 26-29), Oct. 26, 2024
Opp: 2, four times, last by Nevada* (L, 0-6), Oct. 21, 2023
Bowl: 1 by Syracuse (52-35 vs. Washington State), Dec. 27, 2024

Most Punts

9 vs. Toledo (W, 17-10), Sept. 24, 2022
 8 vs. Oregon State (L, 0-21), Sept. 7, 2024
 7 vs. UCLA (L, 10-35), Sept. 9, 2023
 6 vs. Utah State* (L, 24-32 (20T)), Nov. 4, 2023
 6 vs. Nevada* (L, 0-6), Oct. 21, 2023
 6 vs. Air Force* (L, 3-13), Nov. 26, 2022
 6 vs. UNLV* (W, 14-10), Nov. 5, 2022
 6 vs. Idaho State (W, 38-7), Sept. 10, 2022
Opp: 11 by Idaho State (W, 38-7), Sept. 10, 2022
Bowl: 2 by Syracuse (52-35 vs. Washington State), Dec. 27, 2024

Fewest Punts

1 vs. Air Force* (L, 20-31), Nov. 30, 2024
 2 vs. San Jose State* (W, 43-27), Nov. 12, 2022
 3 vs. Texas A&M-Commerce (W, 45-14), Aug. 31, 2024
 3 vs. Fresno State* (W, 33-18), Nov. 25, 2023
 3 vs. Boise State* (L, 31-34), Sept. 22, 2023
 3 vs. Ohio (W, 20-13), Aug. 26, 2023
Opp: 1, by Air Force (L, 20-31), Nov. 30, 2024
Bowl: 1 by Washington State (35-52 vs. Syracuse), Dec. 27, 2024

Highest Punt Average (min. 3 punts)

56.3 vs. Ohio (W, 20-13), Aug. 26, 2023
 50.2 vs. UNLV* (W, 14-10), Nov. 5, 2022
 47.6 vs. Hawai'i* (W, 27-24), Oct. 5, 2024
 47.5 vs. Utah State* (L, 24-32 (20T)), Nov. 4, 2023
 47.5 vs. Idaho State (W, 38-7), Sept. 10, 2022
Opp: 50.8, by Boise State* (L, 31-34), Sept. 22, 2023

Most Kick Returns

6 vs. Air Force* (L, 20-31), Nov. 30, 2024
 4 vs. New Mexico* (L, 16-21), Nov. 8, 2024
 4 vs. Idaho State (W, 36-28), Sept. 2, 2023
 4 vs. Air Force* (L, 3-13), Nov. 26, 2022
 4 vs. San Jose State* (W, 43-27), Nov. 12, 2022
Opp: 6 by Fresno State* (W, 33-18), Nov. 25, 2023
Bowl: 5 by Washington State (35-52 vs. Syracuse), Dec. 27, 2024

Most Kick Return Yards

125 vs. San Jose State* (W, 43-27), Nov. 12, 2022
 105 vs. Air Force* (L, 20-31), Nov. 30, 2024
 105 vs. New Mexico* (L, 16-21), Nov. 8, 2024
 104 vs. Boise State* (L, 31-34), Sept. 22, 2023
 83 vs. Air Force* (L, 3-13), Nov. 26, 2022
Opp: 130 by Fresno State* (W, 33-18), Nov. 25, 2023
Bowl: 132 by Washington State (35-52 vs. Syracuse), Dec. 27, 2024

Highest Kick Return Average (min. 2 KR)

34.7 vs. Boise State* (L, 31-34), Sept. 22, 2023
 31.2 vs. San Jose State* (W, 43-27), Nov. 12, 2022
 28.5 vs. Idaho State (W, 38-7), Sept. 10, 2022
 26.2 vs. New Mexico* (L, 16-21), Nov. 8, 2024
 25.3 vs. Toledo (W, 17-10), Sept. 24, 2022
Opp: 30.3 vs. Idaho State (W, 36-28), Sept. 2, 2023
Bowl: 26.4 by Washington State (35-52 vs. Syracuse), Dec. 27, 2024

Most Punt Returns

7 vs. Idaho State (W, 38-7), Sept. 10, 2022
 5 vs. Utah State* (L, 24-32 (20T)), Nov. 4, 2023
 3 vs. Hawai'i* (W, 27-24), Oct. 5, 2024
 3 vs. Boise State* (L, 31-34), Sept. 22, 2023
 3 vs. UNLV* (W, 14-10), Nov. 5, 2022
Opp: 3, four times, last by Oregon State (L, 0-21), Sept. 7, 2024
Bowl: 2 by Washington State (35-52 vs. Syracuse), Dec. 27, 2024

Most Punt Return Yards

73 vs. Idaho State (W, 38-7), Sept. 10, 2022
 61 vs. Boise State* (L, 31-34), Sept. 22, 2023
 35 vs. Utah State* (L, 24-32 (20T)), Nov. 4, 2023
 34 vs. Hawai'i* (W, 27-24), Oct. 5, 2024
 23 vs. Arizona (L, 20-38), Sept. 3, 2022
Opp: 24 by Toledo (W, 17-10), Sept. 24, 2022
Bowl: 34 by Syracuse (52-35 vs. Washington State), Dec. 27, 2024

Highest Punt Return Average (min. 2 PR)

20.3 vs. Boise State* (L, 31-34), Sept. 22, 2023
 11.5 vs. Arizona (L, 20-38), Sept. 3, 2022
 11.3 vs. Hawai'i* (W, 27-24), Oct. 5, 2024
 10.4 vs. Idaho State (W, 38-7), Sept. 10, 2022
 8.5 vs. Idaho State (W, 36-28), Sept. 2, 2023
Opp: 12.0 by Toledo (W, 17-10), Sept. 24, 2022
Bowl: 16.0 by Washington State (35-52 vs. Syracuse), Dec. 27, 2024

Miscellaneous**Most Time of Possession**

40:51 vs. Fresno State* (W, 33-18), Nov. 25, 2023
 39:30 vs. San Jose State* (W, 43-27), Nov. 12, 2022
 36:10 vs. Hawai'i* (W, 16-14), Oct. 8, 2022
 35:02 vs. New Mexico* (L, 16-21), Nov. 8, 2024
 34:55 vs. UCLA (L, 10-35), Sept. 9, 2023
Opp: 41:07 by Oregon State (L, 0-21), Sept. 7, 2024
Bowl: 34:36 by Washington State (35-52 vs. Syracuse), Dec. 27, 2024

Most Penalties

16 vs. Texas A&M-Commerce (W, 45-14), Aug. 31, 2024
 14 vs. Idaho State (W, 36-28), Sept. 2, 2023
 11 vs. Toledo (W, 17-10), Sept. 24, 2022
 9 vs. Hawai'i* (W, 27-24), Oct. 5, 2024
 9 vs. Utah State* (L, 24-32 (20T)), Nov. 4, 2023
Opp: 15, by Texas A&M-Commerce (W, 45-14), Aug. 31, 2024
Bowl: 7 by Syracuse (52-35 vs. Washington State), Dec. 27, 2024

Fewest Penalties

- 2 vs. Fresno State* (W, 33-18), Nov. 25, 2023
- 2 vs. UNLV* (W, 14-10), Nov. 5, 2022
- 4 vs. UCLA (L, 10-35), Sept. 9, 2023
- 4 vs. Hawai'i* (W, 16-14), Oct. 8, 2022
- 5 vs. Boise State* (L, 31-34), Sept. 22, 2023

Opp: 1, twice, last: by Fresno State* (W, 33-18), Nov. 25, 2023
 Bowl: 3 by Washington State (35-52 vs. Syracuse), Dec. 27, 2024

Most Penalties / Both Teams

- 31 vs. Texas A&M-Commerce (W, 45-14), Aug. 31, 2024
- 20 vs. Idaho State (W, 36-28), Sept. 2, 2023
- 17 vs. Nevada* (L, 0-6), Oct. 21, 2023
- 17 vs. Toledo (W, 17-10), Sept. 24, 2022
- 16 vs. New Mexico* (L, 16-21), Nov. 8, 2024
- 16 vs. Hawai'i* (W, 27-24), Oct. 5, 2024

Bowl: 10 by Syracuse (7) vs. Washington State (3) (Syracuse 52, Washington State 35), Dec. 27, 2024

Fewest Penalties / Both Teams

- 3 vs. Fresno State* (W, 33-18), Nov. 25, 2023
- 6 vs. UNLV* (W, 14-10), Nov. 5, 2022
- 6 vs. Hawai'i* (W, 16-14), Oct. 8, 2022
- 8 vs. Air Force* (L, 20-31), Nov. 30, 2024
- 8 vs. San Jose State* (W, 43-27), Nov. 12, 2022

Bowl: 10 by Washington State (3) vs. Syracuse (7) (Syracuse 52, Washington State 35), Dec. 27, 2024

Most Penalty Yards

- 149 vs. Texas A&M-Commerce (W, 45-14), Aug. 31, 2024
- 125 vs. Idaho State (W, 36-28), Sept. 2, 2023
- 104 vs. Hawai'i* (W, 27-24), Oct. 5, 2024
- 103 vs. Toledo (W, 17-10), Sept. 24, 2022
- 84 vs. Utah State* (L, 24-32 (20T)), Nov. 4, 2023

Opp: 124 by Texas A&M-Commerce (W, 45-14), Aug. 31, 2024
 Bowl: 50 by Syracuse (52-35 vs. Washington State), Dec. 27, 2024

Fewest Penalty Yards

- 10 vs. Fresno State* (W, 33-18), Nov. 25, 2023
- 15 vs. UNLV* (W, 14-10), Nov. 5, 2022
- 23 vs. Boise State* (L, 31-34), Sept. 22, 2023
- 33 vs. Hawai'i* (W, 16-14), Oct. 8, 2022
- 37 vs. Arizona (L, 20-38), Sept. 3, 2022

Opp: 5 by San Jose State* (W, 43-27), Nov. 12, 2022
 Bowl: 40 by Washington State (35-52 vs. Syracuse), Dec. 27, 2024

Most Penalty Yards / Both Teams

- 273 vs. Texas A&M-Commerce (W, 45-14), Aug. 31, 2024
- 188 vs. Idaho State (W, 36-28), Sept. 2, 2023
- 179 vs. Hawai'i* (W, 27-24), Oct. 5, 2024
- 169 vs. New Mexico* (L, 16-21), Nov. 8, 2024
- 156 vs. Toledo (W, 17-10), Sept. 24, 2022

Bowl: 90 by Syracuse (50) vs. Washington State (40) (Syracuse 52, Washington State 35), Dec. 27, 2024

Fewest Penalty Yards / Both Teams

- 18 vs. Fresno State* (W, 33-18), Nov. 25, 2023
- 44 vs. Hawai'i* (W, 16-14), Oct. 8, 2022
- 51 vs. UNLV* (W, 14-10), Nov. 5, 2022
- 58 vs. Boise State* (L, 31-34), Sept. 22, 2023
- 70 vs. San Jose State* (W, 43-27), Nov. 12, 2022

Bowl: 90 by Washington State (40) vs. Syracuse (50) (Syracuse 52, Washington State 35), Dec. 27, 2024

Most First Downs

- 26 vs. New Mexico* (L, 16-21), Nov. 8, 2024
- 24 vs. Air Force* (L, 20-31), Nov. 30, 2024
- 23 vs. Texas A&M-Commerce (W, 45-14), Aug. 31, 2024
- 23 vs. San Jose State* (W, 43-27), Nov. 12, 2022
- 22 vs. Boise State* (L, 31-34), Sept. 22, 2023
- 22 vs. Hawai'i* (W, 16-14), Oct. 8, 2022

Opp: 26 by UCLA (L, 10-35), Sept. 9, 2023
 Bowl: 28 by Syracuse (52-35 vs. Washington State), Dec. 27, 2024

Fewest First Downs Allowed

- 14 vs. Air Force* (L, 3-13), Nov. 26, 2022
- 14 vs. San Jose State* (W, 43-27), Nov. 12, 2022
- 14 vs. UNLV* (W, 14-10), Nov. 5, 2022
- 14 vs. Idaho State (W, 38-7), Sept. 10, 2022
- 17 vs. Texas A&M-Commerce (W, 45-14), Aug. 31, 2024
- 17 vs. Fresno State* (W, 33-18), Nov. 25, 2023
- 17 vs. Nevada* (L, 0-6), Oct. 21, 2023
- 17 vs. Hawai'i* (W, 16-14), Oct. 8, 2022

Bowl: 24 by Syracuse (52-35 vs. Washington State), Dec. 27, 2024

Most First Downs / Both Teams

- 47 vs. New Mexico* (L, 16-21), Nov. 8, 2024
- 45 vs. Air Force* (L, 20-31), Nov. 30, 2024
- 43 vs. Washington State (L, 26-29), Oct. 26, 2024
- 43 vs. Hawai'i* (W, 27-24), Oct. 5, 2024
- 43 vs. UCLA (L, 10-35), Sept. 9, 2023

Bowl: 52 by Syracuse (28) vs. Washington State (24) (Syracuse 52, Washington State 35), Dec. 27, 2024

Fewest First Downs / Both Teams

- 22 vs. Air Force* (L, 3-13), Nov. 26, 2022
- 28 vs. Nevada* (L, 0-6), Oct. 21, 2023
- 30 vs. Oregon State (L, 0-21), Sept. 7, 2024
- 33 vs. Idaho State (W, 38-7), Sept. 10, 2022
- 34 vs. UNLV* (W, 14-10), Nov. 5, 2022

Bowl: 52 by Syracuse (28) vs. Washington State (24) (Syracuse 52, Washington State 35), Dec. 27, 2024

Most Third Down Conversions

- 11 vs. New Mexico* (L, 16-21), Nov. 8, 2024
- 8 vs. Air Force* (L, 20-31), Nov. 30, 2024
- 8 vs. Fresno State* (W, 33-18), Nov. 25, 2023
- 7 vs. Utah State* (L, 24-32 (20T)), Nov. 4, 2023
- 7 vs. Boise State* (L, 31-34), Sept. 22, 2023
- 7 vs. Hawai'i* (W, 16-14), Oct. 8, 2022

Opp: 9, by Oregon State (L, 0-21), Sept. 7, 2024
 Bowl: 8 by Washington State (35-52 vs. Syracuse), Dec. 27, 2024

Fewest Third Down Conversions Allowed

- 1 vs. Fresno State* (W, 33-18), Nov. 25, 2023
- 3 vs. Nevada* (L, 0-6), Oct. 21, 2023
- 3 vs. Hawai'i* (W, 16-14), Oct. 8, 2022
- 4 vs. Texas A&M-Commerce (W, 45-14), Aug. 31, 2024
- 4 vs. Air Force* (L, 3-13), Nov. 26, 2022

Bowl: 2 by Washington State (35-52 vs. Syracuse), Dec. 27, 2024

Highest Third-Down Conversion Percentage

- 57.1 vs. Air Force* (L, 20-31), Nov. 30, 2024
- 55.0 vs. New Mexico* (L, 16-21), Nov. 8, 2024
- 53.8 vs. Boise State* (L, 31-34), Sept. 22, 2023
- 46.2 vs. San Jose State* (W, 43-27), Nov. 12, 2022
- 43.8 vs. Hawai'i* (W, 16-14), Oct. 8, 2022

Opp: 66.7 by Air Force* (L, 20-31), Nov. 30, 2024
 Bowl: 50.0 by Washington State (35-52 vs. Syracuse), Dec. 27, 2024

Lowest Third-Down Conversion Percentage Allowed

- 11.1 vs. Fresno State* (W, 33-18), Nov. 25, 2023
- 23.5 vs. Air Force* (L, 3-13), Nov. 26, 2022
- 25.0 vs. Nevada* (L, 0-6), Oct. 21, 2023
- 30.0 vs. Hawai'i* (W, 16-14), Oct. 8, 2022
- 31.6 vs. Idaho State (W, 38-7), Sept. 10, 2022

Bowl: 33.0 by Washington State (35-52 vs. Syracuse), Dec. 27, 2024

Highest Attendance

- 34,046 vs. Arizona (L, 20-38), Sept. 3, 2022
- 33,073 vs. Hawai'i* (W, 16-14), Oct. 8, 2022
- 32,017 vs. UCLA (L, 10-35), Sept. 9, 2023
- 31,307 vs. Hawai'i* (W, 27-24), Oct. 5, 2024
- 28,854 vs. UNLV* (W, 14-10), Nov. 5, 2022

Bowl: 23,920, Syracuse 52, Washington State 35, Dec. 27, 2024

Warmest Temperature (at Kickoff)

- 100 vs. Arizona (L, 20-38), Sept. 3, 2022
- 87 vs. Oregon State (L, 0-21), Sept. 7, 2024
- 86 vs. Toledo (W, 17-10), Sept. 24, 2022
- 85 vs. UCLA (L, 10-35), Sept. 9, 2023
- 83 vs. Ohio (W, 20-13), Aug. 26, 2023
- 83 vs. Idaho State (W, 38-7), Sept. 10, 2022

Bowl: 59, Syracuse 52, Washington State 35, Dec. 27, 2024

Coldest Temperature (at Kickoff)

- 55 vs. Fresno State* (W, 33-18), Nov. 25, 2023
- 55 vs. San Jose State* (W, 43-27), Nov. 12, 2022
- 58 vs. Air Force* (L, 20-31), Nov. 30, 2024
- 58 vs. New Mexico* (L, 16-21), Nov. 8, 2024
- 59 vs. Air Force* (L, 3-13), Nov. 26, 2022

Bowl: 59, Syracuse 52, Washington State 35, Dec. 27, 2024

INDIVIDUAL SINGLE-GAME**Most Rushing Yards**

- 223, Marquez Cooper vs. Texas A&M-Commerce, Aug. 31, 2024
- 132, Jalen Mayden vs. Idaho State, Sept. 2, 2023
- 123, Marquez Cooper vs. New Mexico*, Nov. 8, 2024
- 115, Jordan Byrd vs. Toledo, Sept. 24, 2022
- 109, Marquez Cooper vs. Hawai'i, Oct. 5, 2024

Opp: 205, Ashton Jeanty, Boise State*, Sept. 22, 2023
 Bowl: 120, LeQuint Allen, Syracuse vs. Washington State, Dec. 27, 2024

Most Rushing Attempts

- 35, Marquez Cooper vs. New Mexico*, Nov. 8, 2024
- 30, Marquez Cooper vs. Hawai'i, Oct. 5, 2024
- 27, Marquez Cooper vs. Texas A&M-Commerce, Aug. 31, 2024
- 23, Marquez Cooper vs. Air Force*, Nov. 30, 2024
- 18, Marquez Cooper vs. Washington State, Oct. 26, 2024

Opp: 35, Brad Roberts, Air Force*, Nov. 26, 2022
 Bowl: 17, LeQuint Allen, Syracuse vs. Washington State, Dec. 27, 2024

Most Rushing Touchdowns

- 2, Marquez Cooper vs. Air Force*, Nov. 30, 2024
- 2, Marquez Cooper vs. Washington State, Oct. 26, 2024
- 2, Marquez Cooper vs. Hawai'i, Oct. 5, 2024
- 2, Marquez Cooper vs. Texas A&M-Commerce, Aug. 31, 2024
- 2, Jaylon Armstead vs. Boise State*, Sept. 22, 2023
- 2, Jalen Mayden vs. Idaho State, Sept. 2, 2023
- 2, Jordan Byrd vs. Toledo, Sept. 24, 2022

Opp: 2, four times, most recent Dylan Carson, Air Force*, Nov. 30, 2024
 Bowl: 2, LeQuint Allen, Syracuse vs. Washington State, Dec. 27, 2024

Longest Rush

70t, Jalen Mayden vs. Fresno State*, Nov. 25, 2023
 62, Lucky Sutton vs. Utah State*, Nov. 4, 2023
 61, Jaylon Armstead vs. Idaho State, Sept. 10, 2022
 56t, Jalen Mayden vs. Idaho State, Sept. 2, 2023
 53t, Jordan Byrd vs. Idaho State, Sept. 10, 2022

Opp: 68t, Eli Sanders, New Mexico*, Nov. 8, 2024

Bowl: 27, LeQuint Allen, Syracuse vs. Washington State, Dec. 27, 2024

Most Passing Yards

322, Jalen Mayden vs. Hawai'i*, Oct. 8, 2022
 268, Jalen Mayden vs. San Jose State*, Nov. 12, 2022
 265, Jalen Mayden vs. Utah State*, Nov. 4, 2023
 241, Jalen Mayden vs. Boise State*, Sept. 22, 2023
 230, Danny O'Neil vs. Air Force*, Nov. 30, 2024

Opp: 299, Jayden de Laura, Arizona, Sept. 3, 2022

Bowl: 453, Kyle McCord, Syracuse vs. Washington State, Dec. 27, 2024

Most Passing Attempts

41, Danny O'Neil vs. New Mexico*, Nov. 8, 2024
 39, Jalen Mayden vs. Utah State*, Nov. 4, 2023
 37, Jalen Mayden vs. UCLA, Sept. 9, 2023
 36, Jalen Mayden vs. Hawai'i*, Oct. 8, 2022
 34, Danny O'Neil vs. Washington State, Oct. 26, 2024

Opp: 44, Brayden Schager, Hawai'i, Oct. 5, 2024

Bowl: 43, Zevi Eckhaus, Washington State vs. Syracuse, Dec. 27, 2024

Most Passing Completions

26, Danny O'Neil vs. New Mexico*, Nov. 8, 2024
 25, Jalen Mayden vs. Utah State*, Nov. 4, 2023
 24, Danny O'Neil vs. Air Force*, Nov. 30, 2024
 24, Danny O'Neil vs. Hawai'i, Oct. 5, 2024
 24, Jalen Mayden vs. Hawai'i*, Oct. 8, 2022

Opp: 26, Brayden Schager, Hawai'i, Oct. 5, 2024

Bowl: 34, Zevi Eckhaus, Washington State vs. Syracuse, Dec. 27, 2024

Highest Pass Efficiency Rating (min. 12 att.)

215.51, Jalen Mayden vs. San Jose State*, Nov. 12, 2022
 179.75, Jalen Mayden vs. Boise State*, Sept. 22, 2023
 150.97, Jalen Mayden vs. Hawai'i*, Oct. 8, 2022
 145.69, Danny O'Neil vs. Air Force*, Nov. 30, 2024
 141.44, Jalen Mayden vs. Utah State*, Nov. 4, 2023

Opp: 210.85, Cooper Legas, Utah State*, Nov. 4, 2023

Bowl: 231.04, Kyle McCord, Syracuse vs. Washington State, Dec. 27, 2024

Most Passing Touchdowns

3, Jalen Mayden vs. Utah State*, Nov. 4, 2023
 3, Jalen Mayden vs. San Jose State*, Nov. 12, 2022
 2, Danny O'Neil vs. Texas A&M-Commerce, Aug. 31, 2024
 2, Jalen Mayden vs. Ohio, Aug. 26, 2023
 2, Jalen Mayden vs. UNLV*, Nov. 5, 2022

Opp: 4, Jayden de Laura, Arizona, Sept. 3, 2022

Bowl: 5, Kyle McCord, Syracuse vs. Washington State, Dec. 27, 2024

Longest Pass

66t, Jalen Mayden vs. San Jose State*, Nov. 12, 2022
 48, Danny O'Neil vs. Hawai'i*, Oct. 5, 2024
 44t, Danny O'Neil vs. Texas A&M-Commerce, Aug. 31, 2024
 42, Jalen Mayden vs. Hawai'i*, Oct. 8, 2022
 41, Jalen Mayden vs. Hawai'i*, Oct. 8, 2022

Opp: 81t, Dante Moore, UCLA, Sept. 9, 2023

Bowl: 66t, Zevi Eckhaus, Washington State vs. Syracuse, Dec. 27, 2024

Most Receptions

10, Ja'Shaun Poke vs. Washington State, Oct. 26, 2024
 9, Jordan Napier vs. New Mexico*, Nov. 8, 2024
 8, Kenan Christon vs. Utah State*, Nov. 4, 2023
 8, Tyrell Shavers vs. Hawai'i*, Oct. 8, 2022
 6, Michael Harrison vs. Washington State, Oct. 26, 2024
 6, Ja'Shaun Poke vs. Texas A&M-Commerce, Aug. 31, 2024
 6, Jesse Matthews vs. Hawai'i*, Oct. 8, 2022

Opp: 10, Sam Wiglus, Ohio, Aug. 26, 2023

Bowl: 10, Kyle Williams, Washington State vs. Syracuse, Dec. 27, 2024

Most Receiving Yards

149, Tyrell Shavers vs. Hawai'i*, Oct. 8, 2022
 117, Baylin Brooks vs. Boise State*, Sept. 22, 2023
 111, Tyrell Shavers vs. San Jose State*, Nov. 12, 2022
 97, Brionne Penny vs. Boise State*, Sept. 22, 2023
 91, Louis Brown IV vs. Texas A&M-Commerce, Aug. 31, 2024

Opp: 152, Jacob Cowing, Arizona, Sept. 3, 2022

Bowl: 172, Kyle Williams, Washington State vs. Syracuse, Dec. 27, 2024

Most Receiving Touchdowns

2, Mark Redman vs. Ohio, Aug. 26, 2023
 1, 20 times, last Marquez Cooper vs. Air Force*, Nov. 30, 2024
 Opp: 3, Jacob Cowing, Arizona, Sept. 3, 2022

Bowl: 2, Oronde Gadsden II and Trebor Pena, Syracuse vs. Washington State, Dec. 27, 2024

Longest Reception

66t, Tyrell Shavers vs. San Jose State*, Nov. 12, 2022
 48, Nate Bennett vs. Hawai'i*, Oct. 5, 2024
 44t, Louis Brown IV vs. Texas A&M-Commerce, Aug. 31, 2024
 42, Tyrell Shavers vs. Hawai'i*, Oct. 8, 2022
 41, Tyrell Shavers vs. Hawai'i*, Oct. 8, 2022

Opp: 81t, Josiah Norwood, UCLA, Sept. 9, 2023

Bowl: 66, Kyle Williams, Washington State vs. Syracuse, Dec. 27, 2024

Most Total Offense Yards

331, Jalen Mayden vs. Hawai'i*, Oct. 8, 2022
 329, Jalen Mayden vs. San Jose State*, Nov. 12, 2022
 326, Jalen Mayden vs. Boise State*, Sept. 22, 2023
 285, Jalen Mayden vs. Fresno State*, Nov. 25, 2023
 260, Jalen Mayden vs. Utah State*, Nov. 4, 2023

Opp: 302, Devon Dampier, New Mexico*, Nov. 8, 2024

Bowl: 446, Kyle McCord, Syracuse vs. Washington State, Dec. 27, 2024

Most All-Purpose Yards

233, Marquez Cooper vs. Texas A&M-Commerce, Aug. 31, 2024
 169, Jordan Byrd vs. Idaho State, Sept. 10, 2022
 163, Jordan Byrd vs. Toledo, Sept. 24, 2022
 152, Kenan Christon vs. Boise State*, Sept. 22, 2023
 149, Tyrell Shavers vs. Hawai'i*, Oct. 8, 2022

Opp: 254, Ashton Jeanty, Boise State*, Sept. 22, 2023

Bowl: 172, Kyle Williams, Washington State vs. Syracuse, Dec. 27, 2024

Most Points

18, Marquez Cooper vs. Air Force*, Nov. 30, 2024
 12, Marquez Cooper vs. Washington State, Oct. 26, 2024
 12, Marquez Cooper vs. Hawai'i*, Oct. 5, 2024
 12, Marquez Cooper vs. Texas A&M-Commerce, Aug. 31, 2024
 12, Jaylon Armstead vs. Boise State*, Sept. 22, 2023
 12, Jalen Mayden vs. Idaho State, Sept. 2, 2023
 12, Mark Redman vs. Ohio, Aug. 26, 2023
 12, Jordan Byrd vs. Toledo, Sept. 24, 2022
 12, Jordan Byrd vs. Arizona, Sept. 3, 2022

Opp: 18, Jacob Cowing, Arizona, Sept. 3, 2022

Bowl: 12, Oronde Gadsden II and Trebor Pena, Syracuse vs. Washington State, Dec. 27, 2024

Most Touchdowns

3, Marquez Cooper vs. Air Force*, Nov. 30, 2024
 2, Marquez Cooper vs. Washington State, Oct. 26, 2024
 2, Marquez Cooper vs. Hawai'i*, Oct. 5, 2024
 2, Marquez Cooper vs. Texas A&M-Commerce, Aug. 31, 2024
 2, Jaylon Armstead vs. Boise State*, Sept. 22, 2023
 2, Jalen Mayden vs. Idaho State, Sept. 2, 2023
 2, Mark Redman vs. Ohio, Aug. 26, 2023
 2, Jordan Byrd vs. Toledo, Sept. 24, 2022
 2, Jordan Byrd vs. Arizona, Sept. 3, 2022

Opp: 3, Jacob Cowing, Arizona, Sept. 3, 2022

Bowl: 2, Oronde Gadsden II and Trebor Pena, Syracuse vs. Washington State, Dec. 27, 2024

Most Tackles

13, Cody Moon vs. Utah State*, Nov. 4, 2023
 12, Zyrus Fiasseu vs. UCLA, Sept. 9, 2023
 12, Cody Moon vs. Ohio, Aug. 26, 2023
 12, Michael Shawcroft vs. Air Force*, Nov. 26, 2022
 12, Jonah Tavai vs. Air Force*, Nov. 26, 2022

Opp: 15, Brandon Tucker Jr., Texas A&M-Commerce, Aug. 31, 2024

Bowl: 8, Tyson Durant, Washington State vs. Syracuse, Dec. 27, 2024

Most Tackles For Loss

4.0, Trey White vs. Hawai'i*, Oct. 5, 2024
 3.0, Zyrus Fiasseu vs. Utah State*, Nov. 4, 2023
 3.0, Jonah Tavai vs. San Jose State*, Nov. 12, 2022
 2.5, Eric Butler vs. Boise State*, Sept. 22, 2023
 2.5, Caden McDonald vs. Idaho State, Sept. 10, 2022

Opp: 4.5, Jalen Dixon, UNLV*, Nov. 5, 2022

Bowl: 1.0, nine tied

Most Sacks

3.0, Trey White vs. Hawai'i*, Oct. 5, 2024
 3.0, Zyrus Fiasseu vs. Utah State*, Nov. 4, 2023
 3.0, Jonah Tavai vs. San Jose State*, Nov. 12, 2022
 2.0, Marlem Louis vs. Hawai'i*, Oct. 5, 2024
 1.5, Tupu Alualu vs. Idaho State, Sept. 2, 2023

Opp: Three times, last Blake Fletcher, Air Force*, Nov. 30, 2024

Bowl: 1.0, three tied

Most Interceptions

1, 16 times, last Jelani Whitmore vs. Hawai'i*, Oct. 5, 2024

Opp: 2, Alex Johnson, UCLA, Sept. 9, 2023

Bowl: 1, Alijah Clark and Jalil Martin, Syracuse vs. Washington State, Dec. 27, 2024

Most Field Goals

4, Jack Browning vs. Fresno State*, Nov. 25, 2023
 3, Gabe Plascencia vs. New Mexico*, Nov. 8, 2024
 3, Jack Browning vs. Hawai'i*, Oct. 8, 2022
 2, Gabe Plascencia vs. Washington State, Oct. 26, 2024
 2, Gabe Plascencia vs. Hawai'i*, Oct. 5, 2024
 2, Jack Browning vs. Ohio, Aug. 26, 2023
 2, Jack Browning vs. Idaho State, Sept. 2, 2023
 2, Jack Browning vs. San Jose State*, Nov. 12, 2022
 2, Jack Browning vs. Arizona, Sept. 3, 2022

Opp: 2, five times, last Brandon Talton, Nevada*, Oct. 21, 2023

Bowl: 1, Jackson Kennedy, Syracuse vs. Washington State, Dec. 27, 2024

Longest Field Goal

50, Gabe Plascencia vs. Texas A&M-Commerce, Aug. 31, 2024
 50, Jack Browning vs. Toledo, Sept. 24, 2022
 49, Jack Browning vs. Ohio, Aug. 26, 2023
 46, Gabe Plascencia vs. Washington State, Oct. 26, 2024
 45, Jack Browning vs. Hawai'i*, Oct. 8, 2022

Opp: 45, Matthew Dapore, Air Force, Nov. 30, 2024

Bowl: 30, Jackson Kennedy, Syracuse vs. Washington State, Dec. 27, 2024

Most Punts

9, Jack Browning vs. Toledo, Sept. 24, 2022
 7, Tyler Pastula vs. Oregon State, Sept. 7, 2024
 7, Jack Browning vs. UCLA, Sept. 9, 2023
 6, Jack Browning vs. Utah State*, Nov. 4, 2023
 6, Jack Browning vs. Nevada*, Oct. 21, 2023
 6, Jack Browning vs. Air Force*, Nov. 26, 2022
 6, Jack Browning vs. UNLV*, Nov. 5, 2022
 6, Jack Browning vs. Idaho State, Sept. 10, 2022

Opp: 11, Ian Hershey, Idaho State, Sept. 10, 2022

Bowl: 1, three tied

Highest Punt Average (min. 3 punts)

56.3, Jack Browning vs. Ohio, Aug. 26, 2023
 50.2, Jack Browning vs. UNLV*, Nov. 5, 2022
 48.8, Tyler Pastula vs. Oregon State, Sept. 7, 2024
 47.6, Tyler Pastula vs. Hawai'i*, Oct. 5, 2024
 47.5, Jack Browning vs. Utah State*, Nov. 4, 2023
 47.5, Jack Browning vs. Idaho State, Sept. 10, 2022

Opp: 50.8, James Ferguson-Reynolds, Boise State*, Sept. 22, 2023

Longest Punt

65, Tyler Pastula vs. Hawai'i*, Oct. 5, 2024
 65, Jack Browning vs. Utah State*, Nov. 4, 2023
 64, Tyler Pastula vs. New Mexico*, Nov. 8, 2024
 63, Tyler Pastula vs. Oregon State, Sept. 7, 2024
 61, Jack Browning vs. UNLV*, Nov. 5, 2022

Opp: 67, James Ferguson-Reynolds, Boise State*, Sept. 22, 2023

Bowl: 42, Dean Janikowski, Washington State vs. Syracuse, Dec. 27, 2024

Most Kick Returns

3, Ja'Shaun Poke vs. Air Force*, Nov. 30, 2024
 3, Ja'Shaun Poke vs. Washington State, Oct. 26, 2024
 3, Ja'Shaun Poke vs. Texas A&M-Commerce, Aug. 31, 2024
 3, Kenan Christon vs. Boise State*, Sept. 22, 2023
 3, Jordan Byrd vs. Air Force*, Nov. 26, 2022
 3, Jordan Byrd vs. Arizona, Sept. 3, 2022

Opp: 6, Malik Sherrod, Fresno State*, Nov. 25, 2023

Bowl: 4, Leyton Smithson, Washington State vs. Syracuse, Dec. 27, 2024

Most Kick Return Yards

112, Jordan Byrd vs. San Jose State*, Nov. 12, 2022
 104, Kenan Christon vs. Boise State*, Sept. 22, 2023
 79, Jordan Napier vs. New Mexico*, Nov. 8, 2024
 64, Jordan Byrd vs. Arizona, Sept. 3, 2022
 61, Ja'Shaun Poke vs. Washington State, Oct. 26, 2024
 61, Jordan Byrd vs. Air Force*, Nov. 26, 2022

Opp: 130, Malik Sherrod, Fresno State*, Nov. 25, 2023

Bowl: 120, Leyton Smithson, Washington State vs. Syracuse, Dec. 27, 2024

Highest Kick Return Average (min. 2 KR)

56.0, Jordan Byrd vs. San Jose State*, Nov. 12, 2022
 39.5, Jordan Napier vs. New Mexico*, Nov. 8, 2024
 34.7, Kenan Christon vs. Boise State*, Sept. 22, 2023
 22.5, Jordan Byrd vs. Toledo, Sept. 24, 2022
 22.0, Martin Blake vs. Ohio, Aug. 26, 2023

Opp: 30.3, Chedon James, Idaho State, Sept. 2, 2023

Bowl: 30.0, Leyton Smithson, Washington State vs. Syracuse, Dec. 27, 2024

Longest Kick Return

95, Jordan Byrd vs. San Jose State*, Nov. 12, 2022
 71, Kenan Christon vs. Boise State*, Sept. 22, 2023
 61, Jordan Napier vs. New Mexico*, Nov. 8, 2024
 44, Ja'Shaun Poke vs. Texas A&M-Commerce, Aug. 31, 2024
 37, Jack Browning vs. Air Force*, Nov. 26, 2022

Opp: 49, Kaden Dudley, Boise State*, Sept. 22, 2023

Bowl: 46, Leyton Smithson, Washington State vs. Syracuse, Dec. 27, 2024

Most Punt Returns

4, Mekhi Shaw vs. Utah State*, Nov. 4, 2023
 3, Jordan Byrd vs. UNLV*, Nov. 5, 2022
 3, Jordan Byrd vs. Idaho State, Sept. 10, 2022
 2, eight times, last Mekhi Shaw vs. Hawai'i*, Oct. 5, 2024

Opp: 3, four times, last Trent Walker, Oregon State, Sept. 7, 2024

Bowl: 1, three tied

Most Punt Return Yards

75, Jordan Byrd vs. Idaho State, Sept. 10, 2022
 36, Dez Malone vs. Boise State*, Sept. 22, 2023
 30, Mekhi Shaw vs. Utah State*, Nov. 4, 2023
 25, Cam Davis vs. Boise State*, Sept. 22, 2023
 22, Mekhi Shaw vs. Hawai'i*, Oct. 5, 2024
 22, Jordan Byrd vs. Arizona, Sept. 3, 2022

Opp: 23, Dorian Singer, Arizona, Sept. 3, 2022

Bowl: 34, Trebor Pena, Syracuse vs. Washington State, Dec. 27, 2024

Highest Punt Return Average (min. 2 PR)

25.0, Jordan Byrd vs. Idaho State, Sept. 10, 2022
 12.5, Cam Davis vs. Boise State*, Sept. 22, 2023
 11.0, Mekhi Shaw vs. Hawai'i*, Oct. 5, 2024
 8.5, Mekhi Shaw vs. Idaho State, Sept. 2, 2023
 7.5, Mekhi Shaw vs. Utah State*, Nov. 4, 2023
 7.5, Mekhi Shaw vs. UCLA, Sept. 9, 2023

Opp: 12.0, Adam Beale, Toledo, Sept. 24, 2022

Longest Punt Return

66, Jordan Byrd vs. Idaho State, Sept. 10, 2022
 36, Dez Malone vs. Boise State*, Sept. 22, 2023
 22, Jordan Byrd vs. Arizona, Sept. 3, 2022
 21, Cam Davis vs. Boise State*, Sept. 22, 2023
 15, Mekhi Shaw vs. Hawai'i*, Oct. 5, 2024
 15, Mekhi Shaw vs. UCLA, Sept. 9, 2023

Opp: 16, Dorian Singer, Arizona, Sept. 3, 2022

Bowl: 34, Trebor Pena, Syracuse vs. Washington State, Dec. 27, 2024