

# SAN DIEGO STATE FOOTBALL

Contacts: Jamie McConeghy, Senior Assoc. AD of Communications & Media Relations (jmcconeg@sdsu.edu); Drew Barton, Asst. Communications Director (dbarton@sdsu.edu)

## LIVE COVERAGE

### TV: The CW

Chris Fisher (play-by-play)  
Darius Walker (analyst)  
Alex Brink (sidelines)  
Will O'Toole (producer)



### Aztecs Radio Network: San Diego Sports 760

pregame starts two hours before kickoff;

postgame show is one hour

Jon Schaeffer (play-by-play)

Rich Ohrnberger (analyst)

Ben Fletcher (pre, half, post)

J.R. Tolver (pre)



Live Stats: GoAztecs.com

## THE SERIES (complete series info on pg. 8)

Series: Washington State, 2-1

Home: 1-1; Away: 0-1



Snapdragon Stadium: 0-1

Martin Stadium: 0-0

Longest SDSU Win Streak: 1 (2011)

Longest WSU Win Streak: 1 (twice, 2007 & 2024-current)

## 2025 SCHEDULE / RESULTS

	<b>Stony Brook</b> Thu., Aug. 28   7 p.m.   Snapdragon Stadium   KUSI/MWN	<b>W, 42-0</b>
	<b>at Washington State</b> Sat., Sept. 6   7:15 p.m. PT   Pullman, Wash.   The CW	
	<b>California</b> Sat., Sept. 20   7:30 p.m. PT   Snapdragon Stadium   CBSSN	
	<b>at Northern Illinois</b> Sat., Sept. 27   TBA   DeKalb, Ill.   TBA	
	<b>Colorado State*</b> Fri., Oct. 3   7:30 p.m. PT   Snapdragon Stadium   CBSSN	
	<b>at Nevada*</b> Sat., Oct. 11   7:30 p.m. PT   Reno, Nev.   CBSSN	
	<b>at Fresno State*</b> Sat., Oct. 25   TBA   Fresno, Calif.   FOXSN	
	<b>Wyoming*</b> Sat., Nov. 1   4 p.m. PT   Snapdragon Stadium   CBSSN	
	<b>at Hawai'i*</b> Sat., Nov. 8   6 p.m. HT   Honolulu, Hawaii   Spectrum/MWN	
	<b>(25/25) Boise State*</b> Sat., Nov. 15   7:30 p.m. PT   Snapdragon Stadium   CBSSN	
	<b>San Jose State*</b> Sat., Nov. 22   TBA   Snapdragon Stadium   FOXSN	
	<b>at New Mexico*</b> Fri., Nov. 28   1:30 p.m. MT   Albuquerque, N.M.   CBSSN	

TOC	Page No.	TOC	Page No.
Media Availability	2	Roster	24-25
General Notes	3-20	2-Deep	26
Series History	8	Recap	27
MW / Opponent Info	21	Statistics	28
Coaching Staff	22-23		

## GAME 2

## SAN DIEGO STATE (1-0) at WASHINGTON STATE (1-0)

Saturday, Sept. 6 ■ 7:15 p.m. PT ■ Pullman, Wash. ■ Martin Stadium (32,952)



### AZTECS

Head Coach: Sean Lewis

Record at SDSU: 4-9 (second season)

Career Record: 28-40 (seventh season)

Lewis Record vs. Washington St.: 0-1

### COUGARS

Head Coach: Jimmy Rogers

Record at WSU: 1-0 (first season)

Career Record: 28-3 (third season)

Rogers Record vs. SDSU: 0-0



## SAN DIEGO STATE HEADS TO WASHINGTON STATE FOR BATTLE WITH FUTURE PAC-12 FOE

- Following a dominating season-opening 42-0 victory over Stony Brook last Thursday night, San Diego State hits the road for the first time of the season to take on Washington State Saturday night in Pullman. Kickoff is set for 7:15 p.m. PT and will air nationally on The CW, while also being on San Diego Sports 760, the flagship radio station of San Diego State athletics.
- The Aztecs (1-0) controlled the game and dominated in all three phases against a FCS team that was 8-4 a year ago, snapping a six-game losing streak to close the 2025 campaign.
- SDSU outgained the Seawolves, 464-95, including a 236-46 advantage through the air and a 228-49 lead on the ground. San Diego State had 18 more first downs than SB (24-6) and had a decisive advantage in time of possession, holding the ball for 37 minutes, 25 seconds of the 60-minute game.
- More notes on the 42-0 win over Stony Brook:
  - San Diego State shut out Stony Brook, 42-0, in the opener on Aug. 28. It was its first shutout since beating Weber State, 6-0, on Aug. 31, 2019.
  - The 42 points were the fourth-most points the Aztecs have scored in a shutout in their Division I history (since 1969).
  - SDSU outgained Stony Brook by 369 yards, its largest margin in a game since a DI school-record 448-yard advantage vs. San Jose State on Nov. 4, 2017. It was the largest margin in Snapdragon Stadium history.
  - The Aztecs outpassed Stony Brook by 190 yards in the opener on Aug. 28, their largest margin since a 199-yard edge at New Mexico on Nov. 3, 2018 and their largest in a game at Snapdragon Stadium.
  - SDSU allowed just one passing first down vs. Stony Brook in the opener on Aug. 28, tied for the fewest allowed against a non-option team in San Diego State's DI history (also one vs. UNLV on Oct. 8, 2016).
  - Stony Brook did not run a play inside the Aztecs' side of the field.
- Because of the Stony Brook effort, SDSU leads the nation in scoring defense (0.00, tied), pass efficiency defense (51.46), red zone offense (100.00, tied) and red zone defense (0.00, tied). Other impressive rankings for San Diego State include total defense (3rd, 95.00), opponent first downs (3rd, 6), passing defense (4th, 46.00), time of possession (6th, 37:25), third down defense (9th, 13.33) and rushing defense (18th, 49.00).
- Lucky Sutton ran for his first career 100-yard game, rushing 23 times for 100 yards and two touchdowns.
- Making his first career start like Sutton, Michigan transfer quarterback Jayden Denegal was 13-for-25 for 207 yards and a touchdown. Denegal, who spent three seasons at Michigan from 2022-24 and was the backup quarterback to J.J. McCarthy for the Wolverines' national championship season in 2023, appeared in seven games at Michigan, completing 4 of 5 passes for 50 yards and a touchdown.
- Denegal became the fourth straight quarterback to start at San Diego State having never started at another institution. The others were Jalen Mayden, who went 9-11 from 2022-23, Danny O'Neil (3-8 in 2024) and Javance Tupou'ata-Johnson (0-1 in 2024). The previous three quarterbacks went a combined 12-20 for a .375 winning percentage.
- Jacob Bostick hauled in a 25-yard touchdown pass from Denegal, and Parker Threatt (5 yards) and Christian Washington (1 yard) added rushing scores.
- Gabe Plascencia extended his streak to 14 consecutive field goals without a miss with a 42-yarder and 35-yarder in the second quarter to round out the scoring.
- Tano Letuli had a game-high nine tackles, Owen Chambliss had seven tackles, including a sack and 1.5 tackles for loss, and August

## COMBINED FB & MBB WINNING PCT. / SINCE 2010

Below is a list of the highest combined football and men's basketball winning pct. (through Aug. 31).

Rk.	School	Pct.
1.	Ohio State	.721
2.	San Diego State	.718
3.	Oregon	.717
4.	Duke	.715
5.	Alabama	.695
6.	Wisconsin	.688
7.	Michigan State	.687
8.	Arizona	.682
9.	Kentucky	.682
10.	Boise State	.677

## TREY WHITE'S NCAA FBS RANKINGS / 2024

Sack	No.	Rk.
Sacks Per Game	1.04	4th
Total Sacks	12.5	T-5th
Total Sack Yards	68	T-13th
Tackles For Loss Per Game	1.54	4th
Total Tackles For Loss	18.5	T-7th
Total TFL Yards	102	7th

\* White tied for third in SDSU single-season history last year with 12.5 sacks

## MOST CONSECUTIVE FIELD GOALS MADE / ACTIVE / FBS

Rk.	Name, Current School	FGM
1.	Lucas Carneiro, Ole Miss	20
2.	Will Ferrin, Brigham Young	18
3.	Jai Patel, Rutgers	15
	Dominic Zvada, Michigan	15
5.	Gabe Plascencia, SDSU	14
	Brock Taylor, Vanderbilt	14

\* Plascencia set a San Diego State single-season record in 2024 in field goal percentage (92.9), making 13 of his 14 attempts



# SAN DIEGO STATE MEDIA AVAILABILITY: WASHINGTON STATE

31 SUN	1 MON	2 TUE	3 WED	4 THU	5 FRI	6 SAT
<b>No practice</b>  No media availability.	<b>SDSU Media Luncheon</b> 11:45 a.m. - Food arrives Noon - Coach Lewis 12:20 p.m. - Selected players  <b>Closed practice</b>  <b>Game Notes</b> <b>News Conference Video</b> <b>News Conference Quotes</b>	<b>FINAL MEDIA DAY FOR STUDENT-ATHLETES</b>  <b>8:40-9:10 a.m. - Open Practice</b>  Open to media who cover SDSU on a regular basis (must contact athletic communications office).  <b>11 a.m. - Post-practice availability - requests only (up to a max of two) due by 9 a.m.:</b> - Selected players not at Monday's press conference - Assistant coaches	<b>FINAL MEDIA DAY FOR COACHES</b>  <b>8:40-9:10 a.m. - Open Practice</b>  Open to media who cover SDSU on a regular basis (must contact athletic communications office).  <b>11 a.m. - Post-practice availability - requests only (up to a max of two) due by 9 a.m.:</b> - Head Coach Sean Lewis (briefly) - Assistant coaches  <b>Broadcast Flip Card</b>	<b>Closed Practice</b>  No media availability.	<b>Closed Practice</b>  No media availability.  <b>6 p.m. - The Sean Lewis Show</b> live on San Diego Sports 760.	San Diego State at Washington State, 7:15 p.m. PT on The CW and San Diego Sports 760.  <b>Postgame News Conference</b> - San Diego State's locker room is closed. Coach Lewis and selected players will be available after a cooling off period. Contact the athletic communications office for details.  <b>Live: Game</b> <b>Live: Stats</b> <b>Game Stats</b> <b>Postgame Notes</b> <b>Postgame Quotes</b> <b>News Conference Archive</b> <b>Highlights</b>

Items in red are sent out to the media distribution list and/or are available on that day at GoAztecs.com.

## SDSU COMMUNICATIONS

**Phone:** (619) 594-5547

**Fax:** (619) 582-6541

### Overnight Address:

Aztec Athletics Center, Suite 3014  
 5302 55th Street  
 San Diego, CA 92182-4309

**Website:** GoAztecs.com

**Public Twitter:** GoAztecs

**Game Notes Twitter:** GoAztecsStats

**Jamie McConeghy\*** | Senior Assoc. AD/Comm. & Media Relations

**Office:** (619) 594-3023

**Cell:** (607) 435-5577

**E-Mail:** jmcconeg@sdsu.edu

**Drew Barton\*** | Assistant Communication Director

**Office:** (619) 594-5548

**E-Mail:** dbarton@sdsu.edu

**Richard Stern** | Assistant AD - Communications

**Office:** (619) 594-5548

**E-Mail:** rstern@sdsu.edu

**Ben Pearson** | Assistant Communications Director

**Office:** (619) 594-2576

**E-Mail:** bpearson@sdsu.edu

**Jim Solien** | Assistant Media Relations Director

**Office:** (619) 594-2576

**E-Mail:** jsolien@sdsu.edu

**Sam Meyers** | Assistant Communications Director

**Office:** (619) 594-5242

**E-Mail:** scmeyers@sdsu.edu

**Rachel Gonzales%** | Media Relations Coordinator

**Office:** (619) 594-5547

**E-Mail:** regonzales@sdsu.edu

**Andrew Burton** | Coordinator of Multimedia Productions

**Office:** (619) 594-2428

**E-Mail:** aburton2@sdsu.edu

\* primary football contacts; % credential requests

## PRACTICE

All practices are closed to both the public and the media with the exception being the first 20 minutes of Tuesday and Wednesday's workouts (media only). Members of the media planning to attend Tuesday or Wednesday's practice will need to email the athletic communications office to be placed on a list to gain access to the practice fields.

Post-practice interview requests should be submitted to the San Diego State athletic communications office no later than 9 a.m. PT on the day of the potential interview. Other interview requests must be made at least 24 hours in advance.

## MONDAY NEWS CONFERENCE

SDSU will hold its news conference on Monday's at noon PT.

Contact the SDSU athletic communications office for more details.

A brief transcript of the weekly media luncheon will be posted on GoAztecs.com. Contact the athletic communications office for additional details.

## THE SEAN LEWIS RADIO SHOW

This season, the Sean Lewis Show will air live weekly on 6-7 p.m. PT on San Diego Sports 760. The show will air on Tuesday, Aug. 26 for the opener, Friday, Sept. 5 for the Washington State game (Sept. 6), and each Thursday during game weeks for the rest of the season. The lone exception is the Nov. 8 game at Hawai'i, where the show will air on Friday, Nov. 7.

## VIDEO FOOTAGE OF GAMES

Video highlights and interview footage will once again be available to the media for San Diego State road games (time permitting). For more information contact Jamie McConeghy at (619) 594-3023.

## COLLEGE PRESS BOX.COM

CollegePressBox.com is the official media website for Mountain West football. Access and download weekly game notes, quotes, statistics, media guide headshots, logos and more for the conference and each of its 12 member schools throughout the season. Login information will be distributed by the conference office to accredited media or you can apply for a password by sending an email to password@collegepressbox.com.

Salvati added 1.5 sacks in limited snaps off the bench.

- Saturday night will be a battle between long-time Pac-12 member Washington State and San Diego State, which will be joining the league next year. On July 1, 2026, SDSU officially becomes a member of the new Pac-12 along with league stalwarts Oregon State and Washington State, as well as Boise State, Colorado State, Gonzaga (for men's basketball only), Fresno State, Texas State and Utah State.
- The Aztecs are 62-34 (.646) in league play since the current 12-team Mountain West conference began play in 2013 (includes championship and bowl games), which ranks as the second-best mark in the league behind Boise State (82-18, .800). Utah State (third, .590), Fresno State (fourth, .582) and Colorado State (sixth, .500) each will join SDSU and BS in the new Pac-12 next season.
- San Diego State and Washington State have met three times with the Cougars edging the Aztecs, 29-26, last year at Snapdragon Stadium.
- In last year's meeting, SDSU led, 26-14, after Marquez Cooper scored his second touchdown of the game with 13:39 remaining. WSU needed just three plays to respond, as John Mateer hit Carlos Hernandez for a 34-yard touchdown strike, narrowing the gap to 26-21 with 12:09 remaining in the contest. San Diego got all the way to the Cougar 17, however, three plays later Taariq Al-Uqadah stepped in front of a Danny O'Neil pass and returned the ball 20 yards to the WSU 37. Mateer later scored on a 2-yard touchdown run and, adding insult to injury, caught the ensuing two-point conversion from receiver Kris Hutson on a fumbled reverse. SDSU reached the Cougar 47 on its next drive, but a personal-foul penalty thwarted the advance, and San Diego State had to punt. WSU gained one first down, forcing the Aztecs to use their final two timeouts. With just 28 seconds left, the Cougars punted, but a roughing the kicker penalty gave the visitors an automatic first down to seal the game. San Diego State outgained the high-powered Washington State offense, 414-371, and battled through numerous injuries in the game.
- Saturday will be SDSU's first time playing at Washington State's Martin Stadium. San Diego State played what was deemed a neutral game with the Cougars on Sept. 8, 2007 at Qwest Field in Seattle (now Lumen Field), home of the NFL's Seattle Seahawks. The Aztecs lost that game, 45-17, then beat the Cougars, 42-24, at Qualcomm Stadium on Sept. 17, 2011 before falling in last season's heart-breaker.
- Following Saturday's clash at Washington State, the Aztecs have an off-week before returning to San Diego to face California on Sept. 20 at 7:30 p.m. PT.

## 2025 SEASON SET-UP

- San Diego State head coach Lewis began his head coaching career at Kent State in 2018, as the Golden Flashes went 2-10 in his first season at the helm. The following year, Lewis led Kent State to a 7-6 record, including a 6-2 mark in Mid-American Conference play and a berth in the MAC Championship game. The Golden Flashes then went on to win the Frisco Bowl over Utah State, 51-41, the program's first bowl win in program history.
- In the COVID-shortened 2020 season, Kent State led the country in scoring (49.8) and total offense (606.5), ranked second in in pass efficiency rating (191.2) and third down conversion percentage (56.1), third in rushing (283.0) and fourth down conversion percentage (87.5), and 10th in passing (323.5).
- In 2021, Kent State set program records in plays (1,052), yards (6,907), first downs (364), rushing yards (3,482) and passing yards (3,425). Additionally, the Golden Flashes ranked third in the country that year in rushing (248.6) and first downs (364), fourth in total offense (495.2) and 30th in scoring (33.0).
- Lewis departed Kent State to be the offensive coordinator at Colorado in 2023. Over the last two-plus seasons without Lewis at the helm, the Golden Flashes are 2-23 with a 0-22 mark against FBS teams and an 0-16 record in MAC play. KSU snapped a 21-game

## BEST FBS RECORD SINCE 2015

Below is a list of the highest winning percentages in the nation for FBS schools since the beginning of the 2015 season. (note: minimum 100 games played as an FBS school; through Aug. 31).













Rk.	Team	W	L	Pct.
1.	Alabama	124	17	.879
	Ohio State	116	16	.879
3.	Clemson	119	22	.844
4.	Georgia	116	22	.841
5.	Michigan	98	30	.766
6.	Notre Dame	101	31	.765
	Oklahoma	101	31	.765
8.	Boise State	94	35	.729
9.	Penn State	95	36	.725
10.	Appalachian State	94	36	.723
11.	LSU	92	37	.713
12.	Oregon	91	37	.711
13.	Iowa	90	39	.698
14.	Memphis	90	40	.692
15.	Washington	86	39	.688
16.	Wisconsin	85	42	.669
17.	Oklahoma State	86	44	.662
18.	Utah	83	43	.659
19.	Toledo	82	43	.656
20.	Brigham Young	82	47	.636
21.	Air Force	77	45	.631
22.	<b>San Diego State</b>	<b>80</b>	<b>47</b>	<b>.630</b>
23.	Ohio	77	46	.626
24.	USC	78	47	.624
25.	Texas A&M	78	48	.619

## CALIFORNIA FBS RECORDS SINCE 2015

Below is a look at the best records in the state of California since the beginning of the 2015 campaign (through 2024). BG - indicates number of bowl games the team has participated in since 2015. AP Rk. - indicates current team ranking in the Associated Press poll.

Rk.	Team	W	L	Pct.	BG	AP Rk.
1.	<b>San Diego State</b>	<b>80</b>	<b>47</b>	<b>.630</b>	<b>7</b>	-
2.	USC	78	47	.624	7	rv
3.	Fresno State	69	56	.552	6	-
4.	Stanford	60	61	.496	4	-
5.	UCLA	58	62	.483	5	-
6.	California	56	62	.475	4	-
7.	San José State	51	70	.421	5	-

## 2025 SCHEDULE / RESULTS

Date	Opponent	Site	TV/Stream	Time/Result	Series	Notes
Aug. 28	 <b>Stony Brook Seawolves</b>	San Diego, Calif. Snapdragon Stadium	KUSI/MWN	W, 42-0	SDSU, 1-0	First SDSU shutout since Aug. 31, 2019; Aztecs outgain Stony Brook, 464-95
Sept. 6	 <b>Washington State Cougars</b>	Pullman, Wash. Martin Stadium	The CW	7:15 p.m.	WSU, 2-1	SDSU led, 26-12, in 4Q in '24, but lost, 29-26; SDSU's first trip to Martin Stadium
Sept. 20	 <b>California Bears</b>	San Diego, Calif. Snapdragon Stadium	CBS Sports Network	7:30 p.m. PT	CAL, 5-4	SDSU outscored 24-7 in 2H in 31-10 loss in '24; SDSU will honor 2015 MW Championship team
Sept. 27	 <b>at Northern Illinois Huskies</b>	Dekalb, Ill. Huskie Stadium	TBA	TBA	SDSU, 6-0	Teams last met in 2017 at SDSU (W, 34-28); SDSU 16-2-1 all-time vs. current MAC teams
Oct. 3	 <b>Colorado State Rams</b>	San Diego, Calif. Snapdragon Stadium	CBS Sports Network	7:30 p.m. PT	SDSU, 22-15	SDSU edged, 22-19, in last meeting at CSU in '23; Aztecs have won seven of last nine meetings
Oct. 11	 <b>at Nevada Wolf Pack</b>	Reno, Nev. Mackay Stadium	CBS Sports Network	7:30 p.m. PT	SDSU, 9-7	SDSU beat NV, 23-7, last time in Reno ('22); No TDs in last meeting in 2023 (NV 6, SDSU 0)
Oct. 25	 <b>at Fresno State Bulldogs</b>	Fresno, Calif. Valley Children's Stadium	FOX, FS1 or FS2	TBA	SDSU, 31-27-4	SDSU-FS not on schedule last yr for 1st time since '10; Winner claims The Old Oil Can trophy
Nov. 1	 <b>Wyoming Cowboys</b>	San Diego, Calif. Snapdragon Stadium	CBS Sports Network	4 p.m. PT	SDSU, 20-19	Just second meeting w/ Wyoming since 2019; Wyoming's first trip to Snapdragon Stadium
Nov. 8	 <b>at Hawai'i Rainbow Warriors</b>	Honolulu, Hawaii Clarence T.C. Ching Athletics Complex	Spectrum Sports/MWN	6 p.m. HT	SDSU, 26-11-2	SDSU now 11-2 vs. UH since it joined the MW; Aztecs have won 5 of last 6 at Hawaii
Nov. 15	 <b>(25/25) Boise State Broncos</b>	San Diego, Calif. Snapdragon	CBS Sports Network	7:30 p.m. PT	BS, 6-4	Aztecs trailed, 28-0, last year in 56-24 loss; BS's 3-game winning streak is longest in series
Nov. 22	 <b>San Jose State Spartans</b>	San Diego, Calif. Snapdragon Stadium	FOX, FS1 or FS2	TBA	SDSU, 24-21-2	SDSU has won 9 of last 11 games in the series; SDSU's last loss to SJSU in San Diego is 2012
Nov. 28	 <b>at New Mexico Lobos</b>	Albuquerque, N.M. University Stadium	CBS Sports Network	1:30 p.m. MT	SDSU, 29-16	SDSU fell to UNM last yr. for 1st time since '09; SDSU's last regular-season game in MW history

## WASHINGTON STATE (1-0, 0-0 PAC-12)

A.30	Idaho	W, 13-10
<b>S.6</b>	<b>San Diego State</b>	<b>7:15 p.m. PT</b>
S.13	at North Texas	2:30 p.m. CT
S.20	Washington	4:30 p.m. or 5 p.m. PT
S.27	at Colorado State	5:30 p.m. MT
O.11	at Mississippi	11:45 a.m. CT
O.18	at Virginia	7:30 p.m. ET
O.25	Toledo	12:30 p.m. PT
N.1	at Oregon State*	5 p.m. PT
N.15	Louisiana Tech	7 p.m. PT
N.22	at James Madison	TBA
N.29	Oregon State*	3:30 p.m. PT

## TEAM COMPARISON (2025)

(National rankings (out of 127 in parentheses; through Aug. 30))

Category	San Diego State	Washington State
Record	1-0	1-0
Conference	0-0	1-0

Scoring Offense	42.00 (30)	13.00 (106)
Scoring Defense	0.00 (1)	10.00 (38)

Scoring Differential <sup>^</sup>	n/a	n/a
-----------------------------------	-----	-----

<sup>^</sup> ranking and numbers only include only vs. FBS schools

Rushing Offense	228.00 (31)	3.00 (128)
Passing Offense	236.00 (55)	208.00 (71)
Total Offense	464.00 (32)	211.00 (121)
Passing Efficiency	132.30 (68)	136.79 (64)

Rushing Defense	49.00 (18)	188.00 (103)
Passing Defense	46.00 (4)	33.00 (1)
Total Defense	95.00 (3)	221.00 (30)
Passing Eff. Defense	51.46 (1)	73.86 (18)

Net Punting	42.25 (52)	36.33 (100)
Punt Returns	9.89 (38)	0.00 (88)
Kickoff Returns	0.00 (95)	18.00 (64)
Punt Return Def.	0.00 (4)	0.00 (4)
Kick Return Def.	17.50 (73)	22.50 (102)

Interceptions Thrown	0 (1)	0 (1)
Fumbles Lost	0 (1)	1 (84)
Passes Intercepted	0 (65)	0 (65)
Fumbles Recovered	0 (50)	2 (4)
Turnovers Lost	0 (1)	1 (53)
Turnovers Gained	0 (86)	2 (22)
Turnover Margin	+0.00 (53)	+1.00 (27)

Sacks	3.00 (25)	0 (110)
Tackles for Loss	5.00 (74)	5.00 (74)
Sacks Allowed	0.00 (1)	1.00 (34)
TFL Allowed	3.00 (19)	7.00 (91)

First Downs Off.	24 (40)	13 (114)
First Downs Def.	6 (3)	16 (45)
3rd Down Conv. %	47.37 (45)	25.00 (109)
4th Down Conv. %	75.00 (42)	100.00 (1)
3D Conv. % Def.	13.33 (9)	43.75 (95)
4D Conv. % Def.	50.00 (59)	100.00 (94)

Fewest Penalties	7.00 (72)	7.00 (72)
Fewest Penalty Yds.	65.00 (94)	48.00 (59)

Red Zone Offense	100.00 (1)	100.00 (1)
Red Zone Defense	0.00 (1)	100.00 (68)

Time of Possession	37:25 (6)	24:46 (113)
--------------------	-----------	-------------

losing streak on Saturday with a 21-17 win over Merrimack out of the FCS.

- SDSU returns seven of its nine all-Mountain West players from a year ago, including first-team EDGE performer Trey White. White had a breakout season in 2024, totaling 60 tackles (40 solo), 18.5 tackles for loss (No. 1 in MW, No. 7 (tied) in FBS), 12.5 sacks (No. 1 in MW, No. 5 (tied) in FBS), two pass breakups and a forced fumble. White was named the MW preseason defensive player of the year in July at the media days in Las Vegas. He is the first San Diego State defensive lineman to be named the MW preseason defensive player of the year and the fourth defensive player overall, joining cornerback Leon McFadden in 2012, cornerback Dantoniae Kazee in 2016 and safety Patrick Morris in 2022.
- Plascencia was named the MW Preseason Special Teams Player of the Year after making 13 of 14 field goals a year ago for a SDSU single-season record 92.9 field goal percentage. He became SDSU's third MW preseason special teams player of the year over the last four seasons (also KR/PR Jordan Byrd in 2022 and P/K Jack Browning in 2023).
- The Aztecs also return honorable-mention performers safety Eric Butler, cornerback Chris Johnson, linebacker Tano Letuli, who joined White and Plascencia on the preseason all-MW team, wide receiver Jordan Napier and offensive lineman Ross Ulugalu-Maseuli.
- SDSU brings back all 11 starters on defense (note that returning Teivis Tuioti and departing Tupu Alualu each had six starts at defensive tackle and are counted as co-starters).
- The Aztecs have 26 players in their final season of eligibility, which is tied for the 11th most in the country.
- Additionally, SDSU returns 13 starters from a year ago, which is tied for the ninth most in the country. The only teams with more starters returning are Arizona State (16), Clemson (16), Illinois (16), Penn State (16), Alabama (14), Boise State (14), Duke (14) and Texas A&M (14).
- On offense, the Aztecs will have many new faces with just two starters returning in offensive linemen Ross Ulugalu-Maseuli and Christian Jones.
- SDSU returns only 34 rushing yards from a year ago (second fewest in the country according to a recent FBS athletic communications survey), 48 passing yards (none by a quarterback, fourth fewest in the country), 82 yards of total offense (second fewest in the country) and 36 points scored (third fewest in the country).
- In all, San Diego State welcomes 55 total newcomers (combining scholarships and walk-ons).

## PROGRAM AT A GLANCE

- SDSU's 71.8 combined winning percentage in football and men's basketball since the fall of 2010 only trails Ohio State (.721). Rounding out the top five are Oregon (.717), Duke (.715) and Alabama (.695).
- Since the start of the 2015 campaign, San Diego State ranks 22nd in the country with a 63.0 winning percentage (min. 100 games played as an FBS school) (80-47).
- SDSU had five double-digit victory seasons from 2015-21. Only eight schools in the nation can say that - San Diego State, Alabama, Appalachian State, Clemson, Georgia, Notre Dame, Ohio State and Oklahoma.
- San Diego State posted 13 consecutive seasons with at least a .500 record until 2022. That was tied for the sixth-longest streak nationally and was the longest streak among Pacific Time Zone teams.
- The Aztecs have played in 12 bowl games since 2010, tied for the 20th most in the country. The only teams with more bowl appearances since 2010 other than SDSU are Alabama, Clemson, Oklahoma, Georgia, Ohio State, Oregon, Wisconsin, Boise State, Notre Dame, LSU, Oklahoma State, Brigham Young, Michigan, Louisville, Texas A&M, Kansas State, Washington, Virginia Tech and Mississippi State.
- Since the start of the 2019 campaign, San Diego State is 29-19 in games decided by seven or more points.
- The Aztecs are 28-17 in their last 45 games decided by one score.
- San Diego State is 51-28 (.646) in its last 79 regular-season games against Mountain West opponents.
- SDSU's defensive rankings since 2014: 3rd in the country in interceptions (162), 9th in both total defense (328.4) and scoring defense (20.4), and 12th in turnovers forced (236).
- Since the start of the 2015 season, San Diego State has 14 kickoff returns for touchdowns, the most in the country over that span.
- The Aztecs also have five 100-yard kickoff return touchdowns since 2015, tied for the second most in the nation over that span.

## TRENDING

Searching for the formula to a San Diego State victory? Look no further.

## OFFENSIVE KEYS

- San Diego State is 58-2 the last 60 times it has rushed for 200 yards. The Aztecs surpassed 200 yards in the opener vs. Stony Brook.
- The Aztecs are 89-27 since 2011 when committing one turnover or less, something SDSU has done in 52 of its last 73 games.
- SDSU has an advantage in time of possession in 42 of the last 74 games. Since 2011, the Aztecs are 37-9 when possessing the football for at least 35 minutes.

## DEFENSIVE KEYS

- The Aztecs are 73-5 since 2011 when holding the opposition to 17 points or less. SDSU has held 30 of its last 68 opponents to 17 points or less.
- San Diego State has won 25 of its last 30 games when forcing at least two turnovers (SDSU's 17-game winning streak came to an end on Sept. 3, 2022 vs. Arizona) and 34 straight games when forcing at least three turnovers (1-0 last season).
- San Diego State is 77-6 in its Division I history when owning at least a plus-3 turnover advantage, something it did in the 2024 opener on Aug. 31 vs. Texas A&M-Commerce.
- The Aztecs are 35-11 since 2011 when allowing less than 150 passing yards.
- San Diego State is 63-9 the last 72 times it has held the opposition to a 33.3 percent or less mark on third down.
- Since 2009, San Diego State's record broken down by opponent passing efficiency: less than 110: 71-11; between 110-150: 46-32; greater than 150: 8-36.



- Since the start of the 2015 campaign, SDSU is 49-5 when holding its opponent to a passing efficiency rating of below 110.

### SPECIAL TEAMS / OVERALL TRENDS

- San Diego State is 20-4 since 2020 when winning the turnover battle and 53-6 since 2020. The Aztecs have won 22 of their last 26 games (22-4) when winning the turnover battle.
- San Diego State is 37-13 the last 50 times it has an advantage in field position.
- Since the start of the 2015 season, San Diego State has 14 kickoff returns for touchdowns, the most in FBS play over that time. To put that stat into perspective, seven other teams have played at least 100 games over that span and do not have a single kick return touchdown.
- Since the start of the 2020 season, San Diego State has 18 non-offensive touchdowns, tied with Middle Tennessee, SMU and Tulane for the ninth most in the country over that span, trailing only Notre Dame (25), Pittsburgh (24), Ohio State (21), Iowa (20), Kentucky (20), Utah (20), Alabama (19) and Houston (19).
- The Aztecs have 14 non-offensive touchdowns since the start of the 2021 season. Only 14 schools have more non-offensive touchdowns over that span, including Notre Dame (22), Pittsburgh (22), Ohio State (18), Iowa (17), Kentucky (17), SMU (17), Utah (17), Middle Tennessee (16), Arkansas State (15), Brigham Young (15), Houston (15), Louisville (15), Texas A&M (15) and Tulane (15). Over that span, SDSU has five interception returns for touchdowns, four blocked punt returns for touchdowns, two kickoff returns for a touchdown, two fumble recoveries for a touchdown and one punt return for a touchdown.
- SDSU has won 39 of its last 44 games leading after three quarters (30-game winning streak was snapped at Fresno State on Oct. 29, 2022).

### HOMETOWN HERO



San Diego State sophomore **Trey White** made the most of his move from linebacker to the new EDGE position in SDSU's 4-2-5 defense. White, who prepped at nearby Eastlake High School in Chula Vista, was named a captain by his teammates in 2024, along with Tano Letuli the first Aztec underclassmen to be named captains since current Minnesota Vikings head coach Kevin O'Connell (O'Connell was a four-time team captain from 2004-07).

White has racked up a multitude of preseason awards, including the MW preseason defensive player of the year, and watch lists for the Chuck Bednarik Award (most outstanding defensive player), the

#### White


Bronko Nagurski Trophy (national defensive player of the year) and the Senior Bowl Top 300, after earning first-team all-MW accolades in 2024. White was the first San Diego State defensive lineman to be named the MW preseason defensive player of the year and the fourth defensive player overall, joining cornerback Leon McFadden in 2012, cornerback Darnold Kasee in 2016 and safety Patrick Morris in 2022.

In one game this season, White totaled three tackles with two quarterback hurries.

Below are some notes on White's 2024 season.

- White totaled 60 tackles (40 solo), including 18.5 tackles for a loss of 102 yards and 12.5 sacks for 68 yards, while adding a forced fumble and two pass breakups.
- White ranked fourth in FBS last year in sacks per game (1.04) and tackles for loss per game (1.54), tied for fifth in sacks (12.5), seventh in total tackles for loss (18.5) and tackles for loss yards (102), and tied for 13th in sack yards (68). White led the Mountain West in all of those categories.
- White ranked in a tie for third in SDSU single-season history with 12.5 sacks with Andy Coviello (1991), only trailing Mike Douglass (21.0 in 1976) and Brett Faryniarz (13.0 in 1987).
- White's 18.5 tackles for loss, meanwhile, were the 13th most in SDSU single-season history.
- According to Pro Football Focus, White ranked in a tie for 39th in the country (third in MW) in quarterback pressures (39).
- White logged three sacks and four tackles for loss at Central Michigan on Sept. 28, 2024. He was the first Aztec with four TFLs in a game since Jay Henderson had four vs. Northern Illinois on Sept. 30, 2017.
- White followed with another three sacks and four tackles for loss once again vs. Hawai'i on Oct. 5 en route to being named the Mountain West Defensive Player of the Week on Oct. 7 for the first time of his career. According to Pro Football Focus, White's eight quarterback pressures were tied for the second most in the country that week, while his five quarterback hurries were tied for seventh.
- White came up with two sacks and three tackles for loss the following week at Wyoming on Oct. 12, making it four straight games with multiple sacks.

### IN DENEGAL WE TRUST



Denegal

San Diego State football head coach Sean Lewis named Jayden Denegal the team's starting quarterback following practice on Aug. 13.

Denegal spent three seasons at Michigan from 2022-24 and was the backup quarterback to J.J. McCarthy for the Wolverines' national championship season in 2023. He appeared in seven games at Michigan, completing 4 of 5 passes for 50 yards and a touchdown, while also rushing four times for 10 yards. The Aug. 28 opener was his first career start and he was named a captain on Aug. 23 by his teammates.

Denegal was a three-year starter at Apple Valley High School, totaling more than 4,600 passing yards and 69 touchdowns in his career. As a senior in 2021, he completed 121 of 145 passes for 1,545 yards and 24 touchdowns, while running for 281 yards and eight scores en route to being named the Mojave River League Offensive Player of the Year.

### SDSU IN THE RANKINGS (2025)

Category	Pct./No.	NCAA	MW
Rushing Offense	228.00	31	2
Passing Offense	236.00	55	5
Total Offense	464.00	32	2
Scoring Offense	42.00	30	2
Passing Efficiency	132.30	68	4
Rushing Defense	49.00	18	1
Passing Defense	46.00	4	1
Total Defense	95.00	3	1
Scoring Defense	0.00	1	1
Passing Efficiency Defense	51.46	1	1
Net Punting	42.25	52	7
Kickoff Returns	0.00	95	10
Punt Returns	9.89	38	3
Kickoff Return Yardage Def.	17.50	73	6
Punt Return Yardage Def.	0.00	4	2
Interceptions Thrown	0	1	1
Fumbles Lost	0	1	1
Passes Intercepted	0	65	7
Fumbles Recovered	0	50	10
Turnovers Lost	0	1	1
Turnovers Gained	0	86	9
Turnover Margin	+0.00	53	4
Sacks	3.00	25	4
Tackles for Loss	5.00	74	6
Sacks Allowed	0.00	1	1
Tackles for Loss Allowed	3.00	19	2
First Downs	24	40	5
Opponent First Downs	6	3	1
3rd Down Conversion Pct.	47.37	45	4
4th Down Conversion Pct.	75.00	42	3
3rd Down Defense	13.33	9	1
4th Down Defense	50.00	59	3
Fewest Penalties	7.00	71	7
Fewest Yards Penalized	65.00	72	7
Red Zone Offense	100.00	1	1
Red Zone Defense	0.00	1	1
Time of Possession	37:25	6	1
Field Goal Percentage	100.00	1	1
PAT Percentage	100.00	1	1
Winning Percentage	100.00	1	1

Red indicates top 25 in FBS or Mountain West leader

### MOST STARTS / CONSECUTIVE STARTS

Most Starts	Starts
Bryce Phillips, CB	35
Bayo Kanniye, OL	31
Ross Ulugalu-Maseuli, OL	29
Hunter Green, P	23
Dalesean Staley, S	22

Consecutive Starts	Streak
Bryce Phillips, CB	35
Trey White, EDGE	14
Chris Johnson, CB	13
Christian Jones, OL	13
Ross Ulugalu-Maseuli, OL	13

## SDSU INDIVIDUAL RANKINGS (2025)

(Current players only; Top 75 NCAA; Top 10 MW)				
Player	Category	Pct./No.	NCAA Rk.	MW Rk.
Jacob Bostick	Receiving TD	1	T-25	T-2
	Total TD	1	T-64	T-6
	Yds. per Rec.	17.67	--	9
	Points PG	6.00	--	T-10
	Yds. per Rec.	24.00	T-36	3
Donovan Brown	Sacks PG	1.00	T-32	T-7
Owen Chambliss	Total Sacks	1.00	T-36	T-8
	Sack Yds.	11	T-37	T-4
	TFL Yds.	12	T-43	T-5
	TFL PG	1.50	T-75	T-4
	Total TFL	1.50	--	T-8
Jayden Denegal	Yds. per Comp.	15.92	6	1
	Yds. per Att.	8.28	38	3
	Passing TD	1	T-57	T-5
	Pass Eff. Rat.	134.75	62	3
	Passing YPG	207.00	64	7
	Passing Yds.	207	67	9
	Total Off. PG	222.00	71	6
	Pass Att. PG	25.00	T-71	9
	Total Pass Att.	25	T-74	10
	Total Off. Yds.	222	75	8
	Total Off. YPP	6.94	--	6
	Comp. Pct.	52.00	--	10
	Comp. PG	13.00	--	10
	KO TB Pct.	100.00	T-1	T-1
	Punt Avg.	52.25	4	2
Hunter Green	KO Avg.	65.00	T-4	1
	Total KO TB	4	T-34	T-3
	Punt YPG	209.00	38	5
	Punts PG	4.00	T-44	T-4
	Total KO	4	--	T-6
Chris Johnson	Total PBU's	2	T-8	T-2
	Passes Def. PG	2.00	T-12	T-1
Tano Letuli	Asst. Tackles	8	T-13	2
	Tackles PG	9.00	T-54	T-6
Jordan Napier	PR PG	7.00	1	1
	Total PR	7	T-1	1
	PR YPG	73.00	T-7	1
	Total PR Yds.	73	T-8	1
	KR + PR yds.	73	T-20	T-2
	PR Avg.	10.43	25	2
	FG Pct.	100.00	T-1	T-1
Gabe Plascencia	PAT Pct.	100.00	T-1	T-1
	FGM PG	2.00	T-8	T-2
	Total FGM	2	T-10	T-2
	FGA PG	2.00	T-13	T-2
	Total FGA	2	T-18	T-4
	KO Avg.	64.00	T-61	T-4
	KO TB Pct.	50.00	T-72	T-3
	Points PG	9.00	--	T-5
	Total KO TB	2	--	T-5
	Total KO	4	--	T-6
	Total Pts.	9	--	T-9
August Salvati	Sacks PG	1.50	T-22	T-2
	Total Sacks	1.50	T-27	T-3
	Sack Yds.	11	T-37	T-4
	Total TFL Yds.	11	T-57	T-6
	TFL PG	1.50	T-75	T-4
	Total TFL	1.50	--	T-8
Dalesean Staley	Total PBU's	2	T-8	T-2
	Passes Def. PG	2.00	T-12	T-1
Lucky Sutton	Rush Att. PG	23.00	T-7	2
	Rushing TD	2	T-8	T-3
	Total Rush Att.	23	T-11	3
	Total TD	2	T-12	T-4
	Points PG	12.00	T-15	T-2
	Total AP Plays	24	T-15	T-3
	Total Pts.	12	T-24	T-6
	Rushing YPG	100.00	T-36	4
	Rushing Yds.	100	T-41	6
	Rushing YPC	4.35	--	6
Parker Threatt	AP YPG	102.00	--	10
	Rushing TD	1	T-35	T-5
	Total TD	1	T-64	T-6
	Points PG	6.00	--	T-10
C. Washington	Rushing TD	1	T-35	T-5
	Total TD	1	T-64	T-6
	Points PG	6.00	--	T-10
Mikey Welsh	PR PG	2.00	T-30	T-3
	PR Avg.	8.00	31	3
	Total PR	2	T-34	T-4
	PR YPG	16.00	52	4
	Total PR Yds.	16	T-55	4

Red indicates top 25 in FBS or Mountain West leader

Denegal becomes the fourth straight quarterback to start at San Diego State having never started at another institution. The others were Jalen Mayden, who went 9-11 from 2022-23, Danny O'Neil (3-8 in 2024) and Javance Tupou'ata-Johnson (0-1 in 2024). The previous three quarterbacks went a combined 12-20 for a .375 winning percentage.

In the opener against Stony Brook on Aug. 28, Denegal was 13-for-25 for 207 yards and a touchdown without throwing an interception, while owning a 134.8 passing efficiency rating. Quarterbacks are now 25-24-1 in their first game as a starter at SDSU in its Division I history (since 1969), but 8-3 since 2015.

■ Denegal leads the Mountain West in yards per completion (15.92, 6th in FBS), and is third in yards per attempt (8.28, 38th in FBS) and pass efficiency rating (134.75, 62nd in FBS), tied for fifth in passing touchdowns (1, T-57th in FBS), sixth in total offense per game (222.00, 71st in FBS) and total offense per play (6.94), seventh in passing yards per game (207.00, 64th in FBS), eighth in total offensive yards (222, 75th in FBS), ninth in passing yards (207, 67th in FBS) and pass attempts per game (25.00, T-71st in FBS), and 10th in total pass attempts (25, T-74th in FBS), completion percentage (52.00) and completions per game (13.00).

## KICKING HIS WAY INTO THE RECORD BOOKS



Plascencia

Senior kicker Gabriel Plascencia made the most of his first full season on The Mesa last season and is off to a great start this year. Plascencia, who played in four games in 2023, mainly as the kickoff specialist, before saving his redshirt campaign, was 13-for-14 (.929) on the year in field goal attempts. He's also been the main kickoff specialist as well.

Below are some notes on Plascencia, who earned a scholarship after the 2024 spring season.

■ Gabe Plascencia was 13-for-14 last season in field goal attempts. The 92.9 field goal percentage was a school record.

- Plascencia is 19-for-20 for his career. The 95.0 percentage would be a school record if he had enough attempts (25) to qualify.
- Plascencia has made 14 consecutive field goals, which is tied for the fifth-longest active streak in the country and the second longest by an Aztec since at least the 1996 season.
- Plascencia has eight career games with multiple field goals, including one this year.
- Plascencia was named the 2025 Mountain West Preseason Special Teams Player of the Year. He's SDSU's third MW preseason special teams player of the year over the last four seasons (also KR/PR Jordan Byrd in 2022 and P/K Jack Browning in 2023).
- This season, Plascencia ranks in a tie for the FBS lead in field goal percentage (100.00) and PAT percentage (100.00), and tied for eighth in made field goals per game (2.00, T-2nd in MW), tied for 10th in made field goals (2, T-2nd in MW), tied for 13th in field goal attempts per game (2.00, T-2nd in MW) and tied for 18th in total field goal attempts (2, T-4th in FBS). He's also tied for third in the MW in kickoff touchback percentage (50.00, T-72nd in FBS), tied for fourth in kickoff average (64.00, T-61st in FBS), tied for fifth in points per game (9.00) and total kickoff touchbacks (2), tied for sixth in total kickoffs (4), and tied for ninth in total points (9).
- Last year, Plascencia led the Mountain West in field goal percentage (92.86, T-9th in FBS), and was third in made field goals per game (1.18, T-50th in FBS), tied for fourth in made field goals (13, T-73rd in FBS), tied for sixth in field goals attempted per game (1.27), tied for seventh in kickoff touchbacks (23), eighth in kickoff touchback percentage (46.00), total kickoffs (8), kickoff yards (2,980) and kickoff average (59.60), and 10th in field goal attempts (14).

## CONTINUING THE AZTEC PUNTING LEGACY



Green

Aztec junior punter Hunter Green has continued the excellence of the punting position at San Diego State. Green, in his first season at SDSU after spending the previous three years at Northern Colorado at the FCS level, replaced first-team all-Mountain West punter Tyler Pastula. Before Pastula, Jack Browning was a two-time all-conference selection and the 2022 MW Special Teams Player of the Year and Matt Araiza was the 2021 Ray Guy Award winner for the top punter in the country and was the MW Special Teams Player of the Year.

So far this season, Green has punted four times for 209 yards and a 52.3 average with two 50-yarders and a long of 67 yards, and one inside the 20-yard line.

- Last year, Green ranked fifth in FCS last year in punt average (46.3). The 46.3 average would've ranked fifth in FBS last year and eclipsed the all-MW first-team punter Tyler Pastula of San Diego State (46.1).
- The 46.3 average would've ranked third in SDSU single-season history.
- Including FCS play, Green is averaging 45.2 yards per punt for his career, which is ranked third among all active FBS and FCS punters.
- This year, Green ranks in tie for first in FBS in kickoff touchback percentage (100.00), fourth in punt average (52.24, 2nd in MW), tied for fourth in kickoff average (65.00, 1st in MW), tied for 34th in total kickoff touchbacks (4, T-3rd in MW), 38th in punt yards per game (209.00, 5th in MW) and tied for 44th in punts per game (4.00, T-4th in MW). He's also tied for sixth in the MW in total kickoffs (4).
- Green punted four times for 209 yards and a 52.3 average in the opener with Stony Brook on Aug. 28 with a long of 67 yards. His 52.3 average was the second best for an Aztec in a season opener in their Division I history (since 1969), while the 67-yarder was

## HIGHEST FIELD GOAL PERCENTAGE / SDSU SINGLE-SEASON HISTORY (MIN. 10 ATT.)

Rk.	Name, Year	Pct.
1.	Gabe Plascencia, 2024	.929
2.	John Baron III, 2016	.913
3.	Chris O'Brien, 1985	.895
4.	Garrett Palmer, 2005	.882
5.	Garrett Palmer, 2007	.867

## MOST CONSECUTIVE FIELD GOALS MADE / ACTIVE / FBS

Rk.	Name, Current School	FGM
1.	Lucas Carneiro, Ole Miss	20
2.	Will Ferrin, Brigham Young	18
3.	Jai Patel, Rutgers	15
	Dominic Zvada, Michigan	15
5.	Gabe Plascencia, SDSU	14
	Brock Taylor, Vanderbilt	14

## HIGHEST PUNT AVERAGE / FBS / 2025

Rk.	Name, School	Avg.
1.	Keegan Andrews, UMass	57.0
2.	Mitchell Tomasek, EMU	52.4
3.	Billy Gowers, Hawai'i	52.4
4.	Hunter Green, SDSU	52.3
5.	Cole Maynard, WKU	51.4

the third longest.

- The 67-yard punt was the longest in Snapdragon Stadium history.

## BULLET NOTES - OFFENSE

- **Sean Lewis** is in his second season at San Diego State. One of the most innovative minds in college football over the past decade, Lewis was named the 19th head coach in the history of the San Diego State football program on Nov. 29, 2023. Lewis, 39, brings an extensive résumé to The Mesa, serving as head coach at Kent State from 2018-22 before spending the 2023 campaign as offensive coordinator/quarterbacks coach at Colorado under head coach Deion Sanders. He has also witnessed great success as a coordinator/assistant coach in stops at Syracuse (2016-17), Bowling Green (2014-15) and Eastern Illinois (2012-13). Colorado ranked sixth in the country in passing offense (330.0) last season when Lewis was calling plays and 39th in scoring (32.1). In 2021, Kent State set program records in plays (1,052), yards (6,907), first downs (364), rushing yards (3,482) and passing yards (3,425). In 2020, Kent State ranked first in scoring (49.8) and total offense (606.5), second in pass efficiency rating (191.2) and third down conversion percentage (56.1), third in rushing (283.0) and fourth down conversion percentage (87.5), and 10th in passing (323.5).
- Three other assistant coaches on the Aztec offensive staff have previous offensive coordinator experience, including offensive coordinator/quarterbacks coach **Matt Johnson** (2023 offensive coordinator at Kent State), run game coordinator **Mike Schmidt** (2023 run game coordinator at Mississippi State, 2022 run game coordinator at Syracuse) and pass game coordinator **Laneer Sampson** (2023 co-offensive coordinator/2022 pass game coordinator at Austin Peay). Additionally, senior offensive analyst **Ryan Lindley** was SDSU's offensive coordinator in 2023.
- San Diego State returns two offensive starters from last year, including C Ross Ulugalu-Maseuli and T Christian Jones.

## OFFENSIVE NUMBERS

- San Diego State is 69-22 since 2015 when scoring just 20 or more points (1-0 this year).
- The Aztecs are 52-5 the last 57 times they have scored at least 30 points (1-0 this season).
- SDSU has won 22 straight games when scoring 40 points (1-0 this year).
- San Diego State's 42-point margin of victory (42-0) vs. Stony Brook in the opener on Aug. 28 its largest in a game since beating San Jose State by 45 points (52-7) on Nov. 4, 2017 and largest in Snapdragon Stadium history.
- SDSU is 30-6 since 2011 when having at least 36 minutes of time of possession (1-0 this season).
- San Diego State won 11 straight games when not committing a turnover until falling at Central Michigan, 22-21, on Sept. 28, 2024. The Aztecs are 1-0 this season when not committing a turnover.
- Since the beginning of 2012, SDSU is 38-7 when not committing a turnover, 82-25 when committing one turnover or less and 22-37 when committing multiple turnovers in the same game.
- San Diego State has one turnover or less in 53 of its last 73 games and in 71 of its last 100 games.
- The Aztecs have won 53 of their last 59 games (53-6) when committing fewer turnovers than their opponent dating back to 2012 and 20 of their last 24 games (20-4) dating back to 2020 (0-0 this season).
- SDSU has lost 14 straight games when committing more turnovers than its opponent.
- Last season, the Aztecs scored 51 points off 12 turnovers forced, while their opponents scored 36 points off nine turnovers. This year, SDSU and its opponents have yet to commit a turnover.
- SDSU is 59-18 in its last 77 games when owning an edge in time of possession (1-0 this season).
- The Aztecs are 37-13 over the last 50 games when winning the field position battle.
- The Aztecs returned only 82 yards of total offense, the second fewest in the country according to a recent FBS athletic communications survey.
- SDSU also only returns 36 points scored, the third fewest in the country.
- San Diego State has played in consecutive turnover-free games (Nov. 30, 2024 vs. Air Force and Aug. 28, 2025 vs. Stony Brook) for either the first time in its Division I history.
- SDSU beat Stony Brook, 42-0, on Aug. 28, winning without trailing for the first time since winning at New Mexico, 34-10, on Nov. 18, 2022.
- SDSU outgained Stony Brook by 369 yards, its largest margin in a game since a DI school-record 448-yard advantage vs. San Jose State on Nov. 4, 2017. It was the largest margin in Snapdragon Stadium history.
- San Diego State scored on its opening drive vs. Stony Brook for a second straight game (also a touchdown vs. Air Force in 2024 season finale). The Aztecs went scoreless on their opening drive for the first 11 games last year.
- SDSU has gone two consecutive season openers (2024 vs. Texas A&M-Commerce and 2025 vs. Stony Brook) without a turnover for the first time in its Division I history (since 1969).
- San Diego State lost only one fumble last season, which is tied for the fewest in a season in NCAA FBS history. The other schools with just one fumble lost on a season are Bowling Green in 1996, Miami (Ohio) in 1998, Northern Illinois in 2004 and Iowa State in 2017.
- SDSU played in four consecutive games decided by three points or less from Sept. 28-Oct. 26, 2024 for the first time in its Division I history (since 1969).
- The streak of playing in games decided by three points or less was the longest streak in Mountain West history (since 1999), the longest active streak in the country and matched the longest streak since a five-game stretch for Brigham Young in 2016.
- The Aztecs started three different offensive line combinations in 12 games last year with 12 different offensive linemen logging snaps. This year, SDSU has started one different combination with 10 players logging snaps.
- The Aztecs were shut out by Oregon State, 21-0, on Sept. 7, 2024. It marked just the third time in the last 230 games that SDSU has been shut out (streak started on Nov. 25, 2006).

## SDSU UNDER SEAN LEWIS

Category	SDSU			
	2025	Streak	Lewis Era	Streak
Overall Record	1-0	W1	4-9	W1
Mountain West Record	0-0	L5	2-5	L5
Home Record	1-0	W1	3-4	W1
Road Record	0-0	L3	1-5	L3
Neutral Record	0-0	L1	0-0	n/a
Overtime	0-0	L1	0-0	n/a
Gms Dec. by 3 Pts or Less	0-0	L1	2-2	L1
Gms Dec. by 8 Pts or Less	0-0	L2	2-3	L2

## SCORING

Scoring - first to score	1-0	W1	4-2	W1
Leading - after 1 qtr	1-0	W1	3-1	W1
Leading - at halftime	1-0	W3	3-1	W3
Leading - after 3 qtr	1-0	W1	3-3	W1
Scoring - 20 or more points	1-0	W1	4-6	W1
Scoring - 30 or more points	1-0	W4	2-0	W2
Scoring - 40 or more points	1-0	W22	2-0	W2

## OFFENSE

Total Offense - 500+ yds	0-0	W5	0-0	n/a
Total Offense - 400+ yds	1-0	W1	2-2	W1
Passing - 300+ yds	0-0	L1	0-0	n/a
Rushing - 200+ yds	1-0	W16	2-0	W2
First Downs - 20+	1-0	W1	2-5	W1
3rd Down Conv. - 50 pct.+	0-0	L4	0-2	L2
No Turnovers	1-0	W1	3-4	W1
Turnovers - 1 or fewer	1-0	W1	4-6	W1
Turnovers - 2 or fewer	1-0	W1	4-9	W1
Field Position - 30 or better	1-0	W1	3-7	W1
Field Position - 25 or better	1-0	W1	4-7	W1
Play Call - 50 pct.+ rushing	1-0	W1	4-7	W1

## DEFENSE

Allowing 24 points or less	1-0	W1	4-3	W1
Allowing 17 points or less	1-0	W2	2-0	W2
Total Offense - <=300 yds.	1-0	W2	2-0	W2
Passing - <= 150 yds.	1-0	W1	2-1	W1
Rushing - <= 100 yds	1-0	W5	3-0	W3
First Downs - <= 15	1-0	W1	1-0	W1
3rd Down Conv. - <= 33 pct.	1-0	W1	2-1	W1
Turnovers - forced 2 or more	0-0	W1	2-1	W1
Turnovers - forced 3 or more	0-0	W34	1-0	W1
Field Position - <=25	1-0	W1	3-3	W1
Field Position - <=20	0-0	W4	1-0	W1
Defense Scores Points	0-0	W6	2-0	W2

## COMPARISON

SDSU more rushing yards	1-0	W1	3-1	W1
SDSU more return yards	1-0	W1	4-7	W1
SDSU fewer turnovers	0-0	L1	3-2	L1
SDSU same turnovers	1-0	W1	1-3	W1
SDSU more turnovers	0-0	L14	0-4	L4
SDSU more Time of Poss.	1-0	W1	1-2	W1
SDSU more 1st D. and ToP	1-0	W1	1-1	W1
SDSU better Avg. Field Pos	1-0	W1	3-5	W1
SDSU adv. in TO and AFP	0-0	L1	2-2	L1
SDSU ST (KR/PR) Score	0-0	W6	0-0	n/a

## INDIVIDUAL

Rusher - 100+ Yards	1-0	W1	3-3	W1
Multiple - 100+ Yards	0-0	W19	0-0	n/a
Passer - 300+ Yards	0-0	L1	0-0	n/a
Receiver - 100+ Yards	0-0	L2	0-2	L2
100+ Rusher, 300+ Passer	0-0	W2	0-0	n/a





**Stony Brook**  
Aug. 28  
W, 42-0



**at Washington State**  
Sept. 6  
7:15 p.m. PT



**California**  
Sept. 20  
7:30 p.m. PT



**at Northern Illinois**  
Sept. 27  
TBA



**Colorado State\***  
Oct. 3  
7:30 p.m. PT



**at Nevada\***  
Oct. 11  
7:30 p.m. PT



**at Fresno State\***  
Oct. 25  
TBA



**Wyoming\***  
Nov. 1  
4 p.m. PT



**at Hawaii\***  
Nov. 8  
6 p.m. HT



**Boise State\***  
Nov. 15  
7:30 p.m. PT



**San Jose State\***  
Nov. 22  
TBA



**at New Mexico\***  
Nov. 28  
1:30 p.m. MT

## SAN DIEGO STATE-WASHINGTON STATE SERIES

**Series:** Washington State, 2-1

**Home:** 1-1; **Away:** 0-1

**Snapdragon Stadium:** 0-1

**Martin Stadium:** 0-0

**Longest SDSU Win Streak:** 1 (2011)

**Longest WSU Win Streak:** 1 (twice, 2007 & 2024-current)

Date	Location (SDSU/Opp. NR)	Result	SDSU	WSU
<b>Mountain West Era</b>				
S.8.07	N-Qwest Field (Seattle, Wash.)	L	17	45
S.17.11	H-Qualcomm Stadium	W	42	24
O.26.24	H-Snapdragon Stadium	L	26	29
S.6.25	A-Martin Stadium			

## SERIES NOTES

- Saturday marks the fourth meeting between San Diego State and Washington State.
- The Aztecs opened the 2007 season against the Cougars at Qwest Field in Seattle (now Lumen Field). WSU broke a 7-7 tie with 28 consecutive points en route to a 45-17 victory.
- **NOTES FROM 2007 MEETING:** San Diego State gave up 654 yards of total offense in the 45-17 loss, which at the time were the fourth-most yards allowed in Aztecs' Division I history (since 1969)... It was the first of three times SDSU gave up at least 650 yards of total offense that season and the 654 yards allowed are now the sixth-most allowed in a game in San Diego State's DI era... Alex Bring threw for a then school-record 38 passes for 469 yards and five touchdowns as three Cougars - Michael Bumpus, Brandon Gibson and Charles Dillon - had over 100 receiving yards apiece... Current Minnesota Vikings head coach Kevin O'Connell finished 28-for-44 for 273 yards and a touchdown for the Aztecs, who also had a 59-yard touchdown run by Brandon Bornes midway through the first quarter.
- In the 2011 meeting in San Diego, SDSU trailed, 24-14, six minutes into the second half but scored the final 28 points of the game en route to a 42-24 victory to give San Diego State its first 3-0 start in 30 years.
- **NOTES FROM 2011 MEETING:** Ronnie Hillman ran for 191 yards and four touchdowns for the Aztecs... Hillman scored on runs of 13 and 12 yards in the first half before scoring on a 1-yard dash to give San Diego State a 28-24 lead nearly five minutes into the fourth quarter. Hillman then added a 59-yard TD run at the 7:26 mark... The Cougars entered the game as the nation's highest-scoring team at 61.5 points per game and were trying to go 3-0 to start the season for the first time since 2005... The Aztecs broke its 22-game losing streak against BCS schools and snapped a 19-game losing streak to teams in the Pac-12... Current SDSU offensive analyst Ryan Lindley threw for 273 yards, but also committed the first two San Diego State turnovers of the season with an interception and a turnover... The Aztecs outrushed WSU, 227-51, and had 500 total yards to Washington State's 419... SDSU had six sacks and nine tackles for loss in front of a crowd of 57,286 fans, still the second-most fans to see a San Diego State home game, only trailing the 59,473 that saw the Aztecs fall to No. 16 Iowa in the 1986 Holiday Bowl on Dec. 30 (L, 38-39).
- Dey Juan Hemmings was the only SDSU player to see action in both games against Washington State. Hemmings had a solo tackle on punt coverage in the 2007 game and then had a pass breakup in the 2011 encounter.
- Current San Diego State offensive line coach and run game coordinator Mike Schmidt was a starter at left guard in the Sept. 8, 2007 game against the Huskies and then was a graduate assistant coach for the offensive line in the 2011 meeting.
- In the 2024 meeting in San Diego, the Aztecs entered as 17.5-point underdogs, but led, 26-14, early in the fourth quarter before surrendering two late touchdowns in a 29-26 loss.
- **NOTES FROM 2024 MEETING:** SDSU led, 26-14, after Marquez Cooper scored his second touchdown of the game with 13:39 remaining... San Diego State outgained the high-powered Washington State offense, 414-371, and battled through numerous injuries in the game... Cooper rushed for 78 yards on 18 carries with two touchdowns, while Ja'Shaun Poke caught 10 passes for 80 yards... True freshman quarterback Danny O'Neil was 22-for-34 for 195 yards with one interception... Tano Letuli finished with a career-high 10 tackles, while Chris Johnson logged eight tackles with six solo stops.
- Saturday's game is the back end of a home-and-home series between the Aztecs and WSU, which was announced in June 2017. The two teams were original scheduled to play on Sept. 7, 2024 in San Diego and Sept. 6, 2025 in Pullman, Wash. Last year's game, however, was moved to Oct. 26 over the summer to placate 10 teams leaving the Pac-12 Conference and Washington State (and Oregon State) agreeing to a scheduling agreement with the Mountain West.
- Last September, San Diego State joined the Pac-12 Conference and will start league play in 2026 along with Washington State, Oregon State, Boise State, Colorado State, Fresno State, Texas State and Utah State. Gonzaga will also play in the new Pac-12 in all sports except football.
- **SERIES TIDBITS:** Neither team hosted a game in the series at their current home stadium in the first two meetings. The 2007 game was played at Qwest Field (not Luman Field), home of the Seattle Seahawks, while the 2011 contest was played at Qualcomm Stadium, which was demolished in 2020 to make way for the 2022 opening of Snapdragon Stadium... After last year's game at Snapdragon Stadium, this will be SDSU's first trip to Martin Stadium in Pullman, Washington... The average attendance for the first two previous meetings was 51,788... In the first two meetings in which each team has a win, the winning school has averaged 577.0 yards per game, 43.5 points, 30.5 first downs, 371.0 passing yards and 206 yards... The teams combined turnovers in those two meetings (3 for SDSU, 5 for WSU)... After being outpassed, 837-558 (418.5-279.0 yards per game) over the first two games of the series, San Diego State won the passing battle last year, 284-257... The Aztecs have outrushed the Cougars in both San Diego meetings, including an 130-114 advantage last year... All three meetings have had game time temperatures within three degrees of each other (70, 69 and 67).

## SAN DIEGO STATE VS. WASHINGTON STATE - MEETINGS

Date	Site	Result	SD WS				Total			Passing		Rushing		Te.	Att.
			Rk	-	Rk		Yds	-	Yds	TOs	-	Yds	-		
S.8.07	A - Quest Field	L	17	-	45	-	21	-	36	399	-	654	1	-	70
S.17.11	H - Qualcomm	W	42	-	24	-	25	-	19	500	-	419	2	-	69
O.26.24	H - Snapdragon	L	26	-	29	-	21	-	22	414	-	371	1	-	67
S.6.25	A - Martin														

SDSU number is listed first. Te. indicates game temperature



**SAN DIEGO STATE-WASHINGTON STATE CONNECTIONS**

- Current San Diego State director of athletics John David Wicker was the associate director of athletics for events and facility operations at Washington State from 2001-10.
- San Diego State defensive line coach David Lose was a defensive analyst at Washington State from 2011-16.
- SDSU EDGE coach Roy Manning coached the outside linebackers at WSU from 2015-17.
- Washington State offensive graduate assistant Owen Baebler is the son of San Diego State Senior Associate Athletic Director, Facilities, Events and Capital Projects Scott Baebler.
- WSU assistant offensive line coach Mike Lupati was an offensive lineman for the Seattle Seahawks in 2019 and 2020, where he helped block for former SDSU star running back/returner and first round draft pick Rashaad Penny.
- San Diego State senior offensive analyst Ryan Lindley was a quarterback for the Arizona Cardinals from 2012-14 while Washington State assistant defensive line coach Everette Thompson spent time with the Cardinals.
- Aztecs radio play-by-play broadcaster Jon Schaeffer and Cougars chief of staff Jon Schaeffer are not related.
- SDSU safety Hunter Haines played at WSU in 2024 while WSU defensive tackle Darrion Dalton spent 2021-24 on The Mesa.
- San Diego State defensive lineman Krishna Clay, punter Tashi Dorje, tight end Timothy Netane, kicker Gabriel Plascencia and long snapper Luke Williams, and Washington State wide receiver Tony Freeman all attended the College of San Mateo in San Mateo, California.
- Aztecs edge defender Niles King and Cougars offensive lineman Jaylin Caldwell both spent time at Grand Valley State in Allendale, Michigan.
- San Diego State safety Dwayne McDougale and Washington State offensive lineman Sone Falealo played football at Idaho.
- Aztec offensive lineman Dallas Fincher and Cougars tight end Ademola Faleye both competed at Michigan State.
- SDSU safety Josiah Cox, and WSU defensive ends Buddha Peleti and Malaki Ta'ase and offensive lineman AJ Vaipulu all went to school at New Mexico State.
- San Diego State punter Emil Herranen and Washington State cornerback Colby Humphrey spent time at Northern Arizona.
- Aztec linebacker Tanner Williams and Cougars linebacker Gavin Barthiel both played football at Utah State.
- San Diego State offensive lineman Michael Levi Watkins and Washington State punter Troy Peltz competed at Washington.
- SDSU defensive lineman Sidney Dupuy, linebacker Tano Letuli and running back Lucky Sutton, and WSU defensive end Jack Janikowski prepped at Cathedral Catholic High in San Diego.
- Aztec safety Eric Butler, linebacker Owen Chambliss and offensive lineman Ikbahl Kassim, and Cougars offensive lineman AJ Vaipulu and wide receiver Noah Westbrook went to high school at Centennial High in Corona, California.
- San Diego State edge defender Lucan Amituanai and Washington State defensive tackle Soni Finau both played at Elk Grove High in Elk Grove, California.
- SDSU cornerback Isaiah Buxton and wide receiver De'yhare Overstreet-Glover, and WSU wide receiver Josh Meredith all played football at Mater Dei Catholic High in Chula Vista, California.
- Aztec quarterback Draiden Trudeau and Cougars defensive lineman Titus Miller competed at Mission Viejo High in Mission Viejo, California.
- San Diego State linebacker Mister Williams and safety Prince Williams, and Washington State cornerback Jamaray Smith all attended Oaks Christian High in Westlake Village, California.

**TOP RUSHING PERFORMANCES VS. WSU**

Rk.	Name	H/A	Date	Score	Yards
1.	Ronnie Hillman	H	9-17-11	W, 42-24	191

1 100-YARD RUSHING GAMES (SDSU is 1-0 in those games)

**TOP PASSING PERFORMANCES VS. WSU**

Rk.	Name	H/A	Date	Score	Yards
n/a					

0 300-YARD PASSING GAMES (SDSU is 0-0 in those games)

**TOP RECEIVING PERFORMANCES VS. WSU**

Rk.	Name	H/A	Date	Score	Yards
n/a					

0 100-YARD RECEIVING GAMES (SDSU is 0-0 in those games)

**SDSU CAREER VS. WASHINGTON STATE**

<b>Rushing</b>	<b>Att.</b>	<b>Yds.</b>	<b>Avg.</b>	<b>TD</b>	<b>Defense</b>	<b>S-A-T</b>	<b>Other</b>
Byron Cardwell Jr.	9	98	10.9	2	Tano Letuli	4-6-10	0.5 TFL
					Chris Johnson	6-2-8	1 PBU
					Bryce Phillips	4-1-5	1.0 TFL, 1 PBU
					DJ Herman	2-3-5	
					Deshawn McCuin	4-0-4	1.0 SCK, 1.0 TFL, 1 PBU
					Owen Chambliss	2-2-4	
					Krishna Clay	2-2-4	0.5 TFL
					Dalesean Staley	1-1-4	
					Trey White	2-1-3	0.5 SCK, 0.5 TFL
					Eric Butler	1-1-2	
					Josh Hunter	1-1-2	0.5 SCK, 1.5 TFL
					Malachi Finau	1-0-1	
					Christian Jones	1-0-1	
					Jelani McLaughlin	1-0-1	
					Brady Nassar	1-0-1	
					Max Garrison	0-1-1	
					Jelani Whitmore	0-1-1	1 FR
<b>Passing</b>	<b>A-C-I</b>	<b>Yds.</b>	<b>TD</b>	<b>Eff.</b>			
Jordan Napier	1-1-0	27	1	656.8			
DJ Herman	1-1-0	21	0	276.4			
<b>Receiving</b>	<b>No.</b>	<b>Yds.</b>	<b>Avg.</b>	<b>TD</b>			
Jordan Napier	3	44	14.7	1			
<b>Kickoff Returns</b>	<b>No.</b>	<b>Yds.</b>	<b>Avg.</b>	<b>TD</b>			
n/a							
<b>Punt Returns</b>	<b>No.</b>	<b>Yds.</b>	<b>Avg.</b>	<b>TD</b>			
n/a							
<b>Punting</b>	<b>No.</b>	<b>Yds.</b>	<b>Avg.</b>	<b>Long</b>			
n/a							
<b>Kicking</b>	<b>FG-FGA</b>	<b>Long</b>	<b>PAT-PATA</b>				
Gabe Plascencia	2-2	46	2-2				

## LAST GAME VS. WASHINGTON STATE

WASHINGTON STATE	7	7	0	15	-	29
SAN DIEGO STATE	6	6	7	7	-	26

Oct. 26, 2024 | Snapdragon Stadium | San Diego, Calif. | 7:32 p.m. PT | Attendance: 26,937



## TEAM STATISTICS

	WSU	SDSU
<b>FIRST DOWNS</b>	<b>22</b>	<b>21</b>
Rushing	8	5
Passing	11	15
Penalty	3	1
<b>NET YARDS RUSHING</b>	<b>114</b>	<b>130</b>
Rushing Attempts	40	30
Average Per Rush	2.8	4.3
Rushing Touchdowns	2	2
Yards Gained Rushing	145	150
Yards Lost Rushing	31	20
<b>NET YARDS PASSING</b>	<b>257</b>	<b>284</b>
Completions-Attempts-Int	19-27-0	28-41-1
Average Per Attempt	9.5	6.9
Average Per Completion	13.5	10.1
Passing Touchdowns	2	1
<b>TOTAL OFFENSE YARDS</b>	<b>371</b>	<b>414</b>
Total offense plays	67	71
Average Gain Per Play	5.5	5.8
Fumbles: Number-Lost	2-1	0-0
Penalties: Number-Yards	4-45	8-78
<b>PUNTS-YARDS</b>	<b>3-108</b>	<b>4-141</b>
Average Yards Per Punt	36.0	35.2
Net Yards Per Punt	36	36
Inside 20	1	0
50+ Yards	0	0
Touchbacks	0	0
Fair catch	2	2
<b>KICKOFF-YARDS</b>	<b>5-317</b>	<b>5-273</b>
Average Yards Per Kickoff	63.4	54.6
Net Yards Per Kickoff	41.2	38.2
Touchbacks	2	0
Fair Catch Yards	0	10
<b>Punt returns: Number-Yards-TD</b>	<b>1--3-0</b>	<b>0-0-0</b>
Average Per Return	-3.0	0.0
<b>Kickoff returns: Number-Yards-TD</b>	<b>3-57-0</b>	<b>3-61-0</b>
Average Per Return	19.0	20.3
<b>Interceptions: Number-Yds-TD</b>	<b>1-20-0</b>	<b>0-0-0</b>
<b>Fumble Returns: Number-Yds-TD</b>	<b>0-0-0</b>	<b>0-0-0</b>
Miscellaneous Yards	0	0
<b>Possession Time</b>	<b>30:27</b>	<b>29:33</b>
1st Quarter	05:28	09:32
2nd Quarter	06:13	04:34
3rd Quarter	07:23	07:37
4th Quarter	07:10	07:50
<b>Third-Down Conversions</b>	<b>5-12</b>	<b>5-14</b>
<b>Fourth-Down Conversions</b>	<b>1-3</b>	<b>1-2</b>
<b>Red-Zone Scores-Chances</b>	<b>1-1</b>	<b>3-4</b>
Touchdowns	1	2
Field goals	0	1
<b>Sacks By: Number-Yards</b>	<b>4-18</b>	<b>3-16</b>
<b>PAT Kicks</b>	<b>3-3</b>	<b>2-2</b>
<b>2Pts Conversions</b>	<b>1-1</b>	<b>0-1</b>
<b>Field Goals</b>	<b>0-0</b>	<b>2-2</b>
<b>Points off Turnovers</b>	<b>8</b>	<b>7</b>

## GAME NOTES

## Big Notes

- San Diego State has played in four consecutive games decided by three points or less for the first time in its Division I history (since 1969). The Aztecs' last four games have been decided by a total of 10 points (SDSU is 2-2 in those games).
- San Diego State has played in three consecutive games decided by the same score (in this case, three points) for just the second time in its Division I history (the Aztecs played three straight seven-point games in 2013).
- SDSU fell to 7-8 against the Pac-12 since the start of the 2016 season.
- San Diego State fell to 38-4 over the last 42 games when leading at the end of the third quarter.
- On the season, the Aztecs are now outscoring the opposition, 45-14, in points off turnovers.
- SDSU is 79-42 (.653) since the start of the 2015 campaign, which is the 20th-best record in the country over that span.
- This was just the second home game for San Diego State a 49-day span (also Oct. 5 vs. Hawai'i).
- This was the first 29-26 final in the Aztecs' DI history.
- RB Marquez Cooper ran for 78 yards and now has 4,604 yards for his career, which ranks 49th in NCAA history (according to SportsReference.com). Some of the players he passed tonight include both Faulk brothers (Kevin - 4,557 and Marshall - 4,589), Darren McFadden (4,590) and Thurman Thomas (4,595).

## Series Notes

- San Diego State fell to 1-2 all-time against Washington State.

## Cougars Thwart Aztecs' Upset Bid, 29-26

**SAN DIEGO** — Upset-minded San Diego State gave visiting Washington State all it could handle Saturday but was unable to build on a 12-point lead early in the fourth quarter before dropping a tough 29-26 decision on Homecoming Night at Snapdragon Stadium.

Despite maintaining the edge in total yards (414-371), the Aztecs surrendered two fourth-quarter touchdowns allowing the Cougars to escape.

With the setback, SDSU slips to 3-4 on the season, while WSU moves to 7-1 overall.

Marquez Cooper rushed for 78 yards on 18 carries with two touchdowns, marking his 13th career game with multiple scores.

In addition, the Aztecs received season highs of 10 receptions and 80 yards from Ja'Shaun Poke, while Danny O'Neil finished with 22 completions on 34 attempts for 195 yards and one interception. Trailing 14-12 midway through the third quarter, SDSU caught a major break when the Jelani Whitmore pounced on a muffed punt by the Cougars' Tony Freeman at the WSU 43. Three plays later, SDSU reached into its bag of tricks, as Jordan Napier connected with a wide-open Nate Bennett on an option pass for a 27-yard touchdown that put the Scarlet and Black in front, 19-14.

Following a Cougar punt, the Aztecs increased their lead to 26-14 early in the final period when Cooper's 1-yard plunge into the end zone punctuated an 11-play 69-yard march.

WSU needed just three plays to respond, as John Mateer hit Carlos Hernandez for a 34-yard touchdown strike, narrowing the gap to 26-21 with 12:09 remaining in the contest.

San Diego State seemed poised to hold serve on its next possession after Napier made a spectacular grab in tight single coverage for a 31-yard gain on a third-and-9 situation, while Harrison followed with a 13-yard grab that gave the hosts a first down at the Cougar 17. However, the momentum abruptly shifted three plays later when Taariq Al-Uqadah stepped in front of an O'Neil pass and returned the ball 20 yards to the WSU 37.

Mateer found Hernandez once again for a 15-yard gain before twice calling his own number on a 15-yard keeper and a 2-yard touchdown run. Adding insult to injury, Mateer caught the ensuing two-point conversion from receiver Kris Hutson on a fumbled reverse.

SDSU reached the Cougar 47 on its next drive, but a personal-foul penalty thwarted the advance, as the Scarlet and Black elected to punt from its own 41 with 2:19 left.

WSU gained one first down, forcing the Aztecs to use their final two timeouts. With just 28 seconds left, the Cougars punted, but a roughing the kicker penalty gave the visitors an automatic first down to seal the game.

Defensively, SDSU was led by Tano Letuli, who finished with a career-high 10 tackles, while Chris Johnson totaled eight stops of his own, including six solo efforts. In addition, the Aztecs registered three sacks of Mateer.

The Cougars marched 65 yards in five plays on their first possession when Mateer dialed up a flea flicker and connected with Cooper Mathers on a 26-yard scoring strike.

Shortly thereafter, the Aztecs responded with a pair of Gabriel Plascencia field goals.

WSU reached the red zone on its ensuing possession with Mateer sneaking it in from a yard out.

After the teams exchanged fourth-down stops late in the second period, O'Neil returned to the Aztec huddle and directed a 6-play, 60-yard scoring drive, capped by Cooper's 7-yard touchdown burst with 17 seconds left before intermission. However, the conversion attempt went awry, leaving SDSU two points behind at 14-12.

## SCORING SUMMARY

Qtr	Time	Team	Scoring Play	Plays-Yds	TOP	Score
1st	12:26	WSU	Mathers 26-yd. pass f/Mateer (PAT good)	5-65	1:37	0-7
1st	8:54	SDSU	Plascencia 46-yd field goal	10-47	3:32	3-7
1st	0:00	SDSU	Plascencia 28-yd field goal	10-60	5:03	6-7
2nd	7:19	WSU	Mateer 1-yd rush (PAT good)	16-74	7:43	6-14
2nd	0:17	SDSU	Cooper 7-yd rush (2-pt. attempt failed)	6-60	1:41	12-14
3rd	7:05	SDSU	Bennett 27-yd pass f/Napier (PAT good)	3-43	1:06	19-14
4th	13:39	SDSU	Cooper 1-yd rush (PAT good)	11-69	5:23	26-14
4th	12:08	WSU	Hernandez 34-yd pass f/Mateer (PAT good)	4-80	1:27	26-21
4th	5:03	WSU	Mateer 2-yd rush (2-pt. conversion)	7-63	3:28	26-29

## INDIVIDUAL STATISTICS

## &gt;&gt;&gt;WASHINGTON STATE

Rushing	Att	Yds	TD	Long	Avg
Mateer	21	42	2	18	2.0
Parker	9	33	0	10	3.7
Williams	1	22	0	22	22.0
Schlenbaker	4	15	0	8	3.8
Barfield	4	6	0	3	1.5
<b>Totals</b>	<b>40</b>	<b>114</b>	<b>2</b>	<b>22</b>	<b>2.8</b>

Passing	C-A-I	Yds	TD	Long	Sack
Mateer	19-27-0	257	2	34	3
<b>Totals</b>	<b>19-27-0</b>	<b>257</b>	<b>2</b>	<b>34</b>	<b>3</b>

Receiving	No.	Yds	TD	Long
Williams	5	74	0	33
Hernandez	4	65	1	34
Shackelford	3	27	0	13
Hutson	3	16	0	15
Meredith	2	44	0	30
Mathers	1	26	1	26
Pulalasi	1	5	0	5
<b>Totals</b>	<b>19</b>	<b>257</b>	<b>2</b>	<b>34</b>

## &gt;&gt;&gt;SAN DIEGO STATE

Rushing	Att	Yds	TD	Long	Avg
Cooper	18	78	2	20	4.3
Davis	1	38	0	38	38.0
Tupou'ata-Johnson	5	16	0	9	3.2
Poke	1	1	0	1	1.0
O'Neil	5	-3	0	7	-0.6
<b>Totals</b>	<b>30</b>	<b>130</b>	<b>2</b>	<b>38</b>	<b>4.3</b>

Passing	C-A-I	Yds	TD	Long	Sack
O'Neil	22-34-1	195	0	31	3
Tupou'ata-J	4-5-0	41	0	14	1
Herman	1-1-0	21	0	21	0
Napier	1-1-0	27	1	27	0
<b>Totals</b>	<b>28-41-1</b>	<b>284</b>	<b>1</b>	<b>31</b>	<b>4</b>

Receiving	No.	Yds	TD	Long
Poke	10	80	0	21
Harrison	6	46	0	18
Bennett	5	73	1	27
Napier	3	44	0	31
Shaw	3	35	0	13
Cooper	1	6	0	6
<b>Totals</b>	<b>28</b>	<b>284</b>	<b>1</b>	<b>31</b>

## RUSHING OFFENSE

- San Diego State is 58-2 the last 60 times it has rushed for at least 200 yards (1-0 this season) and is 55-1 in its last 56 regular-season games when rushing for 200-plus yards.
- The Aztecs have won 17 straight games when rushing for at least 200 yards.
- San Diego State had two 100-yard rushers at New Mexico State (Jordan Byrd - 118 and Chance Bell - 116) on Sept. 14, 2019 for the 30th time in program history. The Aztecs are 29-1 in those occasions, including a 19-game win streak.
- SDSU is 33-1 in its Division I era (since 1969) when rushing for at least 300 yards in a game (0-0 this season).
- SDSU's rushing average this season by down - 1st: 3.9, 2nd: 6.0; 3rd: 3.1 and 4th: 1.7.
- San Diego State's rushing average this season by quarter - 1st: 4.8; 2nd: 3.2; 3rd: 2.8 and 4th: 5.3 - and by half - 1st: 4.3 and 2nd: 4.3.
- The Aztecs return only 34 rushing yards from a year ago, the second fewest in the country according to a recent FBS athletic communications survey.
- In the opener against Stony Brook on Aug. 28, San Diego State had its most rushing first downs (14) since rushing for 14 at Arizona on Sept. 11, 2021. It matched the Aztecs' most since getting 18 at Utah State on Oct. 31, 2020.
- SDSU's 54 rushing attempts were the most in a season opener in its Division I history (since 1969) (also Snapdragon Stadium), while its four rushing scores tied a best in a season opener (tied for most in Snapdragon Stadium).
- RB Lucky Sutton ranks second in the Mountain West in rushing attempts per game (23.00, T-7th in FBS), tied for second in points per game (12.00, T-15th in FBS), third in total rushing attempts (23, T-11th in FBS), tied for third in rushing touchdowns (2, T-8th in FBS) and total all-purpose plays (24, T-15th in FBS), fourth in rushing yards per game (100.00, T-36th in FBS), tied for fourth in total touchdowns (2, T-12th in FBS), sixth in rushing yards (100, T-41st in FBS) and rushing yards per carry (4.35), tied for sixth in total points (12, T-24th in FBS) and 10th in all-purpose yards per game (102.00).
- Sutton rushed for his first career 100-yard game in the opener against Stony Brook on Aug. 28 with 100 yards on 23 carries (4.3 avg.). Sutton became the 85th different Aztec with a 100-yard rushing game and it was the 18th 100-yard game in an Aztec season opener. Sutton had five carries for 35 yards last season and entered the game with 200 career yards on 37 carries. He scored his first two touchdowns since scoring his only two against Hawai'i on Oct. 14, 2023.
- WR Parker Threatt and RB Christian Washington are each tied for fifth in the Mountain West in rushing touchdowns (1, T-35th in FBS).
- Threatt scored his first career rushing touchdown for five yards vs. Stony Brook on Aug. 28 in his first time touching a ball in a college game.
- QB Jayden Denegal (15 rushing yards on seven carries for a 2.1 avg.) and QB Bert Emanuel Jr. (23 rushing yards on four carries for a 5.8 avg.) have combined to rush 11 times without being sacked.

## PASSING OFFENSE

- Since the start of the 2015 season, San Diego State has thrown 68 interceptions, the fourth fewest in the nation over that span behind option teams Navy's 52 (min. 100 GP), Air Force (62) and Army West Point (66). In contrast, Hawai'i has thrown 140 interceptions over that span, which is the most since 2015.
- Since 2015, the Aztecs own a +80 advantage in defensive interceptions (148) compared to interceptions thrown (68). That is the largest difference in the country over that span, followed by Iowa (+77), Alabama (+76), and Oregon (+60).
- SDSU has won five of its last six games when throwing for at least 300 yards.
- San Diego State returns only 48 passing yards from a year ago (none by a quarterback), which is the fourth fewest in the country according to a recent FBS athletic communications survey).
- The Aztecs outpassed Stony Brook by 190 yards in the opener on Aug. 28, their largest margin since a 199-yard edge at New Mexico on Nov. 3, 2018 and their largest in a game at Snapdragon Stadium.
- Jayden Denegal was named SDSU's starting quarterback following practice on Aug. 13. The Michigan transfer became the fourth straight quarterback to start at San Diego State having never started at another institution. The others were Jalen Mayden, who went 9-11 from 2022-23, Danny O'Neil (3-8 in 2024) and Javance Tupou'ata-Johnson (0-1 in 2024). The previous three quarterbacks went a combined 12-20 for a .375 winning percentage.
- Denegal was named a captain on Aug. 23 as voted on by his teammates.
- Denegal leads the Mountain West in yards per completion (15.92, 6th in FBS), and is third in yards per attempt (8.28, 38th in FBS) and pass efficiency rating (134.75, 62nd in FBS), tied for fifth in passing touchdowns (1, T-57th in FBS), sixth in total offense per game (222.00, 71st in FBS) and total offense per play (6.94), seventh in passing yards per game (207.00, 64th in FBS), eighth in total offensive yards (222, 75th in FBS), ninth in passing yards (207, 67th in FBS) and pass attempts per game (25.00, T-71st in FBS), and 10th in total pass attempts (25, T-74th in FBS), completion percentage (52.00) and completions per game (13.00).
- In the opener against Stony Brook on Aug. 28, Denegal was 13-for-25 for 207 yards and a touchdown without throwing an interception, while owning a 134.8 passing efficiency rating. Quarterbacks are now 25-24-1 in their first game as a starter at SDSU in its Division I history (since 1969), but 8-3 since 2015.
- The two Aztec quarterbacks - Denegal and Bert Emanuel Jr. - combined to complete passes to 10 different receivers in the opener with Stony Brook.
- WR Jacob Bostick is tied for second in the Mountain West in receiving touchdowns (1, T-25th in FBS), tied for sixth in total touchdowns (1, T-64th in FBS), ninth in yards per reception (17.67) and tied for 10th in points per game (6.00).
- WR Donovan Brown ranks third in the Mountain West in yards per reception (24.00, T-36th in FBS).
- WR Mikey Welsh (44 yards), TE Ryan Wolfer (18 yards), TE Jackson Ford (18 yards) and RB Lucky Sutton (2 yards) each had their first career catch in the Stony Brook game.

## ACTIVE CAREER START CHART(OFF./DEF.)

Career Starts (Off/Def)	'20	'21	'22	'23	'24	'25	Total
Bryce Phillips, CB	-	-	11	11	12	1	35
Bayo Kannike, OL	RS	5	11	11	3	1	31
Ross Ulagalu-Maseuli, OL	-	RS	6	10	12	1	29
Dalesean Staley, S	-	-	RS	11	10	1	22
Seth Adams, OL/TE	7	10	0	0	3	1	21
Christian Jones, OL	-	RS	0	6	12	1	18
Mister Williams, LB	0	RS	0	3	14	0	17
Kalan Ellis, OL	-	5	9	0	-	1	15
Trey White, EDGE	-	-	RS	1	12	1	14
Niles King, EDGE	-	RS	0	1	13	0	14
Chris Johnson, CB	-	-	0	0	12	1	13
Eric Butler, S	-	-	0	0	11	1	12
Krishna Clay, DL	-	-	-	-	12	0	12
Tanu Letuli, LB	-	-	-	0	10	1	11
Cam May, OL	-	-	0	0	11	0	11
Myles Kitt-Denton, WR	RS	0	0	1	10	0	11
Deshawn McCuin, S	0	1	0	2	7	0	10
Dwayne McDougale, S	-	-	RS	0	8	1	9
Brady Nassar, DL	-	-	-	0	8	1	9
Owen Chambliss, LB	-	-	-	RS	7	1	8
Teivis Tuioti, DL	RS	0	0	0	6	0	6
Christian Washington, RB	-	-	2	0	4	0	6
Sam Benjamin, DL	-	-	0	0	4	1	5
Donovan Brown, WR	-	-	RS	4	-	1	5
Joseph Borjon, OL	-	-	0	3	1	1	5
Josh Hunter, S	-	-	RS	5	0	0	5
Bert Emmanuel Jr., QB	-	-	1	3	0	0	4
Malachi Fianu, DL	-	-	RS	0	1	1	2
Jordan Napier, WR	-	-	-	RS	1	1	2
Dallas Fincher, OL	RS	0	0	2	0	-	2
DJ Herman, LB	-	-	0	0	2	0	2
Jayden Denegal, WR	-	-	RS	0	0	1	1
Jacob Bostick, WR	-	-	RS	0	0	1	1
Lucky Sutton, RB	-	-	RS	0	0	1	1
Josiah Cox, S	-	-	-	0	1	0	1
Ryan Henderson, EDGE	-	-	-	0	1	0	1
Saipale Fuimaono, OL	-	-	-	-	1	0	1
Brady Anderson, LB	-	0	RS	1	0	0	1

Kannike's first 30 starts came at Utah Tech. Phillips' first 22 starts came at Tennessee State. Adams' first 17 starts came at Cumberland at OL and last three came at Southeastern Louisiana at TE. Mister Williams' first 17 starts came at Incarnate Word. Ellis' 14 starts came at Syracuse. King's first 14 starts came at Grand Valley State. Kitt-Denton's first 11 starts came at Northwestern State. May's first 11 starts came at Howard. Staley's first 11 starts were at Northern Iowa. McDougale's first eight starts were at Idaho. Brown's first four starts were at Syracuse. Washington's first two starts came at New Mexico and last four came at Coastal Carolina. Emmanuel Jr.'s first four starts were at Central Michigan. Borjon's first three starts were at Arizona. Fincher's two starts came at Michigan State. Cox's first start came at New Mexico State. Fianu's first start came at Hawai'i. McCuin redshirted the 2019 season while at TCU.

## MOST GAMES / CONSECUTIVE GAMES

Most Games Played	Games
Deshawn McCuin, S	45
Mister Williams, LB	45
Bayo Kannike, OL	39
Christian Jones, OL	38
DJ Herman, LB	37
Chris Johnson, CB	37

Consecutive Games Played	Streak
Christian Jones, OL	38
Bryce Phillips, CB	35
Chris Johnson, CB	31
Niles King, EDGE	29
Trey White, EDGE	28



## TOP SCORING DEFENSES SINCE 2014

Best scoring defenses since start of 2014 (min. 100 GP)

Rk.	School	Pts. Allowed Per Game
1.	Georgia	17.0
2.	Alabama	17.2
3.	Clemson	17.8
4.	Iowa	18.0
5.	Wisconsin	18.1
6.	Michigan	18.1
7.	Ohio State	18.2
8.	Penn State	19.0
9.	<b>San Diego State</b>	<b>20.4</b>
10.	Notre Dame	21.0

## TOP TOTAL DEFENSES SINCE 2014

Best total defenses since start of 2014 (min. 100 GP)

Rk.	School	Total Yds. Allowed Per Game
1.	Michigan	294.1
2.	Wisconsin	296.7
3.	Georgia	303.8
4.	Clemson	306.2
5.	Alabama	306.9
6.	Ohio State	317.3
7.	Iowa	318.2
8.	Penn State	321.1
9.	<b>San Diego State</b>	<b>328.4</b>
10.	Air Force	333.7

## MOST INTERCEPTIONS SINCE 2014

Below is a list of the most interceptions forced in the FBS since the beginning of the 2014 campaign.

Rk.	Team	INT
1.	Iowa	171
2.	Clemson	164
3.	<b>San Diego State</b>	<b>162</b>
4.	Alabama	159
5.	Brigham Young	149
	Oregon	149
	Western Kentucky	149
8.	Wisconsin	146
9.	Ohio State	145
	Utah	145

## MOST TURNOVERS FORCED SINCE 2014

Below is a list of the most turnovers forced in the FBS since the beginning of the 2014 campaign.

Rk.	Team	TO Forced
1.	Clemson	270
2.	Memphis	258
3.	Alabama	254
4.	Iowa	246
5.	Louisiana Tech	245
6.	Western Kentucky	244
7.	Utah	243
8.	Ohio State	241
9.	Penn State	240
10.	South Florida	239
---	---	---
12.	<b>San Diego State</b>	<b>236</b>

## FEWEST INT. THROWN SINCE 2015

Fewest INT by an FBS team since 2015 (min. 100 GP).

Rk.	School	Int.
1.	Navy	52
2.	Air Force	62
3.	Army West Point	66
4.	<b>San Diego State</b>	<b>68</b>
5.	Alabama / Tennessee	72

## BULLET NOTES - DEFENSE

- **Rob Aurich** is in his first season as SDSU's defensive coordinator and second season overall after coaching the EDGEs last year. Aurich has previous coordinator experience at Idaho (2022-23 defensive coordinator), South Dakota (2018-21 special teams coordinator) and Bemidji State (2015-17 defensive coordinator).
- **Demetrius Sumler** was promoted to the defensive pass game coordinator this past offseason. Sumler is in his eighth year of coaching the cornerbacks, having had three cornerbacks make NFL teams following their time at SDSU.
- San Diego State all 11 starters on defense (note that returning **Teivis Tuioti** and departing **Tupu Alualu** each had six starts at defensive tackle, and are counted as co-starters).

## DEFENSIVE NUMBERS

- Since 2014, SDSU ranks third in the country in interceptions (162), ninth in both total defense (328.4) and scoring defense (20.4), and 12th in turnovers forced (236).
- San Diego State shut out **Stony Brook, 42-0, in the opener on Aug. 28. It was its first shutout since beating Weber State, 6-0, on Aug. 31, 2019.**
- The 42 points were the fourth-most points the Aztecs have scored in a shutout in their Division I history (since 1969).
- That was SDSU's fifth shutout in a season opener in its Division I history.
- San Diego State has held its opponent to single digits (or less) 22 times since 2015 (127 games) with four shutouts and to 10 or less points 39 times over that span.
- The Aztecs have allowed just 1,449 points over the last 270 quarters (5.37 points per quarter) (does not include overtime periods).
- SDSU has allowed just 1,523 points over the last 73 games (20.9 ppg).
- San Diego State has held its opponent scoreless on its opening possession one time this year in one game, eight times in 13 games since last season, 24 times in 38 games since 2022, 36 times in 51 games since 2021 and 90 times since 2015 (127 games).
- **The Aztecs have not allowed a first-quarter touchdown in 12 of the last 22 games.**
- SDSU has allowed seven or fewer points in 32 of the last 37 first quarters (had 18-game streak of allowing seven or fewer snapped when Central Michigan scored 10 of its 22 points in the first quarter on Sept. 28, 2024).
- SDSU has held eight of its last 35 opponents without a touchdown in the first half.
- Last year, opponents had 137 drives where they tried to score on SDSU (does not include kneeldowns) and the Aztecs have forced three-and-outs (or less) on 31 of those drives (22.6 pct.). San Diego State average 2.58 three-and-outs per game.
- **This year, opponents have had 13 drives where they tried to score on SDSU (does not include kneeldowns) and the Aztecs have forced three-and-outs (or less) on seven of those drives (53.9 pct.). SDSU is averaging 7.00 three-and-outs per game.**
- **The Aztecs return all 11 starters on defense (note that returning Teivis Tuioti and departing Tupu Alualu each had six starts at defensive tackle, and are counted as co-starters).**
- SDSU allowed just six first downs vs. Stony Brook in the opener on Aug. 28, tied for its second-fewest allowed in its DI history (Weber State, 5 on Aug. 31, 2019).
- **San Diego State held a team (Stony Brook) below 100 total yards of offense for the fourth time in its DI history (also Sept. 19, 1970 at North Texas; Oct. 17, 1970 vs. San Jose State; Oct. 3, 2015 vs. Fresno State).**
- The 1.79 yards allowed per play vs. Stony Brook was the third-fewest allowed in the Aztecs' DI history and fewest in a game at Snapdragon Stadium.
- **EDGE Trey White** was named the Mountain West Preseason Defensive Player of the Year by the league's media. White was the first San Diego State defensive lineman to be named the MW preseason defensive player of the year and the fourth defensive player overall, joining cornerback Leon McFadden in 2012, cornerback Damontae Kazee in 2016 and safety Patrick McMorris in 2022.
- **White** also made two preseason watch lists, including for the Chuck Bednarik Award (most outstanding defensive player) and the Bronko Nagurski Trophy (defensive player of the year).
- LB **Tano Letuli** joined White on the preseason all-MW team. Letuli led the Aztecs last season with 70 tackles, despite missing two games with a broken hand.
- **Letuli** ranks second in the Mountain West in assisted tackles (8, T-13th in FBS) and tied for sixth in tackles per game (9.00, T-54th in FBS).
- SDSU had two defensive touchdowns in the 2024 opener against Texas A&M-Commerce on Aug. 31 (Letuli fumble recovery in the end zone and **JD Coffey III** 45-yard interception return) in the same game for the first time since Nov. 5, 2016 vs. Hawai'i.
- San Diego State's three defensive touchdowns last season were tied for 12th in the country, trailing only Notre Dame (6), Tulane (6), Coastal Carolina (5), Oklahoma (5), Arizona State (4), James Madison (4), Louisville (4), Ohio State (4), Penn State (4), Pittsburgh (4) and SMU (4).
- SDSU has won six straight games when scoring a defensive touchdown (2-0 last season).
- CB **Chris Johnson** tied for 14th in FBS last year in forced fumbles (3, T-1st in MW) and forced fumbles per game (0.25, T-1st in MW). The three forced fumbles were tied for the 13th most in SDSU single-season history.
- LB **Brady Anderson**, DL **Krishna Clay**, **Letuli**, S **Dalesean Staley** and CB **Jelani Whitmore** each tied for seventh in the Mountain West in fumble recoveries (1) last year.
- S **Josh Hunter** had 15 tackles at Colorado State on Nov. 11, 2023, the most by an Aztec since Kyahva Tezino had 15 at Fresno State on Nov. 17, 2018. Hunter entered the game with 17 tackles this season and 18 for his career.

## RUSHING DEFENSE

- **This season, opponents have rushed 28 times with zero explosive runs (runs of at least 20 yards (0.0 pct.).**
- **Over the past five seasons since 2021, opponents have rushed 1,789 times with only 54 attempts longer than 20 yards (3.0 pct.).**
- Opponent rush average this year vs. SDSU by down: 1st - 2.3; 2nd - 2.6; 3rd - (-)0.1; 4th - 0.0.
- Opponent rush average this year vs. SDSU by quarter: 1st - 7.7; 2nd - 0.7; 3rd - 1.6; 4th - 1.0 - and by half: 1st - 2.5; 2nd - 1.3.

## PASSING DEFENSE

- SDSU's 162 interceptions since the 2014 season are the third most in the country over that span while its 17 interceptions returned for a touchdown rank in a tie for 13th over that span.
- SDSU allowed just one passing first down vs. Stony Brook in the opener on Aug. 28, tied for the fewest allowed against a non-option team in San Diego State's DI history (also one vs. UNLV on Oct. 8, 2016).
- San Diego State led the country in interception return average (30.4, min. 3 INT) last year, a tie for 16th in interceptions returned for a touchdown (2) and 27th in interception return yards (213).
- EDGE Trey White ranked fourth in FBS last year in sacks per game (1.04) and tackles for loss per game (1.54), tied for fifth in sacks (12.5), seventh in total tackles for loss (18.5) and tackles for loss yards (102), and tied for 13th in sack yards (68). White led the Mountain West in all of those categories.
- White ranked in a tie for third in SDSU single-season history last year with 12.5 sacks with Andy Coviello (1991), only trailing Mike Douglass (21.0 in 1976) and Brett Faryniarz (13.0 in 1987).
- White's 18.5 tackles for loss, meanwhile, were the 13th most in SDSU single-season history.
- According to Pro Football Focus, White ranked in a tie for 39th in the country (third in MW) in quarterback pressures (39).
- White logged three sacks and four tackles for loss at Central Michigan on Sept. 28, 2024. He was the first Aztec with four TFLs in a game since Jay Henderson had four vs. Northern Illinois on Sept. 30, 2017.
- White followed with another three sacks and four tackles for loss once again vs. Hawai'i on Oct. 5 en route to being named the Mountain West Defensive Player of the Week on Oct. 7 for the first time of his career. According to Pro Football Focus, White's eight quarterback pressures were tied for the second most in the country that week, while his five quarterback hurries were tied for seventh.
- White came up with two sacks and three tackles for loss the following week at Wyoming on Oct. 12, making it four straight games with multiple sacks.
- This year, EDGE August Salvati ranks in a tie for second in the Mountain West in sacks per game (1.50, T-22nd in FBS), tied for third in total sacks (1.50, T-27th in FBS), tied for fourth in sack yards (11, T-37th in FBS) and tackles for loss per game (1.50, T-75th in FBS), tied for sixth in tackles for loss yards (11, T-57th in FBS) and tied for eighth in total tackles for loss (1.50).
- LB Owen Chambliss is tied for fourth in the Mountain West in sack yards (11, T-37th in FBS) and tackles for loss per game (1.50, T-75th in FBS), tied for fifth in tackles for loss yards (12, T-43rd in FBS), tied for seventh in sacks per game (1.00, T-32nd in FBS), tied for eighth in total sacks (1.00, T-36th in FBS) and total tackles for loss (1.50).
- CB Chris Johnson and S Dalesean Staley are each ranked in a tie for first in the Mountain West in passes defended per game (2.00, T-12th in FBS) and a tie for second in total pass breakups (2, T-8th in FBS).
- S Eric Butler returned an interception 43 yards for a touchdown at Wyoming on Oct. 5, 2024. Butler tied for first in the Mountain West in interceptions returned for a touchdown (1, T-6th in FBS).
- CB Bryce Phillips was sixth in the Mountain West last year in interception yards (68, T-71st in FBS).

## BULLET NOTES - SPECIAL TEAMS

- Associate head coach Zac Barton is in his second season as SDSU's special teams coordinator. Barton joined San Diego State after spending 2024 at Kansas, where he served as the Jayhawks' special teams analyst. In his lone season at KU, the Jayhawks ranked seventh in FBS in special teams grading according to Pro Football Focus, grading just behind CFP playoff teams Alabama, Texas, and Washington. Kansas would go on to earn a selection into the 2023 Guaranteed Rate Bowl to cap off an 8-4 regular season, their best regular season record since 2007. Prior to Kansas, Barton coached the special teams at Kent State from 2018-22 under head coach Sean Lewis and helped the Golden Flashes' special teams unit to new heights.
- Barton was named a Broyles Award nominee for the 2024 season for the top assistant coach in the country.
- Special teams have long been a key to San Diego State's success. **The Aztecs have won five of the 10 Mountain West Special Teams Player of the Year awards issued since 2015. Those five include three kick returners (Rashaad Penny from 2015-17), two punters (Matt Araiza in 2021 and Jack Browning in 2022) and one kicker (also Araiza in 2021).**
- SDSU also has won three the MW preseason special teams player of the year over the last four seasons (KR/PR Jordan Byrd in 2022, P/K Jack Browning in 2023 and K Gabe Plascencia in 2025).
- ESPN's special teams efficiency rating had San Diego State at 72.2 in 2022, which ranked second in FBS, trailing only South Carolina (79.8). The Aztecs were fifth in 2021 at 69.9, ninth in 2023 at 65.8 and eighth last season at 67.6. This season, SDSU is 23rd through one game at 80.1.
- **Since the start of the 2015 season, San Diego State has 14 kickoff returns for touchdowns, the most in FBS play over that time. To put that stat into perspective, seven other teams have played at least 100 games over that span and do not have a single kick return touchdown.**
- **The Aztecs also have five 100-yard kickoff return touchdowns since 2015, one behind Western Michigan for the most in FBS play over that span.**
- SDSU had three non-offensive touchdowns this season - a Tano Letuli fumble recovery in the end zone vs. Texas A&M-Commerce on Aug. 31 and a JD Coffey III 45-yard interception return in the same game, and an Eric Butler 43-yard touchdown at Wyoming on Oct. 12. The three non-offensive touchdowns were tied for the 28th most in the country.
- The Aztecs have 14 non-offensive touchdowns since the start of the 2021 season. Only 14 schools have more non-offensive touchdowns over that span, including Notre Dame (22), Pittsburgh (22), Ohio State (18), Iowa (17), Kentucky (17), SMU (17), Utah (17), Middle Tennessee (16), Arkansas State (15), Brigham Young (15), Houston (15), Louisville (15), Texas A&M (15) and Tulane (15). Over that span, SDSU has five interception returns for touchdowns, four blocked punt returns for touchdowns, two kickoff returns for a touchdown, two fumble recoveries for a touchdown and one punt return for a touchdown.
- Since the start of the 2020 season, San Diego State has 18 non-offensive touchdowns, tied with Middle Tennessee, SMU and Tulane for the ninth most in the country over that span, trailing only Notre Dame (25), Pittsburgh (24), Ohio State (21), Iowa (20), Kentucky (20), Utah (20), Alabama (19) and Houston (19).

## MOUNTAIN WEST STANDINGS / SINCE 2013

Below is a look at the best Mountain West records in league games since the current 12-team conference began in 2013 (includes championship & bowl games; through Aug. 30)

Rk.	Team	W	L	Pct.	GB
1.	Boise State	82	18	.820	--
2.	<b>San Diego State</b>	<b>62</b>	<b>34</b>	<b>.646</b>	<b>18.0</b>
3.	Utah State	56	39	.590	23.5
4.	Fresno State	57	41	.582	24.0
5.	Air Force	51	41	.554	27.0
6.	Colorado State	46	46	.500	32.0
7.	Wyoming	42	52	.447	37.0
8.	San José State	41	52	.441	37.5
9.	Nevada	40	55	.421	39.5
10.	UNLV	36	59	.379	43.5
11.	Hawai'i	33	64	.340	47.5
12.	New Mexico	24	70	.255	55.0

## AZTECS IN THE NFL (AS OF AUG. 29, 2025)

(According to Sam Meyers \* - practice squad player; ^ - injured list)

Active Rosters: 11

Practice Rosters: 2

Injured List: 0

Total: 13

## CURRENT NFL TEAM

## SDSU LETTERS

## ARIZONA CARDINALS

Aaron Brewer, LS 2008-09-10-11  
 \*Darren Hall, S 2018-19-20

## BUFFALO BILLS

Tyrell Shavers, WR 2021-22

## CLEVELAND BROWNS

Damontae Kazee, S 2013-14-15-16  
 Cameron Thomas, LB 2019-20-21

## INDIANAPOLIS COLTS

Segun Olubi, LB 2020-21

## KANSAS CITY CHIEFS

Matt Araiza, P 2019-20-21  
 Cooper McDonald, LB 2022-23  
 Josh Simmons, OL 2022

## MIAMI DOLPHINS

Daniel Brunskill, OL 2013-14-15-16

## NEW YORK GIANTS

Daniel Bellinger, TE 2018-19-20-21  
 \*Patrick McMorris, S 2020-21-22

## TENNESSEE TITANS

Brandon Crenshaw-Dickson, OL 2021-22-23

## DEFENSIVE SCORING PLAYS (SINCE 2009)

## 2024

Eric Butler.....43-yd INT at Wyoming (0.12.)  
 Tano Letuli.....0-yd FR after Trey White's FF  
 .....vs. Texas A&M-Commerce (A.31)  
 JD Coffey.....45-yd INT vs. Texas A&M-Commerce (A.31)

## 2023

Deshawn McCuin.....70-yd INT at Hawai'i (0.14) (TD)

## 2022

Jonah Tavai.....Sacked QB in end zone vs. SJSU (N.12) (Safety)  
 Patrick McMorris.....30-yd FR after Michael Shawcroft's FF  
 .....at Nevada (0.22) (TD)

## 2021

Andrew Aleki.....17-yd INT at UNLV (N.19) (TD)  
 Andrew Aleki.....25-yd INT vs. New Mexico State (S.4) (TD)

## 2020

Darren Hall.....57-yd INT at Colorado (N.28) (TD)  
 Segun Olubi.....71-yd INT vs. Hawai'i (N.14) (TD)

## 2019

Darren Hall.....20-yd FR after Tariq Thompson's FF  
 .....vs. Central Michigan (D.21) (TD)

## 2017

Tariq Thompson.....83-yd INT vs. Northern Illinois (S.30) (TD)

## 2016

Ron Smith.....54-yd INT vs. Houston (D.17) (TD)  
 Damontae Kaze.....54-yd INT vs. Hawai'i (N.5) (TD)  
 Ron Smith.....14-yd INT vs. Hawai'i (N.5) (TD)  
 Malik Smith.....28-yd INT at Utah State (0.28) (TD)  
 Ronley Lakalaka.....9-yd INT vs. California (S.10) (TD)

## 2015

Alex Barrett.....43-yd INT vs. Cincinnati (D.24) (TD)  
 Damontae Kaze.....55-yd INT at Colorado St. (0.31) (TD)  
 Calvin Munson.....67-yd INT vs. San Diego (S.6) (TD)  
 .....19-yd INT vs. San Diego (S.6) (TD)

## 2014

Calvin Munson.....56-yd INT vs. Air Force (N.21) (TD)

## 2013

J.J. Whittaker.....18-yd INT vs. Boise State (N.23) (TD)

## 2012

Everett Beed.....52-yd FR vs. Air Force (N.10) (TD)  
 Leon McFadden.....96-yd INT at Fresno State (S.29) (TD)  
 Eric Pinkins.....32-yd INT at Fresno State (S.29) (TD)  
 Leon McFadden.....28-yd INT vs. North Dakota (S.15) (TD)

## 2010

Jerome Long.....FR in end zone after Rob Andrews' FF  
 .....at TCU (N.13) (Safety)

## 2009

Luke Laolagi.....55-yd INT at UNLV (N.28) (TD)  
 Dey Juan Hemmings.....14-yd FR after Ernie Lawson's FF  
 .....vs. New Mexico State (0.3) (TD)  
 Team.....QB fell in end zone vs. So. Utah (S.12) (Safety)

- **PK Gabe Plascencia** was 13-for-14 last season in field goal attempts. The 92.9 field goal percentage was a school record.
- **Plascencia** was named the Mountain West Preseason Special Teams Player of the Year. He's SDSU's third MW preseason special teams player of the year over the last four seasons (also KR/PR Jordan Byrd in 2022 and P/K Jack Browning in 2023).
- **Plascencia** is 19-for-20 for his career. The 95.0 percentage would be a school record if he had enough attempts (25) to qualify.
- **Plascencia** has made 14 consecutive field goals, which is tied for the fifth-longest active streak in the country and the second longest by an Aztec since at least the 1996 season.
- **Plascencia** has eight career games with multiple field goals, including one this year.
- This season, **Plascencia** ranks in a tie for the FBS lead in field goal percentage (100.00) and PAT percentage (100.00), and tied for eighth in made field goals per game (2.00, T-2nd in MW), tied for 10th in made field goals (2, T-2nd in MW), tied for 13th in field goal attempts per game (2.00, T-2nd in MW) and tied for 18th in total field goal attempts (2, T-4th in FBS). He's also tied for third in the MW in kickoff touchback percentage (50.00, T-72nd in FBS), tied for fourth in kickoff average (64.00, T-61st in FBS), tied for fifth in points per game (9.00) and total kickoff touchbacks (2), tied for sixth in total kickoffs (4), and tied for ninth in total points (9).
- Last year, **Plascencia** led the Mountain West in field goal percentage (92.86, T-9th in FBS), and was third in made field goals per game (1.18, T-50th in FBS), tied for fourth in made field goals (13, T-73rd in FBS), tied for sixth in field goals attempted per game (1.27), tied for seventh in kickoff touchbacks (23), eighth in kickoff touchback percentage (46.00), total kickoffs (8), kickoff yards (2,980) and kickoff average (59.60), and 10th in field goal attempts (14).
- Last year, **P Hunter Green** ranked fifth in FCS last year in punt average (46.3). The 46.3 average would've ranked fifth in FBS last year and eclipsed the all-MW first-team punter Tyler Pastula of San Diego State (46.1).
- The 46.3 average would've ranked third in SDSU single-season history.
- Including FCS play, **Green** is averaging 45.2 yards per punt for his career, which is ranked third among all active FBS and FCS punters.
- This year, **Green** ranks in tie for first in FBS in kickoff touchback percentage (100.00), fourth in punt average (52.24, 2nd in MW), tied for fourth in kickoff average (65.00, 1st in MW), tied for 34th in total kickoff touchbacks (4, T-3rd in MW), 38th in punt yards per game (209.00, 5th in MW) and tied for 44th in punts per game (4.00, T-4th in MW). He's also tied for sixth in the MW in total kickoffs (4).
- **Green** punted four times for 209 yards and a 52.3 average in the opener with Stony Brook on Aug. 28 with a long of 67 yards. His 52.3 average was the second best for an Aztec in a season opener in their Division I history (since 1969), while the 67-yarder was the third longest.
- The 67-yard punt was the longest in Snapdragon Stadium history.
- SDSU returned nine punts for 89 yards against Stony Brook on Aug. 28, both the highest marks in Snapdragon Stadium history.
- PR Jordan Napier leads the country in punt returns per game (7.00), and is tied for first in total punt returns (7, 1st in MW), tied for seventh in punt return yards per game (73.00, 1st in MW), tied for eighth in total punt return yards (73, 1st in MW), tied for 20th in combined kick and punt return yards (73, T-2nd in MW) and 25th in punt return average (10.43, 2nd in MW).
- Napier returned seven punts for 73 yards (10.4 avg.) against Stony Brook on Aug. 28. The seven punts were easily the most in Snapdragon Stadium history, three more than Mekhi Shaw from SDSU on Nov. 4, 2023 vs. Utah State.
- PR **Mikey Welsh** is ranked third in the Mountain West in punt return average (8.00, 31st in FBS), tied for third in punt returns per game (2.00, T-30th in FBS), fourth in punt return yards per game (16.00, 52nd in FBS) and total punt return yards (16, T-55th in FBS), and tied for fourth in total punt returns (2, T-34th in FBS).
- **Chris Johnson** blocked a punt at UNLV on Nov. 16, 2024. Johnson was tied for second in the Mountain West in blocked kicks (1, T-14th in FBS) and tied for third in blocked kicks per game (0.08, T-40th in FBS).
- Eric Butler blocked two punts in 2023, tied for the second-most blocked kicks in SDSU single-season history. His two career blocked kicks are tied for the fifth most in school history.

## LAST TIME OUT

## San Diego State 42, Stony Brook 0

Aug. 28, 2025 | Snapdragon Stadium | San Diego, Calif.

**SAN DIEGO** -- San Diego State's Lucky Sutton rushed for a career-high 100 yards and scored two touchdowns on Thursday, lifting the Aztecs to a 42-0 romp over Stony Brook in the season opener for both teams at Snapdragon Stadium.

The Aztecs outgained the Seawolves 464-95 in total offense and used a swarming defense to help build an unsurmountable 20-0 advantage by halftime. SBU was unable to cross midfield until the fourth quarter, as the Scarlet and Black forced seven three-and-outs for the night.

The victory marked SDSU's first shutout since a 6-0 shaving of Weber State at SDCCU Stadium on Aug. 31, 2019, and represented the team's first blanking at Snapdragon Stadium. In addition, the win marked the Aztecs' largest shutout margin since a 55-0 rout of Hawai'i at home on Nov. 5, 2016.

Along with Sutton's production, starting quarterback Jayden Denegal completed 13-of-25 passes for 207 yards and one touchdown in his Scarlet and Black debut, as 10 different receivers made a catch.

Sutton set the tone for the contest, rushing for 40 yards on SDSU's opening possession. After a 16-yard completion from Denegal to Jackson Ford to the Seawolf 3, Sutton burst across the goal line from a yard out to give the host school a lead they would not relinquish.

After forcing a quick SBU punt, Denegal directed a 13-play, 75-yard drive, punctuated by a 25-yard scoring strike over the middle to a wide-open Jacob Bostick on a third-and-12 situation.

Later in the second quarter, Gabriel Plascencia split the uprights from 42 and 35 yards out, respectively, extending his streak to 14 consecutive field goals.



Leading 20-0, the Aztecs turned the game into a blowout, as Sutton added his second touchdown with 1:40 remaining in the third quarter on a two-yard run to pay dirt. Previously, Denegal hit a streaking Donovan Brown with a 44-yard completion on the first play of the drive, putting SDSU in business at the Stony Brook 10. The Aztecs then flashed some razzle-dazzle with a two-point conversion, as DJ Herman connected with Brady Anderson in the left corner of the end zone.

Christian Washington displayed his talents in the fourth quarter, capping a 9-play, 61-yard advance with a 1-yard touchdown burst, increasing the SDSU advantage to 35-0. Earlier in the drive, Washington plowed through the right side of the Seawolf defense for 27 yards on a second-and-13 play, while Nathan Acevedo put the Aztecs in the red zone on the ensuing snap with a 17-yard reception from backup quarterback Bert Emanuel Jr.

With the clock winding down, Parker Threatt closed out the scoring with a five-yard touchdown on sweep around left end to culminate an 8-play, 44-yard march, as backup placekicker Nick Clegg booted the extra point.

SDSU rushed for 228 yards on 54 carries, improving to 58-2 in its last 60 games when gaining 200 yards on the ground. Washington ran for 38 yards on seven attempts, while Brian Cardwell added 28 yards on seven rushes of his own.

Bostick finished with three catches for a game-high 53 yards to lead the Aztec receiving corps, while Jordan Napier added three catches for 18 yards. Acevedo and Brown hauled in two receptions apiece.

Defensively, Tano Letuli had a team-high nine tackles, while Owen Chambliss contributed a sack for one of his seven tackles and Trey White (3 tackles) maintained the pressure with a pair of quarterback hurries.

Offensively, the Seawolves were limited to just 46 passing yards, while Roland Dempster mustered just 49 rushing yards on 13 carries for the visitors.

Including the Aztecs' 2024 season finale vs. Air Force, Thursday's contest marked the second straight SDSU game in which both teams did not commit a turnover.



## SDSU - STONY BROOK

Aug. 28, 2025 | Snapdragon Stadium | San Diego, Calif.  
Attendance: 20,624 | Weather: 81 degrees

	1	2	3	4	Total
Stony Brook	0	0	0	0	0
San Diego State	14	6	8	14	42

### SCORING SUMMARY

SDSU — Sutton 1-yd run (Plascencia kick)	(7:39, 1st)
SDSU — Bostick 25-yd pass f/Denegal (Plascencia kick)	(0:53, 1st)
SDSU — Plascencia 42-yd field goal	(8:31, 2nd)
SDSU — Plascencia 35-yd field goal	(1:09, 2nd)
SDSU — Sutton 2-yd run (Anderson 2-pt conversion f/Herman)	(1:40, 3rd)
SDSU — Washington 1-yd run (Plascencia kick)	(11:06, 4th)
SDSU — Threatt 5-yd run (Clegg kick)	(1:54, 4th)

### TEAM STATS

	Stony Brook	San Diego State
First Downs	6	24
Rushes-Yards	28-49	54-228
Passing Yards	46	236
C-A-I	9-25-0	16-29-0
Total Offense	95	464
Fumbles-Lost	0-0	0-0
Penalties-Yards	4-28	7-65
Possession Time	22:35	37:25
Turnovers	0	0
Average Field Position	SBU24	SDSU36

### INDIVIDUAL STATS

**Rushing (Atts.-Yards-TDs):** SBU: Dempster 13-49-0; Ragsdale 4-14-0; Carson 4-2-0; Zellous 5-(-3)-0; Case 2-(-13)-0. SDSU: Sutton 23-100-2; Washington 7-38-1; Cardwell 7-28-0; Emanuel Jr. 4-23-0; Rhaney 5-19-0; Denegal 7-15-0; Threatt 1-5-1.  
**Passing (Comp.-Att.-Int., Yards, TDs):** SBU: Zellous 5-15-0, 21, 0; Case 4-10-0, 25, 0. SDSU: Denegal 13-25-0, 207, 1; Emanuel Jr. 3-4-0, 29, 0.  
**Receiving (No.-Yards-TDs):** SBU: Williams 3-26-0; Freeman 2-8-0; Dietz 2-8-0; Lamarre 1-4-0; Dempster 1-0-0. SDSU: Bostick 3-53-1; Napier 3-18-0; Brown 2-48-0; Acevedo 2-32-0; Welsh 1-44-0; Wolfer 1-18-0; Ford 1-16-0; McClure 1-8-0; Sutton 1-2-0; Kitt-Denton 1-(-3)-0

### BIG NOTES

- San Diego State recorded its first shutout since beating Weber State, 6-0, on Aug. 31, 2019.
- The 42 points were the fourth-most points the Aztecs have scored in a shutout in their Division I history (since 1969).
- This was SDSU's fifth shutout in a season opener in its Division I history.
- The 42-point margin of victory was San Diego State's largest in a game since beating San Jose State by 45 points (52-7) on Nov. 4, 2017.
- The Aztecs snapped a six-game losing streak, their first since losing seven straight in the 2008 season.
- SDSU allowed just six first downs, tied for its second-fewest allowed in its DI history (Weber State, 5 on Aug. 31, 2019).
- San Diego State held a team below 100 total yards of offense for the fourth time in its DI history (also Sept. 19, 1970 at North Texas; Oct. 17, 1970 vs. San Jose State; Oct. 3, 2025 vs. Fresno State).
- The 1.79 yards allowed per play was the third-fewest allowed in the Aztecs' DI history.
- San Diego State improved to 58-2 over its last 60 games when rushing for at least 200 yards. The Aztecs have won 55 of its last 56 games when rushing for 200-plus yards and 16 straight contests.

### SEASON-OPENING NOTES

- San Diego State improved to 56-42-5 all-time in season openers.
- The Aztecs improved to 48-17-4 in home season openers.
- SDSU improved to 28-8 when opening up its season at home in its Division I era.
- San Diego State has won 10 of its last 11 home season openers.
- The Aztecs won for the first time in their Division I history when starting their season on a Thursday. SDSU is now 1-4 when starting a season on a Thursday.

### SEASON-OPENING NOTES

- San Diego State improved to 56-42-5 all-time in season openers.

### SPECIAL TEAMS SCORING PLAYS SINCE 2011

#### 2022

Jordan Byrd .....95-yard KR vs. San José State (N.12) (TD)  
Tyrell Shavers.....Punt block; Returned for touchdown (S.30) (TD)  
Jordan Byrd.....66-yard PR vs. Idaho State (S.10) (TD)  
Team.....Punt block; Jaylon Armstead returned for a .....touchdown vs. Arizona (S.3) (TD)

#### 2021

Tyrell Shavers .....Punt block; Trenton Thompson returned for .....touchdown vs. Towson (S.25) (TD)  
Jordan Byrd .....100-yard KR vs. Utah (S.18) (TD)  
Kaegun Williams.....Punt block; Tyrell Shavers returned for .....touchdown at Arizona (S.11) (TD)

#### 2020

Jordan Byrd .....93-yard KR vs. Colorado State (D.5) (TD)  
BJ Busbee .....90-yard KR vs. Colorado State (D.5) (TD)

#### 2019

Trenton Thompson .....Punt block; Caden McDonald returned for .....touchdown at UNLV (10.26) (TD)  
Kaegun Williams.....95-yard KR vs. San José State (O.19) (TD)

#### 2018

Kaelin Himphill .....Punt block; Trenton Thompson returned for .....touchdown vs. Air Force (O.12) (TD)

#### 2017

Juwan Washington .....78-yd KR vs. Army West Point (D.23) (TD)  
Rashaad Penny .....100-yd KR vs. Nevada (N.18) (TD)  
Rashaad Penny .....70-yd PR vs. Nevada (N.18) (TD)  
Juwan Washington .....96-yd KR vs. Northern Illinois (S.30) (TD)  
Rashaad Penny .....99-yd KR at Arizona State (S.9) (TD)

#### 2016

Juwan Washington.....92-yd KR at Wyoming (N.19) (TD)  
Rashaad Penny .....93-yd KR at Wyoming (N.19) (TD)  
Rashaad Penny.....100-yd KR vs. California (S.10) (TD)

#### 2015

Rashaad Penny .....100-yd KR vs. Cincinnati (D.24) (TD)  
Damontae Kazee .....66-yd PR at UNLV (N.21) (TD)  
Rashaad Penny .....100-yd KR at Penn State (S.26) (TD)  
Rashaad Penny .....97-yd KR vs. San Diego (S.5) (TD)

#### 2014

Lloyd Mills .....67-yd PR vs. Northern Arizona (A.30) (TD)

#### 2013

Tim Vizzi.....71-yd PR at UNLV (N.30) (TD)  
Tim Vizzi.....41-yd PR vs. Boise State (N.23) (TD)  
Team.....Fumbled punt out of end zone (O.4) (Safety)  
Sam Meredith.....PAT block; David Lamar returned for .....def. PAT at New Mexico State (S.28) (2 pts.)

#### 2012

Colin Lockett .....100-yd KR at Boise State (N.3) (TD)  
Colin Lockett .....96-yd KR vs. Army (S.8) (TD)

#### 2011

Brandon Davis.....98-yd KR at Air Force (O.13) (TD)  
Colin Lockett .....94-yd KR vs. Cal Poly (S.3) (TD)

## GEOLOGICAL BREAKDOWN

**California (70) (Bold indicates San Diego County)**

**Nathan Acevedo**, Tiumalu Afalava, Jacob Alvarez, **Marlon Ames**, Lucan Amituanai, Brady Anderson, Alex Bleszynski, Mason Baker, Joe Borjon, Eric Butler, **Isaiah Buxton**, **Braylon Cardwell**, **Byron Cardwell Jr.**, Owen Chambliss, **Tyson Chavez**, Krishna Clay, Amari Comier, Kodi Cornelius, **Josiah Cox**, Delon Craft Jr., Kyle Crum, Kainoa Davis, Jayden Denegal, Tashi Dorje, Chase Duarte, **Sidney Dupuy**, Malachi Finau, Max Garrison, **Xavier Hamlett**, Dean Harrington, Anthony Hastings, Josh Hunter, Connor Irons, Chris Johnson, Christian Jones, Bayo Kanneke, Ikbal Kassim, **Jayden Kendricks**, **Tano Letuli**, Jack Lua, **Jerry McClure**, Dwayne McDougale, JP Mialowski, Jordan Napier, Brady Nassar, Timothy Netane, **De'Yhare Overstreet-Glover**, Bryce Phillips, Brian Pierce Jr., Gabriel Plascencia, Connor Poulson, Etene Pritchard, Cincere Rhane, Charlie Stewart, Lucky Sutton, Jordin Thomas, Parker Threatt, Draiden Trudeau, Kaimana Tufaga, Jeremiah Tuileila, **Ross Ulugalu-Maseuli**, **Christian Washington**, Mikey Welsh, **Trey White**, Jelani Whitmore, Luke Williams, Mister Williams, Prince Williams, Tanner Williams, Ashdon Wnetrzak

**Texas (7)**

Will Cianfrini, Bert Emanuel Jr., Jackson Ford, Jaylon Hawkins, Myles Kitt-Denton, Deshawn McCuin, Jelani McLaughlin

**Arizona (4)**

Sam Benjamin, Nick Clegg, Michael Leville Watkins, Ryan Wolfer

**Michigan (4)**

Dallas Fincher, Niles King, Cam May, Chase Shumate

**Nevada (4)**

Ryan Henderson, DJ Herman, Ben Scolari, Brian Townsend Jr.

**Washington (3)**

Arthur Ban, Hunter Green, Jatavious Magee

**Hawaii (2)**

Kalan Ellis, Teivis Tuioi

**Illinois (2)**

Jared Badie, Jacob Bostick

**Colorado (1)**

Marcus Mozer

**Florida (1)**

August Salvati

**Georgia (1)**

Seth Adams

**Maryland (1)**

Donovan Brown

**Minnesota (1)**

Oberhiri Eyafe

**Missouri (1)**

Dalesean Staley

**Oregon (1)**

Hunter Haines

**American Samoa (1)**

Saipale Fuimaono

**Finland (1)**

Emil Herranen

## 2025 CAPTAINS

Name	SDSU Letters
Jayden Denegal, QB	n/a
DJ Herman, LB	2022-23-24
Chris Johnson, CB	2022-23-24
Tano Letuli, LB	2023
Ross Ulugalu-Maseuli, OL	2022-23-24
Trey White, Edge	2023-24

- The Aztecs improved to 48-17-4 in home season openers.
- SDSU improved to 28-8 when opening up its season at home in its Division I era.
- San Diego State has won 10 of its last 11 home season openers.
- The Aztecs won for the first time in their Division I history when starting their season on a Thursday. SDSU is now 1-4 when starting a season on a Thursday.

## TEAM NOTES

- SDSU won its 11th straight game against a FCS school and now has wins in 15 of its last 16 meetings with FCS opponents.
- San Diego State improved to 8-12 all-time when playing on a Thursday and 7-11 when playing on a Thursday in a regular-season game.
- The Aztecs improved to 3-1 against teams from the state of New York (1-1 vs. Army West Point, 1-0 vs. Buffalo and 1-0 vs. Stony Brook).
- SDSU won a game without trailing for the first time since winning at New Mexico, 34-10, on Nov. 18, 2022.
- San Diego State had its most rushing first downs (14) since rushing for 14 at Arizona on Sept. 11, 2021. It matched the Aztecs' most since getting 18 at Utah State on Oct. 31, 2020.
- SDSU allowed just one passing first down, tied for the fewest allowed against a non-option team in San Diego State's DI history (also one vs. UNLV on Oct. 8, 2016).
- The Aztecs outpassed Stony Brook by 190 yards, their largest margin since a 199-yard edge at New Mexico on Nov. 3, 2018.
- SDSU outgained the Seawolves by 369 yards, its highest margin in a game since a DI school-record 448-yard advantage vs. San Jose State on Nov. 4, 2017.
- San Diego State improved to 69-22 since 2015 when scoring just 20 or more points.
- The Aztecs are now 52-5 the last 57 games when scoring 30 points.
- SDSU won its 22nd straight game when scoring 40 points.

## SERIES NOTES

- San Diego State improved to 1-0 all-time against Stony Brook.
- The Aztecs are now 3-0 vs. teams from the Colonial Athletic Association.

## TRENDS

- The Aztecs lost the coin toss.
- SDSU did not start with the ball for just the 50th time over the last 170 games.
- San Diego State scored on its opening drive for a second straight game (also a touchdown vs. Air Force in 2024 season finale). The Aztecs went scoreless on their opening drive for the first 11 games last year.
- SDSU held its opponent scoreless on its opening drive. It's the eighth time in the last one-plus seasons (13 games) it has held its opponent scoreless on the first drive, 24th time in 38 games since 2022, 36th time in 51 games since 2021 and 90th time since 2015 (127 games).
- The Aztecs did not allow a first-quarter touchdown for the 12th time in the last 22 games.
- SDSU has allowed seven or fewer points in 32 of the last 37 first quarters.
- San Diego State improved to 1-0 on the season and 4-2 under Sean Lewis when scoring first.
- The Aztecs improved to 3-1 in the Sean Lewis era when leading after the end of the first quarter.
- SDSU improved to 3-1 under Sean Lewis when leading at the half.
- San Diego State improved to 3-3 under Sean Lewis when leading at the end of the third quarter.

## PLAYER NOTES

\* **Jayden Denegal, Jr., QB (13-for-25, 207 yds., 1 TD, 0 INT | 7 att., 512 yds.)**

Improved to 1-0 as the team's starting quarterback ... Threw his first career touchdown pass ... Set a career high with 207 passing yards.

\* **Lucky Sutton, Jr., RB (23 att., 100 yds., 2 TD | 2 rec., 5 yds.)**

Rushed for his first career 100-yard game with 100 yards on 22 carries (4.5 avg.) ... Became the 85th different Aztec with a 100-yard rushing game ... It was the 18th 100-yard game in an Aztec season opener ... He had five carries for 35 yards last season and entered the game with 200 career yards on 37 carries ... Scored the first touchdown of SDSU's season and first since scoring his only two prior against Hawai'i on Oct. 14, 2023 ... Ended up with two for the game.

\* **Jacob Bostick, Jr., WR (3 rec., 53 yds., 1 TD)**

Caught his first career touchdown pass after entering the game with one career catch for 14 yards.

\* **Christian Washington, Jr., RB (7 att., 38 yds., 1 TD)**

Scored his sixth rushing touchdown of his career and seventh overall (also one KR TD).

\* **Parker Threatt, RS-Fr., WR (1 att., 5 yds., 1 TD)**

Scored on a 5-yard rushing touchdown in the first time he touched the football for his career.

\* **Gabe Plascencia, Sr., K (2-for-2 FGs, 42 LG | 3-for-3 PATs)**

Made his 13th consecutive field goal with a 42-yarder in the second quarter and later added a 35-yarder to make it 14 straight ... Entering the game, the 12 straight makes was the sixth-longest active streak in the country and the second longest by an Aztec since at least the 1996 season ... Had multiple field goals in the same game for the eighth time of his career ... Now his 19-for-20 for his career in field goal attempts. The 95.0 percentage would be a school record if he had enough attempts (25) to qualify.

\* **Hunter Green, Jr., P (4 P, 52.2 avg., 67 LG, 1 I20)**

Punted four times for a 54.8-yard average with a long of 67 yards in his first career game punting at the FBS level.

\* **August Salvati, Jr., EDGE (3 tackles (2 solo), 1.5 SCK, 1.5 TFL)**

Had his first career 1.5 sacks and 1.5 tackles for loss.

#### OTHER NOTES

- CB Bryce Phillips started for the 35th consecutive game, the longest streak on the team.
- Phillips' 35 career starts are also the most of any current Aztec.
- OL Christian Jones played in his 38th straight game, the longest streak on the team.
- S Deshawn McCuin and LB Mister Williams each played in their 45th career game, the most of any current SDSU player.
- The following players made their first FBS start: TE Seth Adams, WR Jacob Bostick, QB Jayden Denegal, OL Kalan Ellis, DL Malachi Finau, OL Bayo Kannike, S Dwayne McDougal and RB Lucky Sutton
- The following players made their first start as an Aztec: TE Seth Adams, WR Jacob Bostick, WR Donovan Brown, QB Jayden Denegal, OL Bayo Kannike, S Dwayne McDougal and RB Lucky Sutton
- Tonight's temperature was 81 degrees at kickoff.
- Tonight's attendance was 20,624.
- The four captains who went out for the coin toss tonight were: CB Chris Johnson, EDGE Trey White, LB Tano Letuli and OL Ross Ulu-galu-Maseuli.
- Tonight's Aztec Honor Warrior was Bill Hammett (1999-00)
- The Aztec shield was carried by WR Jordan Napier.
- There was a moment of silence pregame for former Aztec assistant video coordinator Gregg Nassen, who passed away in May after a battle with cancer. He was 40 years old.

#### TREY WHITE & GABE PLASCENCIA NAMED MW PRESEASON PLAYERS OF THE YEAR

San Diego State football players Trey White and Gabe Plascencia were each named Mountain West preseason players of the year, the league announced at the MW Media Days in July. White was chosen as the preseason MW defensive player of the year, while Plascencia was selected as the special teams player of the year.

Tano Letuli joined White and Plascencia on the all-conference team. The preseason poll and all-conference team are voted on by media representatives who cover the conference.

White, who plays the EDGE position in the Aztecs' 4-2-5 defense, was a first-team all-MW performer last year after totaling 60 tackles (40 solo), 18.5 tackles for loss (No. 1 in MW, No. 7 (tied) in FBS), 12.5 sacks (No. 1 in MW, No. 5 (tied) in FBS), two pass breakups and a forced fumble. White's 12.5 sacks were tied for the third most in SDSU single-season history.

White is the first San Diego State defensive lineman to be named the MW preseason defensive player of the year and the fourth defensive player overall, joining cornerback Leon McFadden in 2012, cornerback Damontae Kazee in 2016 and safety Patrick Morris in 2022. The Aztecs, who return seven of their nine all-conference performers from a year ago, have all 11 starters back on defense this season (note that returning Teivis Tuioti and departing Tupu Alualu each had six starts at defensive tackle, and are counted as co-starters).

Plascencia, meanwhile, became SDSU's third MW preseason special teams player of the year over the last four seasons (also KR/PR Jordan Byrd in 2022 and P/K Jack Browning in 2023). Plascencia made 13 of 14 field goals last year for the best field goal percentage (.929) in program history. The left-footed kicker has made 12 consecutive field goals entering 2025, tied for the sixth-longest active streak in the country and the second longest by an Aztec since at least the 1996 season.

Plascencia, who was a second-team all-MW selection last year, is the third SDSU kicker to make an all-MW team, all since 2015 (also Donny Hageman in 2015 and John Baron II in 2017).

Letuli, a team captain in 2024 - along with Trey White the first underclassmen captains at San Diego State since Kevin O'Connell in 2005 - led the Aztecs last season with 70 tackles, despite missing two games with a broken hand. Letuli, an honorable mention pick in 2024, had at least eight tackles in five games and seven in another two. A SDSU linebacker has now made the preseason all-league team in four of the last five seasons.

San Diego State was also picked to finish eighth in the preseason poll with 202 points, just 11 behind Hawai'i in seventh and 37 clear of Utah State in ninth. Defending champion Boise State is predicted to win the league with 464 points, totaling 35 of the 39 first-place votes. UNLV is second with 415 points and the other four first-place votes. San José State is third with 359 points, followed by Colorado State (326), Fresno State (301), Air Force (280), Hawai'i (213), the Aztecs (202), Utah State (165), Wyoming (150), New Mexico (84) and Nevada (83).

#### Mountain West Football Preseason Players of the Year

**Offensive Player of the Year:** Maddux Madsen, Jr., QB, Boise State

**Defensive Player of the Year:** Trey White, Jr., EDGE, San Diego State

**Special Teams Player of the Year:** Gabe Plascencia, Sr., K, San Diego State

#### SDSU MOUNTAIN WEST PLAYERS OF THE WEEK

San Diego State has yet to earn a Mountain West Player-of-the-Week award this season. Below is a list of the Aztec student-athletes that have received the honor this season. *No.* - indicates the number of honors that player has earned in his career.

Date (Opp.)	Player	Award	No.
-------------	--------	-------	-----

#### SDSU PLAYERS OF THE WEEK

*(SDSU players of the week are announced post-practice each Sunday)*

Game	Offensive	Defensive	Special Teams
SBU	Lucky Sutton	Chris Johnson	Tyson Chavez
Scout	Delon Craft Jr.	Oberhiri Eyafe	



**2025 Mountain West Football Preseason All-Conference Team****Offense**

QB Maddux Madsen, Jr., Boise State  
 WR Latrell Caples, Gr., Boise State  
 WR Pofele Ashlock, Jr., Hawai'i  
 WR Nick Cenacle, Sr., Hawai'i  
 RB Scottie Humphrey, Jr., New Mexico  
 RB Jai'Den Thomas, Jr., UNLV  
 OL Kage Casey, Jr., Boise State  
 OL Mason Randolph, Sr., Boise State  
 OL Peseti Lapuaho, Sr., San José State  
 OL Caden Barnett, Sr., Wyoming  
 OL Jack Walsh, Sr., Wyoming  
 TE Matt Lauter, Sr., Boise State

**Defense**

DL Braxton Fely, Sr., Boise State  
 DL Jayden Virgin-Morgan, Jr., Boise State  
**DL Trey White, Jr., San Diego State**  
 DL Gafa Faga, Sr., San José State  
 LB Marco Notarainni, Sr., Boise State  
**LB Tano Letuli, Jr., San Diego State**  
 LB Jordan Pollard, Sr., San José State  
 LB Marsel McDuffie, Sr., UNLV  
 DB Ty Benefield, Jr., Boise State  
 DB A'Marion McCoy, Gr., Boise State  
 DB Al'zillion Hamilton, Sr., Fresno State  
 DB Ike Larsen, Sr., Utah State

**Special Teams**

P Luke Freer, Sr., Air Force  
 PK Gabe Plascencia, Sr., San Diego State  
 PR Marcus Bellon, Sr., Nevada  
 KR Abraham Williams, Sr., New Mexico

**Preseason All-Conference Notes:** San Diego State has multiple preseason players of the year for the second time in the last four years (also 2022 when Patrick McMorris was the defensive player of the year and Jordan Byrd was the special teams player of the year) ... This is the third time since 2016 that SDSU has had multiple preseason players of the year (2016, 2022 and 2025) ... After having just one preseason player of the year in the first 17 seasons of the Mountain West (Leon McFadden, defensive player of the year in 2012), San Diego State has nine preseason players of the year over the last 10 seasons ... This is the fourth time the Aztecs have had a preseason defensive player of the year (all since 2012), including CB Leon McFadden in 2012, CB Damontae Kazee in 2016, S Patrick McMorris in 2022 and EDGE Trey White in 2025 ... SDSU has had three of the last four special teams preseason players of the year in KR/PR Jordan Byrd in 2022, P/K Jack Browning in 2023 and K Gabe Plascencia in 2025 ... A San Diego State linebacker has now made the preseason all-Mountain West team in four of the last five seasons ... Gabe Plascencia is the third Aztec kicker to make an all-MW team, all since 2015 (also Donny Hageman in 2015 and John Baron II in 2017) ... SDSU does not have a preseason all-league offensive player in consecutive seasons for the first time since a three-year stretch from 2006-08.

**2025 Mountain West Preseason Poll**

<b>Team (First-Place Votes)</b>	<b>Points</b>
1. Boise State (35)	464
2. UNLV (4)	415
3. San José State	359
4. Colorado State	326
5. Fresno State	301
6. Air Force	280
7. Hawai'i	213
<b>8. San Diego State</b>	<b>202</b>
9. Utah State	165
10. Wyoming	150
11. New Mexico	84
12. Nevada	83

**Preseason Poll Notes:** This is the third Mountain West preseason poll without divisions since 2012 when the Aztecs were picked fifth and captured the league title along with Boise State and Fresno State ... SDSU is picked eighth for a second straight season ... The eighth-place prediction matches its lowest preseason ranking (fifth time overall) in league history (note that from 2013-22 the league was split in divisions and out of just six teams, although San Diego State never was picked worse than third) ... The first three times the Aztecs were picked eighth there were only nine teams in the league (2005, 2007 and 2009), while the last two times there are 12 teams in the league (2024 and 2025) ... SDSU, which averaged a predicted finish of 6.5 from 2005-12, has ended up at or better than its predicted finish in 10 of the last 15 seasons and 13 times over the past 20 years ... San Diego State has won two of the last 10 MW titles (2015 and 2016) and three of the past 13 (also 2012).

**2025 PRESEASON ACCOLADES****Unit Rankings**

Special Teams - first in MW, 15th in FBS - Phil Steele Magazine  
 Linebackers - first in MW - Phil Steele Magazine  
 Defensive Backs - third in MW - Phil Steele Magazine  
 Quarterbacks - fourth in MW - Phil Steele Magazine  
 Offensive Line - fifth in MW - Phil Steele Magazine

**Miscellaneous**

Second-best recruiting class in Mountain West - Phil Steele Magazine

**Individual Honors****Joe Borjon | Sr. | La Puente, Calif. | Offensive Line**

All-MW third team - Phil Steele Magazine

All-MW third team - Athlon Sports

**Eric Butler | Sr. | Corona, Calif. | Safety**

All-MW first team - Phil Steele Magazine

All-MW third team - Athlon Sports

No. 3 NFL draft eligible free safety in MW (No. 32 in FBS) - Phil Steele Magazine

**Owen Chambliss | So. | Corona, Calif. | Linebacker**

All-MW fourth team - Athlon Sports

**Krishna Clay | Jr. | Vacaville, Calif. | Defensive Line**

All-MW second team - Phil Steele Magazine

All-MW third team - Athlon Sports

**Jayden Denegal | Jr. | Apple Valley, Calif. | Quarterback**

Team Captain

SDSU's top newcomer - Lindy's Sports

**Hunter Green | Jr. | Redmond, Wash. | Punter**

All-MW second team - Phil Steele Magazine

All-MW second team - Athlon Sports

**DJ Herman | Sr. | Las Vegas, Nev. | Linebacker**

Team Captain

**Chris Johnson | Sr. | Eastvale, Calif. | Cornerback**

Team Captain

All-MW first team - Phil Steele Magazine

All-MW first team - Athlon Sports

All-MW first team - College Football Network

All-MW first team - Sports Info Solutions

All-MW second team - Lindy's Sports

Senior Bowl Top 300 Watch List

MW's No. 16-ranked player - College Football Network

No. 1 NFL draft eligible cornerback in MW (No. 38 in FBS) - Phil Steele Magazine

**Christian Jones | Sr. | San Luis Obispo, Calif. | Offensive Line**

No. 2 NFL draft eligible tackle in MW (No. 64 in FBS) - Phil Steele Magazine

**Myles Kitt-Denton | Sr. | Pearland, Texas | Wide Receiver**

Earl Campbell Tyler Rose Award Watch List (offensive player with ties to Texas)

**Tano Letuli | Jr. | San Diego, Calif. | Linebacker**

Polynesian Player of the Year Watch List (Polynesian ancestry)

Team Captain

All-MW first team - MW Media

All-MW first team - Phil Steele Magazine

All-MW first team - Athlon Sports

All-MW first team - Lindy's Sports

All-MW first team - College Football Network

All-MW first team - Sports Info Solutions

MW's No. 19-ranked player - Nevada Sports Net

**Jordan Napier | So. | Fontana, Calif. | Wide Receiver**

Paul Hornung Award Watch List (most versatile player)

All-MW second team - Athlon Sports

All-MW second team - Lindy's Sports

All-MW second team - College Football Network

All-MW third team (PR) - Athlon Sports

All-MW fourth team - Phil Steele Magazine

**Brady Nassar | Jr. | Pleasanton, Calif. | Defensive Line**

All-MW fourth team - Athlon Sports

**Bryce Phillips | Sr. ^ | Long Beach, Calif. | Cornerback**

All-MW second team - Phil Steele Magazine

All-MW second team - Athlon Sports

**Gabe Plascencia | Sr. | Oakland, Calif. | Kicker**

MW Special Teams Player of the Year

All-MW first team - MW Media

All-MW first team - Phil Steele Magazine

All-MW first team - Athlon Sports

All-MW first team - Lindy's Sports

All-MW first team - College Football Network

All-MW first team - Sports Info Solutions

No. 1 NFL draft eligible kicker in MW (No. 23 in FBS) - Phil Steele Magazine

MW's No. 35-ranked player - Nevada Sports Net

**Lucky Sutton | Jr. | San Diego, Calif. | Running Back**

All-MW fourth team - Phil Steele Magazine

All-MW fourth team - Athlon Sports

**Ross Ulugalu-Maseuli | Sr. | San Diego, Calif. | Offensive Line**

Team Captain

All-MW first team - Lindy's Sports

All-MW second team - Athlon Sports

MW's No. 15-ranked player - Nevada Sports Net

**Christian Washington | Jr. | San Diego, Calif. | Running Back**

No. 1 NFL draft eligible kick returner in MW (No. 14 in FBS) - Phil Steele Magazine

**Trey White | Jr. | San Diego, Calif. | EDGE**

Chuck Bednarik Award Watch List (most outstanding defensive player)

Bronko Nagurski Trophy Watch List (defensive player of the year)

Third-team All-American - Athlon Sports

MW Defensive Player of the Year - MW Media

Team Captain

All-MW first team - MW Media

All-MW first team - Phil Steele Magazine

All-MW first team - Athlon Sports

All-MW first team - Lindy's Sports

All-MW first team - College Football Network

All-MW first team - Sports Info Solutions

No. 14 defensive edge in FBS - Lindy's Sports

MW's top-ranked player - College Football Network

Senior Bowl Top 300 Watch List

No. 3 NFL talent in MW - Lindy's Sports

No. 1 NFL draft eligible tackle in MW (No. 11 in FBS) - Phil Steele Magazine

MW's No. 3-ranked player - Nevada Sports Net

**AZTECS NAME TEAM CAPTAINS**

The San Diego State football team has named its captains for the 2025 season. The six captains chosen in a team vote include EDGE Trey White (San Diego/Eastlake High), center Ross Ulugalu-Maseuli (San Diego/Mater Dei High), cornerback Chris Johnson (Eastvale, Calif.), linebacker Tano Letuli (San Diego/Cathedral Catholic High), quarterback Jayden Denegal (Apple Valley, Calif.) and linebacker DJ Herman (Las Vegas).

White and Letuli become the first multi-time Aztec captains since J.J. Whittaker in 2014-15.

White has racked up a multitude of preseason awards, including the MW preseason defensive player of the year, and watch lists for the Chuck Bednarik Award (most outstanding defensive player), the Bronko Nagurski Trophy (national defensive player of the year) and the Senior Bowl Top 300, after earning first-team all-MW accolades in 2024. Last year, White totaled 60 tackles (40 solo), 18.5 tackles for loss (No. 1 in MW, No. 7 (tied) in FBS), 12.5 sacks (No. 1 in MW, No. 5 (tied) in FBS), two pass breakups and a forced fumble. White's 12.5 sacks were tied for the third most in SDSU single-season history.

Ulugalu-Maseuli enters his fifth year at SDSU as the most experienced offensive lineman on the team with 27 career starts. Ulugalu-Maseuli has been named a preseason first-team all-MW selection by Lindy's Sports and a second-team pick by Athlon Sports.

Johnson was an honorable-mention all-Mountain West performer last year, totaling 67 tackles, four pass breakups, three forced fumbles and an interception in 2024. He enters his final season with 103 tackles, four forced fumbles, five pass breakups and two interceptions, having played 36 of the team's 37 games since arriving on campus in 2022. Johnson joined White on the Senior Bowl Watch List.

A preseason all-MW selection, Letuli led the Aztecs last year with 70 tackles, despite missing two games with a broken hand. Letuli, an honorable mention pick in 2024, was a team captain last year, along with White the first underclassmen captains at San Diego State since Kevin O'Connell in 2005. He has also been named a first-team all-MW pick by Phil Steele Magazine, Athlon Sports, Lindy's Sports, College Football Network and Sports Info Solutions, while also recently making the Polynesian Player of the Year Watch List.

Denegal was recently named the team's starting quarterback for the opener with Stony Brook on Aug. 28 after spending three seasons at Michigan from 2022-24. Denegal was the backup quarterback to J.J. McCarthy for the Wolverines' national championship season in 2023. He appeared in seven games at Michigan, completing 4 of 5 passes for 50 yards and a touchdown, while also rushing four times for 10 yards. The Aug. 28 opener will be his first career start.

Herman has played in 36 games for his career, starting twice last year at linebacker. Herman has been one of the top special teams players in the country and could play on all five units this year - kickoff, kick return, punt, punt return and PAT/field goal.





# MOUNTAIN WEST

## 2025 MW Standings

	MW	Pct.	Overall	Pct.
UNLV	0-0	.000	2-0	1.000
Air Force	0-0	.000	1-0	1.000
<b>San Diego State</b>	<b>0-0</b>	<b>.000</b>	<b>1-0</b>	<b>1.000</b>
Utah State	0-0	.000	1-0	1.000
Wyoming	0-0	.000	1-0	1.000
Fresno State	0-0	.000	1-1	.500
Hawai'i	0-0	.000	1-1	.500
Boise State	0-0	.000	0-1	.000
Colorado State	0-0	.000	0-1	.000
Nevada	0-0	.000	0-1	.000
New Mexico	0-0	.000	0-1	.000
San Jose State	0-0	.000	0-1	.000

## This Week in the Mountain West

### Friday, Sept. 5

Eastern Washington at Boise State, 7 p.m. MT FS1

### Saturday, Sept. 6

San Jose State at Texas, 11 a.m. CT ABC or ESPN

Utah State at Texas A&M, 11:45 a.m. CT SECNW

Idaho State at New Mexico, 1 p.m. MT MWN/Altitude

Fresno State at Oregon State, 12:30 p.m. PT The CW

Northern Iowa at Wyoming, 2 p.m. MT TBD

Sacramento State at Nevada, 2 p.m. PT TBD

Northern Colo. at Colorado State, 5 p.m. MT MWN/Altitude

UCLA at UNLV, 5 p.m. PT CBSSN

**SDSU at Washington State, 7:15 p.m. PT The CW**

Sam Houston at Hawai'i, 6 p.m. HT MW App/Spectrum

## Last Week in the Mountain West

### Thursday, Aug. 28

at South Florida 34, Boise State 7

Wyoming 10, at Akron 0

**at San Diego State 42, Stony Brook 0**

### Friday, Aug. 29

UNLV 38, at Sam Houston 21

Central Michigan 16, at San Jose State 14

### Saturday, Aug. 30

at Air Force 49, Bucknell 13

at Penn State 46, Nevada 11

at Michigan 34, New Mexico 17

at Utah State 28, UTEP 16

at Fresno State 42, Georgia Southern 14

at Arizona 40, Hawai'i 6

at Washington 38, Colorado State 21

## Charting the Regular-Season Opponents

### Stony Brook (0-1, 0-0 CAA)

<b>A.28 at San Diego State</b>	<b>L, 0-42</b>
S.6 Rhode Island*	6 p.m. ET
S.13 Fordham	3:30 p.m. ET
S.20 at Lindenwood	7 p.m. CT
S.27 Merrimack*	3:30 p.m. ET
O.4 at Albany*	3:30 p.m. ET
O.18 at Monmouth*	1 p.m. ET
O.25 Towson*	3:30 p.m. ET
N.1 at Maine*	1 p.m. ET
N.8 North Carolina A&T*	Noon ET
N.15 at Villanova*	1 p.m. ET
N.22 Bryant*	Noon ET

### Northern Illinois (1-0, 0-0 MAC)

A.30 Holy Cross	W, 19-17
S.5 at Maryland	7:30 p.m. ET
S.20 at Mississippi State	3:15 p.m. CT
<b>S.27 San Diego State</b>	<b>TBA</b>
O.4 Miami (Ohio)*	TBA
O.11 at Eastern Michigan*	TBA
O.18 at Ohio*	TBA
O.25 Ball State*	TBA
N.5 at Toledo*	7 p.m. or 8 p.m. ET
N.12 at UMass*	7 p.m. ET
N.18 Western Michigan*	6 p.m. CT
N.28 Kent State*	11 a.m. CT

### Fresno State (1-1, 0-0 MW)

A.23 at Kansas	L, 7-31
A.30 Georgia Southern	W, 42-14
S.6 at Oregon State	12:30 p.m. PT
S.13 Southern University	TBA
S.20 at Hawai'i*	7 p.m. HT
O.4 Nevada*	7:30 p.m. PT
O.10 at Colorado State*	7 p.m. MT
<b>O.25 San Diego State*</b>	<b>TBA</b>
N.1 at Boise State*	TBA
N.15 Wyoming*	TBA
N.22 Utah State*	7:30 p.m. PT
N.29 at San Jose State*	TBA

### Boise State (0-1, 0-0 MW)

A.28 at South Florida	L, 7-34
S.5 Eastern Washington	7 p.m. MT
S.20 at Air Force*	5 p.m. MT
S.27 Appalachian State	TBA
O.4 at Notre Dame	3:30 p.m. ET
O.11 New Mexico*	TBA
O.18 UNLV*	TBA
O.24 at Nevada*	7 p.m. PT
N.1 Fresno State*	TBA
<b>N.15 at San Diego State*</b>	<b>7:30 p.m. PT</b>
N.22 Colorado State*	TBA
N.28 at Utah State*	2 p.m. MT

### Washington State (1-0, 0-0 Pac-12)

A.30 Idaho	W, 13-10
<b>S.6 San Diego State</b>	<b>7:15 p.m. PT</b>
S.13 at North Texas	2:30 p.m. CT
S.20 Washington	4:30 p.m. or 5 p.m. PT
S.27 at Colorado State	5:30 p.m. MT
O.11 at Mississippi	11:45 a.m. CT
O.18 at Virginia	7:30 p.m. ET
O.25 Toledo	12:30 p.m. PT
N.1 at Oregon State*	5 p.m. PT
N.15 Louisiana Tech	7 p.m. PT
N.22 at James Madison	TBA
N.29 Oregon State*	3:30 p.m. PT

### Colorado State (0-1, 0-0 MW)

A.30 at Washington	L, 21-38
S.6 Northern Colorado	5 p.m. MT
S.20 UTSA	TBA
S.27 Washington State	5:30 p.m. MT
<b>O.3 at San Diego State*</b>	<b>7:30 p.m. PT</b>
O.10 Fresno State*	7 p.m. MT
O.18 Hawai'i*	5 p.m. MT
O.25 at Wyoming*	5:30 p.m. MT
N.8 UNLV*	TBA
N.15 at New Mexico*	1 p.m. MT
N.22 at Boise State*	TBA
N.28 Air Force*	TBA

### Wyoming (1-0, 0-0 MW)

A.28 at Akron	W, 10-0
S.6 Northern Iowa	2 p.m. MT
S.13 Utah	6 p.m. MT
S.20 at Colorado	TBA
O.4 UNLV*	5 p.m. MT
O.11 San Jose State*	5 p.m. MT
O.18 at Air Force*	1:30 p.m. MT
O.25 Colorado State*	5:30 p.m. MT
<b>N.1 at San Diego State*</b>	<b>4 p.m. PT</b>
N.15 at Fresno State*	TBA
N.22 Nevada*	Noon MT
N.29 at Hawai'i*	7 p.m. HT

### San Jose State (0-1, 0-0 MW)

A.29 Central Michigan	L, 14-16
S.6 at Texas	11 a.m. CT
S.20 Idaho	2 p.m. PT
S.27 at Stanford	TBA
O.3 New Mexico*	7 p.m. PT
O.11 at Wyoming*	5 p.m. MT
O.17 at Utah State*	7 p.m. MT
N.1 Hawai'i*	7:30 p.m. PT
N.8 Air Force*	TBA
N.15 at Nevada*	12:30 p.m. PT
<b>N.22 San Diego State*</b>	<b>TBA</b>
N.29 Fresno State*	TBA

### California (1-0, 0-0 ACC)

A.30 at Oregon State	W, 34-15
S.6 Texas Southern	3 p.m. PT
S.13 Minnesota	7:30 p.m. PT
<b>S.20 at San Diego State</b>	<b>7:30 p.m. PT</b>
S.27 at Boston College*	TBA
O.4 Duke*	TBA
O.17 North Carolina*	7:30 p.m. PT
O.24 at Virginia Tech*	7:30 p.m. ET
N.1 Virginia*	TBA
N.8 at Louisville*	TBA
N.22 at Stanford*	TBA
N.30 SMU*	TBA

### Nevada (0-1, 0-0 MW)

A.30 at Penn State	L, 11-46
S.6 Sacramento State	2 p.m. PT
S.13 Middle Tennessee	2 p.m. PT
S.20 at Western Kentucky	4 p.m. CT
O.4 at Fresno State*	7:30 p.m. PT
<b>O.11 San Diego State*</b>	<b>7:30 p.m. PT</b>
O.18 at New Mexico*	TBA
O.24 Boise State*	7 p.m. PT
N.8 at Utah State*	5:30 p.m. MT
N.15 San Jose State*	12:30 p.m. PT
N.22 at Wyoming*	Noon MT
N.39 UNLV	6 p.m. PT

### Hawai'i (1-1, 0-0 MW)

A.23 Stanford	W, 23-20
A.30 at Arizona	L, 6-40
S.6 Sam Houston	6 p.m. HT
S.13 Portland State	6 p.m. HT
S.20 Fresno State*	6 p.m. HT
S.27 at Air Force*	TBA
O.11 Utah State*	6 p.m. HT
O.18 at Colorado State*	4 p.m. MT
N.1 at San Jose State*	6:30 p.m. PT
<b>N.8 San Diego State*</b>	<b>6 p.m. HT</b>
N.21 at UNLV*	7:30 p.m. PT
N.29 Wyoming*	6 p.m. HT

### New Mexico (0-1, 0-0 MW)

A.30 at Michigan	L, 17-34
S.6 Idaho State	1 p.m. MT
S.12 at UCLA	7 p.m. PT
S.27 New Mexico State	2 p.m. MT
O.3 at San Jose State*	7 p.m. PT
O.11 at Boise State*	TBA
O.18 Nevada*	TBA
O.25 Utah State*	1 p.m. MT
N.1 at UNLV*	12 p.m. PT
N.15 Colorado State*	1 p.m. MT
N.22 at Air Force*	5 p.m. MT
<b>N.28 San Diego State*</b>	<b>1:30 p.m. MT</b>

## LEWIS' SITUATIONAL RECORD

<b>Overall</b>	<b>28-40</b>
at San Diego State	4-9
at Kent State	24-31
<b>Home</b>	<b>18-11</b>
San Diego, Calif.	3-4
Kent, Ohio	15-7
<b>Road</b>	<b>9-27</b>
at San Diego State	1-5
at Kent State	8-22
<b>Neutral</b>	<b>1-2</b>
Scoring 50+ Points	8-0
Scoring 40+ Points	14-1
Scoring 30+ Points	22-8
Scoring 20+ Points	28-24
Allowing 20- Points	21-31
<b>Conference Games</b>	<b>20-22</b>
MW Games	2-5
MAC Games	18-17
3-Points or Closer	7-6
7-Points or Closer	14-12

## BOWL GAMES AS A COACH

**Kent State**

2021 Famous Idaho Potato Bowl

2019 Frisco Bowl

## NATIONAL OFFENSIVE RANKS

**At Colorado (offensive coordinator)****2023**

When Lewis was offensive coordinator:

- 6th in passing (330.0)

- 39th in scoring (32.1)

After Lewis was offensive coordinator:

- 59th in passing (224.0)

- 100th in scoring (20.3)

**At Kent State (head coach/offensive coordinator)****2021**

- 3rd in rushing (248.6)

- 3rd in first downs (364)

- 4th in total offense (495.2)

- 30th in scoring (33.0)

**2020**

- 1st in scoring (49.8)

- 1st in total offense (606.5)

- 2nd in pass efficiency rating (191.2)

- 2nd in third down conversion percentage (56.1)

- 3rd in rushing (283.0)

- 3rd in fourth down conversion percentage (87.5)

- 10th in passing (323.5)

**At Syracuse (co-offensive coordinator)****2017**

- 18th in passing (294.8)

- 23rd in total offense (456.3)

**2016**

- 11th in passing (321.3)

**At Bowling Green (co-offensive coordinator)****2015**

- 4th in total offense (546.8)

- 6th in scoring (42.2)



## SEAN LEWIS

First Season As San Diego State Head Coach (4-9)

7th Season Overall As Head Coach (28-40)

## COACHING HIGHLIGHTS

- Has amassed 13 years of coaching experience at the collegiate level with stops at Nebraska Omaha (2008), Akron (2011), Eastern Illinois (2012-13), Bowling Green (2014-15), Syracuse (2016-17), Kent State (2018-22) and Colorado (2023) prior to coming to The Mesa.
- One of the most innovative minds in college football over the past decade, he's seen his offenses consistently rank among the nation's leaders at each of his last four stops including the nation's highest scoring offense and best total offense at Kent State during the 2020 season - 49.8 points per game and 606.5 yards per game.
- Led Kent State to their first two bowl games in program history, appearing in the 2019 Tropical Smoothie Cafe Frisco Bowl and 2021 Famous Idaho Potato Bowl. The 2019 Frisco Bowl was also the program's first ever bowl victory, topping Utah State 51-41.
- Excluding Power 5 games, Lewis owns a 28-25 record as a head coach.

## OTHER COACHING EXPERIENCE

- Served as the offensive coordinator/quarterbacks coach at Colorado under head coach Deion Sanders in 2023. While serving as the offensive coordinator, the Buffaloes ranked sixth in passing (330.0) and 39th in scoring (32.1).
- In five seasons at the Kent State helm, Lewis transformed a moribund program into an offensive juggernaut, with his 2021 team setting school records for plays (1,052), total yards (6,907), rushing yards (3,482), passing yards (3,425) and first downs (362). That season, the Golden Flashes boasted the third-best rushing attack in the nation while ranking fourth in total offense (495.2) ultimately clinching their second postseason berth under Lewis in the Famous Idaho Potato Bowl.
- During a shortened 2020 season, Lewis guided the Golden Flashes to a 3-1 mark, securing the program's first back-to-back winning records since 1976-77. The FlashFAST offense was on full display in those four games, leading the nation in total offense (606.5) and scoring offense (49.75) as well as ranking second in pass efficiency (191.2) and third down conversion (56.1), third in rushing (283.0) and fourth down conversion percentage (87.5), and 10th in passing (323.5).
- Lewis' 2019 season was tied for the eighth-best improvement in FBS with five additional wins from the previous year, finishing with a 7-6 overall record.
- Under Lewis' tutelage, 28 Golden Flash players earned all-conference honors and a MAC Player of the Year with quarterback Dustin Crum garnering the award in 2021.
- Prior to Kent State, Lewis spent two seasons at Syracuse where his Orange offense set or tied over 40 school records in 2017 including passing yards in a season (3,855), while its 5,290 total yards of total offense ranked second in program history.
- With Lewis on staff as the co-offensive coordinator and quarterbacks coach, Bowling Green ranked fourth nationally in total offense (546.8) during the 2015 campaign while also ranking sixth in scoring offense (42.2 ppg).
- On an individual in 2015, Falcon quarterback, and current SDSU quarterbacks coach, Matt Johnson collected MAC Offensive Player of the Year honors after finishing second nationally in both passing yards (4,946) and touchdown passes (46).

## PLAYING EXPERIENCE:

- Lewis played at Wisconsin under legendary head coach Barry Alvarez, competing at quarterback and tight end.
- He received a pair of Big Ten all-academic honors before graduating in 2007 with a degree in agricultural sciences.

## PERSONAL:

- Lewis and his wife, Sarah, have been together since high school and have two children. Their son, Rory, is nine years old and daughter, Kiera, is five.

## ■ Sean Lewis Head Coaching Record

Year	Record	League	Finish	Home	Away	Neutral	Bowl Game
2018	Kent State	2-10	1-7	6th (East)	1-4	1-6	0-0
2019	Kent State	7-6	5-3	4th (East)	4-1	2-5	1-0
2020	Kent State	3-1	2-1	2nd (East)	2-0	1-1	0-0
2021	Kent State	7-7	6-2	1st (East)	5-0	2-5	0-2
2022	Kent State	5-7	4-4	5th (East)	3-2	2-5	0-0
<b>KSU TOTALS</b>		<b>24-31</b>	<b>18-17</b>		<b>15-7</b>	<b>8-22</b>	<b>1-2</b>
2024	San Diego State	3-9	2-5	T-11th	2-4	1-5	0-0
2025	San Diego State	1-0	0-0		1-0	0-0	0-0
<b>SDSU TOTALS</b>		<b>4-9</b>	<b>2-5</b>		<b>3-4</b>	<b>1-5</b>	<b>0-0</b>
<b>OVERALL TOTALS</b>		<b>28-40</b>	<b>20-22</b>		<b>18-11</b>	<b>9-27</b>	<b>1-2</b>
							<b>2 Bowl Appearances</b>

# AZTEC COACHING STAFF



## Zac Barton

FIELD

### Special Teams Coord./TEs, 2nd Year (Bloomsburg '06)

- In second season on The Mesa, joining Coach Lewis on Dec. 5, 2023.
- Spent 2023 at Kansas as a special team analyst, where the Jayhawks ranked seventh in FBS in special teams according to PFF.
- Worked alongside Coach Lewis at Kent State from 2018-22 as the special teams coordinator of the Golden Flashes.
- Also had coaching stops at Winona State (2007-09, 2012-17), Memphis (2011) and Nebraska Omaha (2010).



## Rob Aurich

BOX

### Def. Coordinator/LBs, 2nd Year (Minnesota Duluth '10)

- In his first season as the defensive coordinator at SDSU and second year overall, joining the Aztec staff on Dec. 15, 2023.
- Spent two seasons at the University of Idaho, helping the Vandals to a No. 4 ranking and their first ever FCS postseason victory in 2023.
- Coached at South Dakota for four seasons (2018-21), mentoring 12 all-MVFC selections and two all-Americans.
- Started his coaching career at Bemidji State (2014-17). As the defensive coordinator for his final three seasons, the Beavers went 24-10 and featured a top-25 defense.



## Matt Johnson

BOX

### Off. Coordinator/QBs, 2nd Year (Bowling Green '16)

- In his first season as the offensive coordinator at SDSU and second year overall, joining the staff on Dec. 5, 2023.
- Played for Coach Lewis at Bowling Green and coached alongside him at both Syracuse and Kent State.
- Helped guide the KSU offense to school records and the program's first ever bowl victory at the Tropical Smoothie Cafe Frisco Bowl in 2019.
- Started at quarterback for three years at Bowling Green, earning 2015 MAC PotY honors.



## Mike Schmidt

FIELD

### Run Game Coordinator/OL, 11th Year (SDSU '08)

- Enters the second year of his second stint as a full-time staffer at SDSU, also coaching from 2012-20. Was also a GA from 2009-11.
- Coached at Syracuse and Mississippi State between stints.
- From 2012-19, Schmidt's offensive line helped the Aztecs to 10-straight bowl games and established it as one of the top rushing programs in the country, ranking top 25 in yards per carry, yards per game and touchdowns.
- A former walk-on at San Diego State from 2005-08, served as team captain as a senior.



## Lanear Sampson

FIELD

### Pass Game Coordinator/WRs, 2nd Year (Baylor '12)

- Is in his second season at SDSU, coming to SDSU on Dec. 11, 2023.
- Spent two seasons as a coordinator at Austin Peay. Helped lead the Governors to a perfect 6-0 mark in ASUN play in 2023.
- Has coaching stops at Syracuse (2021, 2016-17), Central Florida (2020), McNeese State (2019) and Missouri State (2018).
- Finished fifth on Baylor's all-time receptions list and 10th in receiving yards before going pro and playing with the Colts, Cowboys and Steelers.



## Demetrius Sumler

FIELD

### Def. Pass Game. Coord./CBs, 9th Year (Colorado '11)

- Was elevated to a full-time assistant coach in 2018 and then defensive pass game coordinator in Jan. 2025. Will work with the Aztec cornerbacks for the eighth straight year after spending two years as a GA.
- Has mentored nine all-MW selections and had three of his defensive backs make NFL teams following their time on The Mesa.
- Earned all-conference honors at Central Washington in 2012 as a running back following three years at Colorado.



## Darian Hagan

FIELD

### Running Backs, 2nd Year (Colorado '91)

- In his second season at San Diego State, coming over with Coach Lewis from Colorado on Dec. 6, 2023.
- Spent 20 seasons on the CU staff, including 13 non-consecutive seasons as the school's running backs coach.
- Played his collegiate career with the Buffaloes as well, winning the 1989 Sporting News Player of the Year Award and the 1990 National Championship.
- Starring at quarterback, became the sixth player in NCAA history to run and pass for over 1,000 yards in the same season.



## David Lose

FIELD

### Defensive Line, 2nd Year (Oregon State '04)

- Joined the Aztec coaching staff on Mar. 1, 2024.
- Coached two seasons (2022-23) at Idaho mentoring a defensive line that allowed just 306.8 yards of total offense, 14th best in all of FCS.
- Has also coached at Oregon State (2019-21), Portland State (2017-18), Washington State (2011-16) and Saint Paul College (2009-10).
- Played at Oregon State, starting 18 games and playing on the Beavers' co-PAC-12 title Fiesta Bowl championship team in 2001.




## Roy Manning

FIELD

### EDGES, 1st Year (Michigan '04)

- In his first season at SDSU, joining the staff in January 2025.
- Has nearly 15 years of coaching experience at seven different Power 5, where he coached in 11 bowl games and three conference championship game.
- Most recently served as OLB coach at USC (2022-23), preceded by stints at Oklahoma (2019-21), UCLA (2018), Washington State (2015-17), Michigan (2013-14) and Cincinnati (2012).



## C.J. McGorisk

BOX

### Safeties, 2nd Year (Michigan '16)

- In his second season at SDSU (joined staff on Dec. 15, 2023).
- Served as a defensive quality control coach at Washington, helping UW earn a CFP berth as the No. 2 seed and PAC-12 Champions.
- Has also coached at Indiana, Wake Forest, Fresno State and his alma mater, Michigan.
- Has helped mentor nine all-conference recipients in his young coaching career, and coached in three bowl games and two conference championship games.



## SAN DIEGO STATE ROSTER

\* Granted a medical redshirt waiver for previous season earning a year of eligibility.

^ Utilizing extra year of eligibility offered by the NCAA due to junior college ruling.

Alphabetical			Numerical							
No.	Name	Pos.	No.	Name	Pos.	Ht.	Wt.	Yr.	Exp.	Hometown (High School/College)
13	• Acevedo, Nathan	WR	0	Bryce Phillips^	CB	6-0	195	Sr.	1L	Long Beach, Calif. (La Habra High/Tennessee State)
19	Adams, Seth	TE	1	Chris Johnson	CB	6-0	195	Sr.	3L	Eastvale, Calif. (Eleanor Roosevelt High)
67	Afalava, Tuimalu	DL	2	Jordan Napier	WR	6-2	205	So.	1L	Fontana, Calif. (Jurupa Hills High)
89	• Alvarez, Jacob	TE	2	Trey White	EDGE	6-2	255	Jr.	2L	San Diego, Calif. (Eastlake High)
96	Ames, Marlon	DL	4	Jayden Denegal	QB	6-5	230	Jr.	TR	Apple Valley, Calif. (Apple Valley High/Michigan)
38	Amituanai, Lucan	EDGE	5	Bert Emanuel Jr.	QB	6-3	230	Jr.	TR	Houston, Texas (Ridge Point High/Central Michigan)
42	Anderson, Brady	LB	6	Eric Butler	S	6-2	195	Sr.	3L	Corona, Calif. (Centennial High)
31	Badie, Jared	EDGE	7	Lucky Sutton	RB	6-1	225	Jr.	SQ	San Diego, Calif. (Cathedral Catholic High)
79	Baker, Mason	OL	9	Dalesean Staley	S	6-1	190	Jr.	1L	Kansas City, Mo. (Blue Springs High/Northern Iowa)
18	• Ban, Arthur	TE	10	Ryan Henderson	EDGE	6-3	250	Jr.	2L	Las Vegas, Nev. (Canyon Springs High)
90	Benjamin, Sam	DL	10	Parker Threatt	WR	6-1	200	Fr.	RS	San Jose, Calif. (Bellarmine College Prep)
69	Bleszynski, Alex	OL	11	Gabriel Plascencia	K	6-0	245	Sr.	1L	Oakland, Calif. (Bishop O'Dowd High/College of San Mateo)
78	Borjon, Joe	OL	11	Mikey Welsh	WR	5-9	170	Jr.	1L	Servite, Calif. (Servite High)
17	• Bostick, Jacob	WR	12	Owen Chambliss	LB	6-3	230	So.	1L	Corona, Calif. (Centennial High/Utah)
14	• Brown, Donovan	WR	12	Kyle Crum	QB	6-3	195	Jr.	SQ	Norco, Calif. (Norco High)
6	Butler, Eric	S	13	Nathan Acevedo	WR	5-10	170	Jr.	TR	San Diego, Calif. (Lincoln High/Fresno State)
23	Buxton, Isaiah	CB	13	Prince Williams	CB	6-2	195	Fr.	RS	Westlake Village, Calif. (Oaks Christian High)
43	Cardwell, Braylon	CB	14	Donovan Brown	WR	6-2	180	Jr.	TR	Montgomery Village, Md. (Quince Orchard High/Monroe Univ.)
21	• Cardwell Jr., Byron	RB	14	Jatavious Magee	S	6-1	205	Sr.	3L	Federal Way, Wash. (Federal Way High)
12	Chambliss, Owen	LB	15	Jackson Ford	TE	6-6	250	Fr.	RS	Melissa, Texas (Melissa High/Tulsa)
50	Chavez, Tyson	LS	15	Xavier Hamlett	CB	5-9	175	Sr.	1L	San Diego, Calif. (Lincoln High/Grossmont College)
16	• Cianfrini, Will	WR	16	Will Cianfrini	WR	6-4	190	Fr.	RS	Galveston, Texas (Carlsbad High (Calif.))
54	Clay, Krishna	DL	16	Jelani Whitmore	CB	6-0	185	Sr.	2L	Rialto, Calif. (Carter High)
18	• Clegg, Nick	K	17	Jacob Bostick	WR	6-3	190	Jr.	TR	Palatine Ill. (Palatine High/Texas A&M)
91	Comier, Amari	DL	17	Deshawn McQuin*	S	6-0	195	Sr.	2L	Jacksonville, Texas (Jacksonville High/TCU)
36	• Cornelius, Kodi	TE	18	Arthur Ban	TE	6-5	240	Fr.	RS	Vancouver, Wash. (Evergreen High)
24	Cox, Josiah	S	18	Nick Clegg	K	6-1	175	Fr.	RS	Gilbert, Ariz. (Williams Field High)
68	Craft Jr., Delon	OL	19	Seth Adams	TE	6-2	260	Sr.	TR	Dawsonville, Ga. (Dawson County High/Southeastern Louisiana)
12	• Crum, Kyle	QB	20	Myles Kitt-Denton	WR	5-11	195	Sr.	TR	Pearland, Texas (Dawson High/Northwestern State)
48	Davis, Kainoa	DL	20	Jelani McLaughlin	S	6-0	205	So.	1L	San Jacinto, Calif. (Citrus Valley High)
4	Denegal, Jayden	QB	21	Byron Cardwell Jr.	RB	6-0	220	Sr.	TR	San Diego, Calif. (Morse High/California)
89	• Dorje, Tashi	P	21	Tano Letuli	LB	6-2	240	Jr.	1L	San Diego, Calif. (Cathedral Catholic High/Army)
61	Duarte, Chase	OL	22	Max Garrison	S	5-10	195	Jr.	2L	Pasadena, Calif. (St. Francis HS)
97	Dupuy, Sidney	DL	23	Isaiah Buxton	CB	6-0	180	Fr.	RS	San Diego, Calif. (Mater Dei High)
76	Ellis, Kalan	OL	23	Christian Washington	RB	5-10	205	Jr.	TR	San Diego, Calif. (Helix High/Coastal Carolina)
5	Emanuel Jr., Bert	QB	24	Josiah Cox	S	6-1	197	Jr.	TR	San Diego, Calif. (Lincoln High/New Mexico State)
46	Eyafe, Oberhiri	S	26	Dwayne McDougle	S	5-11	208	Jr.	TR	Oakland, Calif. (McClymonds High/Idaho)
55	Finau, Malachi	DL	27	Brian Pierce Jr.	WR	5-10	180	Sr.	TR	Richmond, Calif. (Pittsburg High/College of San Mateo)
72	Fincher, Dallas	OL	29	Josh Hunter	S	5-9	180	Jr.	2L	Temecula, Calif. (Mater Dei High)
15	• Ford, Jackson	TE	29	Jordin Thomas	RB	5-8	205	Fr.	HS	Tracy, Calif. (Lincoln High)
57	Fuimaono, Saipale	OL	30	JP Mialovski	QB	6-2	205	Fr.	HS	Long Beach, Calif. (Milliken High)
22	• Garrison, Max	S	30	Jeremiah Tuileila	LB	6-3	255	Fr.	HS	Sacramento, Calif. (Grant Union High)
93	Green, Hunter	P	31	Jared Badie	EDGE	6-3	225	Jr.	SQ	Aurora, Ill. (Oswego East High/Illinois)
35	Haines, Hunter	S	32	Tanner Williams	LB	6-1	225	Fr.	RS	Orange, Calif. (Mater Dei High/Utah State)
15	• Hamlett, Xavier	CB	33	Brady Nassor	EDGE	6-5	255	Jr.	2L	Pleasanton, Calif. (Amador Valley High)
34	Harrington, Dean	LB	34	Dean Harrington	LB	6-2	227	Fr.	RS	Thousand Oaks, Calif. (Thousand Oaks High)
73	Hastings, Anthony	OL	35	Hunter Haines	S	6-2	205	Fr.	TR	West Linn, Ore. (West Linn High/Washington State)
82	Hawkins, Jaylon	WR	36	Kodi Cornelius	TE	6-0	300	Fr.	RS	Petaluma, Calif. (Casa Grande High)
10	Henderson, Ryan	EDGE	36	Kaimana Tufaga	S	6-0	200	Fr.	HS	Whittier, Calif. (La Serna High)
45	Herman, DJ	LB	37	Chase Shumate	S	5-11	190	Fr.	HS	Detroit, Mich. (Mountain Pointe High (Ariz.))
39	Herranen, Eemil	P	38	Lucan Amituanai	EDGE	6-4	240	Fr.	HS	Sacramento, Calif. (Elk Grove High)
29	• Hunter, Josh	S	39	Eemil Herranen	P	6-2	210	Jr.	RS	Helsinki, Finland (Del Norte High/Northern Arizona)
47	Irons, Connor	TE	40	Cincere Rhaney	RB	5-9	205	Fr.	RS	Gardena, Calif. (Junipero Serra High)
1	Johnson, Chris	CB	40	Charlie Stewart	EDGE	6-1	230	Sr.	SQ	Los Angeles, Calif. (St. Francis High/Glendale Community College)
70	Jones, Christian	OL	41	Draiden Trudeau	QB	6-0	190	Fr.	HS	Mission Viejo, Calif. (Mission Viejo High)
71	Kannike, Bayo	OL	41	Mister Williams	LB	6-1	245	Sr.	TR	Canoga Park, Calif. (Oaks Christian High/Incarinate Word)
53	Kassim, Ikbal	OL	42	Brady Anderson	LB	6-2	230	Sr.	3L	Bakersfield, Calif. (Liberty High)
52	Kendricks, Jayden	LB	43	Braylon Cardwell	CB	6-1	190	Fr.	HS	Spring Valley, Calif. (Mount Miguel High)
44	King, Niles	EDGE	44	Niles King	EDGE	6-6	260	Sr.	TR	Southfield, Mich. (West Bloomfield High/Grand Valley State)
20	• Kitt-Denton, Myles	WR	45	DJ Herman	LB	6-2	240	Sr.	3L	Las Vegas, Nev. (Bishop Gorman High)
21	• Letuli, Tano	LB	46	Oberhiri Eyafe	S	6-3	205	Fr.	TR	Andover, Minn. (Andover High/Minnesota)
95	Lua, Jack	TE	47	Connor Irons	TE	6-7	245	Fr.	TR	Fullerton, Calif. (Sunny Hills High/Air Force)
14	• Magee, Jatavious	S	48	Kainoa Davis	DL	6-1	275	Fr.	TR	Temecula, Calif. (Mater Dei High/Charlotte)
77	May, Cam	OL	50	Tyson Chavez	LS	6-2	230	Jr.	SQ	San Marcos, Calif. (Mission Hills High)
85	McClure, Jerry	WR	52	Jayden Kendricks	LB	6-2	225	Jr.	SQ	Chula Vista, Calif. (Eastlake High)
17	McQuin, Deshaun	S	53	Ikbal Kassim	OL	6-2	315	Fr.	HS	Corona, Calif. (Centennial High)
26	McDougle, Dwayne	S	54	Krishna Clay	DL	6-2	295	Jr.	1L	Vacaville, Calif. (Wood High/College of San Mateo)
20	• McLaughlin, Jelani	S	55	Malachi Finau	DL	6-1	295	Jr.	TR	Los Angeles, Calif. (St. John Bosco High/Hawai'i)
30	• Mialovski, JP	QB	56	August Salvati	DL	6-3	245	Jr.	TR	Clearwater, Fla. (Clearwater High/Florida Atlantic)
87	Mozer, Marcus	WR	57	Saipale Fuimaono	OL	6-4	300	Sr.	1L	Auto, American Samoa (Fagaitua High/Allan Hancock College)

\* Granted a medical redshirt waiver for previous season earning a year of eligibility.

^ Utilizing extra year of eligibility offered by the NCAA due to junior college ruling.

## Numerical

No.	Name	Pos.	Ht.	Wt.	Yr.	Exp.	Hometown (High School/College)
58	Etene Pritchard	LB	6-1	200	Fr.	HS	Pittsburg, Calif. (Pittsburg High)
60	Connor Paulson	LS	5-11	205	Fr.	RS	Danville, Calif. (San Ramon Valley High)
61	Chase Duarte	OL	6-5	305	Fr.	HS	Concord, Calif. (Clayton Valley Charter High)
62	Ashdon Wnetrzak	OL	6-8	335	Fr.	HS	Los Angeles, Calif. (Sierra Canyon High)
63	Ross Ulugalu-Maseuli	OL	6-4	335	Sr.	3L	San Diego, Calif. (Mater Dei High)
64	Luke Williams	LS	6-0	220	Jr.	TR	Chino Hills, Calif. (Ayala High/College of San Mateo)
67	Tiumala Afalava	DL	6-2	285	So.	SQ	Baldwin Park, Calif. (Bishop Amat High/California)
68	Delon Craft Jr.	OL	6-5	290	Fr.	HS	Richmond, Calif. (Salesian College Preparatory)
69	Alex Bleszynski	OL	6-2	295	Fr.	HS	Santa Ana, Calif. (Mater Dei High)
70	Christian Jones	OL	6-9	335	Sr.	3L	San Luis Obispo, Calif. (San Luis Obispo High)
71	Bayo Kannike	OL	6-4	340	Sr.	TR	Los Angeles, Calif. (Eleanor Roosevelt High/Utah Tech)
72	Dallas Fincher	OL	6-4	310	Sr.	TR	Grand Rapids, Mich. (Kentwood High/Michigan State)
73	Anthony Hastings	OL	6-3	280	Fr.	HS	Newport Beach, Calif. (Corona Del Mar High)
75	Michael Leville Watkins	OL	6-2	310	Fr.	TR	Glendale, Ariz. (Apollo High/Washington)
76	Kalan Ellis	OL	6-5	350	Jr.	TR	Waimanalo, Hawaii (St. Louis School/Syracuse)
77	Cam May	OL	6-7	310	Jr.	TR	Detroit, Mich. (Southeastern High/Howard)
78	Joe Borjon	OL	6-8	338	Sr.	SQ	La Puente, Calif. (Nogales High/Arizona)
79	Mason Baker	OL	6-7	380	So.	TR	Modesto, Calif. (Big Valley High/American River College)
81	Tim Netane	WR	6-5	220	Sr.	SQ	San Mateo, Calif. (Saint Francis High/College of San Mateo)
82	Jaylon Hawkins	WR	6-0	175	Fr.	HS	Argyle, Texas (Liberty Christian High)
84	Ben Scolari	WR	6-2	195	Fr.	RS	Reno, Nev. (Bishop Manogue High)
85	Jerry McClure	WR	6-1	205	So.	SQ	Coronado, Calif. (Mater Dei High/UCLA)
87	Marcus Mozer	WR	6-3	205	Fr.	HS	Fort Collins, Colo. (Fossil Ridge High)
88	Ryan Wolfer	TE	6-5	235	Fr.	RS	Peoria, Ariz. (Liberty High)
89	Jacob Alvarez	TE	6-3	260	Fr.	HS	Murrieta, Calif. (Murrieta Valley High)
89	Tashi Dorje	P	6-2	205	Jr.	TR	Brentwood, Calif. (Liberty High/College of San Mateo)
90	Sam Benjamin	DL	6-4	290	Sr.	1L	Oro Valley, Ariz. (Ironwood Ridge High/Arizona State)
91	Amari Comier	DL	6-2	295	Jr.	TR	East Oakland, Calif. (Clayton Valley High/Diablo Valley College)
92	De'yhare Overstreet-Glover	WR	5-9	165	Jr.	TR	San Diego, Calif. (Mater Dei Catholic High/Snow College)
93	Hunter Green	P	6-4	225	Jr.	TR	Redmond, Wash. (Lake Washington High/Northern Colorado)
94	Teivis Tuoti	DL	6-4	295	Sr.	1L	Laie, Hawaii (Southeast High (Neb.)/Colorado State)
95	Jack Lua	TE	6-5	240	Fr.	HS	Eastvale, Calif. (Eleanor Roosevelt High)
96	Marlon Ames	DL	6-2	208	Fr.	HS	Lakeside, Calif. (El Capitan High)
97	Sidney Dupuy	DL	6-5	275	Fr.	HS	San Diego, Calif. (Cathedral Catholic High)
99	Brian Townsend Jr.	EDGE	6-4	240	Fr.	HS	Las Vegas, Nev. (Arbor View High)

## Alphabetical

No.	Name	Pos.
2	Napier, Jordan	WR
33	Nassar, Brady	EDGE
81	Netane, Tim	WR
92	Overstreet-Glover, De'yhare	WR
0	Phillips, Bryce	CB
11	Plascencia, Gabriel	K
60	Paulson, Connor	LS
27	Pierce Jr., Brian	WR
58	Pritchard, Etene	LB
40	Rhaney, Cincere	RB
56	Salvati, August	DL
84	Scolari, Ben	WR
37	Shumate, Chase	S
9	Staley, Dalesean	S
40	Stewart, Charlie	EDGE
7	Sutton, Lucky	RB
29	Thomas, Jordan	RB
10	Threatt, Parker	WR
99	Townsend Jr., Brian	EDGE
41	Trudeau, Draiden	QB
36	Tufaga, Kaimana	S
30	Tuileila, Jeremiah	LB
94	Tuioi, Teivis	DL
63	Ulugalu-Maseuli, Ross	OL
23	Washington, Christian	RB
75	Watkins, Michael Leville	OL
11	Welsh, Mikey	WR
2	White, Trey	EDGE
16	Whitmore, Jelani	CB
64	Williams, Luke	LS
41	Williams, Mister	LB
13	Williams, Prince	S
32	Williams, Tanner	LB
62	Wnetrzak, Ashdon	OL
88	Wolfer, Ryan	TE
* - Duplicate Number		

## COACHING STAFF

**Sean Lewis** (Wisconsin '07), Head Coach, 2nd season; **Zac Barton** (Bloomsburg Univ. '06, Winona State '09), Associate Head Coach/Special Teams Coordinator, 2nd season; **Rob Aurich** (Minnesota Duluth '10, Bemidji State '15) Defensive Coordinator/Linebackers, 1st season as DC/2nd season overall; **Matt Johnson** (Bowling Green '16) Offensive Coordinator/Quarterbacks, 1st season as OC/2nd season overall; **Laneer Sampson** (Baylor '12, Syracuse '18) Off. Pass Game Coordinator/Wide Receivers, 2nd season; **Mike Schmidt** (San Diego State '09), Run Game Coordinator/Offensive Line, 1st season in second stint/12th season overall at SDSU; **Demetrius Sumler** (Colorado '11), Def. Pass Game Coordinator/Cornerbacks, 1st season as coord./8th season as CB Coach/10th overall; **Darian Hagan** (Colorado '96) Running Backs, 2nd season; **David Lose** (Oregon State '04, Washington State '14) Defensive Line, 2nd season; **Roy Manning** (Michigan (Michigan '04), EDGEs, 1st season; **C.J. McGorisk** (Michigan '16) Safeties, 2nd season; **Ryan Lindley** (San Diego State '11) Senior Offensive Analyst, 2nd season/4th season overall at SDSU; **Tyler Sutton** (Redlands '08), Defensive Analyst, 1st season; **Tahj Capehart** (Arizona '20) Graduate Assistant, 2nd season/3rd season overall at SDSU; **Jayden Dawson** (Idaho State '21) Graduate Assistant, 2nd season; **Parker Houston** (San Diego State '19) Graduate Assistant, 3rd season; **Kyle Moretti** (San Diego State '24) Graduate Assistant, 1st season; **Ruben Pena** (Hawaii '15), Assistant AD/Football Chief of Staff, 1st season/8th overall at SDSU; **Jeff Sobol** (Eastern Illinois '08) Head of Football Performance, 2nd season; **Chris Gordert** (San Diego State '12) Assistant Strength and Condition Coach, 1st season.

## PRONUNCIATION GUIDE

No. 9 Dalesean Staley	dayl-shawn
No. 17 Deshawn McCuin	mc-queue-en
No. 21 Tano Letuli	taw-no leh-tool-ee
No. 30 JP Mialovski	mee-uh-lawv-skee
No. 30 Jeremiah Tuileila	too-ee-lay-la
No. 31 Jared Badie	bay-dee
No. 36 Kaimana Tufaga	kai-uh-mawn-uh too-fong-uh
No. 38 Luca Amituanai	lew-can aw-mih-too-awn-eye
No. 39 Emil Herranen	emmil her-ran-en
No. 46 Oberhiri Eyate	oh-ber-reer-ee ee-i-fay
No. 48 Kainola Davis	kuh-no-uh

No. 53 Ikbalh Kassim	ick-ball kuh-sim
No. 56 August Salvati	sal-yaw-tee
No. 57 Saipale Fuimaono	psy-paul-eh twee-maw-oh-know
No. 58 Etene Pritchard	ee-tee-in
No. 62 Ashdon Wnetrzak	when-trick
No. 63 Ross Ulugalu-Maseuli	oo-loo-gaw-loo mah-say-oo-lee
No. 67 Tiumala Afalava	tee-u-mah-loo off-ah-lava
No. 71 Bayo Kannike	bye-oh cah-neek-ee
No. 76 Kalan Ellis	kay-len
No. 78 Joe Borjon	bore-zhon
No. 81 Tim Netane	knee-tawn-ee

No. 89 Tashi Dorje	taw-she dor-jee
No. 91 Amari Comier	co-mee-ay
No. 94 Teivis Tuoti	tay-viss too-ee-oh-tee
No. 97 Sidney Dupuy	doo-poy
---	
Laneer Sampson	luh-near
Rob Aurich	OAR-itch
David Lose	low-say

## SDSU TWO-DEEP vs. WASHINGTON STATE

^ Utilizing extra year of eligibility offered by the NCAA due to COVID-19; **Players in red** are returning starters from the 2024 season. Underlined players are newcomers or freshmen who redshirted last year.

## OFFENSE

LEFT TACKLE (LT)	GP	GS
<b>70 Christian Jones, 6-9, 330, Sr.***</b>	<b>38</b>	<b>19</b>
<u>77 Cam May, 6-7, 310, Jr.-TR</u>	<u>22</u>	<u>11</u>

## LEFT GUARD (LG)

<u>76 Kalan Ellis, 6-5, 350, Jr.-TR</u>	<u>22</u>	<u>15</u>
<u>57 Saipale Fuimaono, 6-4, 300, Sr.*</u>	<u>8</u>	<u>1</u>

## CENTER (C)

<b>63 Ross Ulugalu-Maseuli, 6-4, 320, Sr.***</b>	<b>32</b>	<b>29</b>
<u>75 Michael Leville Watkins, 6-2, 310, Fr.-RS-TR</u>	<u>1</u>	<u>0</u>

## RIGHT GUARD (RG)

<u>71 Bayo Kannike, 6-6, 300, Sr.-TR</u>	<u>39</u>	<u>31</u>
<u>61 Chase Duarte, 6-5, 305, Fr.-HS</u>	<u>1</u>	<u>0</u>

## RIGHT TACKLE (RT)

<u>78 Joe Borjon, 6-8, 338, Sr.-SQ</u>	<u>8</u>	<u>5</u>
<u>77 Cam May, 6-7, 310, Jr.-TR</u>	<u>22</u>	<u>11</u>

## TIGHT END (TE)

<u>19 Seth Adams, 6-2, 260, Sr.-TR</u>	<u>31</u>	<u>21</u>
<u>18 Arthur Ban, 6-5, 240, Fr.-RS</u>	<u>2</u>	<u>0</u>
<b>or 15 Jackson Ford, 6-6, 250, Fr.-RS-TR</b>	<b>10</b>	<b>0</b>
<b>or 88 Ryan Wolfer, 6-5, 235, Fr.-RS</b>	<b>1</b>	<b>0</b>

## QUARTERBACK (QB)

<u>4 Jayden Denegal, 6-5, 230, Jr.-TR</u>	<u>8</u>	<u>1</u>
<u>5 Bert Emanuel Jr., 6-3, 230, Jr.-TR</u>	<u>14</u>	<u>4</u>

## RUNNING BACK (RB)

<u>7 Lucky Sutton, 6-1, 225, Jr.-SQ</u>	<u>10</u>	<u>1</u>
<u>21 Byron Cardwell Jr., 6-0, 220, Sr.-TR</u>	<u>19</u>	<u>0</u>
<u>23 Christian Washington, 5-10, 205, Jr.-TR</u>	<u>24</u>	<u>6</u>

## WIDE RECEIVER (SLOT)

<u>2 Jordan Napier, 6-2, 205, So.*</u>	<u>17</u>	<u>2</u>
<u>11 Mikey Welsh, 5-9, 170, Jr.*</u>	<u>10</u>	<u>0</u>
<b>or 13 Nathan Acevedo, 5-10, 170, Jr.-TR</b>	<b>8</b>	<b>0</b>

## WIDE RECEIVER (OUTSIDE)

<u>14 Donovan Brown, 6-2, 180, Jr.-TR</u>	<u>19</u>	<u>5</u>
<u>85 Jerry McClure, 6-1, 205, So.-SQ</u>	<u>6</u>	<u>0</u>

## WIDE RECEIVER (3)

<u>20 Myles Kitt-Denton, 5-11, 195, Sr.-TR</u>	<u>35</u>	<u>11</u>
<u>17 Jacob Bostick, 6-3, 190, Jr.-TR</u>	<u>18</u>	<u>1</u>

## SPECIAL TEAMS

## PUNTER (P)

<u>93 Hunter Green, 6-4, 225, Jr.</u>	<u>27</u>	<u>23</u>
<u>89 Tashi Dorje, 6-2, 205, Jr.-TR</u>	<u>0</u>	<u>0</u>

## PLACEKICKER (PK)

<b>46 Gabriel Plascencia, 6-0, 245, Sr.*</b>	<b>15</b>	<b>11</b>
<u>18 Nick Clegg, 6-1, 175, Fr.-RS</u>	<u>1</u>	<u>0</u>

## KICKOFFS (KO)

<b>46 Gabriel Plascencia, 6-0, 245, Sr.*</b>	<b>15</b>	<b>13</b>
<u>18 Nick Clegg, 6-1, 175, Fr.-RS</u>	<u>1</u>	<u>0</u>

## HOLDER (H)

<u>39 Emil Herranen, 6-4, 210, Jr.-RS</u>	<u>23</u>	<u>16</u>
<u>89 Tashi Dorje, 6-2, 205, Jr.-TR</u>	<u>0</u>	<u>0</u>

## DEFENSE

FIELD EDGE (EDGE)	GP	GS
<b>33 Brady Nassar, 6-5, 255, Jr.**</b>	<b>23</b>	<b>9</b>
<u>44 Niles King, 6-6, 260, Sr.-TR</u>	<u>35</u>	<u>14</u>

## NOSE TACKLE (NT)

<u>90 Sam Benjamin, 6-5, 290, Sr.*</u>	<u>21</u>	<u>5</u>
<b>94 Teivis Tuioti, 6-4, 295, Sr.*</b>	<b>28</b>	<b>6</b>

## DEFENSIVE TACKLE (DT)

<u>55 Malachi Finau, 6-1, 295, Jr.-TR</u>	<u>22</u>	<u>2</u>
<b>54 Krishna Clay, 6-2, 295, Jr.*</b>	<b>13</b>	<b>12</b>

## RUSH EDGE (EDGE)

<b>2 Trey White, 6-2, 255, Jr.**</b>	<b>28</b>	<b>14</b>
<u>10 Ryan Henderson, 6-3, 250, Jr.**</u>	<u>22</u>	<u>1</u>

## "WEAKSIDE" LINEBACKER (WILL)

<b>12 Owen Chambliss, 6-3, 230, So.*</b>	<b>12</b>	<b>8</b>
<u>42 Brady Anderson, 6-2, 230, Sr.***</u>	<u>36</u>	<u>1</u>

## "MIKE" LINEBACKER (MLB)

<b>21 Tano Letuli, 6-2, 240, Jr.*</b>	<b>22</b>	<b>11</b>
<u>41 Mister Williams, 6-0, 245, Sr.-TR</u>	<u>45</u>	<u>17</u>
<b>or 45 DJ Herman, 6-2, 240, Sr.***</b>	<b>37</b>	<b>2</b>

## "SAM" (SAFETY)

<b>6 Eric Butler, 6-2, 195, Sr.***</b>	<b>36</b>	<b>12</b>
<u>24 Josiah Cox, 6-1, 197, Jr.-TR</u>	<u>21</u>	<u>1</u>

## LEFT CORNERBACK (LCB)

<b>1 Chris Johnson, 6-0, 195, Sr.***</b>	<b>37</b>	<b>13</b>
<u>13 Prince Williams, 6-2, 195, Fr.-RS</u>	<u>4</u>	<u>0</u>
<b>or 17 Deshawn McCuin, 6-0, 195, Sr.***^</b>	<b>45</b>	<b>10</b>

## BULLET (SS)

<b>9 Dalesean Staley, 6-1, 190, Jr.*</b>	<b>26</b>	<b>22</b>
<u>20 Jelani McLaughlin, 6-0, 205, So.*</u>	<u>13</u>	<u>0</u>

## FREE SAFETY

<u>26 Dwayne McDougle, 5-11, 208, Jr.-TR</u>	<u>28</u>	<u>9</u>
<b>or 17 Deshawn McCuin, 6-0, 195, Sr.***^</b>	<b>45</b>	<b>10</b>

## RIGHT CORNERBACK (RCB)

<b>0 Bryce Phillips, 6-0, 195, Sr.*</b>	<b>35</b>	<b>35</b>
<u>23 Isaiah Buxton, 6-0, 180, Fr.-RS</u>	<u>1</u>	<u>0</u>
<b>or 6 Eric Butler, 6-2, 195, Sr.***</b>	<b>36</b>	<b>12</b>

## START CHART (OFF./DEF.)

Offense	2025	Streak	Career
Bayo Kannike, OL	1	1	31
Ross Ulugalu-Maseuli, OL	1	13	29
Seth Adams, OL/TE	1	1	21
Christian Jones, OL	1	13	19
Kalan Ellis, OL	1	1	15
Cam May, OL	0	0	11
Myles Kitt-Denton, WR	0	0	11
Christian Washington, RB	0	0	6
Joe Borjon, OL	1	1	5
Donovan Brown, WR	1	1	5
Burt Emmanuel Jr., WR	0	0	4
Jordan Napier, WR	1	1	2
Dallas Fincher, OL	0	0	2
Jacob Bostick, WR	1	1	1
Jayden Denegal, QB	1	1	1
Lucky Sutton, RB	1	1	1
Saipale Fuimaono, OL	0	0	1

Defense	2025	Streak	Career
Bryce Phillips, CB	1	35	35
Dalesean Staley, S	1	8	22
Mister Williams, LB	0	0	17
Trey White, EDGE	1	14	14
Niles King, EDGE	0	0	14
Chris Johnson, CB	1	13	13
Eric Butler, S	1	10	12
Krishna Clay, DL	0	0	12
Tano Letuli, LB	1	7	11
Deshawn McCuin, S	0	0	10
Dwayne McDougle, S	1	8	9
Brady Nassar, DL	1	6	9
Owen Chambliss, LB	0	1	8
Teivis Tuioti, DL	0	0	7
Sam Benjamin, DL	1	1	5
Josh Hunter, S	0	0	5
Malachi Finau, DL	1	1	2
DJ Herman, LB	0	0	2
Josiah Cox, S	0	0	1
Ryan Henderson, EDGE	0	0	1
Brady Anderson, LB	0	0	1

Career Starts (Off/Def)	'19	'20	'21	'22	'23	'24	Total
Bryce Phillips, CB	-	-	11	11	12	1	35
Bayo Kannike, OL	RS	5	11	11	3	1	31
Ross Ulugalu-Maseuli, OL	-	RS	6	10	12	1	29
Dalesean Staley, S	-	-	RS	11	10	1	22
Seth Adams, OL/TE	7	10	0	0	3	1	21
Christian Jones, OL	-	RS	0	6	12	1	18
Mister Williams, LB	0	RS	0	3	14	0	17
Kalan Ellis, OL	-	5	9	0	-	1	15
Trey White, EDGE	-	-	RS	1	12	1	14
Niles King, EDGE	-	RS	0	1	13	0	14
Chris Johnson, CB	-	-	0	0	12	1	13
Eric Butler, S	-	-	0	0	11	1	12
Krishna Clay, DL	-	-	-	-	12	0	12
Tano Letuli, LB	-	-	-	0	10	1	11
Cam May, OL	-	-	0	0	11	0	11
Myles Kitt-Denton, WR	RS	0	0	1	10	0	11
Deshawn McCuin, S	0	1	0	2	7	0	10
Dwayne McDougle, S	-	-	RS	0	8	1	9
Brady Nassar, DL	-	-	-	0	8	1	9
Owen Chambliss, LB	-	-	-	RS	7	1	8
Teivis Tuioti, DL	RS	0	0	0	6	0	6
Christian Washington, RB	-	-	2	0	4	0	6
Sam Benjamin, DL	-	-	0	0	4	1	5
Donovan Brown, WR	-	-	RS	4	-	1	5
Joseph Borjon, OL	-	-	0	3	1	1	5
Josh Hunter, S	-	-	RS	5	0	0	5
Burt Emmanuel Jr., QB	-	-	1	3	0	0	4
Malachi Finau, DL	-	-	RS	0	1	1	2
Jordan Napier, WR	-	-	-	RS	1	1	2
Dallas Fincher, OL	RS	0	0	2	0	-	2
DJ Herman, LB	-	-	0	0	2	0	2
Jayden Denegal, WR	-	-	RS	0	0	1	1
Jacob Bostick, WR	-	-	RS	0	0	1	1
Lucky Sutton, RB	-	-	RS	0	0	1	1
Josiah Cox, S	-	-	-	0	1	0	1
Ryan Henderson, EDGE	-	-	-	0	1	0	1
Saipale Fuimaono, OL	-	-	-	-	1	0	1
Brady Anderson, LB	-	0	RS	1	0	0	1

See starter notes on pg. 9



## Game 1

STONY BROOK	0	0	0	0	-	0
SAN DIEGO STATE	14	6	8	14	-	42

Aug. 28 | Snapdragon Stadium | San Diego, Calif. | 7:02 p.m. PT | Attendance: 20,624



## TEAM STATISTICS

	SB	SDSU
<b>FIRST DOWNS</b>	<b>6</b>	<b>24</b>
Rushing	3	14
Passing	1	9
Penalty	2	1
<b>NET YARDS RUSHING</b>	<b>49</b>	<b>228</b>
Rushing Attempts	28	54
Average Per Rush	1.8	4.2
Rushing Touchdowns	0	4
Yards Gained Rushing	75	231
Yards Lost Rushing	26	3
<b>NET YARDS PASSING</b>	<b>46</b>	<b>236</b>
Completions-Attempts-Int	9-25-0	16-29-0
Average Per Attempt	1.8	8.1
Average Per Completion	5.1	14.8
Passing Touchdowns	1	0
<b>TOTAL OFFENSE YARDS</b>	<b>95</b>	<b>464</b>
Total offense plays	53	83
Average Gain Per Play	1.8	5.6
Fumbles: Number-Lost	0-0	0-0
Penalties: Number-Yards	4-28	7-65
<b>PUNTS-YARDS</b>	<b>10-419</b>	<b>4-209</b>
Average Yards Per Punt	41.9	52.2
Net Yards Per Punt	33.0	42.2
Inside 20	1	0
50+ Yards	2	0
Touchbacks	2	0
Fair catch	2	1
<b>KICKOFF-YARDS</b>	<b>1-65</b>	<b>8-516</b>
Average Yards Per Kickoff	65.0	64.5
Net Yards Per Kickoff	40.0	41.1
Touchbacks	1	6
Fair Catch Yards	0	0
<b>Punt returns: Number-Yards-TD</b>	<b>0-0-0</b>	<b>9-89-0</b>
Average Per Return	0.0	9.9
<b>Kickoff returns: Number-Yds-TD</b>	<b>2-35-0</b>	<b>0-0-0</b>
Average Per Return	17.5	0.0
<b>Interceptions: Number-Yds-TD</b>	<b>0-0-0</b>	<b>0-0-0</b>
<b>Fumble Returns: Number-Yds-TD</b>	<b>0-0-0</b>	<b>0-0-0</b>
<b>Miscellaneous Yards</b>	<b>0</b>	<b>0</b>
<b>Possession Time</b>	<b>22:35</b>	<b>37:25</b>
1st Quarter	2:46	12:14
2nd Quarter	7:20	7:40
3rd Quarter	7:22	7:38
4th Quarter	5:07	9:53
<b>Third-Down Conversions</b>	<b>2-15</b>	<b>9-19</b>
<b>Fourth-Down Conversions</b>	<b>1-2</b>	<b>3-4</b>
<b>Red-Zone Scores-Chances</b>	<b>0-0</b>	<b>6-6</b>
Touchdowns	0	5
Field goals	0	1
<b>Sacks By: Number-Yards</b>	<b>0-0</b>	<b>3-24</b>
<b>PAT Kicks</b>	<b>0-0</b>	<b>4-4</b>
<b>2Pts Conversions</b>	<b>0-0</b>	<b>1-1</b>
<b>Field Goals</b>	<b>0-0</b>	<b>2-2</b>
<b>Points off Turnover</b>	<b>0</b>	<b>0</b>

## ▶▶ GAME NOTES

## Big Notes

- San Diego State recorded its first shutout since beating Weber State, 6-0, on Aug. 31, 2019.
- The 42 points were the fourth-most points the Aztecs have scored in a shutout in their Division I history (since 1969).
- This was SDSU's fifth shutout in a season opener in its Division I history.
- The 42-point margin of victory was San Diego State's largest in a game since beating San Jose State by 45 points (52-7) on Nov. 4, 2017.
- The Aztecs snapped a six-game losing streak, their first since losing seven straight in the 2008 season.
- SDSU allowed just six first downs, tied for its second-fewest allowed in its DI history (Weber State, 5 on Aug. 31, 2019).
- San Diego State held a team below 100 total yards of offense for the fourth time in its DI history (also Sept. 19, 1970 at North Texas; Oct. 17, 1970 vs. San Jose State; Oct. 3, 2025 vs. Fresno State).
- The 1.79 yards allowed per play was the third-fewest allowed in the Aztecs' DI history.
- San Diego State improved to 58-2 over its last 60 games when rushing for at least 200 yards. The Aztecs have won 55 of its last 56 games when rushing for 200-plus yards and 16 straight contests.

## Season-Opening Notes

- San Diego State improved to 56-42-5 all-time in season openers.
- The Aztecs improved to 48-17-4 in home season openers.
- SDSU improved to 28-8 when opening up its season at home in its Division I era.
- San Diego State has won 10 of its last 11 home season openers.
- The Aztecs won for the first time in their Division I history when starting their season on a Thursday. SDSU is now 1-4 when starting a season on a Thursday.

## SDSU Rolls Past Stony Brook, 42-0, in 2025 Opener

**SAN DIEGO** -- San Diego State's Lucky Sutton rushed for a career-high 100 yards and scored two touchdowns on Thursday, lifting the Aztecs to a 42-0 romp over Stony Brook in the season opener for both teams at Snapdragon Stadium.

The Aztecs outgained the Seawolves 453-95 in total offense and used a swarming defense to help build an unsurmountable 20-0 advantage by halftime. SBU was unable to cross midfield until the fourth quarter, as the Scarlet and Black forced six three-and-outs for the night.

The victory marked SDSU's first shutout since a 6-0 shaving of Weber State at SDCCU Stadium on Aug. 31, 2019, and represented the team's first blanking at Snapdragon Stadium. In addition, the win marked the Aztecs' largest shutout margin since a 55-0 rout of Hawaii at home on Nov. 5, 2016.

Along with Sutton's production, starting quarterback Jayden Denegal completed 13-of-25 passes for 208 yards and one touchdown in his Scarlet and Black debut, connecting with nine different receivers.

Sutton set the tone for the contest, rushing for 41 yards on SDSU's opening possession, highlighted by a 20-yard scamper on fifth play from scrimmage. After a 16-yard completion from Denegal to Jackson Ford to the Seawolf 3, Sutton burst across the goal line from a yard out to give the host school a lead they would not relinquish.

After forcing a quick SBU punt, Denegal directed a 13-play, 75-yard drive, punctuated by a 25-yard scoring strike over the middle to a wide-open Jacob Bostick on a 3rd-and-12 situation.

Later in the second quarter, Gabriel Plascencia split the uprights from 42 and 35 yards out, respectively, extending his streak to 14 consecutive field goals.

Leading 20-0, the Aztecs turned the game into a blowout, as Sutton added his second touchdown with 1:40 remaining in the third quarter on a two-yard run to pay dirt. Previously, Denegal hit a streaking Donovan Brown with a 44-yard completion on the first play of the drive, putting SDSU in business at the Stony Brook 10. The Aztecs then flashed some razzle-dazzle with a two-point conversion, as DJ Herman connected with Brady Anderson in the left corner of the end zone.

Christian Washington displayed his talents in the fourth quarter, capping a 9-play, 61-yard advance with a 1-yard touchdown burst, increasing the SDSU advantage to 35-0. Earlier in the drive, Washington plowed through the right side of the Seawolf defense for 27 yards on a 2nd-and-13 play, while Nathan Acevedo put the Aztecs in the red zone on the ensuing snap with a 17-yard reception from backup quarterback Bert Emanuel Jr.

With the clock winding down, Parker Threatt closed out the scoring with a five-yard touchdown on sweep around left end to culminate an 8-play, 44-yard march, as backup placekicker Nick Clegg booted the extra point.

SDSU rushed for 228 yards on 53 carries, improving to 58-2 in its last 60 games when gaining 200 yards on the ground. Washington ran for 38 yards on seven attempts, while Brian Cardwell added 29 yards on seven rushes of his own.

Bostick finished with three catches for a game-high 56 yards to lead the Aztec receiving corps, while Brown, Sutton, Acevedo, Jerry McClure and Jordan Napier hauled in two receptions apiece.

Defensively, Owen Chambliss and Tano Letuli tied for team-high honors with five tackles apiece. Chambliss contributed a sack for one of his four solo stops, while Trey White (3 tackles) maintained the pressure with a pair of quarterback hurries.

## &gt;&gt;SCORING SUMMARY

Qtr	Time	Team	Scoring Play	Plays-Yds	TOP	Score
1st	7:39	SDSU	Sutton 10-yd run (PAT good)	13-75	7:21	7-0
1st	0:53	SDSU	Bostick 25-yd pass f/Denegal (PAT Good)	13-78	4:53	14-0
2nd	8:31	SDSU	Plascencia 42-yd field goal	5-45	1:35	17-3
2nd	1:09	SDSU	Plascencia 35-yd field goal	13-61	4:42	20-0
3rd	1:40	SDSU	Sutton 2-yd run (2-pt good)	5-54	1:33	28-0
4th	11:06	SDSU	Washington 1-yd run (PAT good)	9-61	3:54	35-0
4th	1:54	SDSU	Threatt 5-yd run (PAT good)	8-44	3:58	42-0

## INDIVIDUAL STATISTICS

## &gt;&gt;STONY BROOK

Rushing	Att	Yds	TD	Long	Avg
Dempster	13	49	0	13	3.8
Ragsdale	4	14	0	7	3.5
Carson	4	2	0	2	0.5
Zellous	5	-3	0	4	-0.6
Case	2	-13	0	0	-6.5
<b>Totals</b>	<b>28</b>	<b>49</b>	<b>0</b>	<b>13</b>	<b>1.8</b>

Passing	C-A-I	Yds	TD	Long	Sack
Zellous	5-15-0	21	0	5	1
Peace	4-10-0	25	0	17	2
<b>Totals</b>	<b>9-25-0</b>	<b>46</b>	<b>0</b>	<b>17</b>	<b>3</b>

Receiving	No.	Yds	TD	Long
Williams	3	26	0	17
Freeman	2	8	0	5
Dietz	2	8	0	4
Lamarre	1	4	0	4
Dempster	1	0	0	0
<b>Totals</b>	<b>9</b>	<b>46</b>	<b>0</b>	<b>17</b>

## &gt;&gt;SAN DIEGO STATE

Rushing	Att	Yds	TD	Long	Avg
Sutton	23	100	2	17	4.3
Washington	7	38	1	27	5.4
Cardwell	7	28	0	14	4.0
Emanuel Jr.	4	23	0	10	5.8
Rhane	5	19	0	8	3.8
Denegal	7	15	0	9	2.1
Threatt	1	5	1	5	5.0
<b>Totals</b>	<b>54</b>	<b>228</b>	<b>4</b>	<b>27</b>	<b>4.2</b>

Passing	C-A-I	Yds	TD	Long	Sack
Denegal	13-25-0	207	1	44	0
Emanuel Jr.	3-4-0	29	0	17	0
<b>Totals</b>	<b>16-29-0</b>	<b>236</b>	<b>1</b>	<b>44</b>	<b>0</b>

Receiving	No.	Yds	TD	Long
Bostick	3	53	1	25
Napier	3	18	0	8
Brown	2	48	0	44
Acevedo	2	32	0	17
Welsh	1	44	0	44
Wolfer	1	18	0	18
Ford	1	16	0	16
McClure	1	8	0	8
Sutton	1	2	0	2
Kitt-Denton	1	-3	0	0
<b>Totals</b>	<b>16</b>	<b>236</b>	<b>1</b>	<b>44</b>



2025-26 San Diego St. Football  
Results and Comparison  
All games

Page 1/1  
as of Aug 29, 2025

Date	Opponent		Score	Overall	Conf	Time	Attend
08/28/2025	Stony Brook	W	42-0	1-0	0-0	3:08	20624

Opponent	Score	First Downs				Rushing Number-Yards	Passing		Total Offense Plays-Yards	Return Yards	Turn- Overs
		Total	Rush	Pass	Pen		Comp-Att.-Int	Yards			
Stony Brook	42-0	24 / 6	14 / 3	9 / 1	1 / 2	54-228 / 28-49	16-29-0 / 9-25-0	236 / 46	83-464 / 53-95	89 / 35	0 / 0
Totals	42-0	24 / 6	14 / 3	9 / 1	1 / 2	54-228 / 28-49	16-29-0 / 9-25-0	236 / 46	83-464 / 53-95	89 / 35	0 / 0



2025-26 San Diego St. Football  
Overall Team Statistics  
All games

Page 1/2  
as of Aug 29, 2025

Team Statistics

	SDSU	OPP
<b>Scoring</b>	<b>42</b>	<b>0</b>
Points per game	42.0	0.0
Points Off Turnovers	0	0
<b>First Downs</b>	<b>24</b>	<b>6</b>
Rushing	14	3
Passing	9	1
Penalty	1	2
<b>Rushing Yardage</b>	<b>228</b>	<b>49</b>
Yards gained rushing	231	75
Yards lost rushing	3	26
Rushing attempts	54	28
Average per rush	4.2	1.8
Average per game	228.0	49.0
TDs Rushing	4	0
<b>Passing Yardage</b>	<b>236</b>	<b>46</b>
Comp-Att-Int	16-29-0	9-25-0
Average per pass	8.1	1.8
Average per catch	14.8	5.1
Average per game	236.0	46.0
TDs Passing	1	0
<b>Total offense</b>	<b>464</b>	<b>95</b>
Total plays	83	53
Average per play	5.6	1.8
Average per game	464.0	95.0
<b>Kick returns: #-Yards</b>	<b>0-0</b>	<b>2-35</b>
<b>Punt returns: #-Yards</b>	<b>9-89</b>	<b>0-0</b>
<b>Int returns: #-Yards</b>	<b>0-0</b>	<b>0-0</b>
<b>Kick return average</b>	<b>0.0</b>	<b>17.5</b>
<b>Punt return average</b>	<b>9.9</b>	<b>0.0</b>
<b>Int return average</b>	<b>0.0</b>	<b>0.0</b>
<b>Fumbles-Lost</b>	<b>0-0</b>	<b>0-0</b>
<b>Penalties-Yards</b>	<b>7-65</b>	<b>4-28</b>
Average per game	65.0	28.0
<b>Punts-Yards</b>	<b>4-209</b>	<b>10-419</b>
Average per punt	52.3	41.9
Net punt average	42.3	33.0
<b>Kickoffs-Yards</b>	<b>8-516</b>	<b>1-65</b>
Average per kick	64.5	65.0
Net kick average	41.4	40.0
<b>Time of possession / game</b>	<b>37:25</b>	<b>20:26</b>
<b>3rd-down conversion</b>	<b>9/19</b>	<b>2/15</b>
3rd-down pct	47%	13%
<b>4th-down conversion</b>	<b>3/4</b>	<b>1/2</b>





2025-26 San Diego St. Football  
Overall Team Statistics  
All games

Page 2/2  
as of Aug 29, 2025

	SDSU	OPP
4th-down pct	75%	50%
<b>Sacks by-Yards</b>	<b>3-24</b>	<b>0-0</b>
<b>Misc Yards</b>	<b>0</b>	<b>0</b>
<b>Touchdowns scored</b>	<b>5</b>	<b>0</b>
<b>Field goals - attempts</b>	<b>2-2</b>	<b>0-0</b>
<b>On-Side kicks</b>	<b>0-0</b>	<b>0-0</b>
<b>Red-zone scores</b>	<b>(6-6) 100%</b>	<b>(0-0) 0%</b>
<b>Red-zone touchdowns</b>	<b>(5-6) 83%</b>	<b>(0-0) 0%</b>
<b>PAT-attempts</b>	<b>(4-4) 100%</b>	<b>(0-0) 0%</b>
<b>2-point conversion-attempts</b>	<b>(1-1) 100%</b>	<b>(0-0) 0%</b>
<b>Attendance</b>	<b>20624</b>	<b>0</b>
Games / Avg per game	1/20624	0/0
Neutral site games	-	0/0

Score by Periods

Team	1st	2nd	3rd	4th	OT	TOT
San Diego St.	14	6	8	14	0	42
Opponents	0	0	0	0	0	0



2025-26 San Diego St. Football  
Individual Statistics  
All games

Page 1/2  
as of Aug 29, 2025

### Rushing

Player	gp	att	gain	loss	net	avg	td	lg	avg/g
Lucky Sutton	1	23	101	1	100	4.3	2	17	100.0
Christian Washington	1	7	38	0	38	5.4	1	27	38.0
Byron Cardwell	1	7	29	1	28	4.0	0	14	28.0
Bert Emanuel, Jr.	1	4	23	0	23	5.8	0	10	23.0
Cincere Rhaney	1	5	19	0	19	3.8	0	8	19.0
Jayden Denegal	1	7	16	1	15	2.1	0	9	15.0
Parker Threatt	1	1	5	0	5	5.0	1	5	5.0
<b>Total</b>	<b>1</b>	<b>54</b>	<b>231</b>	<b>3</b>	<b>228</b>	<b>4.2</b>	<b>4</b>	<b>27</b>	<b>228.0</b>
<b>Opponents</b>	<b>1</b>	<b>28</b>	<b>75</b>	<b>26</b>	<b>49</b>	<b>1.8</b>	<b>0</b>	<b>13</b>	<b>49.0</b>

### Punt Returns

Player	no.	yds	avg	td	lg
Jordan Napier	7	73	10.4	0	34
Mikey Welsh	2	16	8.0	0	10
<b>Total</b>	<b>9</b>	<b>89</b>	<b>9.9</b>	<b>0</b>	<b>34</b>
<b>Opponents</b>	<b>0</b>	<b>0</b>	<b>0.0</b>	<b>0</b>	<b>0</b>

### Interceptions

Player	no.	yds	avg	td	lg
<b>Total</b>	<b>0</b>	<b>0</b>	<b>0.0</b>	<b>0</b>	<b>0</b>
<b>Opponents</b>	<b>0</b>	<b>0</b>	<b>0.0</b>	<b>0</b>	<b>0</b>

### Passing

Player	gp	effic	comp-att-int	pct	yds	td	lg	avg/g
Jayden Denegal	1	134.8	13-25-0	52.0	207	1	44	207.0
Bert Emanuel, Jr.	1	135.9	3-4-0	75.0	29	0	17	29.0
<b>Total</b>	<b>1</b>	<b>134.9</b>	<b>16-29-0</b>	<b>55.2</b>	<b>236</b>	<b>1</b>	<b>44</b>	<b>236.0</b>
<b>Opponents</b>	<b>1</b>	<b>51.5</b>	<b>9-25-0</b>	<b>36.0</b>	<b>46</b>	<b>0</b>	<b>17</b>	<b>46.0</b>

### Kick Returns

Player	no.	yds	avg	td	lg
<b>Total</b>	<b>0</b>	<b>0</b>	<b>0.0</b>	<b>0</b>	<b>0</b>
<b>Opponents</b>	<b>2</b>	<b>35</b>	<b>17.5</b>	<b>0</b>	<b>23</b>

### Receiving

Player	gp	no.	yds	avg	td	lg	avg/g
Jacob Bostick	1	3	53	17.7	1	25	53.0
Jordan Napier	1	3	18	6.0	0	8	18.0
Nathan Acevedo	1	2	32	16.0	0	17	32.0
Donovan Brown	1	2	48	24.0	0	44	48.0
Myles Kitt-Denton	1	1	-3	-3.0	0	0	-3.0
Mikey Welsh	1	1	44	44.0	0	44	44.0
Lucky Sutton	1	1	2	2.0	0	2	2.0
Jerry McClure	1	1	8	8.0	0	8	8.0
Ryan Wolfer	1	1	18	18.0	0	18	18.0
Jackson Ford	1	1	16	16.0	0	16	16.0
<b>Total</b>	<b>1</b>	<b>16</b>	<b>236</b>	<b>14.8</b>	<b>1</b>	<b>44</b>	<b>236.0</b>
<b>Opponents</b>	<b>1</b>	<b>9</b>	<b>46</b>	<b>5.1</b>	<b>0</b>	<b>17</b>	<b>46.0</b>

### Fumbles Recovered

Player	no.	yds	avg	td	lg
<b>Total</b>	<b>0</b>	<b>0</b>	<b>0.0</b>	<b>0</b>	<b>0</b>
<b>Opponents</b>	<b>0</b>	<b>0</b>	<b>0.0</b>	<b>0</b>	<b>0</b>



# 2025-26 San Diego St. Football Individual Statistics All games

Page 2/2  
as of Aug 29, 2025

## Scoring

Player			PAT						
	td	fg	kick	rush	rcv	pass	dxp	saf	pts
Lucky Sutton	2	-	-	-	-	-	-	-	12
Gabriel Plascencia	-	2-2	3-3	-	-	-	-	-	9
Jacob Bostick	1	-	-	-	-	-	-	-	6
Christian Washington	1	-	-	-	-	-	-	-	6
Parker Threatt	1	-	-	-	-	-	-	-	6
Brady Anderson	-	-	-	-	1	-	-	-	2
Nick Clegg	-	-	1-1	-	-	-	-	-	1
<b>Total</b>	<b>5</b>	<b>2-2</b>	<b>4-4</b>	<b>0</b>	<b>1</b>	<b>1</b>	<b>0</b>	<b>0</b>	<b>42</b>
<b>Opponents</b>	<b>0</b>	<b>0-0</b>	<b>0-0</b>	<b>0</b>	<b>0</b>	<b>0</b>	<b>0</b>	<b>0</b>	<b>0</b>

## Total Offense

Player	g	plays	rush	pass	total	avg/g
Jayden Denegal	1	32	15	207	222	222.0
Lucky Sutton	1	23	100	0	100	100.0
Bert Emanuel, Jr.	1	8	23	29	52	52.0
Christian Washington	1	7	38	0	38	38.0
Byron Cardwell	1	7	28	0	28	28.0
Cincere Rhaney	1	5	19	0	19	19.0
Parker Threatt	1	1	5	0	5	5.0
<b>Total</b>	<b>1</b>	<b>83</b>	<b>228</b>	<b>236</b>	<b>464</b>	<b>464.0</b>
<b>Opponents</b>	<b>1</b>	<b>53</b>	<b>49</b>	<b>46</b>	<b>95</b>	<b>95.0</b>

## Field Goals

Player	fg	pct.	01-19	20-29	30-39	40-49	50-99	lg	blk
Gabriel Plascencia	2-2	100.0	0-0	0-0	1-1	1-1	0-0	42	0
<b>Opponents</b>	<b>0-0</b>	<b>0.0</b>	<b>0-0</b>	<b>0-0</b>	<b>0-0</b>	<b>0-0</b>	<b>0-0</b>	<b>0</b>	<b>0</b>

## Punting

Player	no.	yds	avg	lg	tb	fc	i20	50+	blk
Hunter Green	4	209	52.3	67	2	2	1	2	0
<b>Total</b>	<b>4</b>	<b>209</b>	<b>52.3</b>	<b>67</b>	<b>2</b>	<b>2</b>	<b>1</b>	<b>2</b>	<b>0</b>
<b>Opponents</b>	<b>10</b>	<b>419</b>	<b>41.9</b>	<b>49</b>	<b>0</b>	<b>1</b>	<b>0</b>	<b>0</b>	<b>0</b>

## FG Sequence

Team Name	San Diego St.	Opponents
Stony Brook	(42),(35)	

Numbers in parentheses indicate field goal was made

## Kickoffs

Player	no.	yds	avg	tb	ob	retn	net	ydl
Hunter Green	4	260	65.0	4	0			
Gabriel Plascencia	4	256	64.0	2	0			
<b>Total</b>	<b>8</b>	<b>516</b>	<b>64.5</b>	<b>6</b>	<b>0</b>	<b>2</b>	<b>41.4</b>	<b>23</b>
<b>Opponents</b>	<b>1</b>	<b>65</b>	<b>65.0</b>	<b>1</b>	<b>0</b>	<b>0</b>	<b>40</b>	<b>25</b>

## All Purpose

Player	g	rush	rcv	pr	kr	ir	total	avg/g
Lucky Sutton	1	100	2	0	0	0	102	102.0
Jordan Napier	1	0	18	73	0	0	91	91.0
Mikey Welsh	1	0	44	16	0	0	60	60.0
Jacob Bostick	1	0	53	0	0	0	53	53.0
Donovan Brown	1	0	48	0	0	0	48	48.0
Christian Washington	1	38	0	0	0	0	38	38.0
Nathan Acevedo	1	0	32	0	0	0	32	32.0
Byron Cardwell	1	28	0	0	0	0	28	28.0
Bert Emanuel, Jr.	1	23	0	0	0	0	23	23.0
Cincere Rhaney	1	19	0	0	0	0	19	19.0
Ryan Wolfer	1	0	18	0	0	0	18	18.0
Jackson Ford	1	0	16	0	0	0	16	16.0
Jayden Denegal	1	15	0	0	0	0	15	15.0
Jerry McClure	1	0	8	0	0	0	8	8.0
Parker Threatt	1	5	0	0	0	0	5	5.0
Myles Kitt-Denton	1	0	-3	0	0	0	-3	-3.0
<b>Total</b>	<b>1</b>	<b>228</b>	<b>236</b>	<b>89</b>	<b>0</b>	<b>0</b>	<b>553</b>	<b>553.0</b>
<b>Opponents</b>	<b>1</b>	<b>49</b>	<b>46</b>	<b>0</b>	<b>35</b>	<b>0</b>	<b>130</b>	<b>130.0</b>



2025-26 San Diego St. Football  
Overall Defense Statistics  
All games

Page 1/1  
as of Aug 29, 2025

Team Defense

##	Player	gp	Tackles				Sacks	Pass defense			Fumbles		blkd	
			ua	a	tot	tfl/yds		int-yds	brup	qbh	fr-yds	ff	kick	saf
21	Tano Letuli	1	1	8	9	.	.	.	1	2	.	.	.	.
12	Owen Chambliss	1	3	4	7	1.5-12	1-11	.	.	.	.	.	.	.
42	Brady Anderson	1	1	3	4	.	.	.	.	.	.	.	.	.
56	August Salvati	1	1	2	3	1.5-11	1.5-11	.	.	.	.	.	.	.
44	Niles King	1	.	3	3	.	.	.	.	.	.	.	.	.
2	Trey White	1	1	2	3	.	.	.	.	2	.	.	.	.
20	Jelani McLaughlin	1	.	2	2	.	.	.	.	.	.	.	.	.
45	DJ Herman	1	1	1	2	.	.	.	.	.	.	.	.	.
55	Malachi Finau	1	.	2	2	0.5-0	.	.	.	.	.	.	.	.
0	Bryce Phillips	1	2	.	2	.	.	.	.	.	.	.	.	.
24	Josiah Cox	1	.	2	2	.	.	.	.	.	.	.	.	.
10	Ryan Henderson	1	2	.	2	1-1	.	.	.	.	.	.	.	.
1	Chris Johnson	1	1	1	2	.	.	.	2	1	.	.	.	.
40	Charlie Stewart	1	.	1	1	.	.	.	.	.	.	.	.	.
23	Isaiah Buxton	1	1	.	1	.	.	.	.	.	.	.	.	.
54	Krishna Clay	1	1	.	1	.	.	.	.	1	.	.	.	.
91	Amari Comier	1	.	1	1	.	.	.	.	.	.	.	.	.
32	Tanner Williams	1	.	1	1	.	.	.	.	.	.	.	.	.
41	Mister Williams	1	.	1	1	.	.	.	.	.	.	.	.	.
29	Josh Hunter	1	.	1	1	.	.	.	.	.	.	.	.	.
6	Eric Butler	1	.	1	1	.	.	.	.	1	.	.	.	.
26	Dwayne McDougale	1	.	1	1	.	.	.	.	.	.	.	.	.
31	Jared Badie	1	.	1	1	0.5-2	0.5-2	.	.	1	.	.	.	.
94	Teivis Tuioti	1	1	.	1	.	.	.	.	.	.	.	.	.
33	Brady Nassar	1	.	.	.	.	.	.	.	1	.	.	.	.
90	Sam Benjamin	1	.	.	.	.	.	.	.	1	.	.	.	.
9	Dalesean Staley	1	.	.	.	.	.	.	2	.	.	.	.	.
<b>Totals</b>		<b>1</b>	<b>16</b>	<b>38</b>	<b>54</b>	<b>5-26</b>	<b>3-24</b>	<b>0-0</b>	<b>5</b>	<b>10</b>	<b>0-0</b>	<b>0</b>	<b>0</b>	<b>0</b>
Opponents		1	49	40	89	3-5	0-0	0-0	6	3	0-0	0	0	0





2025-26 San Diego St. Football  
Games Played  
All games

Page 1/2  
as of Aug 29, 2025

##	Player	GP-GS	SBU
0	Bryce Phillips	1/1	START
1	Chris Johnson	1/1	START
2	Trey White	1/1	START
2	Jordan Napier	1/1	START
4	Jayden Denegal	1/1	START
5	Bert Emanuel, Jr.	1/0	XXX
6	Eric Butler	1/1	START
7	Lucky Sutton	1/1	START
9	Dalesean Staley	1/1	START
10	Ryan Henderson	1/0	XXX
10	Parker Threatt	1/0	XXX
11	Mikey Welsh	1/0	XXX
11	Gabriel Plascencia	1/0	XXX
12	Kyle Crum	0/0	...
12	Owen Chambliss	1/1	START
13	Nathan Acevedo	1/0	XXX
13	Prince Williams	1/0	XXX
14	Jatavious Magee	1/0	XXX
14	Donovan Brown	1/1	START
15	Xavier Hamlet	1/0	XXX
15	Jackson Ford	1/0	XXX
16	Jelani Whitmore	0/0	...
16	Will Cianfrini	0/0	...
17	Deshawn McCuin	0/0	...
17	Jacob Bostick	1/1	START
18	Arthur Ban	1/0	XXX
18	Nick Clegg	1/0	XXX
19	Seth Adams	1/1	START
20	Myles Kitt-Denton	1/0	XXX
20	Jelani McLaughlin	1/0	XXX
21	Byron Cardwell	1/0	XXX
21	Tano Letuli	1/1	START
22	Max Garrison	1/0	XXX
23	Christian Washington	1/0	XXX
23	Isaiah Buxton	1/0	XXX
24	Josiah Cox	1/0	XXX
26	Dwayne McDougale	1/1	START
27	Brian Pierce Jr.	0/0	...
29	Josh Hunter	1/0	XXX
29	Jordin Thomas	0/0	...
30	JP Mialovski	0/0	...
30	Jeremiah Tuiileila	0/0	...
31	Jared Badie	1/0	XXX
32	Tanner Williams	1/0	XXX
33	Brady Nassar	1/1	START
34	Dean Harrington	0/0	...
35	Hunter Haines	0/0	...
36	Kodi Cornelius	0/0	...
36	Kaimana Tufaga	0/0	...
37	Chase Shumate	0/0	...
38	Lucan Amituanai	0/0	...
39	Eemil Herranen	1/0	XXX
40	Cincere Rhaney	1/0	XXX
40	Charlie Stewart	1/0	XXX
41	Mister Williams	1/0	XXX
41	Draiden Trudeau	0/0	...
42	Brady Anderson	1/0	XXX
43	Braylon Cardwell	0/0	...
44	Niles King	1/0	XXX
45	DJ Herman	1/0	XXX



**2025-26 San Diego St. Football**  
**Games Played**  
**All games**

Page 2/2  
as of Aug 29, 2025

##	Player	GP-GS	SBU
46	Oberhiri Eyafe	0/0	...
47	Connor Irons	0/0	...
48	Kainoa Davis	0/0	...
50	Tyson Chavez	1/0	XXX
52	Jayden Kendricks	0/0	...
53	Ikbahl Kassim	1/0	XXX
54	Krishna Clay	1/0	XXX
55	Malachi Finau	1/1	START
56	August Salvati	1/0	XXX
57	Saipale Fuimaono	1/0	XXX
58	Etene Pritchard	0/0	...
60	Connor Poulson	0/0	...
61	Chase Duarte	1/0	XXX
62	Ashdon Wnetrzak	0/0	...
63	Ross Ulugalu-Maseuli	1/1	START
64	Luke Williams	0/0	...
67	Tiumalu Afalava	0/0	...
68	Delon Craft Jr.	0/0	...
69	Alex Bleszynski	0/0	...
70	Christian Jones	1/1	START
71	Bayo Kannike	1/1	START
72	Dallas Fincher	0/0	...
75	Michael Levelle Watkins	1/0	XXX
76	Kalan Ellis	1/1	START
77	Cam May	1/0	XXX
78	Joseph Borjon	1/1	START
79	Mason Baker	0/0	...
81	Timothy Netane	0/0	...
82	Jaylon Hawkins	0/0	...
84	Ben Scolari	0/0	...
85	Jerry McClure	1/0	XXX
87	Marcus Mozer	0/0	...
88	Ryan Wolfer	1/0	XXX
89	Jacob Alvarez	0/0	...
89	Tashi Dorje	0/0	...
90	Sam Benjamin	1/1	START
91	Amari Comier	1/0	XXX
92	De'yhare Overstreet-Glover	0/0	...
93	Hunter Green	1/0	XXX
94	Teivis Tuioti	1/0	XXX
95	Jack Lua	0/0	...
96	Marlon Ames	0/0	...
97	Sidney Dupuy	0/0	...
99	Brian Townsend Jr.	0/0	...



2025-26 San Diego St. Football  
By Quarter Statistics  
All games

Page 1/1  
as of Aug 29, 2025

### 3rd-Down Conversions

Date	Opponent	Score	Overall	1st Qtr	2nd Qtr	3rd Qtr	4th Qtr	Overtime
08/28/2025	Stony Brook	W 42-0	9-19 47.4	5-6 83.3	2-5 40.0	0-4 0.0	2-4 50.0	0-0 0.0
San Diego St.			9-19 47.4	5-6 83.3	2-5 40.0	0-4 0.0	2-4 50.0	0-0 0.0
Opponents			2-15 13.3	1-3 33.3	0-4 0.0	0-5 0.0	1-3 33.3	0-0 0.0

### 4th-Down Conversions

Date	Opponent	Score	Overall	1st Qtr	2nd Qtr	3rd Qtr	4th Qtr	Overtime
08/28/2025	Stony Brook	W 42-0	3-4 75.0	1-1 100.0	0-0 0.0	1-2 50.0	1-1 100.0	0-0 0.0
San Diego St.			3-4 75.0	1-1 100.0	0-0 0.0	1-2 50.0	1-1 100.0	0-0 0.0
Opponents			1-2 50.0	0-0 0.0	1-1 100.0	0-1 0.0	0-0 0.0	0-0 0.0

### Time of Possession

Date	Opponent	Score	Overall	1st Qtr	2nd Qtr	3rd Qtr	4th Qtr	Overtime
08/28/2025	Stony Brook	W 42-0	37:25	12:14	07:40	07:38	09:53	00:00
San Diego St.			Total	37:25	12:14	07:40	07:38	09:53
			Avg.	37:25	12:14	07:40	07:38	09:53
Opponents			Total	20:26	00:37	07:20	07:22	05:07
			Avg.	20:26	00:37	07:20	07:22	05:07



2025-26 San Diego St. Football  
Red-Zone Results  
All games

Page 1/1  
as of Aug 29, 2025

San Diego St. Inside Opponent Red-Zone

Date	Opponent	Score	Times	Times	Total	Rush				Pass	FGs	Failed to score inside RZ				
			In RZ	Scored	Pts	TDs	TDs	TDs	TDs	Made	FGA	Down	Int	Fumb	Half	Game
08/28/2025	Stony Brook	W 42-0	6	6	39	5	4	1	1	1	1	0	0	0	0	0
Totals 6 of 6 (100.0%)			6	6	39	5	4	1	1	1	1	0	0	0	0	0

Opponents Inside San Diego St. Red-Zone

Date	Opponent	Score	Times	Times	Total	Rush				Pass	FGs	Failed to score inside RZ				
			In RZ	Scored	Pts	TDs	TDs	TDs	TDs	Made	FGA	Down	Int	Fumb	Half	Game
08/28/2025	Stony Brook	W 42-0	0	0	0	0	0	0	0	0	0	0	0	0	0	0
Totals 0 of 0 (0.0%)			0	0	0	0	0	0	0	0	0	0	0	0	0	0





2025-26 San Diego St. Football  
Team Game-by-Game  
All games

Page 1/1  
as of Aug 29, 2025

Date	Opponent	Rushing				Receiving				Passing				Kick Returns				Punt Returns				tot			
		no.	yds	td	lg	no.	yds	td	lg	cmp	att	int	yds	td	lg	no.	yds	td	lg	no.	yds	td	lg	off	
08/28/2025	Stony Brook	54	228	4	27	16	236	1	44	16-29-0				236	1	44	0	0	0	0	9	89	0	34	464
San Diego St.		54	228	4	27	16	236	1	44	16-29-0				236	1	44	0	0	0	0	9	89	0	34	464
Opponents		28	49	0	13	9	46	0	17	9-25-0				46	0	17	2	35	0	23	0	0	0	0	95

San Diego St. Averages

Games	Avg/ rush	Avg/ catch	Pass effic	KR avg	PR avg	All purpose avg/game	Total offense avg/game
1	4.2	14.8	134.9	0.0	9.9	553.0	464.0

Date	Opponent	Tackles				Sacks	Fumble		Pass Defense				blkd	PAT attempts				off	
		ua	a	total	tfl-yds	no-yds	ff	fr-yds	int-yds	qbh	brup	kick	kick	rush	rcv	saf	t/o	pts	
08/28/2025	Stony Brook	16	38	54	5.0-26	3-24	0	0-0	0-0	10	5	0	4-4	0	1	0	0	42	
San Diego St.		16	38	54	5.0-26	3-24	0	0-0	0-0	10	5	0	4-4	0	1	0	0	42	
Opponents		49	40	89	3.0-5	0-0	0	0-0	0-0	3	6	0	0-0	0	0	0	0	0	

Date	Opponent	Punting										Field Goals			Kickoffs				
		no.	yds	avg	long	blkd	tb	fc	50+	i20	md-att	long	blkd	no.	yds	avg	tb	ob	
08/28/2025	Stony Brook	4	209	52.3	67	0	2	2	2	1	2-2	42	0	8	516	64.5	6	0	
San Diego St.		4	209	52.3	67	0	2	2	2	1	2-2	42	0	8	516	64.5	6	0	
Opponents		10	419	41.9	49	0	0	1	0	0	0-0	0	0	1	65	65.0	1	0	



2025-26 San Diego St. Football  
Opponents Game-by-Game  
All games

Page 1/1  
as of Aug 29, 2025

		Rushing				Receiving				Passing				Kick Returns				Punt Returns				tot		
Date	Opponent	no.	yds	td	lg	no.	yds	td	lg	cmp	att	int	yds	td	lg	no.	yds	td	lg	no.	yds	td	lg	off
08/28/2025	Stony Brook	28	49	0	13	9	46	0	17	9	25	0	46	0	17	2	35	0	23	0	0	0	0	95
Opponents		28	49	0	13	9	46	0	17	9	25	0	46	0	17	2	35	0	23	0	0	0	0	95
San Diego St.		54	228	4	27	16	236	1	44	16	29	0	236	1	44	0	0	0	0	9	89	0	34	464

Opponents Averages

Games	Avg/ rush	Avg/ catch	Pass effc	KR avg	PR avg	All purpose avg/game	Total offense avg/game
1	1.8	5.1	51.5	17.5	0.0	130.0	95.0

		Tackles				Sacks	Fumble	Pass Defense			blkd	PAT attempts			off			
Date	Opponent	ua	a	total	tfl-yds	no-yds	ff	fr-yds	int-yds	qbh	brup	kick	kick	rush	rcv	saf	t/o	pts
08/28/2025	Stony Brook	49	40	89	3.0-5	0-0	0	0-0	0-0	3	6	0	0-0	0	0	0	0	0
Opponents		49	40	89	3.0-5	0-0	0	0-0	0-0	3	6	0	0-0	0	0	0	0	0
San Diego St.		16	38	54	5.0-26	3-24	0	0-0	0-0	10	5	0	4-4	0	1	0	0	42

		Punting										Field Goals			Kickoffs				
Date	Opponent	no.	yds	avg	long	blkd	tb	fc	50+	i20	md-att	long	blkd	no.	yds	avg	tb	ob	
08/28/2025	Stony Brook	10	419	41.9	49	0	0	1	0	0	0-0	0	0	1	65	65.0	1	0	
Opponents		10	419	41.9	49	0	0	1	0	0	0-0	0	0	1	65	65.0	1	0	
San Diego St.		4	209	52.3	67	0	2	2	2	1	2-2	42	0	8	516	64.5	6	0	



2025-26 San Diego St. Football  
Team Game-by-Game Comparison  
All games

Page 1/1  
as of Aug 29, 2025

Opponent	Score	First Downs				Rushing Number-Yards	Passing		Total Offense Plays-Yards	Return Yards	Turn- Overs
		Total	Rush	Pass	Pen		Comp-Att.-Int	Yards			
Stony Brook	42-0	24 / 6	14 / 3	9 / 1	1 / 2	54-228 / 28-49	16-29-0 / 9-25-0	236 / 46	83-464 / 53-95	89 / 35	0 / 0
<b>Totals</b>	<b>42-0</b>	<b>24 / 6</b>	<b>14 / 3</b>	<b>9 / 1</b>	<b>1 / 2</b>	<b>54-228 / 28-49</b>	<b>16-29-0 / 9-25-0</b>	<b>236 / 46</b>	<b>83-464 / 53-95</b>	<b>89 / 35</b>	<b>0 / 0</b>

Opponents	3rd Down Conversion	4th Down Conversion	Time of Possession	TOP Margin	Avg Yds/Rush	Avg Yds/Pass	Avg Yds/Play	Punting Number-Avg	Penalties Number-Yards	Sacks
Stony Brook	9-19 / 2-15	3-4 / 1-2	37:25 / 20:26	16:59	4.2 / 1.8	8.1 / 1.8	5.6 / 1.8	4-52.3 / 10-41.9	7-65.0 / 4-28.0	3 / 0
<b>Totals</b>	<b>9-19 / 2-15</b>	<b>3-4 / 1-2</b>	<b>37:25 / 20:26</b>	<b>16:59</b>	<b>4.2 / 1.8</b>	<b>8.1 / 1.8</b>	<b>5.6 / 1.8</b>	<b>4-52.3 / 10-41.9</b>	<b>7-65.0 / 4-28.0</b>	<b>3 / 0</b>

Note: Game totals are displayed in the format TEAM/OPPONENT for each category



**2025-26 San Diego St. Football**  
**Rushing/Receiving Game-by-Game**  
**All games**

Page 1/1  
as of Aug 29, 2025

**Rushing**

Player	No-Yds/TD	SBU
Lucky Sutton	23-100/2	23-100/2
Christian Washington	7-38/1	7-38/1
Byron Cardwell	7-28/0	7-28/0
Jayden Denegal	7-15/0	7-15/0
Cincere Rhaney	5-19/0	5-19/0
Bert Emanuel, Jr.	4-23/0	4-23/0
Parker Threatt	1-5/1	1-5/1

**Receiving**

Player	No-Yds/TD	SBU
Jacob Bostick	3-53/1	3-53/1
Jordan Napier	3-18/0	3-18/0
Donovan Brown	2-48/0	2-48/0
Nathan Acevedo	2-32/0	2-32/0
Mikey Welsh	1-44/0	1-44/0
Ryan Wolfer	1-18/0	1-18/0
Jackson Ford	1-16/0	1-16/0
Jerry McClure	1-8/0	1-8/0
Lucky Sutton	1-2/0	1-2/0
Myles Kitt-Denton	1--3/0	1--3/0





2025-26 San Diego St. Football  
Passing Game-by-Game  
All games

Page 1/1  
as of Aug 29, 2025

#4 Jayden Denegal	Comp	Att	Int	Pct	Yards	TD	Long	Sacked	Effic.
Stony Brook	13	25	0	52.0	207	1	44	0-0	134.8
<b>Totals</b>	<b>13</b>	<b>25</b>	<b>0</b>	<b>52.0</b>	<b>207</b>	<b>1</b>	<b>44</b>	<b>0-0</b>	<b>134.8</b>

#5 Bert Emanuel, Jr.	Comp	Att	Int	Pct	Yards	TD	Long	Sacked	Effic.
Stony Brook	3	4	0	75.0	29	0	17	0-0	135.9
<b>Totals</b>	<b>3</b>	<b>4</b>	<b>0</b>	<b>75.0</b>	<b>29</b>	<b>0</b>	<b>17</b>	<b>0-0</b>	<b>135.9</b>



2025-26 San Diego St. Football  
Returns Game-by-Game  
All games

Page 1/1  
as of Aug 29, 2025

**Punt Returns**

Player	No-Yds	SBU
Jordan Napier	7-73	7-73
Mikey Welsh	2-16	2-16

**Kick Returns**

Player	No-Yds	SBU
--------	--------	-----

**Interceptions Returns**

Player	No-Yds	SBU
--------	--------	-----

**Fumble Returns**

Player	No-Yds	SBU
--------	--------	-----



**2025-26 San Diego St. Football**  
**All-Purpose Yards Game-by-Game**  
**All games**

Page 1/1  
as of Aug 29, 2025

Player	Total	SBU
Lucky Sutton	102	102
Jordan Napier	91	91
Mikey Welsh	60	60
Jacob Bostick	53	53
Donovan Brown	48	48
Christian Washington	38	38
Nathan Acevedo	32	32
Byron Cardwell	28	28
Bert Emanuel, Jr.	23	23
Cincere Rhaney	19	19
Ryan Wolfer	18	18
Jackson Ford	16	16
Jayden Denegal	15	15
Jerry McClure	8	8
Parker Threatt	5	5
Myles Kitt-Denton	-3	-3



**2025-26 San Diego St. Football**  
**Total Tackles Game-by-Game**  
**All games**

Page 1/1  
as of Aug 29, 2025

**Total Tackles**

Player	S-A	Total	SBU
Tano Letuli	1-8	9	1-8
Owen Chambliss	3-4	7	3-4
Brady Anderson	1-3	4	1-3
Trey White	1-2	3	1-2
August Salvati	1-2	3	1-2
Niles King	0-3	3	0-3
Bryce Phillips	2-0	2	2-0
Ryan Henderson	2-0	2	2-0
Chris Johnson	1-1	2	1-1
DJ Herman	1-1	2	1-1
Jelani McLaughlin	0-2	2	0-2
Josiah Cox	0-2	2	0-2
Malachi Finau	0-2	2	0-2
Isaiah Buxton	1-0	1	1-0
Krishna Clay	1-0	1	1-0
Teivis Tuioti	1-0	1	1-0
Eric Butler	0-1	1	0-1
Dwayne McDougale	0-1	1	0-1
Josh Hunter	0-1	1	0-1
Jared Badie	0-1	1	0-1
Tanner Williams	0-1	1	0-1
Charlie Stewart	0-1	1	0-1
Mister Williams	0-1	1	0-1
Amari Comier	0-1	1	0-1





**2025-26 San Diego St. Football**  
**Tackles For Loss Game-by-Game**  
**All games**

Page 1/1  
as of Aug 29, 2025

Player	UA-A	Total	SBU
Owen Chambliss	1-1	1.5	1.5-12
August Salvati	1-1	1.5	1.5-11
Ryan Henderson	1-0	1.0	1.0-1
Jared Badie	0-1	0.5	0.5-2
Malachi Finau	0-1	0.5	0.5-0



2025-26 San Diego St. Football  
Sacks Game-by-Game  
All games

Page 1/1  
as of Aug 29, 2025

Player	UA-A	Total	SBU
August Salvati	1-1	1.5	1.5-11
Owen Chambliss	1-0	1	1-11
Jared Badie	0-1	0.5	0.5-2



**Fumbles**

Player	No-Lost	SBU
--------	---------	-----

**Fumbles Forced**

Player	Number	SBU
--------	--------	-----

**Fumbles Recovered**

Player	Number	SBU
--------	--------	-----