

SAN DIEGO STATE FOOTBALL

Contacts: Jamie McConeghy, Senior Assoc. AD of Communications & Media Relations (jmcconeg@sdsu.edu); Drew Barton, Asst. Communications Director (dbarton@sdsu.edu)

LIVE COVERAGE

TV/Stream: CBS Sports Network

Alex Del Barrio (play-by-play)

Randy Cross (analyst)

Lauren Green (sidelines)

Michael Pittman (producer)



Aztecs Radio Network: San Diego Sports 760

pregame starts two hours before kickoff;

postgame show is one hour

Jon Schaeffer (play-by-play)

Rich Ohrnberger (analyst)

Ben Fletcher (pre, half, post)

J.R. Tolver (pre)



Live Stats: GoAztecs.com

THE SERIES (complete series info on pg. 8)

Series: California, 5-4

Home: 4-0; **Away:** 0-5

Snapdragon Stadium: 0-0

Memorial Stadium: 0-5

Longest SDSU Win Streak: 2 (1994-95)

Longest California Win Streak: 4 (1996-2015)


2025 SCHEDULE / RESULTS

 **Stony Brook** **W, 42-0**
Thu., Aug. 28 | 7 p.m. | Snapdragon Stadium | KUSI/MWN


 **at Washington State** **L, 13-36**
Sat., Sept. 6 | 7:15 p.m. PT | Pullman, Wash. | The CW

 **California**
Sat., Sept. 20 | 7:30 p.m. PT | Snapdragon Stadium | CBSSN

 **at Northern Illinois**
Sat., Sept. 27 | TBA | DeKalb, Ill. | TBA

 **Colorado State***
Fri., Oct. 3 | 7:30 p.m. PT | Snapdragon Stadium | CBSSN

 **at Nevada***
Sat., Oct. 11 | 7:30 p.m. PT | Reno, Nev. | CBSSN

 **at Fresno State***
Sat., Oct. 25 | TBA | Fresno, Calif. | FOXSN

 **Wyoming***
Sat., Nov. 1 | 4 p.m. PT | Snapdragon Stadium | CBSSN

 **at Hawai'i***
Sat., Nov. 8 | 6 p.m. HT | Honolulu, Hawaii | Spectrum/MWN

 **(25/25) Boise State***
Sat., Nov. 15 | 7:30 p.m. PT | Snapdragon Stadium | CBSSN

 **San Jose State***
Sat., Nov. 22 | TBA | Snapdragon Stadium | FOXSN

 **at New Mexico***
Fri., Nov. 28 | 1:30 p.m. MT | Albuquerque, N.M. | CBSSN

TOC	Page No.	Roster	24-25
Media Availability	2	2-Deep	26
General Notes	3-20	Recaps	27-28
Series History	8-10	Statistics	29-56
MW / Opponent Info	21	Last Time it Happened	57-59
Coaching Staff	22-23	Stadium Records	60-65

GAME 3

SAN DIEGO STATE (1-1) vs. CALIFORNIA (3-0)

Saturday, Sept. 20 ■ 7:30 p.m. PT ■ San Diego, Calif. ■ Snapdragon Stadium (35,000)



AZTECS

Head Coach: Sean Lewis

Record at SDSU: 4-10 (second season)

Career Record: 28-41 (seventh season)

Lewis Record vs. California: 0-1

GOLDEN BEARS

Head Coach: Justin Wilcox

Record at Cal: 45-50 (ninth season)

Career Record: Same

Wilcox Record vs. SDSU: 1-0



SAN DIEGO STATE WELCOMES CALIFORNIA FOR SATURDAY NIGHT SHOWDOWN

- Having to stew on its first loss of the season followed by a 14-day break in between games, San Diego State welcomes California to Snapdragon Stadium for a Saturday night showdown. Kickoff is set for 7:30 p.m. PT and will air on CBS Sports Network and San Diego Sports 760, the flagship radio station of San Diego State athletics.
- The Aztecs (1-1) led Washington State, 7-0, early in Pullman in their last game on Sept. 6, but the Cougars (now 2-1) scored 29 consecutive points, including 16 in less than a 5-minute span from late in the second quarter until the beginning of the third. WSU ultimately won the game, 36-13.
- Lucky Sutton ran for 88 yards on 15 attempts (5.9 avg.), while Jayden Denegal completed 15 of 30 passes for 133 yards and a touchdown, and also ran in another score. Jacob Bostick caught his second touchdown pass in as many games, while Tano Letuli had a game-high 11 tackles to pace the SDSU defense.
- The Golden Bears are off to a 3-0 start, outscoring the opposition, 96-32. Included in the three victories is a 34-15 win at Oregon State on Aug. 30 and a 27-14 victory over Minnesota on Saturday night.
- Cal is the fifth team from the former Pac-12 Conference (before 2024) that SDSU will play over its last 14 games dating back to last season. San Diego State lost to Oregon State (21-0 on Sept. 7), at California (31-10 on Sept. 14) and vs. Washington State (29-26 on Oct. 26) last season, and at Washington State (36-13) on Sept. 6 this year.
- On July 1, 2026, the Aztecs officially become a member of the new Pac-12 along with league stalwarts Oregon State and Washington State, as well as Boise State, Colorado State, Gonzaga (for men's basketball only), Fresno State, Texas State and Utah State.
- SDSU is 62-34 (.646) in league play since the current 12-team Mountain West conference began play in 2013 (includes championship and bowl games), which ranks as the second-best mark in the league behind Boise State (82-18, .800). Utah State (third, .594), Fresno State (fourth, .582) and Colorado State (sixth, .500) each will join San Diego State and Boise State in the new Pac-12 next season.
- Sutton leads the Mountain West with 94.0 rushing yards per game, which also ranks 25th in FBS play. He ran for 100 yards with two touchdowns in a 42-0 Aztec win over Stony Brook on Aug. 30 and then had 88 last game at Washington State on 15 carries (5.9 avg.).
- Denegal is 28 of 55 for 340 yards and two touchdowns on the season without throwing an interception, while adding a rushing touchdown.
- Jordan Napier has a team-high 10 catches for 87 yards, while Bostick has six catches for 101 yards with a pair of touchdowns.
- Letuli leads SDSU with 20 tackles, while Owen Chambliss has 16 tackles and Chris Johnson 10 with three pass breakups and a forced fumble.
- Gabe Plascencia, who did not attempt a field goal at Washington State, has made 14 straight dating back to last year, which is tied for the fifth-longest active streak in the country and the second longest by an Aztec since at least the 1996 season (John Baron II, 15 from Nov. 12, 2016-Sept. 16, 2017).
- **Amazingly, San Diego State has played in three consecutive turnover-free games dating back to last season (zero turnovers for either team in the game). It has matched the longest streak in FBS play since at least the 1996 season (Rutgers from Oct. 4-18, 2008).**
- The Aztecs are one of only 18 teams who have only played two games this season.
- During the Cal game on Saturday night, SDSU will honor the 2015 Mountain West Championship team. After starting 1-3 in non-

COMBINED FB & MBB WINNING PCT. / SINCE 2010

Below is a list of the highest combined football and men's basketball winning pct. (through Sept. 13).

Rk.	School	Pct.
1.	Ohio State	.721
2.	Oregon	.7174
3.	San Diego State	.7171
4.	Duke	.713
5.	Alabama	.696
6.	Michigan State	.688
7.	Wisconsin	.687
8.	Arizona	.683
9.	Kentucky	.681
10.	Boise State	.677

TREY WHITE'S NCAA FBS RANKINGS / 2024

Stat	No.	Rk.
Sacks Per Game	1.04	4th
Total Sacks	12.5	T-5th
Total Sack Yards	68	T-13th
Tackles For Loss Per Game	1.54	4th
Total Tackles For Loss	18.5	T-7th
Total TFL Yards	102	7th

* White tied for third in SDSU single-season history last year with 12.5 sacks

MOST CONSECUTIVE FIELD GOALS MADE / ACTIVE / FBS

Rk.	Name, Current School	FGM
1.	Will Ferrin, Brigham Young	22
2.	Jai Patel, Rutgers	18
3.	Brock Taylor, Vanderbilt	16
4.	Gabe Panikowski, Idaho State	15
5.	Gabe Plascencia, SDSU	14
	Stephen Rusnak, Cincinnati	14
	Laith Marjan, Kansas	14
	Victor Barbosa, Alabama A&M	14

* Plascencia set a San Diego State single-season record in 2024 in field goal percentage (92.9), making 13 of his 14 attempts



SAN DIEGO STATE MEDIA AVAILABILITY: CALIFORNIA

14 SUN	15 MON	16 TUE	17 WED	18 THU	19 FRI	20 SAT
No practice No media availability.	SDSU Media Luncheon 11:45 a.m. - Food arrives Noon - Coach Lewis 12:20 p.m. - Selected players Closed practice <i>Game Notes</i> <i>News Conference Video</i> <i>News Conference Quotes</i>	FINAL MEDIA DAY FOR STUDENT-ATHLETES 8:40-9:10 a.m. - Open Practice Open to media who cover SDSU on a regular basis (must contact athletic communications office). 11 a.m. - Post-practice availability - requests only (up to a max of two) due by 9 a.m.: - Selected players not at Monday's press conference - Assistant coaches	FINAL MEDIA DAY FOR COACHES 8:40-9:10 a.m. - Open Practice Open to media who cover SDSU on a regular basis (must contact athletic communications office). 11 a.m. - Post-practice availability - requests only (up to a max of two) due by 9 a.m.: - Head Coach Sean Lewis (briefly) - Assistant coaches <i>Broadcast Flip Card</i>	Closed Practice No media availability.	Closed Practice No media availability. 6 p.m. - The Sean Lewis Show live on San Diego Sports 760.	San Diego State vs. California, 7:30 p.m. PT on CBS Sports Network and San Diego Sports 760. Postgame News Conference - San Diego State's locker room is closed. Coach Lewis and selected players will be available after a cooling off period. Contact the athletic communications office for details. <i>Live: Game</i> <i>Live: Stats</i> <i>Game Stats</i> <i>Postgame Notes</i> <i>Postgame Quotes</i> <i>News Conference Archive</i> <i>Highlights</i>

Items in red are sent out to the media distribution list and/or are available on that day at GoAztecs.com.

SDSU COMMUNICATIONS

Phone: (619) 594-5547

Fax: (619) 582-6541

Overnight Address:

Aztec Athletics Center, Suite 3014
 5302 55th Street
 San Diego, CA 92182-4309

Website: GoAztecs.com

Public Twitter: GoAztecs

Game Notes Twitter: GoAztecsStats

Jamie McConeghy* | Senior Assoc. AD/Comm. & Media Relations

Office: (619) 594-3023

Cell: (607) 435-5577

E-Mail: jmcconeg@sdsu.edu

Drew Barton* | Assistant Communication Director

Office: (619) 594-5548

E-Mail: dbarton@sdsu.edu

Richard Stern | Assistant AD - Communications

Office: (619) 594-5548

E-Mail: rstern@sdsu.edu

Ben Pearson | Assistant Communications Director

Office: (619) 594-2576

E-Mail: bpearson@sdsu.edu

Jim Solien | Assistant Media Relations Director

Office: (619) 594-2576

E-Mail: jsolien@sdsu.edu

Sam Meyers | Assistant Communications Director

Office: (619) 594-5242

E-Mail: scmeyers@sdsu.edu

Rachel Gonzales% | Media Relations Coordinator

Office: (619) 594-5547

E-Mail: regonzales@sdsu.edu

Andrew Burton | Coordinator of Multimedia Productions

Office: (619) 594-2428

E-Mail: aburton2@sdsu.edu

* primary football contacts; % credential requests

PRACTICE

All practices are closed to both the public and the media with the exception being the first 20 minutes of Tuesday and Wednesday's workouts (media only). Members of the media planning to attend Tuesday or Wednesday's practice will need to email the athletic communications office to be placed on a list to gain access to the practice fields.

Post-practice interview requests should be submitted to the San Diego State athletic communications office no later than 9 a.m. PT on the day of the potential interview. Other interview requests must be made at least 24 hours in advance.

MONDAY NEWS CONFERENCE

SDSU will hold its news conference on Monday's at noon PT.

Contact the SDSU athletic communications office for more details.

A brief transcript of the weekly media luncheon will be posted on GoAztecs.com. Contact the athletic communications office for additional details.

THE SEAN LEWIS RADIO SHOW

This season, the Sean Lewis Show will air live weekly on 6-7 p.m. PT on San Diego Sports 760. The show will air on Tuesday, Aug. 26 for the opener, Friday, Sept. 5 for the Washington State game (Sept. 6), and each Thursday during game weeks for the rest of the season. The lone exception is the Nov. 8 game at Hawai'i, where the show will air on Friday, Nov. 7.

VIDEO FOOTAGE OF GAMES

Video highlights and interview footage will once again be available to the media for San Diego State road games (time permitting). For more information contact Jamie McConeghy at (619) 594-3023.

COLLEGEPRESSBOX.COM

CollegePressBox.com is the official media website for Mountain West football. Access and download weekly game notes, quotes, statistics, media guide headshots, logos and more for the conference and each of its 12 member schools throughout the season. Login information will be distributed by the conference office to accredited media or you can apply for a password by sending an email to password@collegepressbox.com.

conference play, the 2015 San Diego State team went 8-0 in conference play, outscoring the opposition, 289-90 (36.1 ppg/11.3 ppg). The Aztecs then beat Air Force, 27-24, in the MW Championship game and finished with a decisive 42-7 win over Cincinnati in the Hawai'i Bowl.

- SDSU finished 11-3 for the season, tying a record for the most wins in program history (the 2021 team broke the record with 12 victories). San Diego State became the first FBS team to open with a 1-3 record or worse and win every remaining game, including the bowl game, in 29 years. The only other team to accomplish that feat since at least 1980 was Boston College in 1986 (opened 1-3 and ended 9-3).
- Donnel Pumphrey won his second of three consecutive John Simcox Memorial Trophies for the team's MVP after rushing for 1,653 yards and 17 touchdowns on 309 carries (5.3 avg.). Chase Price added 1,008 yards and six touchdowns on 190 attempts (5.3 avg.), giving the Aztecs multiple 1,000-yard rushers in the same season for the first time in program history.
- SDSU swept the major MW awards with Pumphrey being named the offensive player of the year, cornerback Damontae Kazee (75 tackles, 5.5 TFLs, 2 FF, 8 INT) the defensive player of the year and kick returner Rashaad Penny (24 KR, 804 yds., 33.5 avg., 3 TD) the special teams player of the year. All three players then swept the awards once again in 2016.
- Saturday's game marks the 10th meeting between the San Diego State and California football programs, with Cal leading the series, 5-4.
- **The home team has won all nine games in the series.**
- The last time the Golden Bears visited America's Finest City on Sept. 10, 2016, the Aztecs came out on top in a wild game by a 45-40 score. Donnel Pumphrey ran for a career-high 281 yards and three touchdowns en route to breaking Marshall Faulk's career rushing record at SDSU. Pumphrey would finish his career as the all-time leader in rushing yards in FBS history.
- Rashaad Penny added two touchdowns - a 25-yard catch from Christian Chapman and a 100-yard kick return - as San Diego State overcame a 522-yard passing effort by Cal's David Webb.
- In last year's meeting in Berkeley on Sept. 14, the Aztecs trailed the Bears, 7-3, at the half, but California scored in its four possessions of the second half in a 31-10 win. The two teams combined for 27 penalties for 237 yards, including 15 penalties for 120 yards for the Aztecs. SDSU's 13 penalties in the first half were tied for the most in any half for an FBS team in the previous 10 seasons.
- Following Saturday's clash with California, San Diego State travels to Northern Illinois on Saturday, Sept. 28. A time has not been set yet for the NIU game as of Sunday, Sept. 14.

2025 SEASON SET-UP

- San Diego State head coach Lewis began his head coaching career at Kent State in 2018, as the Golden Flashes went 2-10 in his first season at the helm. The following year, Lewis led Kent State to a 7-6 record, including a 6-2 mark in Mid-American Conference play and a berth in the MAC Championship game. The Golden Flashes then went on to win the Frisco Bowl over Utah State, 51-41, the program's first bowl win in program history.
- In the COVID-shortened 2020 season, Kent State led the country in scoring (49.8) and total offense (606.5), ranked second in pass efficiency rating (191.2) and third down conversion percentage (56.1), third in rushing (283.0) and fourth down conversion percentage (87.5), and 10th in passing (323.5).
- In 2021, Kent State set program records in plays (1,052), yards (6,907), first downs (364), rushing yards (3,482) and passing yards (3,425). Additionally, the Golden Flashes ranked third in the country that year in rushing (248.6) and first downs (364), fourth in total offense (495.2) and 30th in scoring (33.0).
- Lewis departed Kent State to be the offensive coordinator at Colorado in 2023. Over the last two-plus seasons without Lewis at the

BEST FBS RECORD SINCE 2015

Below is a list of the highest winning percentages in the nation for FBS schools since the beginning of the 2015 season. (note: minimum 100 games played as an FBS school; through Sept. 13).













Rk.	Team	W	L	Pct.
1.	Alabama	126	17	.881
	Ohio State	118	16	.881
3.	Georgia	118	22	.843
4.	Clemson	120	23	.839
5.	Oklahoma	103	31	.769
6.	Michigan	99	31	.762
7.	Notre Dame	101	32	.759
8.	Boise State	95	35	.731
9.	Penn State	97	36	.729
10.	Appalachian State	95	37	.720
11.	LSU	94	37	.718
12.	Oregon	93	37	.715
13.	Memphis	92	40	.697
14.	Iowa	91	40	.695
15.	Washington	87	39	.690
16.	Wisconsin	86	43	.667
17.	Utah	85	43	.664
18.	Toledo	84	43	.661
19.	Oklahoma State	86	45	.656
20.	Brigham Young	83	47	.638
21.	USC	80	47	.630
22.	Air Force	77	46	.626
23.	San Diego State	80	48	.625
	Texas A&M	80	48	.625
25.	Ohio	78	47	.624

CALIFORNIA FBS RECORDS SINCE 2015

Below is a look at the best records in the state of California since the beginning of the 2015 campaign (through Sept. 14). BG - indicates number of bowl games the team has participated in since 2015. AP Rk. - indicates current team ranking in the Associated Press poll.

Rk.	Team	W	L	Pct.	BG	AP Rk.
1.	USC	80	47	.630	7	25
2.	San Diego State	80	48	.625	7	-
3.	Fresno State	71	56	.559	6	-
4.	Stanford	61	62	.496	4	-
5.	California	58	62	.483	4	-
6.	UCLA	58	64	.480	5	-
7.	San José State	51	71	.418	5	-

2025 SCHEDULE / RESULTS

Date	Opponent	Site	TV/Stream	Time/Result	Series	Notes
Aug. 28	 Stony Brook Seawolves	San Diego, Calif. Snapdragon Stadium	KUSI/MWN	W, 42-0	SDSU, 1-0	First SDSU shutout since Aug. 31, 2019; Aztecs outgain Stony Brook, 464-95
Sept. 6	 Washington State Cougars	Pullman, Wash. Martin Stadium	The CW	L, 13-36	WSU, 3-1	WSU scores 29 straight after 7-0 deficit, inc. 16 in a 5:11 span late in 2nd Q & early in 3rd
Sept. 20	 California Bears	San Diego, Calif. Snapdragon Stadium	CBS Sports Network	7:30 p.m. PT	CAL, 5-4	SDSU outscored 24-7 in 2H in 31-10 loss in '24; SDSU will honor 2015 MW Championship team
Sept. 27	 at Northern Illinois Huskies	Dekalb, Ill. Huskie Stadium	TBA	TBA	SDSU, 6-0	Teams last met in 2017 at SDSU (W, 34-28); SDSU 16-2-1 all-time vs. current MAC teams
Oct. 3	 Colorado State Rams	San Diego, Calif. Snapdragon Stadium	CBS Sports Network	7:30 p.m. PT	SDSU, 22-15	SDSU edged, 22-19, in last meeting at CSU in '23; Aztecs have won seven of last nine meetings
Oct. 11	 at Nevada Wolf Pack	Reno, Nev. Mackay Stadium	CBS Sports Network	7:30 p.m. PT	SDSU, 9-7	SDSU beat NV, 23-7, last time in Reno ('22); No TDs in last meeting in 2023 (NV 6, SDSU 0)
Oct. 25	 at Fresno State Bulldogs	Fresno, Calif. Valley Children's Stadium	FOX, FS1 or FS2	TBA	SDSU, 31-27-4	SDSU-FS not on schedule last yr for 1st time since '10; Winner claims The Old Oil Can trophy
Nov. 1	 Wyoming Cowboys	San Diego, Calif. Snapdragon Stadium	CBS Sports Network	4 p.m. PT	SDSU, 20-19	Just second meeting w/ Wyoming since 2019; Wyoming's first trip to Snapdragon Stadium
Nov. 8	 at Hawai'i Rainbow Warriors	Honolulu, Hawaii Clarence T.C. Ching Athletics Complex	Spectrum Sports/MWN	6 p.m. HT	SDSU, 26-11-2	SDSU now 11-2 vs. UH since it joined the MW; Aztecs have won 5 of last 6 at Hawaii
Nov. 15	 (25/25) Boise State Broncos	San Diego, Calif. Snapdragon	CBS Sports Network	7:30 p.m. PT	BS, 6-4	Aztecs trailed, 28-0, last year in 56-24 loss; BS's 3-game winning streak is longest in series
Nov. 22	 San Jose State Spartans	San Diego, Calif. Snapdragon Stadium	FOX, FS1 or FS2	TBA	SDSU, 24-21-2	SDSU has won 9 of last 11 games in the series; SDSU's last loss to SJSU in San Diego is 2012
Nov. 28	 at New Mexico Lobos	Albuquerque, N.M. University Stadium	CBS Sports Network	1:30 p.m. MT	SDSU, 29-16	SDSU fell to UNM last yr. for 1st time since '09; SDSU's last regular-season game in MW history

CALIFORNIA (3-0, 0-0 ACC)

Aug. 30	at Oregon State	W, 34-15
Sept. 6	Texas Southern	W, 35-3
Sept. 13	Minnesota	W, 27-14
Sept. 20	at San Diego State	7:30 p.m. PT
Sept. 27	at Boston College*	TBA
Oct. 4	Duke*	TBA
Oct. 17	North Carolina*	7:30 p.m. PT
Oct. 24	at Virginia Tech*	7:30 p.m. ET
Nov. 1	Virginia*	TBA
Nov. 8	at Louisville*	TBA
Nov. 22	at Stanford*	TBA
Nov. 30	SMU*	TBA

TEAM COMPARISON (2025)

(National rankings (out of 134 in parentheses; through Sept. 13)

Category	San Diego State	California
Record	1-1	3-0
Conference	0-0	0-0

Scoring Offense	27.50 (77)	32.00 (60)
Scoring Defense	18.00 (47)	10.67 (19)

Scoring Differential [^]	-23.00 (122)	+16.00 (31)
-----------------------------------	--------------	-------------

[^] ranking and numbers only include only vs. FBS schools

Rushing Offense	155.00 (79)	118.67 (110)
Passing Offense	184.50 (101)	269.00 (34)
Total Offense	339.50 (98)	387.67 (69)
Passing Efficiency	116.26 (110)	148.52 (51)

Rushing Defense	94.00 (31)	82.33 (18)
Passing Defense	151.50 (25)	197.67 (58)
Total Defense	245.50 (22)	280.00 (39)
Passing Eff. Defense	107.99 (35)	105.99 (29)

Net Punting	41.36 (52)	41.50 (50)
Punt Returns	9.30 (56)	13.67 (26)
Kickoff Returns	0.00 (130)	26.00 (28)
Punt Return Def.	7.00 (85)	2.50 (41)
Kick Return Def.	19.75 (73)	20.20 (81)

Interceptions Thrown	0 (1)	1 (29)
Fumbles Lost	0 (1)	1 (39)
Passes Intercepted	0 (86)	3 (29)
Fumbles Recovered	0 (57)	2 (24)
Turnovers Lost	0 (1)	2 (27)
Turnovers Gained	0 (118)	5 (26)
Turnover Margin	+0.00 (64)	+1.00 (28)

Sacks	1.50 (98)	1.67 (86)
Tackles for Loss	4.00 (112)	5.33 (80)
Sacks Allowed	1.50 (62)	1.33 (43)
TFL Allowed	5.00 (64)	4.33 (42)

First Downs Off.	34 (130)	57 (86)
First Downs Def.	25 (3)	51 (58)
3rd Down Conv. %	34.38 (105)	36.84 (94)
4th Down Conv. %	50.00 (70)	50.00 (70)
3D Conv. % Def.	21.21 (7)	32.50 (47)
4D Conv. % Def.	60.00 (85)	25.00 (18)

Fewest Penalties	6.50 (80)	7.00 (88)
Fewest Penalty Yds.	51.50 (64)	59.67 (90)

Red Zone Offense	100.00 (1)	100.00 (1)
Red Zone Defense	100.00 (101)	100.00 (101)

Time of Possession	31:09 (51)	29:17 (80)
--------------------	------------	------------

helm, the Golden Flashes are 2-25 with a 0-24 mark against FBS teams and an 0-17 record in MAC play. KSU snapped a 21-game losing streak on Aug. 30 with a 21-17 win over Merrimack out of the FCS.

- SDSU returns seven of its nine all-Mountain West players from a year ago, including first-team EDGE performer Trey White. White had a breakout season in 2024, totaling 60 tackles (40 solo), 18.5 tackles for loss (No. 1 in MW, No. 7 (tied) in FBS), 12.5 sacks (No. 1 in MW, No. 5 (tied) in FBS), two pass breakups and a forced fumble. White was named the MW preseason defensive player of the year in July at the media days in Las Vegas. He is the first San Diego State defensive lineman to be named the MW preseason defensive player of the year and the fourth defensive player overall, joining cornerback Leon McFadden in 2012, cornerback Darnontae Kazee in 2016 and safety Patrick McMorris in 2022.
- Plascencia was named the MW Preseason Special Teams Player of the Year after making 13 of 14 field goals a year ago for a SDSU single-season record 92.9 field goal percentage. He became SDSU's third MW preseason special teams player of the year over the last four seasons (also KR/PR Jordan Byrd in 2022 and P/K Jack Browning in 2023).
- The Aztecs also return honorable-mention performers safety Eric Butler, cornerback Chris Johnson, linebacker Tano Letuli, who joined White and Plascencia on the preseason all-MW team, wide receiver Jordan Napier and offensive lineman Ross Ulagalu-Maseuli.
- SDSU brings back all 11 starters on defense (note that returning Tevis Tuoti and departing Tupu Alualu each had six starts at defensive tackle and are counted as co-starters).
- The Aztecs have 26 players in their final season of eligibility, which is tied for the 11th most in the country.
- Additionally, SDSU returns 13 starters from a year ago, which is tied for the ninth most in the country. The only teams with more starters returning are Arizona State (16), Clemson (16), Illinois (16), Penn State (16), Alabama (14), Boise State (14), Duke (14) and Texas A&M (14).
- On offense, the Aztecs will have many new faces with just two starters returning in offensive linemen Ross Ulagalu-Maseuli and Christian Jones.
- SDSU returns only 34 rushing yards from a year ago (second fewest in the country according to a recent FBS athletic communications survey), 48 passing yards (none by a quarterback, fourth fewest in the country), 82 yards of total offense (second fewest in the country) and 36 points scored (third fewest in the country).
- In all, San Diego State welcomes 55 total newcomers (combining scholarships and walk-ons).

PROGRAM AT A GLANCE

- SDSU's 71.71 combined winning percentage in football and men's basketball since the fall of 2010 only trails Ohio State (.721) and Oregon (.7174). Rounding out the top five are Duke (.713) and Alabama (.696).
- Since the start of the 2015 campaign, San Diego State ranks in a tie for 23rd in the country with a 62.5 winning percentage (min. 100 games played as an FBS school) (80-48).
- SDSU had five double-digit victory seasons from 2015-21. Only eight schools in the nation can say that - San Diego State, Alabama, Appalachian State, Clemson, Georgia, Notre Dame, Ohio State and Oklahoma.
- San Diego State posted 13 consecutive seasons with at least a .500 record until 2022. That was tied for the sixth-longest streak nationally and was the longest streak among Pacific Time Zone teams.
- The Aztecs have played in 12 bowl games since 2010, tied for the 20th most in the country. The only teams with more bowl appearances since 2010 other than SDSU are Alabama, Clemson, Oklahoma, Georgia, Ohio State, Oregon, Wisconsin, Boise State, Notre Dame, LSU, Oklahoma State, Brigham Young, Michigan, Louisville, Texas A&M, Kansas State, Washington, Virginia Tech and Mississippi State.
- Since the start of the 2019 campaign, San Diego State is 29-20 in games decided by seven or more points.
- The Aztecs are 28-17 in their last 45 games decided by one score.
- San Diego State is 51-28 (.646) in its last 79 regular-season games against Mountain West opponents.
- SDSU's defensive rankings since 2014: tied for 3rd in the country in interceptions (162), 9th in both total defense (328.9) and scoring defense (20.5), and tied for 15th in turnovers forced (236).
- Since the start of the 2015 season, San Diego State has 14 kickoff returns for touchdowns, tied for the most in the country over that span.
- The Aztecs also have five 100-yard kickoff return touchdowns since 2015, tied for the second most in the nation over that span.

TRENDING

Searching for the formula to a San Diego State victory? Look no further.

OFFENSIVE KEYS

- San Diego State is 58-2 the last 60 times it has rushed for 200 yards. The Aztecs surpassed 200 yards in the opener vs. Stony Brook.
- The Aztecs are 89-28 since 2011 when committing one turnover or less, something SDSU has done in 53 of its last 74 games.
- SDSU has an advantage in time of possession in 42 of the last 75 games. Since 2011, the Aztecs are 37-9 when possessing the football for at least 35 minutes.

DEFENSIVE KEYS

- The Aztecs are 73-5 since 2011 when holding the opposition to 17 points or less. SDSU has held 30 of its last 69 opponents to 17 points or less.
- San Diego State has won 25 of its last 30 games when forcing at least two turnovers (SDSU's 17-game winning streak came to an end on Sept. 3, 2022 vs. Arizona) and 34 straight games when forcing at least three turnovers (1-0 last season).
- San Diego State is 77-6 in its Division I history when owning at least a plus-3 turnover advantage, something it did in the 2024 opener on Aug. 31 vs. Texas A&M-Commerce.
- The Aztecs are 35-11 since 2011 when allowing less than 150 passing yards.
- San Diego State is 63-10 the last 73 times it has held the opposition to a 33.3 percent or less mark on third down.

- Since 2009, San Diego State's record broken down by opponent passing efficiency: less than 110: 71-11; between 110-150: 46-33; greater than 150: 8-36.
- Since the start of the 2015 campaign, SDSU is 49-5 when holding its opponent to a passing efficiency rating of below 110.

SPECIAL TEAMS / OVERALL TRENDS

- San Diego State is 20-4 since 2020 when winning the turnover battle and 53-6 since 2020. The Aztecs have won 22 of their last 26 games (22-4) when winning the turnover battle.
- San Diego State is 37-13 the last 50 times it has an advantage in field position.
- Since the start of the 2015 season, San Diego State has 14 kickoff returns for touchdowns, tied with Kansas State for the most in FBS play over that time. To put that stat into perspective, seven other teams have played at least 100 games over that span and do not have a single kick return touchdown.
- Since the start of the 2020 season, San Diego State has 18 non-offensive touchdowns, tied with Middle Tennessee, SMU, South Carolina and Tulane for the 10th most in the country over that span, trailing only Notre Dame (26), Pittsburgh (24), Ohio State (22), Iowa (21), Utah (21), Houston (20), Kentucky (20), Alabama (19) and TCU (19).
- The Aztecs have 14 non-offensive touchdowns since the start of the 2021 season. Only 17 schools have more non-offensive touchdowns over that span, including Notre Dame (23), Pittsburgh (22), Ohio State (19), Iowa (18), South Carolina (18), Utah (18), Kentucky (17), SMU (17), Arkansas State (16), Houston (16), Louisville (16) and Middle Tennessee (16), Brigham Young (15), Penn State (15), Southern Miss (15), Texas A&M (15) and Tulane (15). Over that span, SDSU has five interception returns for touchdowns, four blocked punt returns for touchdowns, two kickoff returns for a touchdown, two fumble recoveries for a touchdown and one punt return for a touchdown.
- SDSU has won 39 of its last 44 games leading after three quarters (30-game winning streak was snapped at Fresno State on Oct. 29, 2022).

HOMETOWN HERO



San Diego State sophomore Trey White made the most of his move from linebacker to the new EDGE position in SDSU's 4-2-5 defense. White, who prepped at nearby Eastlake High School in Chula Vista, was named a captain by his teammates in 2024, along with Tano Letuli the first Aztec underclassmen to be named captains since current Minnesota Vikings head coach Kevin O'Connell (O'Connell was a four-time team captain from 2004-07).

White has racked up a multitude of preseason awards, including the MW preseason defensive player of the year, and watch lists for the Chuck Bednarik Award (most outstanding defensive player), the


White

Bronko Nagurski Trophy (national defensive player of the year) and the Senior Bowl Top 300, after earning first-team all-MW accolades in 2024. White was the first San Diego State defensive lineman to be named the MW preseason defensive player of the year and the fourth defensive player overall, joining cornerback Leon McFadden in 2012, cornerback Darnell Kazeem in 2016 and safety Patrick McMorris in 2022.

In two games this season, White has totaled nine tackles, 1.5 tackles for loss, three quarterback hurries and one pass breakup.

Below are some notes on White's 2024 season.

- White totaled 60 tackles (40 solo), including 18.5 tackles for a loss of 102 yards and 12.5 sacks for 68 yards, while adding a forced fumble and two pass breakups.
- White ranked fourth in FBS last year in sacks per game (1.04) and tackles for loss per game (1.54), tied for fifth in sacks (12.5), seventh in total tackles for loss (18.5) and tackles for loss yards (102), and tied for 13th in sack yards (68). White led the Mountain West in all of those categories.
- White ranked in a tie for third in SDSU single-season history with 12.5 sacks with Andy Coviello (1991), only trailing Mike Douglass (21.0 in 1976) and Brett Faryniarz (13.0 in 1987).
- White's 18.5 tackles for loss, meanwhile, were the 13th most in SDSU single-season history.
- According to Pro Football Focus, White ranked in a tie for 39th in the country (third in MW) in quarterback pressures (39).
- White logged three sacks and four tackles for loss at Central Michigan on Sept. 28, 2024. He was the first Aztec with four TFLs in a game since Jay Henderson had four vs. Northern Illinois on Sept. 30, 2017.
- White followed with another three sacks and four tackles for loss once again vs. Hawai'i on Oct. 5 en route to being named the Mountain West Defensive Player of the Week on Oct. 7 for the first time of his career. According to Pro Football Focus, White's eight quarterback pressures were tied for the second most in the country that week, while his five quarterback hurries were tied for seventh.
- White came up with two sacks and three tackles for loss the following week at Wyoming on Oct. 12, making it four straight games with multiple sacks.



Denegal

IN DENEGAL WE TRUST

San Diego State football head coach Sean Lewis named Jayden Denegal the team's starting quarterback following practice on Aug. 13.

Denegal spent three seasons at Michigan from 2022-24 and was the backup quarterback to J.J. McCarthy for the Wolverines' national championship season in 2023. He appeared in seven games at Michigan, completing 4 of 5 passes for 50 yards and a touchdown, while also rushing four times for 10 yards. The Aug. 28 opener was his first career start and he was named a captain on Aug. 23 by his teammates.

SDSU IN THE RANKINGS (2025)

Category	Pct./No.	NCAA	MW
Rushing Offense	94.00	79	9
Passing Offense	184.50	101	8
Total Offense	339.50	98	9
Scoring Offense	27.50	77	7
Passing Efficiency	116.26	110	9
Rushing Defense	94.00	31	1
Passing Defense	151.50	25	1
Total Defense	245.50	22	1
Scoring Defense	18.00	47	2
Passing Efficiency Defense	107.99	35	3
Net Punting	41.36	52	8
Kickoff Returns	0.00	130	11
Punt Returns	9.30	56	6
Kickoff Return Yardage Def.	19.75	73	6
Punt Return Yardage Def.	7.00	85	9
Interceptions Thrown	0	1	1
Fumbles Lost	0	1	1
Passes Intercepted	0	85	12
Fumbles Recovered	0	57	9
Turnovers Lost	0	1	1
Turnovers Gained	0	118	12
Turnover Margin	+0.00	64	3
Sacks	1.50	98	8
Tackles for Loss	4.00	112	9
Sacks Allowed	1.50	62	3
Tackles for Loss Allowed	5.00	64	5
First Downs	34	130	12
Opponent First Downs	25	3	1
3rd Down Conversion Pct.	34.38	105	10
4th Down Conversion Pct.	50.00	70	8
3rd Down Defense	21.21	7	2
4th Down Defense	60.00	85	7
Fewest Penalties	6.50	80	6
Fewest Yards Penalized	51.50	64	6
Red Zone Offense	100.00	1	1
Red Zone Defense	100.00	101	8
Time of Possession	31:09	51	5
Field Goal Percentage	100.00	1	1
PAT Percentage	100.00	1	1
Winning Percentage	50.00	84	7

Red indicates top 25 in FBS or Mountain West leader

MOST STARTS / CONSECUTIVE STARTS

Most Starts	Starts
Bryce Phillips, CB	36
Bayo Kannike, OL	32
Ross Ulugalu-Maseuli, OL	30
Hunter Green, P	24
Dalesean Staley, S	23

Consecutive Starts	Streak
Bryce Phillips, CB	36
Trey White, EDGE	15
Chris Johnson, CB	14
Christian Jones, OL	14
Ross Ulugalu-Maseuli, OL	14

SDSU INDIVIDUAL RANKINGS (2025)

(Current players only; Top 75 NCAA; Top 10 MW)

Player	Category	Pct./No.	NCAA Rk.	MW Rk.
Jacob Bostick	Receiving TDs	2	T-52	T-3
	Yds. per Rec.	16.83	--	6
	Points PG	6.00	--	T-10
Owen Chambliss	Tackles PG	8.00	T-51	9
	Sack Yds.	11	--	T-9
Jayden Denegal	Yds. per Comp.	12.14	55	4
	Pass Att. PG	27.50	64	5
	Yds. per Att.	6.19	--	6
	Pts. Resp. PG	9.00	--	T-6
	Pass Eff. Rat.	114.84	--	8
	Passing YPG	170.00	--	8
	Passing Yds.	340	--	10
	Comp. PG	14.00	--	10
	Comp. Pct.	50.91	--	10
	Total Off. Pg	164.00	--	T-10
Hunter Green	KO Avg.	65.67	2	1
	Punt Avg.	46.91	9	2
	Punt YPG	258.00	11	3
	Punts PG	5.50	T-14	3
	Net Punt Avg.	41.36	T-35	7
	Punts I20	4	T-39	T-4
	Total Punts	11	T-55	4
	KO TB Pct.	66.67	T-55	T-4
	Total KO TBs	4	--	T-10
Chris Johnson	FF PG	0.50	T-12	T-1
	Total FF	1	T-12	T-1
	Passes Def. PG	1.50	T-16	T-2
	Total PBU's	3	T-26	T-2
Tano Letuli	Tackles PG	10.00	T-15	T-5
	Asst. Tackles	14	T-38	T-5
Jordan Napier	Total PR PG	4.00	1	1
	Total PR	8	T-5	1
	Total PR YPG	38.50	13	1
	Total PR Yds.	77	26	1
	PR Avg.	9.63	40	3
	Receptions PG	5.00	T-54	T-5
	KR + PR Yds.	77	--	T-6
	AP YPP	8.70	--	10
Gabe Plascencia	FG Pct.	100.00	T-1	T-1
	PAT Pct.	100.00	T-1	T-1
	KO Avg.	64.33	T-34	4
	FGM PG	1.00	T-53	T-4
	KO TB Pct.	66.67	T-55	T-4
	Total FGM	2	--	T-5
	FGA PG	1.00	--	6
	Total FGA	2	--	T-7
	Total KO TBs	4	--	T-10
August Salvati	Sacks PG	0.75	T-45	T-6
	Total Sacks	1.50	--	T-9
	Sack Yds.	11	--	T-9
Dalesean Staley	Passes Def. PG	1.50	T-16	T-2
	Total PBU's	3	T-26	T-2
Lucky Sutton	Rush Att. PG	19.00	T-10	1
	Rushing YPG	94.00	25	1
	Total Rush Att.	38	T-61	6
	Rush YPC	4.95	72	8
	AP Plays	39	--	8
	Rushing Yds.	188	--	9
	Points PG	6.00	--	T-10

Red indicates top 25 in FBS or Mountain West leader

Denegal was a three-year starter at Apple Valley High School, totaling more than 4,600 passing yards and 69 touchdowns in his career. As a senior in 2021, he completed 121 of 145 passes for 1,545 yards and 24 touchdowns, while running for 281 yards and eight scores en route to being named the Mojave River League Offensive Player of the Year.

Denegal becomes the fourth straight quarterback to start at San Diego State having never started at another institution. The others were Jalen Mayden, who went 9-11 from 2022-23, Danny O'Neil (3-8 in 2024) and Javance Tupou'ata-Johnson (0-1 in 2024). The previous three quarterbacks went a combined 12-20 for a .375 winning percentage.

In the opener against Stony Brook on Aug. 28, Denegal was 13-for-25 for 207 yards and a touchdown without throwing an interception, while owning a 134.8 passing efficiency rating. Quarterbacks are now 25-24-1 in their first game as a starter at SDSU in its Division I history (since 1969), but 8-3 since 2015.

■ Denegal ranks fourth in the Mountain West in yards per completion (12.14, 55th in FBS), fifth in pass attempts per game (27.50, 64th in FBS), sixth in yards per attempt (6.19), tied for sixth in points responsible for per game (9.00), eighth in pass efficiency rating (114.84) and passing yards per game (170.00), 10th in passing yards (340), completions per game (14.00) and completion percentage (50.91), and tied for 10th in total offense per game (164.00).

■ If you take away the three times Denegal has been sacked this season (for 35 yards), he has rushed 11 times for 47 yards (4.3 avg.) with a touchdown.

■ Denegal's one rushing touchdown is tied for third most among quarterbacks in the Mountain West (T-53rd in FBS).

KICKING HIS WAY INTO THE RECORD BOOKS



Plascencia

Senior kicker Gabriel Plascencia made the most of his first full season on The Mesa last season and is off to a great start this year. Plascencia, who played in four games in 2023, mainly as the kickoff specialist, before saving his redshirt campaign, was 13-for-14 (.929) on the year in field goal attempts. He's also been the main kickoff specialist as well.

Below are some notes on Plascencia, who earned a scholarship after the 2024 spring season.

■ Gabe Plascencia was 13-for-14 last season in field goal attempts. The 92.9 field goal percentage was a school record.

■ Plascencia is 19-for-20 for his career. The 95.0 percentage would be a school record if he had enough attempts (25) to qualify.

■ Plascencia has made 14 consecutive field goals, which is tied for the fifth-longest active streak in the country and the second longest by an Aztec since at least the 1996 season (John Baron II, 15 from Nov. 12, 2016-Sept. 16, 2017).

■ Plascencia has eight career games with multiple field goals, including one this year.

■ Plascencia was named the 2025 Mountain West Preseason Special Teams Player of the Year. He's SDSU's third MW preseason special teams player of the year over the last four seasons (also KR/PR Jordan Byrd in 2022 and P/K Jack Browning in 2023).

■ This season, Plascencia ranks in a tie for the FBS lead in field goal percentage (100.00) and PAT percentage (100.00), and tied for 34th in kickoff average (64.33, 4th in MW), tied for 53rd in made field goals per game (1.00, T-4th in MW) and tied for 55th in kickoff touchback percentage (66.67, T-4th in MW). Plascencia is also tied for fifth in the MW in made field goals (2), sixth in field goals attempted per game (1.00), tied for seventh in field goal attempts (2) and tied for 10th in kickoff touchbacks (4).

■ Last year, Plascencia led the Mountain West in field goal percentage (92.86, T-9th in FBS), and was third in made field goals per game (1.18, T-50th in FBS), tied for fourth in made field goals (13, T-73rd in FBS), tied for sixth in field goals attempted per game (1.27), tied for seventh in kickoff touchbacks (23), eighth in kickoff touchback percentage (46.00), total kickoffs (8), kickoff yards (2,980) and kickoff average (59.60), and 10th in field goal attempts (14).

CONTINUING THE AZTEC PUNTING LEGACY



Green

Aztec junior punter Hunter Green has continued the excellence of the punting position at San Diego State. Green, in his first season at SDSU after spending the previous three years at Northern Colorado at the FCS level, replaced first-team all-Mountain West punter Tyler Pastula. Before Pastula, Jack Browning was a two-time all-conference selection and the 2022 MW Special Teams Player of the Year and Matt Araiza was the 2021 Ray Guy Award winner for the top punter in the country and was the MW Special Teams Player of the Year.

Green was added to the Ray Guy Award Watch List for the top punter in the country on Sept. 3.

So far this season, Green has punted 11 times for 516 yards and a 46.9 average with four 50-yarders and a long of 67 yards, and three inside the 20-yard line. He's also kicked off six times for 394 yards (65.7 avg.) with four touchbacks.

■ Last year, Green ranked fifth in FCS last year in punt average (46.3). The 46.3 average would've ranked fifth in FBS last year and eclipsed the all-MW first-team punter Tyler Pastula of San Diego State (46.1).

■ The 46.3 average would've ranked third in SDSU single-season history.

:: HIGHEST FIELD GOAL PERCENTAGE / SDSU SINGLE-SEASON HISTORY (MIN. 10 ATT.)

Rk.	Name, Year	Pct.
1.	Gabe Plascencia, 2024	.929
2.	John Baron III, 2016	.913
3.	Chris O'Brien, 1985	.895
4.	Garrett Palmer, 2005	.882
5.	Garrett Palmer, 2007	.867

:: MOST CONSECUTIVE FIELD GOALS MADE / ACTIVE / FBS

Rk.	Name, Current School	FGM
1.	Will Ferrin, Brigham Young	22
2.	Jai Patel, Rutgers	18
3.	Brock Taylor, Vanderbilt	16
4.	Gabe Panikowski, Idaho State	15
5.	Gabe Plascencia, SDSU	14
	Stephen Rusnak, Cincinnati	14
	Laith Marjan, Kansas	14
	Victor Barbosa, Alabama A&M	14

:: MOST PUNTS OF AT LEAST 67 YARDS / 2025 / FBS

Rk.	Name, School	67+yd. P
1.	Hunter Green, SDSU	2
2.	Trent Carrizosa, San Jose State	1
	Joseph Castle, Akron	1
	Alec Clark, Tulane	1
	Angus Davies, Tulsa	1
	Declan Duley, Central Mich.	1
	Billy Gowers, Hawai'i	1
	Damon Greaves, Colorado	1
	Cole Maynard, Western Ky.	1
	Jack McCallister, Purdue	1
	Gabe Nwosu, Penn State	1
	Adam Saul, Ball State	1

- Including FCS play, Green is averaging 45.1 yards per punt for his career, which is ranked fourth among all active FBS and FCS punters.
- This year, Green ranks second in FBS in kickoff average (65.67, 1st in MW), ninth in punt average (46.91, 2nd in MW), 11th in punt yards per game (258.00, 3rd in MW) and tied for 14th in punts per game (5.50, 3rd in MW). Green is also fourth in the MW in total punts (11, T-55th in FBS), tied for fourth in punts inside the 20-yard line (4, T-39th in FBS) and kickoff touchback percentage (66.67, T-55th in FBS), seventh in net punt average (41.36, T-35th in FBS) and tied for 10th in total kickoff touchbacks (4).
- Green punted four times for 209 yards and a 52.3 average in the opener with Stony Brook on Aug. 28 with a long of 67 yards. His 52.3 average was the second best for an Aztec in a season opener in their Division I history (since 1969), while the 67-yarder was the third longest.
- The 67-yard punt was the longest in Snapdragon Stadium history.

BULLET NOTES - OFFENSE

- Sean Lewis is in his second season at San Diego State. One of the most innovative minds in college football over the past decade, Lewis was named the 19th head coach in the history of the San Diego State football program on Nov. 29, 2023. Lewis, 39, brings an extensive résumé to The Mesa, serving as head coach at Kent State from 2018-22 before spending the 2023 campaign as offensive coordinator/quarterbacks coach at Colorado under head coach Deion Sanders. He has also witnessed great success as a coordinator/assistant coach in stops at Syracuse (2016-17), Bowling Green (2014-15) and Eastern Illinois (2012-13). Colorado ranked sixth in the country in passing offense (330.0) last season when Lewis was calling plays and 39th in scoring (32.1). In 2021, Kent State set program records in plays (1,052), yards (6,907), first downs (364), rushing yards (3,482) and passing yards (3,425). In 2020, Kent State ranked first in scoring (49.8) and total offense (606.5), second in pass efficiency rating (191.2) and third down conversion percentage (56.1), third in rushing (283.0) and fourth down conversion percentage (87.5), and 10th in passing (323.5).
- Three other assistant coaches on the Aztec offensive staff have previous offensive coordinator experience, including offensive coordinator/quarterbacks coach Matt Johnson (2023 offensive coordinator at Kent State), run game coordinator Mike Schmidt (2023 run game coordinator at Mississippi State, 2022 run game coordinator at Syracuse) and pass game coordinator Laneer Sampson (2023 co-offensive coordinator/2022 pass game coordinator at Austin Peay). Additionally, senior offensive analyst Ryan Lindley was SDSU's offensive coordinator in 2023.
- San Diego State returns two offensive starters from last year, including C Ross Ulugalu-Maseuli and T Christian Jones.

OFFENSIVE NUMBERS

- San Diego State is 69-22 since 2015 when scoring just 20 or more points (1-0 this year).
- The Aztecs are 52-5 the last 57 times they have scored at least 30 points (1-0 this season).
- SDSU has won 22 straight games when scoring 40 points (1-0 this year).
- San Diego State's 42-point margin of victory (42-0) vs. Stony Brook in the opener on Aug. 28 its largest in a game since beating San Jose State by 45 points (52-7) on Nov. 4, 2017 and largest in Snapdragon Stadium history.
- SDSU is 30-6 since 2011 when having at least 36 minutes of time of possession (1-0 this season).
- San Diego State won 11 straight games when not committing a turnover until falling at Central Michigan, 22-21, on Sept. 28, 2024. The Aztecs are 1-1 this season when not committing a turnover.
- Since the beginning of 2012, SDSU is 38-8 when not committing a turnover, 82-25 when committing one turnover or less and 22-37 when committing multiple turnovers in the same game.
- San Diego State has one turnover or less in 54 of its last 74 games and in 72 of its last 101 games.
- The Aztecs have won 53 of their last 59 games (53-6) when committing fewer turnovers than their opponent dating back to 2012 and 20 of their last 24 games (20-4) dating back to 2020 (0-0 this season).
- SDSU has lost 14 straight games when committing more turnovers than its opponent.
- Last season, the Aztecs scored 51 points off 12 turnovers forced, while their opponents scored 36 points off nine turnovers. This year, SDSU and its opponents have yet to commit a turnover.
- SDSU is 59-18 in its last 77 games when owning an edge in time of possession (1-0 this season).
- The Aztecs are 37-13 over the last 50 games when winning the field position battle.
- The Aztecs returned only 82 yards of total offense, the second fewest in the country according to a recent FBS athletic communications survey.
- SDSU also only returns 36 points scored, the third fewest in the country.
- San Diego State has played in three consecutive turnover-free games (Nov. 30, 2024 vs. Air Force, Aug. 28, 2025 vs. Stony Brook and Sept. 6 at Washington State) for the first time in its Division I history (since 1969). Prior to this stretch, SDSU had never played in two consecutive turnover-free games in its DI history, let alone three.
- The three straight games without a turnover is currently tied for the longest streak in FBS place since at least the 1996 season, joining a three-game stretch by Rutgers in the 2008 season (Oct. 4-18).
- SDSU beat Stony Brook, 42-0, on Aug. 28, winning without trailing for the first time since winning at New Mexico, 34-10, on Nov. 18, 2022.
- SDSU outgained Stony Brook by 369 yards, its largest margin in a game since a DI school-record 448-yard advantage vs. San Jose State on Nov. 4, 2017. It was the largest margin in Snapdragon Stadium history.
- San Diego State scored on its opening drive vs. Stony Brook for a second straight game (also a touchdown vs. Air Force in 2024 season finale). The Aztecs went scoreless on their opening drive for the first 11 games last year.
- SDSU has gone two consecutive season openers (2024 vs. Texas A&M-Commerce and 2025 vs. Stony Brook) without a turnover for the first time in its Division I history (since 1969)
- San Diego State lost only one fumble last season, which is tied for the fewest in a season in NCAA FBS history. The other schools with just one fumble lost on a season are Bowling Green in 1996, Miami (Ohio) in 1998, Northern Illinois in 2004 and Iowa State in 2017.

SDSU UNDER SEAN LEWIS

Category	SDSU			
	2025	Streak	Lewis Era	Streak
Overall Record	1-1	L1	4-10	L1
Mountain West Record	0-0	L5	2-5	L5
Home Record	1-0	W1	3-4	W1
Road Record	0-1	L4	1-6	L4
Neutral Record	0-0	L1	0-0	n/a
Overtime	0-0	L1	0-0	n/a
Gms Dec. by 3 Pts or Less	0-0	L1	2-2	L1
Gms Dec. by 8 Pts or Less	0-0	L2	2-3	L2

SCORING

Scoring - first to score	1-1	L1	4-3	L1
Leading - after 1 qtr	1-0	W1	3-1	W1
Leading - at halftime	1-0	W3	3-1	W3
Leading - after 3 qtr	1-0	W1	3-3	W1
Scoring - 20 or more points	1-0	W1	4-6	W1
Scoring - 30 or more points	1-0	W4	2-0	W2
Scoring - 40 or more points	1-0	W22	2-0	W2

OFFENSE

Total Offense - 500+ yds	0-0	W5	0-0	n/a
Total Offense - 400+ yds	1-0	W1	2-2	W1
Passing - 300+ yds	0-0	L1	0-0	n/a
Rushing - 200+ yds	1-0	W16	2-0	W2
First Downs - 20+	1-0	W1	2-5	W1
3rd Down Conv. - 50 pct.+	0-0	L4	0-2	L2
No Turnovers	1-1	L1	3-5	L1
Turnovers - 1 or fewer	1-1	L1	4-7	L1
Turnovers - 2 or fewer	1-1	L1	4-10	L1
Field Position - 30 or better	1-0	W1	3-7	W1
Field Position - 25 or better	1-1	L1	4-8	L1
Play Call - 50 pct.+ rushing	1-1	L1	4-8	L1

DEFENSE

Allowing 24 points or less	1-0	W1	4-3	W1
Allowing 17 points or less	1-0	W2	2-0	W2
Total Offense - <=300 yds.	1-0	W2	2-0	W2
Passing - <= 150 yds.	1-0	W1	2-1	W1
Rushing - <= 100 yds	1-0	W5	3-0	W3
First Downs - <= 15	1-0	W1	1-0	W1
3rd Down Conv. - <= 33 pct.	1-1	L1	2-2	L1
Turnovers - forced 2 or more	0-0	W1	2-1	W1
Turnovers - forced 3 or more	0-0	W34	1-0	W1
Field Position - <=25	1-0	W1	3-3	W1
Field Position - <=20	0-0	W4	1-0	W1
Defense Scores Points	0-0	W6	2-0	W2

COMPARISON

SDSU more rushing yards	1-0	W1	3-1	W1
SDSU more return yards	1-0	W1	4-7	W1
SDSU fewer turnovers	0-0	L1	3-2	L1
SDSU same turnovers	1-1	L1	1-4	L1
SDSU more turnovers	0-0	L14	0-4	L4
SDSU more Time of Poss.	1-0	W1	1-2	W1
SDSU more 1st D. and ToP	1-0	W1	1-1	W1
SDSU better Avg. Field Pos	1-0	W1	3-5	W1
SDSU adv. in TO and AFP	0-0	L1	2-2	L1
SDSU ST (KR/PR) Score	0-0	W6	0-0	n/a

INDIVIDUAL

Rusher - 100+ Yards	1-0	W1	3-3	W1
Multiple - 100+ Yards	0-0	W19	0-0	n/a
Passer - 300+ Yards	0-0	L1	0-0	n/a
Receiver - 100+ Yards	0-0	L2	0-2	L2
100+ Rusher, 300+ Passer	0-0	W2	0-0	n/a



Stony Brook
Aug. 28
W, 42-0



at Washington State
L, 13-36



California
Sept. 20
7:30 p.m. PT



at Northern Illinois
Sept. 27
TBA



Colorado State*
Oct. 3
7:30 p.m. PT



at Nevada*
Oct. 11
7:30 p.m. PT



at Fresno State*
Oct. 25
TBA



Wyoming*
Nov. 1
4 p.m. PT



at Hawaii*
Nov. 8
6 p.m. HT



Boise State*
Nov. 15
7:30 p.m. PT



San Jose State*
Nov. 22
TBA



at New Mexico*
Nov. 28
1:30 p.m. MT

SAN DIEGO STATE-CALIFORNIA SERIES

Series: Series tied, 4-5

Home: 4-0; **Away:** 0-5

Snapdragon Stadium: 0-0

Memorial Stadium: 0-5

Longest SDSU Win Streak: 2 (1994-95)

Longest California Win Streak: 4 (1996-2015)

Date	Location (Opp. NR)	Result	SDSU	CAL
S.18.82	A - Memorial	L	0	28
S.10.83	H - Jack Murphy	W	28	14
S.11.93	A - Memorial	L	25	45
S.10.94	H - Jack Murphy	W	22	20
S.2.95	H - Jack Murphy	W	33	9
S.14.96	A - Memorial	L	37	42

Mountain West Era

S.12.15	A - Memorial	L	7	35
S.10.16	H - Qualcomm	W	45	40
S.14.24	A - Memorial	L	10	31
S.20.25	H - Snapdragon			

SERIES HISTORY

- Saturday's game marks the 10th meeting between the San Diego State and California football programs, with Cal leading the series, 5-4.
- This is a back end of a home-and-home series between the Aztecs and Golden Bears.
- San Diego State is 31-88-4 against past members of the Pac-12 Conference.
- This is the second of two meetings for the Aztecs this season against current or past Pac-12 teams. SDSU played Washington State in its last game on Sept. 6 in Pullman, falling, 36-13.
- The new Pac-12 begins on July 1, 2026. Included in the new Pac-12 are league stalwarts Oregon State and Washington State, along with Boise State, Colorado State, Fresno State, San Diego State, Texas State and Utah State, and Gonzaga for non-football sports.
- **SERIES TIDBITS:** The home team has won all nine games in the series ... The team with fewer turnovers is 8-0-1 in the series ... The winning team has averaged 33.8 points in the eight games ... In the nine games, the teams have combined to average 799.9 total yards ... Despite only playing nine times, the Aztecs have several outstanding individual performances against the Bears ... Don Roberts caught 17 passes (tied for the second-most ever by an Aztec) for 150 yards in the 1982 game, while Will Blackwell had 11 receptions for a career-high 280 yards (sixth most in school history) and four touchdowns (tied for second most in school history in the 1996 contest) ... In all, the Aztecs have five 100-yard receiving efforts against California, including two in the 1996 game (280 by Will Blackwell and 140 by Az Hakim) ... As a junior, George Jones rushed for 147 yards in the 1995 encounter ... It is notable that the Bears held a couple other high-profile 1,000-yard rushers in check (Marshall Faulk (22-64, 1 TD) in 1993, Pittman (30-96) in 1994 and Donnel Pumphrey (21-85) in 2015 ... At least held Pumphrey in check because in the 2016 meeting, the 2016 Doak Walker Award finalist ran for a career-high 281 yards with three touchdowns en route to breaking Marshall Faulk's career rushing record in a 45-40 Aztec win. Pumphrey had touchdown rushes of 33, 57 and four yards, and broke Faulk's career mark with a 15-yard gain in the fourth quarter ... The 281 rushing yards are the fifth most in SDSU single-game history ... SDSU outgained Cal, 334-82, on the ground in that game, but the Bears threw for 522 yards compared to San Diego State's 129 ... The Aztecs have three 300-yard passing games against California, led by Billy Blanton's 438-yard effort in 1996 ... San Diego State held California to two rushing yards in the 1982 game ... The Bears' average of 0.06 yards per rush that year is the 10th-lowest single-game figure for an Aztec opponent ... In 1996, the Aztecs rallied from a 14-point deficit to tie the game, before dropping a 42-37 decision ... SDSU committed nine turnovers in the Sept. 18, 1982 meeting between the teams (a 28-0 California win) ... That is the second-most turnovers for the Aztecs in the Division I era (11 at Missouri, Sept. 8, 1979).

SAN DIEGO STATE vs. CALIFORNIA SERIES

Date	Site	Result	Rk - Rk	SD Cal	Total	Passing	Rushing	Te.	Att.	
S.18.82	A - Memorial	L	0 - 28	- - -	15 - 12	351 - 295	9 - 3	312 - 293	39 - 2	55 35,000
S.10.83	H - Jack Murphy	W	28 - 14	- - -	20 - 13	368 - 305	1 - 5	220 - 282	148 - 23	88 19,853
S.11.93	A - Memorial	L	25 - 45	- - 21	18 - 19	364 - 519	3 - 3	323 - 335	41 - 184	71 42,000
S.10.94	H - Jack Murphy	W	22 - 20	- - -	21 - 20	363 - 368	1 - 2	314 - 242	49 - 126	73 40,922
S.2.95	H - Jack Murphy	W	33 - 9	- - -	23 - 20	401 - 266	2 - 3	172 - 216	229 - 50	73 32,172
S.14.96	A - Memorial	L	37 - 42	- - -	23 - 18	486 - 488	2 - 0	477 - 278	9 - 210	72 37,000
S.12.15	A - Memorial	L	7 - 35	- - -	16 - 24	325 - 485	2 - 1	173 - 321	152 - 164	63 50,830
S.10.16	H - Qualcomm	W	45 - 40	- - -	22 - 30	463 - 604	2 - 4	129 - 522	334 - 82	71 42,473
S.14.24	A - Memorial	L	10 - 31	- - -	16 - 21	276 - 473	2 - 1	166 - 198	110 - 275	60 35,197

San Diego State number is listed first. Note: San Diego Stadium, Jack Murphy Stadium and Qualcomm Stadium are all the same stadium.

SAN DIEGO STATE VS. FORMER PAC-12 CONFERENCE

	W	L	T	PF	PA	Last Game
Arizona	6	11	0	278	335	L, 20-38 (h, '22)
Arizona State	2	10	1	159	427	W, 28-21 (h, '18)
California	4	5	0	207	264	L, 10-31 (a, '24)
Colorado	0	2	0	24	54	L, 10-20 (a, '20)
Oregon	0	4	0	91	150	L, 21-42 (a, '90)
Oregon State	2	5	0	91	152	L, 0-21 (h, '24)
Stanford	2	4	0	131	159	L, 10-31 (a, '18)
UCLA	1	22	1	274	744	L, 10-35 (h, '23)
USC	0	2	1	58	90	L, 21-24 (a, '99)
Utah	13	18	1	758	920	L, 7-35 (a, '22)
Washington	0	3	0	40	103	L, 12-21 (a, '12)
Washington State	1	3	0	98	134	L, 13-36 (a, '25)
TOTAL	31	89	4	2,209	3,532	

SAN DIEGO STATE-CALIFORNIA CONNECTIONS

- SDSU defensive line coach David Lose played at Oregon State in 2000, where he was teammates with Cal defensive backs coach Keith Heyward.
- San Diego State defensive lineman Tiumalu Afalava spent the 2023 season at California while running back Byron Cardwell Jr. was on the Golden Bears roster that season and played for Cal in 2024.
- Aztec defensive lineman Krishna Clay, punter Tashi Dorje, tight end Timothy Netane, kicker Gabriel Plascencia and long snapper Luke Williams, and Golden Bear wide receiver Jayden Dixon-Veal, quarterback Dominic Ingrassia, outside linebacker Odera Okaka and defensive back Ja'ir Smith all played football at the College of San Mateo in San Mateo, California.
- San Diego State defensive lineman Teivis Tuoti and California inside linebacker Buom Jack spent time at Colorado State.
- SDSU safety Dwayne McDougale and Cal wide receiver Mark Hamper and tight end Mason Mini competed at Idaho.
- Aztecs offensive lineman Dallas Fincher and Golden Bears offensive lineman Braden Miller both transferred from Michigan State.
- San Diego State wide receiver Jacob Bostick and California running back LJ Johnson Jr. both attended Texas A&M.
- SDSU tight end Jackson Ford and Cal kicker Chase Meyer played at Tulsa in Tulsa, Oklahoma.
- Aztecs linebacker Owen Chambliss, and Golden Bears tight end Landon Morris and defensive back Quimari Shemwell all spent time at Utah.

- San Diego State offensive lineman Michael Levi Watkins, and California defensive back Tristan Dunn and outside linebacker Jayden Wayne played football at Washington.
- Aztec wide receiver Parker Threatt and Golden Bears defensive back Nate Escalada prepped at Bellarmine College Prep in San Jose, California.
- SDSU wide receiver Ben Scolari and Cal offensive lineman Sioape Vatikani attended Bishop Manogue High in Reno, Nevada.
- Aztec kicker Gabriel Plascencia, and Golden Bears outside linebacker Michael Cooley and inside linebacker BJ Jones all played football at Bishop O'Dowd High in Oakland, California.
- San Diego State wide receiver Will Cianfrini, and California inside linebacker Luke Ferrelli and outside linebacker Jude McLellan spent time at Carlsbad High in Carlsbad, California.
- SDSU defensive lineman Sidney Dupuy, linebacker Tano Letuli and running back Lucky Sutton, and Cal offensive lineman Sam Bjerke all competed at Cathedral Catholic High in San Diego.
- Aztec running back Cincere Rhoney, and Golden Bears defensive back Tre' Harrison and offensive lineman Frederick Williams III all played football at Junipero Serra High in Los Angeles.
- SDSU punter Tashi Dorje, and Cal offensive lineman Akili Calhoun and Michael Klisiewicz went to high school at Liberty High in Brentwood, California.
- San Diego State offensive lineman Alex Bleszynski, defensive lineman Kainoa Davis, safety Josh Hunter, wide receiver Jerry McClure, offensive lineman Ross Ulugalu-Maseuli and linebacker Tanner Williams, and California offensive lineman Jojo Genova, kicker Chase Meyer and defensive back Cam Sidney all spent time at Mater Dei High in Santa Ana, California.
- SDSU safety Dwayne McDougale and Cal running back Jayden Parker attended McClymonds High in Oakland, California.
- Aztecs quarterback JP Mialovski and Golden Bears running back Anthony League prepped at Millikan High in Long Beach, California.
- San Diego State linebacker Etene Pritchard and California outside linebacker Odera Okaka both went to high school at Pittsburg High in Pittsburg, California.
- SDSU offensive lineman Ashdon Wnetrzak and Cal defensive back Jae'on Young competed at Sierra Canyon High in Chatsworth, California.
- Aztecs safety Max Garrison and edge defender Charlie Stewart, and Golden Bears defensive back Mayze Bryant played at St. Francis High in Los Angeles.
- SDSU defensive lineman Malachi Finau and Cal defensive lineman Nate Burrell attended St. John Bosco High in Los Angeles.
- Aztecs offensive lineman Kalan Ellis and Golden Bears defensive lineman Stanley Saale-McKenzie both played football at St. Louis School in Honolulu, Hawaii.
- San Diego State safety Hunter Haines and California wide receiver Mark Hamper prepped at West Linn High in West Linn, Oregon.

100-YARD RUSHING PERFORMANCES VS. CAL

Rk.	Name	H/A	Date	Score	Yards
1.	Donnel Pumphrey	H	9-10-16	W, 45-40	281
2.	George Jones	H	9-2-95	W, 33-9	147

2 100-YARD RUSHING GAMES (SDSU is 2-0 in those games)

300-YARD PASSING PERFORMANCES VS. CAL

Rk.	Name	H/A	Date	Score	Yards
1.	Billy Blanton	A	9-14-96	L, 37-42	438
2.	David Lowery	A	9-11-93	L, 25-45	323
3.	Tim Gutierrez	H	9-10-94	W, 22-20	314

3 300-YARD PASSING GAMES (SDSU is 1-2 in those games)

100-YARD RECEIVING PERFORMANCES VS. CAL

Rk.	Name	H/A	Date	Score	Yards
1.	Will Blackwell	A	9-14-96	L, 37-42	280
2.	Darnay Scott	A	9-11-93	L, 25-45	160
3.	Don Roberts	A	9-18-82	L, 0-28	150
4.	Az Hakim	A	9-14-96	L, 37-42	140
5.	Jim Sandusky	H	9-19-83	W, 22-14	102

5 100-YARD RECEIVING GAMES (SDSU is 1-3 in those games (note SDSU had two 100-yard receivers in the 1996 game))

CURRENT AZTECS VS. CALIFORNIA

Rushing	Att.	Net	Avg.	TD	Long
Byron Cardwell Jr.	2	19	9.5	0	12
Lucky Sutton	3	15	5.0	0	9
Jordan Napier	1	-5	-5.0	0	0

Passing	C-A-I	Yds.	TD	Long
n/a				

Receiving	No.	Yds.	Avg.	TD	Long
Jordan Napier	2	53	26.5	1	40
Owen Chambliss	1	10	10.0	0	10

Kickoff Returns	No.	Yds.	Avg.	TD	Long
n/a					

Punt Returns	No.	Yds.	Avg.	TD	Long
n/a					

Kicking	FGM	FGA	PAT
n/a			

Defense	TCK	Other
Trey White	5-1-6	2.5 SCK, 2.5 TFL, 1 PBU
Owen Chambliss	2-4-6	
Dwayne McDougal	4-0-4	
Dalesean Staley	3-1-4	
Tano Letuli	2-2-4	1.0 SCK, 1.0 TFL, 1 INT
Chris Johnson	2-2-4	1 PBU
Eric Butler	2-2-4	
Brady Anderson	1-2-3	0.5 TFL
Bryce Phillips	1-2-3	
Krishna Clay	0-3-3	0.5 SCK, 0.5 TFL
Deshawn McCuin	2-0-2	
Ryan Henderson	1-1-2	
Josh Hunter	1-1-2	
Jelani Whitmore	1-0-1	1 PBU
DJ Herman	1-0-1	
Teivis Tuioti	1-0-1	

LAST GAME VS. CALIFORNIA

SAN DIEGO STATE	3	0	0	7	-	10
CALIFORNIA	7	0	14	10	-	31

Sept. 14, 2024 | California Memorial Stadium | Berkeley, Calif. | 7:35 p.m. PT | Attendance: 35,197



TEAM STATISTICS

	SDSU	CAL
FIRST DOWNS	16	21
Rushing	7	11
Passing	7	8
Penalty	2	2
NET YARDS RUSHING	110	275
Rushing Attempts	35	42
Average Per Rush	3.1	6.5
Rushing Touchdowns	0	2
Yards Gained Rushing	140	307
Yards Lost Rushing	30	32
NET YARDS PASSING	166	198
Completions-Attempts-Int	14-30-2	21-29-1
Average Per Attempt	5.5	6.8
Average Per Completion	11.9	9.4
Passing Touchdowns	1	2
TOTAL OFFENSE YARDS	276	473
Total offense plays	65	71
Average Gain Per Play	4.2	6.7
Fumbles: Number-Lost	0-0	1-0
Penalties: Number-Yards	15-120	12-113
PUNTS-YARDS	6-274	3-133
Average Yards Per Punt	45.7	44.3
Net Yards Per Punt	38.0	44.7
Inside 20	2	0
50+ Yards	2	0
Touchbacks	2	0
Fair catch	2	1
KICKOFF-YARDS	3-143	6-397
Average Yards Per Kickoff	47.7	66.2
Net Yards Per Kickoff	38.0	43.7
Touchbacks	2	0
Fair Catch Yards	0	0
Punt returns: Number-Yards-TD	2-(-1)-0	1-6-0
Average Per Return	-0.5	6.0
Kickoff returns: Number-Yds-TD	1-10-0	1-4-0
Average Per Return	10.0	4.0
Interceptions: Number-Yds-TD	1-20	20-0
Fumble Returns: Number-Yds-TD	0-0	0-0
Miscellaneous Yards	0	0
Possession Time	27:15	32:45
1st Quarter	8:20	6:40
2nd Quarter	7:39	9:55
3rd Quarter	5:05	9:55
4th Quarter	6:11	8:49
Third-Down Conversions	5-16	7-15
Fourth-Down Conversions	2-4	0-3
Red-Zone Scores-Chances	1-1	4-5
Touchdowns	0	4
Field goals	1	0
Sacks By: Number-Yards	6-30	3-21
PAT Kicks	1-1	4-4
2Pts Conversions	0-0	0-0
Field Goals	1-1	1-3
Points off Turnover	0	0

GAME NOTES

Series Notes

- San Diego State fell to 4-5 all-time against California.
- The Aztecs are now 0-5 against Cal in Berkeley (and 4-0 at home).

Team Notes

- San Diego State played its fifth straight game in the state of California, its longest streak since a six-game streak from Nov. 21, 2014-Sept. 19, 2015.
- The Aztecs are now 77-40 (.658) since the start of the 2015 campaign.
- SDSU had a season-high six sacks after entering with five combined sacks over its first two games.
- The Aztecs allowed a first-quarter touchdown for just the third time in the last 12 games.
- SDSU has gone 18 straight games without allowing more than seven points in the first quarter and has allowed seven or fewer points in 26 of the last 27 first quarters.

Trends

- The Aztecs lost the coin toss for the third time this season (0-3) and for the first time when having the chance to pick heads or tails.
- SDSU did not start with the ball for just the 45th time over the last 160 games.
- San Diego State did not allow its opponent to score on its opening possession for the 18th time in 28 games since 2022, 30th time in 41 games since 2021 and 84th time since 2015 (117 games).

Penalties Doom Aztecs in 31-10 Loss at Cal

BERKELEY, Calif. -- San Diego State trailed just, 7-3, at the half, but California scored on its first four possessions of the second half in a 31-10 win Saturday night at Memorial Stadium.

Fernando Mendoza threw two touchdown passes and ran for another score for the Bears, who started the season 3-0 for the first time since 2019. Jaivian Thomas ran for 169 yards, and Kadarius Calloway had a touchdown run for Cal.

The two teams combined for 27 penalties for 237 yards, including 15 penalties for 120 yards for the Aztecs (1-2). SDSU's 13 penalties in the first half were tied for the most in any half for an FBS team in the last 10 seasons.

One of the crucial penalties on San Diego State was an illegal block in the back on Marlem Louis after Tano Letuli intercepted a pass and returned it 65 yards for the score. Instead of taking a 10-7 lead midway through the second quarter, SDSU started on its own 45-yard line and failed to score.

After the Aztecs forced the high-powered California offense into consecutive three-and-outs to start the game, redshirt freshman Javante Tupou'ata-Johnson, making his first career start having never attempted a collegiate pass in place of an injured true freshman Danny O'Neil, got SDSU deep into Bear territory. San Diego State converted a key fourth-and-6 play when Tupou'ata-Johnson found Nate Bennett for 11 yards and a targeting penalty got the Aztecs to the Cal 12. SDSU managed just one yard on its next three plays, however, setting for a 29-yard field goal by former California kicker Nick Lopez.

The Bears answered with a 7-play, 69-yard drive, ending with an 8-yard rushing touchdown by Mendoza.

In the second quarter, SDSU stopped Cal on a fourth-and-1 and started in California territory on their 44-yard line. A Tupou'ata-Johnson 14-yard pass to Ja'Shaun Poke on the first play got San Diego State to the 30-yard line, but after an incomplete pass, 5-yard false start penalty, 9-yard sack and another incomplete pass, the Aztecs were forced to punt.

Letuli got the ball back for SDSU on the interception but neither team scored the rest of the half.

The Bears broke open a tight game in the third quarter with Thomas' 57-yard run setting up Calloway's 7-yard touchdown and Mendoza's 20-yard TD pass to Corey Dyches capping a 90-yard drive.

After a 48-yard field goal by Ryan Coe - his lone make in three tries - to start the fourth quarter, San Diego State finally scored responded with a touchdown. The Aztecs converted a pair of third-and-4s on the drive, including a short Tupou'ata-Johnson pass to Jordan Napier, who caught it at the Cal 35, juke past a few defenders and raced his way into the end zone.

After a Lopez PAT cut the Bear lead to 34-10, California answered right away with a 60-yard run by Calloway on second down and a 15-yard TD pass from Mendoza to Nyziah Hunter.

Tupou'ata-Johnson was intercepted on the second play of the next drive but each team was stopped on fourth-and-shorts before Coe missed his second field goal of the game with 1:55 left.

SDSU then ran out the clock to end the game.

Tupou'ata-Johnson went 13 for 29 for 156 yards with one touchdown and two interceptions. Marquez Cooper rushed for 87 yards on 22 carries, and Jude Wolfe and Louis Brown IV led San Diego State with three catches apiece.

White led the Aztec defense with six tackles, 2.5 sacks and a pass breakup, while Owen Chambliss and Kyle Moretti also chipped in with six tackles apiece.

SDSU fell to 4-5 all-time against Cal with the home team winning all nine games in the series.

SCORING SUMMARY

Qtr	Time	Team	Scoring Play	Plays-Yds	TOP	Score
1st	5:42	SDSU	Lopez 29-yd field goal	8-29	3:40	3-0
1st	2:25	CAL	Mendoza 8-yd rush (PAT good)	7-69	3:17	3-7
3rd	9:36	CAL	Calloway 7-yd rush (PAT good)	8-85	3:55	3-14
3rd	1:30	CAL	Dyches 20-yd pass f/Mendoza (PAT good)	13-90	5:37	3-21
4th	13:33	CAL	Coe 48-yd field goal	5-(-5)	1:50	3-24
4th	11:05	SDSU	Napier 40-yd. pass f/Tupou'ata-Johnson (PAT good)	7-75	2:28	10-24
4th	9:48	CAL	Hunter 15-yd pass f/Mendoza	3-75	1:17	10-31

INDIVIDUAL STATISTICS

>>>SAN DIEGO STATE

Rushing	Att	Yds	TD	Long	Avg
Cooper	22	87	0	17	4.0
Armstead	1	15	0	15	15.0
Sutton	3	15	0	9	5.0
Tupou'ata-Johnson	8	-2	0	13	-0.2
Napier	1	-5	0	0	-5.0
Totals	35	110	0	17	3.1

Passing	C-A-I	Yds	TD	Long	Sack
Tup. Johnson	13-29-2	156	1	40	3
Pastula	1-1-0	10	0	10	0
Totals	14-30-2	166	1	40	3

Receiving	No.	Yds	TD	Long
Wolfe	3	32	0	18
Brown IV	3	24	0	10
Napier	2	53	1	40
Harrison	1	15	0	15
Poke	1	14	0	14
Bennett	1	11	0	11
Chambliss	1	10	0	10
Armstead	1	6	0	6
Cooper	1	1	0	0
Totals	14	166	1	40

>>>CALIFORNIA

Rushing	Att	Yds	TD	Long	Avg
Thomas	17	169	0	57	9.9
Calloway	8	87	1	60	9.7
Wiley	2	11	0	13	5.5
Martin	1	10	0	10	10.0
Cardwell	1	0	0	0	0.0
Mendoza	12	-2	1	10	-0.2
Totals	42	307	2	60	6.5

Passing	C-A-I	Yds	TD	Long	Sack
Mendoza	21-29-1	198	2	21	6
Totals	21-29-1	198	2	21	6

Receiving	No.	Yds	TD	Long
Hunter	4	52	1	15
Dyches	4	48	1	20
Grizzell	3	29	0	21
Endries	3	21	0	8
Brady	2	16	0	10
Matthews	2	16	0	14
King	1	7	0	7
Anderson	1	5	0	5
Thomas	1	4	0	4
Totals	21	198	2	21

- SDSU played in four consecutive games decided by three points or less from Sept. 28-Oct. 26, 2024 for the first time in its Division I history (since 1969).
- The streak of playing in games decided by three points or less was the longest streak in Mountain West history (since 1999), the longest active streak in the country and matched the longest streak since a five-game stretch for Brigham Young in 2016.
- The Aztecs started three different offensive line combinations in 12 games last year with 12 different offensive linemen logging snaps. This year, SDSU has started one different combination with 10 players logging snaps.
- The Aztecs were shut out by Oregon State, 21-0, on Sept. 7, 2024. It marked just the third time in the last 230 games that SDSU has been shut out (streak started on Nov. 25, 2006).

RUSHING OFFENSE

- **San Diego State is 58-2 the last 60 times it has rushed for at least 200 yards (1-0 this season) and is 55-1 in its last 56 regular-season games when rushing for 200-plus yards.**
- **The Aztecs have won 17 straight games when rushing for at least 200 yards.**
- San Diego State had two 100-yard rushers at New Mexico State (Jordan Byrd - 118 and Chance Bell - 116) on Sept. 14, 2019 for the 30th time in program history. The Aztecs are 29-1 in those occasions, including a 19-game win streak.
- SDSU is 33-1 in its Division I era (since 1969) when rushing for at least 300 yards in a game (0-0 this season).
- SDSU's rushing average this season by down - 1st: 4.92; 2nd: 4.0; 3rd: 3.4 and 4th: (-)1.8.
- San Diego State's rushing average this season by quarter - 1st: 4.7; 2nd: 2.5; 3rd: 4.0 and 4th: 3.2 - and by half - 1st: 3.8 and 2nd: 3.7.
- The Aztecs return only 34 rushing yards from a year ago, the second fewest in the country according to a recent FBS athletic communications survey.
- In the opener against Stony Brook on Aug. 28, San Diego State had its most rushing first downs (14) since rushing for 14 at Arizona on Sept. 11, 2021. It matched the Aztecs' most since getting 18 at Utah State on Oct. 31, 2020.
- SDSU's 54 rushing attempts were the most in a season opener in its Division I history (since 1969) (also Snapdragon Stadium), while its four rushing scores tied a best in a season opener (tied for most in Snapdragon Stadium).
- **RB Lucky Sutton** leads the Mountain West in rushing attempts per game (19.00, T-10th in FBS) and rushing yards per game (94.00, 25th in FBS), and is sixth in total rush attempts (38, T-61st in FBS), eighth in both rushing yards per carry (4.95, 72nd in FBS) and total all-purpose plays (39), ninth in rushing yards (188) and tied for 10th in points per game (6.00).
- **Sutton** rushed for his first career 100-yard game in the opener against Stony Brook on Aug. 28 with 100 yards on 23 carries (4.3 avg.). Sutton became the 85th different Aztec with a 100-yard rushing game and it was the 18th 100-yard game in an Aztec season opener. Sutton had five carries for 35 yards last season and entered the game with 200 career yards on 37 carries. He scored his first two touchdowns since scoring his only two against Hawai'i on Oct. 14, 2023.
- **Threatt** scored his first career rushing touchdown for five yards vs. Stony Brook on Aug. 28 in his first time touching a ball in a college game.
- If you take away the three times QB **Jayden Denegal** has been sacked this season (for 35 yards), he has rushed 11 times for 47 yards (4.3 avg.) with a touchdown.
- **Denegal's** one rushing touchdown is tied for third most among quarterbacks in the Mountain West (T-53rd in FBS).

PASSING OFFENSE

- **Since the start of the 2015 season, San Diego State has thrown 68 interceptions, the fourth fewest in the nation over that span behind option teams Navy's 54 (min. 100 GP), Air Force (64) and Army West Point (66). In contrast, Hawai'i has thrown 141 interceptions over that span, which is the most since 2015.**
- **Since 2015, the Aztecs own a +80 advantage in defensive interceptions (148) compared to interceptions thrown (68). That is the largest difference in the country over that span, followed by Alabama (+79), Iowa (+76), and Oregon (+63).**
- SDSU has won five of its last six games when throwing for at least 300 yards.
- **San Diego State returns only 48 passing yards from a year ago (none by a quarterback), which is the fourth fewest in the country according to a recent FBS athletic communications survey).**
- The Aztecs outpassed Stony Brook by 190 yards in the opener on Aug. 28, their largest margin since a 199-yard edge at New Mexico on Nov. 3, 2018 and their largest in a game at Snapdragon Stadium.
- **Jayden Denegal** was named SDSU's starting quarterback following practice on Aug. 13. The Michigan transfer became the fourth straight quarterback to start at San Diego State having never started at another institution. The others were Jalen Mayden, who went 9-11 from 2022-23, Danny O'Neil (3-8 in 2024) and Javance Tupou'ata-Johnson (0-1 in 2024). The previous three quarterbacks went a combined 12-20 for a .375 winning percentage.
- **Denegal** was named a captain on Aug. 23 as voted on by his teammates.
- **Denegal** ranks fourth in the Mountain West in yards per completion (12.14, 55th in FBS), fifth in pass attempts per game (27.50, 64th in FBS), sixth in yards per attempt (6.19), tied for sixth in points responsible for per game (9.00), eighth in pass efficiency rating (114.84) and passing yards per game (170.00), 10th in passing yards (340), completions per game (14.00) and completion percentage (50.91), and tied for 10th in total offense per game (164.00).
- In the opener against Stony Brook on Aug. 28, **Denegal** was 13-for-25 for 207 yards and a touchdown without throwing an interception, while owning a 134.8 passing efficiency rating. Quarterbacks are now 25-24-1 in their first game as a starter at SDSU in its Division I history (since 1969), but 8-3 since 2015.
- The two Aztec quarterbacks - **Denegal** and **Bert Emanuel Jr.** - combined to complete passes to 10 different receivers in the opener with Stony Brook.
- WR **Jacob Bostick** ranks in a tie for third in the Mountain West in receiving touchdowns (2, T-52nd in FBS), sixth in yards per reception (16.83) and tied for 10th in points per game (6.00).
- WR **Jordan Napier** ranks in a tie for fifth in the Mountain West in receptions per game (5.00, T-54th in FBS).

ACTIVE CAREER START CHART(OFF./DEF.)

Career Starts (Off/Def)	'20	'21	'22	'23	'24	'25	Total
Bryce Phillips, CB	-	-	11	11	12	2	36
Bayo Kannike, OL	RS	5	11	11	3	2	32
Ross Ulagalu-Maseuli, OL	-	RS	6	10	12	2	30
Dalesean Staley, S	-	-	RS	11	10	2	23
Seth Adams, OL/TE	7	10	0	0	3	2	22
Christian Jones, OL	-	RS	0	6	12	2	20
Mister Williams, LB	0	RS	0	3	14	0	17
Kalan Ellis, OL	-	5	9	0	-	2	16
Trey White, EDGE	-	-	RS	1	12	2	15
Chris Johnson, CB	-	-	0	0	12	2	14
Niles King, EDGE	-	RS	0	1	13	0	14
Eric Butler, S	-	-	0	0	11	2	13
Tanu Letuli, LB	-	-	-	0	10	2	12
Krishna Clay, DL	-	-	-	-	12	0	12
Cam May, OL	-	-	0	0	11	0	11
Myles Kitt-Denton, WR	RS	0	0	1	10	0	11
Dwayne McDougale, S	-	-	RS	0	8	2	10
Brady Nassar, DL	-	-	-	0	8	2	10
Deshawn McCuin, S	0	1	0	2	7	0	10
Owen Chambliss, LB	-	-	-	RS	7	2	9
Sam Benjamin, DL	-	-	0	0	4	2	6
Donovan Brown, WR	-	-	RS	4	-	2	6
Joseph Borjon, OL	-	-	0	3	1	2	6
Teivis Tuioti, DL	RS	0	0	0	6	0	6
Christian Washington, RB	-	-	2	0	4	0	6
Josh Hunter, S	-	-	RS	5	0	0	5
Bert Emmanuel Jr., QB	-	-	1	3	0	0	4
Malachi Finau, DL	-	-	RS	0	1	2	3
Jordan Napier, WR	-	-	-	RS	1	2	3
Jayden Denegal, WR	-	-	RS	0	0	2	2
Jacob Bostick, WR	-	-	RS	0	0	2	2
Lucky Sutton, RB	-	-	RS	0	0	2	2
Dallas Fincher, OL	RS	0	0	2	0	-	2
DJ Herman, LB	-	-	0	0	2	0	2
Josiah Cox, S	-	-	-	0	1	0	1
Ryan Henderson, EDGE	-	-	-	0	1	0	1
Saipale Fuimaono, OL	-	-	-	-	1	0	1
Brady Anderson, LB	-	0	RS	1	0	0	1

Kannike's first 30 starts came at Utah Tech. Phillips' first 22 starts came at Tennessee State. Adams' first 17 starts came at Cumberland at OL and last three came at Southeastern Louisiana at TE. Mister Williams' first 17 starts came at Incarnate Word. Ellis' 14 starts came at Syracuse. King's first 14 starts came at Grand Valley State. Kitt-Denton's first 11 starts came at Northwestern State. May's first 11 starts came at Howard. Staley's first 11 starts were at Northern Iowa. McDougale's first eight starts were at Idaho. Brown's first four starts were at Syracuse. Washington's first two starts came at New Mexico and last four came at Coastal Carolina. Emmanuel Jr.'s first four starts were at Central Michigan. Borjon's first three starts were at Arizona. Fincher's two starts came at Michigan State. Cox's first start came at New Mexico State. Finau's first start came at Hawai'i. McCuin redshirted the 2019 season while at TCU.

MOST GAMES / CONSECUTIVE GAMES

Most Games Played	Games
Deshawn McCuin, S	46
Mister Williams, LB	46
Bayo Kannike, OL	40
Christian Jones, OL	39
DJ Herman, LB	38
Chris Johnson, CB	38

Consecutive Games Played	Streak
Christian Jones, OL	39
Bryce Phillips, CB	36
Chris Johnson, CB	32
Niles King, EDGE	30
Trey White, EDGE	29

TOP SCORING DEFENSES SINCE 2014

Best scoring defenses since start of 2014 (min. 100 GP)

Rk.	School	Pts. Allowed Per Game
1.	Alabama	17.1
2.	Georgia	17.1
3.	Clemson	17.9
5.	Ohio State	18.0
6.	Michigan	18.1
7.	Wisconsin	18.1
8.	Penn State	18.8
9.	San Diego State	20.5
10.	Washington	21.1

TOP TOTAL DEFENSES SINCE 2014

Best total defenses since start of 2014 (min. 100 GP)

Rk.	School	Total Yds. Allowed Per Game
1.	Michigan	293.8
2.	Wisconsin	297.4
3.	Georgia	304.4
4.	Alabama	305.3
5.	Clemson	306.5
6.	Ohio State	315.3
7.	Iowa	316.2
8.	Penn State	319.9
9.	San Diego State	328.9
10.	Minnesota	333.7

MOST INTERCEPTIONS SINCE 2014

Below is a list of the most interceptions forced in the FBS since the beginning of the 2014 campaign.

Rk.	Team	INT
1.	Iowa	171
2.	Clemson	167
3.	San Diego State	162
	Alabama	162
5.	Oregon	153
6.	Brigham Young	151
7.	Western Kentucky	150
8.	Utah	148
9.	Appalachian State	147
	Wisconsin	147

MOST TURNOVERS FORCED SINCE 2014

Below is a list of the most turnovers forced in the FBS since the beginning of the 2014 campaign.

Rk.	Team	TO Forced
1.	Clemson	273
2.	Memphis	260
3.	Alabama	259
4.	Louisiana Tech	249
5.	Iowa	247
	Utah	247
7.	Western Kentucky	245
8.	Ohio State	244
	Penn State	244
10.	South Florida	242
---	---	---
15.	San Diego State	236

FEWEST INT. THROWN SINCE 2015

Fewest INT by an FBS team since 2015 (min. 100 GP).

Rk.	School	Int.
1.	Navy	54
2.	Air Force	64
3.	Army West Point	66
4.	San Diego State	68
5.	Alabama	72

- WR Mikey Welsh (44 yards), TE Ryan Wolfer (18 yards), TE Jackson Ford (18 yards) and RB Lucky Sutton (2 yards) each had their first career catch in the Stony Brook game.

BULLET NOTES - DEFENSE

- Rob Aurich is in his first season as SDSU's defensive coordinator and second season overall after coaching the EDGEs last year. Aurich has previous coordinator experience at Idaho (2022-23 defensive coordinator), South Dakota (2018-21 special teams coordinator) and Bemidji State (2015-17 defensive coordinator).
- Demetrius Sumler was promoted to the defensive pass game coordinator this past offseason. Sumler is in his eighth year of coaching the cornerbacks, having had three cornerbacks make NFL teams following their time at SDSU.
- San Diego State all 11 starters on defense (note that returning Teivis Tuioti and departing Tupu Alualu each had six starts at defensive tackle, and are counted as co-starters).

DEFENSIVE NUMBERS

- Since 2014, SDSU ranks in a tie for third in the country in interceptions (162), ninth in both total defense (328.9) and scoring defense (20.5), and T-15th in turnovers forced (236).
- San Diego State shut out Stony Brook, 42-0, in the opener on Aug. 28. It was its first shutout since beating Weber State, 6-0, on Aug. 31, 2019.
- The 42 points were the fourth-most points the Aztecs have scored in a shutout in their Division I history (since 1969).
- That was SDSU's fifth shutout in a season opener in its Division I history.
- San Diego State has held its opponent to single digits (or less) 22 times since 2015 (128 games) with four shutouts and to 10 or less points 39 times over that span.
- The Aztecs have allowed just 1,485 points over the last 274 quarters (5.42 points per quarter) (does not include overtime periods).
- SDSU has allowed just 1,559 points over the last 74 games (21.1 ppg).
- San Diego State has held its opponent scoreless on its opening possession in both games this year, nine times in 14 games since last season, 25 times in 39 games since 2022, 37 times in 52 games since 2021 and 91 times since 2015 (128 games).
- The Aztecs have not allowed a first-quarter touchdown in 12 of the last 23 games.
- SDSU has allowed seven or fewer points in 33 of the last 38 first quarters (had 18-game streak of allowing seven or fewer snapped when Central Michigan scored 10 of its 22 points in the first quarter on Sept. 28, 2024).
- SDSU has held eight of its last 36 opponents without a touchdown in the first half.
- Last year, opponents had 137 drives where they tried to score on SDSU (does not include kneeldowns) and the Aztecs have forced three-and-outs (or less) on 31 of those drives (22.6 pct.). San Diego State average 2.58 three-and-outs per game.
- This year, opponents have had 26 drives where they tried to score on SDSU (does not include kneeldowns) and the Aztecs have forced three-and-outs (or less) on 11 of those drives (42.3 pct.). SDSU is averaging 5.50 three-and-outs per game.
- The Aztecs return all 11 starters on defense (note that returning Teivis Tuioti and departing Tupu Alualu each had six starts at defensive tackle, and are counted as co-starters).
- SDSU allowed just six first downs vs. Stony Brook in the opener on Aug. 28, tied for its second-fewest allowed in its DI history (Weber State, 5 on Aug. 31, 2019).
- San Diego State held a team (Stony Brook) below 100 total yards of offense for the fourth time in its DI history (also Sept. 19, 1970 at North Texas; Oct. 17, 1970 vs. San Jose State; Oct. 3, 2015 vs. Fresno State).
- The 1.79 yards allowed per play vs. Stony Brook was the third-fewest allowed in the Aztecs' DI history and fewest in a game at Snapdragon Stadium.
- EDGE Trey White was named the Mountain West Preseason Defensive Player of the Year by the league's media. White was the first San Diego State defensive lineman to be named the MW preseason defensive player of the year and the fourth defensive player overall, joining cornerback Leon McFadden in 2012, cornerback Damontae Kazee in 2016 and safety Patrick Morris in 2022.
- White also made two preseason watch lists, including for the Chuck Bednarik Award (most outstanding defensive player) and the Bronko Nagurski Trophy (defensive player of the year).
- LB Tano Letuli joined White on the preseason all-MW team. Letuli led the Aztecs last season with 70 tackles, despite missing two games with a broken hand.
- Letuli is tied for fifth in the Mountain West in both tackles per game (10.00, T-15th in FBS) and assisted tackles (14, T-38th in FBS).
- SDSU had two defensive touchdowns in the 2024 opener against Texas A&M-Commerce on Aug. 31 (Letuli fumble recovery in the end zone and JD Coffey III 45-yard interception return) in the same game for the first time since Nov. 5, 2016 vs. Hawai'i.
- San Diego State's three defensive touchdowns last season were tied for 12th in the country, trailing only Notre Dame (6), Tulane (6), Coastal Carolina (5), Oklahoma (5), Arizona State (4), James Madison (4), Louisville (4), Ohio State (4), Penn State (4), Pittsburgh (4) and SMU (4).
- SDSU has won six straight games when scoring a defensive touchdown (2-0 last season).
- CB Chris Johnson tied for 14th in FBS last year in forced fumbles (3, T-1st in MW) and forced fumbles per game (0.25, T-1st in MW). The three forced fumbles were tied for the 13th most in SDSU single-season history.
- LB Brady Anderson, DL Krishna Clay, Letuli, S Dalesean Staley and CB Jelani Whitmore each tied for seventh in the Mountain West in fumble recoveries (1) last year.
- S Josh Hunter had 15 tackles at Colorado State on Nov. 11, 2023, the most by an Aztec since Kyahva Tezino had 15 at Fresno State on Nov. 17, 2018. Hunter entered the game with 17 tackles this season and 18 for his career.

RUSHING DEFENSE

- This season, opponents have rushed 64 times with two explosive runs (runs of at least 20 yards (3.1 pct.).
- Over the past five seasons since 2021, opponents have rushed 1,825 times with only 56 attempts longer than 20 yards (3.1 pct.).
- Opponent rush average this year vs. SDSU by down: 1st - 4.2; 2nd - 2.0; 3rd - 2.9; 4th - 1.0.

- Opponent rush average this year vs. SDSU by quarter: 1st - 4.9; 2nd - 4.8; 3rd - 2.3; 4th - 0.9 - and by half: 1st - 4.9; 2nd - 1.4.

PASSING DEFENSE

- SDSU's 162 interceptions since the 2014 season are the third most in the country over that span while its 17 interceptions returned for a touchdown rank in a tie for 13th over that span.
- SDSU allowed just one passing first down vs. Stony Brook in the opener on Aug. 28, tied for the fewest allowed against a non-option team in San Diego State's DI history (also one vs. UNLV on Oct. 8, 2016).
- **San Diego State led the country in interception return average (30.4, min. 3 INT) last year, a tie for 16th in interceptions returned for a touchdown (2) and 27th in interception return yards (213).**
- **EDGE Trey White ranked fourth in FBS last year in sacks per game (1.04) and tackles for loss per game (1.54), tied for fifth in sacks (12.5), seventh in total tackles for loss (18.5) and tackles for loss yards (102), and tied for 13th in sack yards (68). White led the Mountain West in all of those categories.**
- **White ranked in a tie for third in SDSU single-season history last year with 12.5 sacks with Andy Coviello (1991), only trailing Mike Douglass (21.0 in 1976) and Brett Faryniarz (13.0 in 1987).**
- White's 18.5 tackles for loss, meanwhile, were the 13th most in SDSU single-season history.
- According to Pro Football Focus, White ranked in a tie for 39th in the country (third in MW) in quarterback pressures (39).
- White logged three sacks and four tackles for loss at Central Michigan on Sept. 28, 2024. He was the first Aztec with four TFLs in a game since Jay Henderson had four vs. Northern Illinois on Sept. 30, 2017.
- White followed with another three sacks and four tackles for loss once again vs. Hawai'i on Oct. 5 en route to being named the Mountain West Defensive Player of the Week on Oct. 7 for the first time of his career. According to Pro Football Focus, White's eight quarterback pressures were tied for the second most in the country that week, while his five quarterback hurries were tied for seventh.
- White came up with two sacks and three tackles for loss the following week at Wyoming on Oct. 12, making it four straight games with multiple sacks.
- This year, CB Chris Johnson and S Dalesean Staley are each ranked in a tie for second in the Mountain West in both passes defended per game (1.50, T-16th in FBS) and total pass breakups (3, T-26th in FBS). Johnson is also tied for the Mountain West lead in both forced fumbles per game (0.50, T-12th in FBS) and forced fumbles (1, T-12th in FBS).
- This year, EDGE August Salvati ranks in a tie for sixth in the Mountain West in sacks per game (0.75, T-45th in FBS), and tied for ninth in sacks (1.50) and sack yards (11).
- LB Owen Chambliss is ninth in the Mountain West in tackles per game (8.00, T-51st in FBS) and tied for ninth in sack yards (11).
- S Eric Butler returned an interception 43 yards for a touchdown at Wyoming on Oct. 5, 2024. Butler tied for first in the Mountain West in interceptions returned for a touchdown (1, T-6th in FBS).
- CB Bryce Phillips was sixth in the Mountain West last year in interception yards (68, T-71st in FBS).

BULLET NOTES - SPECIAL TEAMS

- Associate head coach Zac Barton is in his second season as SDSU's special teams coordinator. Barton joined San Diego State after spending 2024 at Kansas, where he served as the Jayhawks' special teams analyst. In his lone season at KU, the Jayhawks ranked seventh in FBS in special teams grading according to Pro Football Focus, grading just behind CFP playoff teams Alabama, Texas, and Washington. Kansas would go on to earn a selection into the 2023 Guaranteed Rate Bowl to cap off an 8-4 regular season, their best regular season record since 2007. Prior to Kansas, Barton coached the special teams at Kent State from 2018-22 under head coach Sean Lewis and helped the Golden Flashes' special teams unit to new heights.
- Barton was named a Broyles Award nominee for the 2024 season for the top assistant coach in the country.
- Special teams have long been a key to San Diego State's success. **The Aztecs have won five of the 10 Mountain West Special Teams Player of the Year awards issued since 2015. Those five include three kick returners (Rashaad Penny from 2015-17), two punters (Matt Araiza in 2021 and Jack Browning in 2022) and one kicker (also Araiza in 2021).**
- SDSU also has won three the MW preseason special teams player of the year over the last four seasons (KR/PR Jordan Byrd in 2022, P/K Jack Browning in 2023 and K Gabe Plascencia in 2025).
- ESPN's special teams efficiency rating had San Diego State at 72.2 in 2022, which ranked second in FBS, trailing only South Carolina (79.8). The Aztecs were fifth in 2021 at 69.9, ninth in 2023 at 65.8 and eighth last season at 67.6. This season, SDSU is 83rd through two games at 47.3.
- **Since the start of the 2015 season, San Diego State has 14 kickoff returns for touchdowns, tied with Kansas State for the most in FBS play over that time. To put that stat into perspective, seven other teams have played at least 100 games over that span and do not have a single kick return touchdown.**
- **The Aztecs also have five 100-yard kickoff return touchdowns since 2015, one behind Western Michigan for the most in FBS play over that span.**
- SDSU had three non-offensive touchdowns this season - a Tano Letuli fumble recovery in the end zone vs. Texas A&M-Commerce on Aug. 31 and a JD Coffey III 45-yard interception return in the same game, and an Eric Butler 43-yard touchdown at Wyoming on Oct. 12. The three non-offensive touchdowns were tied for the 28th most in the country.
- The Aztecs have 14 non-offensive touchdowns since the start of the 2021 season. Only 17 schools have more non-offensive touchdowns over that span, including Notre Dame (23), Pittsburgh (22), Ohio State (19), Iowa (18), South Carolina (18), Utah (18), Kentucky (17), SMU (17), Arkansas State (16), Houston (16), Louisville (16) and Middle Tennessee (16), Brigham Young (15), Penn State (15), Southern Miss (15), Texas A&M (15) and Tulane (15). Over that span, SDSU has five interception returns for touchdowns, four blocked punt returns for touchdowns, two kickoff returns for a touchdown, two fumble recoveries for a touchdown and one punt return for a touchdown.
- Since the start of the 2020 season, San Diego State has 18 non-offensive touchdowns, tied with Middle Tennessee, SMU, South Carolina and Tulane for the 10th most in the country over that span, trailing only Notre Dame (26), Pittsburgh (24), Ohio State

MOUNTAIN WEST STANDINGS / SINCE 2013

Below is a look at the best Mountain West records in league games since the current 12-team conference began in 2013 (includes championship & bowl games; through Sept. 13)

Rk.	Team	W	L	Pct.	GB
1.	Boise State	82	18	.820	--
2.	San Diego State	62	34	.646	18.0
3.	Utah State	57	39	.594	23.0
4.	Fresno State	57	41	.582	24.0
5.	Air Force	51	42	.548	27.5
6.	Colorado State	46	46	.500	32.0
7.	Wyoming	42	52	.447	37.0
8.	San José State	41	52	.441	37.5
9.	Nevada	40	55	.421	39.5
10.	UNLV	36	59	.379	43.5
11.	Hawai'i	33	64	.340	47.5
12.	New Mexico	24	70	.255	55.0

AZTECS IN THE NFL (AS OF SEPT. 13, 2025)

(According to Sam Meyers * - practice squad player; ^ - injured list)

Active Rosters: 11

Practice Rosters: 3

Injured List: 0

Total: 13

CURRENT NFL TEAM

SDSU LETTERS

ARIZONA CARDINALS

Aaron Brewer, LS 2008-09-10-11
*Darren Hall, S 2018-19-20

BUFFALO BILLS

Tyrell Shavers, WR 2021-22

CLEVELAND BROWNS

Damontae Kazee, S 2013-14-15-16
Cameron Thomas, LB 2019-20-21

INDIANAPOLIS COLTS

Segun Olubi, LB 2020-21

KANSAS CITY CHIEFS

Matt Araiza, P 2019-20-21
Cooper McDonald, LB 2022-23
Josh Simmons, OL 2022

MIAMI DOLPHINS

Daniel Brunskill, OL 2013-14-15-16

NEW YORK GIANTS

Daniel Bellinger, TE 2018-19-20-21
*Patrick McMorris, S 2020-21-22

LOS ANGELES RAMS

*Mark Redman, TE 2022-23

DEFENSIVE SCORING PLAYS (SINCE 2009)

2024

Eric Butler.....43-yd INT at Wyoming (0.12.)
 Tano Letuli.....0-yd FR after Trey White's FF
vs. Texas A&M-Commerce (A.31)
 JD Coffey.....45-yd INT vs. Texas A&M-Commerce (A.31)

2023

Deshawn McCuin.....70-yd INT at Hawai'i (0.14) (TD)

2022

Jonah Tavai.....Sacked QB in end zone vs. SJSU (N.12) (Safety)
 Patrick McMorris.....30-yd FR after Michael Shawcroft's FF
at Nevada (0.22) (TD)

2021

Andrew Aleki.....17-yd INT at UNLV (N.19) (TD)
 Andrew Aleki.....25-yd INT vs. New Mexico State (S.4) (TD)

2020

Darren Hall.....57-yd INT at Colorado (N.28) (TD)
 Segun Olubi.....71-yd INT vs. Hawai'i (N.14) (TD)

2019

Darren Hall.....20-yd FR after Tariq Thompson's FF
vs. Central Michigan (D.21) (TD)

2017

Tariq Thompson.....83-yd INT vs. Northern Illinois (S.30) (TD)

2016

Ron Smith.....54-yd INT vs. Houston (D.17) (TD)
 Damontae Kazee.....54-yd INT vs. Hawai'i (N.5) (TD)
 Ron Smith.....14-yd INT vs. Hawai'i (N.5) (TD)
 Malik Smith.....28-yd INT at Utah State (0.28) (TD)
 Ronley Lakalaka.....9-yd INT vs. California (S.10) (TD)

2015

Alex Barrett.....43-yd INT vs. Cincinnati (D.24) (TD)
 Damontae Kazee.....55-yd INT at Colorado St. (0.31) (TD)
 Calvin Munson.....67-yd INT vs. San Diego (S.6) (TD)
19-yd INT vs. San Diego (S.6) (TD)

2014

Calvin Munson.....56-yd INT vs. Air Force (N.21) (TD)

2013

J.J. Whittaker.....18-yd INT vs. Boise State (N.23) (TD)

2012

Everett Beed.....52-yd FR vs. Air Force (N.10) (TD)
 Leon McFadden.....96-yd INT at Fresno State (S.29) (TD)
 Eric Pinkins.....32-yd INT at Fresno State (S.29) (TD)
 Leon McFadden.....28-yd INT vs. North Dakota (S.15) (TD)

2010

Jerome Long.....FR in end zone after Rob Andrews' FF
at TCU (N.13) (Safety)

2009

Luke Laolagi.....55-yd INT at UNLV (N.28) (TD)
 Day Juan Hemmings.....14-yd FR after Ernie Lawson's FF
vs. New Mexico State (0.3) (TD)
 Team.....QB fell in end zone vs. So. Utah (S.12) (Safety)

(22), Iowa (21), Utah (21), Houston (20), Kentucky (20), Alabama (19) and TCU (19).

- **PK Gabe Plascencia** was 13-for-14 last season in field goal attempts. The 92.9 field goal percentage was a school record.
- **Plascencia** was named the Mountain West Preseason Special Teams Player of the Year. He's SDSU's third MW preseason special teams player of the year over the last four seasons (also KR/PR Jordan Byrd in 2022 and P/K Jack Browning in 2023).
- **Plascencia** is 19-for-20 for his career. The 95.0 percentage would be a school record if he had enough attempts (25) to qualify.
- **Plascencia** has made 14 consecutive field goals, which is tied for the fifth-longest active streak in the country and the second longest by an Aztec since at least the 1996 season (John Baron II, 15 from Nov. 12, 2016-Sept. 16, 2017).
- **Plascencia** has eight career games with multiple field goals, including one this year.
- This season, **Plascencia** ranks in a tie for the FBS lead in field goal percentage (100.00) and PAT percentage (100.00), and tied for 34th in kickoff average (64.33, 4th in MW), tied for 53rd in made field goals per game (1.00, T-4th in MW) and tied for 55th in kickoff touchback percentage (66.67, T-4th in MW). **Plascencia** is also tied for fifth in the MW in made field goals (2), sixth in field goals attempted per game (1.00), tied for seventh in field goal attempts (2) and tied for 10th in kickoff touchbacks (4).
- Last year, **Plascencia** led the Mountain West in field goal percentage (92.86, T-9th in FBS), and was third in made field goals per game (1.18, T-50th in FBS), tied for fourth in made field goals (13, T-73rd in FBS), tied for sixth in field goals attempted per game (1.27), tied for seventh in kickoff touchbacks (23), eighth in kickoff touchback percentage (46.00), total kickoffs (8), kickoff yards (2,980) and kickoff average (59.60), and 10th in field goal attempts (14).
- Last year, **P Hunter Green** ranked fifth in FCS last year in punt average (46.3). The 46.3 average would've ranked fifth in FBS last year and eclipsed the all-MW first-team punter Tyler Pastula of San Diego State (46.1).
- The 46.3 average would've ranked third in SDSU single-season history.
- Including FCS play, **Green** is averaging 45.1 yards per punt for his career, which is ranked fourth among all active FBS and FCS punters.
- This year, **Green** ranks second in FBS in kickoff average (65.67, 1st in MW), ninth in punt average (46.91, 2nd in MW), 11th in punt yards per game (258.00, 3rd in MW) and tied for 14th in punts per game (5.50, 3rd in MW). **Green** is also fourth in the MW in total punts (11, T-55th in FBS), tied for fourth in punts inside the 20-yard line (4, T-39th in FBS) and kickoff touchback percentage (66.67, T-55th in FBS), seventh in net punt average (41.36, T-35th in FBS) and tied for 10th in total kickoff touchbacks (4).
- **Green** punted four times for 209 yards and a 52.3 average in the opener with Stony Brook on Aug. 28 with a long of 67 yards. His 52.3 average was the second best for an Aztec in a season opener in their Division I history (since 1969), while the 67-yarder was the third longest.
- The 67-yard punt was the longest in Snapdragon Stadium history.
- SDSU returned nine punts for 89 yards against Stony Brook on Aug. 28, both the highest marks in Snapdragon Stadium history.
- **Green** had another 67-yard punt at Washington State on Sept. 6. **Green** is the only player in the country with multiple punts of at least 67 yards.
- **PR Jordan Napier** leads the country in punt returns per game (4.00), and is tied for fifth in total punt returns (8, 1st in MW), 13th in punt return yards per game (38.50, 1st in MW) and 26th in total punt return yards (77, 1st in MW). **Napier** is also third in the league in punt return average (9.63, 40th in FBS), tied for sixth in combined kick return and punt return yards (77) and 10th in all-purpose yards per play (8.70).
- **Napier** returned seven punts for 73 yards (10.4 avg.) against Stony Brook on Aug. 28. The seven punts were easily the most in Snapdragon Stadium history, three more than Mekhi Shaw from SDSU on Nov. 4, 2023 vs. Utah State.
- **Chris Johnson** blocked a punt at UNLV on Nov. 16, 2024. **Johnson** was tied for second in the Mountain West in blocked kicks (1, T-14th in FBS) and tied for third in blocked kicks per game (0.08, T-40th in FBS).
- **Eric Butler** blocked two punts in 2023, tied for the second-most blocked kicks in SDSU single-season history. His two career blocked kicks are tied for the fifth most in school history.

LAST TIME OUT

Washington State 36, San Diego State 13

Sept. 6, 2025 | Martin Stadium | Pullman, Wash.

PULLMAN, Wash. -- San Diego State jumped out to a 7-0 lead but yielded 29 consecutive points, including 16 in less than a 5-minute span in a 36-13 loss at Washington State on Saturday night in Pullman.

The Aztecs (1-1) struck first when Jayden Denegal found a streaking Jacob Bostick on a 35-yard pass on a fourth-and-5 situation with 10 minutes left in the first quarter.

After the teams exchanged punts, the Cougars (2-0) took advantage of good field position after a 15-yard kick catch interference penalty on Brady Anderson. WSU went 48 yards on six plays, converting a fourth-and-1 from the SDSU 39 and later scoring on a 3-yard pass from Jaxon Potter to Trey Leckner to tie the game with 5:18 left in the first quarter.

WSU got into San Diego State territory on its next drive, but the Aztec defense limited Washington State to a 49-yard field goal by Jack Stevens to make it 10-7 early in the second quarter.

The Cougars later got to the SDSU 32-yard line, but on fourth-and-2, San Diego State All-American Trey Edge stuffed Kirby Vorhees run play, keeping it a 3-point game.

The teams played a game of field position for most of the second quarter as WSU couldn't get past the San Diego State 35, instead punting to the Aztec 8. On second-and-10, however, Denegal was sacked in the end zone for the safety.

Washington State then used just 32 seconds, going 62 yards on four plays, highlighted by a 34-yard pass from Potter to Josh Meredith, a 20-yard rush by Leo Pulalasi and another 3-yard TD pass from Potter to Leckner.

Instead of trailing, 10-7, at the half, SDSU suddenly found itself down, 19-7, with the Cougars receiving the second-half kickoff.

WSU outgained San Diego State, 261-108, in the first half.

Washington State took its opening drive of the third quarter 75 yards on seven plays, culminating with an 18-yard touchdown pass from Potter to Leon Neal Jr., opening up a commanding 26-7 advantage just 4 minutes, 5 seconds into the second half.

The Aztecs was stuffed on a fourth-and-3 from the Cougar 49, and WSU received a 42-yard field goal by Stevens to take a 29-7 lead.

SDSU responded with a 10-play, 75-yard drive over 4:24 before Denegal punched it in from the 1. San Diego State's 2-point conversion attempt was snuffed out by the Washington State defense, making it 29-13 with 57 seconds left in the quarter.

The Aztecs forced consecutive three-and-outs, but was unable to convert on fourth down, first failing from four-and-7 from the Cougar 37 and then later a fourth-and-9 from the WSU 36 as Denegal was sacked for a 12-yard loss.

WSU ate up 6:17 of clock, going 42 yards on 12 plays before Julian Dugger punched it in from three yards out to close the scoring. It appeared SDSU changed the momentum when Chris Johnson blocked a 28-yard field goal attempt by Stevens and Bryce Phillips ran it 67 yards for a touchdown. A referee, however, called Johnson for offsides on back-to-back field goal attempts, giving Washington State the first down and the ability to run more time off the clock.

San Diego State had to punt and the Cougars knelt to take the 36-13 victory.

Lucky Sutton ran for 88 yards on 15 attempts (5.9 avg.) to lead the Aztecs, while Denegal was 15-for-30 for 133 yards and a touchdown. Jordan Napier caught seven of the 15 Denegal passes for 69 yards.

Tano Letuli had a game-high 11 tackles to lead SDSU, while Owen Chambliss chipped in with nine and Johnson eight with a forced fumble.

San Diego State fell to 1-3 in the series with Washington State, playing in its first 36-13 game in its Division I history (since 1969). The Aztecs extended their DI era record with their third consecutive turnover-free contest.

SERIES NOTES

- San Diego State fell to 1-3 all-time against Washington State.
- The Aztecs are now 0-1 at WSU, 0-1 in neutral games and 1-1 at home.

TEAM NOTES

- San Diego State wore all-white jersey and pants for the first time since Sept. 28, 2013 at New Mexico State. The Aztecs played 149 games in between wearing their all-white combo.
- SDSU played on exactly nine days rest for the first time since Sept. 7, 2002 at Colorado.
- This was the first 36-13 score in San Diego State's Division I history (since 1969).
- The Aztecs played in their third consecutive turnover-free game, extending their record for the longest streak in their DI history.

TRENDS

- The Aztecs lost the coin toss for the second straight game.
- SDSU started with the ball for the 122nd time over 171 games.
- San Diego State did not score on its opening drive after doing so its previous two games (vs. Air Force in 2024 season finale and last week vs. Stony Brook).
- SDSU held its opponent scoreless on its opening drive. It's the second time this season in two games it has held its opponent scoreless on the first drive, ninth time in the last one-plus seasons (14 games), 25th time in 39 games since 2022, 37th time in 52 games since 2021 and 91st time since 2015 (128 games).
- San Diego State fell to 1-1 on the season and 4-3 under Sean Lewis when scoring first.
- The Aztecs allowed a first-quarter touchdown for just the 11th time in the last 23 games.
- SDSU has allowed seven or fewer points in 33 of the last 38 first quarters.



SDSU - WASHINGTON STATE

Sept. 6, 2025 | Martin Stadium | Pullman, Wash.

Attendance: 24,330 | Weather: 80 degrees

	1	2	3	4	Total
San Diego State	7	0	6	0	13
Washington State	7	12	10	7	36

SCORING SUMMARY

SDSU — Bostick 35-yd pass f/Denegal (Plascencia kick)	(10:00, 1st)
WSU — Leckner 3-yd pass f/Potter (Stevens kick)	(5:18, 1st)
WSU — Stevens 49-yd field goal	(14:48, 2nd)
WSU — Safety (Denegal tackled in end zone)	(1:06, 2nd)
WSU — Leckner 3-yd pass f/Potter (Stevens kick)	(0:26, 2nd)
WSU — Neal 18-yd pass f/Potter (Stevens kick)	(10:55, 3rd)
WSU — Stevens 42-yd field goal	(5:21, 3rd)
SDSU — Denegal 1-yd run (2-pt. conversion)	(0:57, 3rd)
WSU — Dugger 3-yd run (Stevens kick)	(2:48, 4th)

TEAM STATS

	San Diego State	Washington State
First Downs	10	19
Rushes-Yards	30-82	36-139
Passing Yards	133	257
C-A-I	15-30-0	28-42-0
Total Offense	215	396
Fumbles-Lost	0-0	0-0
Penalties-Yards	6-38	8-55
Possession Time	24:54	35:06
Turnovers	0	0
Average Field Position	SDSU 28	WSU 33

INDIVIDUAL STATS

Rushing (Atts.-Yards-TDs): SDSU: Sutton 15-88-0; Washington 3-11-0; Napier 1-4-0; Brown 1-4-0; Emanuel Jr. 2-3-0; Denegal 8-(28)-0. WSU: Vorhees 13-67-0; Pulalasi 5-30-0; Johnson 8-28-0; Dugger 3-10-1; Potter 3-6-0; Woods 1-4-0; TEAM 3-(-6)-0

Passing (Comp.-Att.-Int., Yards, TDs): SDSU: Denegal 15-30-0, 133, 1. WSU: Potter 28-42-0, 257, 3.

Receiving (No.-Yards-TDs): SDSU: Napier 7-69-0; Bostick 3-48-1; Brown 3-(-5)-0; Adams 1-16-0; Washington 1-5-0. WSU: Meredith 8-88-0; Freeman 6-43-0; Leckner 6-17-2; Johnson 2-35-0; Neal Jr. 2-19-1; Pabst 1-34-0; Noga 1-9-0; Smithson 1-7-0; Pulalasi 1-5-0.

SPECIAL TEAMS SCORING PLAYS SINCE 2011

2022

Jordan Byrd95-yard KR vs. San José State (N.12) (TD)
Tyrell Shavers.....Punt block; Returned for touchdown (S.30) (TD)
Jordan Byrd.....66-yard PR vs. Idaho State (S.10) (TD)
Team.....Punt block; Jaylon Armstead returned for atouchdown vs. Arizona (S.3) (TD)

2021

Tyrell ShaversPunt block; Trenton Thompson returned fortouchdown vs. Towson (S.25) (TD)
Jordan Byrd100-yard KR vs. Utah (S.18) (TD)
Kaegun Williams.....Punt block; Tyrell Shavers returned fortouchdown at Arizona (S.11) (TD)

2020

Jordan Byrd93-yard KR vs. Colorado State (D.5) (TD)
BJ Busbee90-yard KR vs. Colorado State (D.5) (TD)

2019

Trenton ThompsonPunt block; Caden McDonald returned fortouchdown at UNLV (10.26) (TD)
Kaegun Williams95-yard KR vs. San José State (O.19) (TD)

2018

Kaelin HimphillPunt block; Trenton Thompson returned fortouchdown vs. Air Force (O.12) (TD)

2017

Juwan Washington78-yd KR vs. Army West Point (D.23) (TD)
Rashaad Penny100-yd KR vs. Nevada (N.18) (TD)
Rashaad Penny70-yd PR vs. Nevada (N.18) (TD)
Juwan Washington96-yd KR vs. Northern Illinois (S.30) (TD)
Rashaad Penny99-yd KR at Arizona State (S.9) (TD)

2016

Juwan Washington92-yd KR at Wyoming (N.19) (TD)
Rashaad Penny93-yd KR at Wyoming (N.19) (TD)
Rashaad Penny100-yd KR vs. California (S.10) (TD)

2015

Rashaad Penny100-yd KR vs. Cincinnati (D.24) (TD)
Damontae Kazee66-yd PR at UNLV (N.21) (TD)
Rashaad Penny100-yd KR at Penn State (S.26) (TD)
Rashaad Penny97-yd KR vs. San Diego (S.5) (TD)

2014

Lloyd Mills67-yd PR vs. Northern Arizona (A.30) (TD)

2013

Tim Vizzi71-yd PR at UNLV (N.30) (TD)
Tim Vizzi41-yd PR vs. Boise State (N.23) (TD)
TeamFumbled punt out of end zone (O.4) (Safety)
Sam MeredithPAT block; David Lamar returned fordef. PAT at New Mexico State (S.28) (2 pts.)

2012

Colin Lockett100-yd KR at Boise State (N.3) (TD)
Colin Lockett96-yd KR vs. Army (S.8) (TD)

2011

Brandon Davis98-yd KR at Air Force (O.13) (TD)
Colin Lockett94-yd KR vs. Cal Poly (S.3) (TD)

GEOLOGICAL BREAKDOWN

California (70) (Bold indicates San Diego County)

Nathan Acevedo, Tiumalu Afalava, Jacob Alvarez, **Marlon Ames**, Lucan Amituanai, Brady Anderson, Alex Bleszynski, Mason Baker, Joe Borjon, Eric Butler, **Isaiah Buxton**, **Braylon Cardwell**, **Byron Cardwell Jr.**, Owen Chambliss, **Tyson Chavez**, Krishna Clay, Amari Comier, Kodi Cornelius, **Josiah Cox**, Delon Craft Jr., Kyle Crum, Kainoa Davis, Jayden Denegal, Tashi Dorje, Chase Duarte, **Sidney Dupuy**, Malachi Finau, Max Garrison, **Xavier Hamlett**, Dean Harrington, Anthony Hastings, Josh Hunter, Connor Irons, Chris Johnson, Christian Jones, Bayo Kanneke, Ikbal Kassim, **Jayden Kendrick**, **Tano Letuli**, Jack Lua, **Jerry McClure**, Dwayne McDougale, JP Mialovski, Jordan Napier, Brady Nassar, Timothy Netane, **De'Yhare Overstreet-Glover**, Bryce Phillips, Brian Pierce Jr., Gabriel Plascencia, Connor Poulson, Etene Pritchard, Cincere Rhane, Charlie Stewart, Lucky Sutton, Jordin Thomas, Parker Threatt, Draiden Trudeau, Kaimana Tufaga, Jeremiah Tuileila, **Ross Ulugalu-Maseuli**, **Christian Washington**, Mikey Welsh, **Trey White**, Jelani Whitmore, Luke Williams, Mister Williams, Prince Williams, Tanner Williams, Ashdon Wnetrzak

Texas (7)

Will Cianfrini, Bert Emanuel Jr., Jackson Ford, Jaylon Hawkins, Myles Kitt-Denton, Deshaun McCuin, Jelani McLaughlin

Arizona (4)

Sam Benjamin, Nick Clegg, Michael Leville Watkins, Ryan Wolfer

Michigan (4)

Dallas Fincher, Niles King, Cam May, Chase Shumate

Nevada (4)

Ryan Henderson, DJ Herman, Ben Scolari, Brian Townsend Jr.

Washington (3)

Arthur Ban, Hunter Green, Jatavious Magee

Hawaii (2)

Kalan Ellis, Teivis Tuioti

Illinois (2)

Jared Badie, Jacob Bostick

Colorado (1)

Marcus Mozer

Florida (1)

August Salvati

Georgia (1)

Seth Adams

Maryland (1)

Donovan Brown

Minnesota (1)

Oberhiri Eyafe

Missouri (1)

Dalesean Staley

Oregon (1)

Hunter Haines

American Samoa (1)

Saipale Fuimaono

Finland (1)

Emil Herranen

2025 CAPTAINS

Name	SDSU Letters
Jayden Denegal, QB	n/a
DJ Herman, LB	2022-23-24
Chris Johnson, CB	2022-23-24
Tano Letuli, LB	2023
Ross Ulugalu-Maseuli, OL	2022-23-24
Trey White, Edge	2023-24

PLAYER NOTES

*** Jayden Denegal, Jr., QB (15-for-30, 133 yds., 1 TD, 0 INT | 8 att., -(28) yds., 1 TD)**

Fell to 1-1 as the team's starting quarterback ... Threw his second touchdown of the season and third of his career ... Ran for his first career touchdown.

*** Jacob Bostick, Jr., WR (3 rec., 48 yds., 1 TD)**

Caught his second touchdown pass of the season and of his career ... Has a touchdown catch in both games this season.

*** Jordan Napier, So., WR (7 rec., 69 yds.)**

Made seven catches after having just two in the opener ... The seven catches were the third most of his career.

OTHER NOTES

- CB Bryce Phillips started for the 36th consecutive game, the longest streak on the team.
- Phillips' 36 career starts are also the most of any current Aztec.
- OL Christian Jones played in his 39th straight game, the longest streak on the team.
- S Deshaun McCuin and LB Mister Williams each played in their 46th career game, the most of any current SDSU player.
- Tonight's temperature was 80 degrees at kickoff.
- Tonight's attendance was 24,330.
- The four captains who went out for the coin toss tonight were: CB Chris Johnson, EDGE Trey White, LB Tano Letuli and OL Ross Ulugalu-Maseuli.
- The Aztec shield was carried by EDGE Trey White.

TREY WHITE & GABE PLASCENCIA NAMED MW PRESEASON PLAYERS OF THE YEAR

San Diego State football players Trey White and Gabe Plascencia were each named Mountain West preseason players of the year, the league announced at the MW Media Days in July. White was chosen as the preseason MW defensive player of the year, while Plascencia was selected as the special teams player of the year.

Tano Letuli joined White and Plascencia on the all-conference team. The preseason poll and all-conference team are voted on by media representatives who cover the conference.

White, who plays the EDGE position in the Aztecs' 4-2-5 defense, was a first-team all-MW performer last year after totaling 60 tackles (40 solo), 18.5 tackles for loss (No. 1 in MW, No. 7 (tied) in FBS), 12.5 sacks (No. 1 in MW, No. 5 (tied) in FBS), two pass breakups and a forced fumble. White's 12.5 sacks were tied for the third most in SDSU single-season history.

White is the first San Diego State defensive lineman to be named the MW preseason defensive player of the year and the fourth defensive player overall, joining cornerback Leon McFadden in 2012, cornerback Damontae Kazee in 2016 and safety Patrick McMorris in 2022. The Aztecs, who return seven of their nine all-conference performers from a year ago, have all 11 starters back on defense this season (note that returning Teivis Tuioti and departing Tupu Alualu each had six starts at defensive tackle, and are counted as co-starters).

Plascencia, meanwhile, became SDSU's third MW preseason special teams player of the year over the last four seasons (also KR/PR Jordan Byrd in 2022 and P/K Jack Browning in 2023). Plascencia made 13 of 14 field goals last year for the best field goal percentage (.929) in program history. The left-footed kicker has made 12 consecutive field goals entering 2025, tied for the sixth-longest active streak in the country and the second longest by an Aztec since at least the 1996 season.

Plascencia, who was a second-team all-MW selection last year, is the third SDSU kicker to make an all-MW team, all since 2015 (also Donny Hageman in 2015 and John Baron II in 2017).

Letuli, a team captain in 2024 - along with Trey White the first underclassmen captains at San Diego State since Kevin O'Connell in 2005 - led the Aztecs last season with 70 tackles, despite missing two games with a broken hand. Letuli, an honorable mention pick in 2024, had at least eight tackles in five games and seven in another two. A SDSU linebacker has now made the preseason all-league team in four of the last five seasons.

San Diego State was also picked to finish eighth in the preseason poll with 202 points, just 11 behind Hawai'i in seventh and 37 clear of Utah State in ninth. Defending champion Boise State is predicted to win the league with 464 points, totaling 35 of the 39 first-place votes. UNLV is second with 415 points and the other four first-place votes. San José State is third with 359 points, followed by Colorado State (326), Fresno State (301), Air Force (280), Hawai'i (213), the Aztecs (202), Utah State (165), Wyoming (150), New Mexico (84) and Nevada (83).

Mountain West Football Preseason Players of the Year

Offensive Player of the Year: Maddux Madsen, Jr., QB, Boise State

Defensive Player of the Year: Trey White, Jr., EDGE, San Diego State

Special Teams Player of the Year: Gabe Plascencia, Sr., K, San Diego State

2025 Mountain West Football Preseason All-Conference Team**Offense**

QB Maddux Madsen, Jr., Boise State
 WR Latrell Caples, Gr., Boise State
 WR Pofele Ashlock, Jr., Hawai'i
 WR Nick Cenacle, Sr., Hawai'i
 RB Scottie Humphrey, Jr., New Mexico
 RB Jai'Den Thomas, Jr., UNLV
 OL Kage Casey, Jr., Boise State
 OL Mason Randolph, Sr., Boise State
 OL Peseti Lapuaho, Sr., San José State
 OL Caden Barnett, Sr., Wyoming
 OL Jack Walsh, Sr., Wyoming
 TE Matt Lauter, Sr., Boise State

Defense

DL Braxton Fely, Sr., Boise State
 DL Jayden Virgin-Morgan, Jr., Boise State
DL Trey White, Jr., San Diego State
 DL Gafa Faga, Sr., San José State
 LB Marco Notarainni, Sr., Boise State
LB Tano Letuli, Jr., San Diego State
 LB Jordan Pollard, Sr., San José State
 LB Marsel McDuffie, Sr., UNLV
 DB Ty Benefield, Jr., Boise State
 DB A'Marion McCoy, Gr., Boise State
 DB Al'zillion Hamilton, Sr., Fresno State
 DB Ike Larsen, Sr., Utah State

Special Teams

P Luke Freer, Sr., Air Force
 PK Gabe Plascencia, Sr., San Diego State
 PR Marcus Bellon, Sr., Nevada
 KR Abraham Williams, Sr., New Mexico

Preseason All-Conference Notes: San Diego State has multiple preseason players of the year for the second time in the last four years (also 2022 when Patrick McMorris was the defensive player of the year and Jordan Byrd was the special teams player of the year) ... This is the third time since 2016 that SDSU has had multiple preseason players of the year (2016, 2022 and 2025) ... After having just one preseason player of the year in the first 17 seasons of the Mountain West (Leon McFadden, defensive player of the year in 2012), San Diego State has nine preseason players of the year over the last 10 seasons ... This is the fourth time the Aztecs have had a preseason defensive player of the year (all since 2012), including CB Leon McFadden in 2012, CB Damontae Kazee in 2016, S Patrick McMorris in 2022 and EDGE Trey White in 2025 ... SDSU has had three of the last four special teams preseason players of the year in KR/PR Jordan Byrd in 2022, P/K Jack Browning in 2023 and K Gabe Plascencia in 2025 ... A San Diego State linebacker has now made the preseason all-Mountain West team in four of the last five seasons ... Gabe Plascencia is the third Aztec kicker to make an all-MW team, all since 2015 (also Donny Hageman in 2015 and John Baron II in 2017) ... SDSU does not have a preseason all-league offensive player in consecutive seasons for the first time since a three-year stretch from 2006-08.

2025 Mountain West Preseason Poll

Team (First-Place Votes)	Points
1. Boise State (35)	464
2. UNLV (4)	415
3. San José State	359
4. Colorado State	326
5. Fresno State	301
6. Air Force	280
7. Hawai'i	213
8. San Diego State	202
9. Utah State	165
10. Wyoming	150
11. New Mexico	84
12. Nevada	83

Preseason Poll Notes: This is the third Mountain West preseason poll without divisions since 2012 when the Aztecs were picked fifth and captured the league title along with Boise State and Fresno State ... SDSU is picked eighth for a second straight season ... The eighth-place prediction matches its lowest preseason ranking (fifth time overall) in league history (note that from 2013-22 the league was split in divisions and out of just six teams, although San Diego State never was picked worse than third) ... The first three times the Aztecs were picked eighth there were only nine teams in the league (2005, 2007 and 2009), while the last two times there are 12 teams in the league (2024 and 2025) ... SDSU, which averaged a predicted finish of 6.5 from 2005-12, has ended up at or better than its predicted finish in 10 of the last 15 seasons and 13 times over the past 20 years ... San Diego State has won two of the last 10 MW titles (2015 and 2016) and three of the past 13 (also 2012).

2025 PRESEASON ACCOLADES**Unit Rankings**

Special Teams - first in MW, 15th in FBS - Phil Steele Magazine
 Linebackers - first in MW - Phil Steele Magazine
 Defensive Backs - third in MW - Phil Steele Magazine
 Quarterbacks - fourth in MW - Phil Steele Magazine
 Offensive Line - fifth in MW - Phil Steele Magazine

Miscellaneous

Second-best recruiting class in Mountain West - Phil Steele Magazine

SDSU MOUNTAIN WEST PLAYERS OF THE WEEK

San Diego State has yet to earn a Mountain West Player-of-the-Week award this season. Below is a list of the Aztec student-athletes that have received the honor this season. *No.* - indicates the number of honors that player has earned in his career.

Date (Opp.)	Player	Award	No.
-------------	--------	-------	-----

SDSU PLAYERS OF THE WEEK

(SDSU players of the week are announced post-practice each Sunday)

Game	Offensive	Defensive	Special Teams
SBU	Lucky Sutton	Chris Johnson	Tyson Chavez
Scout	Delon Craft Jr.	Oberhiri Eyafe	
at WSU	none	none	none

Individual HonorsJoe Borjon | Sr. | La Puente, Calif. | Offensive Line

All-MW third team - Phil Steele Magazine

All-MW third team - Athlon Sports

Eric Butler | Sr. | Corona, Calif. | Safety

All-MW first team - Phil Steele Magazine

All-MW third team - Athlon Sports

No. 3 NFL draft eligible free safety in MW (No. 32 in FBS) - Phil Steele Magazine

Owen Chambliss | So. | Corona, Calif. | Linebacker

All-MW fourth team - Athlon Sports

Krishna Clay | Jr. | Vacaville, Calif. | Defensive Line

All-MW second team - Phil Steele Magazine

All-MW third team - Athlon Sports

Jayden Denegal | Jr. | Apple Valley, Calif. | Quarterback

Team Captain

SDSU's top newcomer - Lindy's Sports

Hunter Green | Jr. | Redmond, Wash. | Punter

Ray Guy Award Watch List (top punter)

All-MW second team - Phil Steele Magazine

All-MW second team - Athlon Sports

DJ Herman | Sr. | Las Vegas, Nev. | Linebacker

Team Captain

Chris Johnson | Sr. | Eastvale, Calif. | Cornerback

Team Captain

All-MW first team - Phil Steele Magazine

All-MW first team - Athlon Sports

All-MW first team - College Football Network

All-MW first team - Sports Info Solutions

All-MW second team - Lindy's Sports

Senior Bowl Top 300 Watch List

MW's No. 16-ranked player - College Football Network

No. 1 NFL draft eligible cornerback in MW (No. 38 in FBS) - Phil Steele Magazine

Christian Jones | Sr. | San Luis Obispo, Calif. | Offensive Line

No. 2 NFL draft eligible tackle in MW (No. 64 in FBS) - Phil Steele Magazine

Myles Kitt-Denton | Sr. | Pearland, Texas | Wide Receiver

Earl Campbell Tyler Rose Award Watch List (offensive player with ties to Texas)

Tano Letuli | Jr. | San Diego, Calif. | Linebacker

Polynesian Player of the Year Watch List (Polynesian ancestry)

Team Captain

All-MW first team - MW Media

All-MW first team - Phil Steele Magazine

All-MW first team - Athlon Sports

All-MW first team - Lindy's Sports

All-MW first team - College Football Network

All-MW first team - Sports Info Solutions

MW's No. 19-ranked player - Nevada Sports Net

Jordan Napier | So. | Fontana, Calif. | Wide Receiver

Paul Hornung Award Watch List (most versatile player)

All-MW second team - Athlon Sports

All-MW second team - Lindy's Sports

All-MW second team - College Football Network

All-MW third team (PR) - Athlon Sports

All-MW fourth team - Phil Steele Magazine

Brady Nassar | Jr. | Pleasanton, Calif. | Defensive Line

All-MW fourth team - Athlon Sports

Bryce Phillips | Sr. | Long Beach, Calif. | Cornerback

All-MW second team - Phil Steele Magazine

All-MW second team - Athlon Sports

Gabe Plascencia | Sr. | Oakland, Calif. | Kicker

MW Special Teams Player of the Year

All-MW first team - MW Media

All-MW first team - Phil Steele Magazine

All-MW first team - Athlon Sports

All-MW first team - Lindy's Sports

All-MW first team - College Football Network

All-MW first team - Sports Info Solutions

No. 1 NFL draft eligible kicker in MW (No. 23 in FBS) - Phil Steele Magazine

MW's No. 35-ranked player - Nevada Sports Net

Lucky Sutton | Jr. | San Diego, Calif. | Running Back

All-MW fourth team - Phil Steele Magazine

All-MW fourth team - Athlon Sports

Ross Ulugalu-Maseuli | Sr. | San Diego, Calif. | Offensive Line

Team Captain

All-MW first team - Lindy's Sports

All-MW second team - Athlon Sports

MW's No. 15-ranked player - Nevada Sports Net

Christian Washington | Jr. | San Diego, Calif. | Running Back

No. 1 NFL draft eligible kick returner in MW (No. 14 in FBS) - Phil Steele Magazine

Trey White | Jr. | San Diego, Calif. | EDGE

Chuck Bednarik Award Watch List (most outstanding defensive player)

Bronko Nagurski Trophy Watch List (defensive player of the year)

Third-team All-American - Athlon Sports

MW Defensive Player of the Year - MW Media

Team Captain

All-MW first team - MW Media

All-MW first team - Phil Steele Magazine

All-MW first team - Athlon Sports

All-MW first team - Lindy's Sports

All-MW first team - College Football Network

All-MW first team - Sports Info Solutions

No. 14 defensive edge in FBS - Lindy's Sports

MW's top-ranked player - College Football Network

Senior Bowl Top 300 Watch List

No. 3 NFL talent in MW - Lindy's Sports

No. 1 NFL draft eligible tackle in MW (No. 11 in FBS) - Phil Steele Magazine

MW's No. 3-ranked player - Nevada Sports Net

AZTECS NAME TEAM CAPTAINS

The San Diego State football team has named its captains for the 2025 season. The six captains chosen in a team vote include EDGE Trey White (San Diego/Eastlake High), center Ross Ulugalu-Maseuli (San Diego/Mater Dei High), cornerback Chris Johnson (Eastvale, Calif.), linebacker Tano Letuli (San Diego/Cathedral Catholic High), quarterback Jayden Denegal (Apple Valley, Calif.) and linebacker DJ Herman (Las Vegas).

White and Letuli become the first multi-time Aztec captains since J.J. Whittaker in 2014-15.

White has racked up a multitude of preseason awards, including the MW preseason defensive player of the year, and watch lists for the Chuck Bednarik Award (most outstanding defensive player), the Bronko Nagurski Trophy (national defensive player of the year) and the Senior Bowl Top 300, after earning first-team all-MW accolades in 2024. Last year, White totaled 60 tackles (40 solo), 18.5 tackles for loss (No. 1 in MW, No. 7 (tied) in FBS), 12.5 sacks (No. 1 in MW, No. 5 (tied) in FBS), two pass breakups and a forced fumble. White's 12.5 sacks were tied for the third most in SDSU single-season history.

Ulugalu-Maseuli enters his fifth year at SDSU as the most experienced offensive lineman on the team with 27 career starts. Ulugalu-Maseuli has been named a preseason first-team all-MW selection by Lindy's Sports and a second-team pick by Athlon Sports.

Johnson was an honorable-mention all-Mountain West performer last year, totaling 67 tackles, four pass breakups, three forced fumbles and an interception in 2024. He enters his final season with 103 tackles, four forced fumbles, five pass breakups and two interceptions, having played 36 of the team's 37 games since arriving on campus in 2022. Johnson joined White on the Senior Bowl Watch List.

A preseason all-MW selection, Letuli led the Aztecs last year with 70 tackles, despite missing two games with a broken hand. Letuli, an honorable mention pick in 2024, was a team captain last year, along with White the first underclassmen captains at San Diego State since Kevin O'Connell in 2005. He has also been named a first-team all-MW pick by Phil Steele Magazine, Athlon Sports, Lindy's Sports, College Football Network and Sports Info Solutions, while also recently making the Polynesian Player of the Year Watch List.

Denegal was recently named the team's starting quarterback for the opener with Stony Brook on Aug. 28 after spending three seasons at Michigan from 2022-24. Denegal was the backup quarterback to J.J. McCarthy for the Wolverines' national championship season in 2023. He appeared in seven games at Michigan, completing 4 of 5 passes for 50 yards and a touchdown, while also rushing four times for 10 yards. The Aug. 28 opener will be his first career start.

Herman has played in 36 games for his career, starting twice last year at linebacker. Herman has been one of the top special teams players in the country and could play on all five units this year - kickoff, kick return, punt, punt return and PAT/field goal.



MOUNTAIN WEST

2025 MW Standings

	MW	Pct.	Overall	Pct.
Utah State	1-0	1.000	2-1	.667
UNLV	0-0	.000	3-0	1.000
Fresno State	0-0	.000	3-1	.750
Hawai'i	0-0	.000	3-1	.750
New Mexico	0-0	.000	2-1	.667
Wyoming	0-0	.000	2-1	.667
San Diego State	0-0	.000	1-1	.500
Boise State	0-0	.000	1-1	.500
Colorado State	0-0	.000	1-1	.500
Nevada	0-0	.000	1-2	.333
San Jose State	0-0	.000	0-2	.000
Air Force	0-1	.000	1-1	.500

This Week in the Mountain West

Saturday, Sept. 20

UNLV at Miami (OH), Noon ET	ESPN
Idaho at San Jose State, 2 p.m. PT	NBC Sports Bay Area
*Boise State at Air Force, 5 p.m. MT	CBSSN
Nevada at Western Kentucky, 6 p.m. CT	ESPN+
McNeese at Utah State, 6 p.m. MT	MWN
UTSA at Colorado State, 7:30 p.m. MT	FOXSN
Wyoming at Colorado, 8:15 p.m. MT	ESPN
California at San Diego State, 7:30 p.m. PT	CBSSN
*Fresno State at Hawai'i, 6 p.m. HT	MWN

Last Week in the Mountain West

Friday, Sept. 12

New Mexico 35, at UCLA 10

Saturday, Sept. 13

Middle Tennessee 14, at Nevada 13

Utah 31, at Wyoming 6

*at Utah State 49, Air Force 30

at Fresno State 56, Southern 7

at Hawai'i 23, Portland State 6

Charting the Regular-Season Opponents

Stony Brook (1-2, 0-1 CAA)

A.28 at San Diego State	L, 0-42
S.6 Rhode Island*	L, 17-31
S.13 Fordham	W, 41-18
S.20 at Lindenwood	7 p.m. CT
S.27 Merrimack*	3:30 p.m. ET
O.4 at Albany*	3:30 p.m. ET
O.18 at Monmouth*	1 p.m. ET
O.25 Towson*	3:30 p.m. ET
N.1 at Maine*	1 p.m. ET
N.8 North Carolina A&T*	Noon ET
N.15 at Villanova*	1 p.m. ET
N.22 Bryant*	Noon ET

Northern Illinois (1-1, 0-0 MAC)

A.30 Holy Cross	W, 19-17
S.5 at Maryland	L, 9-20
S.20 at Mississippi State	3:15 p.m. CT
S.27 San Diego State	TBA
O.4 Miami (Ohio)*	TBA
O.11 at Eastern Michigan*	TBA
O.18 at Ohio*	TBA
O.25 Ball State*	TBA
N.5 at Toledo*	7 p.m. or 8 p.m. ET
N.12 at UMass*	7 p.m. ET
N.18 Western Michigan*	6 p.m. CT
N.28 Kent State*	11 a.m. CT

Fresno State (3-1, 0-0 MW)

A.23 at Kansas	L, 7-31
A.30 Georgia Southern	W, 42-14
S.6 at Oregon State	W, 36-27
S.13 Southern Univ.	W, 56-7
S.20 at Hawai'i*	7 p.m. HT
O.4 Nevada*	7:30 p.m. PT
O.10 at Colorado State*	7 p.m. MT
O.25 San Diego State*	TBA
N.1 at Boise State*	TBA
N.15 Wyoming*	TBA
N.22 Utah State*	7:30 p.m. PT
N.29 at San Jose State*	TBA

Boise State (1-1, 0-0 MW)

A.28 at South Florida	L, 7-34
S.5 Eastern Washington	W, 51-14
S.20 at Air Force*	5 p.m. MT
S.27 Appalachian State	TBA
O.4 at Notre Dame	3:30 p.m. ET
O.11 New Mexico*	TBA
O.18 UNLV*	TBA
O.24 at Nevada*	7 p.m. PT
N.1 Fresno State*	TBA
N.15 at San Diego State*	7:30 p.m. PT
N.22 Colorado State*	TBA
N.28 at Utah State*	2 p.m. MT

Washington State (2-1, 0-0 Pac-12)

A.30 Idaho	W, 13-10
S.6 San Diego State	W, 36-13
S.13 at North Texas	L, 10-59
S.20 Washington	4:30 p.m. or 5 p.m. PT
S.27 at Colorado State	5:30 p.m. MT
O.11 at Mississippi	11:45 a.m. CT
O.18 at Virginia	7:30 p.m. ET
O.25 Toledo	12:30 p.m. PT
N.1 at Oregon State*	5 p.m. PT
N.15 Louisiana Tech	7 p.m. PT
N.22 at James Madison	TBA
N.29 Oregon State*	3:30 p.m. PT

Colorado State (1-1, 0-0 MW)

A.30 at Washington	L, 21-38
S.6 Northern Colorado	W, 21-17
S.20 UTSA	7:30 p.m. MT
S.27 Washington State	5:30 p.m. MT
O.3 at San Diego State*	7:30 p.m. PT
O.10 Fresno State*	7 p.m. MT
O.18 Hawai'i*	5 p.m. MT
O.25 at Wyoming*	5:30 p.m. MT
N.8 UNLV*	TBA
N.15 at New Mexico*	1 p.m. MT
N.22 at Boise State*	TBA
N.28 Air Force*	TBA

Wyoming (2-1, 0-0 MW)

A.28 at Akron	W, 10-0
S.6 Northern Iowa	W, 31-7
S.13 Utah	L, 6-31
S.20 at Colorado	8:15 p.m. MT
O.4 UNLV*	5 p.m. MT
O.11 San Jose State*	5 p.m. MT
O.18 at Air Force*	1:30 p.m. MT
O.25 Colorado State*	5:30 p.m. MT
N.1 at San Diego State*	4 p.m. PT
N.15 at Fresno State*	TBA
N.22 Nevada*	Noon MT
N.29 at Hawai'i*	7 p.m. HT

San Jose State (0-2, 0-0 MW)

A.29 Central Michigan	L, 14-16
S.6 at Texas	L, 7-38
S.20 Idaho	2 p.m. PT
S.27 at Stanford	TBA
O.3 New Mexico*	7 p.m. PT
O.11 at Wyoming*	5 p.m. MT
O.17 at Utah State*	7 p.m. MT
N.1 Hawai'i*	7:30 p.m. PT
N.8 Air Force*	TBA
N.15 at Nevada*	12:30 p.m. PT
N.22 San Diego State*	TBA
N.29 Fresno State*	TBA

California (3-0, 0-0 ACC)

A.30 at Oregon State	W, 34-15
S.6 Texas Southern	W, 35-3
S.13 Minnesota	W, 27-14
S.20 at San Diego State	7:30 p.m. PT
S.27 at Boston College*	TBA
O.4 Duke*	TBA
O.17 North Carolina*	7:30 p.m. PT
O.24 at Virginia Tech*	7:30 p.m. ET
N.1 Virginia*	TBA
N.8 at Louisville*	TBA
N.22 at Stanford*	TBA
N.30 SMU*	TBA

Nevada (1-2, 0-0 MW)

A.30 at Penn State	L, 11-46
S.6 Sacramento State	W, 20-17
S.13 Middle Tennessee	L, 13-14
S.20 at Western Kentucky	4 p.m. CT
O.4 at Fresno State*	7:30 p.m. PT
O.11 San Diego State*	7:30 p.m. PT
O.18 at New Mexico*	TBA
O.24 Boise State*	7 p.m. PT
N.8 at Utah State*	5:30 p.m. MT
N.15 San Jose State*	12:30 p.m. PT
N.22 at Wyoming*	Noon MT
N.39 UNLV	6 p.m. PT

Hawai'i (3-1, 0-0 MW)

A.23 Stanford	W, 23-20
A.30 at Arizona	L, 6-40
S.6 Sam Houston	W, 37-20
S.13 Portland State	W, 23-3
S.20 Fresno State*	6 p.m. HT
S.27 at Air Force*	TBA
O.11 Utah State*	6 p.m. HT
O.18 at Colorado State*	4 p.m. MT
N.1 at San Jose State*	6:30 p.m. PT
N.8 San Diego State*	6 p.m. HT
N.21 at UNLV*	7:30 p.m. PT
N.29 Wyoming*	6 p.m. HT

New Mexico (2-1, 0-0 MW)

A.30 at Michigan	L, 17-34
S.6 Idaho State	W, 32-22
S.12 at UCLA	W, 35-10
S.27 New Mexico State	2 p.m. MT
O.3 at San Jose State*	7 p.m. PT
O.11 at Boise State*	TBA
O.18 Nevada*	TBA
O.25 Utah State*	1 p.m. MT
N.1 at UNLV*	12 p.m. PT
N.15 Colorado State*	1 p.m. MT
N.22 at Air Force*	5 p.m. MT
N.28 San Diego State*	1:30 p.m. MT

LEWIS' SITUATIONAL RECORD

Overall	28-41
at San Diego State	4-10
at Kent State	24-31
Home	18-11
San Diego, Calif.	3-4
Kent, Ohio	15-7
Road	9-28
at San Diego State	1-6
at Kent State	8-22
Neutral	1-2
Scoring 50+ Points	8-0
Scoring 40+ Points	14-1
Scoring 30+ Points	22-8
Scoring 20+ Points	28-24
Allowing 20- Points	21-31
Conference Games	20-22
MW Games	2-5
MAC Games	18-17
3-Points or Closer	7-6
7-Points or Closer	14-12

BOWL GAMES AS A COACH

Kent State

2021 Famous Idaho Potato Bowl

2019 Frisco Bowl

NATIONAL OFFENSIVE RANKS

At Colorado (offensive coordinator)**2023**

When Lewis was offensive coordinator:

- 6th in passing (330.0)

- 39th in scoring (32.1)

After Lewis was offensive coordinator:

- 59th in passing (224.0)

- 100th in scoring (20.3)

At Kent State (head coach/offensive coordinator)**2021**

- 3rd in rushing (248.6)

- 3rd in first downs (364)

- 4th in total offense (495.2)

- 30th in scoring (33.0)

2020

- 1st in scoring (49.8)

- 1st in total offense (606.5)

- 2nd in pass efficiency rating (191.2)

- 2nd in third down conversion percentage (56.1)

- 3rd in rushing (283.0)

- 3rd in fourth down conversion percentage (87.5)

- 10th in passing (323.5)

At Syracuse (co-offensive coordinator)**2017**

- 18th in passing (294.8)

- 23rd in total offense (456.3)

2016

- 11th in passing (321.3)

At Bowling Green (co-offensive coordinator)**2015**

- 4th in total offense (546.8)

- 6th in scoring (42.2)



SEAN LEWIS

First Season As San Diego State Head Coach (4-10)

7th Season Overall As Head Coach (28-41)

COACHING HIGHLIGHTS

- Has amassed 13 years of coaching experience at the collegiate level with stops at Nebraska Omaha (2008), Akron (2011), Eastern Illinois (2012-13), Bowling Green (2014-15), Syracuse (2016-17), Kent State (2018-22) and Colorado (2023) prior to coming to The Mesa.
- One of the most innovative minds in college football over the past decade, he's seen his offenses consistently rank among the nation's leaders at each of his last four stops including the nation's highest scoring offense and best total offense at Kent State during the 2020 season - 49.8 points per game and 606.5 yards per game.
- Led Kent State to their first two bowl games in program history, appearing in the 2019 Tropical Smoothie Cafe Frisco Bowl and 2021 Famous Idaho Potato Bowl. The 2019 Frisco Bowl was also the program's first ever bowl victory, topping Utah State 51-41.
- Excluding Power 5 games, Lewis owns a 28-25 record as a head coach.

OTHER COACHING EXPERIENCE

- Served as the offensive coordinator/quarterbacks coach at Colorado under head coach Deion Sanders in 2023. While serving as the offensive coordinator, the Buffaloes ranked sixth in passing (330.0) and 39th in scoring (32.1).
- In five seasons at the Kent State helm, Lewis transformed a moribund program into an offensive juggernaut, with his 2021 team setting school records for plays (1,052), total yards (6,907), rushing yards (3,482), passing yards (3,425) and first downs (362). That season, the Golden Flashes boasted the third-best rushing attack in the nation while ranking fourth in total offense (495.2) ultimately clinching their second postseason berth under Lewis in the Famous Idaho Potato Bowl.
- During a shortened 2020 season, Lewis guided the Golden Flashes to a 3-1 mark, securing the program's first back-to-back winning records since 1976-77. The FlashFAST offense was on full display in those four games, leading the nation in total offense (606.5) and scoring offense (49.75) as well as ranking second in pass efficiency (191.2) and third down conversion (56.1), third in rushing (283.0) and fourth down conversion percentage (87.5), and 10th in passing (323.5).
- Lewis' 2019 season was tied for the eighth-best improvement in FBS with five additional wins from the previous year, finishing with a 7-6 overall record.
- Under Lewis' tutelage, 28 Golden Flash players earned all-conference honors and a MAC Player of the Year with quarterback Dustin Crum garnering the award in 2021.
- Prior to Kent State, Lewis spent two seasons at Syracuse where his Orange offense set or tied over 40 school records in 2017 including passing yards in a season (3,855), while its 5,290 total yards of total offense ranked second in program history.
- With Lewis on staff as the co-offensive coordinator and quarterbacks coach, Bowling Green ranked fourth nationally in total offense (546.8) during the 2015 campaign while also ranking sixth in scoring offense (42.2 ppg).
- On an individual in 2015, Falcon quarterback, and current SDSU quarterbacks coach, Matt Johnson collected MAC Offensive Player of the Year honors after finishing second nationally in both passing yards (4,946) and touchdown passes (46).

PLAYING EXPERIENCE:

- Lewis played at Wisconsin under legendary head coach Barry Alvarez, competing at quarterback and tight end.
- He received a pair of Big Ten all-academic honors before graduating in 2007 with a degree in agricultural sciences.

PERSONAL:

- Lewis and his wife, Sarah, have been together since high school and have two children. Their son, Rory, is nine years old and daughter, Kiera, is five.

■ Sean Lewis Head Coaching Record

Year	Record	League	Finish	Home	Away	Neutral	Bowl Game
2018	Kent State	2-10	1-7	6th (East)	1-4	1-6	0-0
2019	Kent State	7-6	5-3	4th (East)	4-1	2-5	1-0
2020	Kent State	3-1	2-1	2nd (East)	2-0	1-1	0-0
2021	Kent State	7-7	6-2	1st (East)	5-0	2-5	0-2
2022	Kent State	5-7	4-4	5th (East)	3-2	2-5	0-0
KSU TOTALS	24-31	18-17		15-7	8-22	1-2	2 Bowl Appearances
2024	San Diego State	3-9	2-5	T-11th	2-4	1-5	0-0
2025	San Diego State	1-1	0-0		1-0	0-1	0-0
SDSU TOTALS	4-10	2-5		3-4	1-6	0-0	
OVERALL TOTALS	28-41	20-22		18-11	9-28	1-2	2 Bowl Appearances

AZTEC COACHING STAFF



Zac Barton

FIELD

Special Teams Coord./TEs, 2nd Year (Bloomsburg '06)

- In second season on The Mesa, joining Coach Lewis on Dec. 5, 2023.
- Spent 2023 at Kansas as a special team analyst, where the Jayhawks ranked seventh in FBS in special teams according to PFF.
- Worked alongside Coach Lewis at Kent State from 2018-22 as the special teams coordinator of the Golden Flashes.
- Also had coaching stops at Winona State (2007-09, 2012-17), Memphis (2011) and Nebraska Omaha (2010).



Rob Aurich

FIELD

Def. Coordinator/LBs, 2nd Year (Minnesota Duluth '10)

- In his first season as the defensive coordinator at SDSU and second year overall, joining the Aztec staff on Dec. 15, 2023.
- Spent two seasons at the University of Idaho, helping the Vandals to a No. 4 ranking and their first ever FCS postseason victory in 2023.
- Coached at South Dakota for four seasons (2018-21), mentoring 12 all-MVFC selections and two all-Americans.
- Started his coaching career at Bemidji State (2014-17). As the defensive coordinator for his final three seasons, the Beavers went 24-10 and featured a top-25 defense.



Matt Johnson

BOX

Off. Coordinator/QBs, 2nd Year (Bowling Green '16)

- In his first season as the offensive coordinator at SDSU and second year overall, joining the staff on Dec. 5, 2023.
- Played for Coach Lewis at Bowling Green and coached alongside him at both Syracuse and Kent State.
- Helped guide the KSU offense to school records and the program's first ever bowl victory at the Tropical Smoothie Cafe Frisco Bowl in 2019.
- Started at quarterback for three years at Bowling Green, earning 2015 MAC PotY honors.



Mike Schmidt

FIELD

Run Game Coordinator/OL, 11th Year (SDSU '08)

- Enters the second year of his second stint as a full-time staffer at SDSU, also coaching from 2012-20. Was also a GA from 2009-11.
- Coached at Syracuse and Mississippi State between stints.
- From 2012-19, Schmidt's offensive line helped the Aztecs to 10-straight bowl games and established it as one of the top rushing programs in the country, ranking top 25 in yards per carry, yards per game and touchdowns.
- A former walk-on at San Diego State from 2005-08, served as team captain as a senior.



Lanear Sampson

FIELD

Pass Game Coordinator/WRs, 2nd Year (Baylor '12)

- Is in his second season at SDSU, coming to SDSU on Dec. 11, 2023.
- Spent two seasons as a coordinator at Austin Peay. Helped lead the Governors to a perfect 6-0 mark in ASUN play in 2023.
- Has coaching stops at Syracuse (2021, 2016-17), Central Florida (2020), McNeese State (2019) and Missouri State (2018).
- Finished fifth on Baylor's all-time receptions list and 10th in receiving yards before going pro and playing with the Colts, Cowboys and Steelers.



Demetrius Sumler

FIELD

Def. Pass Game. Coord./CBs, 9th Year (Colorado '11)

- Was elevated to a full-time assistant coach in 2018 and then defensive pass game coordinator in Jan. 2025. Will work with the Aztec cornerbacks for the eighth straight year after spending two years as a GA.
- Has mentored nine all-MW selections and had three of his defensive backs make NFL teams following their time on The Mesa.
- Earned all-conference honors at Central Washington in 2012 as a running back following three years at Colorado.



Darian Hagan

FIELD

Running Backs, 2nd Year (Colorado '91)

- In his second season at San Diego State, coming over with Coach Lewis from Colorado on Dec. 6, 2023.
- Spent 20 seasons on the CU staff, including 13 non-consecutive seasons as the school's running backs coach.
- Played his collegiate career with the Buffaloes as well, winning the 1989 Sporting News Player of the Year Award and the 1990 National Championship.
- Starring at quarterback, became the sixth player in NCAA history to run and pass for over 1,000 yards in the same season.



David Lose

FIELD

Defensive Line, 2nd Year (Oregon State '04)

- Joined the Aztec coaching staff on Mar. 1, 2024.
- Coached two seasons (2022-23) at Idaho mentoring a defensive line that allowed just 306.8 yards of total offense, 14th best in all of FCS.
- Has also coached at Oregon State (2019-21), Portland State (2017-18), Washington State (2011-16) and Saint Paul College (2009-10).
- Played at Oregon State, starting 18 games and playing on the Beavers' co-PAC-12 title Fiesta Bowl championship team in 2001.




Roy Manning

FIELD

EDGES, 1st Year (Michigan '04)

- In his first season at SDSU, joining the staff in January 2025.
- Has nearly 15 years of coaching experience at seven different Power 5, where he coached in 11 bowl games and three conference championship game.
- Most recently served as OLB coach at USC (2022-23), preceded by stints at Oklahoma (2019-21), UCLA (2018), Washington State (2015-17), Michigan (2013-14) and Cincinnati (2012).



C.J. McGorisk

BOX

Safeties, 2nd Year (Michigan '16)

- In his second season at SDSU (joined staff on Dec. 15, 2023).
- Served as a defensive quality control coach at Washington, helping UW earn a CFP berth as the No. 2 seed and PAC-12 Champions.
- Has also coached at Indiana, Wake Forest, Fresno State and his alma mater, Michigan.
- Has helped mentor nine all-conference recipients in his young coaching career, and coached in three bowl games and two conference championship games.

SAN DIEGO STATE ROSTER

* Granted a medical redshirt waiver for previous season earning a year of eligibility.

^ Utilizing extra year of eligibility offered by the NCAA due to junior college ruling.

Alphabetical			Numerical							
No.	Name	Pos.	No.	Name	Pos.	Ht.	Wt.	Yr.	Exp.	Hometown (High School/College)
13	• Acevedo, Nathan	WR	0	Bryce Phillips^	CB	6-0	195	Sr.	1L	Long Beach, Calif. (La Habra High/Tennessee State)
19	Adams, Seth	TE	1	Chris Johnson	CB	6-0	195	Sr.	3L	Eastvale, Calif. (Eleanor Roosevelt High)
67	Afalava, Tuimalu	DL	2	Jordan Napier	WR	6-2	205	So.	1L	Fontana, Calif. (Jurupa Hills High)
89	• Alvarez, Jacob	TE	2	Trey White	EDGE	6-2	255	Jr.	2L	San Diego, Calif. (Eastlake High)
96	Ames, Marlon	DL	4	Jayden Denegal	QB	6-5	230	Jr.	TR	Apple Valley, Calif. (Apple Valley High/Michigan)
38	Amituanai, Lucan	EDGE	5	Bert Emanuel Jr.	QB	6-3	230	Jr.	TR	Houston, Texas (Ridge Point High/Central Michigan)
42	Anderson, Brady	LB	6	Eric Butler	S	6-2	195	Sr.	3L	Corona, Calif. (Centennial High)
31	Badie, Jared	EDGE	7	Lucky Sutton	RB	6-1	225	Jr.	SQ	San Diego, Calif. (Cathedral Catholic High)
79	Baker, Mason	OL	9	Dalesean Staley	S	6-1	190	Jr.	1L	Kansas City, Mo. (Blue Springs High/Northern Iowa)
18	• Ban, Arthur	TE	10	Ryan Henderson	EDGE	6-3	250	Jr.	2L	Las Vegas, Nev. (Canyon Springs High)
90	Benjamin, Sam	DL	10	Parker Threatt	WR	6-1	200	Fr.	RS	San Jose, Calif. (Bellarmine College Prep)
69	Bleszynski, Alex	OL	11	Gabriel Plascencia	K	6-0	245	Sr.	1L	Oakland, Calif. (Bishop O'Dowd High/College of San Mateo)
78	Borjon, Joe	OL	11	Mikey Welsh	WR	5-9	170	Jr.	1L	Servite, Calif. (Servite High)
17	• Bostick, Jacob	WR	12	Owen Chambliss	LB	6-3	230	So.	1L	Corona, Calif. (Centennial High/Utah)
14	• Brown, Donovan	WR	12	Kyle Crum	QB	6-3	195	Jr.	SQ	Norco, Calif. (Norco High)
6	Butler, Eric	S	13	Nathan Acevedo	WR	5-10	170	Jr.	TR	San Diego, Calif. (Lincoln High/Fresno State)
23	Buxton, Isaiah	CB	13	Prince Williams	CB	6-2	195	Fr.	RS	Westlake Village, Calif. (Oaks Christian High)
43	Cardwell, Braylon	CB	14	Donovan Brown	WR	6-2	180	Jr.	TR	Montgomery Village, Md. (Quince Orchard High/Monroe Univ.)
21	• Cardwell Jr., Byron	RB	14	Jatavious Magee	S	6-1	205	Sr.	3L	Federal Way, Wash. (Federal Way High)
12	Chambliss, Owen	LB	15	Jackson Ford	TE	6-6	250	So.	TR	Melissa, Texas (Melissa High/Tulsa)
50	Chavez, Tyson	LS	15	Xavier Hamlett	CB	5-9	175	Sr.	1L	San Diego, Calif. (Lincoln High/Grossmont College)
16	• Cianfrini, Will	WR	16	Will Cianfrini	WR	6-4	190	Fr.	RS	Galveston, Texas (Carlsbad High (Calif.))
54	Clay, Krishna	DL	16	Jelani Whitmore	CB	6-0	185	Sr.	2L	Rialto, Calif. (Carter High)
18	• Clegg, Nick	K	17	Jacob Bostick	WR	6-3	190	Jr.	TR	Palatine Ill. (Palatine High/Texas A&M)
91	Comier, Amari	DL	17	Deshawn McQuin*	S	6-0	195	Sr.	2L	Jacksonville, Texas (Jacksonville High/TCU)
36	• Cornelius, Kodi	TE	18	Arthur Ban	TE	6-5	240	Fr.	RS	Vancouver, Wash. (Evergreen High)
24	Cox, Josiah	S	18	Nick Clegg	K	6-1	175	Fr.	RS	Gilbert, Ariz. (Williams Field High)
68	Craft Jr., Delon	OL	19	Seth Adams	TE	6-2	260	Sr.	TR	Dawsonville, Ga. (Dawson County High/Southeastern Louisiana)
12	• Crum, Kyle	QB	20	Myles Kitt-Denton	WR	5-11	195	Sr.	TR	Pearland, Texas (Dawson High/Northwestern State)
48	Davis, Kainoa	DL	20	Jelani McLaughlin	S	6-0	205	So.	1L	San Jacinto, Calif. (Citrus Valley High)
4	Denegal, Jayden	QB	21	Byron Cardwell Jr.	RB	6-0	220	Sr.	TR	San Diego, Calif. (Morse High/California)
89	• Dorje, Tashi	P	21	Tano Letuli	LB	6-2	240	Jr.	1L	San Diego, Calif. (Cathedral Catholic High/Army)
61	Duarte, Chase	OL	22	Max Garrison	S	5-10	195	Jr.	2L	Pasadena, Calif. (St. Francis HS)
97	Dupuy, Sidney	DL	23	Isaiah Buxton	CB	6-0	180	Fr.	RS	San Diego, Calif. (Mater Dei High)
76	Ellis, Kalan	OL	23	Christian Washington	RB	5-10	205	Jr.	TR	San Diego, Calif. (Helix High/Coastal Carolina)
5	Emanuel Jr., Bert	QB	24	Josiah Cox	S	6-1	197	Jr.	TR	San Diego, Calif. (Lincoln High/New Mexico State)
46	Eyafe, Oberhiri	S	26	Dwayne McDougle	S	5-11	208	Jr.	TR	Oakland, Calif. (McClymonds High/Idaho)
55	Finau, Malachi	DL	27	Brian Pierce Jr.	WR	5-10	180	Sr.	TR	Richmond, Calif. (Pittsburg High/College of San Mateo)
72	Fincher, Dallas	OL	29	Josh Hunter	S	5-9	180	Jr.	2L	Temecula, Calif. (Mater Dei High)
15	• Ford, Jackson	TE	29	Jordin Thomas	RB	5-8	205	Fr.	HS	Tracy, Calif. (Lincoln High)
57	Fuimaono, Saipale	OL	30	JP Mialovski	QB	6-2	205	Fr.	HS	Long Beach, Calif. (Milliken High)
22	• Garrison, Max	S	30	Jeremiah Tuileila	LB	6-3	255	Fr.	HS	Sacramento, Calif. (Grant Union High)
93	Green, Hunter	P	31	Jared Badie	EDGE	6-3	225	Jr.	SQ	Aurora, Ill. (Oswego East High/Illinois)
35	Haines, Hunter	S	32	Tanner Williams	LB	6-1	225	Fr.	RS	Orange, Calif. (Mater Dei High/Utah State)
15	• Hamlett, Xavier	CB	33	Brady Nassor	EDGE	6-5	255	Jr.	2L	Pleasanton, Calif. (Amador Valley High)
34	Harrington, Dean	LB	34	Dean Harrington	LB	6-2	227	Fr.	RS	Thousand Oaks, Calif. (Thousand Oaks High)
73	Hastings, Anthony	OL	35	Hunter Haines	S	6-2	205	Fr.	TR	West Linn, Ore. (West Linn High/Washington State)
82	Hawkins, Jaylon	WR	36	Kodi Cornelius	TE	6-0	300	Fr.	RS	Petaluma, Calif. (Casa Grande High)
10	Henderson, Ryan	EDGE	36	Kaimana Tufaga	S	6-0	200	Fr.	HS	Whittier, Calif. (La Serna High)
45	Herman, DJ	LB	37	Chase Shumate	S	5-11	190	Fr.	HS	Detroit, Mich. (Mountain Pointe High (Ariz.))
39	Herranen, Eemil	P	38	Lucan Amituanai	EDGE	6-4	240	Fr.	HS	Sacramento, Calif. (Elk Grove High)
29	• Hunter, Josh	S	39	Eemil Herranen	P	6-2	210	Jr.	RS	Helsinki, Finland (Del Norte High/Northern Arizona)
47	Irons, Connor	TE	40	Cincere Rhaney	RB	5-9	205	Fr.	RS	Gardena, Calif. (Junipero Serra High)
1	Johnson, Chris	CB	40	Charlie Stewart	EDGE	6-1	230	Sr.	SQ	Los Angeles, Calif. (St. Francis High/Glendale Community College)
70	Jones, Christian	OL	41	Draiden Trudeau	QB	6-0	190	Fr.	HS	Mission Viejo, Calif. (Mission Viejo High)
71	Kannike, Bayo	OL	41	Mister Williams	LB	6-1	245	Sr.	TR	Canoga Park, Calif. (Oaks Christian High/Incarinate Word)
53	Kassim, Ikbahl	OL	42	Brady Anderson	LB	6-2	230	Sr.	3L	Bakersfield, Calif. (Liberty High)
52	Kendricks, Jayden	LB	43	Braylon Cardwell	CB	6-1	190	Fr.	HS	Spring Valley, Calif. (Mount Miguel High)
44	King, Niles	EDGE	44	Niles King	EDGE	6-6	260	Sr.	TR	Southfield, Mich. (West Bloomfield High/Grand Valley State)
20	• Kitt-Denton, Myles	WR	45	DJ Herman	LB	6-2	240	Sr.	3L	Las Vegas, Nev. (Bishop Gorman High)
21	• Letuli, Tano	LB	46	Oberhiri Eyafe	S	6-3	205	Fr.	TR	Andover, Minn. (Andover High/Minnesota)
95	Lua, Jack	TE	47	Connor Irons	TE	6-7	245	Fr.	TR	Fullerton, Calif. (Sunny Hills High/Air Force)
14	• Magee, Jatavious	S	48	Kainoa Davis	DL	6-1	275	Fr.	TR	Temecula, Calif. (Mater Dei High/Charlotte)
98	Martinson, Tatuo	DL	50	Tyson Chavez	LS	6-2	230	Jr.	SQ	San Marcos, Calif. (Mission Hills High)
77	May, Cam	OL	52	Jayden Kendricks	LB	6-2	225	Jr.	SQ	Chula Vista, Calif. (Eastlake High)
85	McClure, Jerry	WR	53	Ikbahl Kassim	OL	6-2	315	Fr.	HS	Corona, Calif. (Centennial High)
17	McQuin, Deshawn	S	54	Krishna Clay	DL	6-2	295	Jr.	1L	Vacaville, Calif. (Wood High/College of San Mateo)
26	McDougle, Dwayne	S	55	Malachi Finau	DL	6-1	295	Jr.	TR	Los Angeles, Calif. (St. John Bosco High/Hawai'i)
20	• McLaughlin, Jelani	S	56	August Salvati	DL	6-3	245	Jr.	TR	Clearwater, Fla. (Clearwater High/Florida Atlantic)
30	• Mialovski, JP	QB	57	Saipale Fuimaono	OL	6-4	300	Sr.	1L	Auto, American Samoa (Fagaitua High/Allan Hancock College)

* Granted a medical redshirt waiver for previous season earning a year of eligibility.

^ Utilizing extra year of eligibility offered by the NCAA due to junior college ruling.

Numerical

No.	Name	Pos.	Ht.	Wt.	Yr.	Exp.	Hometown (High School/College)
58	Etene Pritchard	LB	6-1	200	Fr.	HS	Pittsburg, Calif. (Pittsburg High)
60	Connor Paulson	LS	5-11	205	Fr.	RS	Danville, Calif. (San Ramon Valley High)
61	Chase Duarte	OL	6-5	305	Fr.	HS	Concord, Calif. (Clayton Valley Charter High)
62	Ashdon Wnetrzak	OL	6-8	335	Fr.	HS	Los Angeles, Calif. (Sierra Canyon High)
63	Ross Ulugalu-Maseuli	OL	6-4	335	Sr.	3L	San Diego, Calif. (Mater Dei High)
64	Luke Williams	LS	6-0	220	Jr.	TR	Chino Hills, Calif. (Ayala High/College of San Mateo)
67	Tiumala Afalava	DL	6-2	285	So.	SQ	Baldwin Park, Calif. (Bishop Amat High/California)
68	Delon Craft Jr.	OL	6-5	290	Fr.	HS	Richmond, Calif. (Salesian College Preparatory)
69	Alex Bleszynski	OL	6-2	295	Fr.	HS	Santa Ana, Calif. (Mater Dei High)
70	Christian Jones	OL	6-9	335	Sr.	3L	San Luis Obispo, Calif. (San Luis Obispo High)
71	Bayo Kannike	OL	6-4	340	Sr.	TR	Los Angeles, Calif. (Eleanor Roosevelt High/Utah Tech)
72	Dallas Fincher	OL	6-4	310	Sr.	TR	Grand Rapids, Mich. (Kentwood High/Michigan State)
73	Anthony Hastings	OL	6-3	280	Fr.	HS	Newport Beach, Calif. (Corona Del Mar High)
75	Michael Leville Watkins	OL	6-2	310	Fr.	TR	Glendale, Ariz. (Apollo High/Washington)
76	Kalan Ellis	OL	6-5	350	Jr.	TR	Waimanalo, Hawaii (St. Louis School/Syracuse)
77	Cam May	OL	6-7	310	Jr.	TR	Detroit, Mich. (Southeastern High/Howard)
78	Joe Borjon	OL	6-8	338	Sr.	SQ	La Puente, Calif. (Nogales High/Arizona)
79	Mason Baker	OL	6-7	380	So.	TR	Modesto, Calif. (Big Valley High/American River College)
81	Tim Netane	WR	6-5	220	Sr.	SQ	San Mateo, Calif. (Saint Francis High/College of San Mateo)
82	Jaylon Hawkins	WR	6-0	175	Fr.	HS	Argyle, Texas (Liberty Christian High)
84	Ben Scolari	WR	6-2	195	Fr.	RS	Reno, Nev. (Bishop Manogue High)
85	Jerry McClure	WR	6-1	205	So.	SQ	Coronado, Calif. (Mater Dei High/UCLA)
87	Marcus Mozer	WR	6-3	205	Fr.	HS	Fort Collins, Colo. (Fossil Ridge High)
88	Ryan Wolfer	TE	6-5	235	Fr.	RS	Peoria, Ariz. (Liberty High)
89	Jacob Alvarez	TE	6-3	260	Fr.	HS	Murrieta, Calif. (Murrieta Valley High)
89	Tashi Dorje	P	6-2	205	Jr.	TR	Brentwood, Calif. (Liberty High/College of San Mateo)
90	Sam Benjamin	DL	6-4	290	Sr.	1L	Oro Valley, Ariz. (Ironwood Ridge High/Arizona State)
91	Amari Comier	DL	6-2	295	Jr.	TR	East Oakland, Calif. (Clayton Valley High/Diablo Valley College)
92	De'yhare Overstreet-Glover	WR	5-9	165	Jr.	TR	San Diego, Calif. (Mater Dei Catholic High/Snow College)
93	Hunter Green	P	6-4	225	Jr.	TR	Redmond, Wash. (Lake Washington High/Northern Colorado)
94	Teivis Tuioti	DL	6-4	295	Sr.	1L	Laie, Hawaii (Southeast High (Neb.)/Colorado State)
95	Jack Lua	TE	6-5	240	Fr.	HS	Eastvale, Calif. (Eleanor Roosevelt High)
96	Marlon Ames	DL	6-2	208	Fr.	HS	Lakeside, Calif. (El Capitan High)
97	Sidney Dupuy	DL	6-5	275	Fr.	HS	San Diego, Calif. (Cathedral Catholic High)
98	^Tatuo Martinson	DL	6-1	300	Sr.	TR	Loomis, Calif. (Del Oro High/UNLV)
99	Brian Townsend Jr.	EDGE	6-4	240	Fr.	HS	Las Vegas, Nev. (Arbor View High)

Alphabetical

No.	Name	Pos.
87	Mozer, Marcus	WR
2	Napier, Jordan	WR
33	Nassar, Brady	EDGE
81	Netane, Tim	WR
92	Overstreet-Glover, De'yhare	WR
0	Phillips, Bryce	CB
11	Plascencia, Gabriel	K
60	Paulson, Connor	LS
27	Pierce Jr., Brian	WR
58	Pritchard, Etene	LB
40	Rhane, Cincere	RB
56	Salvati, August	DL
84	Scolari, Ben	WR
37	Shumate, Chase	S
9	Staley, Dalesean	S
40	Stewart, Charlie	EDGE
7	Sutton, Lucky	RB
29	Thomas, Jordin	RB
10	Threatt, Parker	WR
99	Townsend Jr., Brian	EDGE
41	Trudeau, Draiden	QB
36	Tufaga, Kaimana	S
30	Tuileila, Jeremiah	LB
94	Tuioti, Teivis	DL
63	Ulugalu-Maseuli, Ross	OL
23	Washington, Christian	RB
75	Watkins, Michael Leville	OL
11	Welsh, Mikey	WR
2	White, Trey	EDGE
16	Whitmore, Jelani	CB
64	Williams, Luke	LS
41	Williams, Mister	LB
13	Williams, Prince	S
32	Williams, Tanner	LB
62	Wnetrzak, Ashdon	OL
88	Wolfer, Ryan	TE
* - Duplicate Number		

COACHING STAFF

Sean Lewis (Wisconsin '07), Head Coach, 2nd season; **Zac Barton** (Bloomsburg Univ. '06, Winona State '09), Associate Head Coach/Special Teams Coordinator, 2nd season; **Rob Aurich** (Minnesota Duluth '10, Bemidji State '15) Defensive Coordinator/Linebackers, 1st season as DC/2nd season overall; **Matt Johnson** (Bowling Green '16) Offensive Coordinator/Quarterbacks, 1st season as OC/2nd season overall; **Laneer Sampson** (Baylor '12, Syracuse '18) Off. Pass Game Coordinator/Wide Receivers, 2nd season; **Mike Schmidt** (San Diego State '09), Run Game Coordinator/Offensive Line, 1st season in second stint/12th season overall at SDSU; **Demetrius Sumler** (Colorado '11), Def. Pass Game Coordinator/Cornerbacks, 1st season as coord./8th season as CB Coach/10th overall; **Darian Hagan** (Colorado '96) Running Backs, 2nd season; **David Lose** (Oregon State '04, Washington State '14) Defensive Line, 2nd season; **Roy Manning** (Michigan (Michigan '04), EDGEs, 1st season; **C.J. McGorisk** (Michigan '16) Safeties, 2nd season; **Ryan Lindley** (San Diego State '11) Senior Offensive Analyst, 2nd season/4th season overall at SDSU; **Tyler Sutton** (Redlands '08), Defensive Analyst, 1st season; **Tahj Capehart** (Arizona '20) Graduate Assistant, 2nd season/3rd season overall at SDSU; **Jayden Dawson** (Idaho State '21) Graduate Assistant, 2nd season; **Parker Houston** (San Diego State '19) Graduate Assistant, 3rd season; **Kyle Moretti** (San Diego State '24) Graduate Assistant, 1st season; **Ruben Pena** (Hawaii '15), Assistant AD/Football Chief of Staff, 1st season/8th overall at SDSU; **Jeff Sobol** (Eastern Illinois '08) Head of Football Performance, 2nd season; **Chris Gordert** (San Diego State '12) Assistant Strength and Condition Coach, 1st season.

PRONUNCIATION GUIDE

No. 9 Dalesean Staley	dayl-shawn
No. 17 Deshawn McCuin	mc-queue-en
No. 21 Tano Letuli	taw-no leh-tool-ee
No. 30 JP Mialovski	mee-uh-lawv-skee
No. 30 Jeremiah Tuileila	too-ee-lay-la
No. 31 Jared Badie	bay-dee
No. 36 Kaimana Tufaga	kai-uh-mawn-uh too-fong-uh
No. 38 Luca Amituanai	lew-can aw-mih-too-awn-eye
No. 39 Emil Herranen	emmil her-ran-en
No. 46 Oberhiri Eyate	oh-ber-reer-ee ee-i-fay
No. 48 Kainola Davis	kuh-no-uh

No. 53 Ikbalh Kassim	ick-ball kuh-sim
No. 56 August Salvati	sal-yaw-tee
No. 57 Saipale Fuimaono	psy-paul-eh twee-maw-oh-know
No. 58 Etene Pritchard	ee-tee-in
No. 62 Ashdon Wnetrzak	when-trick
No. 63 Ross Ulugalu-Maseuli	oo-loo-gaw-loo mah-say-oo-lee
No. 67 Tiumala Afalava	tee-u-mah-loo off-ah-lava
No. 71 Bayo Kannike	bye-oh cah-neek-ee
No. 76 Kalan Ellis	kay-len
No. 78 Joe Borjon	bore-zhon
No. 81 Tim Netane	knee-tawn-ee

No. 89 Tashi Dorje	taw-she dor-jee
No. 91 Amari Comier	co-mee-ay
No. 94 Teivis Tuioti	tay-viss too-ee-oh-tee
No. 97 Sidney Dupuy	doo-poy

Laneer Sampson	luh-near
Rob Aurich	OAR-itch
David Lose	low-say

SDSU TWO-DEEP vs. CALIFORNIA

^ Utilizing extra year of eligibility offered by the NCAA due to COVID-19; **Players in red** are returning starters from the 2024 season. Underlined players are newcomers or freshmen who redshirted last year.

OFFENSE

LEFT TACKLE (LT)	GP	GS
70 Christian Jones, 6-9, 330, Sr.***	39	20
<u>77 Cam May, 6-7, 310, Jr.-TR</u>	<u>22</u>	<u>11</u>

LEFT GUARD (LG)	GP	GS
<u>76 Kalan Ellis, 6-5, 350, Jr.-TR</u>	<u>23</u>	<u>16</u>
<u>57 Saipale Fuimaono, 6-4, 300, Sr.*</u>	<u>9</u>	<u>1</u>

CENTER (C)	GP	GS
63 Ross Ulugalu-Maseuli, 6-4, 320, Sr.***	33	30
<u>75 Michael Levell Watkins, 6-2, 310, Fr.-RS-TR</u>	<u>2</u>	<u>0</u>

RIGHT GUARD (RG)	GP	GS
<u>71 Bayo Kannike, 6-6, 300, Sr.-TR</u>	<u>40</u>	<u>32</u>
<u>61 Chase Duarte, 6-5, 305, Fr.-HS</u>	<u>1</u>	<u>0</u>

RIGHT TACKLE (RT)	GP	GS
<u>78 Joe Borjon, 6-8, 338, Sr.-SQ</u>	<u>9</u>	<u>6</u>
<u>77 Cam May, 6-7, 310, Jr.-TR</u>	<u>22</u>	<u>11</u>

TIGHT END (TE)	GP	GS
<u>19 Seth Adams, 6-2, 260, Sr.-TR</u>	<u>32</u>	<u>22</u>
<u>18 Arthur Ban, 6-5, 240, Fr.-RS</u>	<u>2</u>	<u>0</u>
or 15 Jackson Ford, 6-6, 250, So.-TR	11	0
or 88 Ryan Wolfer, 6-5, 235, Fr.-RS	2	0

QUARTERBACK (QB)	GP	GS
<u>4 Jayden Denegal, 6-5, 230, Jr.-TR</u>	<u>9</u>	<u>2</u>
<u>5 Bert Emanuel Jr., 6-3, 230, Jr.-TR</u>	<u>15</u>	<u>4</u>

RUNNING BACK (RB)	GP	GS
<u>7 Lucky Sutton, 6-1, 225, Jr.-SQ</u>	<u>11</u>	<u>2</u>
<u>21 Byron Cardwell Jr., 6-0, 220, Sr.-TR</u>	<u>20</u>	<u>0</u>
<u>23 Christian Washington, 5-10, 205, Jr.-TR</u>	<u>25</u>	<u>6</u>

WIDE RECEIVER (SLOT)	GP	GS
<u>2 Jordan Napier, 6-2, 205, So.*</u>	<u>18</u>	<u>3</u>
<u>11 Mikey Welsh, 5-9, 170, Jr.*</u>	<u>10</u>	<u>0</u>
or 13 Nathan Acevedo, 5-10, 170, Jr.-TR	8	0

WIDE RECEIVER (OUTSIDE)	GP	GS
<u>14 Donovan Brown, 6-2, 180, Jr.-TR</u>	<u>20</u>	<u>6</u>
<u>85 Jerry McClure, 6-1, 205, So.-SQ</u>	<u>7</u>	<u>0</u>

WIDE RECEIVER (3)	GP	GS
<u>17 Jacob Bostick, 6-3, 190, Jr.-TR</u>	<u>19</u>	<u>2</u>
<u>20 Myles Kitt-Denton, 5-11, 195, Sr.-TR</u>	<u>36</u>	<u>11</u>

SPECIAL TEAMS

PUNTER (P)	GP	GS
<u>93 Hunter Green, 6-4, 225, Jr.</u>	<u>28</u>	<u>24</u>
<u>89 Tashi Dorje, 6-2, 205, Jr.-TR</u>	<u>0</u>	<u>0</u>

PLACEKICKER (PK)	GP	GS
46 Gabriel Plascencia, 6-0, 245, Sr.*	16	12
<u>18 Nick Clegg, 6-1, 175, Fr.-RS</u>	<u>1</u>	<u>0</u>

KICKOFFS (KO)	GP	GS
46 Gabriel Plascencia, 6-0, 245, Sr.*	16	14
<u>18 Nick Clegg, 6-1, 175, Fr.-RS</u>	<u>1</u>	<u>0</u>

HOLDER (H)	GP	GS
<u>39 Eemil Herranen, 6-4, 210, Jr.-RS</u>	<u>24</u>	<u>17</u>
<u>89 Tashi Dorje, 6-2, 205, Jr.-TR</u>	<u>0</u>	<u>0</u>

DEFENSE

FIELD EDGE (EDGE)	GP	GS
33 Brady Nassar, 6-5, 255, Jr.**	24	10
<u>44 Niles King, 6-6, 260, Sr.-TR</u>	<u>36</u>	<u>14</u>

NOSE TACKLE (NT)	GP	GS
<u>90 Sam Benjamin, 6-5, 290, Sr.*</u>	<u>22</u>	<u>6</u>
94 Teivis Tuoti, 6-4, 295, Sr.*	29	6

DEFENSIVE TACKLE (DT)	GP	GS
<u>55 Malachi Finau, 6-1, 295, Jr.-TR</u>	<u>23</u>	<u>3</u>
54 Krishna Clay, 6-2, 295, Jr.*	14	12

RUSH EDGE (EDGE)	GP	GS
2 Trey White, 6-2, 255, Jr.**	29	15
<u>10 Ryan Henderson, 6-3, 250, Jr.**</u>	<u>23</u>	<u>1</u>

"WEAKSIDE" LINEBACKER (WILL)	GP	GS
12 Owen Chambliss, 6-3, 230, So.*	13	9
<u>42 Brady Anderson, 6-2, 230, Sr.***</u>	<u>37</u>	<u>1</u>

"MIKE" LINEBACKER (MLB)	GP	GS
21 Tano Letuli, 6-2, 240, Jr.*	23	12
<u>41 Mister Williams, 6-0, 245, Sr.-TR</u>	<u>46</u>	<u>17</u>
or 45 DJ Herman, 6-2, 240, Sr.***	38	2

"SAM" (SAFETY)	GP	GS
6 Eric Butler, 6-2, 195, Sr.***	37	13
<u>24 Josiah Cox, 6-1, 197, Jr.-TR</u>	<u>22</u>	<u>1</u>

LEFT CORNERBACK (LCB)	GP	GS
1 Chris Johnson, 6-0, 195, Sr.***	38	14
<u>13 Prince Williams, 6-2, 195, Fr.-RS</u>	<u>5</u>	<u>0</u>
or 17 Deshawn McCuin, 6-0, 195, Sr.***^	46	10

BULLET (SS)	GP	GS
9 Dalesean Staley, 6-1, 190, Jr.*	27	23
<u>20 Jelani McLaughlin, 6-0, 205, So.*</u>	<u>14</u>	<u>0</u>

FREE SAFETY	GP	GS
<u>26 Dwayne McDougale, 5-11, 208, Jr.-TR</u>	<u>29</u>	<u>10</u>
or 17 Deshawn McCuin, 6-0, 195, Sr.***^	46	10

RIGHT CORNERBACK (RCB)	GP	GS
0 Bryce Phillips, 6-0, 195, Sr.*	36	36
<u>23 Isaiah Buxton, 6-0, 180, Fr.-RS</u>	<u>2</u>	<u>0</u>
or 6 Eric Butler, 6-2, 195, Sr.***	37	13

LONG SNAPPER (LS)	GP	GS
<u>50 Tyson Chavez, 6-2, 230, Jr.-SQ</u>	<u>3</u>	<u>2</u>
<u>64 Luke Williams, 6-0, 220, Jr.-TR</u>	<u>0</u>	<u>0</u>

KICKOFF RETURNS (KOR)	GP	GS
<u>2 Jordan Napier, 6-2, 205, So.*</u>	<u>18</u>	<u>3</u>
<u>23 Christian Washington, 5-10, 205, Jr.-TR</u>	<u>25</u>	<u>14</u>

PUNT RETURNS (PR)	GP	GS
<u>2 Jordan Napier, 6-2, 205, So.*</u>	<u>18</u>	<u>2</u>
or 14 Donovan Brown, 6-2, 180, Jr.-TR	20	1
or 6 Eric Butler, 6-2, 195, Sr.***	37	0

START CHART (OFF./DEF.)

Offense	2025	Streak	Career
Bayo Kannike, OL	2	2	32
Ross Ulugalu-Maseuli, OL	2	14	30
Seth Adams, OL/TE	2	2	22
Christian Jones, OL	2	14	20
Kalan Ellis, OL	2	2	16
Cam May, OL	0	0	11
Myles Kitt-Denton, WR	0	0	11
Joe Borjon, OL	2	2	6
Donovan Brown, WR	2	2	6
Christian Washington, RB	0	0	6
Burt Emmanuel Jr., WR	0	0	4
Jordan Napier, WR	2	2	3
Jacob Bostick, WR	2	2	2
Jayden Denegal, QB	2	2	2
Lucky Sutton, RB	2	2	2
Dallas Fincher, OL	0	0	2
Saipale Fuimaono, OL	0	0	1

Defense	2025	Streak	Career
Bryce Phillips, CB	2	36	36
Dalesean Staley, S	2	9	23
Mister Williams, LB	0	0	17
Trey White, EDGE	2	15	15
Chris Johnson, CB	2	14	14
Niles King, EDGE	0	0	14
Eric Butler, S	2	11	13
Tano Letuli, LB	2	8	12
Krishna Clay, DL	0	0	12
Dwayne McDougale, S	2	9	10
Brady Nassar, DL	2	7	10
Deshawn McCuin, S	0	0	10
Owen Chambliss, LB	2	2	9
Teivis Tuoti, DL	0	0	7
Sam Benjamin, DL	2	2	6
Josh Hunter, S	0	0	5
Malachi Finau, DL	2	2	3
DJ Herman, LB	0	0	2
Josiah Cox, S	0	0	1
Ryan Henderson, EDGE	0	0	1
Brady Anderson, LB	0	0	1

Career Starts (Off/Def)	'20	'21	'22	'23	'24	'25	Total
Bryce Phillips, CB	-	-	11	11	12	2	36
Bayo Kannike, OL	RS	5	11	11	3	2	32
Ross Ulugalu-Maseuli, OL	-	RS	6	10	12	2	30
Dalesean Staley, S	-	-	RS	11	10	2	23
Seth Adams, OL/TE	7	10	0	0	3	2	22
Christian Jones, OL	-	RS	0	6	12	2	20
Mister Williams, LB	0	RS	0	3	14	0	17
Kalan Ellis, OL	-	5	9	0	-	2	16
Trey White, EDGE	-	-	RS	1	12	2	15
Chris Johnson, CB	-	-	0	0	12	2	14
Niles King, EDGE	-	RS	0	1	13	0	14
Eric Butler, S	-	-	0	0	11	2	13
Tano Letuli, LB	-	-	-	0	10	2	12
Krishna Clay, DL	-	-	-	-	12	0	12
Cam May, OL	-	-	0	0	11	0	11
Myles Kitt-Denton, WR	RS	0	0	1	10	0	11
Dwayne McDougale, S	-	-	RS	0	8	2	10
Brady Nassar, DL	-	-	-	0	8	2	10
Deshawn McCuin, S	0	1	0	2	7	0	10
Owen Chambliss, LB	-	-	-	RS	7	2	9
Sam Benjamin, DL	-	-	0	0	4	2	6
Donovan Brown, WR	-	-	RS	4	-	2	6
Joseph Borjon, OL	-	-	0	3	1	2	6
Teivis Tuoti, DL	RS	0	0	0	6	0	6
Christian Washington, RB	-	-	2	0	4	0	6
Josh Hunter, S	-	-	RS	5	0	0	5
Burt Emmanuel Jr., QB	-	-	1	3	0	0	4
Malachi Finau, DL	-	-	RS	0	1	2	3
Jordan Napier, WR	-	-	-	RS	1	2	3
Jayden Denegal, WR	-	-	RS	0	0	2	2
Jacob Bostick, WR	-	-	RS	0	0	2	2
Lucky Sutton, RB	-	-	RS	0	0	2	2
Dallas Fincher, OL	RS	0	0	2	0	-	2
DJ Herman, LB	-	-	0	0	2	0	2
Josiah Cox, S	-	-	-	0	1	0	1
Ryan Henderson, EDGE	-	-	-	0	1	0	1
Saipale Fuimaono, OL	-	-	-	-	1	0	1
Brady Anderson, LB	-	0	RS	1	0	0	1

See starter notes on pg. 11

Game 1

STONY BROOK	0	0	0	0	-	0
SAN DIEGO STATE	14	6	8	14	-	42

Aug. 28 | Snapdragon Stadium | San Diego, Calif. | 7:02 p.m. PT | Attendance: 20,624



TEAM STATISTICS

	SB	SDSU
FIRST DOWNS	6	24
Rushing	3	14
Passing	1	9
Penalty	2	1
NET YARDS RUSHING	49	228
Rushing Attempts	28	54
Average Per Rush	1.8	4.2
Rushing Touchdowns	0	4
Yards Gained Rushing	75	231
Yards Lost Rushing	26	3
NET YARDS PASSING	46	236
Completions-Attempts-Int	9-25-0	16-29-0
Average Per Attempt	1.8	8.1
Average Per Completion	5.1	14.8
Passing Touchdowns	1	0
TOTAL OFFENSE YARDS	95	464
Total offense plays	53	83
Average Gain Per Play	1.8	5.6
Fumbles: Number-Lost	0-0	0-0
Penalties: Number-Yards	4-28	7-65
PUNTS-YARDS	10-419	4-209
Average Yards Per Punt	41.9	52.2
Net Yards Per Punt	33.0	42.2
Inside 20	1	0
50+ Yards	2	0
Touchbacks	2	0
Fair catch	2	1
KICKOFF-YARDS	1-65	8-516
Average Yards Per Kickoff	65.0	64.5
Net Yards Per Kickoff	40.0	41.1
Touchbacks	1	6
Fair Catch Yards	0	0
Punt returns: Number-Yards-TD	0-0-0	9-89-0
Average Per Return	0.0	9.9
Kickoff returns: Number-Yds-TD	2-35-0	0-0-0
Average Per Return	17.5	0.0
Interceptions: Number-Yds-TD	0-0-0	0-0-0
Fumble Returns: Number-Yds-TD	0-0-0	0-0-0
Miscellaneous Yards	0	0
Possession Time	22:35	37:25
1st Quarter	2:46	12:14
2nd Quarter	7:20	7:40
3rd Quarter	7:22	7:38
4th Quarter	5:07	9:53
Third-Down Conversions	2-15	9-19
Fourth-Down Conversions	1-2	3-4
Red-Zone Scores-Chances	0-0	6-6
Touchdowns	0	5
Field goals	0	1
Sacks By: Number-Yards	0-0	3-24
PAT Kicks	0-0	4-4
2Pts Conversions	0-0	1-1
Field Goals	0-0	2-2
Points off Turnover	0	0

▶▶ GAME NOTES

Big Notes

- San Diego State recorded its first shutout since beating Weber State, 6-0, on Aug. 31, 2019.
- The 42 points were the fourth-most points the Aztecs have scored in a shutout in their Division I history (since 1969).
- This was SDSU's fifth shutout in a season opener in its Division I history.
- The 42-point margin of victory was San Diego State's largest in a game since beating San Jose State by 45 points (52-7) on Nov. 4, 2017.
- The Aztecs snapped a six-game losing streak, their first since losing seven straight in the 2008 season.
- SDSU allowed just six first downs, tied for its second-fewest allowed in its DI history (Weber State, 5 on Aug. 31, 2019).
- San Diego State held a team below 100 total yards of offense for the fourth time in its DI history (also Sept. 19, 1970 at North Texas; Oct. 17, 1970 vs. San Jose State; Oct. 3, 2025 vs. Fresno State).
- The 1.79 yards allowed per play was the third-fewest allowed in the Aztecs' DI history.
- San Diego State improved to 58-2 over its last 60 games when rushing for at least 200 yards. The Aztecs have won 55 of its last 56 games when rushing for 200-plus yards and 16 straight contests.

Season-Opening Notes

- San Diego State improved to 56-42-5 all-time in season openers.
- The Aztecs improved to 48-17-4 in home season openers.
- SDSU improved to 28-8 when opening up its season at home in its Division I era.
- San Diego State has won 10 of its last 11 home season openers.
- The Aztecs won for the first time in their Division I history when starting their season on a Thursday. SDSU is now 1-4 when starting a season on a Thursday.

SDSU Rolls Past Stony Brook, 42-0, in 2025 Opener

SAN DIEGO -- San Diego State's Lucky Sutton rushed for a career-high 100 yards and scored two touchdowns on Thursday, lifting the Aztecs to a 42-0 romp over Stony Brook in the season opener for both teams at Snapdragon Stadium.

The Aztecs outgained the Seawolves 453-95 in total offense and used a swarming defense to help build an unsurmountable 20-0 advantage by halftime. SBU was unable to cross midfield until the fourth quarter, as the Scarlet and Black forced six three-and-outs for the night.

The victory marked SDSU's first shutout since a 6-0 shaving of Weber State at SDCCU Stadium on Aug. 31, 2019, and represented the team's first blanking at Snapdragon Stadium. In addition, the win marked the Aztecs' largest shutout margin since a 55-0 rout of Hawaii at home on Nov. 5, 2016.

Along with Sutton's production, starting quarterback Jayden Denegal completed 13-of-25 passes for 208 yards and one touchdown in his Scarlet and Black debut, connecting with nine different receivers.

Sutton set the tone for the contest, rushing for 41 yards on SDSU's opening possession, highlighted by a 20-yard scamper on fifth play from scrimmage. After a 16-yard completion from Denegal to Jackson Ford to the Seawolf 3, Sutton burst across the goal line from a yard out to give the host school a lead they would not relinquish.

After forcing a quick SBU punt, Denegal directed a 13-play, 75-yard drive, punctuated by a 25-yard scoring strike over the middle to a wide-open Jacob Bostick on a 3rd-and-12 situation.

Later in the second quarter, Gabriel Plascencia split the uprights from 42 and 35 yards out, respectively, extending his streak to 14 consecutive field goals.

Leading 20-0, the Aztecs turned the game into a blowout, as Sutton added his second touchdown with 1:40 remaining in the third quarter on a two-yard run to pay dirt. Previously, Denegal hit a streaking Donovan Brown with a 44-yard completion on the first play of the drive, putting SDSU in business at the Stony Brook 10. The Aztecs then flashed some razzle-dazzle with a two-point conversion, as DJ Herman connected with Brady Anderson in the left corner of the end zone.

Christian Washington displayed his talents in the fourth quarter, capping a 9-play, 61-yard advance with a 1-yard touchdown burst, increasing the SDSU advantage to 35-0. Earlier in the drive, Washington plowed through the right side of the Seawolf defense for 27 yards on a 2nd-and-13 play, while Nathan Acevedo put the Aztecs in the red zone on the ensuing snap with a 17-yard reception from backup quarterback Bert Emanuel Jr.

With the clock winding down, Parker Threatt closed out the scoring with a five-yard touchdown on sweep around left end to culminate an 8-play, 44-yard march, as backup placekicker Nick Clegg booted the extra point.

SDSU rushed for 228 yards on 53 carries, improving to 58-2 in its last 60 games when gaining 200 yards on the ground. Washington ran for 38 yards on seven attempts, while Brian Cardwell added 29 yards on seven rushes of his own.

Bostick finished with three catches for a game-high 56 yards to lead the Aztec receiving corps, while Brown, Sutton, Acevedo, Jerry McClure and Jordan Napier hauled in two receptions apiece.

Defensively, Owen Chambliss and Tano Letuli tied for team-high honors with five tackles apiece. Chambliss contributed a sack for one of his four solo stops, while Trey White (3 tackles) maintained the pressure with a pair of quarterback hurries.

>>SCORING SUMMARY

Qtr	Time	Team	Scoring Play	Plays-Yds TOP	Score
1st	7:39	SDSU	Sutton 10-yd run (PAT good)	13-75 7:21	7-0
1st	0:53	SDSU	Bostick 25-yd pass f/Denegal (PAT Good)	13-78 4:53	14-0
2nd	8:31	SDSU	Plascencia 42-yd field goal	5-45 1:35	17-3
2nd	1:09	SDSU	Plascencia 35-yd field goal	13-61 4:42	20-0
3rd	1:40	SDSU	Sutton 2-yd run (2-pt good)	5-54 1:33	28-0
4th	11:06	SDSU	Washington 1-yd run (PAT good)	9-61 3:54	35-0
4th	1:54	SDSU	Threatt 5-yd run (PAT good)	8-44 3:58	42-0

INDIVIDUAL STATISTICS

>>STONY BROOK

Rushing	Att	Yds	TD	Long	Avg
Dempster	13	49	0	13	3.8
Ragsdale	4	14	0	7	3.5
Carson	4	2	0	2	0.5
Zellous	5	-3	0	4	-0.6
Case	2	-13	0	0	-6.5
Totals	28	49	0	13	1.8

Passing	C-A-I	Yds	TD	Long	Sack
Zellous	5-15-0	21	0	5	1
Peace	4-10-0	25	0	17	2
Totals	9-25-0	46	0	17	3

Receiving	No.	Yds	TD	Long
Williams	3	26	0	17
Freeman	2	8	0	5
Dietz	2	8	0	4
Lamarre	1	4	0	4
Dempster	1	0	0	0
Totals	9	46	0	17

>>SAN DIEGO STATE

Rushing	Att	Yds	TD	Long	Avg
Sutton	23	100	2	17	4.3
Washington	7	38	1	27	5.4
Cardwell	7	28	0	14	4.0
Emanuel Jr.	4	23	0	10	5.8
Rhane	5	19	0	8	3.8
Denegal	7	15	0	9	2.1
Threatt	1	5	1	5	5.0
Totals	54	228	4	27	4.2

Passing	C-A-I	Yds	TD	Long	Sack
Denegal	13-25-0	207	1	44	0
Emanuel Jr.	3-4-0	29	0	17	0
Totals	16-29-0	236	1	44	0

Receiving	No.	Yds	TD	Long
Bostick	3	53	1	25
Napier	3	18	0	8
Brown	2	48	0	44
Acevedo	2	32	0	17
Welsh	1	44	0	44
Wolfer	1	18	0	18
Ford	1	16	0	16
McClure	1	8	0	8
Sutton	1	2	0	2
Kitt-Denton	1	-3	0	0
Totals	16	236	1	44

Game 2

SAN DIEGO STATE	7	0	6	0	-	13
WASHINGTON STATE	7	12	10	7	-	36

Sept. 6 | Martin Stadium | Pullman, Wash. | 7:25 p.m. PT | Attendance: 24,330



TEAM STATISTICS

	SDSU	WSU
FIRST DOWNS	10	19
Rushing	4	7
Passing	6	11
Penalty	0	1
NET YARDS RUSHING	82	139
Rushing Attempts	30	36
Average Per Rush	2.7	3.9
Rushing Touchdowns	1	1
Yards Gained Rushing	119	150
Yards Lost Rushing	37	11
NET YARDS PASSING	133	257
Completions-Attempts-Int	15-30-0	28-42-0
Average Per Attempt	4.4	6.1
Average Per Completion	8.9	9.2
Passing Touchdowns	1	4
TOTAL OFFENSE YARDS	215	396
Total offense plays	60	78
Average Gain Per Play	3.6	5.1
Fumbles: Number-Lost	0-0	0-0
Penalties: Number-Yards	6-38	8-55
PUNTS-YARDS	7-307	6-214
Average Yards Per Punt	43.9	40.2
Net Yards Per Punt	40.9	39.5
Inside 20	2	1
50+ Yards	2	1
Touchbacks	0	0
Fair catch	3	2
KICKOFF-YARDS	4-264	7-455
Average Yards Per Kickoff	66.0	65.0
Net Yards Per Kickoff	42.5	40
Touchbacks	2	7
Fair Catch Yards	0	0
Punt returns: Number-Yards-TD	1-4-0	3-21-0
Average Per Return	4.0	7.0
Kickoff returns: Number-Yds-TD	0-0-0	2-44-0
Average Per Return	0.0	22.0
Interceptions: Number-Yds-TD	0-0-0	0-0-0
Fumble Returns: Number-Yds-TD	0-0-0	0-0-0
Miscellaneous Yards	0	0
Possession Time	24:54	35:06
1st Quarter	6:28	8:32
2nd Quarter	6:23	8:37
3rd Quarter	7:39	7:21
4th Quarter	4:24	10:36
Third-Down Conversions	2-13	5-18
Fourth-Down Conversions	1-4	2-3
Red-Zone Scores-Chances	1-1	4-4
Touchdowns	2	4
Field goals	0	0
Sacks By: Number-Yards	0-0	3-35
PAT Kicks	1-1	4-4
2Pts Conversions	0-1	0-0
Field Goals	0-0	2-2
Points off Turnover	0	0

▶▶ GAME NOTES

Series Notes

- San Diego State fell to 1-3 all-time against Washington State.
- The Aztecs are now 0-1 at WSU, 0-1 in neutral games and 1-1 at home.

Team Notes

- San Diego State wore all-white jersey and pants for the first time since Sept. 28, 2013 at New Mexico State. The Aztecs played 149 games in between wearing their all-white combo.
- SDSU played on exactly nine days rest for the first time since Sept. 7, 2002 at Colorado.
- This was the first 36-13 score in San Diego State's Division I history (since 1969).
- The Aztecs played in their third consecutive turnover-free game, extending their record for the longest streak in their DI history.

Trends

- San Diego State did not score on its opening drive after doing so its previous two games (vs. Air Force in 2024 season finale and last week vs. Stony Brook).
- SDSU held its opponent scoreless on its opening drive. It's the second time this season in two games it has held its opponent scoreless on the first drive, ninth time in the last one-plus seasons (14 games), 25th time in 39 games since 2022, 37th time in 52 games since 2021 and 91st time since 2015 (128 games).
- San Diego State fell to 1-1 on the season and 4-3 under Sean Lewis when scoring first.
- The Aztecs allowed a first-quarter touchdown for just the 11th time in the last 23 games.
- SDSU has allowed seven or fewer points in 33 of the last 38 first quarters.

Aztecs Fall on the Road at Washington State

PULLMAN, Wash. -- San Diego State jumped out to a 7-0 lead but yielded 29 consecutive points, including 16 in less than a 5-minute span in a 36-13 loss at Washington State on Saturday night in Pullman.

The Aztecs (1-1) struck first when Jayden Denegal found a streaking Jacob Bostick on a 35-yard pass on a fourth-and-5 situation with 10 minutes left in the first quarter.

After the teams exchanged punts, the Cougars (2-0) took advantage of good field position after a 15-yard kick catch interference penalty on Brady Anderson. WSU went 48 yards on six plays, converting a fourth-and-1 from the SDSU 39 and later scoring on a 3-yard pass from Jaxon Potter to Trey Leckner to tie the game with 5:18 left in the first quarter.

WSU got into San Diego State territory on its next drive, but the Aztec defense limited Washington State to a 49-yard field goal by Jack Stevens to make it 10-7 early in the second quarter.

The Cougars later got to the SDSU 32-yard line, but on fourth-and-2, San Diego State All-American Trey Edge stuffed Kirby Vorhees run play, keeping it a 3-point game.

The teams played a game of field position for most of the second quarter as WSU couldn't get past the San Diego State 35, instead punting to the Aztec 8. On second-and-10, however, Denegal was sacked in the end zone for the safety.

Washington State then used just 32 seconds, going 62 yards on four plays, highlighted by a 34-yard pass from Potter to Josh Meredith, a 20-yard rush by Leo Pulalasi and another 3-yard TD pass from Potter to Leckner.

Instead of trailing, 10-7, at the half, SDSU suddenly found itself down, 19-7, with the Cougars receiving the second-half kickoff. WSU outgained San Diego State, 261-108, in the first half.

Washington State took its opening drive of the third quarter 75 yards on seven plays, culminating with an 18-yard touchdown pass from Potter to Leon Neal Jr., opening up a commanding 26-7 advantage just 4 minutes, 5 seconds into the second half.

The Aztecs was stuffed on a fourth-and-3 from the Cougar 49, and WSU received a 42-yard field goal by Stevens to take a 29-7 lead.

SDSU responded with a 10-play, 75-yard drive over 4:24 before Denegal punched it in from the 1. San Diego State's 2-point conversion attempt was snuffed out by the Washington State defense, making it 29-13 with 57 seconds left in the quarter.

The Aztecs forced consecutive three-and-outs, but was unable to convert on fourth down, first failing from four-and-7 from the Cougar 37 and then later a fourth-and-9 from the WSU 36 as Denegal was sacked for a 12-yard loss.

WSU ate up 6:17 of clock, going 42 yards on 12 plays before Julian Dugger punched it in from three yards out to close the scoring. It appeared SDSU changed the momentum when Chris Johnson blocked a 28-yard field goal attempt by Stevens and Bryce Phillips ran it 67 yards for a touchdown. A referee, however, called Johnson for offsidess on back-to-back field goal attempts, giving Washington State the first down and the ability to run more time off the clock.

San Diego State had to punt and the Cougars kneeled to take the 36-13 victory.

Lucky Sutton ran for 88 yards on 15 attempts (5.9 avg.) to lead the Aztecs, while Denegal was 15-for-30 for 133 yards and a touchdown. Jordan Napier caught seven of the 15 Denegal passes for 69 yards.

Tano Letuli had a game-high 11 tackles to lead SDSU, while Owen Chambliss chipped in with nine and Johnson eight with a forced fumble.

San Diego State fell to 1-3 in the series with Washington State, playing in its first 36-13 game in its Division I history (since 1969). The Aztecs extended their DI era record with their third consecutive turnover-free contest.

>>> SCORING SUMMARY

Qtr	Time	Team	Scoring Play	Plays-Yds TOP	Score
1st	10:00	SDSU	Bostick 35-yd pass f/Denegal (PAT good)	5-56 2:00	7-0
1st	5:18	WSU	Leckner 3-yd pass f/Potter (PAT good)	6-48 2:49	7-7
2nd	14:48	WSU	Stevens 49-yd field goal	13-39 3:55	7-10
2nd	1:06	WSU	WSU Safety (Denegal tackled in end zone)	-- --	7-12
2nd	0:26	WSU	Leckner 3-yd pass f/Potter (PAT good)	4-62 0:32	7-19
3rd	10:55	WSU	Neal 18-yd pass f/Potter (PAT good)	7-75 4:05	7-26
3rd	5:21	WSU	Stevens 42-yd field goal	6-26 2:19	7-29
3rd	0:57	SDSU	Denegal 1-yd run (2-pt. failed)	10-75 4:24	13-29
4th	2:48	WSU	Dugger 3-yd rush (PAT good)	12-42 6:17	13-36

INDIVIDUAL STATISTICS

>>> SAN DIEGO STATE

Rushing	Att	Yds	TD	Long	Avg
Sutton	15	88	0	13	5.9
Washington	3	11	0	7	3.7
Napier	1	4	0	4	4.0
Brown	1	4	0	4	4.0
Emanuel Jr.	2	3	0	2	1.5
Denegal	8	-28	1	5	-3.5
Totals	30	82	1	13	2.7

Passing	C-A-I	Yds	TD	Long	Sack
Denegal	15-30-0	133	1	35	3
Totals	15-30-0	133	1	35	3

Receiving	No.	Yds	TD	Long
Napier	7	69	0	23
Bostick	3	48	1	35
Brown	3	-5	0	0
Adams	1	16	0	16
Washington	1	5	0	5
Totals	15	133	1	35

>>> WASHINGTON STATE

Rushing	Att	Yds	TD	Long	Avg
Vorhees	13	67	0	31	5.2
Pulalasi	5	30	0	20	6.0
Johnson	8	28	0	12	3.5
Dugger	3	10	1	6	3.3
Potter	3	6	0	5	2.0
Woods	1	4	0	4	4.0
TEAM	3	-6	0	0	-2.0
Totals	36	139	1	31	3.9

Passing	C-A-I	Yds	TD	Long	Sack
Potter	28-42-0	257	3	34	0
Totals	28-42-0	257	3	34	0

Receiving	No.	Yds	TD	Long
Meredith	8	88	0	34
Freeman	6	43	0	11
Leckner	6	17	2	5
Johnson	2	35	0	25
Neal Jr.	2	19	1	18
Pabst	1	34	0	34
Noga	1	9	0	9
Smithson	1	7	1	7
Pulalasi	1	5	0	5
Totals	28	257	3	34

2025 STATISTICS

Overall: 1-1

MW: 0-0

Home: 1-0

Road: 0-1

Neutral: 0-0

Team Statistics

	SDSU	OPP
Scoring	55	36
Points per game	27.5	18.0
Points Off Turnovers	0	0
First Downs	34	25
Rushing	18	10
Passing	15	12
Penalty	1	3
Rushing Yardage	310	188
Yards gained rushing	350	225
Yards lost rushing	40	37
Rushing attempts	84	64
Average per rush	3.7	2.9
Average per game	155.0	94.0
TDs Rushing	5	1
Passing Yardage	369	303
Comp-Att-Int	31-59-0	37-67-0
Average per pass	6.3	4.5
Average per catch	11.9	8.2
Average per game	184.5	151.5
TDs Passing	2	3
Total offense	679	491
Total plays	143	131
Average per play	4.7	3.7
Average per game	339.5	245.5
Kick returns: #-Yards	0-0	4-79
Punt returns: #-Yards	10-93	3-21
Int returns: #-Yards	0-0	0-0
Kick return average	0.0	19.8
Punt return average	9.3	7.0
Int return average	0.0	0.0
Fumbles-Lost	0-0	1-0
Penalties-Yards	13-103	12-83
Average per game	51.5	41.5
Punts-Yards	11-516	16-660
Average per punt	46.9	41.3
Net punt average	41.4	35.4
Kickoffs-Yards	12-780	8-520
Average per kick	65.0	65.0
Net Kick average	41.8	40.0
Time of possession / game	31:09	27:46
3rd-down conversion	11/32	7/33
3rd-down pct	34%	21%
4th-down conversion	4/8	3/5
4th-down pct	50%	60%
Sacks by-Yards	3-24	3-35
Misc Yards	0	0
Touchdowns scored	7	4
Field goals - attempts	2-2	2-2
On-Side kicks	0-0	0-0
Red-zone scores	(7-7) 100%	(4-4) 100%
Red-zone touchdowns	(6-7) 86%	(4-4) 100%
PAT-attempts	(5-5) 100%	(4-4) 100%
2-point conversion-attempts	(1-2) 50%	(0-0) 0%
Attendance	20624	24331
Games / Avg per game	1/20624	1/24331
Neutral site games	-	0/0

Score by Periods

Team	1st	2nd	3rd	4th	OT	TOT
San Diego St.	21	6	14	14	0	55
Opponents	7	12	10	7	0	36

2025 SAN DIEGO STATE STATISTICS

Rushing

Player	gp	att	gain	loss	net	avg	td	lg	avg/g
Lucky Sutton	2	38	189	1	188	4.9	2	17	94.0
Christian Washington	2	10	50	1	49	4.9	1	27	24.5
Byron Cardwell	2	7	29	1	28	4.0	0	14	14.0
Bert Emanuel, Jr.	2	7	26	1	25	3.6	0	10	12.5
Cincere Rhaney	1	5	19	0	19	3.8	0	8	19.0
Parker Threatt	1	1	5	0	5	5.0	1	5	5.0
Donovan Brown	2	1	4	0	4	4.0	0	4	2.0
Jordan Napier	2	1	4	0	4	4.0	0	4	2.0
Jayden Denegal	2	14	24	36	-12	-0.9	1	9	-6.0
Total	2	84	350	40	310	3.7	5	27	155.0
Opponents	2	64	225	37	188	2.9	1	31	94.0

Passing

Player	gp	effic	comp-att-int	pct	yds	td	lg	avg/g
Jayden Denegal	2	114.8	28-55-0	50.9	340	2	44	170.0
Bert Emanuel, Jr.	2	135.9	3-4-0	75.0	29	0	17	14.5
Total	2	116.3	31-59-0	52.5	369	2	44	184.5
Opponents	2	108.0	37-67-0	55.2	303	3	34	151.5

Receiving

Player	gp	no.	yds	avg	td	lg	avg/g
Jordan Napier	2	10	87	8.7	0	23	43.5
Jacob Bostick	2	6	101	16.8	2	35	50.5
Donovan Brown	2	5	43	8.6	0	44	21.5
Nathan Acevedo	1	2	32	16.0	0	17	32.0
Myles Kitt-Denton	2	1	-3	-3.0	0	0	-1.5
Seth Adams	2	1	16	16.0	0	16	8.0
Christian Washington	2	1	5	5.0	0	5	2.5
Mikey Welsh	1	1	44	44.0	0	44	44.0
Lucky Sutton	2	1	2	2.0	0	2	1.0
Jerry McClure	2	1	8	8.0	0	8	4.0
Ryan Woffler	2	1	18	18.0	0	18	9.0
Jackson Ford	2	1	16	16.0	0	16	8.0
Total	2	31	369	11.9	2	44	184.5
Opponents	2	37	303	8.2	3	34	151.5

Punt Returns

Player	no.	yds	avg	td	lg
Jordan Napier	8	77	9.6	0	34
Mikey Welsh	2	16	8.0	0	10
Total	10	93	9.3	0	34
Opponents	3	21	7.0	0	11

Interceptions

Player	no.	yds	avg	td	lg
Total	0	0	0.0	0	0
Opponents	0	0	0.0	0	0

Kick Returns

Player	no.	yds	avg	td	lg
Total	0	0	0.0	0	0
Opponents	4	79	19.8	0	28

Fumbles Recovered

Player	no.	yds	avg	td	lg
Total	0	0	0.0	0	0
Opponents	0	0	0.0	0	0

Scoring

Player	td	fg	PAT						pts
			kick	rush	rcv	pass	dxp	saf	
Jacob Bostick	2	-	-	-	-	-	-	-	12
Lucky Sutton	2	-	-	-	-	-	-	-	12
Gabriel Plascencia	-	2-2	4-4	-	-	-	-	-	10
Jayden Denegal	1	-	-	-	-	-	-	-	6
Christian Washington	1	-	-	-	-	-	-	-	6
Parker Threatt	1	-	-	-	-	-	-	-	6
Brady Anderson	-	-	-	1	-	-	-	-	2
Nick Clegg	-	-	1-1	-	-	-	-	-	1
Total	7	2-2	5-5	0	1	1	0	0	55
Opponents	4	2-2	4-4	0	0	0	0	1	36

Field Goals

Player	fg	pct.	01-19	20-29	30-39	40-49	50-99	lg	blk
Gabriel Plascencia	2-2	100.0	0-0	0-0	1-1	1-1	0-0	42	0
Opponents	2-2	100.0	0-0	0-0	0-0	2-2	0-0	49	0

P6 Sequence

Team Name	San Diego St.	Opponents
Stony Brook	(42),(35)	
Washington St.		(49),(42),(1)

Numbers in parentheses indicate field goal was made

All Purpose

Player	g	rush	rcv	pr	kr	lr	total	avg/g
Lucky Sutton	2	188	2	0	0	0	190	95.0
Jordan Napier	2	4	87	77	0	0	168	84.0
Jacob Bostick	2	0	101	0	0	0	101	50.5
Mikey Welsh	1	0	44	16	0	0	60	60.0
Christian Washington	2	49	5	0	0	0	54	27.0
Donovan Brown	2	4	43	0	0	0	47	23.5
Nathan Acevedo	1	0	32	0	0	0	32	32.0
Byron Cardwell	2	28	0	0	0	0	28	14.0
Bert Emanuel, Jr.	2	25	0	0	0	0	25	12.5
Cincere Rhaney	1	19	0	0	0	0	19	19.0
Ryan Woffler	2	0	18	0	0	0	18	9.0
Seth Adams	2	0	16	0	0	0	16	8.0
Jackson Ford	2	0	16	0	0	0	16	8.0
Jerry McClure	2	0	8	0	0	0	8	4.0
Parker Threatt	1	5	0	0	0	0	5	5.0
Myles Kitt-Denton	2	0	-3	0	0	0	-3	-1.5
Jayden Denegal	2	-12	0	0	0	0	-12	-6.0
Total	2	310	369	93	0	0	772	386.0
Opponents	2	188	303	21	79	0	591	295.5

2025 SAN DIEGO STATE STATISTICS

Team Defense

##	Player	gp	Tackles				Sacks	Pass defense			Fumbles		blkd	
			ua	a	tot	tfl/yds		int-yds	brup	qbh	fr-yds	ff	kick	saf
21	Tano Letuli	2	6	14	20	.	.	.	1	2
12	Owen Chambliss	2	9	7	16	1.5-12	1-11	.	1	2
1	Chris Johnson	2	6	4	10	.	.	.	3	2	.	1	.	.
2	Trey White	2	3	6	9	1.5-3	.	.	1	3
0	Bryce Phillips	2	8	.	8
6	Eric Butler	2	2	5	7	1
9	Dalesean Staley	2	3	3	6	0.5-0	.	.	3
41	Mister Williams	2	2	3	5
26	Dwayne McDougale	2	3	2	5
42	Brady Anderson	2	1	4	5
44	Niles King	2	.	4	4
55	Malachi Finau	2	.	3	3	0.5-0
56	August Salvati	2	1	2	3	1.5-11	1.5-11
24	Josiah Cox	2	.	3	3
20	Jelani McLaughlin	2	1	2	3
17	Deshawn McCuin	2	3	.	3
10	Ryan Henderson	2	3	.	3	1-1	.	.	.	1
94	Teivis Tuioti	2	1	1	2
91	Amari Comier	2	.	2	2
45	DJ Herman	2	1	1	2
90	Sam Benjamin	2	1	1	2	1-2	.	.	.	1
29	Josh Hunter	2	.	1	1
22	Max Garrison	2	1	.	1
50	Tyson Chavez	2	.	1	1
14	Jatavious Magee	2	1	.	1
23	Isalah Buxton	2	1	.	1
54	Krishna Clay	1	1	.	1	1
32	Tanner Williams	1	.	1	1
48	Kainoa Davis	2	.	1	1
31	Jared Badie	2	.	1	1	0.5-2	0.5-2	.	.	1
33	Brady Nassar	2	2
Totals		2	58	72	130	8-31	3-24	0-0	9	16	0-0	1	0	0
Opponents		2	80	60	140	10-47	3-35	0-0	11	8	0-0	0	0	1

GAN

Game	Score	Score by quarters					First Downs				Rushing				Passing				Total Yds.		Rtn.	Yds.	Avg.	F. Pos.	ToP
		1	2	3	4	OT	Tot	Ru	Pa	Pn	Att	Yds	TD	C-A-I	Yds	TD	Att	Yds	Yds	No-Avg.	No-Lost	No-Yds.	Downs		
Stony Brook	0	0	0	0	0	-	6	3	1	2	28	49	0	9-25-0	46	0	53	95	35	10-41.9	0-0	4-28	2-15	SB24	22:35
at SDSU	42	14	6	8	14	-	24	14	9	1	54	228	4	16-29-0	236	1	83	464	89	4-52.2	0-0	7-65	9-19	SDSU36	37:25
at Washington St.	36	7	12	10	7	-	19	7	11	1	36	139	1	28-42-0	257	3	78	396	64	6-40.2	1-0	8-55	5-18	WSU33	35:06
SDSU	13	7	0	6	0	-	10	4	6	0	30	82	1	15-30-0	133	1	60	215	4	7-43.9	0-0	6-38	2-13	SDSU28	24:54

2025 RED ZONE STATISTICS

San Diego St. Inside Opponent Red-Zone

Date	Opponent	Score	Times	Times	Total					FGs	Failed to score inside RZ					
			In RZ	Scored	Pts	TDs	TDs	TDs	TDs	Made	FGA	Down	Int	Fumb	Half	Game
08/28/2025	Stony Brook	W 42-0	6	6	39	5	4	1	1	1	1	0	0	0	0	0
09/06/2025	at Washington St.	L 13-36	1	1	6	1	1	0	0	0	0	0	0	0	0	0
Totals 7 of 7 (100.0%)			7	7	45	6	5	1	1	1	1	0	0	0	0	0

Opponents Inside San Diego St. Red-Zone

Date	Opponent	Score	Times	Times	Total					FGs	Failed to score inside RZ					
			In RZ	Scored	Pts	TDs	TDs	TDs	TDs	Made	FGA	Down	Int	Fumb	Half	Game
08/28/2025	Stony Brook	W 42-0	0	0	0	0	0	0	0	0	0	0	0	0	0	0
09/06/2025	Washington St.	L 13-36	4	4	28	4	1	3	0	0	0	0	0	0	0	0
Totals 4 of 4 (100.0%)			4	4	28	4	1	3	0	0	0	0	0	0	0	0

2025 SAN DIEGO STATE GAME-BY-GAME STATISTICS

Date	Opponent	Rushing				Receiving				Passing				Kick Returns				Punt Returns				tot		
		no.	yds	td	lg	no.	yds	td	lg	cmp	att	int	yds	td	lg	no.	yds	td	lg	no.	yds	td	lg	off
08/28/2025	Stony Brook	54	228	4	27	16	236	1	44	16	29	0	236	1	44	0	0	0	0	9	89	0	34	464
09/06/2025	at Washington St.	30	82	1	13	15	133	1	35	15	30	0	133	1	35	0	0	0	0	1	4	0	4	215
San Diego St.		84	310	5	27	31	369	2	44	31	59	0	369	2	44	0	0	0	0	10	93	0	34	679
Opponents		64	188	1	31	37	303	3	34	37	67	0	303	3	34	4	79	0	28	3	21	0	11	491

San Diego St. Averages

Games	Avg/ rush	Avg/ catch	Pass effic	KR avg	PR avg	All purpose avg/game	Total offense avg/game
2	3.7	11.9	116.3	0.0	9.3	396.8	399.5

		Tackles				Sacks	Fumble	Pass Defense			blkd	PAT attempts				off		
Date	Opponent	ua	a	total	tfl-yds	no-yds	ff	fr-yds	int-yds	qbh	brup	kick	kick	rush	rcv	saf	t/o	pts
08/28/2025	Stony Brook	16	38	54	5.0-26	3-24	0	0-0	0-0	10	5	0	4-4	0	1	0	0	42
09/06/2025	at Washington St.	42	34	76	3.0-5	0-0	1	0-0	0-0	6	4	0	1-1	0	0	0	0	13
San Diego St.		58	72	130	8.0-31	3-24	1	0-0	0-0	16	9	0	5-5	0	1	0	0	55
Opponents		80	60	140	10.0-47	3-35	0	0-0	0-0	8	11	0	4-4	0	0	1	0	36

		Punting										Field Goals				Kickoffs				
Date	Opponent	no.	yds	avg	long	blkd	tb	fc	50+	120	md-att	long	blkd	no.	yds	avg	tb	ob		
08/28/2025	Stony Brook	4	209	52.3	67	0	2	2	2	1	2-2	42	0	8	516	64.5	6	0		
09/06/2025	at Washington St.	7	307	43.9	67	0	0	3	2	3	0-0	0	0	4	264	66.0	2	0		
San Diego St.		11	516	46.9	67	0	2	5	4	4	2-2	42	0	12	780	65.0	8	0		
Opponents		16	660	41.3	60	0	0	3	1	2	2-2	49	0	8	520	65.0	8	0		

2025 OPPONENT GAME-BY-GAME STATISTICS

		Rushing				Receiving				Passing				Kick Returns				Punt Returns				tot			
Date	Opponent	no.	yds	td	lg	no.	yds	td	lg	cmp	att	int	yds	td	lg	no.	yds	td	lg	no.	yds	td	lg	off	
08/28/2025	Stony Brook	28	49	0	13	9	46	0	17	9-25-0				46	0	17	2	35	0	23	0	0	0	0	95
09/06/2025	at Washington St.	36	139	1	31	28	257	3	34	28-42-0				257	3	34	2	44	0	28	3	21	0	11	396
Opponents		64	188	1	31	37	303	3	34	37-67-0				303	3	34	4	79	0	28	3	21	0	11	491
San Diego St.		84	310	5	27	31	369	2	44	31-59-0				369	2	44	0	0	0	0	10	93	0	34	679

Opponents Averages

Games	Avg/ rush	Avg/ catch	Pass effic	KR avg	PR avg	All purpose avg/game	Total offense avg/game
2	2.9	8.2	108.0	19.8	7.0	295.5	245.5

		Tackles				Sacks	Fumble	Pass Defense			blkd	PAT attempts			off			
Date	Opponent	ua	a	total	tfl-yds	no-yds	ff	fr-yds	int-yds	qbh	brup	kick	kick	rush	rcv	saf	t/o	pts
08/28/2025	Stony Brook	49	40	89	3.0-5	0-0	0	0-0	0-0	3	6	0	0-0	0	0	0	0	0
09/06/2025	at Washington St.	31	20	51	7.0-42	3-35	0	0-0	0-0	5	5	0	4-4	0	0	1	0	36
Opponents		80	60	140	10.0-47	3-35	0	0-0	0-0	8	11	0	4-4	0	0	1	0	36
San Diego St.		58	72	130	8.0-31	3-24	1	0-0	0-0	16	9	0	5-5	0	1	0	0	55

Date	Opponent	Punting										Field Goals			Kickoffs			
		no.	yds	avg	long	blkd	tb	fc	50+	i20	md-att	long	blkd	no.	yds	avg	tb	ob
08/28/2025	Stony Brook	10	419	41.9	49	0	0	1	0	0	0-0	0	0	1	65	65.0	1	0
09/06/2025	at Washington St.	6	241	40.2	60	0	0	2	1	2	2-2	49	0	7	455	65.0	7	0
Opponents		16	660	41.3	60	0	0	3	1	2	2-2	49	0	8	520	65.0	8	0
San Diego St.		11	516	46.9	67	0	2	5	4	4	2-2	42	0	12	780	65.0	8	0

2025 GAME-BY-GAME COMPARISON

Opponent	Score	First Downs				Rushing Number-Yards	Passing		Total Offense Plays-Yards	Return Yards	Turn- Overs
		Total	Rush	Pass	Pen		Comp-Att.-Int	Yards			
Stony Brook	42-0	24 / 6	14 / 3	9 / 1	1 / 2	54-228 / 28-49	16-29-0 / 9-25-0	236 / 46	83-464 / 53-95	89 / 35	0 / 0
Washington St.	13-36	10 / 19	4 / 7	6 / 11	0 / 1	30-82 / 36-139	15-30-0 / 28-42-0	133 / 257	60-215 / 78-396	4 / 65	0 / 0
Totals	55-36	34 / 25	18 / 10	15 / 12	1 / 3	84-310 / 64-188	31-59-0 / 37-67-0	369 / 303	143-679 / 131-491	93 / 100	0 / 0

Opponents	3rd Down Conversion	4th Down Conversion	Time of Possession	TOP Margin	Avg Yds/Rush	Avg Yds/Pass	Avg Yds/Play	Punting Number-Avg	Penalties Number-Yards	Sacks
Stony Brook	9-19 / 2-15	3-4 / 1-2	37:25 / 20:26	16:59	4.2 / 1.8	8.1 / 1.8	5.6 / 1.8	4-52.3 / 10-41.9	7-65.0 / 4-28.0	3 / 0
Washington St.	2-13 / 5-18	1-4 / 2-3	24:54 / 35:06	-10:12	2.7 / 3.9	4.4 / 6.1	3.6 / 5.1	7-43.9 / 6-40.2	6-38.0 / 8-55.0	0 / 3
Totals	11-32 / 7-33	4-8 / 3-5	62:19 / 55:32	06:47	3.7 / 2.9	6.3 / 4.5	4.7 / 3.7	11-46.9 / 16-41.3	13-103.0 / 12-83.0	3 / 3

Note: Game totals are displayed in the format: TEAM/OPPONENT for each category

2025 GAME-BY-GAME RUSHING STATISTICS

#21 - Byron Cardwell - RB

Date	Opponent	No.	Yds.	Avg.	TD	Lg.
A.28	Stony Brook	7	28	4.0	0	14
S.6	at Washington State	0	0	0.0	0	0
S.20	California					
S.27	at Northern Illinois					
O.3	Colorado State*					
O.11	at Nevada*					
O.25	at Fresno State*					
N.1	Wyoming*					
N.8	at Hawai'i*					
N.15	Boise State*					
N.22	San Jose State*					
N.28	at New Mexico*					
2025 Totals		7	28	4.0	0	14
2024^		24	75	3.1	0	10
2022%		11	76	6.9	1	16
2021%		61	417	6.8	3	34
CAREER (18-0 GP-GS)		103	596	5.8	4	34

* - Mountain West game. % - at Oregon. ^ - at California.

#4 - Jayden Denegal - QB

Date	Opponent	No.	Yds.	Avg.	TD	Lng.
A.28	Stony Brook	7	15	2.1	0	9
S.6	at Washington State	8	-28	-3.5	1	5
S.20	California					
S.27	at Northern Illinois					
O.3	Colorado State*					
O.11	at Nevada*					
O.25	at Fresno State*					
N.1	Wyoming*					
N.8	at Hawai'i*					
N.15	Boise State*					
N.22	San Jose State*					
N.28	at New Mexico*					
2025 Totals		15	-13	-0.9	1	9
2024%		4	10	2.5	0	8
2023%		0	0	0	0	0
2022%		0	0	0	0	0
CAREER (9-2 GP-GS)		19	-3	-0.2	1	9

* - Mountain West game. % - at Michigan

#5 - Bert Emanuel, Jr. - QB

Date	Opponent	No.	Yds.	Avg.	TD	Lg.
A.28	Stony Brook	4	23	5.8	0	10
S.6	at Washington State	2	3	1.5	0	2
S.20	California					
S.27	at Northern Illinois					
O.3	Colorado State*					
O.11	at Nevada*					
O.25	at Fresno State*					
N.1	Wyoming*					
N.8	at Hawai'i*					
N.15	Boise State*					
N.22	San Jose State*					
N.28	at New Mexico*					
2025 Totals		6	26	4.3	0	10
2024%		28	128	4.6	3	20
2023%		50	220	4.4	2	66
2022%		67	496	7.4	7	87
CAREER (15-8 GP-GS)		151	870	5.8	12	87

* - Mountain West game. % - at Central Michigan

#40 -Cincere Rhaney - RB

Date	Opponent	No.	Yds.	Avg.	TD	Lg.
A.28	Stony Brook	5	19	3.8	0	8
S.6	at Washington State	<i>-did not play-</i>				
S.20	California					
S.27	at Northern Illinois					
O.3	Colorado State*					
O.11	at Nevada*					
O.25	at Fresno State*					
N.1	Wyoming*					
N.8	at Hawai'i*					
N.15	Boise State*					
N.22	San Jose State*					
N.28	at New Mexico*					
2025 Totals		5	19	3.8	0	8
2024		0	0	0	0	0
CAREER (1-0 GP-GS)		5	19	3.8	0	8

* - Mountain West game.

#7 - Lucky Sutton - RB

Date	Opponent	No.	Yds.	Avg.	TD	Lg.
A.28	Stony Brook	23	100	4.3	2	17
S.6	at Washington State	15	88	5.9	0	13
S.20	California					
S.27	at Northern Illinois					
O.3	Colorado State*					
O.11	at Nevada*					
O.25	at Fresno State*					
N.1	Wyoming*					
N.8	at Hawai'i*					
N.15	Boise State*					
N.22	San Jose State*					
N.28	at New Mexico*					
2025 Totals		38	188	4.9	2	17
2024		5	35	7.0	0	17
2023		30	157	5.2	2	62
2022		2	8	4.0	0	4
CAREER (11-1 GP-GS)		60	300	5.1	4	62

* - Mountain West game.

#10 - Parker Threatt - WR

Date	Opponent	No.	Yds.	Avg.	TD	Lg.
A.28	Stony Brook	1	5	5.0	1	5
S.6	at Washington State	<i>-did not play-</i>				
S.20	California					
S.27	at Northern Illinois					
O.3	Colorado State*					
O.11	at Nevada*					
O.25	at Fresno State*					
N.1	Wyoming*					
N.8	at Hawai'i*					
N.15	Boise State*					
N.22	San Jose State*					
N.28	at New Mexico*					
2025 Totals		1	5	5.0	1	5
2024		0	0	0.0	0	0
CAREER (5-0 GP-GS)		1	5	5.0	1	5

* - Mountain West game.

#23 - Christian Washington - RB

Date	Opponent	No.	Yds.	Avg.	TD	Lg.
A.28	Stony Brook	7	38	5.4	1	27
S.6	at Washington State	3	11	3.7	0	7
S.20	California					
S.27	at Northern Illinois					
O.3	Colorado State*					
O.11	at Nevada*					
O.25	at Fresno State*					
N.1	Wyoming*					
N.8	at Hawai'i*					
N.15	Boise State*					
N.22	San Jose State*					
N.28	at New Mexico*					
2025 Totals		10	49	4.9	1	27
2024^		102	537	5.3	5	68
2023%		12	11	0.9	0	5
2022%		73	310	4.2	0	30
CAREER (25-2 GP-GS)		197	907	4.9	6	68

* - Mountain West game. % - at New Mexico. ^ - at Coastal Carolina.

2025 GAME-BY-GAME RECEIVING STATISTICS

#13 - Nathan Acevedo - WR

Date	Opponent	No.	Yds.	Avg.	TD	Lng.
A.28	Stony Brook	2	32	16.0	0	17
S.6	at Washington State	-did not play-				
S.20	California					
S.27	at Northern Illinois					
O.3	Colorado State*					
O.11	at Nevada*					
O.25	at Fresno State*					
N.1	Wyoming*					
N.8	at Hawai'i*					
N.15	Boise State*					
N.22	San Jose State*					
N.28	at New Mexico*					
2025 Totals		2	32	16.0	0	17
2024%		9	65	7.2	0	16
2023%		0	0	0.0	0	0
2022%		0	0	0.0	0	0
CAREER (8-0 GP-GS)		7	97	8.8	0	17

*- Mountain West game. % - at Fresno State.

#19 - Seth Adams - TE

Date	Opponent	Rec.	Yds.	Avg.	TD	Lng.
A.28	Stony Brook	0	0	0.0	0	0
S.6	at Washington State	1	16	16.0	0	16
S.20	California					
S.27	at Northern Illinois					
O.3	Colorado State*					
O.11	at Nevada*					
O.25	at Fresno State*					
N.1	Wyoming*					
N.8	at Hawai'i*					
N.15	Boise State*					
N.22	San Jose State*					
N.28	at New Mexico*					
2025 Totals		1	16	16.0	0	16
2023^		0	0	0.0	0	0
2023%		0	0	0.0	0	0
2022%		0	0	0.0	0	0
CAREER (31-20 GP-GS)		1	16	16.0	0	16

*- Mountain West game. % - at Kennesaw St. ^ - at Southeastern Louisiana

#17 - Jacob Bostick - WR

Date	Opponent	Rec.	Yds.	Avg.	TD	Lng.
A.28	Stony Brook	3	53	17.7	1	25
S.6	at Washington State	3	48	16.0	1	35
S.20	California					
S.27	at Northern Illinois					
O.3	Colorado State*					
O.11	at Nevada*					
O.25	at Fresno State*					
N.1	Wyoming*					
N.8	at Hawai'i*					
N.15	Boise State*					
N.22	San Jose State*					
N.28	at New Mexico*					
2025 Totals		6	101	16.8	2	35
2024%		1	14	14.0	0	14
2023^		0	0	0.0	0	0
2022^		0	0	0.0	0	0
CAREER (19-2 GP-GS)		7	115	15.4	2	35

*- Mountain West game. % - at Texas A&M. ^ - at Iowa.

#14 - Donovan Brown - WR

Date	Opponent	Rec.	Yds.	Avg.	TD	Lng.
A.28	Stony Brook	2	48	24.0	0	44
S.6	at Washington State	3	-5	-1.7	0	4
S.20	California					
S.27	at Northern Illinois					
O.3	Colorado State*					
O.11	at Nevada*					
O.25	at Fresno State*					
N.1	Wyoming*					
N.8	at Hawai'i*					
N.15	Boise State*					
N.22	San Jose State*					
N.28	at New Mexico*					
2025 Totals		5	43	8.6	0	44
2024^		30	611	20.4	8	74
2023%		27	321	11.9	1	86
2023%		0	0	0.0	0	0
CAREER (25-12 GP-GS)		62	975	13.6	9	86

*- Mountain West game. % - at Syracuse. ^ - at Monroe University

#15 - Jackson Ford - TE

Date	Opponent	No.	Yds.	Avg.	TD	Lng.
A.28	Stony Brook	1	16	16.0	0	16
S.6	at Washington State	0	0	0	0	0
S.20	California					
S.27	at Northern Illinois					
O.3	Colorado State*					
O.11	at Nevada*					
O.25	at Fresno State*					
N.1	Wyoming*					
N.8	at Hawai'i*					
N.15	Boise State*					
N.22	San Jose State*					
N.28	at New Mexico*					
2025 Totals		1	16	16.0	0	16
2024%		0	0	0.0	0	0
CAREER (11-0 GP-GS)		41	377	9.2	0	27

*- Mountain West game. % - at Tulsa.

#20 - Myles Kitt-Denton - WR

Date	Opponent	Rec.	Yds.	Avg.	TD	Lng.
A.28	Stony Brook	1	-3	-3.0	0	-3
S.6	at Washington State					
S.20	California					
S.27	at Northern Illinois					
O.3	Colorado State*					
O.11	at Nevada*					
O.25	at Fresno State*					
N.1	Wyoming*					
N.8	at Hawai'i*					
N.15	Boise State*					
N.22	San Jose State*					
N.28	at New Mexico*					
2025 Totals		1	-3	-3.0	0	-3
2024^		25	452	18.1	5	75
2023^		1	54	54.0	0	54
2022%		2	44	22.0	1	44
2021%		0	0	0.0	0	0
2020%		0	0	0.0	0	0
CAREER (30-3 GP-GS)		4	133	11.1	0	17

*- Mountain West game. % - at Central Arkansas. ^ - at Northwestern St.

#85 - Jerry McClure - WR

Date	Opponent	Rec.	Yds.	Avg.	TD	Lng.
A.28	Stony Brook	1	8	8.0	0	8
S.6	at Washington State	0	0	0.0	0	0
S.20	California					
S.27	at Northern Illinois					
O.3	Colorado State*					
O.11	at Nevada*					
O.25	at Fresno State*					
N.1	Wyoming*					
N.8	at Hawai'i*					
N.15	Boise State*					
N.22	San Jose State*					
N.28	at New Mexico*					
2025 Totals		1	8	8.0	0	8
2024		0	0	0.0	0	0
2023%		0	0	0.0	0	0
CAREER (4-0 GP-GS)		1	8	8.0	0	8

*- Mountain West game. % - at UCLA

#2 - Jordan Napier - WR

Date	Opponent	Rec.	Yds.	Avg.	TD	Lng.
A.28	Stony Brook	3	18	6.0	0	8
S.6	at Washington State	7	69	9.9	0	23
S.20	California					
S.27	at Northern Illinois					
O.3	Colorado State*					
O.11	at Nevada*					
O.25	at Fresno State*					
N.1	Wyoming*					
N.8	New Mexico*					
N.15	Boise State*					
N.22	San Jose State*					
N.28	at New Mexico*					
2025 Totals		10	87	8.7	0	23
2024		43	440	10.2	4	53
2023		1	-2	-2.0	0	-2
CAREER (17-14 GP-GS)		54	525	9.7	4	53

*- Mountain West game.

#7 - Lucky Sutton - RB

Date	Opponent	Rec.	Yds.	Avg.	TD	Lng.
A.28	Stony Brook	1	2	2.0	0	2
S.6	at Washington State	0	0	0.0	0	0
S.20	California					
S.27	at Northern Illinois					
O.3	Colorado State*					
O.11	at Nevada*					
O.25	at Fresno State*					
N.1	Wyoming*					
N.8	at Hawai'i*					
N.15	Boise State*					
N.22	San Jose State*					
N.28	at New Mexico*					
2025 Totals		1	2	2.0	0	2
2024		0	0	0.0	0	0
2023		0	0	0.0	0	0
2022		0	0	0.0	0	0
CAREER (12-2 GP-GS)		1	2	2.0	0	2

*- Mountain West game.

2025 GAME-BY-GAME RECEIVING STATISTICS

#23 - Christian Washington - RB

Date	Opponent	Rec.	Yds.	Avg.	TD	Lng.
A.28	Stony Brook					
S.6	at Washington State					
S.20	California					
S.27	at Northern Illinois					
O.3	Colorado State*					
O.11	at Nevada*					
O.25	at Fresno State*					
N.1	Wyoming*					
N.8	at Hawai'i*					
N.15	Boise State*					
N.22	San Jose State*					
N.28	at New Mexico*					
2025 Totals		1	5	5.0	0	5
2024^		4	36	9.0	0	24
2023%		1	3	3.0	0	3
2022%		12	76	6.3	0	27
CAREER (25-2 GP-GS)		18	120	6.7	0	27

* - Mountain West game. % - at New Mexico. ^ - at Coastal Carolina.

#11 - Mikey Welsh - WR

Date	Opponent	No.	Yds.	Avg.	TD	Lg.
A.28	Stony Brook	1	44	44.0	0	44
S.6	at Washington State	<i>-did not play-</i>				
S.20	California					
S.27	at Northern Illinois					
O.3	Colorado State*					
O.11	at Nevada*					
O.25	at Fresno State*					
N.1	Wyoming*					
N.8	at Hawai'i*					
N.15	Boise State*					
N.22	San Jose State*					
N.28	at New Mexico*					
2025 Totals		1	44	44.0	0	44
2024		0	0	0.0	0	0
2023		0	0	0.0	0	0
2022		0	0	0.0	0	0
CAREER (10-0 GP-GS)		1	44	44.0	0	44

* - Mountain West game.

#88 - Ryan Wolfer - TE

Date	Opponent	Rec.	Yds.	Avg.	TD	Lng.
A.28	Stony Brook	1	18	18.0	0	18
S.6	at Washington State	0	0	0.0	0	0
S.20	California					
S.27	at Northern Illinois					
O.3	Colorado State*					
O.11	at Nevada*					
O.25	at Fresno State*					
N.1	Wyoming*					
N.8	at Hawai'i*					
N.15	Boise State*					
N.22	San Jose State*					
N.28	at New Mexico*					
2025 Totals		1	18	18.0	0	18
2024		0	0	0.0	0	0
CAREER (2-0 GP-GS)		1	18	18.0	0	18

* - Mountain West game.

2025 GAME-BY-GAME PASSING STATISTICS

#4 - Jayden Denegal - QB

Date	Opponent	Cmp.	Att.	Pct.	Int.	TD	Yds.	Rtg.
A.28	Stony Brook	13	25	52.0	0	1	207	134.8
S.6	at Washington State	15	50	50.0	0	1	133	98.2
S.20	California							
S.27	at Northern Illinois							
O.3	Colorado State*							
O.11	at Nevada*							
O.25	at Fresno State*							
N.1	Wyoming*							
N.8	at Hawai'i*							
N.15	Boise State*							
N.22	San Jose State*							
N.28	at New Mexico*							
2025 Totals		28	55	50.9	0	2	340	114.8
2024%		0	0	0.0	0	0	0	0.00
2023%		4	5	80.0	0	1	50	230.0
2022%		0	0	0.0	0	0	0	0.00
CAREER (9-2 GP-GS)		32	60	53.3	0	3	390	124.4

*- Mountain West game. %-at Michigan

#5 - Bert Emanuel Jr. - QB

Date	Opponent	Cmp.	Att.	Pct.	Int.	TD	Yds.	Rtg.
A.28	Stony Brook	3	4	75.0	0	0	29	135.9
S.6	at Washington State	0	0	0.0	0	0	0	n/a
S.20	California							
S.27	at Northern Illinois							
O.3	Colorado State*							
O.11	at Nevada*							
O.25	at Fresno State*							
N.1	Wyoming*							
N.8	at Hawai'i*							
N.15	Boise State*							
N.22	San Jose State*							
N.28	at New Mexico*							
2025 Totals		3	4	75.0	0	0	29	135.9
2024%		4	6	66.7	0	2	99	315.3
2023%		19	37	51.4	3	3	286	126.8
2022%		4	8	50.0	0	0	54	106.7
CAREER (15-8 GP-GS)		30	55	54.5	3	5	468	145.1

*- Mountain West game. %-at Central Michigan

2025 GAME-BY-GAME KICK/PUNT RETURN STATISTICS

#2 - Jordan Napier - WR/KR

Date	Opponent	No.	Yds.	Avg.	TD	Lng.
A.28	Stony Brook	0	0	0.0	0	0
S.6	at Washington State	0	0	0.0	0	0
S.20	California					
S.27	at Northern Illinois					
O.3	Colorado State*					
O.11	at Nevada*					
O.25	at Fresno State*					
N.1	Wyoming*					
N.8	New Mexico*					
N.15	Boise State*					
N.22	San Jose State*					
N.28	at New Mexico*					
2025 Totals		0	0	0.0	0	0
2024		4	103	25.8	0	61
2023		0	0	0.0	0	0
CAREER (17-14 GP-GS)		54	525	9.7	4	53

*- Mountain West game.

#11 - Mikey Welsh - WR/PR

Date	Opponent	No.	Yds.	Avg.	TD	Lg.
A.28	Stony Brook	2	16	8.0	0	10
S.6	at Washington State	0	0	0.0	0	0
S.20	California					
S.27	at Northern Illinois					
O.3	Colorado State*					
O.11	at Nevada*					
O.25	at Fresno State*					
N.1	Wyoming*					
N.8	at Hawai'i*					
N.15	Boise State*					
N.22	San Jose State*					
N.28	at New Mexico*					
2025 Totals		2	16	8.0	0	10
2024		2	3	1.5	0	2
2023		0	0	0.0	0	0
2022		0	0	0.0	0	0
CAREER (10-0 GP-GS)		4	19	4.8	0	10

*- Mountain West game.

#11 - Mikey Welsh - WR/KR

Date	Opponent	No.	Yds.	Avg.	TD	Lg.
A.28	Stony Brook	0	0	0.0	0	0
S.6	at Washington State	0	0	0.0	0	0
S.20	California					
S.27	at Northern Illinois					
O.3	Colorado State*					
O.11	at Nevada*					
O.25	at Fresno State*					
N.1	Wyoming*					
N.8	at Hawai'i*					
N.15	Boise State*					
N.22	San Jose State*					
N.28	at New Mexico*					
2025 Totals		0	0	0.0	0	0
2024		0	0	0.0	0	0
2023		0	0	0.0	0	0
2022		0	0	0.0	0	0
CAREER (10-0 GP-GS)		0	0	0.0	0	0

*- Mountain West game.

#2 - Jordan Napier - WR/PR

Date	Opponent	No.	Yds.	Avg.	TD	Lng.
A.28	Stony Brook	7	73	10.3	0	34
S.6	at Washington State	1	4	4.0	0	4
S.20	California					
S.27	at Northern Illinois					
O.3	Colorado State*					
O.11	at Nevada*					
O.25	at Fresno State*					
N.1	Wyoming*					
N.8	New Mexico*					
N.15	Boise State*					
N.22	San Jose State*					
N.28	at New Mexico*					
2025 Totals		8	77	9.6	0	34
2024		3	27	9.0	4	16
2023		0	0	0.0	0	0
CAREER (17-14 GP-GS)		11	104	9.3	0	34

*- Mountain West game.

2025 GAME-BY-GAME PUNTING STATISTICS

#93 - Hunter Green - P/K

Date	Opponent	No.	Yards	Avg.	Long	TB	FC	In.20	50+	Blk.	Net Yds.	Net Avg.
A.28	Stony Brook	4	209	52.3	67	2	2	1	2	0	209	52.3
S.6	at Washington State	7	307	43.9	67	0	4	3	2	0	286	40.8
S.20	California											
S.27	at Northern Illinois											
O.3	Colorado State*											
O.11	at Nevada*											
O.25	at Fresno State*											
N.1	Wyoming*											
N.8	at Hawai'i*											
N.15	Boise State*											
N.22	San Jose State*											
N.28	at New Mexico*											
2025 Totals		11	516	46.9	67	2	5	4	4	0	495	41.4
2024%		66	3,063	46.4	72	6	21	23	21	0	2,695	45.5
2023%		68	2,103	43.8	70	1	20	13	15	0	1,973	43.6
2022%		0	0	0	0	0	0	0	0	0	0	0
CAREER		145	5,682	45.7	72	9	46	40	40	0	5,163	43.5

* - Mountain West game. % - at Northern Colorado.

#39 - Emil Herranen - P

Date	Opponent	No.	Yards	Avg.	Long	TB	FC	In.20	50+	Blk.	Net Yds.	Net Avg.
A.28	Stony Brook	-did not play-										
S.6	at Washington State	-did not play-										
S.20	California											
S.27	at Northern Illinois											
O.3	Colorado State*											
O.11	at Nevada*											
O.25	at Fresno State*											
N.1	Wyoming*											
N.8	at Hawai'i*											
N.15	Boise State*											
N.22	San Jose State*											
N.28	at New Mexico*											
2025 Totals		0	0	0	0	0	0	0	0	0	0	0
2024		0	0	0	0	0	0	0	0	0	0	0
2023%		22	856	38.9	52	0	5	3	2	0	845	38.4
2022%		50	2,089	41.8	63	2	11	7	8	0	1,633	32.7
CAREER		72	2,945	40.9	63	2	16	10	10	0	2,478	34.4

* - Mountain West game. % - at Northern Arizona.

2025 GAME-BY-GAME KICKING STATISTICS

#93 - Hunter Green - K/P

Date	Opponent	Extra Points			Field Goals				Total Pts.	Kickoffs				
		Made	Att.	Pct.	Made	Att.	Pct.	Long		No.	Yards	Avg.	TB	OB
A.28	Stony Brook	0	0	0.0	0	0	0.0	0	0	4	260	65.0	4	0
S.6	at Washington State	0	0	0.0	0	0	0.0	0	0	2	134	67.0	0	0
S.20	California													
S.27	at Northern Illinois													
O.3	Colorado State*													
O.11	at Nevada*													
O.25	at Fresno State*													
N.1	Wyoming*													
N.8	at Hawai'i*													
N.15	Boise State*													
N.22	San Jose State*													
N.28	at New Mexico*													
2025 Totals		0	0	0.0	0	0	0.0	0	0	0	0	0.0	0	0
2024%		13	13	100.0	3	8	37.5	53	22	29	1,816	62.6	22	1
2023%		15	16	93.8	9	12	75.0	50	42	37	2,402	64.9	35	0
2022%		0	0	0.0	0	0	0.0	0	0	0	0	0.0	0	0
CAREER		0	0	0.0	0	0	0.0	0	0	0	0	0.0	0	0

* - Mountain West game. % - at Northern Colorado

#46 - Gabriel Plascencia - K

Date	Opponent	Extra Points			Field Goals				Total Pts.	Kickoffs				
		Made	Att.	Pct.	Made	Att.	Pct.	Long		No.	Yards	Avg.	TB	OB
A.28	Stony Brook	3	3	100.0	2	2	100.0	42	9	4	256	64.0	2	0
S.6	at Washington State	1	1	100.0	0	0	0.0	0	1	2	130	65.0	2	0
S.20	California													
S.27	at Northern Illinois													
O.3	Colorado State*													
O.11	at Nevada*													
O.25	at Fresno State*													
N.1	Wyoming*													
N.8	at Hawai'i													
N.15	Boise State*													
N.22	San Jose State*													
N.28	at New Mexico*													
2025 Totals		4	4	100.0	2	2	100.0	42	8	0	0	0.0	0	0
2024		18	19	94.7	13	14	92.9	50	57	50	2,980	59.6	23	4
2023		2	2	100.0	4	4	100.0	46	14	16	992	62.0	2	1
CAREER (17 GP)		0	0	0.0	0	0	0.0	0	0	0	0	0.0	0	0

* - Mountain West game.

2025 GAME-BY-GAME DEFENSIVE STATISTICS

#42 - Brady Anderson - LB

Date	Opponent	U	A	T	TFL	SK	INT	PBU	FF	FR
A.28	Stony Brook	1	3	4	0.0	0.0	0	0	0	0
S.6	at Washington St.	0	1	1	0.0	0.0	0	0	0	0
S.20	California									
S.27	at Northern Illinois									
O.3	Colorado State*									
O.11	at Nevada*									
O.25	at Fresno State*									
N.1	Wyoming*									
N.8	at Hawai'i*									
N.15	Boise State*									
N.22	San Jose State*									
N.28	at New Mexico*									
2025 Totals		1	4	5	0.0	0.0	0	0	0	0
2024		6	9	15	2.0	1.0	0	0	0	1
2023		5	9	14	0.0	0.0	0	0	0	0
2022		1	0	1	0.0	0.0	0	0	0	0
2021		0	1	1	0.0	0.0	0	0	0	0
CAREER (40-1 GP-GS)		16	20	36	2.0	1.0	0	0	0	0

*- Mountain West game.

#31 - Jared Badie - EDGE

Date	Opponent	U	A	T	TFL	SK	INT	PBU	FF	FR
A.28	Stony Brook	0	1	1	0.5	0.5	0	0	0	0
S.6	at Washington St.	0	0	0	0	0	0	0	0	0
S.20	California									
S.27	at Northern Illinois									
O.3	Colorado State*									
O.11	at Nevada*									
O.25	at Fresno State*									
N.1	Wyoming*									
N.8	at Hawai'i*									
N.15	Boise State*									
N.22	San Jose State*									
N.28	at New Mexico*									
2025 Totals		0	1	1	0.5	0.5	0	0	0	0
2024		2	1	3	0.0	0.0	0	0	0	0
2023%		0	0	0	0.0	0.0	0	0	0	0
2022%		1	0	1	0.0	0.0	0	0	0	0
CAREER (11-0 GP-GS)		3	2	5	0.5	0.5	0	0	0	0

*- Mountain West game. %-at Illinois

#90 - Sam Benjamin - DL

Date	Opponent	U	A	T	TFL	SK	INT	PBU	FF	FR
A.28	Stony Brook	0	0	0	0.0	0.0	0	0	0	0
S.6	at Washington St.	1	1	2	1.0	0.0	0	0	0	0
S.20	California									
S.27	at Northern Illinois									
O.3	Colorado State*									
O.11	at Nevada*									
O.25	at Fresno State*									
N.1	Wyoming*									
N.8	at Hawai'i*									
N.15	Boise State*									
N.22	San Jose State*									
N.28	at New Mexico*									
2025 Totals		1	1	2	1.0	0.0	0	0	0	0
2024		2	2	4	0.0	0.0	0	0	0	0
2023^		2	4	6	0.5	0.0	0	0	0	0
2022%		6	8	14	2.0	0.5	0	3	0	1
CAREER (31-6)		11	15	26	3.5	0.5	0	3	0	1

*- Mountain West game. %-at Idaho State. ^- at Arizona State

#6 - Eric Butler - S

Date	Opponent	U	A	T	TFL	SK	INT	PBU	FF	FR
A.28	Stony Brook	0	1	1	0	0	0	0	0	0
S.6	at Washington St.	2	4	6	0	0	0	0	0	0
S.20	California									
S.27	at Northern Illinois									
O.3	Colorado State*									
O.11	at Nevada*									
O.25	at Fresno State*									
N.1	Wyoming*									
N.8	at Hawai'i*									
N.15	Boise State*									
N.22	San Jose State*									
N.28	at New Mexico*									
2025 Totals		2	5	7	0.0	0.0	0	0	0	0
2024		34	15	49	2.5	0.0	1	3	1	0
2023		13	8	21	2.5	1.0	0	0	0	0
2022		3	4	7	0.0	0.0	0	0	0	0
CAREER (37-13 GP-GS)		52	32	84	5.0	1.0	1	3	1	0

*- Mountain West game.

#23 - Isaiah Buxton - CB

Date	Opponent	U	A	T	TFL	SK	INT	PBU	FF	FR
A.28	Stony Brook	1	0	1	0	0	0	0	0	0
S.6	at Washington St.	0	0	0	0	0	0	0	0	0
S.20	California									
S.27	at Northern Illinois									
O.3	Colorado State**									
O.11	at Nevada*									
O.25	at Fresno State*									
N.1	Wyoming*									
N.8	at Hawai'i*									
N.15	Boise State*									
N.22	San Jose State*									
N.28	at New Mexico*									
2025 Totals		1	0	1	0.0	0.0	0	0	0	0
2024		0	0	0	0.0	0.0	0	0	0	0
CAREER (2-0 GP-GS)		1	0	1	0.0	0.0	0	0	0	0

*- Mountain West game.

#12 - Owen Chambliss - LB

Date	Opponent	U	A	T	TFL	SK	INT	PBU	FF	FR
A.28	Stony Brook	3	4	7	1.5	1	0	0	0	0
S.6	at Washington St.	6	3	9	0	0	0	1	0	0
S.20	California									
S.27	at Northern Illinois									
O.3	Colorado State*									
O.11	at Nevada*									
O.25	at Fresno State*									
N.1	Wyoming*									
N.8	at Hawai'i*									
N.15	Boise State*									
N.22	San Jose State*									
N.28	at New Mexico*									
2025 Totals		9	7	16	1.5	1.0	0	1	0	0
2024		16	15	31	0.0	0.0	0	1	0	0
2023%		1	0	1	0.0	0.0	0	0	0	0
CAREER (5-1 GP-GS)		26	22	48	1.5	1.0	0	2	0	0

*- Mountain West game. %- at Utah

#50 - Tyson Chavez - LS

Date	Opponent	U	A	T	TFL	SK	INT	PBU	FF	FR
A.28	Stony Brook	0	0	0	0.0	0.0	0	0	0	0
S.6	at Washington St.	0	1	0	0.0	0.0	0	0	0	0
S.20	California									
S.27	at Northern Illinois									
O.3	Colorado State*									
O.11	at Nevada*									
O.25	at Fresno State*									
N.1	Wyoming*									
N.8	at Hawai'i*									
N.15	Boise State*									
N.22	San Jose State*									
N.28	at New Mexico*									
2025 Totals		0	1	0	0.0	0.0	0	0	0	0
2024		0	0	0	0.0	0.0	0	0	0	0
2023		0	0	0	0.0	0.0	0	0	0	0
2022		0	0	0	0.0	0.0	0	0	0	0
CAREER (3-0 GP-GS)		0	0	0	0.0	0.0	0	0	0	0

*- Mountain West game.

#54 - Krishna Clay - DL

Date	Opponent	U	A	T	TFL	SK	INT	PBU	FF	FR
A.28	Stony Brook	1	0	1	0.0	0.0	0	0	0	0
S.6	at Washington St.	0	1	1	0.0	0.0	0	0	0	0
S.20	California									
S.27	at Northern Illinois									
O.3	Colorado State*									
O.11	at Nevada*									
O.25	at Fresno State*									
N.1	Wyoming*									
N.8	at Hawai'i*									
N.15	Boise State*									
N.22	San Jose State*									
N.28	at New Mexico*									
2025 Totals		1	1	2	0.0	0.0	0	0	0	0
2024		20	20	40	4.5	1.5	0	0	0	1
CAREER (14-12 GP-GS)		0	0	0	0.0	0.0	0	0	0	0

*- Mountain West game.

2025 GAME-BY-GAME DEFENSIVE STATISTICS

#91 - Amari Comier - DL

Date	Opponent	U	A	T	TFL	SK	INT	PBU	FF	FR
A.28	Stony Brook	0	1	1	0.0	0.0	0	0	0	0
S.6	at Washington St.	0	2	2	0.0	0.0	0	0	0	0
S.20	California									
S.27	at Northern Illinois									
O.3	Colorado State*									
O.11	at Nevada*									
O.25	at Fresno State*									
N.1	Wyoming*									
N.8	at Hawai'i*									
N.15	Boise State*									
N.22	San Jose State*									
N.28	at New Mexico*									
2025 Totals		0	3	3	0.0	0.0	0	0	0	0
CAREER (2-0 GP-GS)		0	3	3	0.0	0.0	0	0	0	0

*- Mountain West game.

#24 - Josiah Cox - S

Date	Opponent	U	A	T	TFL	SK	INT	PBU	FF	FR
A.28	Stony Brook	0	2	2	0.0	0.0	0	0	0	0
S.6	at Washington St.	0	1	1	0.0	0.0	0	0	0	0
S.20	California									
S.27	at Northern Illinois									
O.3	Colorado State*									
O.11	at Nevada*									
O.25	at Fresno State*									
N.1	Wyoming*									
N.8	at Hawai'i*									
N.15	Boise State*									
N.22	San Jose State*									
N.28	at New Mexico*									
2025 Totals		0	3	3	0.0	0.0	0	0	0	0
2024^		17	18	35	0.0	0.0	2	1	0	0
2023%		1	2	3	0.0	0.5	0	0	0	0
CAREER (44-0 GP-GS)		18	23	41	0.0	0.5	2	1	0	0

*- Mountain West game. %- at Arizona State. ^- at New Mexico State

#48 - Kainoa Davis - DL

Date	Opponent	U	A	T	TFL	SK	INT	PBU	FF	FR
A.28	Stony Brook	1	0	1	0.0	0.0	0	0	0	0
S.6	at Washington St.	0	0	0	0.0	0.0	0	0	0	0
S.20	California									
S.27	at Northern Illinois									
O.3	Colorado State*									
O.11	at Nevada*									
O.25	at Fresno State*									
N.1	Wyoming*									
N.8	at Hawai'i*									
N.15	Boise State*									
N.22	San Jose State*									
N.28	at New Mexico*									
2025 Totals		1	0	1	0.0	0.0	0	0	0	0
2024%		0	0	0	0.0	0.0	0	0	0	0
CAREER (2-0 GP-GS)		0	0	0	0.0	0.0	0	0	0	0

*- Mountain West game. %- at Charlotte

#55 - Malachi Finau - DL

Date	Opponent	U	A	T	TFL	SK	INT	PBU	FF	FR
A.28	Stony Brook	0	2	2	0.5	0.0	0	0	0	0
S.6	at Washington St.	0	1	1	0.0	0.0	0	0	0	0
S.20	California									
S.27	at Northern Illinois									
O.3	Colorado State*									
O.11	at Nevada*									
O.25	at Fresno State*									
N.1	Wyoming*									
N.8	at Hawai'i*									
N.15	Boise State*									
N.22	San Jose State*									
N.28	at New Mexico*									
2025 Totals		0	3	3	0.5	0.0	0	0	0	0
2024%		10	9	19	3.0	3.5	0	0	0	0
2023%		1	3	4	0.5	0.5	0	0	0	0
2022%		0	0	0	0.0	0.0	0	0	0	0
CAREER (23-2 GP-GS)		11	15	26	4.0	4.0	0	0	0	0

*- Mountain West game. %- at Hawai'i

#22 - Max Garrison - S

Date	Opponent	U	A	T	TFL	SK	INT	PBU	FF	FR
A.28	Stony Brook	0	0	0	0.0	0.0	0	0	0	0
S.6	at Washington St.	1	0	1	0.0	0.0	0	0	0	0
S.20	California									
S.27	at Northern Illinois									
O.3	Colorado State*									
O.11	at Nevada*									
O.25	at Fresno State*									
N.1	Wyoming*									
N.8	at Hawai'i*									
N.15	Boise State*									
N.22	San Jose State*									
N.28	at New Mexico*									
2025 Totals		1	0	1	0.0	0.0	0	0	0	0
2024		2	1	3	0.0	0.0	0	0	0	0
2023		2	0	2	0.0	0.0	0	0	0	0
2022		1	1	2	0.0	0.0	0	0	0	0
CAREER (31-0 GP-GS)		6	2	8	0.0	0.0	0	0	0	0

*- Mountain West game.

#35 - Hunter Haines - S

Date	Opponent	U	A	T	TFL	SK	INT	PBU	FF	FR
A.28	Stony Brook	0	0	0	0.0	0.0	0	0	0	0
S.6	at Washington St.	0	0	0	0.0	0.0	0	0	0	0
S.20	California									
S.27	at Northern Illinois									
O.3	Colorado State*									
O.11	at Nevada*									
O.25	at Fresno State*									
N.1	Wyoming*									
N.8	at Hawai'i*									
N.15	Boise State*									
N.22	San Jose State*									
N.28	at New Mexico*									
2025 Totals		0	0	0	0.0	0.0	0	0	0	0
2024%		1	0	1	0.0	0.0	0	0	0	0
CAREER (6-0 GP-GS)		0	0	0	0.0	0.0	0	0	0	0

*- Mountain West game. %- at Washington State

#15 - Xavier Hamlett - CB

Date	Opponent	U	A	T	TFL	SK	INT	PBU	FF	FR
A.28	Stony Brook	0	0	0	0.0	0.0	0	0	0	0
S.6	at Washington St.	0	0	0	0.0	0.0	0	0	0	0
S.20	California									
S.27	at Northern Illinois									
O.3	Colorado State*									
O.11	at Nevada*									
O.25	at Fresno State*									
N.1	Wyoming*									
N.8	at Hawai'i*									
N.15	Boise State*									
N.22	San Jose State*									
N.28	at New Mexico*									
2025 Totals		0	0	0	0.0	0.0	0	0	0	0
2024		0	0	0	0.0	0.0	0	0	0	0
2023		0	0	0	0.0	0.0	0	0	0	0
CAREER (13-0 GP-GS)		0	0	0	0.0	0.0	0	0	0	0

*- Mountain West game.

#34 - Dean Harrington - LB

Date	Opponent	U	A	T	TFL	SK	INT	PBU	FF	FR
A.28	Stony Brook	0	0	0	0.0	0.0	0	0	0	0
S.6	at Washington St.	-did not play-								
S.20	California									
S.27	at Northern Illinois									
O.3	Colorado State*									
O.11	at Nevada*									
O.25	at Fresno State*									
N.1	Wyoming*									
N.8	at Hawai'i*									
N.15	Boise State*									
N.22	San Jose State*									
N.28	at New Mexico*									
2025 Totals		0	0	0	0.0	0.0	0	0	0	0
2024		0	0	0	0.0	0.0	0	0	0	0
CAREER (1-0 GP-GS)		0	0	0	0.0	0.0	0	0	0	0

*- Mountain West game.

2025 GAME-BY-GAME DEFENSIVE STATISTICS

#45 - DJ Herman - LB

Date	Opponent	U	A	T	TFL	SK	INT	PBU	FF	FR
A.28	Stony Brook	1	1	2	0.0	0.0	0	0	0	0
S.6	at Washington St.	0	0	0	0.0	0.0	0	0	0	0
S.20	California									
S.27	at Northern Illinois									
O.3	Colorado State*									
O.11	at Nevada*									
O.25	at Fresno State*									
N.1	Wyoming*									
N.8	at Hawai'i*									
N.15	Boise State*									
N.22	San Jose State*									
N.28	at New Mexico*									
2025 Totals		1	1	2	0.0	0.0	0	0	0	0
2024		13	16	29	1.0	0.0	0	1	0	0
2023		0	1	1	0.0	0.0	0	0	0	0
2022		2	1	3	0.0	0.0	0	0	0	0
2021		0	0	0	0.0	0.0	0	0	0	0
CAREER (38-2 GP-GS)		16	19	35	1.0	0.0	0	1	0	0

* Mountain West game.

#10 - Ryan Henderson - EDGE

Date	Opponent	U	A	T	TFL	SK	INT	PBU	FF	FR
A.28	Stony Brook	2	0	2	1.0	0.0	0	0	0	0
S.6	at Washington St.	1	0	1	0.0	0.0	0	0	0	0
S.20	California									
S.27	at Northern Illinois									
O.3	Colorado State*									
O.11	at Nevada*									
O.25	at Fresno State*									
N.1	Wyoming*									
N.8	at Hawai'i*									
N.15	Boise State*									
N.22	San Jose State*									
N.28	at New Mexico*									
2025 Totals		3	0	3	1.0	0.0	0	0	0	0
2024		7	6	13	2.5	2.5	0	0	0	0
2023		3	5	8	1.0	1.0	0	0	1	1
2022		0	0	0	0.0	0.0	0	0	0	0
CAREER (22-1 GP-GS)		13	11	24	4.5	3.5	0	0	1	1

* Mountain West game.

#29 - Josh Hunter - S

Date	Opponent	U	A	T	TFL	SK	INT	PBU	FF	FR
A.28	Stony Brook	0	1	1	0.0	0.0	0	1	0	0
S.6	at Washington St.	0	0	0	0.0	0.0	0	0	0	0
S.20	California									
S.27	at Northern Illinois									
O.3	Colorado State*									
O.11	at Nevada*									
O.25	at Fresno State*									
N.1	Wyoming*									
N.8	at Hawai'i*									
N.15	Boise State*									
N.22	San Jose State*									
N.28	at New Mexico*									
2025 Totals		0	1	1	0.0	0.0	0	0	0	0
2024		21	10	31	3.0	0.5	0	2	0	0
2023		26	12	38	1.0	0.0	0	2	0	0
2022		1	0	1	0.0	0.0	0	0	0	0
CAREER (27-5 GP-GS)		48	23	71	4.0	0.5	0	4	0	0

* Mountain West game.

#1 - Chris Johnson - CB

Date	Opponent	U	A	T	TFL	SK	INT	PBU	FF	FR
A.28	Stony Brook	1	1	2	0.0	0.0	0	2	0	0
S.6	at Washington St.	5	3	8	0.0	0.0	0	1	1	0
S.20	California									
S.27	at Northern Illinois									
O.3	Colorado State*									
O.11	at Nevada*									
O.25	at Fresno State*									
N.1	Wyoming*									
N.8	at Hawai'i*									
N.15	Boise State*									
N.22	San Jose State*									
N.28	at New Mexico*									
2025 Totals		6	4	10	0.0	0.0	0	3	1	0
2024		49	18	67	0.5	0.0	1	4	3	0
2023		15	15	30	0.0	0.0	1	1	1	0
2022		5	1	6	0.0	0.0	0	0	0	0
CAREER (38-14 GP-GS)		75	38	113	0.5	0.0	2	8	5	0

* Mountain West game.

#52 - Jayden Kendricks - LB

Date	Opponent	U	A	T	TFL	SK	INT	PBU	FF	FR
A.28	Stony Brook	0	0	0	0.0	0.0	0	0	0	0
S.6	at Washington St.									
S.20	California									
S.27	at Northern Illinois									
O.3	Colorado State*									
O.11	at Nevada*									
O.25	at Fresno State*									
N.1	Wyoming*									
N.8	at Hawai'i*									
N.15	Boise State*									
N.22	San Jose State*									
N.28	at New Mexico*									
2025 Totals		0	0	0	0.0	0.0	0	0	0	0
2024		0	0	0	0.0	0.0	0	0	0	0
2023		0	0	0	0.0	0.0	0	0	0	0
CAREER (1-0 GP-GS)		0	0	0	0.0	0.0	0	0	0	0

* Mountain West game.

#44 - Niles King - EDGE

Date	Opponent	U	A	T	TFL	SK	INT	PBU	FF	FR
A.28	Stony Brook	0	3	3	0.0	0.0	0	0	0	0
S.6	at Washington St.	0	1	1	0.0	0.0	0	0	0	0
S.20	California									
S.27	at Northern Illinois									
O.3	Colorado State*									
O.11	at Nevada*									
O.25	at Fresno State*									
N.1	Wyoming*									
N.8	at Hawai'i*									
N.15	Boise State*									
N.22	San Jose State*									
N.28	at New Mexico*									
2025 Totals		0	4	4	0.0	0.0	0	0	0	0
2024%		18	17	35	12.0	8.5	0	0	1	0
2023%		14	14	28	13.5	10.0	0	0	3	0
2022%		2	5	7	1.5	1.5	0	0	0	0
CAREER (36-26 GP-GS)		34	40	74	27.0	20.0	0	0	4	0

* Mountain West game. % - at Grand Valley State.

#21 - Tano Letuli - LB

Date	Opponent	U	A	T	TFL	SK	INT	PBU	FF	FR
A.28	Stony Brook	1	8	9	0.0	0.0	0	1	0	0
S.6	at Washington St.	5	6	11	0.0	0.0	0	0	0	0
S.20	California									
S.27	at Northern Illinois									
O.3	Colorado State*									
O.11	at Nevada*									
O.25	at Fresno State*									
N.1	Wyoming*									
N.8	at Hawai'i*									
N.15	Boise State*									
N.22	San Jose State*									
N.28	at New Mexico*									
2025 Totals		6	14	20	0.0	0.0	0	1	0	0
2024		38	32	70	3.5	1.5	1	0	0	1
2023%		7	5	12	0.0	0.0	0	0	0	0
CAREER (23-12 GP-GS)		51	51	102	3.5	1.5	1	1	0	1

* Mountain West game. % - at Army.

#14 - Jatavious Magee - S

Date	Opponent	U	A	T	TFL	SK	INT	PBU	FF	FR
A.28	Stony Brook	0	0	0	0.0	0.0	0	0	0	0
S.6	at Washington St.	1	0	1	0.0	0.0	0	0	0	0
S.20	California									
S.27	at Northern Illinois									
O.3	Colorado State*									
O.11	at Nevada*									
O.25	at Fresno State*									
N.1	Wyoming*									
N.8	at Hawai'i*									
N.15	Boise State*									
N.22	San Jose State*									
N.28	at New Mexico*									
2025 Totals		1	0	1	0.0	0.0	0	0	0	0
2024		2	1	3	0.0	0.0	0	0	0	0
2023		3	0	3	0.0	0.0	0	0	0	0
2022		1	0	1	0.0	0.0	0	0	0	0
2021		0	0	0	0.0	0.0	0	0	0	0
CAREER (36-0 GP-GS)		7	1	8	0.0	0.0	0	0	0	0

* Mountain West game.

2025 GAME-BY-GAME DEFENSIVE STATISTICS

#17 - Deshawn McQuin - S

Date	Opponent	U	A	T	TFL	SK	INT	PBU	FF	FR
A.28	Stony Brook	0	0	0	0.0	0.0	0	0	0	0
S.6	at Washington St.	3	0	3	0.0	0.0	0	0	0	0
S.20	California									
S.27	at Northern Illinois									
O.3	Colorado State*									
O.11	at Nevada*									
O.25	at Fresno State*									
N.1	Wyoming*									
N.8	at Hawai'i*									
N.15	Boise State*									
N.22	San Jose State*									
N.28	at New Mexico*									
2025 Totals		3	0	3	0.0	0.0	0	0	0	0
2024		19	9	28	2.0	1.0	0	5	0	0
2023		9	4	13	1.5	0.5	1	2	0	0
2022%		8	2	10	0.0	0.0	0	1	0	0
2021%		0	1	1	0.0	0.0	1	0	0	0
2020%		5	1	6	0.0	0.0	0	0	0	0
2019%		1	0	1	0.0	0.0	0	0	0	0
CAREER (46-10 GP-GS)		45	17	62	3.5	1.5	2	8	0	0

* - Mountain West game. % - at TCU.

#26 - Dwayne McDougle - S

Date	Opponent	U	A	T	TFL	SK	INT	PBU	FF	FR
A.28	Stony Brook	0	1	1	0.0	0.0	0	0	0	0
S.6	at Washington St.	3	1	4	0.0	0.0	0	0	0	0
S.20	California									
S.27	at Northern Illinois									
O.3	Colorado State*									
O.11	at Nevada*									
O.25	at Fresno State*									
N.1	Wyoming*									
N.8	at Hawai'i*									
N.15	Boise State*									
N.22	San Jose State*									
N.28	at New Mexico*									
2025 Totals		3	2	5	0.0	0.0	0	0	0	0
2024^		31	27	58	1.5	0.0	0	0	0	0
2023^		13	16	29	1.0	0.0	2	0	1	0
2022%		0	1	1	0.0	0.0	0	0	0	0
CAREER (29-2 GP-GS)		47	46	93	2.5	0.0	2	0	1	0

* - Mountain West game. % - Northern Arizona. ^ - at Idaho

#20 - Jelani McLaughlin - S

Date	Opponent	U	A	T	TFL	SK	INT	PBU	FF	FR
A.28	Stony Brook	0	2	2	0.0	0.0	0	0	0	0
S.6	at Washington St.	1	0	1	0.0	0.0	0	0	0	0
S.20	California									
S.27	at Northern Illinois									
O.3	Colorado State*									
O.11	at Nevada*									
O.25	at Fresno State*									
N.1	Wyoming*									
N.8	at Hawai'i*									
N.15	Boise State*									
N.22	San Jose State*									
N.28	at New Mexico*									
2025 Totals		1	2	3	0.0	0.0	0	0	0	0
2024		4	3	7	0.0	0.0	0	0	0	0
2023		0	0	0	0.0	0.0	0	0	0	0
CAREER (16-0 GP-GS)		5	5	10	0.0	0.0	0	0	0	0

* - Mountain West game.

#33 - Brady Nassar - EDGE

Date	Opponent	U	A	T	TFL	SK	INT	PBU	FF	FR
A.28	Stony Brook	0	0	0	0.0	0.0	0	0	0	0
S.6	at Washington St.	0	0	0	0.0	0.0	0	0	0	0
S.20	California									
S.27	at Northern Illinois									
O.3	Colorado State*									
O.11	at Nevada*									
O.25	at Fresno State*									
N.1	Wyoming*									
N.8	at Hawai'i*									
N.15	Boise State*									
N.22	San Jose State*									
N.28	at New Mexico*									
2025 Totals		0	0	0	0.0	0.0	0	0	0	0
2024		14	12	26	4.5	1.0	1	0	0	0
2023		4	2	6	0.0	0.0	0	0	0	0
CAREER (24-10 GP-GS)		18	14	32	4.5	1.0	1	0	0	0

* - Mountain West game.

#0 - Bryce Phillips - CB

Date	Opponent	U	A	T	TFL	SK	INT	PBU	FF	FR
A.28	Stony Brook	2	0	2	0.0	0.0	0	0	0	0
S.6	at Washington St.	6	0	6	0.0	0.0	0	0	0	0
S.20	California									
S.27	at Northern Illinois									
O.3	Colorado State*									
O.11	at Nevada*									
O.25	at Fresno State*									
N.1	Wyoming*									
N.8	at Hawai'i*									
N.15	Boise State*									
N.22	San Jose State*									
N.28	at New Mexico*									
2025 Totals		8	0	8	0.0	0.0	0	0	0	0
2024		32	8	40	4.0	0.0	1	1	0	0
2023%		20	13	33	5.0	0.0	1	8	0	0
2022%		27	8	35	1.0	0.0	0	10	0	0
CAREER (36-36 GP-GS)		87	29	116	10.0	0.0	2	19	0	0

* - Mountain West game. % - at Tennessee State.

#56 - Augsut Salvati - DL

Date	Opponent	U	A	T	TFL	SK	INT	PBU	FF	FR
A.28	Stony Brook	1	2	3	1.5	1.5	0	0	0	0
S.6	at Washington St.	0	0	0	0.0	0.0	0	0	0	0
S.20	California									
S.27	at Northern Illinois									
O.3	Colorado State*									
O.11	at Nevada*									
O.25	at Fresno State*									
N.1	Wyoming*									
N.8	at Hawai'i*									
N.15	Boise State*									
N.22	San Jose State*									
N.28	at New Mexico*									
2025 Totals		1	2	3	1.5	1.5	0	0	0	0
2024%		0	0	0	0.0	0.0	0	0	0	0
CAREER (3-0 GP-GS)		1	2	3	1.5	1.5	0	0	0	0

* - Mountain West game. % - at Florida Atlantic.

#9 - Dalesean Staley - S

Date	Opponent	U	A	T	TFL	SK	INT	PBU	FF	FR
A.28	Stony Brook	0	0	0	0.0	0.0	0	2	0	0
S.6	at Washington St.	3	3	6	0.5	0.0	0	1	0	0
S.20	California									
S.27	at Northern Illinois									
O.3	Colorado State*									
O.11	at Nevada*									
O.25	at Fresno State*									
N.1	Wyoming*									
N.8	at Hawai'i*									
N.15	Boise State*									
N.22	San Jose State*									
N.28	at New Mexico*									
2025 Totals		3	3	6	0.5	0.0	0	3	0	0
2024		37	24	61	0.0	0.0	0	0	0	1
2023%		32	37	69	3.0	0.0	3	5	0	0
2022%		3	0	3	0.0	0.0	0	0	0	0
CAREER (27-22 GP-GS)		75	64	139	3.5	0.0	3	8	0	1

* - Mountain West game. % - at Northern Iowa

2025 GAME-BY-GAME DEFENSIVE STATISTICS

#94 - Teivis Tuoti - DL

Date	Opponent	U	A	T	TFL	SK	INT	PBU	FF	FR
A.28	Stony Brook	1	0	1	0.0	0.0	0	0	0	0
S.6	at Washington St.	0	1	1	0.0	0.0	0	0	0	0
S.20	California									
S.27	at Northern Illinois									
O.3	Colorado State*									
O.11	at Nevada*									
O.25	at Fresno State*									
N.1	Wyoming*									
N.8	at Hawai'i*									
N.15	Boise State*									
N.22	San Jose State*									
N.28	at New Mexico*									
2025 Totals		1	1	2	0.0	0.0	0	0	0	0
2024		3	10	13	1.0	1.0	0	0	0	0
2023^		0	0	0	0.0	0.0	0	0	0	0
2022^		6	9	15	0.0	0.0	0	0	0	0
2021%		0	2	2	0.0	0.0	0	0	0	0
CAREER (12-1 GP-GS)		10	22	32	1.0	1.0	0	0	0	0

* - Mountain West game. % - at Nevada. ^ - at Colorado State.

#2 - Trey White - EDGE

Date	Opponent	U	A	T	TFL	SK	INT	PBU	FF	FR
A.28	Stony Brook	1	2	3	0.0	0.0	0	0	0	0
S.6	at Washington St.	2	4	6	1.5	0.0	0	1	0	0
S.20	California									
S.27	at Northern Illinois									
O.3	Colorado State*									
O.11	at Nevada*									
O.25	at Fresno State*									
N.1	Wyoming*									
N.8	at Hawai'i*									
N.15	Boise State*									
N.22	San Jose State*									
N.28	at New Mexico*									
2025 Totals		3	6	9	1.5	0.0	0	1	0	0
2024		40	20	60	18.5	12.5	0	2	1	0
2023		9	6	15	2.0	0.0	1	1	0	1
2022		1	0	0	0.0	0.0	0	0	0	0
CAREER (29-15 GP-GS)		53	32	85	22.0	12.5	1	4	1	1

* - Mountain West game.

#41 - Mister Williams - S

Date	Opponent	U	A	T	TFL	SK	INT	PBU	FF	FR
A.28	Stony Brook	0	1	1	0.0	0.0	0	0	0	0
S.6	at Washington St.	2	2	4	0.0	0.0	0	0	0	0
S.20	California									
S.27	at Northern Illinois									
O.3	Colorado State*									
O.11	at Nevada*									
O.25	at Fresno State*									
N.1	Wyoming*									
N.8	at Hawai'i*									
N.15	Boise State*									
N.22	San Jose State*									
N.28	at New Mexico*									
2025 Totals		2	3	5	0.0	0.0	0	0	0	0
2024^		26	52	78	13.0	4.0	1	0	5	1
2023^		11	18	29	4.5	1.0	0	0	0	1
2022%		9	1	10	0.0	0.0	0	0	0	0
2021%		6	2	8	0.0	0.0	0	0	0	0
2020%		2	0	0	0.0	0.0	0	0	0	0
CAREER (45-14 GP-GS)		56	76	130	17.5	5.0	1	0	5	2

* - Mountain West game. % - at Colorado. ^ - at Incarnate Word.

#13 - Prince Williams - CB

Date	Opponent	U	A	T	TFL	SK	INT	PBU	FF	FR
A.28	Stony Brook	0	0	0	0.0	0.0	0	0	0	0
S.6	at Washington St.	0	0	0	0.0	0.0	0	0	0	0
S.20	California									
S.27	at Northern Illinois									
O.3	Colorado State*									
O.11	at Nevada*									
O.25	at Fresno State*									
N.1	Wyoming*									
N.8	at Hawai'i*									
N.15	Boise State*									
N.22	San Jose State*									
N.28	at New Mexico*									
2025 Totals		0	0	0	0.0	0.0	0	0	0	0
2024		0	0	0	0.0	0.0	0	0	0	0
CAREER (5-0 GP-GS)		0	0	0	0.0	0.0	0	0	0	0

* - Mountain West game.

#32 - Tanner Williams - LB

Date	Opponent	U	A	T	TFL	SK	INT	PBU	FF	FR
A.28	Stony Brook	0	1	1	0.0	0.0	0	0	0	0
S.6	at Washington St.									
S.20	California									
S.27	at Northern Illinois									
O.3	Colorado State*									
O.11	at Nevada*									
O.25	at Fresno State*									
N.1	Wyoming*									
N.8	at Hawai'i*									
N.15	Boise State*									
N.22	San Jose State*									
N.28	at New Mexico*									
2025 Totals		0	1	1	0.0	0.0	0	0	0	0
2024%		1	0	1	0.0	0.0	0	0	0	0
CAREER (5-0 GP-GS)		1	0	1	0.0	0.0	0	0	0	0

* - Mountain West game. % - at Utah State.

-did not play-

2025 GAME-BY-GAME DEFENSIVE STATISTICS

2025 SAN DIEGO STATE PARTICIPATION

PARTICIPATION CHART

No.	Name	SB	WSU	CAL	NIU	CSU	NEV	FS	WYO	UH	BS	SJSU	UNM
13	ACEVEDO, Nate •	X	-										
19	ADAMS, Seth § •	GS (TE)	GS (TE)										
42	ANDERSON, Brady	X	X										
31	BADIE, Jared	X	X										
18	BAN, Arthur	X	-										
90	BENJAMIN, Sam	GS (DT)	GS (DT)										
78	BORJON, Joe	GS (RT)	GS (RT)										
17	BOSTICK, Jacob § •	GS (WR)	GS (WR)										
11	BROWN, Donovan § •	GS (WR)	GS (WR)										
6	BUTLER, Eric	GS (S)	GS (S)										
23	BUXTON, Isaiah •	X	X										
21	CARDWELL, Byron •	X	X										
12	CHAMBLISS, Owen	GS (LB)	GS (LB)										
50	CHAVEZ, Tyson	X	X										
54	CLAY, Krishna	X	X										
18	CLEGG, Nick •	X	-										
91	COMIER, Amari •	X	X										
36	CORNELIUS, Kodi •	X	-										
24	COX, Josiah •	X	X										
12	CRUM, Kyle	-	X										
48	DAVIS, Kainoa •	X	X										
4	DENEGAL, Jayden § •	GS (QB)	GS (QB)										
61	DUERTE, Chase •	X	-										
76	ELLIS, Kalan § •	GS (LG)	GS (LG)										
5	EMANUEL JR., Bert •	X	X										
55	FINAU, Malachi § •	GS (DT)	GS (DT)										
15	FORD, Jackson •	X	X										
57	FUIMAONO, Saipale	X	X										
22	GARRISON, Max	X	X										
93	GREEN, Hunter •	X	X										
35	HAINES, Hunter •	X	X										
15	HAMLET, Xavier	X	X										
34	HARRINGTON, Dean •	X	X										
10	HENDERSON, Ryan	X	X										
45	HERMAN, DJ	X	X										
39	HERRANEN, Eemil •	X	X										
29	HUNTER, Josh	X	X										
1	JOHNSON, Chris	GS (CB)	GS (CB)										
70	JONES, Christian	GS (LT)	GS (LT)										
71	KANNIKE, Bayo § •	GS (RG)	GS (RG)										
53	KASSIM, Ikbal •	X	-										
52	KENDRICKS, Jayden •	X	-										
44	KING, Niles •	X	X										
20	KITT-DENTON, Myles •	X	X										
21	LETULLI, Tano	GS (LB)	GS (LB)										
14	MAGEE, Jatavious	X	X										
77	MAY, Cam •	X	-										
17	MCCUIN, Deshawn	X	X										
26	MCDUGGLE, Dwayne § •	GS (S)	GS (S)										
20	MCLAUGHLIN, Jelani	X	X										
85	MCCLURE, Jerry	X	X										
2	NAPIER, Jordan	GS (WR)	GS (WR)										
33	NASSAR, Brady	GS (EDGE)	GS (EDGE)										
0	PHILLIPS, Bryce	GS (CB)	GS (CB)										
11	PLASCENCIA, Gabe	X	X										
40	RHANEY, Cincere •	X	-										
36	SALVATI, August •	X	X										
9	STALEY, Dalesean	GS (S)	GS (S)										
7	SUTTON, Lucky §	GS (RB)	GS (RB)										
10	THREATT, Parker	X	-										
94	TUIOTI, Tevis	X	X										
63	ULUGALU-MASEULI, Ross	GS (C)	GS (C)										
23	WASHINGTON, Christian •	X	X										
75	WATKINS, Michael Levelle •	X	X										
11	WELSH, Mikey	X	-										
2	WHITE, Trey	GS (EDGE)	GS (EDGE)										
41	WILLIAMS, Mister •	X	X										
13	WILLIAMS, Prince	X	X										
32	Williams, Tanner •	X	-										
88	WOLFER, RYAN •	X	X										

§ - made first career San Diego State start this season. • - made first San Diego State appearance this season. Bold RED indicates a player who has started every game this season. Bold BLACK indicates a player has played in every game this season.

2025 SAN DIEGO STATE STARTERS/PARTICIPATION

OFFENSIVE STARTERS

Position	SBU	WSU	CAL	NIU	CSU	NEV	FS	WYO	UH	BS	SJSU	UNM
LT	Jones	Jones										
LG	Ellis	Ellis										
C	Ulugalu-Maseuli	Ulugalu-Maseuli										
RG	Kannike	Kannike										
RT	Borjon	Borjon										
TE	Adams	Adams										
QB	Denegal	Denegal										
RB	Sutton	Sutton										
WR	Brown	Brown										
WR	Bostick	Bostick										
SLOT	Napier	Napier										

DEFENSIVE STARTERS

Position	SBU	WSU	CAL	NIU	CSU	NEV	FS	WYO	UH	BS	SJSU	UNM
EDGE	Nassar	Nassar										
DT	Benjamin	Benjamin										
DT	Finau	Finau										
EDGE	White	White										
SAM	Letuli	Letuli										
WILL	Chambliss	Chambliss										
CB	Johnson	Johnson										
SAM (S)	Butler	Butler										
FS	McDougle	McDougle										
SS	Staley	Staley										
CB	Phillips	Phillips										

SPECIALIST STARTERS

Position	SBU	WSU	CAL	NIU	CSU	NEV	FS	WYO	UH	BS	SJSU	UNM
KO	Plascencia	Plascencia										
PK	Plascencia	Plascencia										
Holder	Herranen	Herranen										
Punter	Green	Green										
LS	Chavez	Chavez										
KOR	Napier	Napier										
PR	Napier	Napier										

PARTICIPATION CHART

	SB	WSU	CAL	NIU	CSU	NEV	FS	WYO	UH	BS	SJSU	UNM
Dressed	83	71										
Played	69	58										
Seniors	21	21										
Juniors	28	25										
Sophomores	5	5										
Freshman (RS/True)	15 (13/2)	7 *(5/0)										
Started	22	22										
Seniors	9	9										
Juniors	11	11										
Sophomores	2	2										
Freshman (RS/True)	2	2										
Making SDSU Debut	35	0										
Making 1st SDSU Start	9	0										

CAREER START CHART (Offense/Defense)

Player, Pos.	Yr.	Career Starts	Consecutive Starts	Yearly Total					
				2025	2024	2023	2022	2021	2020
Bryce Phillips, CB	Sr. [^]	36	36	2	12	11	11	JC	-
Bayo Kannike, OL	Sr.	32	2	2	3	11	11	5	-
Ross Ulugalu-Maseuli, OL	Sr.	30	14	2	12	10	6	RS	-
Dalesean Staley, S	Jr.	23	9	2	10	11	RS	-	-
Seth Adams, OL/TE	Sr.	22	2	2	3	0	0	10	7
Christian Jones, OL	Sr.	20	14	2	12	6	0	RS	-
Mister Williams, LB	Sr.	17	0	0	14	3	0	RS	0
Kalan Ellis, OL	Jr.	16	2	2	-	0	9	5	-
Trey White, EDGE	Jr.	15	15	2	12	1	RS	-	-
Chris Johnson, CB	Sr.	14	14	2	12	0	0	-	-
Niles King, EDGE	Sr.	14	0	0	13	1	0	RS	-
Eric Butler, S	Sr.	13	11	2	11	0	0	-	-
Tano Letuli, LB	Jr.	12	8	2	10	0	-	-	-
Krishna Clay, DL	Jr.	12	0	12	12	JC	-	-	-
Cam May, OL	Jr.	11	0	11	0	0	RS	-	-
Myles Kitt-Denton, WR	Sr.	11	0	0	10	1	0	0	RS
Dwayne McDougle	Jr.	10	9	2	8	0	RS	-	-
Brady Nassar, EDGE	Jr.	10	7	2	8	0	-	-	-
Deshawn McCuin, S	Sr. ⁺	10	0	0	7	2	0	1	0
Owen Chambliss, LB	So.	9	2	2	0	7	RS	-	-
Sam Benjamin, DL	Sr.	6	2	2	4	0	0	-	-
Donovan Brown, WR	Jr.	6	2	JC	-	4	RS	-	-
Joe Borjon, OL	Sr.	6	2	2	1	3	0	-	-
Teivis Tuioti, DL	Sr.	6	0	6	0	0	0	RS	-

Player, Pos.	Yr.	Career Starts	Consecutive Starts	Yearly Total					
				2025	2024	2023	2022	2021	2020
EChristian Washington, RB	Jr.	6	0	0	4	0	2	-	-
Josh Hunter, S	Jr.	5	0	0	0	5	RS	-	-
Bert Emanuel Jr., QB	Jr.	4	0	0	0	3	1	-	-
Malachi Finau, DL	Jr.	3	2	2	1	0	RS	-	-
Jordan Napier, WR	So.	3	2	2	0	1	RS	-	-
Jayden Denegal, QB	Jr.	2	2	2	0	0	RS	-	-
Jacob Bostick, WR	Jr.	2	2	2	0	0	RS	-	-
Lucky Sutton, RB	Jr.	2	2	2	0	0	RS	-	-
Dallas Fincher, OL	Sr.	2	0	-	0	2	0	0	RS
DJ Herman, LB	Sr.	2	0	0	2	0	0	RS	-
Josiah Cox, S	Jr.	1	0	0	1	0	-	-	-
Ryan Henderson, EDGE	Jr.	1	0	0	1	0	RS	-	-
Saipale Fuimaono, OL	Sr.	1	0	1	1	-	-	-	-
Brady Anderson, LB	Sr.	1	0	0	0	1	RS	0	-

2025 MISCELLANEOUS STATISTICS

MISCELLANEOUS

Game	Coin Toss	KO/Receive	1st Off. Play	1st Off. Poss	1st Def. Poss.	Game Time	Game Length	Jersey	Pants	Result
Stony Brook	SB won, def.	Receive	Sutton rush	Sutton rush TD	Punt	7:02 p.m. PT	3:08	Black	Black	W, 42-0
Washington St.	WSU won, def.	Receive	Sutton rush	Punt	Punt	7:25 p.m. PT	3:36	White	White	L, 13-36

AVERAGE STARTING FIELD POSITION

Category	San Diego State	Opponents
Drives Started	26	27
Cumulative Starting Yard Line	839	770
Average Field Position	Own 32.25	Own 28.50
Drives Started in Opponent Territory/Att. to Score	3/0	2/0
Scores/Touchdowns, Field Goals	0/0	0/0
Points	0/0	0/0
Drives Started (Inside/At Own 25)	13 (4/9)	17 (9/8)
Points Scored (TDs/FGs)	12 (3/1)	6 (1/0)

* - kick/punt returns for a touchdown not included. & - overtime possessions not included

SDSU OFFENSIVE POSSESSIONS (DEF/ST SCORES NOT INCLUDED)

Game	Poss.	TD	FG	MFG	Punt	TO	Clock	Downs	3&Out*	PPP^
Stony Brook	12	5	2	0	4	0	0	1	3	3.00
at Washington State	14	2	0	0	7	0	1	3	5	0.86

* - less if there is a turnover or end of half; must not have earned a first down or scored points. + - indicates team scored a non-offensive touchdown. & - overtime possession included. # - possession/turnover not included when offense never had ball (turnover on special teams). ^ - PATs/2-pt. not included. • - also includes free kick after a safety. @ - safety included

OPPONENT OFFENSIVE POSSESSIONS (DEF/ST SCORES NOT INCLUDED)

Game	Poss.	TD	FG	MFG	Punt	TO	Clock	Downs	3&Out*	PPP^
Stony Brook	13	0	0	0	10	0	2	1	7	0.00
at Washington State	14	4	2	0	6	0	1	0	4	2.14

* - less if there is a turnover or end of half; must not have earned a first down or scored points. + - indicates team scored a non-offensive touchdown. & - overtime possession included. # - possession/turnover not included when offense never had ball (turnover on special teams). ^ - PATs/2-pt. not included. • - also includes free kick after a safety.

DRIVE ANALYSIS

Game	SDSU			OPPONENT		
	TD	FG		TD	FG	
Stony Brook	4	2		0		0
at Washington St.	2	0		4		2
TOTALS	4	2		4		2

^ - indicates team scored a non-offensive touchdown. & - overtime drives included

GAME-OPENING DRIVE

Game	SDSU			OPPONENT		
	Pts.	FD	Yds.	Pts.	FD	Yds.
Stony Brook	7	5	75	0	0	18
at Washington St.	0	1	17	0^	0	1
TOTALS	7	6	92	0	0	19
AVERAGES	3.5	3.0	46.0	0	0.0	9.5

^ - indicates possession ended in a 3-and-out. ^ - indicates first down gained by penalty.

OPENING SECOND-HALF DRIVE

Game	SDSU			OPPONENT		
	Pts.	FD	Yds.	Pts.	FD	Yds.
Stony Brook	0	1	14	0	1	26
at Washington St.	0	1	26	7	3	75
TOTALS	0	2	40	7	4	101
AVERAGES	0.0	1.0	20.0	2.33	2.0	50.5

^ - indicates possession ended in a 3-and-out. ^ - indicates first down gained by penalty.

2025 MISCELLANEOUS STATISTICS

SDSU SCORING DRIVES

Opponent	Plays	Drive Yds.	TOP	Type Of Score	Qtr/Time	Drive Start	Scoring Play
Stony Brook	13	75	7:21	TD	1st/7:39	SD 25	Sutton 1-yd run
	13	78	N/A	TD	1st/0:53	SD 22	Bostick 25-yd pass f/Denegal
	5	45	1:35	FG	2nd/8:31	SD 31	Plascencia 42-yd field goal
	13	61	4:42	FG	2nd/1:09	SD 22	Plascencia 35-yd field goal
	5	54	1:33	TD	3rd/1:40	SD 46	Sutton 2-yd run
	9	61	3:54	TD	4th/11:06	SD 39	Washington 1-yd run
Washington St.	8	44	3:58	TD	4th/1:54	SD 44	Threath 5-yd run
	5	56	2:00	TD	1st/10:00	SD 44	Bostick 35-yd pass f/Denegal
	10	75	4:05	TD	3rd/0:57	SD 25	Denegal 1-yd run

OPPONENT SCORING DRIVES

Opponent	Plays	Drive Yds.	TOP	Type Of Score	Qtr/Time	Drive Start	Scoring Play
Stony Brook	-	-	-	-	-	-	-
Washington St.	6	48	2:49	TD	1st/5:18	SD 48	Leckner 3-yd pass f/Potter
	13	39	2:49	FG	2nd/14:48	WSU 30	Stevens 49-yd field goal
	4	62	0:32	TD	2nd/0:26	WSU 38	Leckner 3-yd pass f/Potter
	7	75	4:05	TD	3rd/10:55	WSU 25	Neal Jr. 18-yd pass f/Potter
	6	26	2:19	FG	3rd/5:21	WSU 49	Stevens 42-yd field goal
	10	75	4:24	TD	4th/2:48	SD 42	Dugger 3-yd run

2025 MISCELLANEOUS STATISTICS

	San Diego State	Opponents
TOTAL SCORE	55	36
Time Spent in the Lead (<i>Tied 17:31</i>)	57:21	44:48
Total Plays - Yards	143-679	131-491
Plus Territory: Plays-Yards	73-287	48-181
Drives with Plays in Plus Territory (<i>OT not included</i>)	13-of-26	9-of-27
First Down Plays/Yards	55/331	50/235
Average on First Down	5.88	4.03
Rushes-Yards (Avg.)	37-147 (4.1)	23-97 (4.0)
Passes-Yards (Avg.)	18-184 (10.3)	27-138 (3.8)
First Down Sacked-Yards (recorded as a rush)	0-0	0-0
First Down Penalties by Opponent-Yards	0-0	0-0
First Down Penalties by Offense-Yards	1-5	4-25
First Downs Made	8	6
First Down Turnovers	0	0
First Down Touchdowns	1	1
Third Down Efficiency (Pct.)	11-32 (59.4)	7-33 (21.2)
Rushing (Pct.)	8-15 (53.3)	5-13 (38.5)
Passing (Pct.)	3-17 (17.6)	2-20 (10.0)
Third Down Sacked-Yards (recorded as a rush)	0-0	2-(-16)
Conversion Penalties	0	2
Third Down Penalties by Opponent-Yards	0-0	2-25
Third Down Penalties by Offense-Yards	2-10	0-0
Yards Gained	138	72
Average Yards Gained/Att.	3.91	2.04
3rd & Long (9 or more yards)	2-11 (18.2)	0-9 (0.0)
3rd & Short (4 or fewer yards)	8-12 (66.7)	3-11(27.3)
Third Down Turnovers	0	0
Third Down Touchdowns	2	1
Fourth Down Efficiency (yards)	4-8 (28)	3-5 (8)
Three and Outs or Less (Must Have Earned 1st Down or Scored)	12	12
Opponent Turnovers-Points (per Turnover)	0-0 (0.0)	0-0 (0.0)
* - indicates an additional turnover gained in overtime		
Scores-Times in the Red Zone (Points)	7-7 (41)	4-4 (28)
Plays-Yards	28-94	12-49
Third Down Efficiency	4-7	2-3
Scores-Times in Goal to Go (Points)	5-5 (35)	3-3 (21)
Plays-Yards	14-32	5-17
Explosive Plays (20-Plus Yards)	7	6
Rushing	1	2
Passing	6	4
Yards by Quarter:		
First	244	128
Second	134	182
Third	187	144
Fourth	114	37
Total Possessions/Average Field Position:	26/SDSU 32	27/OPP 29
First Half	14/SDSU 26	13/OPP 28
Second Half	12/SDSU 38	13/OPP 30
Drives Started Inside/At Own 25	5/6	9/8
Points Scored (Touchdowns/Field Goals)	23 (3/1)	6 (1/0)
Drives Started in Plus Territory/Attempted to Score	3/3	2/2
Points Scored (Touchdowns/Field Goals)	7 (1/0)	14 (2/0)

FIRST DOWNS EARNED

Name	Pass	Receive	Rush	Total
Sutton	0	0	11	11
Denegal	10	0	0	10
Emmanuel Jr.	0	0	3	3
Bostick	0	3	0	3
Napier	0	1	0	1
Ford	0	1	0	1
Cardwell	0	0	1	1
Welsh	0	1	0	1
Wolfer	0	1	0	1
Brown	0	1	0	1
Washington	0	0	1	1
Adams	0	1	0	1
TOTALS	10	9	16	35

2025 MISCELLANEOUS STATISTICS

RESULT OF SAN DIEGO STATE TURNOVERS

Opponent	Qtr.	Turnover (Player)	Defender	Led To	Pts.*
----------	------	-------------------	----------	--------	-------

RESULT OF OPPONENT TURNOVERS

Opponent	Qtr.	Turnover (Player)	Defender	Led To	Pts.*
----------	------	-------------------	----------	--------	-------

Opponent's 3 turnovers resulted in 13 points for San Diego State
+ - indicates turnover was gained in overtime

TURNOVER ANALYSIS

	TO	Opp. Pts.	TD/FG	Pts./TO*
San Diego State	0	0	0/0	0.0
Opponent	0	0	0/0	0.0

+ - indicates an additional turnover was lost in overtime

TURNOVERS LOST

Name	TO's Lost	Fum.	Int.	Points	^PPT
------	-----------	------	------	--------	------

TOTALS 0 0 0 0 0.0
TO'S Lost - turnovers lost. Fum. - fumbles lost. Int. - Interceptions thrown. Points - points scored by the opponent after a turnover. ^PPT - points per turnover scored by the opponent (does not include turnovers gained in overtime). NOTE: Total turnovers equals FUM and INT.

TURNOVERS GAINED

Name	#TAPO	FF	FR	Int.	Points	^PPT
------	-------	----	----	------	--------	------

TOTALS 0 0 0 0 0 0.0
#TAPO - turnovers a part of (FF, FR, Int.). FF - forced fumbles, FR - fumbles recovered. Int. - Interceptions. Points - points scored off an opponent's turnover (NOTE: fumbles forced and fumbles recovered are each awarded half the points for SDSU's score ex.: a touchdown and PAT after a fumble gives each player 3.50 points). ^PPT - points per turnover scored by SDSU (+ - indicates an additional turnover was gained in overtime. * - total turnovers equals FR and Int.)

2025 MISCELLANEOUS STATISTICS

SAN DIEGO STATE BIG OFFENSIVE PLAYS (20+ YARDS) (43 overall)

Game	Player	Type	Down & Dist.	Yards
Stony Brook (5)	Denegal/Bostick	Pass	3rd & 11	20
	Denegal/Bostick	Pass	3rd & 13	25
	Denegal/Welsh	Pass	1st & 10	44
	Denegal/Brown	Pass	1st & 10	44
	Washington	Rush	2nd & 13	20
Washington St. (1)	Denegal/Bostick	Pass	4th & 5	35

RED indicates touchdown scored on the play

OPPONENT BIG OFFENSIVE PLAYS (20+ YARDS) (55 overall)

Game	Player	Type	Down & Dist.	Yards
Stony Brook (0)	-	-	-	-
Washington St. (6)	Potter/Pabst	Pass	1st & 10	34
	Vorhees	Rush	3rd & 1	31
	Potter/Johnson	Pass	2nd & 6	31
	Potter/Meredith	Pass	2nd & 6	21
	Potter/Meredith	Pass	1st & 10	34
	Pulalasi	Rush	1st & 10	20

RED indicates touchdown scored on the play

SAN DIEGO STATE BIG OFFENSIVE PLAYS (20+ YARDS)

Name	Total	Rushing	Receiving	20-29	30-39	40-49	50-59	60-69	70-79	80-89	90-99
Jacob Bostic, WR	3	0	3	2	1	0	0	0	0	0	0
Jordan Napier, WR	1	0	1	1	0	0	0	0	0	0	0
Donovan Brown, WR	1	0	1	0	0	1	0	0	0	0	0
Milkey Welsh, WR	1	0	1	0	0	1	0	0	0	0	0
Christian Washington, RB	1	1	0	1	0	0	0	0	0	0	0
SDSU TOTALS	7	1	6	5	1	2	0	0	0	0	0
OPPONENT	6	2	4	1	5	0	0	0	0	0	0

2025 MISCELLANEOUS STATISTICS

SEASON HIGHS

POINTS SCORED

12, Lucky Sutton vs. Stony Brook (Aug. 28)
6, Jacob Bostick vs. Stony Brook (Sept. 6)
6, Gabriel Plascencia vs. Stony Brook (Aug. 28)
6, Christian Washington vs. Stony Brook (Aug. 28)
6, Parker Threatt vs. Stony Brook (Aug. 28)
6, Jacob Bostick at Washington State (Sept. 6)
6, Jayden Denegal at Washington State (Sept. 6)

TOUCHDOWNS SCORED

2, Lucky Sutton vs. Stony Brook (Aug. 28)
1, Jacob Bostick vs. Stony Brook (Sept. 6)
1, Christian Washington vs. Stony Brook (Aug. 28)
1, Parker Threatt vs. Stony Brook (Aug. 28)
1, Jacob Bostick at Washington State (Sept. 6)
1, Jayden Denegal at Washington State (Sept. 6)

MOST RUSHING ATTEMPTS

23, Lucky Sutton vs. Stony Brook (Aug. 28)
15, Lucky Sutton at Washington State (Sept. 6)
7, Christian Washington vs. Stony Brook (Aug. 28)
7, Jayden Denegal vs. Stony Brook (Aug. 28)
7, Byron Cardwell vs. Stony Brook (Aug. 28)
7, Jayden Denegal at Washington State (Sept. 6)

MOST RUSHING YARDS

100, Lucky Sutton vs. Stony Brook (Aug. 28)
88, Lucky Sutton at Washington State (Sept. 6)
38, Christian Washington vs. Stony Brook (Aug. 28)

MOST RUSHING TOUCHDOWNS

2, Lucky Sutton vs. Stony Brook (Aug. 28)
1, Christian Washington vs. Stony Brook (Aug. 28)
1, Parker Threatt vs. Stony Brook (Aug. 28)
1, Jayden Denegal at Washington State (Sept. 6)

LONGEST RUSH

27, Christian Washington vs. Stony Brook (Aug. 28)
20, Lucky Sutton vs. Stony Brook (Aug. 28)
14, Byron Cardwell vs. Stony Brook (Aug. 28)

MOST PASSING ATTEMPTS

30, Jayden Denegal at Washington State (Sept. 6)
25, Jayden Denegal vs. Stony Brook (Aug. 28)
4, Bert Emanuel Jr. vs. Stony Brook (Aug. 28)

MOST PASSING COMPLETIONS

15, Jayden Denegal at Washington State (Sept. 6)
13, Jayden Denegal vs. Stony Brook (Aug. 28)
3, Bert Emanuel Jr. vs. Stony Brook (Aug. 28)

MOST PASSING YARDS

208, Jayden Denegal vs. Stony Brook (Aug. 28)
133, Jayden Denegal at Washington State (Sept. 6)
19, Bert Emanuel Jr. vs. Stony Brook (Aug. 28)

MOST PASSING TOUCHDOWNS

1, Jayden Denegal at Washington State (Sept. 6)
1, Jayden Denegal vs. Stony Brook (Aug. 28)

LONGEST PASS

44, Jayden Denegal vs. Stony Brook (Aug. 28)
44, Jayden Denegal vs. Stony Brook (Aug. 28)
35, Jayden Denegal at Washington State (Sept. 6)

MOST RECEPTIONS

7, Jordan Napier at Washington State (Sept. 6)
3, Jordan Napier vs. Stony Brook (Aug. 28)
3, Jacob Bostick at Washington State (Sept. 6)
3, Jacob Bostick vs. Stony Brook (Sept. 6)
3, Donovan Brown at Washington State (Sept. 6)

MOST RECEIVING YARDS

69, Jordan Napier at Washington State (Sept. 6)
53, Jacob Bostick vs. Stony Brook (Aug. 28)
48, Jacob Bostick at Washington State (Sept. 6)
48, Donovan Brown vs. Stony Brook (Aug. 28)

MOST RECEIVING TOUCHDOWNS

1, Jacob Bostick at Washington State (Sept. 6)
1, Jacob Bostick vs. Stony Brook (Sept. 6)

LONGEST RECEPTION

44, Mikey Welsh vs. Stony Brook (Aug. 28)
44, Donovan Brown vs. Stony Brook (Aug. 28)
35, Jacob Bostick at Washington State (Sept. 6)

MOST FIELD GOALS

2, Gabriel Plascencia vs. Stony Brook (Aug. 28)

LONGEST FIELD GOAL

42, Gabriel Plascencia vs. Stony Brook (Aug. 28)

MOST PUNTS

7, Hunter Green at Washington State (Sept. 6)
4, Hunte Green vs. Stony Brook (Aug. 28)

HIGHEST PUNTING AVERAGE

52.2, Hunter Green vs. Stony Brook (Aug. 28)
43.9, Hunter Green at Washington State (Sept. 6)

LONGEST PUNT

67, Hunter Green at Washington State (Sept. 6)
67, Hunter Green vs. Stony Brook (Aug. 28)

LONGEST PUNT RETURN

34, Jordan Napier vs. Stony Brook (Aug. 28)
10, Mikey Welsh vs. Stony Brook (Aug. 28)
7, Jordan Napier vs. Stony Brook (Aug. 28)

MOST PUNT RETURN YARDS

73, Jordan Napier vs. Stony Brook (Aug. 28)
16, Mikey Welsh vs. Stony Brook (Aug. 28)
4, Jordan Napier at Washington State (Sept. 6)

LONGEST KICKOFF RETURN

MOST KICKOFF RETURN YARDS

MOST ALL-PURPOSE YARDS

102, Lucky Sutton vs. Stony Brook (Aug. 28)
91, Jordan Napier vs. Stony Brook (Aug. 28)
88, Lucky Sutton at Washington State (Sept. 6)

MOST TACKLES

11, Tano Letuli vs. Stony Brook (Aug. 28)
9, Owen Chambliss vs. Stony Brook (Aug. 28)
9, Tano Letuli at Washington State (Sept. 6)
8, Chris Johnson at Washington State (Sept. 6)

MOST SACKS

1.5, August Salvati vs. Stony Brook (Aug. 28)
1.0, Owen Chambliss vs. Stony Brook (Aug. 28)
0.5, Jared Badie vs. Stony Brook (Aug. 28)

MOST TACKLES FOR LOSS

1.5, Trey White at Washington State (Sept. 6)
1.5, August Salvati vs. Stony Brook (Aug. 28)
1.5, Owen Chambliss vs. Stony Brook (Aug. 28)
1.0, Sam Benjamin at Washington State (Sept. 6)
1.0, Ryan Henderson vs. Stony Brook (Aug. 28)
0.5, Malachi Finau vs. Stony Brook (Aug. 28)
0.5, Jared Badie vs. Stony Brook (Aug. 28)
0.5, Dalesean Staley at Washington State (Sept. 6)

MOST INTERCEPTIONS

LONGEST INTERCEPTION RETURN

RED indicates touchdown scored on play

THIRD DOWN EFFICIENCY ANALYSIS

	Total	Pct.	1	2	3	4	5	6	7	8	9	10	11+	Longest Converted
SAN DIEGO STATE	11-32	34.38	4-4	2-3	0-1	0-3	1-2	1-2	0-1	1-3	0-4	0-1	2-5	3rd & 13 vs. SB
OPPONENTS	7-33	21.21	1-3	2-3	0-3	0-1	1-2	2-5	0-0	0-3	0-4	0-1	0-6	3rd & 6 vs. WSU

GOAL TO GO

	No.	Score	TD	FG	MFG	Downs	TOs	Half	Game	Points^	PPP
SAN DIEGO STATE	5	5	5	0	0	0	0	0	0	30	6.00
OPPONENTS	3	3	3	0	0	0	0	0	0	9	6.00

^ - does not include PAT. PPP - points per possession

PUNT ANALYSIS

	Punts	Yards	Avg.	TB	Returns	Yards	Avg.	Net Avg.	Pct. Not Returned	In 20	In 10	In 5	Opp. Territory No.	Yds.	Adj. 50 & Out No.	Avg.
Hunter Green	11	516	46.9	2	3	21	7.0	39.9	72.73	5	0	0	1	35	10	48.1
TOTAL	11	516	46.9	2	3	21	7.0	39.9	72.73	5	0	0	1	35	10	48.1
OPPONENTS	16	660	41.3	0	10	93	9.3	32.0	37.50	1	1	0	0	0	0	0.0

Returns - times the opponent returned a punt. Yards - yards for the returned punts. Avg. - yards per returned punt. Pct. Not Returned - percent of punts that were not returned. In 20 - inside the 20. In 10 - inside the 10. In 5 - inside the 5. Opp. Territory - number and yards of punts inside opponents territory. Adj. 50 & Out - punt average excluding punts inside opponents territory.

KICKOFF ANALYSIS

	Total	RET	FC	MUF	NA	TB	In 20	In 25	OB	OnS	Squib	Total YL	Return YL	AFP	AFP w/R
Hunter Green	6	2	0	0	4	4	1	1	0	0	0	155	111	25.83	27.50
Gabriel Plascencia	6	2	0	0	2	2	0	0	0	0	0	168	119	28.00	34.00
TOTAL	12	0	0	0	6	6	1	1	0	0	0	323	230	26.92	30.75
OPPONENTS	8	0	0	0	0	8	0	0	0	0	0	200	200	25.00	25.00

Does not include penalties. RET - no. of returns. FC - fair catch. MUF - muffed. NA - no attempt at a return. TB - touchback. In 20 - inside 20. In 25 - inside 25. OB out of bounds. OnS - onsides (does not count for AFP or AFP w/R). Squib - squibs. Total YL - opponent total yard line. Return YL - opponent total yard line on returns. AFP - average field position on kickoffs. AFP w/R - average position on returned kickoffs

LAST TIME IT HAPPENED

TEAM

Scored, 60 or More Points
Scored, 50 or More Points
Scored, 40 or More Points
Scored, 30 or More Points

Total Offense, 600 Yards or More
Total Offense, 500 Yards or More
Total Offense, 400 Yards or More

Total Offense, 85 or More Plays
Total Offense, 75 or More Plays
30 or More First Downs
25 or More First Downs

Two-Point Conversion

Rushing, 500 Yards or More
Rushing, 400 Yards or More
Rushing, 300 Yards or More
Rushing, 80 or More Attempts
Rushing, 70 or More Attempts
Rushing, 60 or More Attempts
Rushing, 50 or More Attempts
Rushing, 7 or More Touchdowns
Rushing, 6 or More Touchdowns
Rushing, 5 or More Touchdowns
Rushing, 4 or More Touchdowns

Passing, 500 Yards or More
Passing, 400 Yards or More
Passing, 300 Yards or More
Passing, 50 or More Attempts
Passing, 40 or More Attempts
Passing, 30 or More Attempts
Passing, 30 or More Completions
Passing, 25 or More Completions
Passing, 20 or More Completions
Passing, 6 or More Touchdowns
Passing, 5 or More Touchdowns

Shut Out
Shut Out Through 3 Quarters
Shut Out Through Halftime
Shut Out Through 1 Quarter

Recorded a Safety
Allowed No Offensive Touchdowns

Allowed 200 Yards or Less Total Offense
Allowed 100 Yards or Less Total Offense

Allowed 50 Yards or Less Rushing
Allowed 100 Yards or Less Rushing
Allowed 100 Yards or Less Passing

Allowed 10 First Downs or Fewer

Did Not Commit a Turnover
Recorded 6 or More Turnovers
Recorded 5 or More Turnovers
Intercepted 5 or More Passes
Intercepted 4 or More Passes
Intercepted 3 or More Passes
Recovered 4 Fumbles
Recovered 3 Fumbles

San Diego State

Nov. 3, 1990 vs. Utah (66)
Nov. 4, 2017 at San José State* (52)
Aug. 28, 2025 vs. Stony Brook (42)
Aug. 28, 2025 vs. Stony Brook (42)

Nov. 4, 2017 at San José State* (648)
Oct. 31, 2020 at Utah State* (570)
Aug. 28, 2025 vs. Stony Brook (464)

Nov. 8, 2024 vs. New Mexico* (88)
Nov. 25, 2023 vs. Fresno State* (79)
Dec. 21, 2021 vs. No. 24/25 UTSA (31)
Nov. 8, 2024 vs. New Mexico* (26)

Aug. 28, 2025 vs. Stony Brook

Nov. 4, 2017 at San José State* (554)
Oct. 31, 2020 at Utah State* (407)
Sept. 2, 2023 vs. Idaho State (302)
Has not occurred
Nov. 4, 2017 at San José State* (71)
Nov. 4, 2017 at San José State* (71)
Nov. 25, 2023 vs. Fresno State (53)
Sept. 14, 1991 vs. Pacific (7)
Nov. 4, 2017 at San José State* (6)
Nov. 4, 2017 at San José State* (6)
Sept. 2, 2023 vs. Idaho State (4)

Nov. 20, 2010 vs. No. 25 Utah* (528)
Dec. 17, 2011 vs. La.-Lafayette (413)
Dec. 24, 2022 vs. Middle Tennessee (309)
Aug. 31, 2013 vs. Eastern Illinois (64)
Nov. 8, 2024 vs. New Mexico* (42)
Nov. 30, 2024 vs. Air Force* (33)
Nov. 6, 2020 vs. San José State* (30)
Nov. 30, 2024 vs. Air Force* (25)
Oct. 5, 2024 vs. Hawai'i* (24)
Oct. 24, 2009 at Colorado State* (6)
Oct. 24, 2009 at Colorado State* (6)

Aug. 28, 2025 vs. Stony Brook (W, 42-0)
Aug. 28, 2025 vs. Stony Brook (W, 42-0)
Aug. 28, 2025 vs. Stony Brook (W, 42-0)
Aug. 28, 2025 vs. Stony Brook (W, 42-0)

Sept. 2, 2023 vs. Idaho State (W, 36-28)
Aug., 2025 vs. Stony Brook (95)

Aug., 2025 vs. Stony Brook (95)
Aug., 2025 vs. Stony Brook (95)

Aug., 2025 vs. Stony Brook (49)
Aug., 2025 vs. Stony Brook (49)
Aug., 2025 vs. Stony Brook (46)

Nov. 18, 2022 at New Mexico (9)

Aug. 31, 2024 vs. A&M-Commerce
Sept. 5, 2015 vs. San Diego (6)
Dec. 24, 2022 vs. Middle Tennessee (5)
Sept. 5, 2015 vs. San Diego (5)
Dec. 17, 2016 vs. Houston (4)
Sept. 2, 2023 vs. Idaho State (3)
Dec. 23, 2014 vs. Navy (4)
Oct. 14, 2023 at Hawai'i* (3)

Opponent

Nov. 26, 2016 vs. Colorado State* (63)
Nov. 1, 2024 at Boise State* (56)
Nov. 23, 2024 at Utah State* (41)
Nov. 30, 2024 vs. Air Force* (31)

Sept. 10, 2016 vs. California (604)
Nov. 16, 2024 at UNLV* (515)
Nov. 30, 2024 vs. Air Force* (404)

Dec. 23, 2017 vs. Army West Point (91)
Nov. 16, 2024 at UNLV* (79)
Nov. 1, 2024 at Boise State* (34)
Sept. 3, 2022 vs. Arizona (25)

Oct. 26, 2024 vs. Washington State

Has not occurred
Dec. 23, 2017 vs. Army West Point (440)
Nov. 23, 2024 at Utah State* (322)
Dec. 23, 2017 vs. Army West Point (87)
Dec. 23, 2017 vs. Army West Point (87)
Nov. 26, 2022 vs. Air Force* (66)
Nov. 23, 2024 at Utah State* (50)
Oct. 18, 2008 at New Mexico* (8)
Oct. 18, 2008 at New Mexico* (8)
Sept. 30, 2022 at Boise State* (5)
Nov. 16, 2024 at UNLV* (4)

Sept. 10, 2016 vs. California (522)
Oct. 14, 2023 at Hawai'i* (427)
Nov. 1, 2024 at Boise State* (322)
Sept. 2, 2023 vs. Idaho State (63)
Oct. 5, 2024 vs. Hawai'i (44)
Nov. 16, 2024 at UNLV* (32)
Sept. 2, 2023 vs. Idaho State (31)
Nov. 1, 2024 at Boise State* (26)
Nov. 16, 2024 at UNLV* (23)
Has not occurred
Nov. 26, 2016 vs. Colorado State* (5)

Sept. 7, 2024 vs. Oregon State (L, 0-21)
Sept. 7, 2024 vs. Oregon State (L, 0-21)
Sept. 7, 2024 vs. Oregon State (L, 0-21)
Nov. 16, 2024 at UNLV* (L, 20-41)

Nov. 11, 2023 at Colorado State* (L, 19-22)
Sept. 7, 2024 vs. Oregon State (L, 0-21)

Sept. 7, 2024 vs. Oregon State (179)
Oct. 4, 2008 at TCU* (85)

Nov. 26, 2022 vs. Air Force (-1)
Sept. 7, 2024 vs. Oregon State (72)
Oct. 21, 2023 vs. Nevada* (47)

Sept. 7, 2024 vs. Oregon State (7)

Nov. 30, 2024 vs. Air Force*
Has not occurred
Has not occurred
Sept. 23, 2016 vs. Utah* (5)
Aug. 31, 2013 vs. Eastern Illinois (4)
Sept. 9, 2023 vs. UCLA (3)
Nov. 16, 2013 at Hawai'i* (4)
Sept. 26, 2015 at Penn State (3)

LAST TIME IT HAPPENED

TEAM

Scored a Defensive Touchdown
Recorded 10 or More Tackles For Loss
Recorded 5 or More Sacks
No Penalties
Time of Possession, 35 plus minutes

San Diego State

Oct. 12, 2024 at Wyoming* (1)
Nov. 4, 2023 vs. Utah State* (12)
Oct. 12, 2024 at Wyoming* (6)
Sept. 23, 2017 at Air Force*
Aug. 28, 2025 vs. Stony Brook (37:25)

Opponent

Nov. 1, 2024 at Boise State* (1)
Nov. 23, 2024 at Utah State* (13)
Aug. 31, 2018 at No. 13/13 Stanford (5)
Dec. 19, 2018 vs. Ohio
Nov. 16, 2024 at UNLV* (36:55)

INDIVIDUAL

RUSHING

Rushing, 300 Yards or More
Rushing, 250 Yards or More
Rushing, 200 Yards or More
Rushing, 150 Yards or More
Rushing, 100 Yards or More
Had two 100-yard Rushers
Rushing, 40 Times or More
Rushing, 35 Times or More
Rushing, 30 Times or More
Rushing, 25 Times or More
Rushing, 4 Touchdowns or More
Rushing, 3 Touchdowns or More
Rushing, 2 Touchdowns or More
Had a run of 90 yards or More
Had a run of 80 yards or More
Had a run of 70 yards or More
Had a run of 60 yards or More
Had a run of 50 yards or More

300, by Marshall Faulk vs. Hawai'i*, W - 52-28, Nov. 14, 1992
253, by Rashaad Penny at Hawai'i*, W - 28-7, Oct. 28, 2017
223, by Marquez Cooper vs. A&M-Commerce, W - 45-14, Aug. 31, 2024
223, by Marquez Cooper vs. A&M-Commerce, W - 45-14, Aug. 31, 2024
101, by Lucky Sutton vs. Stony Brook, W - 42-0, Aug. 28, 202
118, by Jordan Byrd and 116, by Chance Bell at New Mexico State, W - 31-10, Sept. 14, 2019
40, by Lynell Hamilton vs. Wyoming*, W - 25-20, Oct. 25, 2003
35, by Marquez Cooper vs. New Mexico*, L - 16-21, Nov. 8, 2024
35, by Marquez Cooper vs. New Mexico*, L - 16-21, Nov. 8, 2024
27, by Marquez Cooper vs. A&M-Commerce, W - 45-14, Aug. 31, 2024
4, by Rashaad Penny vs. Army West Point, L - 35-42, Dec. 23, 2017
3, by Juwan Washington vs. Sacramento State, W - 28-14, Sept. 8, 2018
2, by Lucky Sutton vs. Stony Brook, W - 42-0, Aug. 28, 2025
95, by Rashaad Penny at Arizona State, W - 30-20, Sept. 9, 2017
81, by Rashaad Penny vs. Army West Point, L - 35-42, Dec. 23, 2017
70, by Jalen Mayden vs. Fresno State*, W - 33-18, Nov. 25, 2023
70, by Jalen Mayden vs. Fresno State*, W - 33-18, Nov. 25, 2023
70, by Jalen Mayden vs. Fresno State*, W - 33-18, Nov. 25, 2023

PASSING

Passing, 500 Yards or More
Passing, 400 Yards or More
Passing, 300 Yards or More
Attempted 50 or More Passes
Attempted 40 or More Passes
Attempted 30 or More Passes
Completed 40 or More Passes
Completed 35 or More Passes
Completed 30 or More Passes
Threw Six Touchdown Passes
Threw Five Touchdown Passes
Threw Four Touchdown Passes
Threw Three Touchdown Passes
Completed a Pass of 80 Yards or More
Completed a Pass of 70 Yards or More
Completed a Pass of 60 Yards or More
Completed a Pass of 50 Yards or More

528, by Ryan Lindley vs. No. 25 Utah*, L - 34-38, Nov. 20, 2010
413, by Ryan Lindley vs. Louisiana-Lafayette, L - 30-32, Dec. 17, 2011
309, by Jalen Mayden vs. Middle Tennessee, L - 23-25, Dec. 24, 2022
63, by Adam Dingwell vs. Eastern Illinois, L - 19-40, Aug. 31, 2013
41, by Danny O'Neil vs. New Mexico*, L - 16-21, Nov. 8, 2024
32, by Danny O'Neil vs. Air Force*, L 20-31, Nov. 30, 2024
40, by Todd Santos vs. Stanford, L - 40-44, Oct. 17, 1987
36, by Ryan Lindley vs. No. 25 Utah*, L - 34-38, Nov. 20, 2010
33, by Ryan Agnew vs. Fresno State*, W - 17-7, Nov. 15, 2019
6, by Ryan Lindley at Colorado State*, W - 42-28, Oct. 24, 2009
6, by Ryan Lindley at Colorado State*, W - 42-28, Oct. 24, 2009
4, by Ryan Lindley vs. Cal Poly, W - 49-21, Sept. 3, 2011
3, by Jalen Mayden vs. Utah State*, L - 24-32, Nov. 4, 2023
89, by Christian Chapman to Fred Trevillion vs. Boise State*, L - 14-31, Oct. 14, 2017
73, by Jalen Mayden to Kenan Christon vs. Middle Tennessee, L - 23-25, Dec. 24, 2022
69, by Jalen Mayden to Mekhi Shaw at Hawai'i*, W - 41-34, Oct. 14, 2023
53, by Danny O'Neil to Jordan Napier at Wyoming*, W - 27-24, Oct. 12, 2024

RECEIVING

Caught 15 or More Passes
Caught 10 or More Passes
Had 200 or More Yards Receiving
Had 150 or More Yards Receiving
Had 100 or More Yards Receiving
Had two 100-yard Receivers
Caught Three or More TDs
Caught Two or More TDs

15, by DeMarco Sampson at Colorado State*, W - 42-28, Oct. 24, 2009
10, by Ja'Shaun Pake vs. Washington State, L - 26-29, Oct. 26, 2024
257, by DeMarco Sampson at Colorado State*, W - 42-28, Oct. 24, 2009
175, by Jesse Matthews vs. No. 24/25 UTSA, W - 38-24, Dec. 21, 2021
114, by Louis Brown IV at Utah State*, L - 20-41, Nov. 23, 2024
125, by Gavin Escobar and 102, by Colin Lockett vs. Fresno State, W - 35-28, Dec. 3, 2011
3, by Jesse Matthews at UNLV*, W - 28-20, Nov. 19, 2021
2, by Jude Wolfe at Central Michigan, L - 21-22, Sept. 28, 2024

TOTAL OFFENSE

Had 500 or More Yards Total Offense
Had 400 or More Yards Total Offense
Had 100 Yards Both Passing and Rushing

518, by Ryan Lindley vs. No. 25 Utah, L - 34-38, Nov. 20, 2010
419, by Ryan Lindley vs. Louisiana-Lafayette, L - 30-32, Dec. 17, 2011
229 (passing), 101 (rushing), by Kevin O'Connell at Brigham Young*, L - 16-49, Nov. 6, 2004

SCORING

Accounted for Five or More TDs
Accounted for Four or More TDs
Accounted for Three or More TDs

5, by Ryan Katz vs. Hawai'i*, W - 52-14, Oct. 6, 2012
4, by Jalen Mayden, L - 28-32, Oct. 22, 2022
3, by Marquez Cooper vs. Air Force*, L - 20-31, Nov. 30, 2024

LAST TIME IT HAPPENED

RETURNS

Returned a Fumble for a Touchdown
 Returned an Interception for a Touchdown
 Returned a Kickoff for a Touchdown
 Returned a Punt for a Touchdown
 Returned a Two-Point Conversion
 Returned a Blocked Punt for a Touchdown
 Returned a Blocked Field Goal for a Touchdown

0, by Tano Letuli vs. A&M-Commerce, W - 45-14, Aug. 31, 2024
 45, by JD Coffey III vs. A&M-Commerce, W - 45-14, Aug. 31, 2024
 95, by Jordan Byrd vs. San Jose State*, W - 43-27, Nov. 12, 2022
 66, by Jordan Byrd vs. Idaho State, W - 38-7, Sept. 10, 2022
 David Lamar at New Mexico State, W - 26-16, Sept. 28, 2013
 Tyrell Shavers at Boise State*, L - 13-35, Sept. 30, 2022
 Has not happened since start of 2003 season

DEFENSE

Intercepted Three or More Passes
 Intercepted Two or More Passes
 Recovered Three or More Fumbles
 Recovered Two or More Fumbles
 Recorded 15 or More Tackles
 Recorded 10 or More Tackles
 Recorded Three or More Quarterback Sacks
 Recorded Two Quarterback Sacks
 Recorded Four Tackles for Loss
 Recorded Three Tackles for Loss

3, by Luq Barcoo at Colorado State*, W - 24-10, Oct. 5, 2019
 2, by Patrick McMorris vs. Boise State*, W - 27-16, Nov. 26, 2021
 Has not occurred
 2, by Kirk Morrison at New Mexico*, L - 8-15, Nov. 9, 2002
 15, by JD Coffey III at Central Michigan, L - 21-22, Sept. 28, 2024
 12, by Dalesean Staley at Utah State*, L - 10-41, Nov. 23, 2024
 3.0, by Trey White vs. Hawai'i*, W - 27-24, Oct. 5, 2024
 3.0, by Trey White vs. Hawai'i*, W - 27-24, Oct. 5, 2024
 4.0, by Trey White vs. Hawai'i*, W - 27-24, Oct. 5, 2024
 3.0, by Brady Nassar at UNLV*, L - 20-41, Nov. 16, 2024

SPECIAL TEAMS

Scored 15 or More Points Kicking
 Scored 10 or More Points Kicking
 Kicked Five or More Field Goals
 Kicked Four or More Field Goals
 Kicked Three or More Field Goals
 Kicked Two Field Goals of 50 or More Yards
 Kicked a 50-yard Field Goal
 Kicked a Punt 70 or More Yards
 Kicked a Punt 60 or More Yards
 Punted Nine or More Times
 Totaled 100 or More Kick Return Yards
 Totaled 100 or More Punt Return Yards
 Blocked a Punt
 Blocked a Field Goal
 Blocked a PAT

15, by Jack Browning vs. Fresno State*, W - 33-18, Nov. 25, 2023
 10, by Gabriel Plascencia vs. New Mexico*, L - 16-21, Nov. 8, 2024
 Has not occurred
 4, by Jack Browning vs. Fresno State*, W - 33-18, Nov. 25, 2023
 3, by Gabriel Plascencia vs. New Mexico*, L - 16-21, Nov. 8, 2024
 51 and 50, by Chris O'Brien vs. New Mexico, W - 37-31, Nov. 17, 1984
 50, by Gabriel Plascencia vs. A&M-Commerce, W - 45-14, Aug. 31, 2024
 79, by Tyler Pastula at Boise State*, L - 24-56, Nov. 1, 2024
 68, by Tyler Pastula at Utah State*, L - 20-41, Nov. 23, 2024
 10, by Jack Browning at Boise State*, L - 13-35, Sept. 30, 2022
 104, by Kenan Christon vs. Boise State*, L - 31-34, Sept. 22, 2023
 106, by Lloyd Mills vs. South Alabama, L - 27-34 (ot), Sept. 19, 2015
 Chris Johnson at UNLV*, L - 20-41, Nov. 16, 2024
 Cedarius Barfield at Fresno State, L - 28-32, Oct. 29, 2022
 Caden McDonald vs. Utah State, L, 13-46, Dec. 4, 2021

SNAPDRAGON STADIUM RECORDS (2022-)

TEAM SINGLE-GAME

Points

Most Points

- 45 vs. Texas A&M-Commerce (W, 45-14), Aug. 31, 2024
- 43 vs. San Jose State* (W, 43-27), Nov. 12, 2022
- 42 vs. Stony Brook (W, 42-0), Aug. 28, 2025
- 38 vs. Idaho State (W, 38-7), Sept. 10, 2022
- 36 vs. Idaho State (W, 36-28), Sept. 2, 2023

Opp: 38 by Arizona (L, 20-38), Sept. 3, 2022

Bowl: 52 by Syracuse (52-35 vs. Washington State), Dec. 27, 2024

Fewest Points Allowed

- 0 vs. Stony Brook (W, 42-0), Aug. 28, 2025
- 6 vs. Nevada* (L, 0-6), Oct. 21, 2023
- 7 vs. Idaho (W, 38-7), Sept. 10, 2022
- 10 vs. UNLV* (W, 14-10), Nov. 5, 2022
- 13 vs. Ohio (W, 20-13), Aug. 26, 2023
- 13 vs. Air Force* (L, 3-13), Nov. 26, 2022

Bowl: 35 by Syracuse (52-35 vs. Washington State), Dec. 27, 2024

Most Points / Both Teams

- 70 vs. San Jose State* (W, 43-27), Nov. 12, 2022
- 65 vs. Boise State* (L, 31-34), Sept. 22, 2023
- 64 vs. Idaho State (W, 36-28), Sept. 2, 2023
- 59 vs. Texas A&M-Commerce (W, 45-14), Aug. 31, 2024
- 58 vs. Arizona (L, 20-38), Sept. 3, 2022

Bowl: 87 by Syracuse (52)/Washington State (35), Dec. 27, 2024

Fewest Points / Both Teams

- 6 vs. Nevada* (L, 0-6), Oct. 21, 2023
- 16 vs. Air Force* (L, 3-13), Nov. 26, 2022
- 21 vs. Oregon State (L, 0-21), Sept. 7, 2024
- 24 vs. UNLV* (W, 14-10), Nov. 5, 2022
- 30 vs. Hawai'i* (W, 16-14), Oct. 8, 2022

Bowl: 87 by Syracuse (52)/Washington State (35), Dec. 27, 2024

Largest Margin of Victory

- 42 vs. Stony Brook (W, 42-0), Aug. 28, 2025
- 31 vs. Texas A&M-Commerce (W, 45-14), Aug. 31, 2024
- 31 vs. Idaho (W, 38-7), Sept. 10, 2022
- 16 vs. San Jose State (W, 43-27), Nov. 12, 2022
- 15 vs. Fresno State* (W, 33-18), Nov. 25, 2023

Bowl: 17 by Syracuse (52-35 vs. Washington State), Dec. 27, 2024

Largest Margin of Defeat

- 25 vs. UCLA (L, 10-35), Sept. 9, 2023
- 21 vs. Oregon State (L, 0-21), Sept. 7, 2024
- 18 vs. Arizona (L, 20-38), Sept. 3, 2022
- 11 vs. Air Force* (L, 20-31), Nov. 30, 2024
- 10 vs. Air Force* (L, 3-13), Nov. 26, 2022

First Quarter Points

- 14 vs. Stony Brook (W, 42-0), Aug. 28, 2025
- 14 vs. Idaho (W, 38-7), Sept. 10, 2022
- 10 vs. Idaho State (W, 36-28), Sept. 2, 2023
- 7 vs. Air Force* (L, 20-31), Nov. 30, 2024
- 7 vs. Boise State* (L, 31-34), Sept. 22, 2023
- 7 vs. UCLA (L, 20-38), Sept. 9, 2023
- 7 vs. San Jose State* (W, 43-27), Nov. 12, 2022

Opp: 14, three times, last vs. Air Force* (L, 20-31), Nov. 30, 2024

Bowl: 21 by Washington State (35-52 vs. Syracuse), Dec. 27, 2024

Second Quarter Points

- 17 vs. San Jose State* (W, 43-27), Nov. 12, 2022
- 14 vs. Hawai'i* (W, 27-24), Oct. 5, 2024
- 13 vs. Fresno State* (W, 33-18), Nov. 25, 2023
- 10 vs. New Mexico* (L, 16-21), Nov. 8, 2024
- 10 vs. Boise State* (L, 31-34), Sept. 22, 2023
- 10 vs. Idaho State (W, 36-28), Sept. 2, 2023
- 10 vs. Arizona (L, 20-38), Sept. 3, 2022

Opp: 21 by UCLA (L, 10-34), Sept. 9, 2023

Bowl: 21 by Syracuse (52-35 vs. Washington State), Dec. 27, 2024

Third Quarter Points

- 21 vs. Texas A&M-Commerce (W, 45-14), Aug. 31, 2024
- 14 vs. San Jose State* (W, 43-27), Nov. 12, 2022
- 10 vs. Arizona (L, 20-38), Sept. 3, 2022
- 9 vs. Idaho State (W, 36-28), Sept. 2, 2023
- 8 vs. Stony Brook (W, 42-0), Aug. 28, 2025

Opp: 14 by Air Force* (L, 20-31), Nov. 30, 2024

Bowl: 7 by Syracuse (52) and Washington State (35), Dec. 27, 2024

Fourth Quarter Points

- 21 vs. Texas A&M-Commerce (W, 45-14), Aug. 31, 2024
- 14 vs. Stony Brook (W, 42-0), Aug. 28, 2025
- 14 vs. Oregon State (L, 0-21), Sept. 7, 2024
- 14 vs. Boise State* (L, 31-34), Sept. 22, 2023
- 14 vs. Arizona (L, 20-38), Sept. 3, 2022

Opp: 15, twice, last by Washington State (L, 26-29), Oct. 26, 2024

Bowl: 10 by Syracuse (52-35 vs. Washington State), Dec. 27, 2024

First Half Points

- 24 vs. San Jose State* (W, 43-27), Nov. 12, 2022
- 21 vs. Idaho State (W, 38-7), Sept. 10, 2022
- 20 vs. Stony Brook (W, 42-0), Aug. 28, 2025
- 20 vs. Idaho State (W, 36-28), Sept. 2, 2023
- 17 vs. Hawai'i* (W, 27-24), Oct. 5, 2024
- 17 vs. Boise State* (L, 31-34), Sept. 22, 2023

Opp: 28 by UCLA (L, 10-35), Sept. 9, 2023

Bowl: 35 by Syracuse (52-35 vs. Washington State), Dec. 27, 2024

Second Half Points

- 42 vs. Texas A&M-Commerce (W, 45-14), Aug. 31, 2024
- 22 vs. Stony Brook (W, 42-0), Aug. 28, 2025
- 19 vs. San Jose State* (W, 43-27), Nov. 12, 2022
- 17 vs. Fresno State* (W, 33-18), Nov. 25, 2023
- 17 vs. Idaho State (W, 38-7), Sept. 10, 2022

Opp: 17 by Boise State* (L, 31-34), Sept. 22, 2023

Bowl: 17 by Syracuse (52-35 vs. Washington State), Dec. 27, 2024

Most Touchdowns

- 6 vs. Texas A&M-Commerce (W, 45-14), Aug. 31, 2024
- 5 vs. Stony Brook (W, 42-0), Aug. 28, 2025
- 5 vs. San Jose State* (W, 43-27), Nov. 12, 2022
- 5 vs. Idaho State (W, 38-7), Sept. 10, 2022
- 4 vs. Boise State* (L, 31-34), Sept. 22, 2023
- 4 vs. Idaho State (W, 36-28), Sept. 2, 2023

Opp: 5, twice, last vs. UCLA (L, 10-35), Sept. 9, 2023

Bowl: 7 by Syracuse (52-35 vs. Washington State), Dec. 27, 2024

Fewest Touchdowns Allowed

- 0 vs. Stony Brook (W, 42-0), Aug. 28, 2025
- 0 vs. Nevada* (L, 0-6), Oct. 21, 2023
- 1 vs. Ohio (W, 20-13), Aug. 26, 2023
- 1 vs. Air Force* (L, 3-13), Nov. 26, 2022
- 1 vs. UNLV* (W, 14-10), Nov. 5, 2022
- 1 vs. Idaho (W, 38-7), Sept. 10, 2022

Bowl: 5 by Syracuse (52-35 vs. Washington State), Dec. 27, 2024

Most Touchdowns / Both Teams

- 9 vs. Idaho State (W, 36-28), Sept. 2, 2023
- 9 vs. San Jose State* (W, 43-27), Nov. 12, 2022
- 8 vs. Texas A&M-Commerce (W, 45-14), Aug. 31, 2024
- 8 vs. Boise State* (L, 31-34), Sept. 22, 2023
- 7 vs. Air Force* (L, 20-31), Nov. 30, 2024
- 7 vs. Washington State (L, 26-29), Oct. 26, 2024
- 7 vs. Utah State* (L, 24-32 (20T)), Nov. 4, 2023
- 7 vs. Arizona (L, 20-38), Sept. 3, 2022

Bowl: 12 by Syracuse (7) vs. Washington State (5), (Syracuse 52, Washington State 35), Dec. 27, 2024

Fewest Touchdowns / Both Teams

- 0 vs. Nevada* (L, 0-6), Oct. 21, 2023
- 1 vs. Air Force* (L, 3-13), Nov. 26, 2022
- 3 vs. Oregon State (L, 0-21), Sept. 7, 2024
- 3 vs. Ohio (W, 20-13), Aug. 26, 2023
- 3 vs. UNLV* (W, 14-10), Nov. 5, 2022
- 3 vs. Hawai'i* (W, 16-14), Oct. 8, 2022

Bowl: 12 by Syracuse (7) vs. Washington State (5), (Syracuse 52, Washington State 35), Dec. 27, 2024

Total Offense

Most Total Yards

- 488 vs. Idaho State (W, 38-7), Sept. 10, 2022
- 468 vs. Texas A&M-Commerce (W, 45-14), Aug. 31, 2024
- 464 vs. Stony Brook (W, 42-0), Aug. 28, 2025
- 439 vs. Boise State* (L, 31-34), Sept. 22, 2023
- 425 vs. San Jose State* (W, 43-27), Nov. 12, 2022

Opp: 550 by UCLA (L, 10-35), Sept. 9, 2023

Bowl: 606 by Syracuse (52-35 vs. Washington State), Dec. 27, 2024

Fewest Total Yards Allowed

- 95 vs. Stony Brook (W, 42-0), Aug. 28, 2025
- 180 vs. Texas A&M-Commerce (W, 45-14), Aug. 31, 2024
- 223 vs. San Jose State* (W, 43-27), Nov. 12, 2022
- 242 vs. Nevada* (L, 0-6), Oct. 21, 2023
- 285 vs. Air Force* (L, 3-13), Nov. 26, 2022

Bowl: 472 by Syracuse (52-35 vs. Washington State), Dec. 27, 2024

Most Total Yards / Both Teams

- 842 vs. Boise State* (L, 31-34), Sept. 22, 2023
- 826 vs. Idaho State (W, 38-7), Sept. 10, 2022
- 816 vs. New Mexico* (L, 16-21), Nov. 8, 2024
- 809 vs. UCLA (L, 10-35), Sept. 9, 2023
- 785 vs. Washington State (L, 26-29), Oct. 26, 2024

Bowl: 1,072 by Syracuse (606) vs. Washington State (472), (Syracuse 52, Washington State 35), Dec. 27, 2024

Fewest Total Yards / Both Teams

446 vs. Nevada* (L, 0-6), Oct. 21, 2023
 472 vs. Air Force* (L, 3-13), Nov. 26, 2022
 559 vs. Stony Brook (W, 42-0), Aug. 28, 2025
 599 vs. Oregon State (L, 0-21), Sept. 7, 2024
 640 vs. UNLV* (W, 14-10), Nov. 5, 2022

Bowl: 1,072 by Syracuse (606) vs. Washington State (472), (Syracuse 52, Washington State 35), Dec. 27, 2024

Largest Margin of Total Yards

369 vs. Stony Brook (W, 42-0), Aug. 28, 2025
 288 vs. Texas A&M-Commerce (W, 45-14), Aug. 31, 2024
 202 vs. San Jose State* (W, 43-27), Nov. 12, 2022
 150 vs. Idaho State (W, 38-7), Sept. 10, 2022
 75 vs. Hawai'i* (W, 16-14), Oct. 8, 2022

Bowl: 134 by Syracuse (606) vs. Washington State (472), (Syracuse 52, Washington State 35), Dec. 27, 2024

Most Total Plays

88 vs. New Mexico* (L, 16-21), Nov. 8, 2024
 83 vs. Stony Brook (W, 42-0), Aug. 28, 2025
 79 vs. Fresno State* (W, 33-18), Nov. 25, 2023
 73 vs. Texas A&M-Commerce (W, 45-14), Aug. 31, 2024
 72 vs. UNLV* (W, 14-10), Nov. 5, 2022

Opp: 84, twice, by vs. Ohio (W, 20-13), Aug. 26, 2023

Bowl: 74 by Washington State (35-52 vs. Syracuse), Dec. 27, 2024

Most Total Plays / Both Teams

147 vs. New Mexico* (L, 16-21), Nov. 8, 2024
 147 vs. Utah State* (L, 24-32 (20T)), Nov. 4, 2023
 145 vs. Idaho State (W, 36-28), Sept. 2, 2023
 142 vs. Ohio (W, 20-13), Aug. 26, 2023
 142 vs. Idaho State (W, 38-7), Sept. 10, 2022

Bowl: 134 by Washington State (74) vs. Syracuse (60) (Syracuse 52, Washington State 35), Dec. 27, 2024

Highest Yards Per Play

7.07 vs. Idaho State (W, 38-7), Sept. 10, 2022
 6.97 vs. Boise State* (L, 31-34), Sept. 22, 2023
 6.41 vs. Texas A&M-Commerce (W, 45-14), Aug. 31, 2024
 6.25 vs. San Jose State* (W, 43-27), Nov. 12, 2022
 5.87 vs. Hawai'i* (W, 16-14), Oct. 8, 2022

Opp: 8.09 by UCLA (L, 10-35), Sept. 9, 2023

Bowl: 10.10 by Syracuse (52-35 vs. Washington State), Dec. 27, 2024

Fewest Yards Allowed Per Play

1.79 vs. Stony Brook (W, 42-0), Aug. 28, 2025
 3.05 vs. Texas A&M-Commerce (W, 45-14), Aug. 31, 2024
 3.85 vs. Nevada* (L, 0-6), Oct. 21, 2023
 4.07 vs. Air Force* (L, 3-13), Nov. 26, 2022
 4.13 vs. San Jose State* (W, 43-27), Nov. 12, 2022

Bowl: 6.38 by Syracuse (52-35 vs. Washington State), Dec. 27, 2024

Rushing Offense**Most Rushing Yards**

380 vs. Idaho State (W, 38-7), Sept. 10, 2022
 302 vs. Idaho State (W, 36-28), Sept. 2, 2023
 268 vs. San Jose State* (W, 43-27), Nov. 12, 2022
 254 vs. Texas A&M-Commerce (W, 45-14), Aug. 31, 2024
 228 vs. Stony Brook (W, 42-0), Aug. 28, 2025

Opp: 300 by New Mexico* (L, 16-21), Nov. 8, 2024

Bowl: 153 by Syracuse (52-35 vs. Washington State), Dec. 27, 2024

Fewest Rushing Yards Allowed

28 vs. San Jose State* (W, 43-27), Nov. 12, 2022
 34 vs. Idaho State (W, 36-28), Sept. 2, 2023
 49 vs. Stony Brook (W, 42-0), Aug. 28, 2025
 63 vs. Texas A&M-Commerce (W, 45-14), Aug. 31, 2024
 80 vs. Idaho State (W, 38-7), Sept. 10, 2022

Bowl: 109 by Syracuse (52-35 vs. Washington State), Dec. 27, 2024

Most Rushing Yards / Both Teams

460 vs. Idaho State (W, 38-7), Sept. 10, 2022
 446 vs. New Mexico* (L, 16-21), Nov. 8, 2024
 407 vs. Boise State* (L, 31-34), Sept. 22, 2023
 396 vs. Air Force* (L, 20-31), Nov. 30, 2024
 377 vs. Fresno State* (W, 33-18), Nov. 25, 2023

Bowl: 262 by Syracuse (153) vs. Washington State (109), (Syracuse 52, Washington State 35), Dec. 27, 2024

Fewest Rushing Yards / Both Teams

183 vs. Hawai'i* (W, 27-24), Oct. 5, 2024
 185 vs. San Jose State* (W, 43-27), Nov. 12, 2022
 217 vs. UNLV* (W, 14-10), Nov. 5, 2022
 241 vs. Hawai'i* (W, 16-14), Oct. 8, 2022
 244 vs. Washington State (L, 26-29), Oct. 26, 2024

Bowl: 262 by Syracuse (153) vs. Washington State (109), (Syracuse 52, Washington State 35), Dec. 27, 2024

Largest Margin of Rushing Yards

300 vs. Idaho State (W, 38-7), Sept. 10, 2022
 268 vs. Idaho State (W, 36-28), Sept. 2, 2023
 217 vs. Toledo (W, 17-10), Sept. 24, 2022
 191 vs. Texas A&M-Commerce (W, 45-14), Aug. 31, 2024
 179 vs. Stony Brook (W, 42-0), Aug. 28, 2025

Bowl: 44 by Syracuse (153) vs. Washington State (109), (Syracuse 52, Washington State 35), Dec. 27, 2024

Most Rushing Attempts

54 vs. Stony Brook (W, 42-0), Aug. 28, 2025
 53 vs. Fresno State* (W, 33-18), Nov. 25, 2023
 47 vs. Idaho State (W, 36-28), Sept. 2, 2023
 46 vs. New Mexico* (L, 16-21), Nov. 8, 2024
 45 vs. San Jose State* (W, 43-27), Nov. 12, 2022

Opp: 66 by Air Force* (L, 3-13), Nov. 26, 2022

Bowl: 31 by Washington State (35-52 vs. Syracuse), Dec. 27, 2024

Most Rushing Attempts / Both Teams

87 vs. Air Force* (L, 20-31), Nov. 30, 2024
 82 vs. Stony Brook (W, 42-0), Aug. 28, 2025
 81 vs. New Mexico* (L, 16-21), Nov. 8, 2024
 81 vs. Boise State* (L, 31-34), Sept. 22, 2023
 81 vs. Air Force* (L, 3-13), Nov. 26, 2022
 81 vs. Arizona (L, 20-38), Sept. 3, 2022

Bowl: 57 by Washington State (31) vs. Syracuse (26), (Syracuse 52, Washington State 35), Dec. 27, 2024

Highest Rushing Yards Per Carry

8.84 vs. Idaho State (W, 38-7), Sept. 10, 2022
 6.58 vs. Toledo (W, 17-10), Sept. 24, 2022
 6.43 vs. Idaho State (W, 36-28), Sept. 2, 2023
 6.35 vs. Texas A&M-Commerce (W, 45-14), Aug. 31, 2024
 4.68 vs. Ohio (W, 20-13), Aug. 26, 2023

Opp: 8.57 by New Mexico* (L, 16-21), Nov. 8, 2024

Bowl: 5.88 by Syracuse (52-35 vs. Washington State), Dec. 27, 2024

Most Rushing Touchdowns

4 vs. Stony Brook (W, 42-0), Aug. 28, 2025
 4 vs. Idaho State (W, 36-28), Sept. 2, 2023
 3 vs. Boise State* (L, 31-34), Sept. 22, 2023
 3 vs. Idaho State (W, 38-7), Sept. 10, 2022
 2, six times, last vs. Air Force* (L, 20-31), Nov. 30, 2024

Opp: 3, twice, last by Air Force* (L, 20-31), Nov. 30, 2024

Bowl: 2 by Syracuse (52-35 vs. Washington State), Dec. 27, 2024

Passing Offense**Most Passing Yards**

322 vs. Hawai'i* (W, 16-14), Oct. 8, 2022
 284 vs. Washington State (L, 26-29), Oct. 26, 2024
 273 vs. Boise State* (L, 31-34), Sept. 22, 2023
 268 vs. San Jose State* (W, 43-27), Nov. 12, 2022
 263 vs. Utah State* (L, 24-32 (20T)), Nov. 4, 2023

Opp: 299 by Arizona (L, 20-38), Sept. 3, 2022

Bowl: 453 by Syracuse (52-35 vs. Washington State), Dec. 27, 2024

Fewest Passing Yards Allowed

14 vs. Air Force* (L, 3-13), Nov. 26, 2022
 46 vs. Stony Brook (W, 42-0), Aug. 28, 2025
 98 vs. Nevada* (L, 0-6), Oct. 21, 2023
 117 vs. Texas A&M-Commerce (W, 45-14), Aug. 31, 2024
 128 vs. Air Force* (L, 20-31), Nov. 30, 2024

Bowl: 363 by Syracuse (52-35 vs. Washington State), Dec. 27, 2024

Most Passing Yards / Both Teams

541 vs. Washington State (L, 26-29), Oct. 26, 2024
 518 vs. Hawai'i* (W, 16-14), Oct. 8, 2022
 496 vs. Hawai'i* (W, 27-24), Oct. 5, 2024
 492 vs. Utah State* (L, 24-32 (20T)), Nov. 4, 2023
 492 vs. UCLA (L, 10-35), Sept. 9, 2023

Bowl: 816 by Syracuse (453) vs. Washington State (363), (Syracuse 52, Washington State 35), Dec. 27, 2024

Fewest Passing Yards / Both Teams

145 vs. Nevada* (L, 0-6), Oct. 21, 2023
 202 vs. Air Force* (L, 3-13), Nov. 26, 2022
 282 vs. Stony Brook (W, 42-0), Aug. 28, 2025
 290 vs. Oregon State (L, 0-21), Sept. 7, 2024
 319 vs. Toledo (W, 17-10), Sept. 24, 2022

Bowl: 816 by Syracuse (453) vs. Washington State (363), (Syracuse 52, Washington State 35), Dec. 27, 2024

Largest Margin of Passing Yards

190 vs. Stony Brook (W, 42-0), Aug. 28, 2025
 174 vs. Air Force* (L, 3-13), Nov. 26, 2022
 126 vs. Hawai'i* (W, 16-14), Oct. 8, 2022
 111 vs. Boise State* (L, 31-34), Sept. 22, 2023
 108 vs. Air Force* (L, 20-31), Nov. 30, 2024

Bowl: 90 by Syracuse (453) vs. Washington State (363), (Syracuse 52, Washington State 35), Dec. 27, 2024

Most Passing Attempts

42 vs. New Mexico* (L, 16-21), Nov. 8, 2024
 41 vs. Washington State (L, 26-29), Oct. 26, 2024
 40 vs. Utah State* (L, 24-32 (20T)), Nov. 4, 2023
 38 vs. UCLA (L, 10-35), Sept. 9, 2023
 36 vs. Hawai'i* (W, 16-14), Oct. 8, 2022

Opp: 63 vs. Idaho State (W, 36-28), Sept. 2, 2023

Bowl: 43 by Washington State (35-52 vs. Syracuse), Dec. 27, 2024

Most Passing Attempts / Both Teams

83 vs. Idaho State (W, 36-28), Sept. 2, 2023
 79 vs. Ohio (W, 20-13), Aug. 26, 2023
 77 vs. Hawai'i* (W, 27-24), Oct. 5, 2024
 72 vs. Utah State* (L, 24-32 (20T)), Nov. 4, 2023
 70 vs. Hawai'i* (W, 16-14), Oct. 8, 2022

Bowl: 77 by Washington State (43) vs. Syracuse (34) (Syracuse 52, Washington State 35), Dec. 27, 2024

Most Passing Completions

28 vs. Washington State (L, 26-29), Oct. 26, 2024
 26 vs. New Mexico* (L, 16-21), Nov. 8, 2024
 26 vs. Utah State* (L, 24-32 (20T)), Nov. 4, 2023
 25 vs. Air Force* (L, 20-31), Nov. 30, 2024
 24 vs. Hawai'i* (W, 27-24), Oct. 5, 2024
 24 vs. Hawai'i* (W, 16-14), Oct. 8, 2022

Opp: 30 by Idaho State (W, 36-28), Sept. 2, 2023

Bowl: 31 by Washington State (35-52 vs. Syracuse), Dec. 27, 2024

Most Passing Completions / Both Teams

50 vs. Hawai'i* (W, 27-24), Oct. 5, 2024
 49 vs. Utah State* (L, 24-32 (20T)), Nov. 4, 2023
 47 vs. Washington State (L, 26-29), Oct. 26, 2024
 44 vs. Hawai'i* (W, 16-14), Oct. 8, 2022
 43 vs. Idaho State (W, 36-28), Sept. 2, 2023
 43 vs. Ohio (W, 20-13), Aug. 26, 2023

Bowl: 55 by Washington State (31) vs. Syracuse (24) (Syracuse 52, Washington State 35), Dec. 27, 2024

Highest Pass Efficiency Rating (min. 12 att.)

206.14 vs. San Jose State* (W, 43-27), Nov. 12, 2022
 187.07 vs. Boise State* (L, 31-34), Sept. 22, 2023
 150.97 vs. Hawai'i* (W, 16-14), Oct. 8, 2022
 145.83 vs. Air Force* (L, 20-31), Nov. 30, 2024
 141.14 vs. Texas A&M-Commerce (W, 45-14), Aug. 31, 2024

Opp: 181.94 vs. UCLA (L, 10-35), Sept. 9, 2023

Bowl: 231.04 by Syracuse (52-35 vs. Washington State), Dec. 27, 2024

Most Passing Touchdowns

3 vs. Utah State* (L, 24-32 (20T)), Nov. 4, 2023
 3 vs. San Jose State* (W, 43-27), Nov. 12, 2022
 2 vs. Texas A&M-Commerce (W, 45-14), Aug. 31, 2024
 2 vs. Ohio (W, 20-13), Aug. 26, 2023
 2 vs. UNLV* (W, 14-10), Nov. 5, 2022

Opp: 4 by Arizona (L, 20-38), Sept. 3, 2022

Bowl: 5 by Syracuse (52-35 vs. Washington State), Dec. 27, 2024

Turnovers**Most Turnovers Gained**

4 vs. UNLV* (W, 14-10), Nov. 5, 2022
 4 vs. Toledo (W, 17-10), Sept. 24, 2022
 3 vs. Texas A&M-Commerce (W, 45-14), Aug. 31, 2024
 3 vs. Idaho State (W, 36-28), Sept. 2, 2023
 3 vs. Ohio (W, 20-13), Aug. 26, 2023

Opp: 3, three times, last by UCLA (L, 10-35), Sept. 9, 2023

Bowl: 2 by Syracuse (52-35 vs. Washington State), Dec. 27, 2024

Most Interceptions

3 vs. Idaho State (W, 36-28), Sept. 2, 2023
 3 vs. Ohio (W, 20-13), Aug. 26, 2023
 3 vs. Toledo (W, 17-10), Sept. 24, 2022
 2 vs. UNLV* (W, 14-10), Nov. 5, 2022
 1, 5 five times, last vs. Hawai'i* (W, 27-24), Oct. 5, 2024

Opp: 3 by UCLA (L, 10-35), Sept. 9, 2023

Bowl: 2 by Syracuse (52-35 vs. Washington State), Dec. 27, 2024

Most Fumbles Forced

2 vs. Texas A&M-Commerce (W, 45-14), Aug. 31, 2024
 2 vs. UCLA (L, 10-35), Sept. 9, 2023
 2 vs. UNLV* (W, 14-10), Nov. 5, 2022
 1 vs. Utah State* (L, 24-32 (20T)), Nov. 4, 2023
 1 vs. Toledo (W, 17-10), Sept. 24, 2022

1 vs. Arizona (L, 20-38), Sept. 3, 2022

Opp: 3 by Idaho State (W, 36-28), Sept. 2, 2023

Most Fumbles Recovered

2 vs. Texas A&M-Commerce (W, 45-14), Aug. 31, 2024
 2 vs. UCLA (L, 10-35), Sept. 9, 2023
 2 vs. UNLV* (W, 14-10), Nov. 5, 2022
 1 vs. Washington State (L, 26-29), Oct. 26, 2024
 1 vs. Hawai'i* (W, 16-14), Oct. 8, 2022
 1 vs. Toledo (W, 17-10), Sept. 24, 2022

1 vs. Arizona (L, 20-38), Sept. 3, 2022

Opp: 2, three times, last vs. Boise State* (L, 31-34), Sept. 22, 2023

Most Turnovers / Both Teams

6 vs. Idaho State (W, 36-28), Sept. 2, 2023
 5 vs. UCLA (L, 10-35), Sept. 9, 2023
 5 vs. UNLV* (W, 14-10), Nov. 5, 2022
 5 vs. Toledo (W, 17-10), Sept. 24, 2022
 4 vs. Ohio (W, 20-13), Aug. 26, 2023
 4 vs. Arizona (L, 20-38), Sept. 3, 2022

Bowl: 2 by Washington State (2) vs. Syracuse (0) (Syracuse 52, Washington State 35), Dec. 27, 2024

Special Teams**Most Field Goals**

4 vs. Fresno State* (W, 33-18), Nov. 25, 2023
 3 vs. New Mexico* (L, 16-21), Nov. 8, 2024
 3 vs. Hawai'i* (W, 16-14), Oct. 8, 2022
 2, seven times, last vs. Stony Brook (W, 42-0), Aug. 28, 2025

Opp: 2, four times, last by Nevada* (L, 0-6), Oct. 21, 2023

Bowl: 1 by Syracuse (52-35 vs. Washington State), Dec. 27, 2024

Most Punts

9 vs. Toledo (W, 17-10), Sept. 24, 2022
 8 vs. Oregon State (L, 0-21), Sept. 7, 2024
 7 vs. UCLA (L, 10-35), Sept. 9, 2023
 6 vs. Utah State* (L, 24-32 (20T)), Nov. 4, 2023
 6 vs. Nevada* (L, 0-6), Oct. 21, 2023
 6 vs. Air Force* (L, 3-13), Nov. 26, 2022
 6 vs. UNLV* (W, 14-10), Nov. 5, 2022
 6 vs. Idaho State (W, 38-7), Sept. 10, 2022

Opp: 11 by Idaho State (W, 38-7), Sept. 10, 2022

Bowl: 2 by Syracuse (52-35 vs. Washington State), Dec. 27, 2024

Fewest Punts

1 vs. Air Force* (L, 20-31), Nov. 30, 2024
 2 vs. San Jose State* (W, 43-27), Nov. 12, 2022
 3 vs. Texas A&M-Commerce (W, 45-14), Aug. 31, 2024
 3 vs. Fresno State* (W, 33-18), Nov. 25, 2023
 3 vs. Boise State* (L, 31-34), Sept. 22, 2023
 3 vs. Ohio (W, 20-13), Aug. 26, 2023

Opp: 1, by Air Force (L, 20-31), Nov. 30, 2024

Bowl: 1 by Washington State (35-52 vs. Syracuse), Dec. 27, 2024

Highest Punt Average (min. 3 punts)

56.3 vs. Ohio (W, 20-13), Aug. 26, 2023
 52.2 vs. Stony Brook (W, 42-0), Aug. 28, 2025
 50.2 vs. UNLV* (W, 14-10), Nov. 5, 2022
 47.6 vs. Hawai'i* (W, 27-24), Oct. 5, 2024
 47.5 vs. Utah State* (L, 24-32 (20T)), Nov. 4, 2023
 47.5 vs. Idaho State (W, 38-7), Sept. 10, 2022

Opp: 50.8, by Boise State* (L, 31-34), Sept. 22, 2023

Most Kick Returns

6 vs. Air Force* (L, 20-31), Nov. 30, 2024
 4 vs. New Mexico* (L, 16-21), Nov. 8, 2024
 4 vs. Idaho State (W, 36-28), Sept. 2, 2023
 4 vs. Air Force* (L, 3-13), Nov. 26, 2022
 4 vs. San Jose State* (W, 43-27), Nov. 12, 2022

Opp: 6 by Fresno State* (W, 33-18), Nov. 25, 2023

Bowl: 5 by Washington State (35-52 vs. Syracuse), Dec. 27, 2024

Most Kick Return Yards

125 vs. San Jose State* (W, 43-27), Nov. 12, 2022
 105 vs. Air Force* (L, 20-31), Nov. 30, 2024
 105 vs. New Mexico* (L, 16-21), Nov. 8, 2024
 104 vs. Boise State* (L, 31-34), Sept. 22, 2023
 83 vs. Air Force* (L, 3-13), Nov. 26, 2022

Opp: 130 by Fresno State* (W, 33-18), Nov. 25, 2023

Bowl: 132 by Washington State (35-52 vs. Syracuse), Dec. 27, 2024

Highest Kick Return Average (min. 2 KR)

34.7 vs. Boise State* (L, 31-34), Sept. 22, 2023
 31.2 vs. San Jose State* (W, 43-27), Nov. 12, 2022
 28.5 vs. Idaho State (W, 38-7), Sept. 10, 2022
 26.2 vs. New Mexico* (L, 16-21), Nov. 8, 2024
 25.3 vs. Toledo (W, 17-10), Sept. 24, 2022

Opp: 30.3 vs. Idaho State (W, 36-28), Sept. 2, 2023

Bowl: 26.4 by Washington State (35-52 vs. Syracuse), Dec. 27, 2024

Most Punt Returns

9 vs. Stony Brook (W, 42-0), Aug. 28, 2025
 7 vs. Idaho State (W, 38-7), Sept. 10, 2022
 5 vs. Utah State* (L, 24-32 (20T)), Nov. 4, 2023
 3 vs. Hawai'i* (W, 27-24), Oct. 5, 2024
 3 vs. Boise State* (L, 31-34), Sept. 22, 2023
 3 vs. UNLV* (W, 14-10), Nov. 5, 2022

Opp: 3, four times, last by Oregon State (L, 0-21), Sept. 7, 2024

Bowl: 2 by Washington State (35-52 vs. Syracuse), Dec. 27, 2024

Most Punt Return Yards

89 vs. Stony Brook (W, 42-0), Aug. 28, 2025
 73 vs. Idaho State (W, 38-7), Sept. 10, 2022
 61 vs. Boise State* (L, 31-34), Sept. 22, 2023
 35 vs. Utah State* (L, 24-32 (20T)), Nov. 4, 2023
 34 vs. Hawai'i* (W, 27-24), Oct. 5, 2024

Opp: 24 by Toledo (W, 17-10), Sept. 24, 2022

Bowl: 34 by Syracuse (52-35 vs. Washington State), Dec. 27, 2024

Highest Punt Return Average (min. 2 PR)

20.3 vs. Boise State* (L, 31-34), Sept. 22, 2023
 11.5 vs. Arizona (L, 20-38), Sept. 3, 2022
 11.3 vs. Hawai'i* (W, 27-24), Oct. 5, 2024
 10.4 vs. Idaho State (W, 38-7), Sept. 10, 2022
 9.9 vs. Stony Brook (W, 42-0), Aug. 28, 2025

Opp: 12.0 by Toledo (W, 17-10), Sept. 24, 2022

Bowl: 16.0 by Washington State (35-52 vs. Syracuse), Dec. 27, 2024

Miscellaneous**Most Time of Possession**

40:51 vs. Fresno State* (W, 33-18), Nov. 25, 2023
 39:30 vs. San Jose State* (W, 43-27), Nov. 12, 2022
 37:25 vs. Stony Brook (W, 42-0), Aug. 28, 2025
 36:10 vs. Hawai'i* (W, 16-14), Oct. 8, 2022
 35:02 vs. New Mexico* (L, 16-21), Nov. 8, 2024

Opp: 41:07 by Oregon State (L, 0-21), Sept. 7, 2024

Bowl: 34:36 by Washington State (35-52 vs. Syracuse), Dec. 27, 2024

Most Penalties

16 vs. Texas A&M-Commerce (W, 45-14), Aug. 31, 2024
 14 vs. Idaho State (W, 36-28), Sept. 2, 2023
 11 vs. Toledo (W, 17-10), Sept. 24, 2022
 9 vs. Hawai'i* (W, 27-24), Oct. 5, 2024
 9 vs. Utah State* (L, 24-32 (20T)), Nov. 4, 2023

Opp: 15, by Texas A&M-Commerce (W, 45-14), Aug. 31, 2024
Bowl: 7 by Syracuse (52-35 vs. Washington State), Dec. 27, 2024

Fewest Penalties

2 vs. Fresno State* (W, 33-18), Nov. 25, 2023
 2 vs. UNLV* (W, 14-10), Nov. 5, 2022
 4 vs. UCLA (L, 10-35), Sept. 9, 2023
 4 vs. Hawai'i* (W, 16-14), Oct. 8, 2022
 5 vs. Boise State* (L, 31-34), Sept. 22, 2023

Opp: 1, twice, last: by Fresno State* (W, 33-18), Nov. 25, 2023
Bowl: 3 by Washington State (35-52 vs. Syracuse), Dec. 27, 2024

Most Penalties / Both Teams

31 vs. Texas A&M-Commerce (W, 45-14), Aug. 31, 2024
 20 vs. Idaho State (W, 36-28), Sept. 2, 2023
 17 vs. Nevada* (L, 0-6), Oct. 21, 2023
 17 vs. Toledo (W, 17-10), Sept. 24, 2022
 16 vs. New Mexico* (L, 16-21), Nov. 8, 2024
 16 vs. Hawai'i* (W, 27-24), Oct. 5, 2024

Bowl: 10 by Syracuse (7) vs. Washington State (3) (Syracuse 52, Washington State 35), Dec. 27, 2024

Fewest Penalties / Both Teams

3 vs. Fresno State* (W, 33-18), Nov. 25, 2023
 6 vs. UNLV* (W, 14-10), Nov. 5, 2022
 6 vs. Hawai'i* (W, 16-14), Oct. 8, 2022
 8 vs. Air Force* (L, 20-31), Nov. 30, 2024
 8 vs. San Jose State* (W, 43-27), Nov. 12, 2022

Bowl: 10 by Washington State (3) vs. Syracuse (7) (Syracuse 52, Washington State 35), Dec. 27, 2024

Most Penalty Yards

149 vs. Texas A&M-Commerce (W, 45-14), Aug. 31, 2024
 125 vs. Idaho State (W, 36-28), Sept. 2, 2023
 104 vs. Hawai'i* (W, 27-24), Oct. 5, 2024
 103 vs. Toledo (W, 17-10), Sept. 24, 2022
 84 vs. Utah State* (L, 24-32 (20T)), Nov. 4, 2023

Opp: 124 by Texas A&M-Commerce (W, 45-14), Aug. 31, 2024
Bowl: 50 by Syracuse (52-35 vs. Washington State), Dec. 27, 2024

Fewest Penalty Yards

10 vs. Fresno State* (W, 33-18), Nov. 25, 2023
 15 vs. UNLV* (W, 14-10), Nov. 5, 2022
 23 vs. Boise State* (L, 31-34), Sept. 22, 2023
 33 vs. Hawai'i* (W, 16-14), Oct. 8, 2022
 37 vs. Arizona (L, 20-38), Sept. 3, 2022

Opp: 5 by San Jose State* (W, 43-27), Nov. 12, 2022
Bowl: 40 by Washington State (35-52 vs. Syracuse), Dec. 27, 2024

Most Penalty Yards / Both Teams

273 vs. Texas A&M-Commerce (W, 45-14), Aug. 31, 2024
 188 vs. Idaho State (W, 36-28), Sept. 2, 2023
 179 vs. Hawai'i* (W, 27-24), Oct. 5, 2024
 169 vs. New Mexico* (L, 16-21), Nov. 8, 2024
 156 vs. Toledo (W, 17-10), Sept. 24, 2022

Bowl: 90 by Syracuse (50) vs. Washington State (40) (Syracuse 52, Washington State 35), Dec. 27, 2024

Fewest Penalty Yards / Both Teams

18 vs. Fresno State* (W, 33-18), Nov. 25, 2023
 44 vs. Hawai'i* (W, 16-14), Oct. 8, 2022
 51 vs. UNLV* (W, 14-10), Nov. 5, 2022
 58 vs. Boise State* (L, 31-34), Sept. 22, 2023
 70 vs. San Jose State* (W, 43-27), Nov. 12, 2022

Bowl: 90 by Washington State (40) vs. Syracuse (50) (Syracuse 52, Washington State 35), Dec. 27, 2024

Most First Downs

26 vs. New Mexico* (L, 16-21), Nov. 8, 2024
 24 vs. Stony Brook (W, 42-0), Aug. 28, 2025
 24 vs. Air Force* (L, 20-31), Nov. 30, 2024
 23 vs. Texas A&M-Commerce (W, 45-14), Aug. 31, 2024
 23 vs. San Jose State* (W, 43-27), Nov. 12, 2022

Opp: 26 by UCLA (L, 10-35), Sept. 9, 2023
Bowl: 28 by Syracuse (52-35 vs. Washington State), Dec. 27, 2024

Fewest First Downs Allowed

6 vs. Stony Brook (W, 42-0), Aug. 28, 2025
 14 vs. Air Force* (L, 3-13), Nov. 26, 2022
 14 vs. San Jose State* (W, 43-27), Nov. 12, 2022
 14 vs. UNLV* (W, 14-10), Nov. 5, 2022
 14 vs. Idaho State (W, 38-7), Sept. 10, 2022

Bowl: 24 by Syracuse (52-35 vs. Washington State), Dec. 27, 2024

Most First Downs / Both Teams

47 vs. New Mexico* (L, 16-21), Nov. 8, 2024
 45 vs. Air Force* (L, 20-31), Nov. 30, 2024
 43 vs. Washington State (L, 26-29), Oct. 26, 2024
 43 vs. Hawai'i* (W, 27-24), Oct. 5, 2024
 43 vs. UCLA (L, 10-35), Sept. 9, 2023

Bowl: 52 by Syracuse (28) vs. Washington State (24) (Syracuse 52, Washington State 35), Dec. 27, 2024

Fewest First Downs / Both Teams

22 vs. Air Force* (L, 3-13), Nov. 26, 2022
 28 vs. Nevada* (L, 0-6), Oct. 21, 2023
 30 vs. Stony Brook (W, 42-0), Aug. 28, 2025
 30 vs. Oregon State (L, 0-21), Sept. 7, 2024
 33 vs. Idaho State (W, 38-7), Sept. 10, 2022

Bowl: 52 by Syracuse (28) vs. Washington State (24) (Syracuse 52, Washington State 35), Dec. 27, 2024

Most Third Down Conversions

11 vs. New Mexico* (L, 16-21), Nov. 8, 2024
 9 vs. Stony Brook (W, 42-0), Aug. 28, 2025
 8 vs. Air Force* (L, 20-31), Nov. 30, 2024
 8 vs. Fresno State* (W, 33-18), Nov. 25, 2023
 7 vs. Utah State* (L, 24-32 (20T)), Nov. 4, 2023
 7 vs. Boise State* (L, 31-34), Sept. 22, 2023
 7 vs. Hawai'i* (W, 16-14), Oct. 8, 2022

Opp: 9, by Oregon State (L, 0-21), Sept. 7, 2024
Bowl: 8 by Washington State (35-52 vs. Syracuse), Dec. 27, 2024

Fewest Third Down Conversions Allowed

1 vs. Fresno State* (W, 33-18), Nov. 25, 2023
 2 vs. Stony Brook (W, 42-0), Aug. 28, 2025
 3 vs. Nevada* (L, 0-6), Oct. 21, 2023
 3 vs. Hawai'i* (W, 16-14), Oct. 8, 2022
 4 vs. Texas A&M-Commerce (W, 45-14), Aug. 31, 2024
 4 vs. Air Force* (L, 3-13), Nov. 26, 2022

Bowl: 2 by Washington State (35-52 vs. Syracuse), Dec. 27, 2024

Highest Third-Down Conversion Percentage

57.1 vs. Air Force* (L, 20-31), Nov. 30, 2024
 55.0 vs. New Mexico* (L, 16-21), Nov. 8, 2024
 53.8 vs. Boise State* (L, 31-34), Sept. 22, 2023
 47.4 vs. Stony Brook (W, 42-0), Aug. 28, 2025
 46.2 vs. San Jose State* (W, 43-27), Nov. 12, 2022

Opp: 66.7 by Air Force* (L, 20-31), Nov. 30, 2024
Bowl: 50.0 by Washington State (35-52 vs. Syracuse), Dec. 27, 2024

Lowest Third-Down Conversion Percentage Allowed

11.1 vs. Fresno State* (W, 33-18), Nov. 25, 2023
 13.3 vs. Stony Brook (W, 42-0), Aug. 28, 2025
 23.5 vs. Air Force* (L, 3-13), Nov. 26, 2022
 25.0 vs. Nevada* (L, 0-6), Oct. 21, 2023
 30.0 vs. Hawai'i* (W, 16-14), Oct. 8, 2022

Bowl: 33.0 by Washington State (35-52 vs. Syracuse), Dec. 27, 2024

Highest Attendance

34,046 vs. Arizona (L, 20-38), Sept. 3, 2022
 33,073 vs. Hawai'i* (W, 16-14), Oct. 8, 2022
 32,017 vs. UCLA (L, 10-35), Sept. 9, 2023
 31,307 vs. Hawai'i* (W, 27-24), Oct. 5, 2024
 28,854 vs. UNLV* (W, 14-10), Nov. 5, 2022

Bowl: 23,920, Syracuse 52, Washington State 35, Dec. 27, 2024

Warmest Temperature (at Kickoff)

100 vs. Arizona (L, 20-38), Sept. 3, 2022
 87 vs. Oregon State (L, 0-21), Sept. 7, 2024
 86 vs. Toledo (W, 17-10), Sept. 24, 2022
 85 vs. UCLA (L, 10-35), Sept. 9, 2023
 83 vs. Ohio (W, 20-13), Aug. 26, 2023
 83 vs. Idaho State (W, 38-7), Sept. 10, 2022

Bowl: 59, Syracuse 52, Washington State 35, Dec. 27, 2024

Coldest Temperature (at Kickoff)

55 vs. Fresno State* (W, 33-18), Nov. 25, 2023
 55 vs. San Jose State* (W, 43-27), Nov. 12, 2022
 58 vs. Air Force* (L, 20-31), Nov. 30, 2024
 58 vs. New Mexico* (L, 16-21), Nov. 8, 2024
 59 vs. Air Force* (L, 3-13), Nov. 26, 2022

Bowl: 59, Syracuse 52, Washington State 35, Dec. 27, 2024

INDIVIDUAL SINGLE-GAME**Most Rushing Yards**

223, Marquez Cooper vs. Texas A&M-Commerce, Aug. 31, 2024
 132, Jalen Mayden vs. Idaho State, Sept. 2, 2023
 123, Marquez Cooper vs. New Mexico*, Nov. 8, 2024
 115, Jordan Byrd vs. Toledo, Sept. 24, 2022
 109, Marquez Cooper vs. Hawai'i, Oct. 5, 2024

Opp: 205, Ashton Jeanty, Boise State*, Sept. 22, 2023
Bowl: 120, LeQuint Allen, Syracuse vs. Washington State, Dec. 27, 2024

Most Rushing Attempts

35, Marquez Cooper vs. New Mexico*, Nov. 8, 2024
 30, Marquez Cooper vs. Hawai'i, Oct. 5, 2024
 27, Marquez Cooper vs. Texas A&M-Commerce, Aug. 31, 2024
 23, Lucky Sutton vs. Stony Brook, Aug. 28, 2025
 23, Marquez Cooper vs. Air Force*, Nov. 30, 2024

Opp: 35, Brad Roberts, Air Force*, Nov. 26, 2022
Bowl: 17, LeQuint Allen, Syracuse vs. Washington State, Dec. 27, 2024

Most Rushing Touchdowns

2, Lucky Sutton vs. Stony Brook, Aug. 8, 2025
 2, Marquez Cooper vs. Air Force*, Nov. 30, 2024
 2, Marquez Cooper vs. Washington State, Oct. 26, 2024
 2, Marquez Cooper vs. Hawai'i, Oct. 5, 2024
 2, Marquez Cooper vs. Texas A&M-Commerce, Aug. 31, 2024
 2, Jaylon Armstead vs. Boise State*, Sept. 22, 2023
 2, Jalen Mayden vs. Idaho State, Sept. 2, 2023
 2, Jordan Byrd vs. Toledo, Sept. 24, 2022
Opp: 2, four times, most recent Dylan Carson, Air Force*, Nov. 30, 2024
Bowl: 2, LeQuint Allen, Syracuse vs. Washington State, Dec. 27, 2024

Longest Rush

70t, Jalen Mayden vs. Fresno State*, Nov. 25, 2023
 62, Lucky Sutton vs. Utah State*, Nov. 4, 2023
 61, Jaylon Armstead vs. Idaho State, Sept. 10, 2022
 56t, Jalen Mayden vs. Idaho State, Sept. 2, 2023
 53t, Jordan Byrd vs. Idaho State, Sept. 10, 2022
Opp: 68t, Eli Sanders, New Mexico*, Nov. 8, 2024
Bowl: 27, LeQuint Allen, Syracuse vs. Washington State, Dec. 27, 2024

Most Passing Yards

322, Jalen Mayden vs. Hawai'i*, Oct. 8, 2022
 268, Jalen Mayden vs. San Jose State*, Nov. 12, 2022
 265, Jalen Mayden vs. Utah State*, Nov. 4, 2023
 241, Jalen Mayden vs. Boise State*, Sept. 22, 2023
 230, Danny O'Neil vs. Air Force*, Nov. 30, 2024
Opp: 299, Jayden de Laura, Arizona, Sept. 3, 2022
Bowl: 453, Kyle McCord, Syracuse vs. Washington State, Dec. 27, 2024

Most Passing Attempts

41, Danny O'Neil vs. New Mexico*, Nov. 8, 2024
 39, Jalen Mayden vs. Utah State*, Nov. 4, 2023
 37, Jalen Mayden vs. UCLA, Sept. 9, 2023
 36, Jalen Mayden vs. Hawai'i*, Oct. 8, 2022
 34, Danny O'Neil vs. Washington State, Oct. 26, 2024
Opp: 44, Brayden Schager, Hawai'i, Oct. 5, 2024
Bowl: 43, Zevi Eckhaus, Washington State vs. Syracuse, Dec. 27, 2024

Most Passing Completions

26, Danny O'Neil vs. New Mexico*, Nov. 8, 2024
 25, Jalen Mayden vs. Utah State*, Nov. 4, 2023
 24, Danny O'Neil vs. Air Force*, Nov. 30, 2024
 24, Danny O'Neil vs. Hawai'i, Oct. 5, 2024
 24, Jalen Mayden vs. Hawai'i*, Oct. 8, 2022
Opp: 26, Brayden Schager, Hawai'i, Oct. 5, 2024
Bowl: 34, Zevi Eckhaus, Washington State vs. Syracuse, Dec. 27, 2024

Highest Pass Efficiency Rating (min. 12 att.)

215.51, Jalen Mayden vs. San Jose State*, Nov. 12, 2022
 179.75, Jalen Mayden vs. Boise State*, Sept. 22, 2023
 150.97, Jalen Mayden vs. Hawai'i*, Oct. 8, 2022
 145.69, Danny O'Neil vs. Air Force*, Nov. 30, 2024
 141.44, Jalen Mayden vs. Utah State*, Nov. 4, 2023
Opp: 210.85, Cooper Legas, Utah State*, Nov. 4, 2023
Bowl: 231.04, Kyle McCord, Syracuse vs. Washington State, Dec. 27, 2024

Most Passing Touchdowns

3, Jalen Mayden vs. Utah State*, Nov. 4, 2023
 3, Jalen Mayden vs. San Jose State*, Nov. 12, 2022
 2, Danny O'Neil vs. Texas A&M-Commerce, Aug. 31, 2024
 2, Jalen Mayden vs. Ohio, Aug. 26, 2023
 2, Jalen Mayden vs. UNLV*, Nov. 5, 2022
Opp: 4, Jayden de Laura, Arizona, Sept. 3, 2022
Bowl: 5, Kyle McCord, Syracuse vs. Washington State, Dec. 27, 2024

Longest Pass

66t, Jalen Mayden vs. San Jose State*, Nov. 12, 2022
 48, Danny O'Neil vs. Hawai'i*, Oct. 5, 2024
 44t, Danny O'Neil vs. Texas A&M-Commerce, Aug. 31, 2024
 44, Jayden Denegal vs. Stony Brook, Aug. 28, 2025
 44, Jayden Denegal vs. Stony Brook, Aug. 28, 2025
Opp: 81t, Dante Moore, UCLA, Sept. 9, 2023
Bowl: 66t, Zevi Eckhaus, Washington State vs. Syracuse, Dec. 27, 2024

Most Receptions

10, Ja'Shaun Poke vs. Washington State, Oct. 26, 2024
 9, Jordan Napier vs. New Mexico*, Nov. 8, 2024
 8, Kenan Christon vs. Utah State*, Nov. 4, 2023
 8, Tyrell Shavers vs. Hawai'i*, Oct. 8, 2022
 6, Michael Harrison vs. Washington State, Oct. 26, 2024
 6, Ja'Shaun Poke vs. Texas A&M-Commerce, Aug. 31, 2024
 6, Jesse Matthews vs. Hawai'i*, Oct. 8, 2022
Opp: 10, Sam Wiglus, Ohio, Aug. 26, 2023
Bowl: 10, Kyle Williams, Washington State vs. Syracuse, Dec. 27, 2024

Most Receiving Yards

149, Tyrell Shavers vs. Hawai'i*, Oct. 8, 2022
 117, Baylin Brooks vs. Boise State*, Sept. 22, 2023
 111, Tyrell Shavers vs. San Jose State*, Nov. 12, 2022
 97, Brionne Penny vs. Boise State*, Sept. 22, 2023
 91, Louis Brown IV vs. Texas A&M-Commerce, Aug. 31, 2024
Opp: 152, Jacob Cowing, Arizona, Sept. 3, 2022
Bowl: 172, Kyle Williams, Washington State vs. Syracuse, Dec. 27, 2024

Most Receiving Touchdowns

2, Mark Redman vs. Ohio, Aug. 26, 2023
 1, 21 times, last Jacob Bostick vs. Stony Brook, Aug. 28, 2025
Opp: 3, Jacob Cowing, Arizona, Sept. 3, 2022
Bowl: 2, Oronde Gadsden II and Trebor Pena, Syracuse vs. Washington State, Dec. 27, 2024

Longest Reception

66t, Tyrell Shavers vs. San Jose State*, Nov. 12, 2022
 48, Nate Bennett vs. Hawai'i*, Oct. 5, 2024
 44t, Louis Brown IV vs. Texas A&M-Commerce, Aug. 31, 2024
 44, Donovan Brown vs. Stony Brook, Aug. 28, 2025
 44, Mikey Welsh vs. Stony Brook, Aug. 28, 2025
Opp: 81t, Josiah Norwood, UCLA, Sept. 9, 2023
Bowl: 66, Kyle Williams, Washington State vs. Syracuse, Dec. 27, 2024

Most Total Offense Yards

331, Jalen Mayden vs. Hawai'i*, Oct. 8, 2022
 329, Jalen Mayden vs. San Jose State*, Nov. 12, 2022
 326, Jalen Mayden vs. Boise State*, Sept. 22, 2023
 285, Jalen Mayden vs. Fresno State*, Nov. 25, 2023
 260, Jalen Mayden vs. Utah State*, Nov. 4, 2023
Opp: 302, Devon Dampier, New Mexico*, Nov. 8, 2024
Bowl: 446, Kyle McCord, Syracuse vs. Washington State, Dec. 27, 2024

Most All-Purpose Yards

233, Marquez Cooper vs. Texas A&M-Commerce, Aug. 31, 2024
 169, Jordan Byrd vs. Idaho State, Sept. 10, 2022
 163, Jordan Byrd vs. Toledo, Sept. 24, 2022
 152, Kenan Christon vs. Boise State*, Sept. 22, 2023
 149, Tyrell Shavers vs. Hawai'i*, Oct. 8, 2022
Opp: 254, Ashton Jeanty, Boise State*, Sept. 22, 2023
Bowl: 172, Kyle Williams, Washington State vs. Syracuse, Dec. 27, 2024

Most Points

18, Marquez Cooper vs. Air Force*, Nov. 30, 2024
 12, Lucky Sutton vs. Stony Brook, Aug. 8, 2025
 12, Marquez Cooper vs. Washington State, Oct. 26, 2024
 12, Marquez Cooper vs. Hawai'i*, Oct. 5, 2024
 12, Marquez Cooper vs. Texas A&M-Commerce, Aug. 31, 2024
 12, Jaylon Armstead vs. Boise State*, Sept. 22, 2023
 12, Jalen Mayden vs. Idaho State, Sept. 2, 2023
 12, Mark Redman vs. Ohio, Aug. 26, 2023
 12, Jordan Byrd vs. Toledo, Sept. 24, 2022
 12, Jordan Byrd vs. Arizona, Sept. 3, 2022
Opp: 18, Jacob Cowing, Arizona, Sept. 3, 2022
Bowl: 12, Oronde Gadsden II and Trebor Pena, Syracuse vs. Washington State, Dec. 27, 2024

Most Touchdowns

3, Marquez Cooper vs. Air Force*, Nov. 30, 2024
 2, Lucky Sutton vs. Stony Brook, Aug. 8, 2025
 2, Marquez Cooper vs. Washington State, Oct. 26, 2024
 2, Marquez Cooper vs. Hawai'i*, Oct. 5, 2024
 2, Marquez Cooper vs. Texas A&M-Commerce, Aug. 31, 2024
 2, Jaylon Armstead vs. Boise State*, Sept. 22, 2023
 2, Jalen Mayden vs. Idaho State, Sept. 2, 2023
 2, Mark Redman vs. Ohio, Aug. 26, 2023
 2, Jordan Byrd vs. Toledo, Sept. 24, 2022
 2, Jordan Byrd vs. Arizona, Sept. 3, 2022
Opp: 3, Jacob Cowing, Arizona, Sept. 3, 2022
Bowl: 2, Oronde Gadsden II and Trebor Pena, Syracuse vs. Washington State, Dec. 27, 2024

Most Tackles

13, Cody Moon vs. Utah State*, Nov. 4, 2023
 12, Zyrrus Fiasseu vs. UCLA, Sept. 9, 2023
 12, Cody Moon vs. Ohio, Aug. 26, 2023
 12, Michael Shawcroft vs. Air Force*, Nov. 26, 2022
 12, Jonah Tavai vs. Air Force*, Nov. 26, 2022
Opp: 15, Brandon Tucker Jr., Texas A&M-Commerce, Aug. 31, 2024
Bowl: 8, Tyson Durant, Washington State vs. Syracuse, Dec. 27, 2024

Most Tackles For Loss

4.0, Trey White vs. Hawai'i*, Oct. 5, 2024
 3.0, Zyrrus Fiasseu vs. Utah State*, Nov. 4, 2023
 3.0, Jonah Tavai vs. San Jose State*, Nov. 12, 2022
 2.5, Eric Butler vs. Boise State*, Sept. 22, 2023
 2.5, Caden McDonald vs. Idaho State, Sept. 10, 2022
Opp: 4.5, Jalen Dixon, UNLV*, Nov. 5, 2022
Bowl: 1.0, nine tied

Most Sacks

3.0, Trey White vs. Hawai'i*, Oct. 5, 2024
 3.0, Zyrrus Fiasseu vs. Utah State*, Nov. 4, 2023
 3.0, Jonah Tavai vs. San Jose State*, Nov. 12, 2022
 2.0, Marlem Louis vs. Hawai'i*, Oct. 5, 2024
 1.5, August Salvati vs. Stony Brook, Aug. 30, 2025
 1.5, Tupu Alualu vs. Idaho State, Sept. 2, 2023
Opp: 2.0, three times, last Blake Fletcher, Air Force*, Nov. 30, 2024
Bowl: 1.0, three tied

Most Interceptions

1, 16 times, last Jelani Whitmore vs. Hawai'i*, Oct. 5, 2024
Opp: 2, Alex Johnson, UCLA, Sept. 9, 2023
Bowl: 1, Alijah Clark and Jalil Martin, Syracuse vs. Washington State, Dec. 27, 2024

Most Field Goals

- 4, Jack Browning vs. Fresno State*, Nov. 25, 2023
- 3, Gabe Plascencia vs. New Mexico*, Nov. 8, 2024
- 3, Jack Browning vs. Hawai'i*, Oct. 8, 2022
- 2, Gabe Plascencia vs. Stony Brook, Aug. 28, 2025
- 2, Gabe Plascencia vs. Washington State, Oct. 26, 2024
- 2, Gabe Plascencia vs. Hawai'i*, Oct. 5, 2024
- 2, Jack Browning vs. Ohio, Aug. 26, 2023
- 2, Jack Browning vs. Idaho State, Sept. 2, 2023
- 2, Jack Browning vs. San Jose State*, Nov. 12, 2022
- 2, Jack Browning vs. Arizona, Sept. 3, 2022

Opp: 2, five times, last Brandon Talton, Nevada*, Oct. 21, 2023

Bowl: 1, Jackson Kennedy, Syracuse vs. Washington State, Dec. 27, 2024

Longest Field Goal

- 50, Gabe Plascencia vs. Texas A&M-Commerce, Aug. 31, 2024
- 50, Jack Browning vs. Toledo, Sept. 24, 2022
- 49, Jack Browning vs. Ohio, Aug. 26, 2023
- 46, Gabe Plascencia vs. Washington State, Oct. 26, 2024
- 45, Jack Browning vs. Hawai'i*, Oct. 8, 2022

Opp: 45, Matthew Dapore, Air Force, Nov. 30, 2024

Bowl: 30, Jackson Kennedy, Syracuse vs. Washington State, Dec. 27, 2024

Most Punts

- 9, Jack Browning vs. Toledo, Sept. 24, 2022
- 7, Tyler Pastula vs. Oregon State, Sept. 7, 2024
- 7, Jack Browning vs. UCLA, Sept. 9, 2023
- 6, Jack Browning vs. Utah State*, Nov. 4, 2023
- 6, Jack Browning vs. Nevada*, Oct. 21, 2023
- 6, Jack Browning vs. Air Force*, Nov. 26, 2022
- 6, Jack Browning vs. UNLV*, Nov. 5, 2022
- 6, Jack Browning vs. Idaho State, Sept. 10, 2022

Opp: 11, Ian Hershey, Idaho State, Sept. 10, 2022

Bowl: 1, three tied

Highest Punt Average (min. 3 punts)

- 56.3, Jack Browning vs. Ohio, Aug. 26, 2023
- 52.2, Hunter Green vs. Stony Brook, Aug. 8, 2025
- 50.2, Jack Browning vs. UNLV*, Nov. 5, 2022
- 48.8, Tyler Pastula vs. Oregon State, Sept. 7, 2024
- 47.6, Tyler Pastula vs. Hawai'i*, Oct. 5, 2024

Opp: 50.8, James Ferguson-Reynolds, Boise State*, Sept. 22, 2023

Longest Punt

- 67, Hunter Green vs. Stony Brook, Aug. 8, 2025
- 65, Tyler Pastula vs. Hawai'i*, Oct. 5, 2024
- 65, Jack Browning vs. Utah State*, Nov. 4, 2023
- 64, Tyler Pastula vs. New Mexico*, Nov. 8, 2024
- 63, Tyler Pastula vs. Oregon State, Sept. 7, 2024

Opp: 67, James Ferguson-Reynolds, Boise State*, Sept. 22, 2023

Bowl: 42, Dean Janikowski, Washington State vs. Syracuse, Dec. 27, 2024

Most Kick Returns

- 3, Ja'Shaun Poke vs. Air Force*, Nov. 30, 2024
- 3, Ja'Shaun Poke vs. Washington State, Oct. 26, 2024
- 3, Ja'Shaun Poke vs. Texas A&M-Commerce, Aug. 31, 2024
- 3, Kenan Christon vs. Boise State*, Sept. 22, 2023
- 3, Jordan Byrd vs. Air Force*, Nov. 26, 2022
- 3, Jordan Byrd vs. Arizona, Sept. 3, 2022

Opp: 6, Malik Sherrad, Fresno State*, Nov. 25, 2023

Bowl: 4, Leyton Smithson, Washington State vs. Syracuse, Dec. 27, 2024

Most Kick Return Yards

- 112, Jordan Byrd vs. San Jose State*, Nov. 12, 2022
- 104, Kenan Christon vs. Boise State*, Sept. 22, 2023
- 79, Jordan Napier vs. New Mexico*, Nov. 8, 2024
- 64, Jordan Byrd vs. Arizona, Sept. 3, 2022
- 61, Ja'Shaun Poke vs. Washington State, Oct. 26, 2024
- 61, Jordan Byrd vs. Air Force*, Nov. 26, 2022

Opp: 130, Malik Sherrad, Fresno State*, Nov. 25, 2023

Bowl: 120, Leyton Smithson, Washington State vs. Syracuse, Dec. 27, 2024

Highest Kick Return Average (min. 2 KR)

- 56.0, Jordan Byrd vs. San Jose State*, Nov. 12, 2022
- 39.5, Jordan Napier vs. New Mexico*, Nov. 8, 2024
- 34.7, Kenan Christon vs. Boise State*, Sept. 22, 2023
- 22.5, Jordan Byrd vs. Toledo, Sept. 24, 2022
- 22.0, Martin Blake vs. Ohio, Aug. 26, 2023

Opp: 30.3, Chedon James, Idaho State, Sept. 2, 2023

Bowl: 30.0, Leyton Smithson, Washington State vs. Syracuse, Dec. 27, 2024

Longest Kick Return

- 95, Jordan Byrd vs. San Jose State*, Nov. 12, 2022
- 71, Kenan Christon vs. Boise State*, Sept. 22, 2023
- 61, Jordan Napier vs. New Mexico*, Nov. 8, 2024
- 44, Ja'Shaun Poke vs. Texas A&M-Commerce, Aug. 31, 2024
- 37, Jack Browning vs. Air Force*, Nov. 26, 2022

Opp: 49, Kaden Dudley, Boise State*, Sept. 22, 2023

Bowl: 46, Leyton Smithson, Washington State vs. Syracuse, Dec. 27, 2024

Most Punt Returns

- 7, Jordan Napier vs. Stony Brook, Aug. 8, 2025
- 4, Mekhi Shaw vs. Utah State*, Nov. 4, 2023
- 3, Jordan Byrd vs. UNLV*, Nov. 5, 2022
- 3, Jordan Byrd vs. Idaho State, Sept. 10, 2022
- 2, nine times, last Mikey Welsh vs. Stony Brook, Aug. 8, 2025

Opp: 3, four times, last Trent Walker, Oregon State, Sept. 7, 2024

Bowl: 1, three tied

Most Punt Return Yards

- 75, Jordan Byrd vs. Idaho State, Sept. 10, 2022
- 73, Jordan Napier vs. Stony Brook, Aug. 8, 2025
- 36, Dez Malone vs. Boise State*, Sept. 22, 2023
- 30, Mekhi Shaw vs. Utah State*, Nov. 4, 2023
- 25, Cam Davis vs. Boise State*, Sept. 22, 2023

Opp: 23, Dorian Singer, Arizona, Sept. 3, 2022

Bowl: 34, Trebor Pena, Syracuse vs. Washington State, Dec. 27, 2024

Highest Punt Return Average (min. 2 PR)

- 25.0, Jordan Byrd vs. Idaho State, Sept. 10, 2022
- 12.5, Cam Davis vs. Boise State*, Sept. 22, 2023
- 11.0, Mekhi Shaw vs. Hawai'i*, Oct. 5, 2024
- 10.4, Jordan Napier vs. Stony Brook, Aug. 8, 2025
- 8.5, Mekhi Shaw vs. Idaho State, Sept. 2, 2023

Opp: 12.0, Adam Beale, Toledo, Sept. 24, 2022

Longest Punt Return

- 66, Jordan Byrd vs. Idaho State, Sept. 10, 2022
- 36, Dez Malone vs. Boise State*, Sept. 22, 2023
- 34, Jordan Napier vs. Stony Brook, Aug. 8, 2025
- 22, Jordan Byrd vs. Arizona, Sept. 3, 2022
- 21, Cam Davis vs. Boise State*, Sept. 22, 2023

Opp: 16, Dorian Singer, Arizona, Sept. 3, 2022

Bowl: 34, Trebor Pena, Syracuse vs. Washington State, Dec. 27, 2024