

SAN DIEGO STATE FOOTBALL

Contacts: Jamie McConeghy, Senior Assoc. AD of Communications & Media Relations (jmcconeg@sdsu.edu); Drew Barton, Asst. Communications Director (dbarton@sdsu.edu)

LIVE COVERAGE

TV/Stream: CBS Sports Network

Chris Lewis (play-by-play)
Robert Turbin (analyst)
Jordan Giorgio (sidelines)
Scott Brandwein (producer)



Aztecs Radio Network: San Diego Sports 760

pregame starts two hours before kickoff;
postgame show is one hour

Jon Schaeffer (play-by-play)
Rich Ohrnberger (analyst)
Ben Fletcher (pre, half, post)
J.R. Tolver (pre)



Live Stats: GoAztecs.com

THE SERIES (complete series info on pg. 8)

Series: San Diego State leads, 22-15, SDSU won 7 of last 9

Home: 10-8; Away: 12-7

Snapdragon Stadium: 0-0

Canvas Stadium: 1-1

Longest SDSU Win Streak: 5, 2009-15

Longest CSU Win Streak: 4, 1994-97

2025 SCHEDULE / RESULTS

Stony Brook **W, 42-0**
Thu., Aug. 28 | 7 p.m. | Snapdragon Stadium | KUSI/MWN

at Washington State **L, 13-36**
Sat., Sept. 6 | 7:15 p.m. PT | Pullman, Wash. | The CW

California **W, 34-0**
Sat., Sept. 20 | 7:30 p.m. PT | Snapdragon Stadium | CBSSN

at Northern Illinois **W, 6-3**
Sat., Sept. 27 | 2:30 p.m. CT | DeKalb, Ill. | ESPN+

Colorado State*
Fri., Oct. 3 | 7:30 p.m. PT | Snapdragon Stadium | CBSSN

at Nevada*
Sat., Oct. 11 | 7:30 p.m. PT | Reno, Nev. | CBSSN

at Fresno State*
Sat., Oct. 25 | TBA | Fresno, Calif. | FOXSN

Wyoming*
Sat., Nov. 1 | 4 p.m. PT | Snapdragon Stadium | CBSSN

at Hawai'i*
Sat., Nov. 8 | 6 p.m. HT | Honolulu, Hawaii | Spectrum/MWN

Boise State*
Sat., Nov. 15 | 7:30 p.m. PT | Snapdragon Stadium | CBSSN

San Jose State*
Sat., Nov. 22 | TBA | Snapdragon Stadium | FOXSN

at New Mexico*
Fri., Nov. 28 | 1:30 p.m. MT | Albuquerque, N.M. | CBSSN

TOC	Page No.	Roster	24-25
Media Availability	2	2-Deep	26
General Notes	3-20	Recaps	27-30
Series History	8-10	Statistics	31-58
MW / Opponent Info	21	Last Time it Happened	59-61
Coaching Staff	22-23	Stadium Records	62-67

GAME 5

SAN DIEGO STATE (3-1, 0-0 MW) vs. COLORADO STATE (1-3, 0-0 MW)

Friday, Oct. 3 ■ 7:30 p.m. PT ■ San Diego, Calif. ■ Snapdragon Stadium (35,000)



AZTECS

Head Coach: Sean Lewis
Record at SDSU: 6-10 (second season)
Career Record: 30-41 (seventh season)
Lewis Record vs. Colorado State: 0-0

RAMS

Head Coach: Jay Norvell
Record at CSU: 17-24 (fourth season)
Career Record: 50-50 (ninth season)
Norvell Record vs. SDSU: 4-2



SDSU BEGINS MOUNTAIN WEST PLAY FRIDAY NIGHT AT HOME AGAINST COLORADO STATE

- San Diego State begins its 27th and final season of Mountain West play on Friday night when it plays host to Colorado State at 7:30 p.m. PT at Snapdragon Stadium. Kickoff is set for 7:30 p.m. PT with the game airing on CBS Sports Network and San Diego Sports 760, the flagship radio station of San Diego State athletics.
- On July 1, 2026, the Aztecs officially become a member of the new Pac-12 along with league stalwarts Oregon State and Washington State, as well as Boise State, Colorado State, Gonzaga (for men's basketball only), Fresno State, Texas State and Utah State.
- SDSU is 62-34 (.646) in league play since the current 12-team Mountain West conference began play in 2013 (includes championship and bowl games), which ranks as the second-best mark in the league behind Boise State (83-18, .822). Utah State (third, .594), Fresno State (fourth, .586) and Colorado State (sixth, .500) each will join San Diego State in the new Pac-12 next season.
- The Aztecs (3-1) have already equaled their win total from the 2024 season, the first under head coach Sean Lewis. Out of the 20 schools who had three or fewer wins in 2024, SDSU is one of only four who have already reached three victories, joining No. 18 Florida State (2-10 last year and 3-1 this season), Mississippi State (2-10 last season and 4-1 this year) and Southern Miss (1-11 in 2024, 3-2 this season).
- The 3-1 start is San Diego State's best since starting 7-0 in 2021 en route to winning a school record 12 games and finishing 12-2 with a No. 25 ranking in the final Associated Press Top 25 Poll.
- The Aztecs are coming off their third dominating defensive performance of the season in a 6-3 win at Northern Illinois on Saturday. SDSU held the Huskies to 169 total yards, ending the game on a 25-yard field goal by the Mountain West preseason special teams player of the year Gabe Plascencia.
- It was the first time San Diego State won a regulation game with no time left since Sept. 10, 1994 vs. California when Peter Holt hit a 32-yard field goal in a 22-20 win. Those are the only two walkoff wins for the Aztecs since at least the 1982 season.
- It was the second of two field goals for Plascencia, who has made 18 consecutive field goals, tied with Chris O'Brien (1984-85) for the longest streak in program history and tied for the longest active streak in FBS play.
- Lucky Sutton ran for 88 yards, including 30 on the final drive that started with 1:44 left and ended with the Plascencia game-winning field goal.
- SDSU outgained NIU, 266-169, holding Northern Illinois to its fewest points in a game since also scoring three vs. South Florida in the 2010 International Bowl (Jan. 2, 2010) and fewest in a home game since being shut out vs. Navy on Nov. 15, 2008.

COMBINED FB & MBB WINNING PCT. / SINCE 2010

Below is a list of the highest combined football and men's basketball winning pct. (through Sept. 27).

Rk.	School	Pct.
1.	Ohio State	.722
2.	Oregon	.7182
3.	San Diego State	.7179
4.	Duke	.714
5.	Alabama	.696
6.	Michigan State	.687
7.	Wisconsin	.686
8.	Arizona	.682
9.	Kentucky	.680
10.	Boise State	.678

MOST CONSECUTIVE FIELD GOALS MADE / ACTIVE / FBS

Rk.	Name, Current School	FGM
1.	Gabe Plascencia, SDSU	18
	Laith Marjan, Kansas	18
	Brock Taylor, Vanderbilt	18
4.	Kansei Matsuzawa, Hawai'i	17
	Stephen Rusnak, Cincinnati	17

*Plascencia is 23-for-24 (.958) for his career, which would be a school record if he had enough attempts to qualify (25). It's also the highest field goal percentage among active FBS kickers.

FEWEST POINTS ALLOWED THROUGH FOUR GAMES / SDSU'S DI HISTORY (SINCE 1969)

Points	Year	5th Gm.
14	1970	14
20	1972	49
30	1973	10
32	1975	14
39	2025	???

*SDSU has allowed three points over the last two games, its fewest allowed in a two-game stretch since 1975 (0 points at Fresno State on Oct. 11 and three points vs. New Mexico State on Oct. 18).

REBOUNDING FROM 2024

San Diego State has already equaled its win total from the 2024 season. The Aztecs are one of four schools out of the 20 who had three or less wins in 2024 to already at least equal their win total in 2025.

Team	2024	2025	+/-
Mississippi State	2-10	4-1	+2
Southern Miss	1-11	3-2	+2
Florida State	2-10	3-1	+1
San Diego State	3-9	3-1	E
Purdue	1-11	2-2	+1
Kent State	0-12	1-3	+1
New Mexico State	3-9	2-2	-1
Temple	3-9	2-2	-1
UAB	3-9	2-2	-1
Wyoming	3-9	2-2	-1
Stanford	3-9	2-3	-1
Tulsa	3-9	2-3	-1
Ball State	3-9	1-3	-2
Florida Atlantic	3-9	1-3	-2
Georgia State	3-9	1-3	-2
Nevada	3-9	1-3	-2
Oklahoma State	3-9	1-3	-2
Middle Tennessee	3-9	1-4	-2
UTEP	3-9	1-4	-2
UMass	2-10	0-4	-2



SAN DIEGO STATE MEDIA AVAILABILITY: COLORADO STATE

28 SUN	29 MON	30 TUE	1 WED	2 THU	3 FRI	4 SAT
Closed Practice No media availability.	SDSU Media Luncheon 11:45 a.m. - Food arrives Noon - Coach Lewis 12:20 p.m. - Selected players Closed practice Game Notes News Conference Video News Conference Quotes	FINAL MEDIA DAY FOR STUDENT-ATHLETES 8:40-9:10 a.m. - Open Practice Open to media who cover SDSU on a regular basis (must contact athletic communications office). 11 a.m. - Post-practice availability - requests only (up to a max of two) due by 9 a.m.: - Selected players not at Monday's press conference - Assistant coaches	FINAL MEDIA DAY FOR COACHES Closed Practice 11 a.m. - Post-practice availability - requests only (up to a max of two) due by 9 a.m.: - Head Coach Sean Lewis (briefly) - Assistant coaches Broadcast Flip Card	Closed Practice No media availability.	San Diego State vs. Colorado State, 7:30 p.m. PT on CBS Sports Network and San Diego Sports 760. Postgame News Conference - San Diego State's locker room is closed. Coach Lewis and selected players will be available after a cooling off period. Contact the athletic communications office for details. Live: Game Live: Stats Game Stats Postgame Notes Postgame Quotes News Conference Archive Highlights	Closed Practice No media availability.

Items in red are sent out to the media distribution list and/or are available on that day at GoAztecs.com.

SDSU COMMUNICATIONS

Phone: (619) 594-5547

Fax: (619) 582-6541

Overnight Address:

Aztec Athletics Center, Suite 3014
 5302 55th Street
 San Diego, CA 92182-4309

Website: GoAztecs.com

Public Twitter: GoAztecs

Game Notes Twitter: GoAztecsStats

Jamie McConeghy* | Senior Assoc. AD/Comm. & Media Relations

Office: (619) 594-3023 **Cell:** (607) 435-5577

E-Mail: jmcconeg@sdsu.edu

Drew Barton* | Assistant Communication Director

Office: (619) 594-5548

E-Mail: dbarton@sdsu.edu

Richard Stern | Assistant AD - Communications

Office: (619) 594-5548

E-Mail: rstern@sdsu.edu

Ben Pearson | Assistant Communications Director

Office: (619) 594-2576

E-Mail: bpearson@sdsu.edu

Jim Solien | Assistant Media Relations Director

Office: (619) 594-2576

E-Mail: jsolien@sdsu.edu

Sam Meyers | Assistant Communications Director

Office: (619) 594-5242

E-Mail: scmeyers@sdsu.edu

Rachel Gonzales% | Media Relations Coordinator

Office: (619) 594-5547

E-Mail: regonzales@sdsu.edu

Andrew Burton | Coordinator of Multimedia Productions

Office: (619) 594-2428

E-Mail: aburton2@sdsu.edu

* primary football contacts; % credential requests

PRACTICE

All practices are closed to both the public and the media with the exception being the first 20 minutes of Tuesday and Wednesday's workouts (media only). Members of the media planning to attend Tuesday or Wednesday's practice will need to email the athletic communications office to be placed on a list to gain access to the practice fields.

Post-practice interview requests should be submitted to the San Diego State athletic communications office no later than 9 a.m. PT on the day of the potential interview. Other interview requests must be made at least 24 hours in advance.

MONDAY NEWS CONFERENCE

SDSU will hold its news conference on Monday's at noon PT.

Contact the SDSU athletic communications office for more details.

A brief transcript of the weekly media luncheon will be posted on GoAztecs.com. Contact the athletic communications office for additional details.

THE SEAN LEWIS RADIO SHOW

This season, the Sean Lewis Show will air live weekly on 6-7 p.m. PT on San Diego Sports 760. The show will air on Tuesday, Aug. 26 for the opener, Friday, Sept. 5 for the Washington State game (Sept. 6), and each Thursday during game weeks for the rest of the season. The lone exception is the Nov. 8 game at Hawai'i, where the show will air on Friday, Nov. 7.

VIDEO FOOTAGE OF GAMES

Video highlights and interview footage will once again be available to the media for San Diego State road games (time permitting). For more information contact Jamie McConeghy at (619) 594-3023.

COLLEGEPRESSBOX.COM

CollegePressBox.com is the official media website for Mountain West football. Access and download weekly game notes, quotes, statistics, media guide headshots, logos and more for the conference and each of its 12 member schools throughout the season. Login information will be distributed by the conference office to accredited media or you can apply for a password by sending an email to password@collegepressbox.com.

- San Diego State has allowed just three points over the last two games, the fewest allowed in a two-game stretch by the Aztecs since 1975 (0 points at Fresno State on Oct. 11 and three points vs. New Mexico State on Oct. 18).
- Additionally, SDSU has not allowed touchdowns in consecutive games for the first time since 2016 (Oct. 14 at Fresno State and Oct. 21 vs. San Jose State).
- Through four games, the San Diego State defense leads the Mountain West in yards allowed per play (3.62, 2nd in FBS), pass efficiency (92.71, 3rd in FBS), scoring (9.75, 6th in FBS), first downs allowed (52, 6th in FBS), total (235.00, 10th in FBS), passing (146.00, 13th in FBS), yards per rush (2.62, 13th in FBS) and rushing (89.00, 19th in FBS), and second in red zone percentage (62.50, 5th in FBS) and third down percentage (26.15, 16th in FBS), and fourth in sacks (2.25, 55th in FBS).
- The Aztecs have allowed just 39 points, including 36 of those at Washington State on Sept. 6 with a safety on quarterback Jayden Dengal. The 39 points are the fewest allowed through four games at SDSU in 50 years (since 1975, 32 points).
- Another way to look at SDSU's impressive numbers is that it is allowing 235.0 points per game (10th nationally) and 9.8 points per game (6th nationally), while boasting a 3-1 record. In San Diego State's opponents other games this season, they are 9-6 and are averaging 345.8 yards per game and scoring 23.3 points per game.
- Sutton has run for 337 yards and three touchdowns on 67 carries in 2025, averaging 5.0 yards per carry.
- Denegal is 56 of 93 for 636 yards and three touchdowns in his first four career starts at quarterback.
- Jordan Napier continues to lead the Aztec receiving corps with 25 catches for 290 yards and a touchdown.
- Owen Chambliss leads the SDSU defense with 37 tackles, three tackles for loss, two sacks and two pass breakups. Tano Letuli missed the Cal game with an injury, but returned to make four tackles on Saturday night vs. NIU. Letuli has 24 tackles, while Chris Johnson has 24 tackles, two interceptions and four pass breakups. Trey White, the Mountain West preseason defensive player of the year after making 12.5 sacks in 2024, has 19 tackles through four games this year, including 2.5 tackles for loss and a sack.
- Friday is the 38th meeting between the schools with San Diego State owning a 22-15 advantage.
- The Aztecs have won seven of the last nine games in the series and 10 of the last 13 meetings.
- Following Friday's clash with the Rams, SDSU travels to Nevada to take on the Wolf Pack on Saturday, Oct. 11.

2025 SEASON SET-UP

- San Diego State head coach Lewis began his head coaching career at Kent State in 2018, as the Golden Flashes went 2-10 in his first season at the helm. The following year, Lewis led Kent State to a 7-6 record, including a 6-2 mark in Mid-American Conference play and a berth in the MAC Championship game. The Golden Flashes then went on to win the Frisco Bowl over Utah State, 51-41, the program's first bowl win in program history.
- In the COVID-shortened 2020 season, Kent State led the country in scoring (49.8) and total offense (606.5), ranked second in in pass efficiency rating (191.2) and third down conversion percentage (56.1), third in rushing (283.0) and fourth down conversion percentage (87.5), and 10th in passing (323.5).
- In 2021, Kent State set program records in plays (1,052), yards (6,907), first downs (364), rushing yards (3,482) and passing yards (3,425). Additionally, the Golden Flashes ranked third in the country that year in rushing (248.6) and first downs (364), fourth in total offense (495.2) and 30th in scoring (33.0).
- Lewis departed Kent State to be the offensive coordinator at Colorado in 2023. Over the last two-plus seasons without Lewis at the helm, the Golden Flashes are 2-26 with a 0-25 mark against FBS teams and an 0-17 record in MAC play. KSU snapped a 21-game losing streak on Aug. 30 with a 21-17 win over Merrimack out of the FCS.
- SDSU returns seven of its nine all-Mountain West players from a year ago, including first-team EDGE performer Trey White. White

BEST FBS RECORD SINCE 2015

Below is a list of the highest winning percentages in the nation for FBS schools since the beginning of the 2015 season. (note: minimum 100 games played as an FBS school; through Sept. 27).













Rk.	Team	W	L	Pct.
1.	Alabama	127	17	.882
2.	Ohio State	118	16	.881
3.	Georgia	118	23	.837
4.	Clemson	120	24	.833
5.	Oklahoma	104	31	.770
6.	Michigan	100	31	.763
	Notre Dame	103	32	.763
8.	Boise State	97	35	.735
9.	Penn State	97	37	.724
10.	Oregon	95	37	.720
11.	Appalachian State	95	38	.714
	LSU	95	38	.714
13.	Memphis	94	40	.701
14.	Iowa	92	41	.692
15.	Washington	88	40	.688
16.	Utah	86	44	.662
	Wisconsin	86	44	.662
18.	Toledo	85	44	.659
19.	Oklahoma State	86	47	.647
20.	Brigham Young	85	47	.644
21.	San Diego State	82	48	.631
22.	Ohio	80	47	.630
23.	Texas A&M	81	48	.628
	USC	81	48	.628
25.	Texas	83	50	.624

CALIFORNIA FBS RECORDS SINCE 2015

Below is a look at the best records in the state of California since the beginning of the 2015 campaign (through Sept. 27). BG - indicates number of bowl games the team has participated in since 2015. AP Rk. - indicates current team ranking in the Associated Press poll.

Rk.	Team	W	L	Pct.	BG	AP Rk.
1.	San Diego State	82	48	.631	7	-
2.	USC	81	48	.628	7	21
3.	Fresno State	72	56	.563	6	-
4.	Stanford	62	63	.496	4	-
5.	California	59	63	.484	4	-
6.	UCLA	58	65	.472	5	-
7.	San José State	52	72	.419	5	-

2025 SCHEDULE / RESULTS

Date	Opponent	Site	TV/Stream	Time/Result	Series	Notes
Aug. 28	 Stony Brook Seawolves	San Diego, Calif. Snapdragon Stadium	KUSI/MWN	W, 42-0	SDSU, 1-0	First SDSU shutout since Aug. 31, 2019; Aztecs outgain Stony Brook, 464-95
Sept. 6	 Washington State Cougars	Pullman, Wash. Martin Stadium	The CW	L, 13-36	WSU, 3-1	WSU scores 29 straight after 7-0 deficit, inc. 16 in a 5:11 span late in 2nd Q & early in 3rd
Sept. 20	 California Bears	San Diego, Calif. Snapdragon Stadium	CBS Sports Network	W, 34-0	Tied, 5-5	Largest SDSU win vs. a P5 team in its DI history; First Aztec shutout vs. a P5 team since 9/13/75
Sept. 27	 at Northern Illinois Huskies	DeKalb, Ill. Huskie Stadium	ESPN+	W, 6-3	SDSU, 7-0	Plascencia GW FG - 1st walkoff win since 1994; SDSU 17-2-1 all-time vs. current MAC teams
Oct. 3	 Colorado State Rams	San Diego, Calif. Snapdragon Stadium	CBS Sports Network	7:30 p.m. PT	SDSU, 22-15	SDSU edged, 22-19, in last meeting at CSU in '23; Aztecs have won seven of last nine meetings
Oct. 11	 at Nevada Wolf Pack	Reno, Nev. Mackay Stadium	CBS Sports Network	7:30 p.m. PT	SDSU, 9-7	SDSU beat NV, 23-7, last time in Reno ('22); No TDs in last meeting in 2023 (NV 6, SDSU 0)
Oct. 25	 at Fresno State Bulldogs	Fresno, Calif. Valley Children's Stadium	FOX, FS1 or FS2	TBA	SDSU, 31-27-4	SDSU-FS not on schedule last yr for 1st time since '10; Winner claims The Old Oil Can trophy
Nov. 1	 Wyoming Cowboys	San Diego, Calif. Snapdragon Stadium	CBS Sports Network	4 p.m. PT	SDSU, 20-19	Just second meeting w/ Wyoming since 2019; Wyoming's first trip to Snapdragon Stadium
Nov. 8	 at Hawai'i Rainbow Warriors	Honolulu, Hawaii Clarence T.C. Ching Athletics Complex	Spectrum Sports/MWN	6 p.m. HT	SDSU, 26-11-2	SDSU now 11-2 vs. UH since it joined the MW; Aztecs have won 5 of last 6 at Hawaii
Nov. 15	 Boise State Broncos	San Diego, Calif. Snapdragon	CBS Sports Network	7:30 p.m. PT	BS, 6-4	Aztecs trailed, 28-0, last year in 56-24 loss; BS's 3-game winning streak is longest in series
Nov. 22	 San Jose State Spartans	San Diego, Calif. Snapdragon Stadium	FOX, FS1 or FS2	TBA	SDSU, 24-21-2	SDSU has won 9 of last 11 games in the series; SDSU's last loss to SJSU in San Diego is 2012
Nov. 28	 at New Mexico Lobos	Albuquerque, N.M. University Stadium	CBS Sports Network	1:30 p.m. MT	SDSU, 29-16	SDSU fell to UNM last yr. for 1st time since '09; SDSU's last regular-season game in MW history

COLORADO STATE (1-3, 0-0 MW)

Aug. 30	at Washington	L, 21-38
Sept. 6	Northern Colorado	W, 21-17
Sept. 20	UTSA	L, 16-17
Sept. 27	Washington State	L, 3-20
Oct. 3	at San Diego State*	7:30 p.m. PT
Oct. 10	Fresno State*	7 p.m. MT
Oct. 18	Hawai'i*	5 p.m. MT
Oct. 25	at Wyoming*	5:30 p.m. MT
Nov. 8	UNLV*	TBA
Nov. 15	at New Mexico*	1 p.m. MT
Nov. 22	at Boise State*	TBA
Nov. 28	Air Force*	TBA

TEAM COMPARISON (2025)

(National rankings (out of 134 in parentheses; through Sept. 27)

Category	San Diego State	Colorado State
Record	3-1	1-3
Conference	0-0	0-0

Scoring Offense	23.75 (93)	15.25 (129)
Scoring Defense	9.75 (6)	23.00 (64)

Scoring Differential^	+4.67 (50)	-11.67 (102)
-----------------------	------------	--------------

^ ranking and numbers only include only vs. FBS schools

Rushing Offense	149.00 (80)	153.50 (73)
Passing Offense	167.50 (110)	190.75 (100)
Total Offense	316.50 (118)	344.25 (101)
Passing Efficiency	123.41 (101)	112.55 (121)

Rushing Defense	89.00 (19)	169.00 (105)
Passing Defense	146.00 (13)	187.00 (46)
Total Defense	235.00 (10)	356.00 (65)
Passing Eff. Defense	92.71 (3)	126.20 (62)

Net Punting	42.30 (36)	43.31 (23)
Punt Returns	7.60 (83)	8.43 (70)
Kickoff Returns	16.00 (114)	21.00 (63)
Punt Return Def.	8.33 (85)	7.22 (79)
Kick Return Def.	18.80 (60)	26.20 (119)

Interceptions Thrown	2 (25)	2 (25)
Fumbles Lost	0 (1)	5 (120)
Passes Intercepted	3 (58)	3 (58)
Fumbles Recovered	1 (88)	2 (50)
Turnovers Lost	2 (9)	7 (101)
Turnovers Gained	4 (90)	5 (69)
Turnover Margin	+0.50 (41)	-0.50 (98)

Sacks	2.25 (55)	1.00 (125)
Tackles for Loss	4.25 (115)	4.75 (98)
Sacks Allowed	1.25 (34)	2.50 (107)
TFL Allowed	5.00 (54)	6.00 (95)

First Downs Off.	68 (125)	84 (92)
First Downs Def.	52 (6)	75 (39)
3rd Down Conv. %	32.76 (115)	37.04 (93)
4th Down Conv. %	45.45 (101)	41.67 (106)
3D Conv. % Def.	26.15 (16)	40.00 (88)
4D Conv. % Def.	54.55 (71)	60.00 (81)

Fewest Penalties	6.25 (71)	8.25 (123)
Fewest Penalty Yds.	57.00 (80)	72.25 (116)

Red Zone Offense	100.00 (1)	80.00 (93)
Red Zone Defense	62.50 (5)	100.00 (119)

Time of Possession	30:59 (52)	28:58 (89)
--------------------	------------	------------

had a breakout season in 2024, totaling 60 tackles (40 solo), 18.5 tackles for loss (No. 1 in MW, No. 7 (tied) in FBS), 12.5 sacks (No. 1 in MW, No. 5 (tied) in FBS), two pass breakups and a forced fumble. White was named the MW preseason defensive player of the year in July at the media days in Las Vegas. He is the first San Diego State defensive lineman to be named the MW preseason defensive player of the year and the fourth defensive player overall, joining cornerback Leon McFadden in 2012, cornerback Darnell Kazee in 2016 and safety Patrick Morris in 2022.

- Plascencia was named the MW Preseason Special Teams Player of the Year after making 13 of 14 field goals a year ago for a SDSU single-season record 92.9 field goal percentage. He became SDSU's third MW preseason special teams player of the year over the last four seasons (also KR/PR Jordan Byrd in 2022 and P/K Jack Browning in 2023).
- The Aztecs also return honorable-mention performers safety Eric Butler, cornerback Chris Johnson, linebacker Tano Letuli, who joined White and Plascencia on the preseason all-MW team, wide receiver Jordan Napier and offensive lineman Ross Ulugalu-Maseuli.
- SDSU brings back all 11 starters on defense (note that returning Teivis Tuioti and departing Tupu Alualu each had six starts at defensive tackle and are counted as co-starters).
- The Aztecs have 26 players in their final season of eligibility, which is tied for the 11th most in the country.
- Additionally, SDSU returns 13 starters from a year ago, which is tied for the ninth most in the country. The only teams with more starters returning are Arizona State (16), Clemson (16), Illinois (16), Penn State (16), Alabama (14), Boise State (14), Duke (14) and Texas A&M (14).
- On offense, the Aztecs will have many new faces with just two starters returning in offensive linemen Ross Ulugalu-Maseuli and Christian Jones.
- SDSU returns only 34 rushing yards from a year ago (second fewest in the country according to a recent FBS athletic communications survey), 48 passing yards (none by a quarterback, fourth fewest in the country), 82 yards of total offense (second fewest in the country) and 36 points scored (third fewest in the country).
- In all, San Diego State welcomes 55 total newcomers (combining scholarships and walk-ons).

PROGRAM AT A GLANCE

- SDSU's 71.79 combined winning percentage in football and men's basketball since the fall of 2010 only trails Ohio State (.722) and Oregon (.7182). Rounding out the top five are Duke (.714) and Alabama (.696).
- Since the start of the 2015 campaign, San Diego State ranks 21st in the country with a 63.1 winning percentage (min. 100 games played as an FBS school) (82-48).
- SDSU had five double-digit victory seasons from 2015-21. Only eight schools in the nation can say that - San Diego State, Alabama, Appalachian State, Clemson, Georgia, Notre Dame, Ohio State and Oklahoma.
- San Diego State posted 13 consecutive seasons with at least a .500 record until 2022. That was tied for the sixth-longest streak nationally and was the longest streak among Pacific Time Zone teams.
- The Aztecs have played in 12 bowl games since 2010, tied for the 20th most in the country. The only teams with more bowl appearances since 2010 other than SDSU are Alabama, Clemson, Oklahoma, Georgia, Ohio State, Oregon, Wisconsin, Boise State, Notre Dame, LSU, Oklahoma State, Brigham Young, Michigan, Louisville, Texas A&M, Kansas State, Washington, Virginia Tech and Mississippi State.
- Since the start of the 2019 campaign, San Diego State is 30-20 in games decided by seven or more points.
- The Aztecs are 29-17 in their last 46 games decided by one score.
- San Diego State is 51-28 (.646) in its last 79 regular-season games against Mountain West opponents.
- SDSU's defensive rankings since 2014: 3rd in the country in interceptions (165), 9th in both total defense (327.6) and scoring defense (20.2), and 12th in turnovers forced (240).
- Since the start of the 2015 season, San Diego State has 14 kickoff returns for touchdowns, tied for the most in the country over that span.
- The Aztecs also have five 100-yard kickoff return touchdowns since 2015, tied for the second most in the nation over that span.

TRENDING

Searching for the formula to a San Diego State victory? Look no further.

OFFENSIVE KEYS

- San Diego State is 58-2 the last 60 times it has rushed for 200 yards. The Aztecs surpassed 200 yards in the opener vs. Stony Brook.
- The Aztecs are 90-28 since 2011 when committing one turnover or less, something SDSU has done in 54 of its last 76 games.
- SDSU has an advantage in time of possession in 44 of the last 77 games. Since 2011, the Aztecs are 37-9 when possessing the football for at least 35 minutes.

DEFENSIVE KEYS

- The Aztecs are 75-5 since 2011 when holding the opposition to 17 points or less. SDSU has held 32 of its last 71 opponents to 17 points or less.
- San Diego State has won 26 of its last 31 games when forcing at least two turnovers (SDSU's 17-game winning streak came to an end on Sept. 3, 2022 vs. Arizona) and 35 straight games when forcing at least three turnovers (1-0 this season).
- San Diego State is 78-6 in its Division I history when owning at least a plus-3 turnover advantage, something it did on Sept. 20 in a 34-0 win over California.
- The Aztecs are 36-11 since 2011 when allowing less than 150 passing yards.
- San Diego State is 64-10 the last 74 times it has held the opposition to a 33.3 percent or less mark on third down.
- Since 2009, San Diego State's record broken down by opponent passing efficiency: less than 110: 73-11; between 110-150: 46-33; greater than 150: 8-36.
- Since the start of the 2015 campaign, SDSU is 51-5 when holding its opponent to a passing efficiency rating of below 110.

SPECIAL TEAMS / OVERALL TRENDS

- San Diego State is 21-4 since 2020 when winning the turnover battle and 54-6 since 2015.
- San Diego State is 39-13 the last 52 times it has an advantage in field position.
- Since the start of the 2015 season, San Diego State has 14 kickoff returns for touchdowns, tied with Kansas State for the most in FBS play over that time. To put that stat into perspective, seven other teams have played at least 100 games over that span and do not have a single kick return touchdown.
- Since the start of the 2020 season, San Diego State has 20 non-offensive touchdowns, tied with Houston, Kentucky, South Carolina and Tennessee for the sixth most in the country over that span, trailing only Notre Dame (27), Pittsburgh (25), Iowa (22), Ohio State (22) and Utah (21).
- The Aztecs have 16 non-offensive touchdowns since the start of the 2021 season. Only 11 schools have more non-offensive touchdowns over that span, including Notre Dame (24), Pittsburgh (23), South Carolina (20), Iowa (19), Ohio State (19), Utah (18), Arkansas State (17), Kentucky (17), Louisville (17), SMU (17) and Tennessee (17). Over that span, SDSU has six interception returns for touchdowns, four blocked punt returns for touchdowns, three fumble recoveries for a touchdown, two kickoff returns for a touchdown and one punt return for a touchdown.
- SDSU has won 40 of its last 45 games leading after three quarters (30-game winning streak was snapped at Fresno State on Oct. 29, 2022).

OFFENSES STOP HERE

San Diego State's defensive unit has improved dramatically from the first season of the Sean Lewis era in 2024 to this season in 2025.

Rob Aurich is in his first season as the defensive coordinator after coaching the edges last year. Although only four games into the 2025 campaign, SDSU has improved in almost every defensive category.

Through four games, the San Diego State defense leads the Mountain West in yards allowed per play (3.62, 2nd in FBS), pass efficiency (92.71, 3rd in FBS), scoring (9.75, 6th in FBS), first downs allowed (52, 6th in FBS), total (235.00, 10th in FBS), passing (146.00, 13th in FBS), yards per rush (2.62, 13th in FBS) and rushing (89.00, 19th in FBS), and second in red zone percentage (62.50, 5th in FBS) and third down percentage (26.15, 16th in FBS), and fourth in sacks (2.25, 55th in FBS).

The Aztecs have allowed just 39 points, including 36 of those at Washington State on Sept. 6. The 39 points are the fewest allowed through four games in 50 years (since 1975, 32 points).

Another way to look at SDSU's impressive numbers is that it is allowing 235.0 points per game (10th nationally) and 9.8 points per game (6th nationally), while boasting a 3-1 record. In San Diego State's opponents other games this season, they are 9-6 and are averaging 345.8 yards per game and scoring 23.3 points per game.

Here are some more bullet points on SDSU's defense, which returned all 11 starters on defense (note that returning Teivis Tuoti and departing Tupu Alualu each had six starts at defensive tackle, and are counted as co-starters).

- San Diego State shut out Stony Brook, 42-0, in the opener on Aug. 28. It was its first shutout since beating Weber State, 6-0, on Aug. 31, 2019.
- The 42 points were the fourth-most points the Aztecs have scored in a shutout in their Division I history (since 1969).
- That was SDSU's fifth shutout in a season opener in its Division I history.
- San Diego State then shut out California, 34-0, on Sept. 20. It was the Aztecs' first shutout against a current team from a Power 5 conference since beating Oregon State, 25-0, on Sept. 13, 1975.
- Cal, which came into the game averaging 32.0 points, was shut out for the first time since Oct. 26, 2019 at No. 12 Utah and the first time against an unranked team since Oct. 22, 1994 at USC.
- SDSU has home consecutive shutouts to start a season for the first time in its Division I history (since 1969).
- San Diego State has multiple shutouts in the same season for the first time since 2016. Those are the only two times the Aztecs have had multiple shutouts in the same season since 2004.
- SDSU then allowed just three points in a 6-3 win at Northern Illinois on Sept. 27. The three points allowed over the last two games are the fewest allowed in a two-game stretch by the Aztecs since 1975 (0 points at Fresno State on Oct. 11 and three points vs. New Mexico State on Oct. 18).
- San Diego State has not allowed touchdowns in consecutive games for the first time since 2016 (Oct. 14 at Fresno State and Oct. 21 vs. San Jose State).
- The three points by NIU are its fewest in a game since also scoring three vs. South Florida in the 2010 International Bowl (Jan. 2, 2010) and fewest in a home game since being shut out vs. Navy on Nov. 15, 2008.
- This year, opponents have had 48 drives where they tried to score on SDSU (does not include kneeldowns) and the Aztecs have forced three-and-outs (or less) on 19 of those drives (39.6 pct.). SDSU is averaging 4.75 three-and-outs per game. season, the Aztecs rank second nationally in rushing yards allowed per game (105.8) and second in rushing yards per attempt (3.2).

SDSU IN FBS RANKINGS (2024-25)

Season	PPG	YPG	RYG	PYG
2024	97	114	121	93
2025 (through 4 GP)	6	10	19	13
PPG - points per game; YPG - yards per game; RYG - rushing yards per game; PYG - passing yards per game.				

BEST DEFENSE EVER?

Now with a sample size of four games, the 2025 Aztec defense is playing some of the best football in program history. Below are SDSU's current numbers and how they relate to other teams in its Division I era (since 1969).

Category	2025	Best Since
Points Allowed / Game	9.8	9.8 ever
Total Offense / Game	235.0	205.7 1978
Passing Efficiency	92.7	77.5 1976
Rushing Yards / Carry	2.6	2.4 1977

THE SDSU FACTOR

Opponent	Season		vs. SDSU		Pts. Diff.	Yds. Diff.
	Pts.	Yds.	Pts.	Yds.		
Stony Brook	24.0	358.6	0	95	-24	-264
at Washington State	20.6	306.6	36	396	+15	+89
California	24.8	363.2	0	289	-25	-74
at Northern Illinois	10.3	248.5	3	169	-7	-80
Colorado State	15.3	344.3				

SDSU IN THE RANKINGS (2025)

Category	Pct./No.	NCAA	MW
Rushing Offense	149.00	80	10
Passing Offense	167.50	110	11
Total Offense	316.50	118	12
Scoring Offense	23.75	93	8
Passing Efficiency	123.41	101	9
Rushing Defense	89.00	19	1
Passing Defense	146.00	13	1
Total Defense	235.00	10	1
Scoring Defense	9.75	6	1
Passing Efficiency Defense	92.71	3	1
Net Punting	42.30	36	6
Kickoff Returns	16.00	114	9
Punt Returns	7.60	83	7
Kickoff Return Yardage Def.	18.80	60	6
Punt Return Yardage Def.	8.33	85	8
Interceptions Thrown	2	25	3
Fumbles Lost	0	1	1
Passes Intercepted	3	58	6
Fumbles Recovered	1	88	6
Turnovers Lost	2	9	1
Turnovers Gained	4	90	8
Turnover Margin	+0.50	41	3
Sacks	2.25	55	4
Tackles for Loss	4.25	115	10
Sacks Allowed	1.25	34	3
Tackles for Loss Allowed	5.00	54	4
First Downs	68	125	12
Opponent First Downs	52	6	1
3rd Down Conversion Pct.	32.76	115	10
4th Down Conversion Pct.	45.45	101	8
3rd Down Defense	26.15	16	2
4th Down Defense	54.55	71	4
Fewest Penalties	6.25	71	6
Fewest Yards Penalized	57.00	80	7
Red Zone Offense	100.00	1	1
Red Zone Defense	62.50	5	2
Time of Possession	30:59	52	6
Field Goal Percentage	100.00	1	1
PAT Percentage	100.00	1	1
Winning Percentage	75.00	34	3

Red indicates top 25 in FBS or Mountain West leader

MOST STARTS / CONSECUTIVE STARTS

Most Starts	Starts
Bryce Phillips, CB	38
Bayo Kanniike, OL	34
Ross Ulugalu-Maseuli, OL	32
Hunter Green, P	26
Dalesean Staley, S	25

Consecutive Starts	Streak
Bryce Phillips, CB	38
Trey White, EDGE	17
Chris Johnson, CB	16
Christian Jones, OL	16
Ross Ulugalu-Maseuli, OL	16

SDSU INDIVIDUAL RANKINGS (2025)

(Current players only; Top 75 NCAA; Top 10 MW)					
Player	Category	Pct./No.	NCAA Rk.	MW Rk.	
Owen Chambliss	Solo Tackle PG	5.75	T-6	1	
	Solo Tackles	23	T-13	2	
	Tackles PG	9.25	T-22	5	
	Total Tackles	37	T-45	7	
	Sack Yds.	21	T-62	T-8	
	Sacks PG	0.50	--	T-10	
	TFL Yds.	22	--	T-10	
	Comp. Pct.	60.22	--	5	
	Pass Eff. Rat.	124.00	--	7	
	Yds. per Comp.	11.36	--	7	
Jayden Denegal	Yds. per Att.	6.84	--	7	
	Pass Att. PG	23.25	--	9	
	Passing Yds.	636	--	10	
	Passing YPG	159.00	--	10	
	Total Off. PG	163.00	--	10	
	Total Comp.	56	--	10	
	Total Pass Att.	93	--	10	
	Punts I20	11	T-4	1	
	Punts PG	5.75	T-5	1	
	Punt Avg.	46.22	13	1	
Hunter Green	Total Punts	23	T-20	2	
	Net Punt Avg.	42.30	30	5	
Ryan Henderson	Sack Yds.	22	T-54	T-6	
	TFL Yds.	23	--	T-8	
	Sacks PG	0.50	--	T-10	
Chris Johnson	INT Yds.	101	4	2	
	INT TD	1	T-4	T-2	
	Pass. Def. PG	1.50	T-7	T-3	
	Total INT	2	T-12	T-3	
	INT PG	0.50	T-13	T-3	
	Total PBU's	4	T-31	T-4	
	Total FF	1	T-34	T-1	
	FF PG	0.25	T-42	T-1	
	Tackles PG	8.00	T-49	T-9	
Tano Letuli	Fumb. Rec.	1	T-13	T-1	
Dwayne McDougale	Total PR PG	3.00	2	1	
	Total PR	12	T-2	1	
	Receptions PG	6.25	T-16	3	
	PR YPG	19.00	T-31	2	
	Total Rec.	25	T-32	3	
	Total PR Yds.	76	37	1	
	Receiving YPG	72.50	T-56	T-5	
	PR Avg.	6.33	59	5	
	AP YPG	103.50	T-62	7	
	Receiving Yds.	290	--	T-6	
Jordan Napier	KR + PR Yds.	92	--	8	
	Total AP Yds.	414	--	10	
	FG Pct.	100.00	T-1	T-1	
	PAT Pct.	100.00	T-1	T-1	
	FGM PG	1.50	T-34	3	
	KO Avg.	64.31	36	2	
	KO TB Pct.	76.92	T-37	3	
	Total FGM	6	T-39	T-3	
	FGA PG	1.50	T-61	6	
	Total FGA	6	T-65	6	
Gabe Plascencia	Total KO TB	10	--	7	
	Points PG	6.50	--	T-9	
	Total KO	13	--	T-10	
	Total PBU's	4	T-31	T-4	
	Pass. Def. PG	1.00	T-45	T-8	
	Sacks PG	0.88	T-20	T-2	
	Total Sacks	3.5	T-29	T-3	
	TFL PG	0.88	--	T-9	
	Pass. Def. PG	1.25	T-22	T-5	
	Total PBU's	4	T-31	T-4	
Bryce Phillips	FF PG	0.25	T-42	T-1	
	Total INT	1	T-61	T-7	
	INT PG	0.25	T-72	T-8	
	Rush Att. PG	16.75	T-20	1	
	Total Rush Att.	67	T-33	2	
	Rushing YPG	84.25	T-37	3	
	AP Plays	68	T-52	T-5	
	Rushing Yds.	337	T-56	4	
	Rushing TDs	3	--	T-6	
	Rush YPC	5.03	--	8	
Lucky Sutton	Total TDs	3	--	10	

Red indicates top 25 in FBS or Mountain West leader

HOMETOWN HERO



White

San Diego State sophomore Trey White made the most of his move from linebacker to the new EDGE position in SDSU's 4-2-5 defense. White, who prepped at nearby Eastlake High School in Chula Vista, was named a captain by his teammates in 2024, along with Tano Letuli the first Aztec underclassmen to be named captains since current Minnesota Vikings head coach Kevin O'Connell (O'Connell was a four-time team captain from 2004-07).


White has racked up a multitude of preseason awards, including the MW preseason defensive player of the year, and watch lists for the Chuck Bednarik Award (most outstanding defensive player), the Bronko Nagurski Trophy (national defensive player of the year) and the Senior Bowl Top 300, after earning first-team all-MW accolades in 2024. White was the first San Diego State defensive lineman to be named the MW preseason defensive player of the year and the fourth defensive player overall, joining cornerback Leon McFadden in 2012, cornerback Damontae Kazee in 2016 and safety Patrick McMorris in 2022.

In three games this season, White has totaled 19 tackles, 2.5 tackles for a loss, a sack, a pass breakup and six quarterback hurries.

Below are some notes on White's 2024 season.

- White totaled 60 tackles (40 solo), including 18.5 tackles for a loss of 102 yards and 12.5 sacks for 68 yards, while adding a forced fumble and two pass breakups.
- White ranked fourth in FBS last year in sacks per game (1.04) and tackles for loss per game (1.54), tied for fifth in sacks (12.5), seventh in total tackles for loss (18.5) and tackles for loss yards (102), and tied for 13th in sack yards (68). White led the Mountain West in all of those categories.
- White ranked in a tie for third in SDSU single-season history with 12.5 sacks with Andy Coviello (1991), only trailing Mike Douglass (21.0 in 1976) and Brett Faryniarz (13.0 in 1987).
- White's 18.5 tackles for loss, meanwhile, were the 13th most in SDSU single-season history.
- According to Pro Football Focus, White ranked in a tie for 39th in the country (third in MW) in quarterback pressures (39).
- White logged three sacks and four tackles for loss at Central Michigan on Sept. 28, 2024. He was the first Aztec with four TFLs in a game since Jay Henderson had four vs. Northern Illinois on Sept. 30, 2017.
- White followed with another three sacks and four tackles for loss once again vs. Hawai'i on Oct. 5 en route to being named the Mountain West Defensive Player of the Week on Oct. 7 for the first time of his career. According to Pro Football Focus, White's eight quarterback pressures were tied for the second most in the country that week, while his five quarterback hurries were tied for seventh.
- White came up with two sacks and three tackles for loss the following week at Wyoming on Oct. 12, making it four straight games with multiple sacks.

IN DENEGAL WE TRUST



Denegal

San Diego State football head coach Sean Lewis named Jayden Denegal the team's starting quarterback following practice on Aug. 13.

Denegal spent three seasons at Michigan from 2022-24 and was the backup quarterback to J.J. McCarthy for the Wolverines' national championship season in 2023. He appeared in seven games at Michigan, completing 4 of 5 passes for 50 yards and a touchdown, while also rushing four times for 10 yards. The Aug. 28 opener was his first career start and he was named a captain on Aug. 23 by his teammates.

Denegal was a three-year starter at Apple Valley High School, totaling more than 4,600 passing yards and 69 touchdowns in his career. As a senior in 2021, he completed 121 of 145 passes for 1,545 yards and 24 touchdowns, while running for 281 yards and eight scores en route to being named the Mojave River League Offensive Player of the Year.

Denegal becomes the fourth straight quarterback to start at San Diego State having never started at another institution. The others were Jalen Mayden, who went 9-11 from 2022-23, Danny O'Neil (3-8 in 2024) and Javance Tupou'ata-Johnson (0-1 in 2024). The previous three quarterbacks went a combined 12-20 for a .375 winning percentage.

In the opener against Stony Brook on Aug. 28, Denegal was 13-for-25 for 207 yards and a touchdown without throwing an interception, while owning a 134.8 passing efficiency rating. Quarterbacks are now 25-24-1 in their first game as a starter at SDSU in its Division I history (since 1969), but 8-3 since 2015.

On the season, Denegal is 56-for-93 for 636 yards and three touchdowns and two interceptions, while owning a 124.0 pass efficiency rating.

- Denegal ranks fifth in the Mountain West in completion percentage (60.22), seventh in pass efficiency rating (124.00), yards per completion (11.36) and yards per attempt (6.84), ninth in pass attempts per game (23.25), and 10th in passing yards (636), passing yards per game (159.00), total offense per game (163.00), completions (56) and pass attempts (93).
- If you take away the five times Denegal has been sacked this season (for 54 yards), he has rushed 23 times for 70 yards (3.0 avg.) with a touchdown.
- Denegal's one rushing touchdown is tied for fifth most among quarterbacks in the Mountain West.

KICKING HIS WAY INTO THE RECORD BOOKS

Senior kicker Gabriel Plascencia made the most of his first full season on The Mesa last season and is off to a great start this year. Plascencia, who played in four games in 2023, mainly as the kickoff specialist, before saving his redshirt campaign, was 13-for-14

WHITE'S 2024 FBS RANKINGS

Stat	No.	Rank
Sacks Per Game	1.04	4th
Tackles for Loss Per Game	1.54	4th
Total Sacks	12.5	T-5th
Total TFL Yards	102	7th
Total Tackles for Loss	18.5	T-7th
Total Sack Yards	68	T-13th

MOST SACKS / SDSU SINGLE-SEASON HISTORY

Rk.	Name, Year	No.
1.	Mike Douglass, 1976	21.0
2.	Brett Faryniarz, 1987	13.0
3.	Trey White, 2024	12.5
	Andy Coviello, 1991	12.5
5.	Kabeer Gbaja-Biamila, 1999	12.0
	Kabeer Gbaja-Biamila, 1997	12.0



Plascencia

(.929) on the year in field goal attempts. He's also been the main kickoff specialist as well.

This season, Plascencia is 6-for-6 on field goal attempts and 8-for-8 on PATs. He's also kicked off 13 times for a 64.3 average with 10 touchbacks.

Below are some notes on Plascencia, who earned a scholarship after the 2024 spring season.

- Gabe Plascencia was 13-for-14 last season in field goal attempts. The 92.9 field goal percentage was a school record.
- Plascencia is 23-for-24 for his career. The 95.8 percentage ranks first among active FBS kickers and would be a school record if he had enough attempts (25) to qualify.
- Plascencia has made 18 consecutive field goals, which is tied with Chris O'Brien (1984-85) for the longest streak in program history. It's also tied for the longest active streak in FBS.
- Plascencia has 10 career games with multiple field goals, including three this year.
- Plascencia was named the 2025 Mountain West Preseason Special Teams Player of the Year. He's SDSU's third MW preseason special teams player of the year over the last four seasons (also KR/PR Jordan Byrd in 2022 and P/K Jack Browning in 2023).
- Plascencia made a pair of field goals in SDSU's 6-3 win at Northern Illinois on Sept. 27, including a 25-yarder as time expired. It was the first time the Aztecs won a regulation game with no time left since Sept. 10, 1994 vs. California when Peter Holt hit a 32-yard field goal with no time left in a 22-20 win. Those are the only two walkoff wins for SDSU since at least the 1982 season.
- This season, Plascencia ranks in a tie for the FBS lead in field goal percentage (100.00) and PAT percentage (100.00). He's also second in the Mountain West in kickoff average (64.31, 36th in FBS), third in field goals made per game (1.50, T-34th in FBS) and kickoff touchback percentage (76.92, T-37th in FBS), tied for third in made field goals (6, T-39th in FBS), sixth in field goals attempted per game (1.50, T-61st in FBS) and field goal attempts (6, T-65th in FBS), seventh in kickoff touchbacks (10), tied for ninth in points per game (6.50) and tied for 10th in total kickoffs (13).
- Last year, Plascencia led the Mountain West in field goal percentage (92.86, T-9th in FBS), and was third in made field goals per game (1.18, T-50th in FBS), tied for fourth in made field goals (13, T-73rd in FBS), tied for sixth in field goals attempted per game (1.27), tied for seventh in kickoff touchbacks (23), eighth in kickoff touchback percentage (46.00), total kickoffs (8), kickoff yards (2,980) and kickoff average (59.60), and 10th in field goal attempts (14).

#PUNTERU



Green

Aztec junior punter Hunter Green has continued the excellence of the punting position at San Diego State. Green, in his first season at SDSU after spending the previous three years at Northern Colorado at the FCS level, replaced first-team all-Mountain West punter Tyler Pastula. Before Pastula, Jack Browning was a two-time all-conference selection and the 2022 MW Special Teams Player of the Year and Matt Araiza was the 2021 Ray Guy Award winner for the top punter in the country and was the MW Special Teams Player of the Year.

Green was added to the Ray Guy Award Watch List for the top punter in the country on Sept. 3.

So far this season, Green has punted 23 times for 1,063 yards and a 46.2 average with seven 50-yarders and a long of 67 yards, and 11 inside the 20-yard line. He's also kicked off seven times for 459 yards (65.6 avg.) with five touchbacks.

- Last year, Green ranked fifth in FCS last year in punt average (46.3). The 46.3 average would've ranked fifth in FBS last year and eclipsed the all-MW first-team punter Tyler Pastula of San Diego State (46.1).
- The 46.3 average would've ranked third in SDSU single-season history.
- Including FCS play, Green is averaging 45.1 yards per punt for his career, which is ranked fifth among all active FBS and FCS punters.
- This year, Green leads the Mountain West in punts inside the 20-yard line (11, T-4th in FBS), punts per game (5.75, T-5th in FBS) and punt average (46.22, 13th in FBS), second in total punts (23, T-20th in FBS) and fifth in net punt average (42.30, 30th in FBS).
- Green punted four times for 209 yards and a 52.3 average in the opener with Stony Brook on Aug. 28 with a long of 67 yards. His 52.3 average was the second best for an Aztec in a season opener in their Division I history (since 1969), while the 67-yarder was the third longest.
- The 67-yard punt was the longest in Snapdragon Stadium history.

BULLET NOTES - OFFENSE

- Sean Lewis is in his second season at San Diego State. One of the most innovative minds in college football over the past decade, Lewis was named the 19th head coach in the history of the San Diego State football program on Nov. 29, 2023. Lewis, 39, brings an extensive résumé to The Mesa, serving as head coach at Kent State from 2018-22 before spending the 2023 campaign as offensive

■ HIGHEST FIELD GOAL PERCENTAGE / SDSU SINGLE-SEASON HISTORY (MIN. 10 ATT.)

Rk.	Name, Year	Pct.
1.	Gabe Plascencia, 2024	.929
2.	John Baron III, 2016	.913
3.	Chris O'Brien, 1985	.895
4.	Garrett Palmer, 2005	.882
5.	Garrett Palmer, 2007	.867

■ MOST CONSECUTIVE FIELD GOALS MADE / ACTIVE / FBS

Rk.	Name, Current School	FGM
1.	Gabe Plascencia, SDSU	18
	Laith Marjan, Kansas	18
	Brock Taylor, Vanderbilt	18
4.	Kansei Matsuzawa, Hawai'i	17
	Stephen Rusnak, Cincinnati	17

■ MOST PUNTS OF AT LEAST 67 YARDS / 2025 / FBS

Rk.	Name, School	67+yd. P
1.	Hunter Green, SDSU	2
2.	Jakob Anderson, Rutgers	1
	Trent Carrizosa, San Jose State	1
	Joseph Castle, Akron	1
	Alec Clark, Tulane	1
	Ethan Craw, TCU	1
	Angus Davies, Tulsa	1
	Dylan Drennan, Buffalo	1
	Declan Duley, Central Mich.	1
	Billy Gowers, Hawai'i	1
	Damon Greaves, Colorado	1
	John Hoyet Chance, La. Tech	1
	Cole Maynard, Western Ky.	1
	Jack McCallister, Purdue	1
	Gabe Nwosu, Penn State	1
	Ethan Pulliam, Mississippi State	1
	Adam Saul, Ball State	1

SDSU UNDER SEAN LEWIS

Category	2025	Streak	Lewis Era	Streak
Overall Record	3-1	W2	6-10	W2
Mountain West Record	0-0	L5	2-5	L5
Home Record	2-0	W2	4-4	W2
Road Record	1-1	W1	2-6	W1
Neutral Record	0-0	L1	0-0	n/a
Overtime	0-0	L1	0-0	n/a
Gms Dec. by 3 Pts or Less	1-0	W1	3-2	W1
Gms Dec. by 8 Pts or Less	1-0	W1	3-3	W1

SCORING

Scoring - first to score	2-1	W1	5-3	W1
Leading - after 1 qtr	1-0	W1	3-1	W1
Leading - at halftime	2-0	W4	4-1	W4
Leading - after 3 qtr	2-0	W2	4-3	W2
Scoring - 20 or more points	2-0	W2	5-6	W2
Scoring - 30 or more points	2-0	W5	3-0	W3
Scoring - 40 or more points	1-0	W22	2-0	W2

OFFENSE

Total Offense - 500+ yds	0-0	W5	0-0	n/a
Total Offense - 400+ yds	1-0	W1	2-2	W1
Passing - 300+ yds	0-0	L1	0-0	n/a
Rushing - 200+ yds	1-0	W16	2-0	W2
First Downs - 20+	1-0	W1	2-5	W1
3rd Down Conv. - 50 pct.+	0-0	L4	0-2	L2
No Turnovers	2-1	W1	4-5	W1
Turnovers - 1 or fewer	2-1	W1	5-7	W1
Turnovers - 2 or fewer	3-1	W3	7-10	W3
Field Position - 30 or better	3-0	W3	5-7	W3
Field Position - 25 or better	3-1	W2	6-8	W2
Play Call - 50 pct.+ rushing	3-1	W2	6-8	W2

DEFENSE

Allowing 24 points or less	3-0	W3	6-3	W3
Allowing 17 points or less	3-0	W4	4-0	W4
Total Offense - <=300 yds.	3-0	W4	4-0	W4
Passing - <= 150 yds.	2-0	W2	3-1	W2
Rushing - <= 100 yds	2-0	W6	4-0	W4
First Downs - <= 15	2-0	W2	2-0	W2
3rd Down Conv. - <= 33 pct.	2-1	W1	3-2	W1
Turnovers - forced 2 or more	1-0	W2	3-1	W2
Turnovers - forced 3 or more	1-0	W35	2-0	W2
Field Position - <=25	3-0	W3	5-3	W3
Field Position - <=20	0-0	W4	1-0	W1
Defense Scores Points	1-0	W7	3-0	W3

COMPARISON

SDSU more rushing yards	3-0	W3	5-1	W3
SDSU more return yards	2-0	W2	5-7	W2
SDSU fewer turnovers	1-0	W1	4-2	W1
SDSU same turnovers	1-1	L1	1-4	L1
SDSU more turnovers	1-0	W1	1-4	W1
SDSU more Time of Poss.	3-0	W3	3-2	W3
SDSU more 1st D. and ToP	2-0	W2	2-1	W2
SDSU better Avg. Field Pos	3-0	W3	5-5	W3s
SDSU adv. in TO and AFP	1-0	W1	3-2	W1
SDSU ST (KR/PR) Score	0-0	W6	0-0	n/a

INDIVIDUAL

Rusher - 100+ Yards	1-0	W1	3-3	W1
Multiple - 100+Yard Rushers	0-0	W19	0-0	n/a
Passer - 300+ Yards	0-0	L1	0-0	n/a
Receiver - 100+ Yards	1-0	W1	1-2	W1
100+ Rusher, 300+ Passer	0-0	W2	0-0	n/a



Stony Brook
Aug. 28
W, 42-0



at Washington State
Sept. 6
L, 13-36



California
Sept. 20
W, 34-0



at Northern Illinois
W, 6-3



Colorado State*
Oct. 3
7:30 p.m. PT



at Nevada*
Oct. 11
7:30 p.m. PT



at Fresno State*
Oct. 25
TBA



Wyoming*
Nov. 1
4 p.m. PT



at Hawaii*
Nov. 8
6 p.m. HT



Boise State*
Nov. 15
7:30 p.m. PT



San Jose State*
Nov. 22
TBA



at New Mexico*
Nov. 28
1:30 p.m. MT

SAN DIEGO STATE-COLORADO STATE SERIES

Series: San Diego State leads, 22-15 **SDSU won 7 of last 9**

Home: 10-8; **Away:** 12-7

Snapdragon Stadium: 0-0

Canvas Stadium: 1-1

WAC Games: 10-8; **MW Games:** 12-7

Longest SDSU Win Streak: 5, 2009-15

Longest CSU Win Streak: 4, 1994-97

Date	Location (Opp. NR)	Result	SDSU	CSU
------	--------------------	--------	------	-----

Western Athletic Conference Era

N.4.78	H-San Diego Stadium* (HC)	W	34	31
O.20.79	A-Hughes Stadium*	L	3	37
O.18.80	H-Jack Murphy Stadium*	L	7	26
S.12.81	A-Hughes Stadium*	W	30	14
N.20.82	H-Jack Murphy Stadium*	W	38	10
O.15.83	A-Hughes Stadium*	L	15	17
O.20.84	H-Jack Murphy Stadium* (HC)	W	41	24
S.28.85	H-Jack Murphy Stadium*	W	48	23
N.1.86	A-Hughes Stadium* (25)	W	27	26
N.14.87	H-Jack Murphy Stadium*	W	26	12
O.22.88	A-Hughes Stadium*	L	7	13
N.9.91	H-Jack Murphy Stadium*	W	42	32
O.31.92	A-Hughes Stadium*	W	20	13
O.16.93	H-Jack Murphy Stadium*	W	30	3
S.24.94	A-Hughes Stadium*	L	17	19
N.26.95	H-Jack Murphy Stadium*	L	13	24
O.26.96	A-Hughes Stadium*	L	18	27
N.22.97	H-Qualcomm Stadium*	L	17	38

Mountain West Era

O.16.99	A-Hughes Stadium*	W	17	10
O.28.00	H-Qualcomm Stadium* (24)	L	22	34
S.22.01	A-Hughes Stadium*	W	14	7
N.15.02	H-Qualcomm Stadium* (21)	L	21	49
N.15.03	A-Hughes Stadium*	L	6	21
O.16.04	H-Qualcomm Stadium*	L	17	21
N.12.05	A-Hughes Stadium*	W	30	10
D.2.06	H-Qualcomm Stadium*	W	17	6
O.6.07	A-Hughes Stadium*	W	24	20
O.25.08	H-Qualcomm Stadium*	L	34	38
O.24.09	A-Hughes Stadium*	W	42	28
N.6.10	H-Qualcomm Stadium*	W	24	19
N.12.11	A-Hughes Stadium*	W	18	15
O.13.12	H-Qualcomm Stadium*	W	38	14
O.31.15	A-Hughes Stadium*	W	41	17
N.26.16	H-Qualcomm Stadium*	L	31	63
O.5.19	A-Canvas Stadium*	W	24	10
D.5.20	H-Dignity Health Sports Park*	W	29	17
N.11.23	A-Canvas Stadium*	L	19	22
O.3.25				

SERIES NOTES

- Friday is the 38th meeting between the schools with San Diego State owning a 22-15 advantage.
- The Aztecs have won seven of the last nine games in the series and 10 of the last 13 meetings.
- The road team has won seven of the last 11 games in the series.
- After a stretch of four of five games decided by five or less points from 2007-11 (SDSU was 3-1 in those games), the next five meetings were decided by double-digits (San Diego State is 4-1 in those games). The last meeting in 2023 was a 22-19 Ram win.
- The last six meetings have been decided by a total of 109 points (18.2 points per game). Over that stretch, the Aztecs have two 24-point wins, a 14-point victory and a 12-point win. The lone CSU victories in that mix was a 63-31 triumph on Nov. 26, 2016 at Qualcomm Stadium on Senior Day, a week before SDSU beat Wyoming in Laramie to claim the Mountain West Championship, and the 22-19 win on Nov. 11, 2023 in Fort Collins.
- San Diego State has committed one turnover or less in 11 of the last 13 games in the series.
- The teams first met on Nov. 4, 1978, a 34-31 Aztec victory at San Diego Stadium. The teams played every year between 1978 and 2012, with the exception of 1989, 1990 and 1998.
- The Aztec defense has allowed 21 points or less in 11 of the last 15 meetings with the Rams.
- San Diego State has scored 324 points in the last 11 games against Colorado State. That is an average of 29.5 ppg.
- The 2019 meeting was particularly memorable as Aztec cornerback **Lug Barcoo** recorded three interceptions in three straight Ram offensive snaps. Barcoo became the first player in FBS play since at least 2012 to record an interception in three straight plays.
- **SERIES TIDBITS:** The winning team has overcome a deficit in six of the last 11 meetings, including SDSU coming back from a 14-point deficit in 2009 at Colorado State... In the last 12 meetings, San Diego State has thrown a total of five interceptions (Colorado State has 20 during that same span)... San Diego State has rushed for 1,059 yards in the last six meetings (176.5 per game)... The team with fewer turnovers is 10-1 in the last 11 meetings.

SAN DIEGO STATE VS. COLORADO STATE - DIVISION I ERA MEETINGS

Date	Site	Result	SD CS		FD - FD		Total		TOs - TOs		Passing		Rushing		Te.	Att.
			Rk - Rk	Rk - Rk	Yds - Yds	Yds - Yds	Yds - Yds	Yds - Yds	Yds - Yds	Yds - Yds	Yds - Yds	Yds - Yds	Yds - Yds	Yds - Yds		
N.4.78	H - San Diego	W	34 - 31	-- --	24 - 26	411 - 462	1 - 4	115 - 145	296 - 317	62	38,494					
O.20.79	A - Hughes	L	3 - 37	-- --	17 - 12	440 - 291	7 - 0	292 - 9	6	148	- 285	56	21,950			
O.18.80	H - San Diego	L	7 - 26	-- --	14 - 17	248 - 279	5 - 2	218 - 76	30 - 203	70	28,050					
S.12.81	A - Hughes	W	30 - 14	-- --	25 - 16	440 - 241	3 - 3	359 - 183	81 - 58	83	25,237					
N.20.82	H - Jack Murphy	W	38 - 10	-- --	16 - 19	328 - 251	1 - 4	267 - 218	61 - 33	59	18,244					
O.15.83	A - Hughes	L	15 - 17	-- --	22 - 20	376 - 401	6 - 4	367 - 349	9 - 52	62	22,979					
O.20.84	H - Jack Murphy	W	41 - 24	-- --	25 - 22	475 - 362	2 - 1	437 - 219	38 - 143	64	20,942					
S.28.85	H - Jack Murphy	W	48 - 23	-- --	26 - 25	561 - 384	2 - 1	243 - 287	318 - 97	68	14,755					
N.1.86	A - Hughes	W	27 - 26	-- --	17 - 18	447 - 374	2 - 3	356 - 257	91 - 117	39	14,127					
N.14.87	H - Jack Murphy	W	26 - 12	-- --	22 - 20	452 - 289	2 - 3	391 - 222	61 - 67	63	17,382					
O.22.88	A - Hughes	L	7 - 13	-- --	16 - 18	286 - 307	3 - 1	241 - 130	45 - 177	73	23,817					
N.9.91	H - Jack Murphy	W	42 - 32	-- --	24 - 22	468 - 430	0 - 2	279 - 189	189 - 241	62	30,163					
O.31.92	A - Hughes	W	20 - 13	-- --	21 - 24	391 - 387	0 - 1	299 - 107	92 - 280	52	16,310					
O.16.93	H - Jack Murphy	W	30 - 3	-- --	27 - 11	471 - 168	2 - 1	334 - 99	137 - 69	62	32,335					
S.24.94	A - Hughes	L	17 - 19	-- --	25 - 22	339 - 311	2 - 0	236 - 185	103 - 126	80	32,618					
N.25.95	H - Jack Murphy	L	13 - 24	-- --	22 - 6	425 - 401	2 - 1	311 - 247	114 - 154	63	41,603					
O.26.96	A - Hughes	L	18 - 27	-- --	18 - 31	330 - 442	1 - 0	138 - 91	192 - 351	35	25,013					
N.22.97	H - Qualcomm	L	17 - 38	-- --	16 - 18	341 - 401	5 - 1	196 - 205	145 - 196	68	25,704					
O.16.99	A - Hughes	W	17 - 10	-- --	13 - 17	202 - 275	0 - 3	67 - 173	135 - 102	33	26,774					
O.28.00	H - Qualcomm	L	22 - 34	-- --	24 - 17	419 - 316	3 - 2	393 - 232	26 - 84	62	24,852					
S.22.01	A - Hughes	W	14 - 7	-- --	19 - 9	370 - 212	1 - 1	200 - 119	170 - 93	78	29,110					
N.16.02	H - Qualcomm	L	21 - 49	-- --	20 - 29	378 - 533	0 - 2	348 - 256	30 - 277	75	21,714					
N.15.03	A - Hughes	L	6 - 21	-- --	20 - 15	345 - 324	2 - 1	237 - 156	108 - 168	57	29,127					
O.16.04	H - Qualcomm	L	17 - 21	-- --	16 - 13	366 - 196	3 - 2	238 - 133	128 - 63	69	31,129					
N.12.05	A - Hughes	W	30 - 10	-- --	18 - 20	375 - 352	1 - 3	179 - 165	196 - 187	52	25,411					
D.2.06	H - Qualcomm	W	17 - 6	-- --	9 - 19	235 - 288	1 - 1	51 - 175	184 - 113	69	17,557					
O.6.07	A - Hughes	W	24 - 20	-- --	19 - 16	386 - 327	1 - 2	230 - 188	156 - 139	83	27,930					
O.25.08	H - Qualcomm	L	34 - 38	-- --	23 - 25	392 - 507	1 - 0	226 - 211	166 - 296	73	17,185					
O.24.09	A - Hughes	W	42 - 28	-- --	25 - 20	531 - 356	0 - 2	72 - 168	459 - 205	64	20,631					
N.6.10	H - Qualcomm	W	24 - 19	-- --	19 - 19	323 - 297	5 - 1	152 - 31	171 - 266	63	34,689					
N.12.11	A - Hughes	W	18 - 15	-- --	22 - 12	327 - 287	1 - 2	173 - 235	154 - 52	58	16,811					
O.13.12	H - Qualcomm	W	38 - 14	-- --	23 - 19	399 - 335	1 - 3	181 - 214	218 - 121	72	27,133					
O.31.15	A - Hughes	W	41 - 17	-- --	21 - 22	456 - 368	0 - 4	180 - 205	276 - 163	63	18,125					
N.26.16	H - Qualcomm	L	31 - 63	-- --	16 - 23	377 - 5-7	2 - 0	183 - 216	212 - 291	53	34,223					
O.5.19	A - Canvas	W	24 - 10	-- --	14 - 13	238 - 235	0 - 4	147 - 217	91 - 18	56	29,767					
D.5.20	H - Dignity Health SP W		29 - 17	-- --	17 - 15	247 - 265	0 - 2	130 - 144	117 - 121	67	0					
N.11.23	A - Canvas	L	19 - 22	-- --	17 - 22	273 - 427	1 - 2	128 - 244	145 - 183	52	22,033					

San Diego State number is listed first. Note: San Diego Stadium, Jack Murphy Stadium, Qualcomm Stadium and SDCCU Stadium no longer exist.

SAN DIEGO STATE-COLORADO STATE CONNECTIONS

- San Diego State running backs coach Darian Hagan and Colorado State defensive coordinator Tyson Summers were both at Colorado in 2019 and 2020. Hagan coached the Buffaloes' running backs while Summers was the defensive coordinator and worked with safeties in 2019 and inside linebackers in 2020.
- SDSU defensive line coach David Lose was a defensive assistant at Washington State in 2016 while CSU quarterbacks coach Chase Holbrook worked on offensive quality control for the Cougars.
- Aztecs edge defender coach Roy Manning and Rams outside linebackers coach John Jancek overlapped at Cincinnati in 2010 and 2012. Manning was a graduate assistant working with the defense in 2010 and the running backs coach in 2012 while Jancek was the defensive coordinator and linebackers coach.
- Colorado State director of football operations Jared Hinrichs was a football operations specialist at San Diego State in 2023 and 2024.
- CSU assistant offensive line coach Mike Goff had two stints at SDSU, working with the offensive line as a volunteer assistant in 2010-11 and as the offensive line coach from 2021-23.
- Aztecs defensive lineman Tevis Tuoti played for the Rams in 2022 and 2023.
- San Diego State tight end Connor Irons and Colorado State tight end Rocky Beers both spent time at Air Force in Colorado Springs, Colorado.
- SDSU defensive lineman Tiumalu Afalava and running back Byron Cardwell Jr., and CSU defensive lineman Moso'oipala Tuitele all transferred from California.
- Aztecs safety Josiah Cox and Rams defensive lineman Gabe Jones played football at New Mexico State in Las Cruces, New Mexico.
- San Diego State punter Eemil Herranen and Colorado State wide receiver Tay Lanier competed at Northern Arizona in Flagstaff, Arizona.
- SDSU punter Hunter Green and CSU defensive lineman Peyton Garrett played at Northern Colorado in Greeley, Colorado.
- Aztecs tight end Jackson Ford and Rams running back Lloyd Avant attended Tulsa in Tulsa, Oklahoma.
- San Diego State linebacker Owen Chambliss and Colorado State defensive back CJ Blocker both spent time at Utah in Salt Lake City, Utah.
- SDSU offensive lineman Bayo Kannike and CSU offensive lineman Alex Foster both transferred from Utah Tech in Saint George, Utah.
- Aztecs safety Hunter Haines, and Rams defensive back Ayden Hector and defensive lineman Jernias Tafia played football at Washington State in Pullman, Washington.
- San Diego State kicker Gabriel Plascencia and Colorado State offensive lineman Berlin Lillard both prepped at Bishop O'Dowd High in Oakland, California.
- SDSU safety Eric Butler, linebacker Owen Chambliss and offensive lineman Ikbahl Kassim, and CSU outside linebacker Jeremy Naborne-Owens all went to high school at Centennial High in Corona, California.
- Aztec linebacker Jayden Kendricks and edge defender Trey White, and Rams defensive back Jayden Cortell competed at Eastlake High in San Diego, California.
- San Diego State wide receiver Marcus Mozer and Colorado State long snapper Cody Pettitt both played at Fossil Ridge High in Fort Collins, Colorado.
- SDSU safety Kaimana Tufaga and CSU linebacker Owen Long attended La Serna High in Whittier, California.
- Aztecs tight end Ryan Wolfer and Rams defensive lineman Caden Branston both spent time at Liberty High in Peoria, Arizona.
- San Diego State offensive lineman Joseph Borjon and Colorado State quarterback Tyler Lewis played football at Nogales High in La Puente, California.
- SDSU linebacker Etene Pritchard and CSU wide receiver Keynan Higgins both prepped at Pittsburg High in Pittsburg, California.
- Aztecs tight end Timothy Netane and Rams offensive lineman Sione Netane are brothers and went to high school at Saint Francis High in San Mateo, California.
- San Diego State safety Max Garrison and edge defender Charlie Stewart and Colorado State offensive lineman Phillip Ocon all competed at Saint Francis High in La Canada, California.
- SDSU defensive lineman Malachi Finau and CSU wide receiver Tommy Maher played at Saint John Bosco High in Bellflower, California.
- Aztec offensive lineman Ashdon Wnetrzak and Rams wide receiver Lavon Brown both attended Sierra Canyon High in Chatsworth, California.

TOP RUSHING PERFORMANCES VS. CSU

Rk.	Name	H/A	Date	Score	Yards
1.	Chris Hardy	H	9-28-85	W, 48-23	235
2.	Marcus Jennings	H	11-4-78	W, 34-31	178
3.	Atiyyah Henderson	H	10-25-08	L, 34-38	177
	Larry Ned	A	9-22-01	W, 14-7	177
5.	Marshall Faulk	H	11-9-91	W, 42-32	174
6.	Jonas Lewis	H	11-22-97	L, 17-38	167
7.	Ronnie Hillman	H	11-6-10	W, 24-19	151
8.	Wayne Pittman	A	9-24-94	L, 17-19	129
9.	George Jones	A	10-26-96	L, 18-27	126
10.	Donnel Pumphrey	A	10-31-15	W, 41-17	121
	Phil DeBois	H	11-4-78	W, 34-31	121
12.	Lynell Hamilton	A	11-12-05	L, 34-38	108
13.	Tony Allen	A	10-20-79	L, 3-37	106
14.	Adam Muema	H	10-13-12	W, 38-14	105
	Michael Franklin	A	11-15-03	L, 6-21	105

14 100-YARD RUSHING GAMES (SDSU is 7-7 in those games)

TOP PASSING PERFORMANCES VS. CSU

Rk.	Name	H/A	Date	Score	Yards
1.	Ryan Lindley	A	10-24-09	W, 42-28	459
2.	Todd Santos	H	10-20-84	W, 41-24	418
3.	Lon Sheriff	H	10-28-00	L, 22-34	393
4.	Todd Santos	H	11-14-87	W, 26-12	391
5.	Matt Kofler	A	9-12-81	W, 30-14	359
6.	Todd Santos	A	11-1-86	W, 27-26	356
7.	Mark McKay	A	10-15-83	L, 15-17	317
8.	Billy Blanton	H	11-25-95	L, 13-24	311
9.	Tim Gutierrez	H	10-16-93	W, 30-3	304

9 300-YARD PASSING GAMES (SDSU is 6-3 in those games)

TOP RECEIVING PERFORMANCES VS. CSU

Rk.	Name	H/A	Date	Score	Yards
1.	DeMarco Sampson	A	10-24-09	W, 42-28	257
2.	Kassim Osgood	H	11-15-02	L, 21-49	170
3.	Anthony Conyers	A	11-1-86	W, 27-26	153
4.	J.R. Tolver	H	10-28-00	L, 22-34	146
5.	Vince Warren	H	10-20-84	W, 41-24	143
6.	Jim Sandusky	A	10-15-83	L, 15-17	131
7.	Jeff Webb	H	10-16-04	L, 17-21	129
8.	Jim Beatrow	H	11-10-82	W, 38-10	126
9.	Patrick Rowe	H	9-11-91	W, 42-32	113
10.	Kerry Reed-Martin	A	11-14-87	W, 26-12	112
11.	Brett Swain	A	10-6-07	W, 24-20	111
12.	Will Blackwell	H	11-25-95	L, 13-24	110
13.	Jim Beatrow	A	11-12-81	W, 30-14	109
14.	Derrick Lewis	H	10-28-00	L, 22-34	104
15.	Steve Stapler	A	10-20-79	L, 3-37	102
16.	Kobe Smith	A	10-5-19	W, 24-10	102
	Curtis Shearer	A	10-31-92	W, 20-13	102

16 100-YARD RECEIVING GAMES (SDSU is 10-6 in those games)

SDSU CAREER VS. COLORADO STATE

<u>Rushing</u>	<u>Att.</u>	<u>Yds.</u>	<u>Avg.</u>	<u>TD</u>	<u>Defense</u>	<u>S-A-T</u>	<u>Other</u>		
Christian Washington	18	88	4.9	0	Josh Hunter	7-8-15	1 PBU		
					Chris Johnson	1-3-4	1 FF		
<u>Passing</u>	<u>A-C-I</u>	<u>Yds.</u>	<u>TD</u>	<u>Eff.</u>	Trey White	1-1-2			
n/a					Deshawn McCuin	1-0-1			
					Eric Butler	0-1-1			
<u>Receiving</u>	<u>No.</u>	<u>Yds.</u>	<u>Avg.</u>	<u>TD</u>	Mikey Welsh	0-1-1			
n/a									
<u>Kickoff Returns</u>	<u>No.</u>	<u>Yds.</u>	<u>Avg.</u>	<u>TD</u>	<u>Punting</u>	<u>No.</u>	<u>Yds.</u>	<u>Avg.</u>	<u>Long</u>
n/a					n/a				
<u>Punt Returns</u>	<u>No.</u>	<u>Yds.</u>	<u>Avg.</u>	<u>TD</u>	<u>Kicking</u>	<u>FG-FGA</u>	<u>Long</u>	<u>PAT-PATA</u>	
n/a					Gabe Plascencia	2-2	38		0-0

LAST GAME VS. COLORADO STATE

SAN DIEGO STATE	0	0	6	13	-	19
COLORADO STATE	5	10	7	0	-	22

Nov. 11, 2023 | Canvas Stadium | Fort Collins, Colo. | 5:02 p.m. MT | Attendance: 22,033



TEAM STATISTICS

	SDSU	CSU
FIRST DOWNS	17	22
Rushing	7	10
Passing	7	10
Penalty	3	2
NET YARDS RUSHING	145	183
Rushing Attempts	32	44
Average Per Rush	4.5	4.2
Rushing Touchdowns	2	2
Yards Gained Rushing	168	202
Yards Lost Rushing	23	19
NET YARDS PASSING	128	244
Completions-Attempts-Int	19-25-0	18-31-1
Average Per Attempt	5.1	7.9
Average Per Completion	6.7	13.6
Passing Touchdowns	0	0
TOTAL OFFENSE YARDS	273	427
Total offense plays	57	75
Average Gain Per Play	4.8	5.7
Fumbles: Number-Lost	1-1	4-1
Penalties: Number-Yards	4-45	11-111
PUNTS-YARDS	5-247	5-209
Average Yards Per Punt	49.4	41.8
Net Yards Per Punt	48.0	39.4
Inside 20	4	2
50+ Yards	2	2
Touchbacks	0	0
Fair catch	2	0
KICKOFFS-YARDS	6-394	5-338
Average Yards Per Kickoff	65.7	67.6
Net Yards Per Kickoff	45.0	42.8
Touchbacks	0	3
Fair Catch Yards	98	0
Punt returns: Number-Yards-TD	2-12-0	1-7-0
Average Per Return	6.0	7.0
Kickoff returns: Number-Yds-TD	2-49-0	2-36-0
Average Per Return	24.5	18.0
Interceptions: Number-Yds-TD	1-16-0	0-0-0
Fumble Returns: Number-Yds-TD	0-0-0	0-0-0
Miscellaneous Yards	0	0
Possession Time	28:13	31:47
1st Quarter	4:56	8:35
2nd Quarter	4:59	10:01
3rd Quarter	88:25	6:35
4th Quarter	9:53	5:07
Third-Down Conversions	5 of 14	9 of 17
Fourth-Down Conversions	1 of 1	1 of 1
Red-Zone Scores-Chances	3-3	4-4
Touchdowns	2-3	2-4
Field goals	1-1	2-4
Sacks By: Number-Yards	0-0	3-21
PAT Kicks	1-1	2-2
Field Goals	2-2	2-2
Points off turnovers	7	3

GAME NOTES

Big Notes

- With the loss, San Diego State has its first losing season since 2009 (the first year of Brady Hoke's first stint as head coach).
- Prior to the 2010 season, the Aztecs had six consecutive losing campaigns (2004-09) and 11 straight without a winning season (1999-09).
- SDSU's streak of 13 consecutive seasons with at least a .500 record was tied for the sixth-longest streak nationally (entering 2023) and is the longest streak among Pacific Time Zone teams. In 12 of those 13 seasons, San Diego State posted a winning record.
- SDSU played its fourth straight game decided by one score and seventh of the season. The Aztecs are 3-4 in one-score games this year.
- The Aztecs fell to 48-22 (.686) in their last 70 regular-season games against Mountain West opponents.
- SDSU fell to 75-37 (.670) since the start of the 2015 season.
- San Diego State lost to the Rams for just the second time in the last nine meetings.

Team Notes

- San Diego State started its fifth different offensive line combination this season, starting Brandon Crenshaw at left tackle, Dean Abdullah at left guard, Thomas Mirabella at center, Myles Muraw at right guard and Drew Azzopardi at right tackle.
- RB Cam Davis earned his first career start. Davis is the 17th Aztec to earn his first career collegiate start this season and 20th player overall to earn his first San Diego State start.
- Colorado State started once inside the SDSU territory and scored a field goal. San Diego State's opponents have now started inside the Aztec side nine times this year and have just 10 points (also one touchdown/PAT vs. Boise State on Sept. 22).

SDSU's Late Rally Falls Short at CSU, 22-19

FORT COLLINS, Colo. -- San Diego State made a fourth-quarter push to try and overcome a 19-point deficit, but ultimately fell short in a 22-19 loss at Colorado State on Saturday night.

Justin Marshall scored on a 5-yard touchdown run with 7:31 remaining in the third quarter to stretch the Ram (4-6, 2-4 MW) lead to 22-3 before the Aztecs (3-7, 1-5 MW) scored the final 16 points of the game for its third straight loss by one score.

SDSU started its comeback with a 38-yard field goal by Gabriel Plascencia, his second of the night, with 3:06 left in the third quarter.

After forcing a three-and-out, San Diego State went 46 yards on nine plays before Jalen Mayden ran up the middle untouched for an 8-yard touchdown. The Aztecs failed on the ensuing 2-point conversion, cutting CSU's lead to 10 points at 22-12.

Colorado State drove deep into SDSU territory, but Vann Schield fumbled the ball and Zyrus Fiasueu recovered it for San Diego State at its own 20-yard line. It was Fiasueu's third fumble recovery of the year, tied for the sixth most in Aztec single-season history.

SDSU then went 80 yards on 14 plays over 6:30 before Jaylor Armstead rushed it in from a yard out on fourth-and-goal to make it a three-point game with 2:04 left. On the drive, San Diego State converted two third downs.

Avery Morrow, however, converted a 7-yard run on third-and-4 to run out the clock.

The Rams went up, 15-0, in the first half on a safety, two field goals by Jordan Noyes and a 1-yard run by Dallin Holker.

Mayden completed 19 of 25 passes for 128 yards and added a rushing touchdown for the Aztecs, who dropped to 3-4 on the season in one-score games.

The loss guaranteed SDSU's first losing season since 2009 (the first year of Brady Hoke's first stint as head coach). Prior to the 2010 season, San Diego State had six consecutive losing campaigns (2004-09) and 11 straight without a winning season (1999-09).

The Aztecs' streak of 13 consecutive seasons with at least a .500 record was tied for the sixth-longest streak nationally (entering 2023) and is the longest streak among Pacific Time Zone teams. In 12 of those 13 seasons, SDSU posted a winning record.

Cam Davis rushed for a career-high 67 yards for San Diego State, and added career bests of three catches and 18 yards, while Kenan Christon led the Aztecs with 91 all-purpose yards.

Josh Hunter set a career high with 15 tackles to lead the defense, the most by a SDSU player since Kyahva Tezino had 15 at Fresno State on Nov. 17, 2018 and matched the most since Tezino recorded 17 in the 2017 Armed Forces Bowl.

Cedarius Barfield added his fourth interception of the season and had a career-high eight tackles as San Diego State lost to the Rams for just the second time in the last nine meetings.

>>SCORING SUMMARY

Qtr	Time	Team	Scoring Play	Plays	TOP	Score
1st	5:58	CSU	Safety (Mayden sacked by Kamara)	--	--	0-2
1st	2:42	CSU	Noyes 34-yd field goal	4-1	1:27	0-5
2nd	10:22	CSU	Noyes 30-yd field goal	14-75	5:17	0-8
2nd	4:19	CSU	Holker 1-yd rush (Noyes kick)	8-90	4:08	0-15
3rd	10:10	SDSU	Plascencia 22-yd field goal	6-71	2:57	3-15
3rd	7:31	CSU	Marshall 5-yd rush (Noyes kick)	7-75	2:39	3-22
3rd	3:06	SDSU	Plascencia 38-yd field goal	9-45	4:18	6-22
4th	11:37	SDSU	Mayden 8-yd rush (2-pt. attempt failed)	9-46	4:26	12-22
4th	2:04	SDSU	Armstead 1-yd rush (Plascencia kick)	14-80	6:30	19-22

INDIVIDUAL STATISTICS

>>SAN DIEGO STATE

Rushing	Att	Yds	TD	Long	Avg
Davis	9	67	0	19	7.4
Christon	5	44	0	39	8.8
Mayden	10	16	1	10	1.6
Armstead	6	13	1	7	2.2
Nicholson	1	5	0	5	5.0
Gardner	1	0	0	0	0.0
Totals	32	145	2	39	4.5

Passing	C-A-I	Yds	TD	Long	Sack
Mayden	19-25-0	128	0	25	3
Totals	19-25-0	128	0	25	3

Receiving	No.	Yds	TD	Long
Redman	4	53	0	22
Shaw	3	27	0	14
Davis	3	18	0	9
Nicholson	3	13	0	14
Wesley	2	15	0	10
Blake	2	-1	0	1
Harpole	1	5	0	5
Christon	1	-2	0	0
Totals	19	128	0	25

>>COLORADO STATE

Rushing	Att	Yds	TD	Long	Avg
Marshall	18	119	1	21	6.6
Schild	13	55	0	15	4.2
Morrow	7	24	0	7	3.4
Holker	1	1	1	1	1.0
TEAM	2	-6	0	0	-3.0
Fowler-Nicolosi	3	-10	0	3	-3.3
Totals	44	183	2	21	4.2

Passing	C-A-I	Yds	TD	Long	Sack
Fowler-Nicolosi	17-30-1	202	0	41	0
Horton	1-1-0	42	0	42	0
Totals	18-31-1	244	0	42	0

Receiving	No.	Yds	TD	Long
Holker	6	57	0	15
Ross-Simmons	4	89	0	41
Horton	4	24	0	14
Schild	2	23	0	16
Goffney	1	42	0	42
Brown IV	1	9	0	9
Totals	18	244	0	42

coordinator/quarterbacks coach at Colorado under head coach Deion Sanders. He has also witnessed great success as a coordinator/assistant coach in stops at Syracuse (2016-17), Bowling Green (2014-15) and Eastern Illinois (2012-13). Colorado ranked sixth in the country in passing offense (330.0) last season when Lewis was calling plays and 39th in scoring (32.1). In 2021, Kent State set program records in plays (1,052), yards (6,907), first downs (364), rushing yards (3,482) and passing yards (3,425). In 2020, Kent State ranked first in scoring (49.8) and total offense (606.5), second in pass efficiency rating (191.2) and third down conversion percentage (56.1), third in rushing (283.0) and fourth down conversion percentage (87.5), and 10th in passing (323.5).

- Three other assistant coaches on the Aztec offensive staff have previous offensive coordinator experience, including offensive coordinator/quarterbacks coach Matt Johnson (2023 offensive coordinator at Kent State), run game coordinator Mike Schmidt (2023 run game coordinator at Mississippi State, 2022 run game coordinator at Syracuse) and pass game coordinator Laneer Sampson (2023 co-offensive coordinator/2022 pass game coordinator at Austin Peay). Additionally, senior offensive analyst Ryan Lindley was SDSU's offensive coordinator in 2023.
- San Diego State returns two offensive starters from last year, including C Ross Ulugalu-Maseuli and T Christian Jones.

OFFENSIVE NUMBERS

- San Diego State is 70-22 since 2015 when scoring just 20 or more points (2-0 this year).
- The Aztecs are 53-5 the last 58 times they have scored at least 30 points (2-0 this season).
- SDSU has won 22 straight games when scoring 40 points (1-0 this year).
- San Diego State's 42-point margin of victory (42-0) vs. Stony Brook in the opener on Aug. 28 its largest in a game since beating San Jose State by 45 points (52-7) on Nov. 4, 2017 and largest in Snapdragon Stadium history.
- In a 34-0 win over California on Sept. 20, SDSU recorded its largest margin of victory (34 points) against a team from a Power 5 conference in its Division I history (since 1969).
- San Diego State's 34-point victory is tied for the fourth-most lopsided shutout by a non-Power 5 conference team against a power conference team since 2000, trailing only a 59-0 victory by Brigham Young over UCLA in 2008, a 45-0 win by South Florida over Syracuse in 2023 and a 38-0 win by East Carolina vs. Duke in 2000.
- SDSU is 30-6 since 2011 when having at least 36 minutes of time of possession (1-0 this season).
- San Diego State won 11 straight games when not committing a turnover until falling at Central Michigan, 22-21, on Sept. 28, 2024. The Aztecs are 2-1 this season when not committing a turnover.
- San Diego State had gone five consecutive games without having a turnover until committing two in a 6-3 win at Northern Illinois on Sept. 27, which is the longest streak in its Division I history (since 1969) and was tied with UConn for the longest active streak in FBS play.
- Since the beginning of 2012, SDSU is 39-8 when not committing a turnover, 83-25 when committing one turnover or less and 23-37 when committing multiple turnovers in the same game.
- San Diego State has one turnover or less in 55 of its last 76 games and in 73 of its last 103 games.
- The Aztecs have won 54 of their last 60 games (54-6) when committing fewer turnovers than their opponent dating back to 2012 and 21 of their last 25 games (21-4) dating back to 2020 (1-0 this season).
- SDSU snapped a 14-game losing streak when committing more turnovers than its opponent in a 6-3 win at Northern Illinois on Sept. 27.
- Last season, the Aztecs scored 51 points off 12 turnovers forced, while their opponents scored 36 points off nine turnovers. This year, SDSU has 14 points off four opponent turnovers, while its opponent has not scored off two San Diego State turnovers.
- SDSU is 61-18 in its last 79 games when owning an edge in time of possession (3-0 this season).
- The Aztecs are 39-13 over the last 52 games when winning the field position battle.
- The Aztecs returned only 82 yards of total offense, the second fewest in the country according to a recent FBS athletic communications survey.
- SDSU also only returns 36 points scored, the third fewest in the country.
- San Diego State played in three consecutive turnover-free games (includes both teams in the game) (Nov. 30, 2024 vs. Air Force, Aug. 28, 2025 vs. Stony Brook and Sept. 6 at Washington State) for the first time in its Division I history (since 1969). Prior to this stretch, SDSU had never played in two consecutive turnover-free games in its DI history, let alone three.
- The three straight games without a turnover was tied for the longest streak in FBS play since at least the 1996 season, joining a three-game stretch by Rutgers in the 2008 season (Oct. 4-18).
- SDSU beat Stony Brook, 42-0, on Aug. 28, winning without trailing for the first time since winning at New Mexico, 34-10, on Nov. 18, 2022. San Diego State also didn't trail against California in a 34-0 win on Sept. 20.
- SDSU outgained Stony Brook by 369 yards, its largest margin in a game since a DI school-record 448-yard advantage vs. San Jose State on Nov. 4, 2017. It was the largest margin in Snapdragon Stadium history.
- San Diego State scored on its opening drive vs. Stony Brook for a second straight game (also a touchdown vs. Air Force in 2024 season finale). The Aztecs went scoreless on their opening drive for the first 11 games last year.
- SDSU has gone two consecutive season openers (2024 vs. Texas A&M-Commerce and 2025 vs. Stony Brook) without a turnover for the first time in its Division I history (since 1969)
- San Diego State lost only one fumble last season, which is tied for the fewest in a season in NCAA FBS history. The other schools with just one fumble lost on a season are Bowling Green in 1996, Miami (Ohio) in 1998, Northern Illinois in 2004 and Iowa State in 2017. The Aztecs have yet to lose a fumble this season.
- The Aztecs started three different offensive line combinations in 12 games last year with 12 different offensive linemen logging snaps. This year, SDSU has started one different combination in four games with 10 players logging snaps.
- San Diego State has been shut out just three times over its last 233 games (streak started on Nov. 25, 2006).

RUSHING OFFENSE

- San Diego State is 58-2 the last 60 times it has rushed for at least 200 yards (1-0 this season) and is 55-1 in

ACTIVE CAREER START CHART(OFF./DEF.)

Career Starts (Off/Def)	'20	'21	'22	'23	'24	'25	Total
Bryce Phillips, CB	-	-	11	11	12	4	38
Bayo Kannike, OL	RS	5	11	11	3	4	34
Ross Ulugalu-Maseuli, OL	-	RS	6	10	12	4	32
Dalesean Staley, S	-	-	RS	11	10	4	25
Seth Adams, OL/TE	7	10	0	0	3	4	24
Christian Jones, OL	-	RS	0	6	12	4	22
Kalan Ellis, OL	-	5	9	0	-	4	18
Mister Williams, LB	0	RS	0	3	14	1	18
Trey White, EDGE	-	-	RS	1	12	4	17
Chris Johnson, CB	-	-	0	0	12	4	16
Eric Butler, S	-	-	0	0	11	4	15
Niles King, EDGE	-	RS	0	1	13	0	14
Tanu Letuli, LB	-	-	-	0	10	3	13
Dwayne McDougle, S	-	-	RS	0	8	4	12
Krishna Clay, DL	-	-	-	-	12	0	12
Owen Chambliss, LB	-	-	-	RS	7	4	11
Brady Nassar, DL	-	-	-	0	8	3	11
Cam May, OL	-	-	0	0	11	0	11
Myles Kitt-Denton, WR	RS	0	0	1	10	0	11
Deshawn McCuin, S	0	1	0	2	7	0	10
Sam Benjamin, DL	-	-	0	0	4	4	8
Donovan Brown, WR	-	-	RS	4	-	4	8
Joseph Borjon, OL	-	-	0	3	1	4	8
Teivis Tuioti, DL	RS	0	0	0	6	0	6
Christian Washington, RB	-	-	2	0	4	0	6
Malachi Finau, DL	-	-	RS	0	1	4	5
Jordan Napier, WR	-	-	-	RS	1	4	5
Josh Hunter, S	-	-	RS	5	0	0	5
Jayden Denegal, WR	-	-	RS	0	0	4	4
Jacob Bostick, WR	-	-	RS	0	0	4	4
Lucky Sutton, RB	-	-	RS	0	0	4	4
Bert Emmanuel Jr., QB	-	-	1	3	0	0	4
Ryan Henderson, EDGE	-	-	-	0	1	1	2
Dallas Fincher, OL	RS	0	0	2	0	-	2
DJ Herman, LB	-	-	0	0	2	0	2
Josiah Cox, S	-	-	-	0	1	0	1
Saipale Fuimaono, OL	-	-	-	-	1	0	1
Brady Anderson, LB	-	0	RS	1	0	0	1

Kannike's first 30 starts came at Utah Tech. Phillips' first 22 starts came at Tennessee State. Adams' first 17 starts came at Cumberland at OL and last three came at Southeastern Louisiana at TE. Mister Williams' first 17 starts came at Incarnate Word. Ellis' 14 starts came at Syracuse. King's first 14 starts came at Grand Valley State. Kitt-Denton's first 11 starts came at Northwestern State. May's first 11 starts came at Howard. Staley's first 11 starts were at Northern Iowa. McDougle's first eight starts were at Idaho. Brown's first four starts were at Syracuse. Washington's first two starts came at New Mexico and last four came at Coastal Carolina. Emmanuel Jr.'s first four starts were at Central Michigan. Borjon's first three starts were at Arizona. Fincher's two starts came at Michigan State. Cox's first start came at New Mexico State. Finau's first start came at Hawai'i. McCuin redshirted the 2019 season while at TCU.

MOST GAMES / CONSECUTIVE GAMES

Most Games Played	Games
Deshawn McCuin, S	48
Mister Williams, LB	48
Bayo Kannike, OL	42
Christian Jones, OL	41
DJ Herman, LB	40
Chris Johnson, CB	40

Consecutive Games Played	Streak
Christian Jones, OL	41
Bryce Phillips, CB	38
Chris Johnson, CB	34
Niles King, EDGE	32
Trey White, EDGE	31

TOP SCORING DEFENSES SINCE 2014

Best scoring defenses since start of 2014 (min. 100 GP)

Rk.	School	Pts. Allowed Per Game
1.	Alabama	17.1
2.	Georgia	17.2
3.	Ohio State	17.9
4.	Iowa	18.0
5.	Clemson	18.0
6.	Michigan	18.1
7.	Wisconsin	18.2
8.	Penn State	18.8
9.	San Diego State	20.2
10.	Washington	21.1

TOP TOTAL DEFENSES SINCE 2014

Best total defenses since start of 2014 (min. 100 GP)

Rk.	School	Total Yds. Allowed Per Game
1.	Michigan	294.2
2.	Wisconsin	297.6
3.	Georgia	305.0
4.	Alabama	305.6
5.	Clemson	307.3
6.	Ohio State	314.8
7.	Iowa	317.0
8.	Penn State	320.6
9.	San Diego State	327.6
10.	Minnesota	334.1

MOST INTERCEPTIONS SINCE 2014

Below is a list of the most interceptions forced in the FBS since the beginning of the 2014 campaign.

Rk.	Team	INT
1.	Iowa	173
2.	Clemson	167
3.	San Diego State	165
4.	Alabama	162
5.	Brigham Young	154
	Oregon	154
7.	Western Kentucky	152
8.	Utah	150
9.	Appalachian State/Louisiana Tech/Texas/Wisconsin	147

MOST TURNOVERS FORCED SINCE 2014

Below is a list of the most turnovers forced in the FBS since the beginning of the 2014 campaign.

Rk.	Team	TO Forced
1.	Clemson	273
2.	Memphis	264
3.	Alabama	260
4.	Louisiana Tech	255
5.	Iowa	249
	Utah	249
7.	Western Kentucky	248
8.	Ohio State	244
	Penn State	244
10.	South Florida	243

12.	San Diego State	240

FEWEST INT. THROWN SINCE 2015

Fewest INT by an FBS team since 2015 (min. 100 GP).

Rk.	School	Int.
1.	Navy	55
2.	Air Force	66
3.	Army West Point	67
4.	San Diego State	70
5.	Alabama	72

its last 56 regular-season games when rushing for 200-plus yards.

- **The Aztecs have won 17 straight games when rushing for at least 200 yards.**
- San Diego State had two 100-yard rushers at New Mexico State (Jordan Byrd - 118 and Chance Bell - 116) on Sept. 14, 2019 for the 30th time in program history. The Aztecs are 29-1 in those occasions, including a 19-game win streak.
- SDSU is 33-1 in its Division I era (since 1969) when rushing for at least 300 yards in a game (0-0 this season).
- SDSU's rushing average this season by down - 1st: 4.1, 2nd: 3.6; 3rd: 3.7 and 4th: (-)1.0.
- San Diego State's rushing average this season by quarter - 1st: 4.4; 2nd: 3.4; 3rd: 3.3 and 4th: 3.6 - and by half - 1st: 3.9 and 2nd: 3.5.
- **The Aztecs return only 34 rushing yards from a year ago, the second fewest in the country according to a recent FBS athletic communications survey.**
- In the opener against Stony Brook on Aug. 28, San Diego State had its most rushing first downs (14) since rushing for 14 at Arizona on Sept. 11, 2021. It matched the Aztecs' most since getting 18 at Utah State on Oct. 31, 2020.
- SDSU's 54 rushing attempts were the most in a season opener in its Division I history (since 1969) (also Snapdragon Stadium), while its four rushing scores tied a best in a season opener (tied for most in Snapdragon Stadium).
- RB Lucky Sutton leads the Mountain West in rushing attempts per game (16.75, T-20th in FBS), and is second in total rushing attempts (67, T-33rd in FBS), third in rushing yards per game (84.25, T-37th in FBS), fourth in rushing yards (337, T-56th in FBS), tied for fifth in all-purpose plays (68, T-52nd in FBS), tied for sixth in rushing touchdowns (3), eighth in rushing yards per carry (5.03) and 10th in total touchdowns (3).
- Sutton rushed for his first career 100-yard game in the opener against Stony Brook on Aug. 28 with 100 yards on 23 carries (4.3 avg.). Sutton became the 85th different Aztec with a 100-yard rushing game and it was the 18th 100-yard game in an Aztec season opener. Sutton had five carries for 35 yards last season and entered the game with 200 career yards on 37 carries. He scored his first two touchdowns since scoring his only two against Hawai'i on Oct. 14, 2023.
- WR Parker Threatt scored his first career rushing touchdown for five yards vs. Stony Brook on Aug. 28 in his first time touching a ball in a college game.
- If you take away the five times QB Jayden Denegal has been sacked this season (for 54 yards), he has rushed 23 times for 70 yards (3.0 avg.) with a touchdown.
- Denegal's one rushing touchdown is tied for the fifth most among quarterbacks in the Mountain West.

PASSING OFFENSE

- **Since the start of the 2015 season, San Diego State has thrown 70 interceptions, the fourth fewest in the nation over that span behind option teams Navy's 55 (min. 100 GP), Air Force (66) and Army West Point (67). In contrast, Hawai'i has thrown 144 interceptions over that span, which is the most since 2015.**
- **Since 2015, the Aztecs own a +81 advantage in defensive interceptions (151) compared to interceptions thrown (70). That is the largest difference in the country over that span, followed by Alabama (+79) and Iowa (+76).**
- SDSU has won five of its last six games when throwing for at least 300 yards.
- **San Diego State returns only 48 passing yards from a year ago (none by a quarterback), which is the fourth fewest in the country according to a recent FBS athletic communications survey).**
- The Aztecs outpassed Stony Brook by 190 yards in the opener on Aug. 28, their largest margin since a 199-yard edge at New Mexico on Nov. 3, 2018 and their largest in a game at Snapdragon Stadium.
- San Diego State posted an 83.3 completion percentage (15-for-18) against California on Sept. 20, tied for its fourth-highest mark in a game in its DI history (since 1969).
- Jayden Denegal was named SDSU's starting quarterback following practice on Aug. 13. The Michigan transfer became the fourth straight quarterback to start at San Diego State having never started at another institution. The others were Jalen Mayden, who went 9-11 from 2022-23, Danny O'Neil (3-8 in 2024) and Javance Tupou'ata-Johnson (0-1 in 2024). The previous three quarterbacks went a combined 12-20 for a .375 winning percentage.
- Denegal was named a captain on Aug. 23 as voted on by his teammates.
- Denegal ranks fifth in the Mountain West in completion percentage (60.22), seventh in pass efficiency rating (124.00), yards per completion (11.36) and yards per attempt (6.84), ninth in pass attempts per game (23.25), and 10th in passing yards (636), passing yards per game (159.00), total offense per game (163.00), completions (56) and pass attempts (93).
- In the opener against Stony Brook on Aug. 28, Denegal was 13-for-25 for 207 yards and a touchdown without throwing an interception, while owning a 134.8 passing efficiency rating. Quarterbacks are now 25-24-1 in their first game as a starter at SDSU in its Division I history (since 1969), but 8-3 since 2015.
- The two Aztec quarterbacks - Denegal and Bert Emanuel Jr. - combined to complete passes to 10 different receivers in the opener with Stony Brook.
- In the receiving game, WR Jordan Napier ranks third in the Mountain West in receptions per game (6.25, T-16th in FBS) and total receptions (25, T-32nd in FBS), tied for fifth in receiving yards per game (72.50, T-56th in FBS) and tied for sixth in receiving yards (290).
- Napier made nine catches for 151 yards and a touchdown against California on Sept. 20, the most receiving yards since Jesse Matthews had 175 against No. 24/25 UTSA in the 2021 Frisco Bowl.
- WR Mikey Welsh (44 yards), TE Ryan Wolfer (18 yards), TE Jackson Ford (18 yards) and RB Lucky Sutton (2 yards) each had their first career catch in the Stony Brook game.

BULLET NOTES - DEFENSE

- Rob Aurich is in his first season as SDSU's defensive coordinator and second season overall after coaching the EDGEs last year. Aurich has previous coordinator experience at Idaho (2022-23 defensive coordinator), South Dakota (2018-21 special teams coordinator) and Bemidji State (2015-17 defensive coordinator).
- Demetrius Sumler was promoted to the defensive pass game coordinator this past offseason. Sumer is in his eighth year of coaching

the cornerbacks, having had three cornerbacks make NFL teams following their time at SDSU.

- San Diego State all 11 starters on defense (note that returning Teivis Tuioti and departing Tupu Alualu each had six starts at defensive tackle, and are counted as co-starters).

DEFENSIVE NUMBERS

- Since 2014, SDSU ranks third in the country in interceptions (165), ninth in both total defense (327.6) and scoring defense (20.2), and 12th in turnovers forced (240).
- Through four games, the San Diego State defense leads the Mountain West in yards allowed per play (3.62, 2nd in FBS), pass efficiency (92.71, 3rd in FBS), scoring (9.75, 6th in FBS), first downs allowed (52, 6th in FBS), total (235.00, 10th in FBS), passing (146.00, 13th in FBS), yards per rush (2.62, 13th in FBS) and rushing (89.00, 19th in FBS), and second in red zone percentage (62.50, 5th in FBS) and third down percentage (26.15, 16th in FBS), and fourth in sacks (2.25, 55th in FBS).
- Through four games, the Aztecs have allowed just 39 points, including 36 of those at Washington State on Sept. 6. The 39 points are the fewest allowed through four games in 50 years (since 1975, 32 points).
- San Diego State shut out Stony Brook, 42-0, in the opener on Aug. 28. It was its first shutout since beating Weber State, 6-0, on Aug. 31, 2019.
- The 42 points were the fourth-most points the Aztecs have scored in a shutout in their Division I history (since 1969).
- That was SDSU's fifth shutout in a season opener in its Division I history.
- San Diego State then shut out California, 34-0, on Sept. 20. It was the Aztecs' first shutout against a current team from a Power 5 conference since beating Oregon State, 25-0, on Sept. 13, 1975.
- Cal, which came into the game averaging 32.0 points, was shut out for the first time since Oct. 26, 2019 at No. 12 Utah and the first time against an unranked team since Oct. 22, 1994 at USC.
- SDSU has home consecutive shutouts to start a season for the first time in its Division I history (since 1969).
- San Diego State has multiple shutouts in the same season for the first time since 2016. Those are the only two times the Aztecs have had multiple shutouts in the same season since 2004.
- SDSU then allowed just three points in a 6-3 win at Northern Illinois on Sept. 27. The three points allowed over the last two games are the fewest allowed in a two-game stretch by the Aztecs since 1975 (0 points at Fresno State on Oct. 11 and three points vs. New Mexico State on Oct. 18).
- San Diego State has not allowed touchdowns in consecutive games for the first time since 2016 (Oct. 14 at Fresno State and Oct. 21 vs. San Jose State).
- The three points by NIU are its fewest in a game since also scoring three vs. South Florida in the 2010 International Bowl (Jan. 2, 2010) and fewest in a home game since being shut out vs. Navy on Nov. 15, 2008
- San Diego State has held its opponent to single digits (or less) 24 times time since 2015 (130 games) with five shutouts and to 10 or less points 41 times over that span.
- The Aztecs have allowed just 1,488 points over the last 282 quarters (5.28 points per quarter) (does not include overtime periods).
- SDSU has allowed just 1,562 points over the last 76 games (20.6 ppg).
- San Diego State has held its opponent scoreless on its opening possession in three of the four games this year, 10 times in 16 games since last season, 26 times in 41 games since 2022, 38 times in 54 games since 2021 and 92 times since 2015 (130 games).
- The Aztecs have not allowed a first-quarter touchdown in 14 of the last 25 games.
- SDSU has allowed seven or fewer points in 35 of the last 40 first quarters (had 18-game streak of allowing seven or fewer snapped when Central Michigan scored 10 of its 22 points in the first quarter on Sept. 28, 2024).
- SDSU has held 10 of its last 38 opponents without a touchdown in the first half.
- Last year, opponents had 137 drives where they tried to score on SDSU (does not include kneeldowns) and the Aztecs have forced three-and-outs (or less) on 31 of those drives (22.6 pct.). San Diego State average 2.58 three-and-outs per game.
- This year, opponents have had 48 drives where they tried to score on SDSU (does not include kneeldowns) and the Aztecs have forced three-and-outs (or less) on 19 of those drives (39.6 pct.). SDSU is averaging 4.75 three-and-outs per game.
- San Diego State is allowing 235.0 yards per game and 9.75 points per game. In SDSU's opponents other games this season, they are 9-6 and are averaging 345.8 yards per game and scoring 23.3 points per game.
- The Aztecs return all 11 starters on defense (note that returning Teivis Tuioti and departing Tupu Alualu each had six starts at defensive tackle, and are counted as co-starters).
- SDSU allowed just six first downs vs. Stony Brook in the opener on Aug. 28, tied for its second-fewest allowed in its DI history (Weber State, 5 on Aug. 31, 2019).
- San Diego State held a team (Stony Brook) below 100 total yards of offense for the fourth time in its DI history (also Sept. 19, 1970 at North Texas; Oct. 17, 1970 vs. San Jose State; Oct. 3, 2015 vs. Fresno State).
- The 1.79 yards allowed per play vs. Stony Brook was the third-fewest allowed in the Aztecs' DI history and fewest in a game at Snapdragon Stadium.
- SDSU had two defensive touchdowns against California on Sept. 20, including a 35-yard fumble return by S Dwayne McDougale and a 97-yard interception return by CB Chris Johnson. It was the second time the Aztecs had multiple defensive touchdowns in the same game in the Sean Lewis era (15 games) (also vs. Texas A&M-Commerce on Aug. 31, 2024). The last time SDSU had multiple touchdowns in the same game prior to this stretch was Nov. 5, 2016 vs. Hawai'i.
- San Diego State's two defensive touchdowns this season ranks in a tie for fourth in the country, only trailing Louisiana Tech (5), Tennessee (4) and South Carolina (3).
- San Diego State's three defensive touchdowns last season were tied for 12th in the country, trailing only Notre Dame (6), Tulane (6), Coastal Carolina (5), Oklahoma (5), Arizona State (4), James Madison (4), Louisville (4), Ohio State (4), Penn State (4), Pittsburgh (4) and SMU (4).
- SDSU has won seven straight games when scoring a defensive touchdown (1-0 this season).

MOUNTAIN WEST STANDINGS / SINCE 2013

Below is a look at the best Mountain West records in league games since the current 12-team conference began in 2013 (includes championship & bowl games; through Sept. 27)

Rk.	Team	W	L	Pct.	GB
1.	Boise State	83	18	.822	--
2.	San Diego State	62	34	.646	18.5
3.	Utah State	57	39	.594	23.5
4.	Fresno State	58	41	.586	24.0
5.	Air Force	51	44	.537	29.0
6.	Colorado State	46	46	.500	32.5
7.	Wyoming	42	52	.447	37.5
8.	San José State	41	52	.441	38.0
9.	Nevada	40	55	.421	40.0
10.	UNLV	36	59	.379	44.0
11.	Hawai'i	34	65	.343	48.0
12.	New Mexico	24	70	.255	55.5

SAN DIEGO STATE STREAKS

Consecutive Games with a Passing Touchdown

Name	Current	Long
Kyle Crum	0	1 (Sept. 17, 2022)
Jayden Denegal	0	3 (Aug. 28-Sept. 20, 2025)
Bert Emanuel Jr.	0	2 (Sept. 1-9, 2023)

Consecutive Passes without an Interception

Name	Current	Long
Kyle Crum	16	16 (Sept. 17, 2022-current)
Jayden Denegal	0	93 (Sept. 9, 2023-current)
Bert Emmanuel	22	22 (Sept. 9, 2023-current)

Consecutive Games with a Rushing Touchdown

Name	Current	Long
Byron Cardwell Jr.	0	1 (3 times)
Cincere Rhaney	0	0
Lucky Sutton	0	1 (three times)
Christian Washington	0	2 (twice)

Consecutive Games with a 100-Yard Rushing Game

Name	Current	Long
Byron Cardwell Jr.	0	1 (Oct. 31, 2021)
Cincere Rhaney	0	0
Lucky Sutton	0	1 (Aug. 28, 2025)
Christian Washington	0	1 (twice)

Consecutive Games with a Catch

Name	Current	Long
Nathan Acevedo	0	4 (Aug. 31-Sept. 21, 2024)
Seth Adams	0	1 (Sept. 6, 2025)
Jacob Bostick	0	3 (Aug. 28-Sept. 2025)
Donovan Brown	1	6 (Sept. 2-Oct. 7, 2023)
Jackson Ford	2	2 (Sept. 20, 2025-current)
Myles Kitt-Denton	0	7 (Aug. 29-Oct. 12, 2024)
Jerry McClure	0	1 (Aug. 28, 2025)
Jordan Napier	4	7 (Oct. 5-Nov. 23, 2024)
Lucky Sutton	0	1 (Aug. 28, 2025)
Christian Washington	0	2 (three times)
Mikey Welsh	1	1 (twice)
Ryan Wolfer	0	1 (Aug. 28, 2025)

DEFENSIVE SCORING PLAYS (SINCE 2009)

2024

Dwayne McDougle35-yd FR after Dalesean Staley's FF
.....vs. California (S.20)
Chris Johnson97-yd INT vs. California (S.20)

2024

Eric Butler43-yd INT at Wyoming (O.12)
Tano Letuli0-yd FR after Trey White's FF
.....vs. Texas A&M-Commerce (A.31)
JD Coffey45-yd INT vs. Texas A&M-Commerce (A.31)

2023

Deshawn McCuin70-yd INT at Hawai'i (O.14) (TD)

2022

Jonah TavaiSacked QB in end zone vs. SJSU (N.12) (Safety)
Patrick McMorris30-yd FR after Michael Shawcroft's FF
.....at Nevada (O.22) (TD)

2021

Andrew Aleki17-yd INT at UNLV (N.19) (TD)
Andrew Aleki25-yd INT vs. New Mexico State (S.4) (TD)

2020

Darren Hall57-yd INT at Colorado (N.28) (TD)
Segun Olubi71-yd INT vs. Hawai'i (N.14) (TD)

2019

Darren Hall20-yd FR after Tariq Thompson's FF
.....vs. Central Michigan (D.21) (TD)

2017

Tariq Thompson83-yd INT vs. Northern Illinois (S.30) (TD)

2016

Ron Smith54-yd INT vs. Houston (D.17) (TD)
Damontae Kazee54-yd INT vs. Hawai'i (N.5) (TD)
Ron Smith14-yd INT vs. Hawai'i (N.5) (TD)
Malik Smith28-yd INT at Utah State (O.28) (TD)
Ronley Lalakala9-yd INT vs. California (S.10) (TD)

2015

Alex Barrett43-yd INT vs. Cincinnati (D.24) (TD)
Damontae Kazee55-yd INT at Colorado St. (O.31) (TD)
Calvin Munson67-yd INT vs. San Diego (S.6) (TD)
.....19-yd INT vs. San Diego (S.6) (TD)

2014

Calvin Munson56-yd INT vs. Air Force (N.21) (TD)

2013

J.J. Whittaker18-yd INT vs. Boise State (N.23) (TD)

2012

Everett Beed52-yd FR vs. Air Force (N.10) (TD)
Leon McFadden96-yd INT at Fresno State (S.29) (TD)
Eric Pinkins32-yd INT at Fresno State (S.29) (TD)
Leon McFadden28-yd INT vs. North Dakota (S.15) (TD)

2010

Jerome LongFR in end zone after Rob Andrews' FF
.....at TCU (N.13) (Safety)

2009

Luke Laolagi55-yd INT at UNLV (N.28) (TD)
Dey Juan Hemmings14-yd FR after Ernie Lawson's FF
.....vs. New Mexico State (O.3) (TD)
TeamQB fell in end zone vs. So. Utah (S.12) (Safety)

- EDGE Trey White was named the Mountain West Preseason Defensive Player of the Year by the league's media. White was the first San Diego State defensive lineman to be named the MW preseason defensive player of the year and the fourth defensive player overall, joining cornerback Leon McFadden in 2012, cornerback Damontae Kazee in 2016 and safety Patrick McMorris in 2022.
- White also made two preseason watch lists, including for the Chuck Bednarik Award (most outstanding defensive player) and the Bronko Nagurski Trophy (defensive player of the year).
- LB Tano Letuli joined White on the preseason all-MW team. Letuli led the Aztecs last season with 70 tackles, despite missing two games with a broken hand.
- LB Owen Chambliss leads the Mountain West in solo tackles per game (5.75, T-6th in FBS), and is second in solo tackles (23, T-13rd in FBS), fifth in tackles per game (37, T-22nd in FBS), seventh in total tackles (37, T-45th in FBS), tied for eighth in sack yards (21, T-62nd in FBS), and tied for 10th in both sacks per game (0.50) and tackles for loss yards (22).
- S Dwayne McDougle ranks in a tie for first in the Mountain West in fumble recoveries (1, T-13th in FBS).
- LB Tano Letuli is tied for ninth in the Mountain West in tackles per game (8.00, T-49th in FBS).
- S Dalesean Staley was named the Mountain West Defensive Player of the Week on Sept. 22 for his play against California on Sept. 20. Staley helped SDSU shut out California, 34-0, the largest margin of victory against a Power 5 team in its Division I history (since 1969). Cal, which came into the game averaging 32.0 points, was shut out for the first time since Oct. 26, 2019 at No. 12 Utah and the first time against an unranked team since Oct. 22, 1994 at USC. Staley forced his first career fumble, which was picked up by Dwayne McDougle and run back 35 yards for a touchdown in the third quarter. Staley also logged his first interception as an Aztec, one of three turnovers SDSU forced for the game, and added a pass breakup.
- CB Chris Johnson tied for 14th in FBS last year in forced fumbles (3, T-1st in MW) and forced fumbles per game (0.25, T-1st in MW). The three forced fumbles were tied for the 13th most in SDSU single-season history. He has one forced fumble this year and five for his career.
- LB Brady Anderson, DL Krishna Clay, Letuli, S Dalesean Staley and CB Jelani Whitmore each tied for seventh in the Mountain West in fumble recoveries (1) last year.
- S Josh Hunter had 15 tackles at Colorado State on Nov. 11, 2023, the most by an Aztec since Kyahva Tezino had 15 at Fresno State on Nov. 17, 2018. Hunter entered the game with 17 tackles this season and 18 for his career.

RUSHING DEFENSE

- Through four games, the San Diego State rushing defensive ranks in FBS play: 13th in yards per rush (2.62, 1st in MW) and 19th in rushing (89.00, 1st in MW).
- **This season, opponents have rushed 136 times with two explosive runs (runs of at least 20 yards (1.5 pct.).**
- **Over the past five seasons since 2021, opponents have rushed 1,897 times with only 56 attempts longer than 20 yards (3.0 pct.).**
- Opponent rush average this year vs. SDSU by down: 1st - 3.1; 2nd - 2.7; 3rd - 2.4; 4th - (0.1).
- Opponent rush average this year vs. SDSU by quarter: 1st - 4.0; 2nd - 2.1; 3rd - 3.2; 4th - 1.5 - and by half: 1st - 3.0; 2nd - 2.2.

PASSING DEFENSE

- Through four games, the San Diego State passing defensive ranks in FBS play: 3rd in pass efficiency (92.71, 1st in MW) and 13th in passing (146.00, 1st in MW).
- SDSU's 165 interceptions since the 2014 season are the third most in the country over that span while its 19 interceptions returned for a touchdown rank in a tie for 11th over that span.
- SDSU allowed just one passing first down vs. Stony Brook in the opener on Aug. 28, tied for the fewest allowed against a non-option team in San Diego State's DI history (also one vs. UNLV on Oct. 8, 2016).
- San Diego State led the country in interception return average (30.4, min. 3 INT) last year, a tie for 16th in interceptions returned for a touchdown (2) and 27th in interception return yards (213).
- **EDGE Trey White ranked fourth in FBS last year in sacks per game (1.04) and tackles for loss per game (1.54), tied for fifth in sacks (12.5), seventh in total tackles for loss (18.5) and tackles for loss yards (102), and tied for 13th in sack yards (68). White led the Mountain West in all of those categories.**
- **White ranked in a tie for third in SDSU single-season history last year with 12.5 sacks with Andy Coviello (1991), only trailing Mike Douglass (21.0 in 1976) and Brett Faryniarz (13.0 in 1987).**
- White's 18.5 tackles for loss, meanwhile, were the 13th most in SDSU single-season history.
- According to Pro Football Focus, White ranked in a tie for 39th in the country (third in MW) in quarterback pressures (39).
- White logged three sacks and four tackles for loss at Central Michigan on Sept. 28, 2024. He was the first Aztec with four TFLs in a game since Jay Henderson had four vs. Northern Illinois on Sept. 30, 2017.
- White followed with another three sacks and four tackles for loss once again vs. Hawai'i on Oct. 5 en route to being named the Mountain West Defensive Player of the Week on Oct. 7 for the first time of his career. According to Pro Football Focus, White's eight quarterback pressures were tied for the second most in the country that week, while his five quarterback hurries were tied for seventh.
- White came up with two sacks and three tackles for loss the following week at Wyoming on Oct. 12, making it four straight games with multiple sacks.
- CB Chris Johnson returned an interception 97 yards for a touchdown against California on Sept. 20. It is the third-longest interception return this season and tied for the fifth-longest interception return in program history.
- This year, Johnson is tied for first in the Mountain West in forced fumbles (1, T-34th in FBS) and forced fumbles per game (0.25, T-42nd in FBS), second in interception yards (101, 4th in FBS) and tied for second in interception returned for a touchdown (1, T-4th in FBS), tied for third in passes defended per game (1.50, T-7th in FBS), total interceptions (2, T-12th in FBS) and interceptions per game (0.50, T-13th in FBS), and tied for fourth in pass breakups (4, T-31st in FBS).
- **EDGE August Salvati is tied for second in the Mountain West in sacks per game (0.80, T-20th in FBS), tied for third in total sacks (3.5, T-29th in FBS) and tackles for loss per game (0.88), despite only playing 29 pass rush snaps (according to Pro Football Focus).**

- S Dalesean Staley ranks in tie for first in the Mountain West in forced fumbles per game (0.25, T-42nd in FBS), a tie for fourth in pass breakups (4, T-31st in FBS), a tie for fifth in passes defended per game (1.25, T-22nd in FBS), tied for seventh in interceptions (1, T-61st in FBS) and tied for eighth in interceptions per game (0.25, T-72nd in FBS).
- EDGE Ryan Henderson is ranked in a tie for sixth in the Mountain West in sack yards (22, T-54th in FBS), tied for eighth in tackles for loss yards (23) and tied for 10th in sacks per game (0.50).
- CB Bryce Phillips is tied for fourth in the Mountain West in pass breakups (4, T-31st in FBS) and tied for eighth in passes defended per game (1.00, T-45th in FBS).
- Phillips had four pass breakups against California on Sept. 20, which is tied for the third most in a game in the country this year and tied for the fifth most in a game in program history.
- Last year, Phillips was sixth in the Mountain West last year in interception yards (68, T-71st in FBS).
- S Eric Butler returned an interception 43 yards for a touchdown at Wyoming on Oct. 5, 2024. Butler tied for first in the Mountain West in interceptions returned for a touchdown (1, T-6th in FBS).

BULLET NOTES - SPECIAL TEAMS

- Associate head coach Zac Barton is in his second season as SDSU's special teams coordinator. Barton joined San Diego State after spending 2024 at Kansas, where he served as the Jayhawks' special teams analyst. In his lone season at KU, the Jayhawks ranked seventh in FBS in special teams grading according to Pro Football Focus, grading just behind CFP playoff teams Alabama, Texas, and Washington. Kansas would go on to earn a selection into the 2023 Guaranteed Rate Bowl to cap off an 8-4 regular season, their best regular season record since 2007. Prior to Kansas, Barton coached the special teams at Kent State from 2018-22 under head coach Sean Lewis and helped the Golden Flashes' special teams unit to new heights.
- Barton was named a Broyles Award nominee for the 2024 season for the top assistant coach in the country.
- Special teams have long been a key to San Diego State's success. **The Aztecs have won five of the 10 Mountain West Special Teams Player of the Year awards issued since 2015. Those five include three kick returners (Rashaad Penny from 2015-17), two punters (Matt Araiza in 2021 and Jack Browning in 2022) and one kicker (also Araiza in 2021).**
- SDSU also has won three the MW preseason special teams player of the year over the last four seasons (KR/PR Jordan Byrd in 2022, P/K Jack Browning in 2023 and K Gabe Plascencia in 2025).
- ESPN's special teams efficiency rating had San Diego State at 72.2 in 2022, which ranked second in FBS, trailing only South Carolina (79.8). The Aztecs were fifth in 2021 at 69.9, ninth in 2023 at 65.8 and eighth last season at 67.6. This season, SDSU is 25th through three games at 66.8.
- **Since the start of the 2015 season, San Diego State has 14 kickoff returns for touchdowns, tied with Kansas State for the most in FBS play over that time. To put that stat into perspective, seven other teams have played at least 100 games over that span and do not have a single kick return touchdown.**
- **The Aztecs also have five 100-yard kickoff return touchdowns since 2015, one behind Western Michigan for the most in FBS play over that span.**
- SDSU has two non-offensive touchdowns this season, both against California on Sept. 20, including a 35-yard fumble return by S Dwayne McDougle and a 97-yard interception return by CB Chris Johnson. The two non-offensive touchdowns are tied for the ninth most in the country.
- The Aztecs have 16 non-offensive touchdowns since the start of the 2021 season. Only 11 schools have more non-offensive touchdowns over that span, including Notre Dame (24), Pittsburgh (23), South Carolina (20), Iowa (19), Ohio State (19), Utah (18), Arkansas State (17), Kentucky (17), Louisville (17), SMU (17) and Tennessee (17). Over that span, SDSU has six interception returns for touchdowns, four blocked punt returns for touchdowns, three fumble recoveries for a touchdown, two kickoff returns for a touchdown and one punt return for a touchdown.
- Since the start of the 2020 season, San Diego State has 20 non-offensive touchdowns, tied with Houston, Kentucky, South Carolina and Tennessee for the sixth most in the country over that span, trailing only Notre Dame (27), Pittsburgh (25), Iowa (22), Ohio State (22) and Utah (21).
- PK Gabe Plascencia was 13-for-14 last season in field goal attempts. The 92.9 field goal percentage was a school record.
- Plascencia was named the Mountain West Preseason Special Teams Player of the Year. He's SDSU's third MW preseason special teams player of the year over the last four seasons (also KR/PR Jordan Byrd in 2022 and P/K Jack Browning in 2023).
- Plascencia is 23-for-24 for his career. The 95.8 percentage ranks first among active FBS kickers and would be a school record if he had enough attempts (25) to qualify.
- Plascencia has made 18 consecutive field goals, which is tied with Chris O'Brien (1984-85) for the longest streak in program history. It's also tied for the longest active streak in FBS.
- Plascencia has 10 career games with multiple field goals, including three this year.
- Plascencia made a pair of field goals in SDSU's 6-3 win at Northern Illinois on Sept. 27, including a 25-yarder as time expired. It was the first time the Aztecs won a regulation game with no time left since Sept. 10, 1994 vs. California when Peter Holt hit a 32-yard field goal with no time left in a 22-20 win. Those are the only two walkoff wins for SDSU since at least the 1982 season.
- This season, Plascencia ranks in a tie for the FBS lead in field goal percentage (100.00) and PAT percentage (100.00). He's also second in the Mountain West in kickoff average (64.25, 36th in FBS), third in kickoff touchback percentage (75.00, 40th in FBS) and field goals made per game (1.33, T-42nd in FBS), tied for fifth in made field goals (4), tied for sixth in field goal attempts per game (1.33, T-66th in FBS), seventh in field goal attempts (4) and kickoff touchbacks (9), ninth in kickoff yards (771), tied for ninth in kickoffs (12), and tied for 10th in points per game (6.67).
- Last year, Plascencia led the Mountain West in field goal percentage (92.86, T-9th in FBS), and was third in made field goals per game (1.18, T-50th in FBS), tied for fourth in made field goals (13, T-73rd in FBS), tied for sixth in field goals attempted per game

SPECIAL TEAMS SCORING PLAYS SINCE 2011

2022

Jordan Byrd95-yard KR vs. San José State (N.12) (TD)
 Tyrell Shavers.....Punt block; Returned for touchdown (S.30) (TD)
 Jordan Byrd.....66-yard PR vs. Idaho State (S.10) (TD)
 Team.....Punt block; Jaylon Armstead returned for atouchdown vs. Arizona (S.3) (TD)

2021

Tyrell ShaversPunt block; Trenton Thompson returned fortouchdown vs. Towson (S.25) (TD)
 Jordan Byrd100-yard KR vs. Utah (S.18) (TD)
 Kaegun Williams.....Punt block; Tyrell Shavers returned fortouchdown at Arizona (S.11) (TD)

2020

Jordan Byrd93-yard KR vs. Colorado State (D.5) (TD)
 BJ Busbee90-yard KR vs. Colorado State (D.5) (TD)

2019

Trenton ThompsonPunt block; Caden McDonald returned fortouchdown at UNLV (10.26) (TD)
 Kaegun Williams95-yard KR vs. San José State (O.19) (TD)

2018

Kaelin HimphillPunt block; Trenton Thompson returned fortouchdown vs. Air Force (O.12) (TD)

2017

Juwan Washington78-yd KR vs. Army West Point (D.23) (TD)
 Rashaad Penny100-yd KR vs. Nevada (N.18) (TD)
 Rashaad Penny70-yd PR vs. Nevada (N.18) (TD)
 Juwan Washington96-yd KR vs. Northern Illinois (S.30) (TD)
 Rashaad Penny99-yd KR at Arizona State (S.9) (TD)

2016

Juwan Washington92-yd KR at Wyoming (N.19) (TD)
 Rashaad Penny93-yd KR at Wyoming (N.19) (TD)
 Rashaad Penny100-yd KR vs. California (S.10) (TD)

2015

Rashaad Penny100-yd KR vs. Cincinnati (D.24) (TD)
 Damontae Kazee66-yd PR at UNLV (N.21) (TD)
 Rashaad Penny100-yd KR at Penn State (S.26) (TD)
 Rashaad Penny97-yd KR vs. San Diego (S.5) (TD)

2014

Lloyd Mills67-yd PR vs. Northern Arizona (A.30) (TD)

2013

Tim Vizzi71-yd PR at UNLV (N.30) (TD)
 Tim Vizzi41-yd PR vs. Boise State (N.23) (TD)
 TeamFumbled punt out of end zone (O.4) (Safety)
 Sam MeredithPAT block; David Lamar returned fordef. PAT at New Mexico State (S.28) (2 pts.)

2012

Colin Lockett100-yd KR at Boise State (N.3) (TD)
 Colin Lockett96-yd KR vs. Army (S.8) (TD)

2011

Brandon Davis98-yd KR at Air Force (O.13) (TD)
 Colin Lockett94-yd KR vs. Cal Poly (S.3) (TD)

Each team traded punts before San Diego State's game-winning drive.

The Aztecs outgained NIU, 266-169, and limited the home team to 10 first downs and a 4-for-15 effort on third down.

SDSU didn't allow a touchdown for a second straight game for the first time since 2016 (Oct. 14 at Fresno State and Oct. 21 vs. San Jose State). The three points allowed over the last two games are the fewest allowed in a two-game stretch by San Diego State since 1975 (0 points at Fresno State on Oct. 11 and three points vs. New Mexico State on Oct. 18).

The three points by Northern Illinois, meanwhile, are its fewest in a game since also scoring three vs. South Florida in the 2010 International Bowl (Jan. 2, 2010) and fewest in a home game since being shut out vs. Navy on Nov. 15, 2008.

Sutton ran for 88 yards and 17 carries. Denegal was 13-for-20 for 110 yards and his first two interceptions of his career as the Aztecs snapped a five-game streak without a turnover (a SDSU DI-era record), but ended a 14-game losing streak when committing more turnovers (2) than their opponent (1).

Jordan Napier had six catches for 52 yards and 22 yards on the ground, while Donovan Brown added five receptions for 42 yards.

Owen Chambliss had a team-high 11 tackles with a 10-yard sack, while Chris Johnson had seven tackles and an interception for a second straight game.

Coupled with a 42-0 shutout over Stony Brook in the opener on Aug. 28, a 36-13 loss at Washington State on Sept. 6 and a 34-0 shutout over California on Sept. 20, SDSU has allowed just 39 points, its fewest through four games in 50 years.

San Diego State improved to 7-0 all-time against Northern Illinois. The seven victories without a loss are the most by the Aztecs against current NCAA Division I teams (second is a 3-0 mark against FCS programs Idaho State, Montana State, Northern Arizona and Weber State). SDSU is also now 17-2-1 against current teams from the Mid-American Conference (MAC).

BIG NOTES

- Gabe Plascencia made a 25-yard game-winning field goal with no time left. It was the first time the Aztecs won a regulation game with no time left since Sept. 10, 1994 vs. California when Peter Holt hit a 32-yard field goal with no time left in a 22-20 win. Those are the only two walkoff wins for SDSU since at least the 1982 season.
- San Diego State improved to 3-1 on the season, equaling the win total for Sean Lewis in his first season with the Aztecs in 2024 (3-9).
- SDSU was one of 20 teams last year with three or fewer wins and is now one of only three who have already reached three victories in 2025, joining No. 8 Florida State (2-10 last year and 3-1 this season), Mississippi State (2-10 last season and 4-1 this year) and Southern Miss (1-11 in 2024, 3-2 this season).
- SDSU is 3-1, its best four-game start to a season since starting 7-0 in 2021.
- San Diego State did not allow a touchdown for a second straight game for the first time since the 2016 season (Oct. 14 at Fresno State and Oct. 21 vs. San Jose State).
- San Diego State improved to 7-0 all-time against Northern Illinois. The seven victories without a loss is easily the most by the Aztecs against current NCAA Division I teams (second is a 3-0 mark against FCS programs Idaho State, Montana State, Northern Arizona and Weber State).
- The Aztecs are now 17-2-1 against current teams in the Mid-American Conference (MAC), including a 12-2-1 mark against teams that were members of the MAC at game time.
- SDSU had its first turnover of the season 37 seconds into the second half, a Jayden Denegal interception. San Diego State had gone 231 offensive plays before giving up its first turnover of the season.
- The interception snapped the Aztecs' five-game streak of not committing a turnover, which was tied with UConn for the longest active streak in FBS play.
- SDSU snapped a 14-game losing streak when committing more turnovers than its opponent.
- Plascencia was 2-for-2 on field goal attempts and has now tied Chris O'Brien (1984-85) for the longest streak in program history.

SERIES NOTES

- San Diego State is now 7-0 against Northern Illinois.
- The Aztecs are 4-0 all-time against NIU at Huskie Stadium.

TEAM NOTES

- SDSU improved to 39-13 over its last 52 games when winning the field position battle.

TRENDS

- The Aztecs won the coin toss for the first time this season.
- SDSU did not start with the ball for just the 50th time over the last 173 games.
- San Diego State allowed an opponent to score on its opening drive for the first time this season in four games, the sixth time over the last one-plus seasons (16 games), 15th time in 41 games since 2022 and 38th time since 2015 (130 games).
- The Aztecs did allow a first quarter touchdown for the 14th time over the last 25 games.
- SDSU has allowed seven or fewer points in 35 of the last 40 first quarters.

PLAYER NOTES

*** Jayden Denegal, Jr., QB (13-for-20, 110 yds., 0 TD, 2 INT)**

Improved to 3-1 as the team's starting quarterback ... Threw the first interception of his career early in the second half ... He had gone 93 consecutive passes without an interception to start his career ... He later threw another interception on a fourth down play.

*** Gabe Plascencia, Sr., K (2-for-2 FG, 30 LG, 1 KO, 65 yds., 65.0 avg., 1 TB)**

Made a 25-yard game-winning field goal with no time left. It was the first time the Aztecs won a regulation game with no time left since Sept. 10, 1994 vs. California when Peter Holt hit a 32-yard field goal with no time left in a 22-20 win. Those are the only two walkoff wins for SDSU since at least the 1982 season ... Was 2-for-2 on field goal attempts and has now tied Chris O'Brien (1984-85) for the longest

SDSU MOUNTAIN WEST PLAYERS OF THE WEEK

San Diego State has yet to earn a Mountain West Player-of-the-Week award this season. Below is a list of the Aztec student-athletes that have received the honor this season. *No.* - indicates the number of honors that player has earned in his career.

Date (Opp.)	Player	Award	No.
Sept. 22 (Cal)	Dalesean Staley	Defensive	1

SDSU PLAYERS OF THE WEEK

(SDSU players of the week are announced each Monday)

Game	Offensive	Defensive	Special Teams
SBU	Lucky Sutton	Chris Johnson	Tyson Chavez
Scout	Delon Craft Jr.	Oberhiri Eyafe	
at WSU	none	none	none
CAL	Jordan Napier	Dalesean Staley	Gabe Plascencia
Scout	Brian Pierce Jr.	Lucan Amituanai	
at NIU	none	Sam Benjamin	none
		Owen Chambliss	
		Chris Johnson	
Scout	DJ Overstreet	Dean Harrington	

SDSU FUTURE NON-LEAGUE SCHEDULES

<u>2026</u>		<u>2031</u>	
Sept. 5	Portland State	Sept. 6	at Oklahoma
Sept. 12	at UCLA	Sept. 13	UCLA
Sept. 26	at Toledo	Sept. 20	Northern Illinois
<u>2027</u>		<u>2033</u>	
Sept. 3	at Eastern Michigan	Sept. 10	Missouri
Sept. 11	Missouri	Sept. 24	at Louisiana Tech
Sept. 18	at Oklahoma		
<u>2028</u>		<u>2034</u>	
Sept. 2	at Missouri	Sept. 9	at Missouri
Sept. 9	Arizona State	Sept. 23	Louisiana Tech
Sept. 23	Louisiana Tech		
<u>2029</u>			
Sept. 1	Oklahoma		
Sept. 15	at Arizona State		
Sept. 22	at Louisiana Tech		
<u>2030</u>			
Sept. 21	Central Michigan		

GEOLOGICAL BREAKDOWN

California (70) (Bold indicates San Diego County)

Nathan Acevedo, Tiumalu Afalava, Jacob Alvarez, **Marlon Ames**, Lucan Amituanai, Brady Anderson, Alex Bleszynski, Mason Baker, Joe Borjon, Eric Butler, **Isaiah Buxton**, **Braylon Cardwell**, **Byron Cardwell Jr.**, Owen Chambliss, **Tyson Chavez**, Krishna Clay, Amari Comier, Kodi Cornelius, **Josiah Cox**, Delon Craft Jr., Kyle Crum, Kainoa Davis, Jayden Denegal, Tashi Dorje, Chase Duarte, **Sidney Dupuy**, Malachi Finau, Max Garrison, **Xavier Hamlett**, Dean Harrington, Anthony Hastings, Josh Hunter, Connor Irons, Chris Johnson, Christian Jones, Bayo Kanneke, Ikbal Kassim, **Jayden Kendrick**, **Tano Letuli**, Jack Lua, **Jerry McClure**, Dwayne McDougle, JP Mialovski, Jordan Napier, Brady Nassar, Timothy Netane, **De'Yhare Overstreet-Glover**, Bryce Phillips, Brian Pierce Jr., Gabriel Plascencia, Connor Poulson, Etene Pritchard, Cincere Rhane, Charlie Stewart, Lucky Sutton, Jordin Thomas, Parker Threatt, Draidon Trudeau, Kaimana Tufaga, Jeremiah Tuileila, **Ross Ulugalu-Maseuli**, **Christian Washington**, Mikey Welsh, **Trey White**, Jelani Whitmore, Luke Williams, Mister Williams, Prince Williams, Tanner Williams, Ashdon Wnetrzak

Texas (7)

Will Cianfrini, Bert Emanuel Jr., Jackson Ford, Jaylon Hawkins, Myles Kitt-Denton, Deshaun McCuin, Jelani McLaughlin

Arizona (4)

Sam Benjamin, Nick Clegg, Michael Leville Watkins, Ryan Wolfer

Michigan (4)

Dallas Fincher, Niles King, Cam May, Chase Shumate

Nevada (4)

Ryan Henderson, DJ Herman, Ben Scolari, Brian Townsend Jr.

Washington (3)

Arthur Ban, Hunter Green, Jatavious Magee

Hawaii (2)

Kalan Ellis, Teivis Tuioi

Illinois (2)

Jared Badie, Jacob Bostick

Colorado (1)

Marcus Mozer

Florida (1)

August Salvati

Georgia (1)

Seth Adams

Maryland (1)

Donovan Brown

Minnesota (1)

Oberhirri Eyate

Missouri (1)

Dalesan Staley

Oregon (1)

Hunter Haines

American Samoa (1)

Saipale Fuimaono

Finland (1)

Eemil Herranen

2025 CAPTAINS

Name	SDSU Letters
Jayden Denegal, QB	n/a
DJ Herman, LB	2022-23-24
Chris Johnson, CB	2022-23-24
Tano Letuli, LB	2023
Ross Ulugalu-Maseuli, OL	2022-23-24
Trey White, Edge	2023-24

streak in program history ... He entered the weekend tied for the second-longest streak in the country ... Made multiple field goals for the third time this season and 10th time of his career ... Is now 23-for-24 for his career in field goal tries, which at 95.8 percent would be the highest in program history if he had enough attempts (25) to qualify.

*** Chris Johnson, Sr., CB (7 tackles (6 solo), 0.5 TFL, 1 INT)**

Recorded his second interception of the season (second straight game) and fourth of his career.

*** Owen Chambliss, So., LB (11 tackles (7 solo), 1.0 sacks, 1.0 TFL)**

Logged a career-high 11 tackles ... Has double digits in tackles for a second straight game.

OTHER NOTES

- CB Bryce Phillips started for the 38th consecutive game, the longest streak on the team.
- Phillips' 38 career starts are also the most of any current Aztec.
- OL Christian Jones played in his 41st straight game, the longest streak on the team.
- S Deshaun McCuin and LB Mister Williams each played in their 48th career game, the most of any current SDSU player.
- Today's temperature was 84 degrees at kickoff.
- Today's attendance was 13,512.
- The four captains who went out for the coin toss tonight were: CB Chris Johnson, LB Tano Letuli, EDGE Trey White and OL Ross Ulugalu-Maseuli.
- The Aztec shield was carried by LB DJ Herman.

TREY WHITE & GABE PLASCENCIA NAMED MW PRESEASON PLAYERS OF THE YEAR

San Diego State football players Trey White and Gabe Plascencia were each named Mountain West preseason players of the year, the league announced at the MW Media Days in July. White was chosen as the preseason MW defensive player of the year, while Plascencia was selected as the special teams player of the year.

Tano Letuli joined White and Plascencia on the all-conference team. The preseason poll and all-conference team are voted on by media representatives who cover the conference.

White, who plays the EDGE position in the Aztecs' 4-2-5 defense, was a first-team all-MW performer last year after totaling 60 tackles (40 solo), 18.5 tackles for loss (No. 1 in MW, No. 7 (tied) in FBS), 12.5 sacks (No. 1 in MW, No. 5 (tied) in FBS), two pass pickups and a forced fumble. White's 12.5 sacks were tied for the third most in SDSU single-season history.

White is the first San Diego State defensive lineman to be named the MW preseason defensive player of the year and the fourth defensive player overall, joining cornerback Leon McFadden in 2012, cornerback Damontae Kazee in 2016 and safety Patrick Morris in 2022. The Aztecs, who return seven of their nine all-conference performers from a year ago, have all 11 starters back on defense this season (note that returning Teivis Tuioi and departing Tupu Alualu each had six starts at defensive tackle, and are counted as co-starters).

Plascencia, meanwhile, became SDSU's third MW preseason special teams player of the year over the last four seasons (also KR/PR Jordan Byrd in 2022 and P/K Jack Browning in 2023). Plascencia made 13 of 14 field goals last year for the best field goal percentage (.929) in program history. The left-footed kicker has made 12 consecutive field goals entering 2025, tied for the sixth-longest active streak in the country and the second longest by an Aztec since at least the 1996 season.

Plascencia, who was a second-team all-MW selection last year, is the third SDSU kicker to make an all-MW team, all since 2015 (also Donny Hageman in 2015 and John Baron II in 2017).

Letuli, a team captain in 2024 - along with Trey White the first underclassmen captains at San Diego State since Kevin O'Connell in 2005 - led the Aztecs last season with 70 tackles, despite missing two games with a broken hand. Letuli, an honorable mention pick in 2024, had at least eight tackles in five games and seven in another two. A SDSU linebacker has now made the preseason all-league team in four of the last five seasons.

San Diego State was also picked to finish eighth in the preseason poll with 202 points, just 11 behind Hawai'i in seventh and 37 clear of Utah State in ninth. Defending champion Boise State is predicted to win the league with 464 points, totaling 35 of the 39 first-place votes. UNLV is second with 415 points and the other four first-place votes. San José State is third with 359 points, followed by Colorado State (326), Fresno State (301), Air Force (280), Hawai'i (213), the Aztecs (202), Utah State (165), Wyoming (150), New Mexico (84) and Nevada (83).

Mountain West Football Preseason Players of the Year

Offensive Player of the Year: Maddux Madsen, Jr., QB, Boise State

Defensive Player of the Year: Trey White, Jr., EDGE, San Diego State

Special Teams Player of the Year: Gabe Plascencia, Sr., K, San Diego State

2025 Mountain West Football Preseason All-Conference Team

Offense

QB Maddux Madsen, Jr., Boise State
WR Latrell Caples, Jr., Boise State
WR Pofele Ashlock, Jr., Hawai'i
WR Nick Cenace, Sr., Hawai'i
RB Scottie Humphrey, Jr., New Mexico
RB Jai'Den Thomas, Jr., UNLV
OL Kage Casey, Jr., Boise State
OL Mason Randolph, Sr., Boise State
OL Peseti Lapuaho, Sr., San José State
OL Caden Barnett, Sr., Wyoming
OL Jack Walsh, Sr., Wyoming
TE Matt Lauter, Sr., Boise State

Defense

DL Braxton Fely, Sr., Boise State
DL Jayden Virgin-Morgan, Jr., Boise State
DL **Trey White, Jr., San Diego State**
DL Gafa Faga, Sr., San José State
LB Marco Notaraini, Sr., Boise State
LB **Tano Letuli, Jr., San Diego State**
LB Jordan Pollard, Sr., San José State
LB Marsel McDuffie, Sr., UNLV
DB Ty Benefield, Jr., Boise State
DB A'Marion McCoy, Jr., Boise State
DB Al'zillion Hamilton, Sr., Fresno State
DB Ike Larsen, Sr., Utah State

Special Teams

P Luke Freer, Sr., Air Force
PK Gabe Plascencia, Sr., San Diego State
PR Marcus Bellon, Sr., Nevada
KR Abraham Williams, Sr., New Mexico

Preseason All-Conference Notes: San Diego State has multiple preseason players of the year for the second time in the last four years (also 2022 when Patrick McMorris was the defensive player of the year and Jordan Byrd was the special teams player of the year) ... This is the third time since 2016 that SDSU has had multiple preseason players of the year (2016, 2022 and 2025) ... After having just one preseason player of the year in the first 17 seasons of the Mountain West (Leon McFadden, defensive player of the year in 2012), San Diego State has nine preseason players of the year over the last 10 seasons ... This is the fourth time the Aztecs have had a preseason defensive player of the year (all since 2012), including CB Leon McFadden in 2012, CB Damontae Kazee in 2016, S Patrick McMorris in 2022 and EDGE Trey White in 2025 ... SDSU has had three of the last four special teams preseason players of the year in KR/PR Jordan Byrd in 2022, P/K Jack Browning in 2023 and K Gabe Plascencia in 2025 ... A San Diego State linebacker has now made the preseason all-Mountain West team in four of the last five seasons ... Gabe Plascencia is the third Aztec kicker to make an all-MW team, all since 2015 (also Donny Hageman in 2015 and John Baron II in 2017) ... SDSU does not have a preseason all-league offensive player in consecutive seasons for the first time since a three-year stretch from 2006-08.

2025 Mountain West Preseason Poll

Team (First-Place Votes)	Points
1. Boise State (35)	464
2. UNLV (4)	415
3. San José State	359
4. Colorado State	326
5. Fresno State	301
6. Air Force	280
7. Hawai'i	213
8. San Diego State	202
9. Utah State	165
10. Wyoming	150
11. New Mexico	84
12. Nevada	83

Preseason Poll Notes: This is the third Mountain West preseason poll without divisions since 2012 when the Aztecs were picked fifth and captured the league title along with Boise State and Fresno State ... SDSU is picked eighth for a second straight season ... The eighth-place prediction matches its lowest preseason ranking (fifth time overall) in league history (note that from 2013-22 the league was split in divisions and out of just six teams, although San Diego State never was picked worse than third) ... The first three times the Aztecs were picked eighth there were only nine teams in the league (2005, 2007 and 2009), while the last two times there are 12 teams in the league (2024 and 2025) ... SDSU, which averaged a predicted finish of 6.5 from 2005-12, has ended up at or better than its predicted finish in 10 of the last 15 seasons and 13 times over the past 20 years ... San Diego State has won two of the last 10 MW titles (2015 and 2016) and three of the past 13 (also 2012).

2025 SEASON ACCOLADES

Unit Rankings

Special Teams - first in MW, 15th in FBS - Phil Steele Magazine
 Linebackers - first in MW - Phil Steele Magazine
 Defensive Backs - third in MW - Phil Steele Magazine
 Quarterbacks - fourth in MW - Phil Steele Magazine
 Offensive Line - fifth in MW - Phil Steele Magazine

Miscellaneous

Second-best recruiting class in Mountain West - Phil Steele Magazine

Individual Honors

Joe Borjon | Sr. | La Puente, Calif. | Offensive Line

All-MW third team - Phil Steele Magazine
 All-MW third team - Athlon Sports

Eric Butler | Sr. | Corona, Calif. | Safety

All-MW first team - Phil Steele Magazine
 All-MW third team - Athlon Sports
 No. 3 NFL draft eligible free safety in MW (No. 32 in FBS) - Phil Steele Magazine

Owen Chambliss | So. | Corona, Calif. | Linebacker

All-MW fourth team - Athlon Sports

Krishna Clay | Jr. | Vacaville, Calif. | Defensive Line

All-MW second team - Phil Steele Magazine
 All-MW third team - Athlon Sports

Jayden Denegal | Jr. | Apple Valley, Calif. | Quarterback

Team Captain
 SDSU's top newcomer - Lindy's Sports

Hunter Green | Jr. | Redmond, Wash. | Punter

Ray Guy Award Watch List (top punter)

All-MW second team - Phil Steele Magazine

All-MW second team - Athlon Sports

DJ Herman | Sr. | Las Vegas, Nev. | Linebacker

Team Captain

Chris Johnson | Sr. | Eastvale, Calif. | Cornerback

Team Captain

All-MW first team - Phil Steele Magazine

All-MW first team - Athlon Sports

All-MW first team - College Football Network

All-MW first team - Sports Info Solutions

All-MW second team - Lindy's Sports

Senior Bowl Top 300 Watch List

MW's No. 16-ranked player - College Football Network

No. 1 NFL draft eligible cornerback in MW (No. 38 in FBS) - Phil Steele Magazine

Christian Jones | Sr. | San Luis Obispo, Calif. | Offensive Line

No. 2 NFL draft eligible tackle in MW (No. 64 in FBS) - Phil Steele Magazine

Myles Kitt-Denton | Sr. | Pearland, Texas | Wide Receiver

Earl Campbell Tyler Rose Award Watch List (offensive player with ties to Texas)

Tano Letuli | Jr. | San Diego, Calif. | Linebacker

Polynesian Player of the Year Watch List (Polynesian ancestry)

Team Captain

All-MW first team - MW Media

All-MW first team - Phil Steele Magazine

All-MW first team - Athlon Sports

All-MW first team - Lindy's Sports

All-MW first team - College Football Network

All-MW first team - Sports Info Solutions

MW's No. 19-ranked player - Nevada Sports Net

Jordan Napier | So. | Fontana, Calif. | Wide Receiver

Paul Hornung Award Watch List (most versatile player)

All-MW second team - Athlon Sports

All-MW second team - Lindy's Sports

All-MW second team - College Football Network

All-MW third team (PR) - Athlon Sports

All-MW fourth team - Phil Steele Magazine

Brady Nassar | Jr. | Pleasanton, Calif. | Defensive Line

All-MW fourth team - Athlon Sports

Bryce Phillips | Sr. | Long Beach, Calif. | Cornerback

All-MW second team - Phil Steele Magazine

All-MW second team - Athlon Sports

Gabe Plascencia | Sr. | Oakland, Calif. | Kicker

MW Special Teams Player of the Year

All-MW first team - MW Media

All-MW first team - Phil Steele Magazine

All-MW first team - Athlon Sports

All-MW first team - Lindy's Sports

All-MW first team - College Football Network

All-MW first team - Sports Info Solutions

No. 1 NFL draft eligible kicker in MW (No. 23 in FBS) - Phil Steele Magazine

MW's No. 35-ranked player - Nevada Sports Net

Dalesean Staley | Jr. | Kansas City, Mo. | Safety

MW Defensive Player of the Week (Sept. 22 for game vs. California)

Lucky Sutton | Jr. | San Diego, Calif. | Running Back

All-MW fourth team - Phil Steele Magazine

All-MW fourth team - Athlon Sports

Ross Ulugalu-Maseuli | Sr. | San Diego, Calif. | Offensive Line

Team Captain

All-MW first team - Lindy's Sports

All-MW second team - Athlon Sports

MW's No. 15-ranked player - Nevada Sports Net

Christian Washington | Jr. | San Diego, Calif. | Running Back

No. 1 NFL draft eligible kick returner in MW (No. 14 in FBS) - Phil Steele Magazine

Trey White | Jr. | San Diego, Calif. | EDGE

Chuck Bednarik Award Watch List (most outstanding defensive player)

Bronko Nagurski Trophy Watch List (defensive player of the year)

Third-team All-American - Athlon Sports

MW Defensive Player of the Year - MW Media

Team Captain

All-MW first team - MW Media

All-MW first team - Phil Steele Magazine

All-MW first team - Athlon Sports

All-MW first team - Lindy's Sports

All-MW first team - College Football Network

All-MW first team - Sports Info Solutions

No. 14 defensive edge in FBS - Lindy's Sports

MW's top-ranked player - College Football Network

Senior Bowl Top 300 Watch List

No. 3 NFL talent in MW - Lindy's Sports

No. 1 NFL draft eligible tackle in MW (No. 11 in FBS) - Phil Steele Magazine

MW's No. 3-ranked player - Nevada Sports Net

AZTECS NAME TEAM CAPTAINS

The San Diego State football team has named its captains for the 2025 season. The six captains chosen in a team vote include EDGE Trey White (San Diego/Eastlake High), center Ross Ulugalu-Maseuli (San Diego/Mater Dei High), cornerback Chris Johnson (Eastvale, Calif.), linebacker Tano Letuli (San Diego/Cathedral Catholic High), quarterback Jayden Denegal (Apple Valley, Calif.) and linebacker DJ Herman (Las Vegas).

White and Letuli become the first multi-time Aztec captains since J.J. Whittaker in 2014-15.

White has racked up a multitude of preseason awards, including the MW preseason defensive player of the year, and watch lists for the Chuck Bednarik Award (most outstanding defensive player), the Bronko Nagurski Trophy (national defensive player of the year) and the Senior Bowl Top 300, after earning first-team all-MW accolades in 2024. Last year, White totaled 60 tackles (40 solo), 18.5 tackles for loss (No. 1 in MW, No. 7 (tied) in FBS), 12.5 sacks (No. 1 in MW, No. 5 (tied) in FBS), two pass breakups and a forced fumble. White's 12.5 sacks were tied for the third most in SDSU single-season history.

Ulugalu-Maseuli enters his fifth year at SDSU as the most experienced offensive lineman on the team with 27 career starts. Ulugalu-Maseuli has been named a preseason first-team all-MW selection by Lindy's Sports and a second-team pick by Athlon Sports.

Johnson was an honorable-mention all-Mountain West performer last year, totaling 67 tackles, four pass breakups, three forced fumbles and an interception in 2024. He enters his final season with 103 tackles, four forced fumbles, five pass breakups and two interceptions, having played 36 of the team's 37 games since arriving on campus in 2022. Johnson joined White on the Senior Bowl Watch List.

A preseason all-MW selection, Letuli led the Aztecs last year with 70 tackles, despite missing two games with a broken hand. Letuli, an honorable mention pick in 2024, was a team captain last year, along with White the first underclassmen captains at San Diego State since Kevin O'Connell in 2005. He has also been named a first-team all-MW pick by Phil Steele Magazine, Athlon Sports, Lindy's Sports, College Football Network and Sports Info Solutions, while also recently making the Polynesian Player of the Year Watch List.

Denegal was recently named the team's starting quarterback for the opener with Stony Brook on Aug. 28 after spending three seasons at Michigan from 2022-24. Denegal was the backup quarterback to J.J. McCarthy for the Wolverines' national championship season in 2023. He appeared in seven games at Michigan, completing 4 of 5 passes for 50 yards and a touchdown, while also rushing four times for 10 yards. The Aug. 28 opener will be his first career start.

Herman has played in 36 games for his career, starting twice last year at linebacker. Herman has been one of the top special teams players in the country and could play on all five units this year - kickoff, kick return, punt, punt return and PAT/field goal.



MOUNTAIN WEST

2025 MW Standings

	MW	Pct.	Overall	Pct.
Fresno State	1-0	1.000	4-1	.800
Boise State	1-0	1.000	3-1	.750
Utah State	1-0	1.000	3-2	.600
Hawai'i	1-1	.500	4-2	.667
UNLV	0-0	.000	4-0	1.000
New Mexico	0-0	.000	3-1	.750
San Diego State	0-0	.000	3-1	.750
Wyoming	0-0	.000	2-2	.500
Colorado State	0-0	.000	1-3	.250
Nevada	0-0	.000	1-3	.250
San Jose State	0-0	.000	1-3	.250
Air Force	0-3	.000	1-3	.250

This Week in the Mountain West

Friday, Oct. 3

New Mexico at San Jose State, 7 p.m. PT	FS1
Colorado State at SDSU, 7:30 p.m. PT	CBSSN

Saturday, Oct. 4

Air Force at Navy, Noon ET	CBS
Boise State at Notre Dame, 3:30 p.m. ET	NBC
*UNLV at Wyoming, 5 p.m. MT	CBSSN
*Nevada at Fresno State, 7:30 p.m. PT	CBSSN

Last Week in the Mountain West

Saturday, Sept. 27

at Vanderbilt 55, Utah State 35
San Diego State 6, at Northern Illinois 3
*Hawai'i 44 at Air Force 35
at New Mexico 38, New Mexico State 20
Washington State 20, at Colorado State 3
at Boise State 47, Appalachian State 14
at Stanford 30, San Jose State 29

Charting the Regular-Season Opponents

Stony Brook (2-3, 1-1 CAA)		
A.28 at San Diego State	L, 0-42	
S.6 Rhode Island*	L, 17-31	
S.13 Fordham	W, 41-18	
S.20 at Lindenwood	L, 27-30	
S.27 Merrimack*	W, 35-10	
0.4 at Albany*	3:30 p.m. ET	
0.18 at Monmouth*	1 p.m. ET	
0.25 Towson*	3:30 p.m. ET	
N.1 at Maine*	1 p.m. ET	
N.8 North Carolina A&T*	Noon ET	
N.15 at Villanova*	1 p.m. ET	
N.22 Bryant*	Noon ET	

Washington State (3-2, 0-0 Pac-12)		
A.30 Idaho	W, 13-10	
S.6 San Diego State	W, 36-13	
S.13 at North Texas	L, 10-59	
S.20 Washington	L, 24-59	
S.27 at Colorado State	W, 20-3	
0.11 at Mississippi	11:45 a.m. CT	
0.18 at Virginia	7:30 p.m. ET	
0.25 Toledo	12:30 p.m. PT	
N.1 at Oregon State*	5 p.m. PT	
N.15 Louisiana Tech	7 p.m. PT	
N.22 at James Madison	TBA	
N.29 Oregon State*	3:30 p.m. PT	

California (4-1, 1-0 ACC)		
A.30 at Oregon State	W, 34-15	
S.6 Texas Southern	W, 35-3	
S.13 Minnesota	W, 27-14	
S.20 at San Diego State	L, 0-34	
S.27 at Boston College*	W, 28-24	
0.4 Duke*	11:30 a.m. PT	
0.17 North Carolina*	7:30 p.m. PT	
0.24 at Virginia Tech*	7:30 p.m. ET	
N.1 Virginia*	TBA	
N.8 at Louisville*	TBA	
N.22 at Stanford*	TBA	
N.30 SMU*	TBA	

Northern Illinois (1-3, 0-0 MAC)		
A.30 Holy Cross	W, 19-17	
S.5 at Maryland	L, 9-20	
S.20 at Mississippi State	L, 10-38	
S.27 San Diego State	L, 3-6	
0.4 Miami (Ohio)*	2:30 p.m. CT	
0.11 at Eastern Michigan*	TBA	
0.18 at Ohio*	TBA	
0.25 Ball State*	TBA	
N.5 at Toledo*	7 p.m. or 8 p.m. ET	
N.12 at UMass*	7 p.m. ET	
N.18 Western Michigan*	6 p.m. CT	
N.28 Kent State*	11 a.m. CT	

Colorado State (1-3, 0-0 MW)		
A.30 at Washington	L, 21-38	
S.6 Northern Colorado	W, 21-17	
S.20 UTSA	L, 16-17	
S.27 Washington State	L, 3-20	
0.3 at San Diego State*	7:30 p.m. PT	
0.10 Fresno State*	7 p.m. MT	
0.18 Hawai'i*	5 p.m. MT	
0.25 at Wyoming*	5:30 p.m. MT	
N.8 UNLV*	TBA	
N.15 at New Mexico*	1 p.m. MT	
N.22 at Boise State*	TBA	
N.28 Air Force*	TBA	

Nevada (1-3, 0-0 MW)		
A.30 at Penn State	L, 11-46	
S.6 Sacramento State	W, 20-17	
S.13 Middle Tennessee	L, 13-14	
S.20 at Western Kentucky	L, 16-31	
0.4 at Fresno State*	7:30 p.m. PT	
0.11 San Diego State*	7:30 p.m. PT	
0.18 at New Mexico*	TBA	
0.24 Boise State*	7 p.m. PT	
N.8 at Utah State*	5:30 p.m. MT	
N.15 San Jose State*	12:30 p.m. PT	
N.22 at Wyoming*	Noon MT	
N.39 UNLV	6 p.m. PT	

Fresno State (4-1, 1-0 MW)		
A.23 at Kansas	L, 7-31	
A.30 Georgia Southern	W, 42-14	
S.6 at Oregon State	W, 36-27	
S.13 Southern Univ.	W, 56-7	
S.20 at Hawai'i*	W, 23-21	
0.4 Nevada*	7:30 p.m. PT	
0.10 at Colorado State*	7 p.m. MT	
0.25 San Diego State*	TBA	
N.1 at Boise State*	TBA	
N.15 Wyoming*	TBA	
N.22 Utah State*	7:30 p.m. PT	
N.29 at San Jose State*	TBA	

Wyoming (2-2, 0-0 MW)		
A.28 at Akron	W, 10-0	
S.6 Northern Iowa	W, 31-7	
S.13 Utah	L, 6-31	
S.20 at Colorado	L, 20-37	
0.4 UNLV*	5 p.m. MT	
0.11 San Jose State*	5 p.m. MT	
0.18 at Air Force*	1:30 p.m. MT	
0.25 Colorado State*	5:30 p.m. MT	
N.1 at San Diego State*	4 p.m. PT	
N.15 at Fresno State*	TBA	
N.22 Nevada*	Noon MT	
N.29 at Hawai'i*	7 p.m. HT	

Hawai'i (4-2, 1-1 MW)		
A.23 Stanford	W, 23-20	
A.30 at Arizona	L, 6-40	
S.6 Sam Houston	W, 37-20	
S.13 Portland State	W, 23-3	
S.20 Fresno State*	L, 21-23	
S.27 at Air Force*	W, 44-35	
0.11 Utah State*	6 p.m. HT	
0.18 at Colorado State*	4 p.m. MT	
N.1 at San Jose State*	6:30 p.m. PT	
N.8 San Diego State*	6 p.m. HT	
N.21 at UNLV*	7:30 p.m. PT	
N.29 Wyoming*	6 p.m. HT	

Boise State (3-1, 1-0 MW)		
A.28 at South Florida	L, 7-34	
S.5 Eastern Washington	W, 51-14	
S.20 at Air Force*	W, 49-37	
S.27 Appalachian State	W, 47-14	
0.4 at Notre Dame	3:30 p.m. ET	
0.11 New Mexico*	TBA	
0.18 UNLV*	TBA	
0.24 at Nevada*	7 p.m. PT	
N.1 Fresno State*	TBA	
N.15 at San Diego State*	7:30 p.m. PT	
N.22 Colorado State*	TBA	
N.28 at Utah State*	2 p.m. MT	

San Jose State (1-3, 0-0 MW)		
A.29 Central Michigan	L, 14-16	
S.6 at Texas	L, 7-38	
S.20 Idaho	W, 31-28	
S.27 at Stanford	L, 29-30	
0.3 New Mexico*	7 p.m. PT	
0.11 at Wyoming*	5 p.m. MT	
0.17 at Utah State*	7 p.m. MT	
N.1 Hawai'i*	7:30 p.m. PT	
N.8 Air Force*	TBA	
N.15 at Nevada*	12:30 p.m. PT	
N.22 San Diego State*	TBA	
N.29 Fresno State*	TBA	

New Mexico (3-1, 0-0 MW)		
A.30 at Michigan	L, 17-34	
S.6 Idaho State	W, 32-22	
S.12 at UCLA	W, 35-10	
S.27 New Mexico State	W, 38-20	
0.3 at San Jose State*	7 p.m. PT	
0.11 at Boise State*	TBA	
0.18 Nevada*	TBA	
0.25 Utah State*	1 p.m. MT	
N.1 at UNLV*	12 p.m. PT	
N.15 Colorado State*	1 p.m. MT	
N.22 at Air Force*	5 p.m. MT	
N.28 San Diego State*	1:30 p.m. MT	

LEWIS' SITUATIONAL RECORD

Overall	30-41
at San Diego State	6-10
at Kent State	24-31
Home	19-11
San Diego, Calif.	4-4
Kent, Ohio	15-7
Road	10-28
at San Diego State	2-6
at Kent State	8-22
Neutral	1-2
Scoring 50+ Points	8-0
Scoring 40+ Points	14-1
Scoring 30+ Points	23-8
Scoring 20+ Points	29-24
Allowing 20- Points	23-31
Conference Games	20-22
MW Games	2-5
MAC Games	18-17
3-Points or Closer	8-6
7-Points or Closer	15-12

BOWL GAMES AS A COACH

Kent State

2021 Famous Idaho Potato Bowl

2019 Frisco Bowl

NATIONAL OFFENSIVE RANKS

At Colorado (offensive coordinator)**2023**

When Lewis was offensive coordinator:

- 6th in passing (330.0)

- 39th in scoring (32.1)

After Lewis was offensive coordinator:

- 59th in passing (224.0)

- 100th in scoring (20.3)

At Kent State (head coach/offensive coordinator)**2021**

- 3rd in rushing (248.6)

- 3rd in first downs (364)

- 4th in total offense (495.2)

- 30th in scoring (33.0)

2020

- 1st in scoring (49.8)

- 1st in total offense (606.5)

- 2nd in pass efficiency rating (191.2)

- 2nd in third down conversion percentage (56.1)

- 3rd in rushing (283.0)

- 3rd in fourth down conversion percentage (87.5)

- 10th in passing (323.5)

At Syracuse (co-offensive coordinator)**2017**

- 18th in passing (294.8)

- 23rd in total offense (456.3)

2016

- 11th in passing (321.3)

At Bowling Green (co-offensive coordinator)**2015**

- 4th in total offense (546.8)

- 6th in scoring (42.2)



SEAN LEWIS

Second Season As San Diego State Head Coach (6-10)

7th Season Overall As Head Coach (30-41)

COACHING HIGHLIGHTS

- Has amassed 13 years of coaching experience at the collegiate level with stops at Nebraska Omaha (2008), Akron (2011), Eastern Illinois (2012-13), Bowling Green (2014-15), Syracuse (2016-17), Kent State (2018-22) and Colorado (2023) prior to coming to The Mesa.
- One of the most innovative minds in college football over the past decade, he's seen his offenses consistently rank among the nation's leaders at each of his last four stops including the nation's highest scoring offense and best total offense at Kent State during the 2020 season - 49.8 points per game and 606.5 yards per game.
- Led Kent State to their first two bowl games in program history, appearing in the 2019 Tropical Smoothie Cafe Frisco Bowl and 2021 Famous Idaho Potato Bowl. The 2019 Frisco Bowl was also the program's first ever bowl victory, topping Utah State 51-41.
- Excluding Power 5 games, Lewis owns a 29-25 record as a head coach.

OTHER COACHING EXPERIENCE

- Served as the offensive coordinator/quarterbacks coach at Colorado under head coach Deion Sanders in 2023. While serving as the offensive coordinator, the Buffaloes ranked sixth in passing (330.0) and 39th in scoring (32.1).
- In five seasons at the Kent State helm, Lewis transformed a moribund program into an offensive juggernaut, with his 2021 team setting school records for plays (1,052), total yards (6,907), rushing yards (3,482), passing yards (3,425) and first downs (362). That season, the Golden Flashes boasted the third-best rushing attack in the nation while ranking fourth in total offense (495.2) ultimately clinching their second postseason berth under Lewis in the Famous Idaho Potato Bowl.
- During a shortened 2020 season, Lewis guided the Golden Flashes to a 3-1 mark, securing the program's first back-to-back winning records since 1976-77. The FlashFAST offense was on full display in those four games, leading the nation in total offense (606.5) and scoring offense (49.75) as well as ranking second in pass efficiency (191.2) and third down conversion (56.1), third in rushing (283.0) and fourth down conversion percentage (87.5), and 10th in passing (323.5).
- Lewis' 2019 season was tied for the eighth-best improvement in FBS with five additional wins from the previous year, finishing with a 7-6 overall record.
- Under Lewis' tutelage, 28 Golden Flash players earned all-conference honors and a MAC Player of the Year with quarterback Dustin Crum garnering the award in 2021.
- Prior to Kent State, Lewis spent two seasons at Syracuse where his Orange offense set or tied over 40 school records in 2017 including passing yards in a season (3,855), while its 5,290 total yards of total offense ranked second in program history.
- With Lewis on staff as the co-offensive coordinator and quarterbacks coach, Bowling Green ranked fourth nationally in total offense (546.8) during the 2015 campaign while also ranking sixth in scoring offense (42.2 ppg).
- On an individual in 2015, Falcon quarterback, and current SDSU quarterbacks coach, Matt Johnson collected MAC Offensive Player of the Year honors after finishing second nationally in both passing yards (4,946) and touchdown passes (46).

PLAYING EXPERIENCE:

- Lewis played at Wisconsin under legendary head coach Barry Alvarez, competing at quarterback and tight end.
- He received a pair of Big Ten all-academic honors before graduating in 2007 with a degree in agricultural sciences.

PERSONAL:

- Lewis and his wife, Sarah, have been together since high school and have two children. Their son, Rory, is nine years old and daughter, Kiera, is five.

■ Sean Lewis Head Coaching Record

Year	Record	League	Finish	Home	Away	Neutral	Bowl Game
2018	Kent State	2-10	1-7	6th (East)	1-4	1-6	0-0
2019	Kent State	7-6	5-3	4th (East)	4-1	2-5	1-0
2020	Kent State	3-1	2-1	2nd (East)	2-0	1-1	0-0
2021	Kent State	7-7	6-2	1st (East)	5-0	2-5	0-2
2022	Kent State	5-7	4-4	5th (East)	3-2	2-5	0-0
KSU TOTALS	24-31	18-17		15-7	8-22	1-2	2 Bowl Appearances
2024	San Diego State	3-9	2-5	T-11th	2-4	1-5	0-0
2025	San Diego State	3-1	0-0		2-0	1-1	0-0
SDSU TOTALS	6-10	2-5		4-4	2-6	0-0	
OVERALL TOTALS	30-41	20-22		19-11	10-28	1-2	2 Bowl Appearances

AZTEC COACHING STAFF



Zac Barton

FIELD

Special Teams Coord./TEs, 2nd Year (Bloomsburg '06)

- In second season on The Mesa, joining Coach Lewis on Dec. 5, 2023.
- Spent 2023 at Kansas as a special team analyst, where the Jayhawks ranked seventh in FBS in special teams according to PFF.
- Worked alongside Coach Lewis at Kent State from 2018-22 as the special teams coordinator of the Golden Flashes.
- Also had coaching stops at Winona State (2007-09, 2012-17), Memphis (2011) and Nebraska Omaha (2010).



Rob Aurich

FIELD

Def. Coordinator/LBs, 2nd Year (Minnesota Duluth '10)

- In his first season as the defensive coordinator at SDSU and second year overall, joining the Aztec staff on Dec. 15, 2023.
- Spent two seasons at the University of Idaho, helping the Vandals to a No. 4 ranking and their first ever FCS postseason victory in 2023.
- Coached at South Dakota for four seasons (2018-21), mentoring 12 all-MVFC selections and two all-Americans.
- Started his coaching career at Bemidji State (2014-17). As the defensive coordinator for his final three seasons, the Beavers went 24-10 and featured a top-25 defense.



Matt Johnson

BOX

Off. Coordinator/QBs, 2nd Year (Bowling Green '16)

- In his first season as the offensive coordinator at SDSU and second year overall, joining the staff on Dec. 5, 2023.
- Played for Coach Lewis at Bowling Green and coached alongside him at both Syracuse and Kent State.
- Helped guide the KSU offense to school records and the program's first ever bowl victory at the Tropical Smoothie Cafe Frisco Bowl in 2019.
- Started at quarterback for three years at Bowling Green, earning 2015 MAC PotY honors.



Mike Schmidt

FIELD

Run Game Coordinator/OL, 11th Year (SDSU '08)

- Enters the second year of his second stint as a full-time staffer at SDSU, also coaching from 2012-20. Was also a GA from 2009-11.
- Coached at Syracuse and Mississippi State between stints.
- From 2012-19, Schmidt's offensive line helped the Aztecs to 10-straight bowl games and established it as one of the top rushing programs in the country, ranking top 25 in yards per carry, yards per game and touchdowns.
- A former walk-on at San Diego State from 2005-08, served as team captain as a senior.



Lanear Sampson

FIELD

Pass Game Coordinator/WRs, 2nd Year (Baylor '12)

- Is in his second season at SDSU, coming to SDSU on Dec. 11, 2023.
- Spent two seasons as a coordinator at Austin Peay. Helped lead the Governors to a perfect 6-0 mark in ASUN play in 2023.
- Has coaching stops at Syracuse (2021, 2016-17), Central Florida (2020), McNeese State (2019) and Missouri State (2018).
- Finished fifth on Baylor's all-time receptions list and 10th in receiving yards before going pro and playing with the Colts, Cowboys and Steelers.



Demetrius Sumler

FIELD

Def. Pass Game. Coord./CBs, 9th Year (Colorado '11)

- Was elevated to a full-time assistant coach in 2018 and then defensive pass game coordinator in Jan. 2025. Will work with the Aztec cornerbacks for the eighth straight year after spending two years as a GA.
- Has mentored nine all-MW selections and had three of his defensive backs make NFL teams following their time on The Mesa.
- Earned all-conference honors at Central Washington in 2012 as a running back following three years at Colorado.



Darian Hagan

FIELD

Running Backs, 2nd Year (Colorado '91)

- In his second season at San Diego State, coming over with Coach Lewis from Colorado on Dec. 6, 2023.
- Spent 20 seasons on the CU staff, including 13 non-consecutive seasons as the school's running backs coach.
- Played his collegiate career with the Buffaloes as well, winning the 1989 Sporting News Player of the Year Award and the 1990 National Championship.
- Starring at quarterback, became the sixth player in NCAA history to run and pass for over 1,000 yards in the same season.



David Lose

FIELD

Defensive Line, 2nd Year (Oregon State '04)

- Joined the Aztec coaching staff on Mar. 1, 2024.
- Coached two seasons (2022-23) at Idaho mentoring a defensive line that allowed just 306.8 yards of total offense, 14th best in all of FCS.
- Has also coached at Oregon State (2019-21), Portland State (2017-18), Washington State (2011-16) and Saint Paul College (2009-10).
- Played at Oregon State, starting 18 games and playing on the Beavers' co-PAC-12 title Fiesta Bowl championship team in 2001.




Roy Manning

FIELD

EDGES, 1st Year (Michigan '04)

- In his first season at SDSU, joining the staff in January 2025.
- Has nearly 15 years of coaching experience at seven different Power 5, where he coached in 11 bowl games and three conference championship game.
- Most recently served as OLB coach at USC (2022-23), preceded by stints at Oklahoma (2019-21), UCLA (2018), Washington State (2015-17), Michigan (2013-14) and Cincinnati (2012).



C.J. McGorisk

BOX

Safeties, 2nd Year (Michigan '16)

- In his second season at SDSU (joined staff on Dec. 15, 2023).
- Served as a defensive quality control coach at Washington, helping UW earn a CFP berth as the No. 2 seed and PAC-12 Champions.
- Has also coached at Indiana, Wake Forest, Fresno State and his alma mater, Michigan.
- Has helped mentor nine all-conference recipients in his young coaching career, and coached in three bowl games and two conference championship games.

SAN DIEGO STATE ROSTER

* Granted a medical redshirt waiver for previous season earning a year of eligibility.

^ Utilizing extra year of eligibility offered by the NCAA due to junior college ruling.

Alphabetical

No.	Name	Pos.
13	Acevedo, Nathan	WR
19	Adams, Seth	TE
67	Afalava, Tuimalu	DL
89	Alvarez, Jacob	TE
96	Ames, Marlon	DL
38	Amituanai, Lucan	EDGE
42	Anderson, Brady	LB
31	Badie, Jared	EDGE
79	Baker, Mason	OL
18	Ban, Arthur	TE
90	Benjamin, Sam	DL
69	Bleszynski, Alex	OL
78	Borjon, Joe	OL
17	Bostick, Jacob	WR
14	Brown, Donovan	WR
6	Butler, Eric	S
23	Buxton, Isaiah	CB
43	Cardwell, Braylon	CB
21	Cardwell Jr., Byron	RB
12	Chambliss, Owen	LB
50	Chavez, Tyson	LS
16	Cianfrini, Will	WR
54	Clay, Krishna	DL
18	Clegg, Nick	K
91	Comier, Amari	DL
36	Cornelius, Kodi	TE
24	Cox, Josiah	S
68	Craft Jr., Delon	OL
12	Crum, Kyle	QB
48	Davis, Kainoa	DL
4	Denegal, Jayden	QB
89	Dorje, Tashi	P
61	Duarte, Chase	OL
97	Dupuy, Sidney	DL
76	Ellis, Kalan	OL
5	Emanuel Jr., Bert	QB
46	Eyafe, Oberhiri	S
55	Finau, Malachi	DL
72	Fincher, Dallas	OL
15	Ford, Jackson	TE
57	Fuimaono, Saipale	OL
22	Garrison, Max	S
93	Green, Hunter	P
35	Haines, Hunter	S
15	Hamlett, Xavier	CB
34	Harrington, Dean	LB
73	Hastings, Anthony	OL
82	Hawkins, Jaylon	WR
10	Henderson, Ryan	EDGE
45	Herman, DJ	LB
39	Herranen, Eemil	P
29	Hunter, Josh	S
47	Irons, Connor	TE
1	Johnson, Chris	CB
70	Jones, Christian	OL
71	Kannike, Bayo	OL
53	Kassim, Ikbal	OL
52	Kendricks, Jayden	LB
44	King, Niles	EDGE
20	Kitt-Denton, Myles	WR
21	Letuli, Tano	LB
95	Lua, Jack	TE
14	Magee, Jatavious	S
98	Martinson, Tatuo	DL
77	May, Cam	OL
85	McClure, Jerry	WR
17	McCuin, Deshawn	S
26	McDougle, Dwayne	S
20	McLaughlin, Jelani	S
30	Mialovski, JP	QB

Numerical

No.	Name	Pos.	Ht.	Wt.	Yr.	Exp.	Hometown (High School/College)
0	Bryce Phillips^	CB	6-0	195	Sr.	1L	Long Beach, Calif. (La Habra High/Tennessee State)
1	Chris Johnson	CB	6-0	195	Sr.	3L	Eastvale, Calif. (Eleanor Roosevelt High)
2	Jordan Napier	WR	6-2	205	So.	1L	Fontana, Calif. (Jurupa Hills High)
2	Trey White	EDGE	6-2	255	Jr.	2L	San Diego, Calif. (Eastlake High)
4	Jayden Denegal	QB	6-5	230	Jr.	TR	Apple Valley, Calif. (Apple Valley High/Michigan)
5	Bert Emanuel Jr.	QB	6-3	230	Jr.	TR	Houston, Texas (Ridge Point High/Central Michigan)
6	Eric Butler	S	6-2	195	Sr.	3L	Corona, Calif. (Centennial High)
7	Lucky Sutton	RB	6-1	225	Jr.	SQ	San Diego, Calif. (Cathedral Catholic High)
9	Dalesean Staley	S	6-1	190	Jr.	1L	Kansas City, Mo. (Blue Springs High/Northern Iowa)
10	Ryan Henderson	EDGE	6-3	250	Jr.	2L	Las Vegas, Nev. (Canyon Springs High)
10	Parker Threatt	WR	6-1	200	Fr.	RS	San Jose, Calif. (Bellarmine College Prep)
11	Gabriel Plascencia	K	6-0	245	Sr.	1L	Oakland, Calif. (Bishop O'Dowd High/College of San Mateo)
11	Mikey Welsh	WR	5-9	170	Jr.	1L	Servite, Calif. (Servite High)
12	Owen Chambliss	LB	6-3	230	So.	1L	Corona, Calif. (Centennial High/Utah)
12	Kyle Crum	QB	6-3	195	Jr.	SQ	Norco, Calif. (Norco High)
13	Nathan Acevedo	WR	5-10	170	Jr.	TR	San Diego, Calif. (Lincoln High/Fresno State)
13	Prince Williams	CB	6-2	195	Fr.	RS	Westlake Village, Calif. (Oaks Christian High)
14	Donovan Brown	WR	6-2	180	Jr.	TR	Montgomery Village, Md. (Quince Orchard High/Monroe Univ.)
14	Jatavious Magee	S	6-1	205	Sr.	3L	Federal Way, Wash. (Federal Way High)
15	Jackson Ford	TE	6-6	250	So.	TR	Melissa, Texas (Melissa High/Tulsa)
15	Xavier Hamlett	CB	5-9	175	Sr.	1L	San Diego, Calif. (Lincoln High/Grossmont College)
16	Will Cianfrini	WR	6-4	190	Fr.	RS	Galveston, Texas (Carlsbad High (Calif.))
16	Jelani Whitmore	CB	6-0	185	Sr.	2L	Rialto, Calif. (Carter High)
17	Jacob Bostick	WR	6-3	190	Jr.	TR	Palatine Ill. (Palatine High/Texas A&M)
17	Deshawn McCuin*	S	6-0	195	Sr.	2L	Jacksonville, Texas (Jacksonville High/TCU)
18	Arthur Ban	TE	6-5	240	Fr.	RS	Vancouver, Wash. (Evergreen High)
18	Nick Clegg	K	6-1	175	Fr.	RS	Gilbert, Ariz. (Williams Field High)
19	Seth Adams	TE	6-2	260	Sr.	TR	Dawsonville, Ga. (Dawson County High/Southeastern Louisiana)
20	Myles Kitt-Denton	WR	5-11	195	Sr.	TR	Pearland, Texas (Dawson High/Northwestern State)
20	Jelani McLaughlin	S	6-0	205	So.	1L	San Jacinto, Calif. (Citrus Valley High)
21	Byron Cardwell Jr.	RB	6-0	220	Sr.	TR	San Diego, Calif. (Morse High/California)
21	Tano Letuli	LB	6-2	240	Jr.	1L	San Diego, Calif. (Cathedral Catholic High/Army)
22	Max Garrison	S	5-10	195	Jr.	2L	Pasadena, Calif. (St. Francis HS)
23	Isaiah Buxton	CB	6-0	180	Fr.	RS	San Diego, Calif. (Mater Dei High)
23	Christian Washington	RB	5-10	205	Jr.	TR	San Diego, Calif. (Helix High/Coastal Carolina)
24	Josiah Cox	S	6-1	197	Jr.	TR	San Diego, Calif. (Lincoln High/New Mexico State)
26	Dwayne McDougle	S	5-11	208	Jr.	TR	Oakland, Calif. (McClymonds High/Idaho)
27	Brian Pierce Jr.	WR	5-10	180	Sr.	TR	Richmond, Calif. (Pittsburg High/College of San Mateo)
29	Josh Hunter	S	5-9	180	Jr.	2L	Temecula, Calif. (Mater Dei High)
29	Jordin Thomas	RB	5-8	205	Fr.	HS	Tracy, Calif. (Lincoln High)
30	JP Mialovski	QB	6-2	205	Fr.	HS	Long Beach, Calif. (Milliken High)
30	Jeremiah Tuileila	LB	6-3	255	Fr.	HS	Sacramento, Calif. (Grant Union High)
31	Jared Badie	EDGE	6-3	225	Jr.	SQ	Aurora, Ill. (Oswego East High/Illinois)
32	Tanner Williams	LB	6-1	225	Fr.	RS	Orange, Calif. (Mater Dei High/Utah State)
33	Brady Nassor	EDGE	6-5	255	Jr.	2L	Pleasanton, Calif. (Amador Valley High)
34	Dean Harrington	LB	6-2	227	Fr.	RS	Thousand Oaks, Calif. (Thousand Oaks High)
35	Hunter Haines	S	6-2	205	Fr.	TR	West Linn, Ore. (West Linn High/Washington State)
36	Kodi Cornelius	TE	6-0	300	Fr.	RS	Petaluma, Calif. (Casa Grande High)
36	Kaimana Tufaga	S	6-0	200	Fr.	HS	Whittier, Calif. (La Serna High)
37	Chase Shumate	S	5-11	190	Fr.	HS	Detroit, Mich. (Mountain Pointe High (Ariz.))
38	Lucan Amituanai	EDGE	6-4	240	Fr.	HS	Sacramento, Calif. (Elk Grove High)
39	Eemil Herranen	P	6-2	210	Jr.	RS	Helsinki, Finland (Del Norte High/Northern Arizona)
40	Cincere Rhaney	RB	5-9	205	Fr.	RS	Gardena, Calif. (Junipero Serra High)
40	Charlie Stewart	EDGE	6-1	230	Sr.	SQ	Los Angeles, Calif. (St. Francis High/Glendale Community College)
41	Draiden Trudeau	QB	6-0	190	Fr.	HS	Mission Viejo, Calif. (Mission Viejo High)
41	Mister Williams	LB	6-1	245	Sr.	TR	Canoga Park, Calif. (Oaks Christian High/Incarinate Word)
42	Brady Anderson	LB	6-2	230	Sr.	3L	Bakersfield, Calif. (Liberty High)
43	Braylon Cardwell	CB	6-1	190	Fr.	HS	Spring Valley, Calif. (Mount Miguel High)
44	Niles King	EDGE	6-6	260	Sr.	TR	Southfield, Mich. (West Bloomfield High/Grand Valley State)
45	DJ Herman	LB	6-2	240	Sr.	3L	Las Vegas, Nev. (Bishop Gorman High)
46	Oberhiri Eyafe	S	6-3	205	Fr.	TR	Andover, Minn. (Andover High/Minnesota)
47	Connor Irons	TE	6-7	245	Fr.	TR	Fullerton, Calif. (Sunny Hills High/Air Force)
48	Kainoa Davis	DL	6-1	275	Fr.	TR	Temecula, Calif. (Mater Dei High/Charlotte)
50	Tyson Chavez	LS	6-2	230	Jr.	SQ	San Marcos, Calif. (Mission Hills High)
52	Jayden Kendricks	LB	6-2	225	Jr.	SQ	Chula Vista, Calif. (Eastlake High)
53	Ikbal Kassim	OL	6-2	315	Fr.	HS	Corona, Calif. (Centennial High)
54	Krishna Clay	DL	6-2	295	Jr.	1L	Vacaville, Calif. (Wood High/College of San Mateo)
55	Malachi Finau	DL	6-1	295	Jr.	TR	Los Angeles, Calif. (St. John Bosco High/Hawai'i)
56	August Salvati	DL	6-3	245	Jr.	TR	Clearwater, Fla. (Clearwater High/Florida Atlantic)
57	Saipale Fuimaono	OL	6-4	300	Sr.	1L	Auto, American Samoa (Fagaitua High/Allan Hancock College)

* Granted a medical redshirt waiver for previous season earning a year of eligibility.

^ Utilizing extra year of eligibility offered by the NCAA due to junior college ruling.

Numerical

No.	Name	Pos.	Ht.	Wt.	Yr.	Exp.	Hometown (High School/College)
58	Etene Pritchard	LB	6-1	200	Fr.	HS	Pittsburg, Calif. (Pittsburg High)
60	Connor Paulson	LS	5-11	205	Fr.	RS	Danville, Calif. (San Ramon Valley High)
61	Chase Duarte	OL	6-5	305	Fr.	HS	Concord, Calif. (Clayton Valley Charter High)
62	Ashdon Wnetrzak	OL	6-8	335	Fr.	HS	Los Angeles, Calif. (Sierra Canyon High)
63	Ross Ulugalu-Maseuli	OL	6-4	335	Sr.	3L	San Diego, Calif. (Mater Dei High)
64	Luke Williams	LS	6-0	220	Jr.	TR	Chino Hills, Calif. (Ayala High/College of San Mateo)
67	Tiumala Afalava	DL	6-2	285	So.	SQ	Baldwin Park, Calif. (Bishop Amat High/California)
68	Delon Craft Jr.	OL	6-5	290	Fr.	HS	Richmond, Calif. (Salesian College Preparatory)
69	Alex Bleszynski	OL	6-2	295	Fr.	HS	Santa Ana, Calif. (Mater Dei High)
70	Christian Jones	OL	6-9	335	Sr.	3L	San Luis Obispo, Calif. (San Luis Obispo High)
71	Bayo Kannike	OL	6-4	340	Sr.	TR	Los Angeles, Calif. (Eleanor Roosevelt High/Utah Tech)
72	Dallas Fincher	OL	6-4	310	Sr.	TR	Grand Rapids, Mich. (Kentwood High/Michigan State)
73	Anthony Hastings	OL	6-3	280	Fr.	HS	Newport Beach, Calif. (Corona Del Mar High)
75	Michael Leville Watkins	OL	6-2	310	Fr.	TR	Glendale, Ariz. (Apollo High/Washington)
76	Kalan Ellis	OL	6-5	350	Jr.	TR	Waimanalo, Hawaii (St. Louis School/Syracuse)
77	Cam May	OL	6-7	310	Jr.	TR	Detroit, Mich. (Southeastern High/Howard)
78	Joe Borjon	OL	6-8	338	Sr.	SQ	La Puente, Calif. (Nogales High/Arizona)
79	Mason Baker	OL	6-7	380	So.	TR	Modesto, Calif. (Big Valley High/American River College)
81	Tim Netane	WR	6-5	220	Sr.	SQ	San Mateo, Calif. (Saint Francis High/College of San Mateo)
82	Jaylon Hawkins	WR	6-0	175	Fr.	HS	Argyle, Texas (Liberty Christian High)
84	Ben Scolari	WR	6-2	195	Fr.	RS	Reno, Nev. (Bishop Manogue High)
85	Jerry McClure	WR	6-1	205	So.	SQ	Coronado, Calif. (Mater Dei High/UCLA)
87	Marcus Mozer	WR	6-3	205	Fr.	HS	Fort Collins, Colo. (Fossil Ridge High)
88	Ryan Wolfer	TE	6-5	235	Fr.	RS	Peoria, Ariz. (Liberty High)
89	Jacob Alvarez	TE	6-3	260	Fr.	HS	Murrieta, Calif. (Murrieta Valley High)
89	Tashi Dorje	P	6-2	205	Jr.	TR	Brentwood, Calif. (Liberty High/College of San Mateo)
90	Sam Benjamin	DL	6-4	290	Sr.	1L	Oro Valley, Ariz. (Ironwood Ridge High/Arizona State)
91	Amari Comier	DL	6-2	295	Jr.	TR	East Oakland, Calif. (Clayton Valley High/Diablo Valley College)
92	De'yhare Overstreet-Glover	WR	5-9	165	Jr.	TR	San Diego, Calif. (Mater Dei Catholic High/Snow College)
93	Hunter Green	P	6-4	225	Jr.	TR	Redmond, Wash. (Lake Washington High/Northern Colorado)
94	Teivis Tuioti	DL	6-4	295	Sr.	1L	Laie, Hawaii (Southeast High (Neb.)/Colorado State)
95	Jack Lua	TE	6-5	240	Fr.	HS	Eastvale, Calif. (Eleanor Roosevelt High)
96	Marlon Ames	DL	6-2	208	Fr.	HS	Lakeside, Calif. (El Capitan High)
97	Sidney Dupuy	DL	6-5	275	Fr.	HS	San Diego, Calif. (Cathedral Catholic High)
98	^Tatuo Martinson	DL	6-1	300	Sr.	TR	Loomis, Calif. (Del Oro High/UNLV)
99	Brian Townsend Jr.	EDGE	6-4	240	Fr.	HS	Las Vegas, Nev. (Arbor View High)

Alphabetical

No.	Name	Pos.
87	Mozer, Marcus	WR
2	Napier, Jordan	WR
33	Nassar, Brady	EDGE
81	Netane, Tim	WR
92	Overstreet-Glover, De'yhare	WR
0	Phillips, Bryce	CB
11	Plascencia, Gabriel	K
60	Paulson, Connor	LS
27	Pierce Jr., Brian	WR
58	Pritchard, Etene	LB
40	Rhane, Cincere	RB
56	Salvati, August	DL
84	Scolari, Ben	WR
37	Shumate, Chase	S
9	Staley, Dalesean	S
40	Stewart, Charlie	EDGE
7	Sutton, Lucky	RB
29	Thomas, Jordin	RB
10	Threatt, Parker	WR
99	Townsend Jr., Brian	EDGE
41	Trudeau, Draiden	QB
36	Tufaga, Kaimana	S
30	Tuileila, Jeremiah	LB
94	Tuioti, Teivis	DL
63	Ulugalu-Maseuli, Ross	OL
23	Washington, Christian	RB
75	Watkins, Michael Leville	OL
11	Welsh, Mikey	WR
2	White, Trey	EDGE
16	Whitmore, Jelani	CB
64	Williams, Luke	LS
41	Williams, Mister	LB
13	Williams, Prince	S
32	Williams, Tanner	LB
62	Wnetrzak, Ashdon	OL
88	Wolfer, Ryan	TE
* - Duplicate Number		

COACHING STAFF

Sean Lewis (Wisconsin '07), Head Coach, 2nd season; **Zac Barton** (Bloomsburg Univ. '06, Winona State '09), Associate Head Coach/Special Teams Coordinator, 2nd season; **Rob Aurich** (Minnesota Duluth '10, Bemidji State '15) Defensive Coordinator/Linebackers, 1st season as DC/2nd season overall; **Matt Johnson** (Bowling Green '16) Offensive Coordinator/Quarterbacks, 1st season as OC/2nd season overall; **Laneer Sampson** (Baylor '12, Syracuse '18) Off. Pass Game Coordinator/Wide Receivers, 2nd season; **Mike Schmidt** (San Diego State '09), Run Game Coordinator/Offensive Line, 1st season in second stint/12th season overall at SDSU; **Demetrius Sumler** (Colorado '11), Def. Pass Game Coordinator/Cornerbacks, 1st season as coord./8th season as CB Coach/10th overall; **Darian Hagan** (Colorado '96) Running Backs, 2nd season; **David Lose** (Oregon State '04, Washington State '14) Defensive Line, 2nd season; **Roy Manning** (Michigan (Michigan '04), EDGs, 1st season; **C.J. McGorisk** (Michigan '16) Safeties, 2nd season; **Ryan Lindley** (San Diego State '11) Senior Offensive Analyst, 2nd season/4th season overall at SDSU; **Tyler Sutton** (Redlands '08), Defensive Analyst, 1st season; **Tahj Capehart** (Arizona '20) Graduate Assistant, 2nd season/3rd season overall at SDSU; **Jayden Dawson** (Idaho State '21) Graduate Assistant, 2nd season; **Parker Houston** (San Diego State '19) Graduate Assistant, 3rd season; **Kyle Moretti** (San Diego State '24) Graduate Assistant, 1st season; **Ruben Pena** (Hawaii '15), Assistant AD/Football Chief of Staff, 1st season/8th overall at SDSU; **Jeff Sobol** (Eastern Illinois '08) Head of Football Performance, 2nd season; **Chris Gordert** (San Diego State '12) Assistant Strength and Condition Coach, 1st season.

PRONUNCIATION GUIDE

No. 9 Dalesean Staley	dayl-shawn
No. 17 Deshawn McQuin	mc-queue-en
No. 21 Tano Letuli	taw-no leh-tool-ee
No. 30 JP Mialovski	mee-uh-lawv-skee
No. 30 Jeremiah Tuileila	too-ee-lay-la
No. 31 Jared Badie	bay-dee
No. 36 Kaimana Tufaga	kai-uh-mawn-uh too-fong-uh
No. 38 Lucan Amituanai	lew-can aw-mih-too-awn-ey
No. 39 Emil Herranen	emmil her-ran-en
No. 46 Oberhiri Eyate	oh-ber-reer-ee ee-i-fay
No. 48 Kainola Davis	kuh-no-uh

No. 53 Ikbalh Kassim	ick-ball kuh-sim
No. 56 August Salvati	sal-vaw-tee
No. 57 Saipale Fuimaono	psy-paul-eh twee-maw-oh-know
No. 58 Etene Pritchard	ee-tee-in
No. 62 Ashdon Wnetrzak	when-trick
No. 63 Ross Ulugalu-Maseuli	oo-loo-gaw-loo mah-say-oo-lee
No. 67 Tiumala Afalava	tee-u-mah-loo off-ah-lava
No. 71 Bayo Kannike	bye-oh cah-neek-ee
No. 76 Kalan Ellis	kay-len
No. 78 Joe Borjon	bore-zhon
No. 81 Tim Netane	knee-tawn-ee

No. 89 Tashi Dorje	taw-she dor-jee
No. 91 Amari Comier	co-mee-ay
No. 94 Teivis Tuioti	tay-viss too-ee-oh-tee
No. 97 Sidney Dupuy	doo-poy

Laneer Sampson	luh-near
Rob Aurich	OAR-itch
David Lose	low-say

SDSU TWO-DEEP vs. COLORADO STATE

^ Utilizing extra year of eligibility offered by the NCAA due to COVID-19; **Players in red** are returning starters from the 2024 season. Underlined players are newcomers or freshmen who redshirted last year.

OFFENSE

LEFT TACKLE (LT)	GP	GS
70 Christian Jones, 6-9, 335, Sr.***	41	22
<u>77 Cam May, 6-7, 310, Jr.-TR</u>	<u>23</u>	<u>11</u>

LEFT GUARD (LG)

<u>76 Kalan Ellis, 6-5, 350, Jr.-TR</u>	<u>25</u>	<u>18</u>
<u>57 Saipale Fuimaono, 6-4, 300, Sr.*</u>	<u>11</u>	<u>1</u>

CENTER (C)

63 Ross Ulugalu-Maseuli, 6-4, 335, Sr.***	35	32
<u>57 Saipale Fuimaono, 6-4, 300, Sr.*</u>	<u>11</u>	<u>1</u>

RIGHT GUARD (RG)

<u>71 Bayo Kannike, 6-6, 300, Sr.-TR</u>	<u>42</u>	<u>34</u>
<u>61 Chase Duarte, 6-5, 305, Fr.-HS</u>	<u>2</u>	<u>0</u>

RIGHT TACKLE (RT)

<u>78 Joe Borjon, 6-8, 338, Sr.-SQ</u>	<u>11</u>	<u>8</u>
<u>77 Cam May, 6-7, 310, Jr.-TR</u>	<u>23</u>	<u>11</u>

TIGHT END (TE)

<u>19 Seth Adams, 6-2, 260, Sr.-TR</u>	<u>34</u>	<u>22</u>
<u>15 Jackson Ford, 6-6, 250, So.-TR</u>	<u>13</u>	<u>0</u>
or88 Ryan Wolfer, 6-5, 235, Fr.-RS	4	0
or18 Arthur Ban, 6-5, 240, Fr.-RS	3	0

QUARTERBACK (QB)

<u>4 Jayden Denegal, 6-5, 230, Jr.-TR</u>	<u>11</u>	<u>4</u>
<u>5 Bert Emanuel Jr., 6-3, 230, Jr.-TR</u>	<u>17</u>	<u>4</u>

RUNNING BACK (RB)

<u>7 Lucky Sutton, 6-1, 225, Jr.-SQ</u>	<u>13</u>	<u>4</u>
<u>23 Christian Washington, 5-10, 205, Jr.-TR</u>	<u>27</u>	<u>6</u>
<u>21 Byron Cardwell Jr., 6-0, 220, Sr.-TR</u>	<u>22</u>	<u>0</u>

WIDE RECEIVER (SLOT)

<u>2 Jordan Napier, 6-2, 205, So.*</u>	<u>20</u>	<u>5</u>
<u>11 Mikey Welsh, 5-9, 170, Jr.*</u>	<u>12</u>	<u>0</u>
or13 Nathan Acevedo, 5-10, 170, Jr.-TR	10	0

WIDE RECEIVER (OUTSIDE)

<u>14 Donovan Brown, 6-2, 180, Jr.-TR</u>	<u>22</u>	<u>8</u>
<u>85 Jerry McClure, 6-1, 205, So.-SQ</u>	<u>8</u>	<u>0</u>

WIDE RECEIVER (3)

<u>17 Jacob Bostick, 6-3, 190, Jr.-TR</u>	<u>21</u>	<u>4</u>
<u>20 Myles Kitt-Denton, 5-11, 195, Sr.-TR</u>	<u>37</u>	<u>11</u>

SPECIAL TEAMS

PUNTER (P)

<u>93 Hunter Green, 6-4, 225, Jr.</u>	<u>30</u>	<u>26</u>
<u>89 Tashi Dorje, 6-2, 205, Jr.-TR</u>	<u>0</u>	<u>0</u>

PLACEKICKER (PK)

46 Gabriel Plascencia, 6-0, 245, Sr.*	18	15
<u>18 Nick Clegg, 6-1, 175, Fr.-RS</u>	<u>1</u>	<u>0</u>

KICKOFFS (KO)

46 Gabriel Plascencia, 6-0, 245, Sr.*	18	15
<u>18 Nick Clegg, 6-1, 175, Fr.-RS</u>	<u>1</u>	<u>0</u>

HOLDER (H)

<u>39 Eemil Herranen, 6-4, 210, Jr.-RS</u>	<u>26</u>	<u>19</u>
<u>89 Tashi Dorje, 6-2, 205, Jr.-TR</u>	<u>0</u>	<u>0</u>

DEFENSE

FIELD EDGE (EDGE)	GP	GS
33 Brady Nassar, 6-5, 255, Jr.**	26	11
<u>44 Niles King, 6-6, 260, Sr.-TR</u>	<u>38</u>	<u>14</u>

NOSE TACKLE (NT)

<u>90 Sam Benjamin, 6-5, 290, Sr.*</u>	<u>33</u>	<u>8</u>
94 Teivis Tuioti, 6-4, 295, Sr.*	31	6

DEFENSIVE TACKLE (DT)

<u>55 Malachi Finau, 6-1, 295, Jr.-TR</u>	<u>25</u>	<u>5</u>
54 Krishna Clay, 6-2, 295, Jr.*	16	12

RUSH EDGE (EDGE)

2 Trey White, 6-2, 255, Jr.**	31	17
<u>10 Ryan Henderson, 6-3, 250, Jr.**</u>	<u>25</u>	<u>2</u>

"WEAKSIDE" LINEBACKER (WILL)

12 Owen Chambliss, 6-3, 230, So.*	15	11
<u>42 Brady Anderson, 6-2, 230, Sr.***</u>	<u>39</u>	<u>1</u>

"MIKE" LINEBACKER (MLB)

21 Tano Letuli, 6-2, 240, Jr.*	24	13
<u>41 Mister Williams, 6-0, 245, Sr.-TR</u>	<u>48</u>	<u>18</u>
or45 DJ Herman, 6-2, 240, Sr.***	40	2

"SAM" (SAFETY)

6 Eric Butler, 6-2, 195, Sr.***	39	15
<u>24 Josiah Cox, 6-1, 197, Jr.-TR</u>	<u>24</u>	<u>1</u>

LEFT CORNERBACK (LCB)

1 Chris Johnson, 6-0, 195, Sr.***	40	16
<u>13 Prince Williams, 6-2, 195, Fr.-RS</u>	<u>7</u>	<u>0</u>
or17 Deshawn McCuin, 6-0, 195, Sr.**^	48	10

BULLET (SS)

9 Dalesean Staley, 6-1, 190, Jr.*	29	25
<u>20 Jelani McLaughlin, 6-0, 205, So.*</u>	<u>16</u>	<u>0</u>

FREE SAFETY

<u>26 Dwayne McDougale, 5-11, 208, Jr.-TR</u>	<u>31</u>	<u>12</u>
or17 Deshawn McCuin, 6-0, 195, Sr.**^	48	10

RIGHT CORNERBACK (RCB)

0 Bryce Phillips, 6-0, 195, Sr*	38	38
<u>23 Isaiah Buxton, 6-0, 180, Fr.-RS</u>	<u>3</u>	<u>0</u>
or 6 Eric Butler, 6-2, 195, Sr.***	39	15

START CHART (OFF./DEF.)

Offense	2025	Streak	Career
Bayo Kannike, OL	4	4	34
Ross Ulugalu-Maseuli, OL	4	16	32
Seth Adams, OL/TE	4	4	24
Christian Jones, OL	4	16	22
Kalan Ellis, OL	4	4	18
Cam May, OL	0	0	11
Myles Kitt-Denton, WR	0	0	11
Joe Borjon, OL	4	4	8
Donovan Brown, WR	4	4	8
Christian Washington, RB	0	0	6
Jordan Napier, WR	4	4	5
Jacob Bostick, WR	4	4	4
Jayden Denegal, QB	4	4	4
Lucky Sutton, RB	4	4	4
Bert Emmanuel Jr., WR	0	0	4
Dallas Fincher, OL	0	0	2
Saipale Fuimaono, OL	0	0	1

Defense	2025	Streak	Career
Bryce Phillips, CB	4	38	38
Dalesean Staley, S	4	11	25
Mister Williams, LB	1	0	18
Trey White, EDGE	4	17	17
Chris Johnson, CB	4	16	16
Eric Butler, S	4	13	15
Niles King, EDGE	0	0	14
Tano Letuli, LB	3	1	13
Dwayne McDougale, S	4	11	12
Krishna Clay, DL	0	0	12
Owen Chambliss, LB	4	4	11
Brady Nassar, DL	3	0	11
Deshawn McCuin, S	0	0	10
Sam Benjamin, DL	4	4	8
Teivis Tuioti, DL	0	0	7
Malachi Finau, DL	4	4	5
Josh Hunter, S	0	0	5
Ryan Henderson, EDGE	1	1	2
DJ Herman, LB	0	0	2
Josiah Cox, S	0	0	1
Brady Anderson, LB	0	0	1

Career Starts (Off/Def)	'20	'21	'22	'23	'24	'25	Total
Bryce Phillips, CB	-	-	11	11	12	4	38
Bayo Kannike, OL	RS	5	11	11	3	4	34
Ross Ulugalu-Maseuli, OL	-	RS	6	10	12	4	32
Dalesean Staley, S	-	-	RS	11	10	4	25
Seth Adams, OL/TE	7	10	0	0	3	4	24
Christian Jones, OL	-	RS	0	6	12	4	22
Kalan Ellis, OL	-	5	9	0	-	4	18
Mister Williams, LB	0	RS	0	3	14	1	18
Trey White, EDGE	-	-	RS	1	12	4	17
Chris Johnson, CB	-	-	0	0	12	4	16
Eric Butler, S	-	-	0	0	11	4	15
Niles King, EDGE	-	RS	0	1	13	0	14
Tano Letuli, LB	-	-	-	0	10	3	13
Dwayne McDougale, S	-	-	RS	0	8	4	12
Krishna Clay, DL	-	-	-	-	12	0	12
Owen Chambliss, LB	-	-	-	RS	7	4	11
Brady Nassar, DL	-	-	-	0	8	3	11
Cam May, OL	-	-	0	0	11	0	11
Myles Kitt-Denton, WR	RS	0	0	1	10	0	11
Deshawn McCuin, S	0	1	0	2	7	0	10
Sam Benjamin, DL	-	-	0	0	4	4	8
Donovan Brown, WR	-	-	RS	4	-	4	8
Joseph Borjon, OL	-	-	0	3	1	4	8
Teivis Tuioti, DL	RS	0	0	0	6	0	6
Christian Washington, RB	-	-	2	0	4	0	6
Malachi Finau, DL	-	-	RS	0	1	4	5
Jordan Napier, WR	-	-	-	RS	1	4	5
Josh Hunter, S	-	-	RS	5	0	0	5
Jayden Denegal, WR	-	-	RS	0	0	4	4
Jacob Bostick, WR	-	-	RS	0	0	4	4
Lucky Sutton, RB	-	-	RS	0	0	4	4
Bert Emmanuel Jr., QB	-	-	1	3	0	0	4
Ryan Henderson, EDGE	-	-	-	0	1	1	2
Dallas Fincher, OL	RS	0	0	2	0	-	2
DJ Herman, LB	-	-	0	0	2	0	2
Josiah Cox, S	-	-	-	0	1	0	1
Saipale Fuimaono, OL	-	-	-	-	1	0	1
Brady Anderson, LB	-	0	RS	1	0	0	1

See starter notes on pg. 11

Game 1

STONY BROOK	0	0	0	0	-	0
SAN DIEGO STATE	14	6	8	14	-	42

Aug. 28 | Snapdragon Stadium | San Diego, Calif. | 7:02 p.m. PT | Attendance: 20,624



TEAM STATISTICS

	SB	SDSU
FIRST DOWNS	6	24
Rushing	3	14
Passing	1	9
Penalty	2	1
NET YARDS RUSHING	49	228
Rushing Attempts	28	54
Average Per Rush	1.8	4.2
Rushing Touchdowns	0	4
Yards Gained Rushing	75	231
Yards Lost Rushing	26	3
NET YARDS PASSING	46	236
Completions-Attempts-Int	9-25-0	16-29-0
Average Per Attempt	1.8	8.1
Average Per Completion	5.1	14.8
Passing Touchdowns	1	0
TOTAL OFFENSE YARDS	95	464
Total offense plays	53	83
Average Gain Per Play	1.8	5.6
Fumbles: Number-Lost	0-0	0-0
Penalties: Number-Yards	4-28	7-65
PUNTS-YARDS	10-419	4-209
Average Yards Per Punt	41.9	52.2
Net Yards Per Punt	33.0	42.2
Inside 20	1	0
50+ Yards	2	0
Touchbacks	2	0
Fair catch	2	1
KICKOFF-YARDS	1-65	8-516
Average Yards Per Kickoff	65.0	64.5
Net Yards Per Kickoff	40.0	41.1
Touchbacks	1	6
Fair Catch Yards	0	0
Punt returns: Number-Yards-TD	0-0-0	9-89-0
Average Per Return	0.0	9.9
Kickoff returns: Number-Yds-TD	2-35-0	0-0-0
Average Per Return	17.5	0.0
Interceptions: Number-Yds-TD	0-0-0	0-0-0
Fumble Returns: Number-Yds-TD	0-0-0	0-0-0
Miscellaneous Yards	0	0
Possession Time	22:35	37:25
1st Quarter	2:46	12:14
2nd Quarter	7:20	7:40
3rd Quarter	7:22	7:38
4th Quarter	5:07	9:53
Third-Down Conversions	2-15	9-19
Fourth-Down Conversions	1-2	3-4
Red-Zone Scores-Chances	0-0	6-6
Touchdowns	0	5
Field goals	0	1
Sacks By: Number-Yards	0-0	3-24
PAT Kicks	0-0	4-4
2Pts Conversions	0-0	1-1
Field Goals	0-0	2-2
Points off Turnover	0	0

▶▶ GAME NOTES

Big Notes

- San Diego State recorded its first shutout since beating Weber State, 6-0, on Aug. 31, 2019.
- The 42 points were the fourth-most points the Aztecs have scored in a shutout in their Division I history (since 1969).
- This was SDSU's fifth shutout in a season opener in its Division I history.
- The 42-point margin of victory was San Diego State's largest in a game since beating San Jose State by 45 points (52-7) on Nov. 4, 2017.
- The Aztecs snapped a six-game losing streak, their first since losing seven straight in the 2008 season.
- SDSU allowed just six first downs, tied for its second-fewest allowed in its DI history (Weber State, 5 on Aug. 31, 2019).
- San Diego State held a team below 100 total yards of offense for the fourth time in its DI history (also Sept. 19, 1970 at North Texas; Oct. 17, 1970 vs. San Jose State; Oct. 3, 2025 vs. Fresno State).
- The 1.79 yards allowed per play was the third-fewest allowed in the Aztecs' DI history.
- San Diego State improved to 58-2 over its last 60 games when rushing for at least 200 yards. The Aztecs have won 55 of its last 56 games when rushing for 200-plus yards and 16 straight contests.

Season-Opening Notes

- San Diego State improved to 56-42-5 all-time in season openers.
- The Aztecs improved to 48-17-4 in home season openers.
- SDSU improved to 28-8 when opening up its season at home in its Division I era.
- San Diego State has won 10 of its last 11 home season openers.
- The Aztecs won for the first time in their Division I history when starting their season on a Thursday. SDSU is now 1-4 when starting a season on a Thursday.

SDSU Rolls Past Stony Brook, 42-0, in 2025 Opener

SAN DIEGO -- San Diego State's Lucky Sutton rushed for a career-high 100 yards and scored two touchdowns on Thursday, lifting the Aztecs to a 42-0 romp over Stony Brook in the season opener for both teams at Snapdragon Stadium.

The Aztecs outgained the Seawolves 453-95 in total offense and used a swarming defense to help build an unsurmountable 20-0 advantage by halftime. SBU was unable to cross midfield until the fourth quarter, as the Scarlet and Black forced six three-and-outs for the night.

The victory marked SDSU's first shutout since a 6-0 shaving of Weber State at SDCCU Stadium on Aug. 31, 2019, and represented the team's first blanking at Snapdragon Stadium. In addition, the win marked the Aztecs' largest shutout margin since a 55-0 rout of Hawaii at home on Nov. 5, 2016.

Along with Sutton's production, starting quarterback Jayden Denegal completed 13-of-25 passes for 208 yards and one touchdown in his Scarlet and Black debut, connecting with nine different receivers.

Sutton set the tone for the contest, rushing for 41 yards on SDSU's opening possession, highlighted by a 20-yard scamper on fifth play from scrimmage. After a 16-yard completion from Denegal to Jackson Ford to the Seawolf 3, Sutton burst across the goal line from a yard out to give the host school a lead they would not relinquish.

After forcing a quick SBU punt, Denegal directed a 13-play, 75-yard drive, punctuated by a 25-yard scoring strike over the middle to a wide-open Jacob Bostick on a 3rd-and-12 situation.

Later in the second quarter, Gabriel Plascencia split the uprights from 42 and 35 yards out, respectively, extending his streak to 14 consecutive field goals.

Leading 20-0, the Aztecs turned the game into a blowout, as Sutton added his second touchdown with 1:40 remaining in the third quarter on a two-yard run to pay dirt. Previously, Denegal hit a streaking Donovan Brown with a 44-yard completion on the first play of the drive, putting SDSU in business at the Stony Brook 10. The Aztecs then flashed some razzle-dazzle with a two-point conversion, as DJ Herman connected with Brady Anderson in the left corner of the end zone.

Christian Washington displayed his talents in the fourth quarter, capping a 9-play, 61-yard advance with a 1-yard touchdown burst, increasing the SDSU advantage to 35-0. Earlier in the drive, Washington plowed through the right side of the Seawolf defense for 27 yards on a 2nd-and-13 play, while Nathan Acevedo put the Aztecs in the red zone on the ensuing snap with a 17-yard reception from backup quarterback Bert Emanuel Jr.

With the clock winding down, Parker Threatt closed out the scoring with a five-yard touchdown on sweep around left end to culminate an 8-play, 44-yard march, as backup placekicker Nick Clegg booted the extra point.

SDSU rushed for 228 yards on 53 carries, improving to 58-2 in its last 60 games when gaining 200 yards on the ground. Washington ran for 38 yards on seven attempts, while Brian Cardwell added 29 yards on seven rushes of his own.

Bostick finished with three catches for a game-high 56 yards to lead the Aztec receiving corps, while Brown, Sutton, Acevedo, Jerry McClure and Jordan Napier hauled in two receptions apiece.

Defensively, Owen Chambliss and Yano Letuli tied for team-high honors with five tackles apiece. Chambliss contributed a sack for one of his four solo stops, while Trey White (3 tackles) maintained the pressure with a pair of quarterback hurries.

>>SCORING SUMMARY

Qtr	Time	Team	Scoring Play	Plays-Yds TOP	Score
1st	7:39	SDSU	Sutton 10-yd run (PAT good)	13-75 7:21	7-0
1st	0:53	SDSU	Bostick 25-yd pass f/Denegal (PAT Good)	13-78 4:53	14-0
2nd	8:31	SDSU	Plascencia 42-yd field goal	5-45 1:35	17-3
2nd	1:09	SDSU	Plascencia 35-yd field goal	13-61 4:42	20-0
3rd	1:40	SDSU	Sutton 2-yd run (2-pt good)	5-54 1:33	28-0
4th	11:06	SDSU	Washington 1-yd run (PAT good)	9-61 3:54	35-0
4th	1:54	SDSU	Threatt 5-yd run (PAT good)	8-44 3:58	42-0

INDIVIDUAL STATISTICS

>>STONY BROOK

Rushing	Att	Yds	TD	Long	Avg
Dempster	13	49	0	13	3.8
Ragsdale	4	14	0	7	3.5
Carson	4	2	0	2	0.5
Zellous	5	-3	0	4	-0.6
Case	2	-13	0	0	-6.5
Totals	28	49	0	13	1.8

Passing	C-A-I	Yds	TD	Long	Sack
Zellous	5-15-0	21	0	5	1
Peace	4-10-0	25	0	17	2
Totals	9-25-0	46	0	17	3

Receiving	No.	Yds	TD	Long
Williams	3	26	0	17
Freeman	2	8	0	5
Dietz	2	8	0	4
Lamarre	1	4	0	4
Dempster	1	0	0	0
Totals	9	46	0	17

>>SAN DIEGO STATE

Rushing	Att	Yds	TD	Long	Avg
Sutton	23	100	2	17	4.3
Washington	7	38	1	27	5.4
Cardwell	7	28	0	14	4.0
Emanuel Jr.	4	23	0	10	5.8
Rhane	5	19	0	8	3.8
Denegal	7	15	0	9	2.1
Threatt	1	5	1	5	5.0
Totals	54	228	4	27	4.2

Passing	C-A-I	Yds	TD	Long	Sack
Denegal	13-25-0	207	1	44	0
Emanuel Jr.	3-4-0	29	0	17	0
Totals	16-29-0	236	1	44	0

Receiving	No.	Yds	TD	Long
Bostick	3	53	1	25
Napier	3	18	0	8
Brown	2	48	0	44
Acevedo	2	32	0	17
Welsh	1	44	0	44
Wolfer	1	18	0	18
Ford	1	16	0	16
McClure	1	8	0	8
Sutton	1	2	0	2
Kitt-Denton	1	-3	0	0
Totals	16	236	1	44

Game 2

SAN DIEGO STATE	7	0	6	0	-	13
WASHINGTON STATE	7	12	10	7	-	36

Sept. 6 | Martin Stadium | Pullman, Wash. | 7:25 p.m. PT | Attendance: 24,330



TEAM STATISTICS

	SDSU	WSU
FIRST DOWNS	10	19
Rushing	4	7
Passing	6	11
Penalty	0	1
NET YARDS RUSHING	82	139
Rushing Attempts	30	36
Average Per Rush	2.7	3.9
Rushing Touchdowns	1	1
Yards Gained Rushing	119	150
Yards Lost Rushing	37	11
NET YARDS PASSING	133	257
Completions-Attempts-Int	15-30-0	28-42-0
Average Per Attempt	4.4	6.1
Average Per Completion	8.9	9.2
Passing Touchdowns	1	4
TOTAL OFFENSE YARDS	215	396
Total offense plays	60	78
Average Gain Per Play	3.6	5.1
Fumbles: Number-Lost	0-0	0-0
Penalties: Number-Yards	6-38	8-55
PUNTS-YARDS	7-307	6-214
Average Yards Per Punt	43.9	40.2
Net Yards Per Punt	40.9	39.5
Inside 20	2	1
50+ Yards	2	1
Touchbacks	0	0
Fair catch	3	2
KICKOFF-YARDS	4-264	7-455
Average Yards Per Kickoff	66.0	65.0
Net Yards Per Kickoff	42.5	40
Touchbacks	2	7
Fair Catch Yards	0	0
Punt returns: Number-Yards-TD	1-4-0	3-21-0
Average Per Return	4.0	7.0
Kickoff returns: Number-Yds-TD	0-0-0	2-44-0
Average Per Return	0.0	22.0
Interceptions: Number-Yds-TD	0-0-0	0-0-0
Fumble Returns: Number-Yds-TD	0-0-0	0-0-0
Miscellaneous Yards	0	0
Possession Time	24:54	35:06
1st Quarter	6:28	8:32
2nd Quarter	6:23	8:37
3rd Quarter	7:39	7:21
4th Quarter	4:24	10:36
Third-Down Conversions	2-13	5-18
Fourth-Down Conversions	1-4	2-3
Red-Zone Scores-Chances	1-1	4-4
Touchdowns	2	4
Field goals	0	0
Sacks By: Number-Yards	0-0	3-35
PAT Kicks	1-1	4-4
2Pts Conversions	0-1	0-0
Field Goals	0-0	2-2
Points off Turnover	0	0

▶▶ GAME NOTES

Series Notes

- San Diego State fell to 1-3 all-time against Washington State.
- The Aztecs are now 0-1 at WSU, 0-1 in neutral games and 1-1 at home.

Team Notes

- San Diego State wore all-white jersey and pants for the first time since Sept. 28, 2013 at New Mexico State. The Aztecs played 149 games in between wearing their all-white combo.
- SDSU played on exactly nine days rest for the first time since Sept. 7, 2002 at Colorado.
- This was the first 36-13 score in San Diego State's Division I history (since 1969).
- The Aztecs played in their third consecutive turnover-free game, extending their record for the longest streak in their DI history.

Trends

- San Diego State did not score on its opening drive after doing so its previous two games (vs. Air Force in 2024 season finale and last week vs. Stony Brook).
- SDSU held its opponent scoreless on its opening drive. It's the second time this season in two games it has held its opponent scoreless on the first drive, ninth time in the last one-plus seasons (14 games), 25th time in 39 games since 2022, 37th time in 52 games since 2021 and 91st time since 2015 (128 games).
- San Diego State fell to 1-1 on the season and 4-3 under Sean Lewis when scoring first.
- The Aztecs allowed a first-quarter touchdown for just the 11th time in the last 23 games.
- SDSU has allowed seven or fewer points in 33 of the last 38 first quarters.

Aztecs Fall on the Road at Washington State

PULLMAN, Wash. -- San Diego State jumped out to a 7-0 lead but yielded 29 consecutive points, including 16 in less than a 5-minute span in a 36-13 loss at Washington State on Saturday night in Pullman.

The Aztecs (1-1) struck first when Jayden Denegal found a streaking Jacob Bostick on a 35-yard pass on a fourth-and-5 situation with 10 minutes left in the first quarter.

After the teams exchanged punts, the Cougars (2-0) took advantage of good field position after a 15-yard kick catch interference penalty on Brady Anderson. WSU went 48 yards on six plays, converting a fourth-and-1 from the SDSU 39 and later scoring on a 3-yard pass from Jaxon Potter to Trey Leckner to tie the game with 5:18 left in the first quarter.

WSU got into San Diego State territory on its next drive, but the Aztec defense limited Washington State to a 49-yard field goal by Jack Stevens to make it 10-7 early in the second quarter.

The Cougars later got to the SDSU 32-yard line, but on fourth-and-2, San Diego State All-American Trey Edge stuffed Kirby Vorhees run play, keeping it a 3-point game.

The teams played a game of field position for most of the second quarter as WSU couldn't get past the San Diego State 35, instead punting to the Aztec 8. On second-and-10, however, Denegal was sacked in the end zone for the safety.

Washington State then used just 32 seconds, going 62 yards on four plays, highlighted by a 34-yard pass from Potter to Josh Meredith, a 20-yard rush by Leo Pulalasi and another 3-yard TD pass from Potter to Leckner.

Instead of trailing, 10-7, at the half, SDSU suddenly found itself down, 19-7, with the Cougars receiving the second-half kickoff. WSU outgained San Diego State, 261-108, in the first half.

Washington State took its opening drive of the third quarter 75 yards on seven plays, culminating with an 18-yard touchdown pass from Potter to Leon Neal Jr., opening up a commanding 26-7 advantage just 4 minutes, 5 seconds into the second half.

The Aztecs was stuffed on a fourth-and-3 from the Cougar 49, and WSU received a 42-yard field goal by Stevens to take a 29-7 lead.

SDSU responded with a 10-play, 75-yard drive over 4:24 before Denegal punched it in from the 1. San Diego State's 2-point conversion attempt was snuffed out by the Washington State defense, making it 29-13 with 57 seconds left in the quarter.

The Aztecs forced consecutive three-and-outs, but was unable to convert on fourth down, first failing from four-and-7 from the Cougar 37 and then later a fourth-and-9 from the WSU 36 as Denegal was sacked for a 12-yard loss.

WSU ate up 6:17 of clock, going 42 yards on 12 plays before Julian Dugger punched it in from three yards out to close the scoring. It appeared SDSU changed the momentum when Chris Johnson blocked a 28-yard field goal attempt by Stevens and Bryce Phillips ran it 67 yards for a touchdown. A referee, however, called Johnson for offsidess on back-to-back field goal attempts, giving Washington State the first down and the ability to run more time off the clock.

San Diego State had to punt and the Cougars kneeled to take the 36-13 victory.

Lucky Sutton ran for 88 yards on 15 attempts (5.9 avg.) to lead the Aztecs, while Denegal was 15-for-30 for 133 yards and a touchdown. Jordan Napier caught seven of the 15 Denegal passes for 69 yards.

Tano Letuli had a game-high 11 tackles to lead SDSU, while Owen Chambliss chipped in with nine and Johnson eight with a forced fumble.

San Diego State fell to 1-3 in the series with Washington State, playing in its first 36-13 game in its Division I history (since 1969). The Aztecs extended their DI era record with their third consecutive turnover-free contest.

>>> SCORING SUMMARY

Qtr	Time	Team	Scoring Play	Plays-Yds TOP	Score
1st	10:00	SDSU	Bostick 35-yd pass f/Denegal (PAT good)	5-56 2:00	7-0
1st	5:18	WSU	Leckner 3-yd pass f/Potter (PAT good)	6-48 2:49	7-7
2nd	14:48	WSU	Stevens 49-yd field goal	13-39 3:55	7-10
2nd	1:06	WSU	WSU Safety (Denegal tackled in end zone)	-- --	7-12
2nd	0:26	WSU	Leckner 3-yd pass f/Potter (PAT good)	4-62 0:32	7-19
3rd	10:55	WSU	Neal 18-yd pass f/Potter (PAT good)	7-75 4:05	7-26
3rd	5:21	WSU	Stevens 42-yd field goal	6-26 2:19	7-29
3rd	0:57	SDSU	Denegal 1-yd run (2-pt. failed)	10-75 4:24	13-29
4th	2:48	WSU	Dugger 3-yd rush (PAT good)	12-42 6:17	13-36

INDIVIDUAL STATISTICS

>>> SAN DIEGO STATE

Rushing	Att	Yds	TD	Long	Avg
Sutton	15	88	0	13	5.9
Washington	3	11	0	7	3.7
Napier	1	4	0	4	4.0
Brown	1	4	0	4	4.0
Emanuel Jr.	2	3	0	2	1.5
Denegal	8	-28	1	5	-3.5
Totals	30	82	1	13	2.7

Passing	C-A-I	Yds	TD	Long	Sack
Denegal	15-30-0	133	1	35	3
Totals	15-30-0	133	1	35	3

Receiving	No.	Yds	TD	Long
Napier	7	69	0	23
Bostick	3	48	1	35
Brown	3	-5	0	0
Adams	1	16	0	16
Washington	1	5	0	5
Totals	15	133	1	35

>>> WASHINGTON STATE

Rushing	Att	Yds	TD	Long	Avg
Vorhees	13	67	0	31	5.2
Pulalasi	5	30	0	20	6.0
Johnson	8	28	0	12	3.5
Dugger	3	10	1	6	3.3
Potter	3	6	0	5	2.0
Woods	1	4	0	4	4.0
TEAM	3	-6	0	0	-2.0
Totals	36	139	1	31	3.9

Passing	C-A-I	Yds	TD	Long	Sack
Potter	28-42-0	257	3	34	0
Totals	28-42-0	257	3	34	0

Receiving	No.	Yds	TD	Long
Meredith	8	88	0	34
Freeman	6	43	0	11
Leckner	6	17	2	5
Johnson	2	35	0	25
Neal Jr.	2	19	1	18
Pabst	1	34	0	34
Noga	1	9	0	9
Smithson	1	7	1	7
Pulalasi	1	5	0	5
Totals	28	257	3	34

Game 3

CALIFORNIA
SAN DIEGO STATE0 0 0 0 - 0
0 13 14 7 - 34

Sept. 20 | Snapdragon Stadium | San Diego, Calif. | 7:37 p.m. PT | Attendance: 31,369



TEAM STATISTICS

	CAL	SDSU
FIRST DOWNS	17	15
Rushing	4	8
Passing	12	7
Penalty	1	0
NET YARDS RUSHING	65	132
Rushing Attempts	31	33
Average Per Rush	2.1	4.0
Rushing Touchdowns	0	1
Yards Gained Rushing	92	148
Yards Lost Rushing	27	16
NET YARDS PASSING	224	189
Completions-Attempts-Int	18-41-2	15-18-0
Average Per Attempt	5.5	10.5
Average Per Completion	12.4	12.6
Passing Touchdowns	0	1
TOTAL OFFENSE YARDS	289	321
Total offense plays	72	51
Average Gain Per Play	4.0	6.3
Fumbles: Number-Lost	1-1	0-0
Penalties: Number-Yards	6-40	7-75
PUNTS-YARDS	6-251	6-265
Average Yards Per Punt	41.8	44.2
Net Yards Per Punt	34.8	44.0
Inside 20	0	2
50+ Yards	0	1
Touchbacks	1	0
Fair catch	3	3
KICKOFF-YARDS	1-65	6-385
Average Yards Per Kickoff	65.0	64.2
Net Yards Per Kickoff	49.0	40.8
Touchbacks	0	5
Fair Catch Yards	0	0
Punt returns: Number-Yards-TD	2-11-0	1-22-0
Average Per Return	5.5	22.0
Kickoff returns: Number-Yds-TD	1-15-0	1-16-0
Average Per Return	15.0	16.0
Interceptions: Number-Yds-TD	0-0-0	2-96-1
Fumble Returns: Number-Yds-TD	0-0-0	1-35-1
Miscellaneous Yards	0	0
Possession Time	29:42	30:18
1st Quarter	10:40	4:20
2nd Quarter	5:50	9:10
3rd Quarter	7:54	7:06
4th Quarter	5:18	9:42
Third-Down Conversions	6-17	3-10
Fourth-Down Conversions	2-4	0-0
Red-Zone Scores-Chances	0-3	4-4
Touchdowns	0	2
Field goals	0	2
Sacks By: Number-Yards	1-9	4-26
PAT Kicks	0-0	4-4
2Pts Conversions	0-1	0-0
Field Goals	0-0	2-2
Points off Turnover	0	14

▶▶ GAME NOTES

Big Notes

- SDSU recorded its largest margin of victory (34 points) against a team from a Power 5 conference in its Division I history (since 1969).
- San Diego State's 34-point victory is tied for the fourth-most lopsided shutout by a non-Power 5 conference team against a power conference team since 2000, trailing only a 59-0 victory by Brigham Young over UCLA in 2008, a 45-0 win by South Florida over Syracuse in 2023 and a 38-0 win by Eastern Carolina vs. Duke in 2000.
- The Aztecs recorded their first shutout against a current team from a Power 5 conference since beating Oregon State, 25-0, on Sept. 13, 1975.
- SDSU has home consecutive shutouts to start a season for the first time in its Division I history (since 1969).
- Cal, which came into the game averaging 32.0 points, was shut out for the first time since Oct. 26, 2019 at No. 12 Utah and the first time against an unranked team since Oct. 22, 1994 at USC.
- San Diego State handed California its first loss of the season. Entering tonight, the Bears had outscored the opposition, 96-32, over their 3-0 start.
- The Aztecs won their first game against a team from the Atlantic Coast Conference (ACC). SDSU was 0-3 against the ACC entering the game with two losses to North Carolina (20-13 in the 1998 Las Vegas Bowl and 31-27 at UNC on Sept. 6, 2014), and a loss last year at California (31-10 on Sept. 14, 2024).
- San Diego State snapped a six-game losing streak against teams with at least a 2-0 record. The Aztecs' last win against team with at least a 2-0 record was Sept. 15, 2018 vs. No. 23/25 Arizona State. The Sun Devils were 2-0 and SDSU won, 28-21.
- San Diego State did not record a turnover for a fifth consecutive game dating back to last season, extending its Division I record (since 1969). The streak is also the longest active streak in FBS play.

Aztecs Power Past Cal in 34-0 Shutout

SAN DIEGO -- Bolstered by a bruising, opportunistic defense, San Diego State recorded its second straight home shutout with a 34-0 blanking of California on Saturday at Snapdragon Stadium.

With the victory, the Aztecs posted their first shutout against a current team from a Power 5 conference since a 25-0 triumph over Oregon State on Sept. 13, 1975.

In addition, SDSU (2-1) logged consecutive home shutouts to start a season for the first time since joining the Division I ranks in 1969, while handing the Golden Bears (3-1) their first loss of the year.

With a 13-0 lead hanging in the balance, the Aztecs scored two defensive touchdowns in the third quarter when Dwayne McDougle rumbled 35 yards after a fumble recovery, while Chris Johnson hit pay dirt on a 97-yard interception return, which broke the game wide open.

Cal entered the contest having outscored its opponents by a combined margin of 96-32, but the Scarlet and Black limited the visitors to 289 yards of total offense, 98 yards below their season average.

Aztec defenders harassed freshman quarterback Jaron-Keawe Sagapolutele all night, posting four sacks of the Bears' signal-caller, who completed just 17 of 38 passes for 208 yards and two interceptions.

Offensively, the Aztecs were paced by Jordan Napier, who recorded career highs of 10 receptions for 154 yards with one touchdown.

Pinned deep at its own 10 after a holding penalty, Napier gave SDSU the spark it needed with an 80-yard reception after hauling in a pass from Jayden Denegal near midfield and racing down the sideline to the Cal 10. Two plays later, Denegal connected with Napier for a 6-yard touchdown pass at the 11:42 mark of second quarter, giving the Aztecs a 7-0 lead they would not relinquish.

After forcing a three-and-out, SDSU set up shop in Cal territory at the 41 courtesy of Eric Butler's 22-yard punt return. The Aztec reached the Bear 12 on three consecutive carries for 18 yards by Christian Washington, who previously hauled in an 11-yard reception. However, the drive stalled when SDSU was flagged for offensive pass interference, forcing the hosts to ultimately settle for a 34-yard field goal by Gabriel Plascencia.

Plascencia also split the uprights from 41 yards out as time expired in the first half to cap a nine play, 51-yard march. Previously, Denegal scrambled for a 16-yard gain to the Bear 25 after hitting Bostick on a 19-yard completion. Shortly thereafter, the Aztecs caught a break when Cal jumped offsides, negating an end zone interception by Isaiah Crosby.

The teams traded possessions to begin the third quarter, with the Aztecs' pinning the Bears at their own 4-yard line following Hunter Green's pooch punt. Trondell Grizzell promptly caught a 24-yard pass from Sagapolutele to get Cal out of the shadow of its own end zone. Just one play later, however, Dasean Staley forced a fumble by Kendrick Raphael after a seven-yard gain. The ball took a fortuitous bounce into the waiting arms of McDougle, who darted 35 yards down the left sideline to increase SDSU's lead to 20-0.

After another exchange of punts, Cal marched 53 yards in eight plays to the Aztec 20, where Sagapolutele lofted a pass to the near left corner of the end zone on 1st-and-10. However, Johnson jumped the receiver's route and made an easy interception at the 3-yard line, following his blockers down the sideline for a touchdown that gave the Scarlet and Black a commanding 27-0 advantage.

SDSU closed out the scoring on its first possession of the fourth quarter when Lucky Sutton plowed up the middle for a 3-yard touchdown run with just over nine minutes left, punctuating a 12-play, 76-yard advance.

With time winding down in the fourth quarter, the only drama remaining was whether the Aztecs would keep the shutout intact. The Bears reached the SDSU 31, but backup quarterback Devin Brown was sacked for a 12-yard loss on fourth down with 1:46 left on the clock, preserving the whitewash.

Denegal finished with 189 yards on 15-of-18 passing, while Sutton led all Aztec runners with 61 yards on 12 carries.

Defensively, SDSU was paced by Owen Chambliss' game-high eight solo tackles, while Staley made seven solo stops of his own. August Salvati recorded a pair of sacks, while Bryce Phillips totaled three pass breakups.

>>SCORING SUMMARY

Qtr	Time	Team	Scoring Play	Plays-Yds	TOP	Score
2nd	11:42	SDSU	Napier 6-yd pass f/Denegal (PAT good)	3-80	1:37	0-7
2nd	6:20	SDSU	Plascencia 34-yd field goal	7-25	3:44	0-10
2nd	0:00	SDSU	Plascencia 41-yd field goal	9-51	3:49	0-13
3rd	11:03	SDSU	McDougle 35-yd fumble return (PAT good)	—	—	0-20
3rd	5:59	SDSU	Johnson 93-yd interception return (PAT good)	—	—	0-27
3rd	9:20	SDSU	Sutton 3-yd run (PAT good)	12-76	6:08	0-34

INDIVIDUAL STATISTICS

>>CALIFORNIA

Rushing	Att	Yds	TD	Long	Avg
Johnson Jr	10	39	0	7	3.9
Raphael	11	27	0	7	2.5
High Jr.	4	15	0	9	3.8
Sagapolutele	4	-2	0	6	-0.5
Brown	2	-14	0	0	-7.0
Totals	31	65	0	9	2.1
Passing	C-A-I	Yds	TD	Long	Sack
Sagapolutele	17-38-2	208	0	33	2
Brown	1-3-0	16	0	16	2
Totals	18-41-0	224	0	33	4

Receiving	No.	Yds	TD	Long
Mini	6	54	0	19
Grizzell	4	91	0	33
Hamper	4	28	0	21
De Jesus	3	35	0	22
Adams	1	16	0	16
Totals	18	224	0	33

>>SAN DIEGO STATE

Rushing	Att	Yds	TD	Long	Avg
Sutton	12	61	1	11	5.1
Washington	9	48	0	11	5.3
Denegal	4	9	0	16	2.2
Napier	2	6	0	3	3.0
Emanuel Jr.	3	6	0	5	2.0
Cardwell	1	4	0	4	4.0
TEAM	2	-2	0	0	-1.0
Totals	33	132	1	16	4.0
Passing	C-A-I	Yds	TD	Long	Sack
Denegal	15-18-0	189	1	80	1
Totals	15-18-0	189	1	80	1

Receiving	No.	Yds	TD	Long
Napier	9	154	1	80
Bostick	4	25	0	19
Washington	1	11	0	11
Ford	1	-1	0	0
Totals	15	189	1	80

Game 4

SAN DIEGO STATE	0	3	0	3	-	6
NORTHERN ILLINOIS	3	0	0	0	-	3

Sept. 27 | Huskie Stadium | DeKalb, Ill. | 2:32 p.m. CT | Attendance: 13,512



TEAM STATISTICS

	SDSU	NIU
FIRST DOWNS	19	10
Rushing	9	4
Passing	7	3
Penalty	3	1
NET YARDS RUSHING	151	112
Rushing Attempts	44	41
Average Per Rush	3.4	3.0
Rushing Touchdowns	0	0
Yards Gained Rushing	168	142
Yards Lost Rushing	17	30
NET YARDS PASSING	115	57
Completions-Attempts-Int	14-22-2	7-16-1
Average Per Attempt	5.2	3.6
Average Per Completion	8.2	8.1
Passing Touchdowns	0	0
TOTAL OFFENSE YARDS	266	169
Total offense plays	66	57
Average Gain Per Play	4.0	3.0
Fumbles: Number-Lost	2-0	1-0
Penalties: Number-Yards	5-50	7-60
PUNTS-YARDS	6-282	7-298
Average Yards Per Punt	47.0	42.6
Net Yards Per Punt	34.8	44.0
Inside 20	5	1
50+ Yards	2	2
Touchbacks	0	0
Fair catch	1	0
KICKOFF-YARDS	2-130	2-125
Average Yards Per Kickoff	65.0	62.5
Net Yards Per Kickoff	40.0	40.0
Touchbacks	2	1
Fair Catch Yards	0	20
Punt returns: Number-Yards-TD	4-(-1)-0	1-18-0
Average Per Return	-0.2	18.0
Kickoff returns: Number-Yds-TD	0-0-0	0-0-0
Average Per Return	0.0	0.0
Interceptions: Number-Yds-TD	1-4-0	2-11-0
Fumble Returns: Number-Yds-TD	0-0-0	0-0-0
Miscellaneous Yards	0	0
Possession Time	31:18	28:42
1st Quarter	7:10	7:50
2nd Quarter	8:46	6:14
3rd Quarter	6:55	8:05
4th Quarter	8:27	6:33
Third-Down Conversions	5-15	4-15
Fourth-Down Conversions	1-3	1-2
Red-Zone Scores-Chances	2-2	1-1
Touchdowns	0	0
Field goals	2	1
Sacks By: Number-Yards	2-20	1-10
PAT Kicks	0-0	0-0
2Pts Conversions	0-0	0-0
Field Goals	2-2	1-1
Points off Turnovers	0	0

▶▶ GAME NOTES

Big Notes

- Gabe Plascencia made a 25-yard game-winning field goal with no time left. It was the first time the Aztecs won a regulation game with no time left since Sept. 10, 1994 vs. California when Peter Holt hit a 32-yard field goal with no time left in a 22-20 win. Those are the only two walkoff wins for SDSU since at least the 1982 season.
- San Diego State improved to 3-1 on the season, equaling the win total for Sean Lewis in his first season with the Aztecs in 2024 (3-9).
- SDSU was one of 20 teams last year with three or fewer wins and is now one of only three who have already reached three victories in 2025 as of 5:30 p.m. CT Saturday, joining No. 8 Florida State (2-10 last year and 3-1 this season) and Mississippi State (2-10 last season and 4-1 this year). Southern Miss (2-2 entering its 6 p.m. CT game with Jacksonville State).
- SDSU is 3-1, its best four-game start to a season since starting 7-0 in 2021.
- San Diego State did not allow a touchdown for a second straight game for the first time since the 2016 season (Oct. 14 at Fresno State and Oct. 21 vs. San Jose State).
- San Diego State improved to 7-0 all-time against Northern Illinois. The seven victories without a loss is easily the most by the Aztecs against current NCAA Division I teams (second is a 3-0 mark against FCS programs Idaho State, Montana State, Northern Arizona and Weber State).
- The Aztecs are now 17-2-1 against current teams in the Mid-American Conference (MAC), including a 12-2-1 mark against teams that were members of the MAC at game time.
- SDSU had its first turnover of the season 37 seconds into the second half, a Jayden Denegal interception. San Diego State had gone 231 offensive plays before giving up its first turnover of the season.

Aztecs Outlast Northern Illinois, 6-3

DEKALB, Ill. -- Gabe Plascencia kicked a 25-yard field goal as time expired to give San Diego State a 6-3 road win over Northern Illinois on Saturday.

Plascencia's winning kick came after the Aztecs (3-1) almost blocked a Huskie (1-3) punt, which resulted in SDSU starting on its own 44-yard line with 1:44 remaining. Five Lucky Sutton rushes, a facemask penalty, an offside after NIU couldn't get a sub on the field and a kneel down by quarterback Jayden Denegal set up Plascencia on the Northern Illinois 6. After the Huskies called a timeout to try and ice Plascencia, he sailed it through the uprights for his 18th consecutive made field goal, tying Chris O'Brien's school record set from 1984-85.

It was the first time San Diego State won a regulation game with no time left since Sept. 10, 1994 vs. California when Peter Holt connected on a 32-yard field goal in a 22-20 win. Those are the only two walkoff victories for the Aztecs since at least the 1982 season.

SDSU improved to 3-1 with the win, matching the win total for Sean Lewis in his first season at the helm in 2024 (3-9). San Diego State is off to its best start since starting 7-0 in 2021 en route to a 12-2 season and No. 25 ranking in the final Associated Press Top 25 poll.

Both teams scored on long drives to opening the game, the Huskies going 62 yards and 12 plays over 7:50, ending with a 31-yard field goal by Andrew Glass.

The Aztecs responded with a 13-play, 63-drive of their own over 7:15 before Plascencia converted a 30-yarder on the first play of the second quarter.

Neither team got inside the 40 of the other side until the fourth quarter when SDSU reached the NIU 34. Facing a fourth-and-1, however, Jayden Denegal was picked off by Jasper Beeler on the Northern Illinois 32.

The Huskies took advantage of a San Diego State personal foul while punting and got into Aztec territory for the first and last time since their opening drive, but quarterback Josh Holst was stuffed on fourth-and-2 on the SDSU 44 by Trey White and Krishna Clay.

Each team traded punts before San Diego State's game-winning drive.

The Aztecs outgained NIU, 266-169, and limited the home team to 10 first downs and a 4-for-15 effort on third down.

SDSU didn't allow a touchdown for a second straight game for the first time since 2016 (Oct. 14 at Fresno State and Oct. 21 vs. San Jose State). The three points allowed over the last two games are the fewest allowed in a two-game stretch by San Diego State since 1975 (0 points at Fresno State on Oct. 11 and three points vs. New Mexico State on Oct. 18).

The three points by Northern Illinois, meanwhile, are its fewest in a game since also scoring three vs. South Florida in the 2010 International Bowl (Jan. 2, 2010) and fewest in a home game since being shut out vs. Navy on Nov. 15, 2008.

Sutton ran for 88 yards and 17 carries. Denegal was 13-for-20 for 110 yards and his first two interceptions of his career as the Aztecs snapped a five-game streak without a turnover (a SDSU DI-era record), but ended a 14-game losing streak when committing more turnovers (2) than their opponent (1).

Jordan Napier had six catches for 52 yards and 22 yards on the ground, while Donovan Brown added five receptions for 42 yards.

Owen Chambliss had a team-high 11 tackles with a 10-yard sack, while Chris Johnson had seven tackles and an interception for a second straight game.

Coupled with a 42-0 shutout over Stony Brook in the opener on Aug. 28, a 36-13 loss at Washington State on Sept. 6 and a 34-0 shutout over California on Sept. 20, SDSU has allowed just 39 points, its fewest through four games in 50 years.

San Diego State improved to 7-0 all-time against Northern Illinois. The seven victories without a loss are the most by the Aztecs against current NCAA Division I teams (second is a 3-0 mark against FCS programs Idaho State, Montana State, Northern Arizona and Weber State). SDSU is also now 17-2-1 against current teams from the Mid-American Conference (MAC).

>>SCORING SUMMARY

Qtr	Time	Team	Scoring Play	Plays-Yds TOP	Score
1st	7:10	NIU	Glass 31-yd field goal	16-62 7:50	0-3
2nd	14:55	SDSU	Plascencia 30-yd field goal	13-63 7:15	3-3
4th	0:00	SDSU	Plascencia 25-yd field goal	7-49 1:44	6-3

INDIVIDUAL STATISTICS

>>SAN DIEGO STATE

Rushing	Att	Yds	TD	Long	Avg
Sutton	17	88	0	13	5.2
Napier	4	22	0	16	5.5
Washington	12	22	0	8	1.8
Denegal	9	19	0	12	2.1
Emanuel Jr.	1	1	0	1	1
Totals	44	151	0	16	3.4

Passing	C-A-I	Yds	TD	Long	Sack
Denegal	13-20-2	110	0	19	1
Brown	1-2-0	5	0	5	0
Totals	14-22-0	115	0	19	1

Receiving	No.	Yds	TD	Long
Napier	6	52	0	19
Brown	5	42	0	13
Welsh	2	15	0	8
Ford	1	6	0	6
Totals	14	115	0	19

>>NORTHERN ILLINOIS

Rushing	Att	Yds	TD	Long	Avg
Johnson Jr.	16	53	0	11	3.3
Wright	10	27	0	11	2.7
Holst	12	25	0	14	2.1
Rogers	1	6	0	6	6.0
Poe	1	2	0	2	2.0
TEAM	1	-1	0	0	-1.0
Totals	41	122	0	14	3.0

Passing	C-A-I	Yds	TD	Long	Sack
Holst	6-14-0	49	0	15	2
Davidson	1-2-1	8	0	8	0
Totals	7-16-1	57	0	15	20

Receiving	No.	Yds	TD	Long
Rogers	5	51	0	15
Dimopoulos	1	4	0	4
Poe	1	2	0	2
Totals	7	57	0	15

2025 STATISTICS

Overall: 3-1

MW: 0-0

Home: 2-0

Road: 1-1

Neutral: 0-0

Team Statistics

	SDSU	OPP
Scoring	95	39
Points per game	23.8	9.8
Points Off Turnovers	14	0
First Downs	68	52
Rushing	34	20
Passing	30	27
Penalty	4	5
Rushing Yardage	596	365
Yards gained rushing	666	459
Yards lost rushing	70	94
Rushing attempts	163	136
Average per rush	3.7	2.7
Average per game	149.0	91.3
TDs Rushing	6	1
Passing Yardage	670	584
Comp-Att-Int	60-99-2	62-124-3
Average per pass	6.8	4.7
Average per catch	11.2	9.4
Average per game	167.5	146.0
TDs Passing	3	3
Total offense	1266	949
Total plays	262	260
Average per play	4.8	3.7
Average per game	316.5	237.3
Kick returns: #-Yards	1-16	5-94
Punt returns: #-Yards	15-114	6-50
Int returns: #-Yards	3-100	2-11
Kick return average	16.0	18.8
Punt return average	7.6	8.3
Int return average	33.3	5.5
Fumbles-Lost	2-0	3-1
Penalties-Yards	25-228	25-183
Average per game	57.0	45.8
Punts-Yards	23-1063	29-1209
Average per punt	46.2	41.7
Net punt average	42.7	37.1
Kickoffs-Yards	20-1295	11-710
Average per kick	64.8	64.5
Net kick average	41.3	40.8
Time of possession / game	30:59	28:29
3rd-down conversion	19/58	17/65
3rd-down pct	33%	26%
4th-down conversion	5/11	6/11
4th-down pct	45%	55%
Sacks by-Yards	9-70	5-54
Misc Yards	0	0
Touchdowns scored	11	4
Field goals - attempts	6-6	3-4
On-Side kicks	0-0	0-0
Red-zone scores	(13-13) 100%	(5-8) 63%
Red-zone touchdowns	(8-13) 62%	(4-8) 50%
PAT-attempts	(9-9) 100%	(4-4) 100%
2-point conversion-attempts	(1-2) 50%	(0-0) 0%
Attendance	51993	37843
Games / Avg per game	2/25997	2/18922
Neutral site games	-	0/0

Score by Periods

Team	1st	2nd	3rd	4th	OT	TOT
San Diego St.	21	22	28	24	0	95
Opponents	10	12	10	7	0	39

2025 SAN DIEGO STATE STATISTICS

Rushing

Player	gp	att	gain	loss	net	avg	td	lg	avg/g
Lucky Sutton	4	67	339	2	337	5.0	3	17	84.3
Christian Washington	4	32	127	5	122	3.8	1	27	30.5
Byron Cardwell	4	8	33	1	32	4.0	0	14	8.0
Bert Emanuel, Jr.	4	11	33	1	32	2.9	0	10	8.0
Jordan Napier	4	7	32	0	32	4.6	0	16	8.0
Cincere Rhaney	1	5	19	0	19	3.8	0	8	19.0
Jayden Denegal	4	28	74	58	16	0.6	1	16	4.0
Parker Threatt	2	1	5	0	5	5.0	1	5	2.5
Donovan Brown	4	1	4	0	4	4.0	0	4	1.0
Team	4	3	0	3	-3	-1.0	0	0	-0.8
Total	4	163	666	70	596	3.7	6	27	149.0
Opponents	4	136	459	94	365	2.7	1	31	91.3

Passing

Player	gp	effici	comp-att-int	pct	yds	td	lg	avg/g
Jayden Denegal	4	124.0	56-93-2	60.2	636	3	80	159.0
Bert Emanuel, Jr.	4	114.3	4-6-0	66.7	34	0	17	8.5
Total	4	123.4	60-99-2	60.6	670	3	80	167.5
Opponents	4	92.7	62-124-3	50.0	584	3	34	146.0

Receiving

Player	gp	no.	yds	avg	td	lg	avg/g
Jordan Napier	4	25	290	11.6	1	80	72.5
Jacob Bostick	4	10	126	12.6	2	35	31.5
Donovan Brown	4	10	85	8.5	0	44	21.3
Mikey Welsh	3	3	59	19.7	0	44	19.7
Jackson Ford	4	3	21	7.0	0	16	5.3
Nathan Acevedo	3	2	32	16.0	0	17	10.7
Christian Washington	4	2	16	8.0	0	11	4.0
Myles Kitt-Denton	3	1	-3	-3.0	0	0	-1.0
Seth Adams	4	1	16	16.0	0	16	4.0
Lucky Sutton	4	1	2	2.0	0	2	0.5
Jerry McClure	3	1	8	8.0	0	8	2.7
Ryan Wolfer	4	1	18	18.0	0	18	4.5
Total	4	60	670	11.2	3	80	167.5
Opponents	4	62	584	9.4	3	34	146.0

Punt Returns

Player	no.	yds	avg	td	lg
Jordan Napier	12	76	6.3	0	34
Eric Butler	1	22	22.0	0	22
Mikey Welsh	2	16	8.0	0	10
Total	15	114	7.6	0	34
Opponents	6	50	8.3	0	18

Interceptions

Player	no.	yds	avg	td	lg
Chris Johnson	2	101	50.5	1	97
Dalesean Staley	1	-1	-1.0	0	0
Total	3	100	33.3	1	97
Opponents	2	11	5.5	0	11

Kick Returns

Player	no.	yds	avg	td	lg
Jordan Napier	1	16	16.0	0	16
Total	1	16	16.0	0	16
Opponents	5	94	18.8	0	28

Fumbles Recovered

Player	no.	yds	avg	td	lg
Dwayne McDougle	1	0	0.0	1	0
Total	1	0	0.0	1	0
Opponents	0	0	0.0	0	0

Scoring

Player	PAT								
	td	fg	kick	rush	rcv	pass	dxp	saf	pts
Gabriel Plascencia	-	6-6	8-8	-	-	-	-	-	26
Lucky Sutton	3	-	-	-	-	-	-	-	18
Jacob Bostick	2	-	-	-	-	-	-	-	12
Jayden Denegal	1	-	-	-	-	-	-	-	6
Christian Washington	1	-	-	-	-	-	-	-	6
Dwayne McDougle	1	-	-	-	-	-	-	-	6
Chris Johnson	1	-	-	-	-	-	-	-	6
Jordan Napier	1	-	-	-	-	-	-	-	6
Parker Threatt	1	-	-	-	-	-	-	-	6
Brady Anderson	-	-	-	-	1	-	-	-	2
Nick Clegg	-	-	1-1	-	-	-	-	-	1
Total	11	6-6	9-9	0	1	1	0	0	95
Opponents	4	3-4	4-4	0	0	0	0	1	39

Field Goals

Player	fg	pct.	01-19	20-29	30-39	40-49	50-59	lg	blk
Gabriel Plascencia	6-6	100.0	0-0	1-1	3-3	2-2	0-0	42	0
Opponents	3-4	75.0	0-0	0-0	1-1	2-3	0-0	49	0

FG Sequence

Team Name	San Diego St.	Opponents
Stony Brook	(42),(35)	
Washington St.		(49),(42),()
California	(34),(41)	44
NIU	(25),(30)	(31)

Numbers in (parentheses) indicate field goal was made

Total Offense

Player	g	plays	rush	pass	total	avg/g
Jayden Denegal	4	121	16	636	652	163.0
Lucky Sutton	4	67	337	0	337	84.3
Christian Washington	4	32	122	0	122	30.5
Bert Emanuel, Jr.	4	17	32	34	66	16.5
Byron Cardwell	4	8	32	0	32	8.0
Jordan Napier	4	7	32	0	32	8.0
Cincere Rhaney	1	5	19	0	19	19.0
Parker Threatt	2	1	5	0	5	2.5
Donovan Brown	4	1	4	0	4	1.0
Team	4	0	-3	0	-3	-0.8
Total	4	262	596	670	1266	316.5
Opponents	4	260	365	584	949	237.3

Punting

Player	no.	yds	avg	lg	tb	fc	i20	50+	blk
Hunter Green	23	1063	46.2	67	2	9	11	7	0
Total	23	1063	46.2	67	2	9	11	7	0
Opponents	29	1209	41.7	60	1	6	3	3	0

Kickoffs

Player	no.	yds	avg	tb	ob	retn	net	ydln
Gabriel Plascencia	13	836	64.3	10	0			
Hunter Green	7	459	65.6	5	0			
Total	20	1295	64.8	15	0	5	41.3	23
Opponents	11	710	64.5	9	0	1	40.8	24

2025 SAN DIEGO STATE STATISTICS

Team Defense

			Tackles				Sacks	Pass defense			Fumbles	blkd		
##	Player	gp	ua	a	tot	tfl/yds	no-yds	int-yds	brup	qbh	fr-yds	ff	kick	saf
12	Owen Chambliss	4	22	17	39	3-22	2-21	.	2	2
21	Tano Letuli	3	8	18	26	.	.	.	1	2
1	Chris Johnson	4	14	10	24	1-2	.	2-101	4	2	.	1	.	.
2	Trey White	4	9	11	20	3-13	1-8	.	1	7
9	Dalesean Staley	4	11	7	18	0.5-0	.	1--1	4	.	.	1	.	.
0	Bryce Phillips	4	12	2	14	.	.	.	4
41	Mister Williams	4	5	8	13	1-2	.	.	1
6	Eric Butler	4	6	7	13	.	.	.	1	2
26	Dwayne McDougale	4	6	3	9	.	.	.	2	.	1-0	.	.	.
42	Brady Anderson	4	3	5	8
10	Ryan Henderson	4	5	2	7	3-23	2-22	.	.	3
44	Niles King	4	.	7	7	2
55	Malachi Finau	4	.	6	6	0.5-0
90	Sam Benjamin	4	3	3	6	1.5-3	.	.	.	1
56	August Salvati	4	3	2	5	3.5-17	3.5-17
91	Amari Comier	4	1	3	4	0.5-3
54	Krishna Clay	3	2	2	4	2
45	DJ Herman	4	2	2	4
24	Josiah Cox	4	.	4	4
20	Jelani McLaughlin	4	1	3	4
31	Jared Badie	4	.	3	3	0.5-2	0.5-2	.	.	1
17	Deshawn McCuin	3	3	.	3
94	Teivis Tuioti	4	1	1	2
29	Josh Hunter	4	.	2	2
22	Max Garrison	4	1	1	2
23	Isaiah Buxton	3	1	.	1
50	Tyson Chavez	4	.	1	1
34	Dean Harrington	4	1	.	1
13	Prince Williams	4	1	.	1
32	Tanner Williams	1	.	1	1
14	Jatavious Magee	2	1	.	1
48	Kainoa Davis	3	.	1	1
17	Jacob Bostick	4	1	.	1
33	Brady Nassar	4	3
	Totals	4	123	132	255	18-87	9-70	3-100	20	27	1-0	2	0	0
	Opponents	4	153	128	281	20-77	5-54	2-11	18	10	0-0	1	0	1

GAME SUMMARIES

Game	Score	Score by Quarters					First Downs				Rushing			Passing			Total Off.		Return	Punting	Fumbles	Pen.	Third	Avg.	
		1	2	3	4	OT	Tot	Ru	Pa	Pn	Att	Yds	TD	C-A-I	Yds	TD	Att	Yds	Yds	No-Avg.	No-Lost	No-Yds.	Downs	F. Pos.	ToP
Stony Brook	0	0	0	0	0	-	6	3	1	2	28	49	0	9-25-0	46	0	53	95	35	10-41.9	0-0	4-28	2-15	SB 24	20:26
at SDSU	45	3	0	21	21	-	23	12	8	3	40	254	2	22-33-0	214	2	73	468	94	3-36.7	0-0	16-149	6-15	SDSU 36	37:25
at Washington St.	36	7	12	10	7	-	19	7	11	1	36	139	1	28-42-0	257	3	78	396	64	6-40.2	1-0	8-55	5-18	WSU 33	35:06
SDSU	13	7	0	6	0	-	10	4	6	0	30	82	1	15-30-0	133	1	60	215	4	7-43.9	0-0	6-38	2-13	SDSU 28	24:54
California	0	0	0	0	0	-	17	4	12	1	31	65	0	18-41-2	224	0	72	289	26	6-41.8	1-1	6-40	6-17	CAL 23	29:42
at SDSU	34	0	13	14	7	-	15	8	7	0	33	132	1	15-18-0	189	1	51	321	168	6-44.2	0-0	7-75	3-10	SDSU 31	30:18
at Northern Illinois	3	3	0	0	0	-	10	6	3	1	41	122	0	7-16-1	57	0	57	179	29	7-42.6	1-0	7-60	4-15	NIU 21	28:42
SDSU	6	0	3	0	3	-	19	9	7	3	44	151	0	14-22-2	115	0	66	266	3	6-44.0	2-0	5-50	5-15	SDSU 30	31:18

2025 RED ZONE STATISTICS

San Diego St. Inside Opponent Red-Zone

Date	Opponent	Score	Times	Times	Total			Rush	Pass	FGs	Failed to score inside RZ					
			In RZ	Scored	Pts	TDs	TDs	TDs	TDs	Made	FGA	Down	Int	Fumb	Half	Game
08/28/2025	Stony Brook	W 42-0	6	6	39	5	4	1	1	1	1	0	0	0	0	0
09/06/2025	at Washington St.	L 13-36	1	1	6	1	1	0	0	0	0	0	0	0	0	0
09/20/2025	California	W 34-0	4	4	21	2	1	1	2	2	2	0	0	0	0	0
09/27/2025	at NIU	W 6-3	2	2	6	0	0	0	2	2	2	0	0	0	0	0
Totals 13 of 13 (100.0%)			13	13	72	8	6	2	5	5	5	0	0	0	0	0

Opponents Inside San Diego St. Red-Zone

Date	Opponent	Score	Times	Times	Total			Rush	Pass	FGs	Failed to score inside RZ					
			In RZ	Scored	Pts	TDs	TDs	TDs	TDs	Made	FGA	Down	Int	Fumb	Half	Game
08/28/2025	Stony Brook	W 42-0	0	0	0	0	0	0	0	0	0	0	0	0	0	0
09/06/2025	Washington St.	L 13-36	4	4	28	4	1	3	0	0	0	0	0	0	0	0
09/20/2025	California	W 34-0	3	0	0	0	0	0	0	0	1	1	1	0	0	0
09/27/2025	NIU	W 6-3	1	1	3	0	0	0	1	1	1	0	0	0	0	0
Totals 5 of 8 (62.5%)			8	5	31	4	1	3	1	2	2	1	1	0	0	0

2025 SAN DIEGO STATE GAME-BY-GAME STATISTICS

Date	Opponent	Rushing				Receiving				Passing				Kick Returns				Punt Returns				tot		
		no.	yds	td	lg	no.	yds	td	lg	cmp	att	int	yds	td	lg	no.	yds	td	lg	no.	yds	td	lg	off
08/28/2025	Stony Brook	54	228	4	27	16	236	1	44	16	29	0	236	1	44	0	0	0	0	9	89	0	34	464
09/06/2025	at Washington St.	30	82	1	13	15	133	1	35	15	30	0	133	1	35	0	0	0	0	1	4	0	4	215
09/20/2025	California	35	135	1	16	15	186	1	80	15	18	0	186	1	80	1	16	0	16	1	22	0	22	321
09/27/2025	at NIU	44	151	0	16	14	115	0	19	14	22	2	115	0	19	0	0	0	0	4	-1	0	1	266
San Diego St.		163	596	6	27	60	670	3	80	60	99	2	670	3	80	1	16	0	16	15	114	0	34	1266
Opponents		136	365	1	31	62	584	3	34	62	124	3	584	3	34	5	94	0	28	6	50	0	18	949

San Diego St. Averages

Games	Avg/ rush	Avg/ catch	Pass effc	KR avg	PR avg	All purpose avg/game	Total offense avg/game
4	3.7	11.2	123.4	16.0	7.6	374.0	316.5

Date	Opponent	Tackles				Sacks		Fumble		Pass Defense				blkd	PAT attempts				off	
		ua	a	total	tfl-yds	no-yds	ff	fr-yds	int-yds	qbh	brup	kick	kick	rush	rcv	saf	t/o	pts		
08/28/2025	Stony Brook	16	38	54	5.0-26	3-24	0	0-0	0-0	10	5	0	4-4	0	1	0	0	42		
09/06/2025	at Washington St.	42	34	76	3.0-5	0-0	1	0-0	0-0	6	4	0	1-1	0	0	0	0	13		
09/20/2025	California	35	26	61	5.0-27	4-26	1	1-0	2-96	8	11	0	4-4	0	0	0	14	34		
09/27/2025	at NIU	30	34	64	5.0-29	2-20	0	0-0	1-4	3	0	0	0-0	0	0	0	0	6		
San Diego St.		123	132	255	18.0-87	9-70	2	1-0	3-100	27	20	0	9-9	0	1	0	14	95		
Opponents		153	128	281	20.0-77	5-54	1	0-0	2-11	10	18	0	4-4	0	0	1	0	39		

Date	Opponent	Punting										Field Goals			Kickoffs				
		no.	yds	avg	long	blkd	tb	fc	50+	i20	md-att	long	blkd	no.	yds	avg	tb	ob	
08/28/2025	Stony Brook	4	209	52.3	67	0	2	2	2	1	2-2	42	0	8	516	64.5	6	0	
09/06/2025	at Washington St.	7	307	43.9	67	0	0	3	2	3	0-0	0	0	4	264	66.0	2	0	
09/20/2025	California	6	265	44.2	50	0	0	3	1	2	2-2	41	0	6	385	64.2	5	0	
09/27/2025	at NIU	6	282	47.0	63	0	0	1	2	5	2-2	30	0	2	130	65.0	2	0	
San Diego St.		23	1063	46.2	67	0	2	9	7	11	6-6	42	0	20	1295	64.8	15	0	
Opponents		29	1209	41.7	60	0	1	6	3	3	3-4	49	0	11	710	64.5	9	0	

2025 OPPONENT GAME-BY-GAME STATISTICS

Date	Opponent	Rushing				Receiving				Passing				Kick Returns				Punt Returns				tot		
		no.	yds	td	lg	no.	yds	td	lg	cmp	att	int	yds	td	lg	no.	yds	td	lg	no.	yds	td	lg	off
08/28/2025	Stony Brook	28	49	0	13	9	46	0	17	9	25	0	46	0	17	2	35	0	23	0	0	0	0	95
09/06/2025	at Washington St.	36	139	1	31	28	257	3	34	28	42	0	257	3	34	2	44	0	28	3	21	0	11	396
09/20/2025	California	31	65	0	9	18	224	0	33	18	41	2	224	0	33	1	15	0	15	2	11	0	8	289
09/27/2025	at NIU	41	112	0	14	7	57	0	15	7	16	1	57	0	15	0	0	0	0	1	18	0	18	169
Opponents		136	365	1	31	62	584	3	34	62	124	3	584	3	34	5	94	0	28	6	50	0	18	949
San Diego St.		163	596	6	27	60	670	3	80	60	99	2	670	3	80	1	16	0	16	15	114	0	34	1266

Opponents Averages

Games	Avg/ rush	Avg/ catch	Pass effic	KR avg	PR avg	All purpose avg/game	Total offense avg/game
4	2.7	9.4	92.7	18.8	8.3	276.0	237.3

Date	Opponent	Tackles			Sacks		Fumble		Pass Defense			blkd	PAT attempts			off	
		ua	a	total	tfl-yds	no-yds	ff	fr-yds	int-yds	qbh	brup	kick	kick	rush	rcv	saf	t/o pts
08/28/2025	Stony Brook	49	40	89	3.0-5	0-0	0	0-0	0-0	3	6	0	0-0	0	0	0	0
09/06/2025	at Washington St.	31	20	51	7.0-42	3-35	0	0-0	0-0	5	5	0	4-4	0	0	1	0
09/20/2025	California	39	18	57	5.0-14	1-9	0	0-0	0-0	0	3	0	0-0	0	0	0	0
09/27/2025	at NIU	34	50	84	5.0-16	1-10	1	0-0	2-11	2	4	0	0-0	0	0	0	3
Opponents		153	128	281	20.0-77	5-54	1	0-0	2-11	10	18	0	4-4	0	0	1	0
San Diego St.		123	132	255	18.0-87	9-70	2	1-0	3-100	27	20	0	9-9	0	1	0	14

Date	Opponent	Punting										Field Goals			Kickoffs				
		no.	yds	avg	long	blkd	tb	fc	50+	i20	md-att	long	blkd	no.	yds	avg	tb	ob	
08/28/2025	Stony Brook	10	419	41.9	49	0	0	1	0	0	0-0	0	0	1	65	65.0	1	0	
09/06/2025	at Washington St.	6	241	40.2	60	0	0	2	1	2	2-2	49	0	7	455	65.0	7	0	
09/20/2025	California	6	251	41.8	48	0	1	3	0	0	0-1	0	0	1	65	65.0	0	0	
09/27/2025	at NIU	7	298	42.6	54	0	0	0	2	1	1-1	31	0	2	125	62.5	1	0	
Opponents		29	1209	41.7	60	0	1	6	3	3	3-4	49	0	11	710	64.5	9	0	
San Diego St.		23	1063	46.2	67	0	2	9	7	11	6-6	42	0	20	1295	64.8	15	0	

2025 GAME-BY-GAME COMPARISON

Opponent	Score	First Downs				Rushing Number-Yards	Passing		Total Offense Plays-Yards	Return Yards	Turn- Overs
		Total	Rush	Pass	Pen		Comp-Att.-Int	Yards			
Stony Brook	42-0	24 / 6	14 / 3	9 / 1	1 / 2	54-228 / 28-49	16-29-0 / 9-25-0	236 / 46	83-464 / 53-95	89 / 35	0 / 0
Washington St.	13-36	10 / 19	4 / 7	6 / 11	0 / 1	30-82 / 36-139	15-30-0 / 28-42-0	133 / 257	60-215 / 78-396	4 / 65	0 / 0
California	34-0	15 / 17	7 / 4	8 / 12	0 / 1	35-135 / 31-65	15-18-0 / 18-41-2	186 / 224	53-321 / 72-289	134 / 26	0 / 3
NIU	6-3	19 / 10	9 / 6	7 / 3	3 / 1	44-151 / 41-112	14-22-2 / 7-16-1	115 / 57	66-266 / 57-169	3 / 29	2 / 1
Totals	95-39	68 / 52	34 / 20	30 / 27	4 / 5	163-596 / 136-365	60-99-2 / 62-124-3	670 / 584	262-1266 / 260-949	230 / 155	2 / 4

Opponents	3rd Down Conversion	4th Down Conversion	Time of Possession	TOP Margin	Avg Yds/Rush	Avg Yds/Pass	Avg Yds/Play	Punting Number-Avg	Penalties Number-Yards	Sacks
Stony Brook	9-19 / 2-15	3-4 / 1-2	37:25 / 20:26	16:59	4.2 / 1.8	8.1 / 1.8	5.6 / 1.8	4-52.3 / 10-41.9	7-65.0 / 4-28.0	3 / 0
Washington St.	2-13 / 5-18	1-4 / 2-3	24:54 / 35:06	-10:12	2.7 / 3.9	4.4 / 6.1	3.6 / 5.1	7-43.9 / 6-40.2	6-38.0 / 8-55.0	0 / 3
California	3-11 / 6-17	0-0 / 2-4	30:18 / 29:42	00:36	3.9 / 2.1	10.3 / 5.5	6.1 / 4.0	6-44.2 / 6-41.8	7-75.0 / 6-40.0	4 / 1
NIU	5-15 / 4-15	1-3 / 1-2	31:18 / 28:42	02:36	3.4 / 2.7	5.2 / 3.6	4.0 / 3.0	6-47.0 / 7-42.6	5-50.0 / 7-60.0	2 / 1
Totals	19-58 / 17-65	5-11 / 6-11	123:55 / 113:56	09:59	3.7 / 2.7	6.8 / 4.7	4.8 / 3.7	23-46.2 / 29-41.7	25-228.0 / 25-183.0	9 / 5

Note: Game totals are displayed in the format TEAM/OPPONENT for each category

2025 GAME-BY-GAME RUSHING STATISTICS

#21 - Byron Cardwell - RB

Date	Opponent	No.	Yds.	Avg.	TD	Lg.
A.28	Stony Brook	7	28	4.0	0	14
S.6	at Washington State	0	0	0.0	0	0
S.20	California	1	4	4.0	0	4
S.27	at Northern Illinois	0	0	0.0	0	0
0.3	Colorado State*					
0.11	at Nevada*					
0.25	at Fresno State*					
N.1	Wyoming*					
N.8	at Hawai'i*					
N.15	Boise State*					
N.22	San Jose State*					
N.28	at New Mexico*					
2025 Totals		8	33	4.0	0	14
2024^		24	75	3.1	0	10
2022%		11	76	6.9	1	16
2021%		61	417	6.8	3	34
CAREER (20-0 GP-GS)		104	600	5.8	4	34

*. Mountain West game. % - at Oregon. ^ - at California.

#4 - Jayden Denegal - QB

Date	Opponent	No.	Yds.	Avg.	TD	Lg.
A.28	Stony Brook	7	15	2.1	0	9
S.6	at Washington State	8	-28	-3.5	1	5
S.20	California	5	9	1.8	0	16
S.27	at Northern Illinois	9	19	2.1	0	12
0.3	Colorado State*					
0.11	at Nevada*					
0.25	at Fresno State*					
N.1	Wyoming*					
N.8	at Hawai'i*					
N.15	Boise State*					
N.22	San Jose State*					
N.28	at New Mexico*					
2025 Totals		29	15	0.6	1	9
2024%		4	10	2.5	0	8
2023%		0	0	0	0	0
2022%		0	0	0	0	0
CAREER (11-4 GP-GS)		33	25	1.6	1	16

*. Mountain West game. % - at Michigan

#5 - Bert Emanuel, Jr. - QB

Date	Opponent	No.	Yds.	Avg.	TD	Lg.
A.28	Stony Brook	4	23	5.8	0	10
S.6	at Washington State	2	3	1.5	0	2
S.20	California	3	6	2.0	0	5
S.27	at Northern Illinois	1	1	1.0	0	1
0.3	Colorado State*					
0.11	at Nevada*					
0.25	at Fresno State*					
N.1	Wyoming*					
N.8	at Hawai'i*					
N.15	Boise State*					
N.22	San Jose State*					
N.28	at New Mexico*					
2025 Totals		10	33	3.3	0	10
2024%		28	128	4.6	3	20
2023%		50	220	4.4	2	66
2022%		67	496	7.4	7	87
CAREER (17-8 GP-GS)		155	877	5.7	12	87

*. Mountain West game. % - at Central Michigan

#2 - Jordan Napier - WR

Date	Opponent	No.	Yds.	Avg.	TD	Lg.
A.28	Stony Brook	0	0	0.0	0	0
S.6	at Washington State	0	0	0.0	0	0
S.20	California	2	6	3.0	0	3
S.27	at Northern Illinois	4	22	5.5	0	16
0.3	Colorado State*					
0.11	at Nevada*					
0.25	at Fresno State*					
N.1	Wyoming*					
N.8	at Hawai'i*					
N.15	Boise State*					
N.22	San Jose State*					
N.28	at New Mexico*					
2025 Totals		6	28	4.3	0	16
2024		1	4	4.0	0	4
2023		0	0	0	0	0
CAREER (19-16 GP-GS)		7	32	4.2	0	16

*. Mountain West game.

#40 - Cincere Rhaney - RB

Date	Opponent	No.	Yds.	Avg.	TD	Lg.
A.28	Stony Brook	5	19	3.8	0	8
S.6	at Washington State		-did not play-			
S.20	California		-did not play-			
S.27	at Northern Illinois		-did not play-			
0.3	Colorado State*					
0.11	at Nevada*					
0.25	at Fresno State*					
N.1	Wyoming*					
N.8	at Hawai'i*					
N.15	Boise State*					
N.22	San Jose State*					
N.28	at New Mexico*					
2025 Totals		5	19	3.8	0	8
2024		0	0	0	0	0
CAREER (1-0 GP-GS)		5	19	3.8	0	8

*. Mountain West game.

#7 - Lucky Sutton - RB

Date	Opponent	No.	Yds.	Avg.	TD	Lg.
A.28	Stony Brook	23	100	4.3	2	17
S.6	at Washington State	15	88	5.9	0	13
S.20	California	12	61	5.1	1	11
S.27	at Northern Illinois	17	88	5.2	0	13
0.3	Colorado State*					
0.11	at Nevada*					
0.25	at Fresno State*					
N.1	Wyoming*					
N.8	at Hawai'i*					
N.15	Boise State*					
N.22	San Jose State*					
N.28	at New Mexico*					
2025 Totals		67	339	5.1	3	17
2024		5	35	7.0	0	17
2023		30	157	5.2	2	62
2022		2	8	4.0	0	4
CAREER (14-4 GP-GS)		104	537	5.3	5	62

#10 - Parker Threatt - WR

Date	Opponent	No.	Yds.	Avg.	TD	Lg.
A.28	Stony Brook	1	5	5.0	1	5
S.6	at Washington State		-did not play-			
S.20	California		-did not play-			
S.27	at Northern Illinois		-did not play-			
0.3	Colorado State*					
0.11	at Nevada*					
0.25	at Fresno State*					
N.1	Wyoming*					
N.8	at Hawai'i*					
N.15	Boise State*					
N.22	San Jose State*					
N.28	at New Mexico*					
2025 Totals		1	5	5.0	1	5
2024		0	0	0.0	0	0
CAREER (5-0 GP-GS)		1	5	5.0	1	5

*. Mountain West game.

#23 - Christian Washington - RB

Date	Opponent	No.	Yds.	Avg.	TD	Lg.
A.28	Stony Brook	7	38	5.4	1	27
S.6	at Washington State	3	11	3.7	0	7
S.20	California	10	51	5.1	0	11
S.27	at Northern Illinois	12	22	1.8	0	8
0.3	Colorado State*					
0.11	at Nevada*					
0.25	at Fresno State*					
N.1	Wyoming*					
N.8	at Hawai'i*					
N.15	Boise State*					
N.22	San Jose State*					
N.28	at New Mexico*					
2025 Totals		32	122	4.0	1	27
2024^		102	537	5.3	5	68
2023%		12	11	0.9	0	5
2022%		73	310	4.2	0	30
CAREER (27-2 GP-GS)		218	977	3.6	6	68

*. Mountain West game. % - at New Mexico. ^ - at Coastal Carolina.

2025 GAME-BY-GAME RECEIVING STATISTICS

#13 - Nathan Acevedo - WR

Date	Opponent	No.	Yds.	Avg.	TD	Lng.
A.28	Stony Brook	2	32	16.0	0	17
S.6	at Washington State	-did not play-				
S.20	California	0	0	0.0	0	0
S.27	at Northern Illinois	0	0	0.0	0	0
O.3	Colorado State*					
O.11	at Nevada*					
O.25	at Fresno State*					
N.1	Wyoming*					
N.8	at Hawai'i*					
N.15	Boise State*					
N.22	San Jose State*					
N.28	at New Mexico*					
2025 Totals		2	32	16.0	0	17
2024%		9	65	7.2	0	16
2023%		0	0	0.0	0	0
2022%		0	0	0.0	0	0
CAREER (10-0 GP-GS)		11	97	8.8	0	17

*- Mountain West game. % - at Fresno State.

#14 - Donovan Brown - WR

Date	Opponent	Rec.	Yds.	Avg.	TD	Lng.
A.28	Stony Brook	2	48	24.0	0	44
S.6	at Washington State	3	-5	-1.7	0	4
S.20	California	0	0	0.0	0	0
S.27	at Northern Illinois	5	42	8.4	0	13
O.3	Colorado State*					
O.11	at Nevada*					
O.25	at Fresno State*					
N.1	Wyoming*					
N.8	at Hawai'i*					
N.15	Boise State*					
N.22	San Jose State*					
N.28	at New Mexico*					
2025 Totals		10	85	8.5	0	44
2024^		30	611	20.4	8	74
2023%		27	321	11.9	1	86
2023%		0	0	0.0	0	0
CAREER (27-14 GP-GS)		67	1,017	10.2	9	86

*- Mountain West game. % - at Syracuse. ^-at Monroe University

#85 - Jerry McClure - WR

Date	Opponent	Rec.	Yds.	Avg.	TD	Lng.
A.28	Stony Brook	1	8	8.0	0	8
S.6	at Washington State	0	0	0.0	0	0
S.20	California	0	0	0.0	0	0
S.27	at Northern Illinois	-did not play-				
O.3	Colorado State*					
O.11	at Nevada*					
O.25	at Fresno State*					
N.1	Wyoming*					
N.8	at Hawai'i*					
N.15	Boise State*					
N.22	San Jose State*					
N.28	at New Mexico*					
2025 Totals		1	8	8.0	0	8
2024		0	0	0.0	0	0
2023%		0	0	0.0	0	0
CAREER (4-0 GP-GS)		1	8	8.0	0	8

*- Mountain West game. %-at UCLA

#19 - Seth Adams - TE

Date	Opponent	Rec.	Yds.	Avg.	TD	Lng.
A.28	Stony Brook	0	0	0.0	0	0
S.6	at Washington State	1	16	16.0	0	16
S.20	California	0	0	0.0	0	0
S.27	at Northern Illinois	0	0	0.0	0	0
O.3	Colorado State*					
O.11	at Nevada*					
O.25	at Fresno State*					
N.1	Wyoming*					
N.8	at Hawai'i*					
N.15	Boise State*					
N.22	San Jose State*					
N.28	at New Mexico*					
2025 Totals		1	16	16.0	0	16
2023^		0	0	0.0	0	0
2023%		0	0	0.0	0	0
20225		0	0	0.0	0	0
CAREER (33-22 GP-GS)		1	16	16.0	0	16

*- Mountain West game. %-at Kennesaw St. ^-at Southeastern Louisiana

#17 - Jacob Bostick - WR

Date	Opponent	Rec.	Yds.	Avg.	TD	Lng.
A.28	Stony Brook	3	53	17.7	1	25
S.6	at Washington State	3	48	16.0	1	35
S.20	California	4	25	6.3	0	21
S.27	at Northern Illinois	0	0	0.0	0	0
O.3	Colorado State*					
O.11	at Nevada*					
O.25	at Fresno State*					
N.1	Wyoming*					
N.8	at Hawai'i*					
N.15	Boise State*					
N.22	San Jose State*					
N.28	at New Mexico*					
2025 Totals		10	126	12.6	2	35
2024%		1	14	14.0	0	14
2023^		0	0	0.0	0	0
2022^		0	0	0.0	0	0
CAREER (20-3 GP-GS)		11	140	13.3	2	35

*- Mountain West game. %-at Texas A&M. ^-at Iowa.

#15 - Jackson Ford - TE

Date	Opponent	No.	Yds.	Avg.	TD	Lng.
A.28	Stony Brook	1	16	16.0	0	16
S.6	at Washington State	0	0	0	0	0
S.20	California	1	-1	-1.0	0	0
S.27	at Northern Illinois	1	6	6.0	0	6
O.3	Colorado State*					
O.11	at Nevada*					
O.25	at Fresno State*					
N.1	Wyoming*					
N.8	at Hawai'i*					
N.15	Boise State*					
N.22	San Jose State*					
N.28	at New Mexico*					
2025 Totals		3	21	7.0	0	16
2024%		0	0	0.0	0	0
CAREER (12-0 GP-GS)		3	21	7.0	0	16

*- Mountain West game. % - at Tulsa.

#20 - Myles Kitt-Denton - WR

Date	Opponent	Rec.	Yds.	Avg.	TD	Lng.
A.28	Stony Brook	1	-3	-3.0	0	-3
S.6	at Washington State	0	0	0.0	0	0
S.20	California	0	0	0.0	0	0
S.27	at Northern Illinois	-did not play-				
O.3	Colorado State*					
O.11	at Nevada*					
O.25	at Fresno State*					
N.1	Wyoming*					
N.8	at Hawai'i*					
N.15	Boise State*					
N.22	San Jose State*					
N.28	at New Mexico*					
2025 Totals		1	-3	-3.0	0	-3
2024^		25	452	18.1	5	75
2023^		1	54	54.0	0	54
2022%		2	44	22.0	1	44
2021%		0	0	0.0	0	0
2020%		0	0	0.0	0	0
CAREER (31-3 GP-GS)		4	133	11.1	0	17

*- Mountain West game. %-at Central Arkansas. ^-at Northwestern St.

#2 - Jordan Napier - WR

Date	Opponent	Rec.	Yds.	Avg.	TD	Lng.
A.28	Stony Brook	3	18	6.0	0	8
S.6	at Washington State	7	69	9.9	0	23
S.20	California	9	151	16.7	1	80
S.27	at Northern Illinois	6	52	12.4	0	19
O.3	Colorado State*					
O.11	at Nevada*					
O.25	at Fresno State*					
N.1	Wyoming*					
N.8	New Mexico*					
N.15	Boise State*					
N.22	San Jose State*					
N.28	at New Mexico*					
2025 Totals		25	290	11.3	1	80
2024		43	440	10.2	4	53
2023		1	-2	-2.0	0	-2
CAREER (19-16 GP-GS)		69	731	10.6	5	80

*- Mountain West game.

#7 - Lucky Sutton - RB

Date	Opponent	Rec.	Yds.	Avg.	TD	Lng.
A.28	Stony Brook	1	2	2.0	0	2
S.6	at Washington State	0	0	0.0	0	0
S.20	California	0	0	0.0	0	0
S.27	at Northern Illinois	0	0	0.0	0	0
O.3	Colorado State*					
O.11	at Nevada*					
O.25	at Fresno State*					
N.1	Wyoming*					
N.8	at Hawai'i*					
N.15	Boise State*					
N.22	San Jose State*					
N.28	at New Mexico*					
2025 Totals		1	2	2.0	0	2
2024		0	0	0.0	0	0
2023		0	0	0.0	0	0
2022		0	0	0.0	0	0
CAREER (13-3 GP-GS)		1	2	2.0	0	2

*- Mountain West game.

2025 GAME-BY-GAME RECEIVING STATISTICS

#23 - Christian Washington - RB

Date	Opponent	Rec.	Yds.	Avg.	TD	Lng.
A.28	Stony Brook	0	0	0.0	0	0
S.6	at Washington State	1	5	5.0	0	5
S.20	California	1	11	11.0	0	11
S.27	at Northern Illinois	0	0	0.0	0	0
O.3	Colorado State*					
O.11	at Nevada*					
O.25	at Fresno State*					
N.1	Wyoming*					
N.8	at Hawai'i*					
N.15	Boise State*					
N.22	San Jose State*					
N.28	at New Mexico*					
2025 Totals		2	16	8.0	0	11
2024^		4	36	9.0	0	24
2023%		1	3	3.0	0	3
2022%		12	76	6.3	0	27
CAREER (26-2 GP-GS)		19	131	6.9	0	27

* - Mountain West game. % - at New Mexico. ^ - at Coastal Carolina.

#11 - Mikey Welsh - WR

Date	Opponent	No.	Yds.	Avg.	TD	Lg.
A.28	Stony Brook	1	44	44.0	0	44
S.6	at Washington State	<i>-did not play-</i>				
S.20	California	0	0	0.0	0	0
S.27	at Northern Illinois	2	15	7.5	0	8
O.3	Colorado State*					
O.11	at Nevada*					
O.25	at Fresno State*					
N.1	Wyoming*					
N.8	at Hawai'i*					
N.15	Boise State*					
N.22	San Jose State*					
N.28	at New Mexico*					
2025 Totals		3	59	19.7	0	44
2024		0	0	0.0	0	0
2023		0	0	0.0	0	0
2022		0	0	0.0	0	0
CAREER (12-0 GP-GS)		3	59	19.7	0	44

* - Mountain West game.

#88 - Ryan Wolfer - TE

Date	Opponent	Rec.	Yds.	Avg.	TD	Lng.
A.28	Stony Brook	1	18	18.0	0	18
S.6	at Washington State	0	0	0.0	0	0
S.20	California	0	0	0.0	0	0
S.27	at Northern Illinois	0	0	0.0	0	0
O.3	Colorado State*					
O.11	at Nevada*					
O.25	at Fresno State*					
N.1	Wyoming*					
N.8	at Hawai'i*					
N.15	Boise State*					
N.22	San Jose State*					
N.28	at New Mexico*					
2025 Totals		1	18	18.0	0	18
2024		0	0	0.0	0	0
CAREER (3-0 GP-GS)		1	18	18.0	0	18

* - Mountain West game.

2025 GAME-BY-GAME PASSING STATISTICS

#4 - Jayden Denegal - QB

Date	Opponent	Cmp.	Att.	Pct.	Int.	TD	Yds.	Rtg.
A.28	Stony Brook	13	25	52.0	0	1	207	134.8
S.6	at Washington State	15	50	50.0	0	1	133	98.2
S.20	California	15	18	83.0	0	1	186	189.9
S.27	at Northern Illinois	13	20	65.0	2	0	110	91.2
O.3	Colorado State*							
O.11	at Nevada*							
O.25	at Fresno State*							
N.1	Wyoming*							
N.8	at Hawai'i*							
N.15	Boise State*							
N.22	San Jose State*							
N.28	at New Mexico*							
2025 Totals		56	93	60.0	2	3	636	124.0
2024%		0	0	0.0	0	0	0	0.00
2023%		4	5	80.0	0	1	50	230.0
2022%		0	0	0.0	0	0	0	0.00
CAREER (11-4 GP-GS)		60	98	61.2	2	4	686	181.7

* - Mountain West game. % - at Michigan

#5 - Bert Emanuel Jr. - QB

Date	Opponent	Cmp.	Att.	Pct.	Int.	TD	Yds.	Rtg.
A.28	Stony Brook	3	4	75.0	0	0	29	135.9
S.6	at Washington State	0	0	0.0	0	0	0	n/a
S.20	California	0	0	0.0	0	0	0	n/a
S.27	at Northern Illinois	1	2	50.0	0	0	5	71.0
O.3	Colorado State*							
O.11	at Nevada*							
O.25	at Fresno State*							
N.1	Wyoming*							
N.8	at Hawai'i*							
N.15	Boise State*							
N.22	San Jose State*							
N.28	at New Mexico*							
2025 Totals		4	6	66.7	0	0	34	114.3
2024%		4	6	66.7	0	2	99	315.3
2023%		19	37	51.4	3	3	286	126.8
2022%		4	8	50.0	0	0	54	106.7
CAREER (17-8 GP-GS)		31	57	54.4	3	5	473	145.1

* - Mountain West game. % - at Central Michigan

2025 GAME-BY-GAME KICK/PUNT RETURN STATISTICS

#2 - Jordan Napier - WR/KR

Date	Opponent	No.	Yds.	Avg.	TD	Lng.
A.28	Stony Brook	0	0	0.0	0	0
S.6	at Washington State	0	0	0.0	0	0
S.20	California	1	16	16.0	0	16
S.27	at Northern Illinois	0	0	0.0	0	0
O.3	Colorado State*					
O.11	at Nevada*					
O.25	at Fresno State*					
N.1	Wyoming*					
N.8	New Mexico*					
N.15	Boise State*					
N.22	San Jose State*					
N.28	at New Mexico*					
2025 Totals		1	16	16.0	0	16
2024		4	103	25.8	0	61
2023		0	0	0.0	0	0
CAREER (19-16 GP-GS)		5	525	9.7	4	53

*- Mountain West game.

#11 - Mikey Welsh - WR/KR

Date	Opponent	No.	Yds.	Avg.	TD	Lg.
A.28	Stony Brook	0	0	0.0	0	0
S.6	at Washington State	0	0	0.0	0	0
S.20	California	0	0	0.0	0	0
S.27	at Northern Illinois	0	0	0.0	0	0
O.3	Colorado State*					
O.11	at Nevada*					
O.25	at Fresno State*					
N.1	Wyoming*					
N.8	at Hawai'i*					
N.15	Boise State*					
N.22	San Jose State*					
N.28	at New Mexico*					
2025 Totals		0	0	0.0	0	0
2024		0	0	0.0	0	0
2023		0	0	0.0	0	0
2022		0	0	0.0	0	0
CAREER (11-0 GP-GS)		0	0	0.0	0	0

*- Mountain West game.

#6 - Eric Butler - S/PR

Date	Opponent	No.	Yds.	Avg.	TD	Lg.
A.28	Stony Brook	0	0	0.0	0	0
S.6	at Washington State	0	0	0.0	0	0
S.20	California	1	22	22.0	0	22
S.27	at Northern Illinois	0	0	0.0	0	0
O.3	Colorado State*					
O.11	at Nevada*					
O.25	at Fresno State*					
N.1	Wyoming*					
N.8	at Hawai'i*					
N.15	Boise State*					
N.22	San Jose State*					
N.28	at New Mexico*					
2025 Totals		1	16	16.0	0	16
2024		0	0	0.0	0	0
2023		2	23	11.5	0	14
2022		0	0	0.0	0	0
CAREER (39-15 GP-GS)		3	39	13.0	0	16

#2 - Jordan Napier - WR/PR

Date	Opponent	No.	Yds.	Avg.	TD	Lng.
A.28	Stony Brook	7	73	10.3	0	34
S.6	at Washington State	1	4	4.0	0	4
S.20	California	0	0	0.0	0	0
S.27	at Northern Illinois	4	-1	-1.0	0	1
O.3	Colorado State*					
O.11	at Nevada*					
O.25	at Fresno State*					
N.1	Wyoming*					
N.8	New Mexico*					
N.15	Boise State*					
N.22	San Jose State*					
N.28	at New Mexico*					
2025 Totals		12	76	6.3	0	34
2024		3	27	9.0	4	16
2023		0	0	0.0	0	0
CAREER (19-16 GP-GS)		15	103	6.9	0	34

*- Mountain West game.

#11 - Mikey Welsh - WR/PR

Date	Opponent	No.	Yds.	Avg.	TD	Lg.
A.28	Stony Brook	2	16	8.0	0	10
S.6	at Washington State	0	0	0.0	0	0
S.20	California	0	0	0.0	0	0
S.27	at Northern Illinois	0	0	0.0	0	0
O.3	Colorado State*					
O.11	at Nevada*					
O.25	at Fresno State*					
N.1	Wyoming*					
N.8	at Hawai'i*					
N.15	Boise State*					
N.22	San Jose State*					
N.28	at New Mexico*					
2025 Totals		2	16	8.0	0	10
2024		2	3	1.5	0	2
2023		0	0	0.0	0	0
2022		0	0	0.0	0	0
CAREER (11-0 GP-GS)		4	19	4.8	0	10

*- Mountain West game.

2025 GAME-BY-GAME PUNTING STATISTICS

#93 - Hunter Green - P/K

Date	Opponent	No.	Yards	Avg.	Long	TB	FC	In.20	50+	Blk.	Net Yds.	Net Avg.
A.28	Stony Brook	4	209	52.3	67	2	2	1	2	0	209	52.3
S.6	at Washington State	7	307	43.9	67	0	4	3	2	0	286	40.8
S.20	California	6	265	44.2	20	0	2	2	1	0	254	42.3
S.27	at Northern Illinois	6	282	47.0	63	0	0	5	2	0	264	44.0
O.3	Colorado State*											
O.11	at Nevada*											
O.25	at Fresno State*											
N.1	Wyoming*											
N.8	at Hawai'i*											
N.15	Boise State*											
N.22	San Jose State*											
N.28	at New Mexico*											
2025 Totals		23	1,063	46.2	67	2	8	11	7	0	985	42.8
2024%		66	3,063	46.4	72	6	21	23	21	0	2,695	45.5
2023%		68	2,103	43.8	70	1	20	13	15	0	1,973	43.6
2022%		0	0	0	0	0	0	0	0	0	0	0
CAREER		145	5,682	45.7	72	9	46	40	40	0	5,163	43.5

* - Mountain West game. % - at Northern Colorado.

#39 - Emil Herranen - P

Date	Opponent	No.	Yards	Avg.	Long	TB	FC	In.20	50+	Blk.	Net Yds.	Net Avg.
A.28	Stony Brook		-did not punt-									
S.6	at Washington State		-did not punt-									
S.20	California		-did not punt-									
S.27	at Northern Illinois		-did not punt-									
O.3	Colorado State*											
O.11	at Nevada*											
O.25	at Fresno State*											
N.1	Wyoming*											
N.8	at Hawai'i*											
N.15	Boise State*											
N.22	San Jose State*											
N.28	at New Mexico*											
2025 Totals		0	0	0	0	0	0	0	0	0	0	0
2024		0	0	0	0	0	0	0	0	0	0	0
2023%		22	856	38.9	52	0	5	3	2	0	845	38.4
2022%		50	2,089	41.8	63	2	11	7	8	0	1,633	32.7
CAREER		72	2,945	40.9	63	2	16	10	10	0	2,478	34.4

* - Mountain West game. % - at Northern Arizona.

2025 GAME-BY-GAME KICKING STATISTICS

#93 - Hunter Green - K/P

Date	Opponent	Extra Points			Field Goals				Total Pts.	Kickoffs				
		Made	Att.	Pct.	Made	Att.	Pct.	Long		No.	Yards	Avg.	TB	OB
A.28	Stony Brook	0	0	0.0	0	0	0.0	0	0	4	260	65.0	4	0
S.6	at Washington State	0	0	0.0	0	0	0.0	0	0	2	134	67.0	0	0
S.20	California	0	0	0.0	0	0	0.0	0	0	0	0	0.0	0	0
S.27	at Northern Illinois	0	0	0.0	0	0	0.0	0	0	1	65	65.0	1	0
O.3	Colorado State*													
O.11	at Nevada*													
O.25	at Fresno State*													
N.1	Wyoming*													
N.8	at Hawai'i*													
N.15	Boise State*													
N.22	San Jose State*													
N.28	at New Mexico*													
2025 Totals		0	0	0.0	0	0	0.0	0	0	7	459	65.6	5	0
2024%		13	13	100.0	3	8	37.5	53	22	29	1,816	62.6	22	1
2023%		15	16	93.8	9	12	75.0	50	42	37	2,402	64.9	35	0
2022%		0	0	0.0	0	0	0.0	0	0	0	0	0.0	0	0
CAREER		0	0	0.0	0	0	0.0	0	0	73	4,677	64.1	62	1

* - Mountain West game. % - at Northern Colorado

#46 - Gabriel Plascencia - K

Date	Opponent	Extra Points			Field Goals				Total Pts.	Kickoffs				
		Made	Att.	Pct.	Made	Att.	Pct.	Long		No.	Yards	Avg.	TB	OB
A.28	Stony Brook	3	3	100.0	2	2	100.0	42	9	4	256	64.0	2	0
S.6	at Washington State	1	1	100.0	0	0	0.0	0	1	2	130	65.0	2	0
S.20	California	4	4	100.0	2	2	100.0	41	10	6	385	64.2	5	0
S.27	at Northern Illinois	0	0	0.0	2	2	100.0	30	6	1	65	65.0	1	0
O.3	Colorado State*													
O.11	at Nevada*													
O.25	at Fresno State*													
N.1	Wyoming*													
N.8	at Hawai'i													
N.15	Boise State*													
N.22	San Jose State*													
N.28	at New Mexico*													
2025 Totals		8	8	100.0	6	6	100.0	42	26	13	836	64.3	10	0
2024		18	19	94.7	13	14	92.9	50	57	50	2,980	59.6	23	4
2023		2	2	100.0	4	4	100.0	46	14	16	992	62.0	2	1
CAREER (17 GP)		28	29	98.23	21	22	97.63	138	91	78	4,743	62.0	34	5

* - Mountain West game.

2025 GAME-BY-GAME DEFENSIVE STATISTICS

#42 - Brady Anderson - LB

Date	Opponent	U	A	T	TFL	SK	INT	PBU	FF	FR
A.28	Stony Brook	1	3	4	0.0	0.0	0	0	0	0
S.6	at Washington St.	0	1	1	0.0	0.0	0	0	0	0
S.20	California	2	1	3	0.0	0.0	0	0	0	0
S.27	at Northern Illinois	0	0	0	0.0	0.0	0	0	0	0
O.3	Colorado State*									
O.11	at Nevada*									
O.25	at Fresno State*									
N.1	Wyoming*									
N.8	at Hawai'i*									
N.15	Boise State*									
N.22	San Jose State*									
N.28	at New Mexico*									
2025 Totals		3	5	8	0.0	0.0	0	0	0	0
2024		6	9	15	2.0	1.0	0	0	0	1
2023		5	9	14	0.0	0.0	0	0	0	0
2022		1	0	1	0.0	0.0	0	0	0	0
2021		0	1	1	0.0	0.0	0	0	0	0
CAREER (42-1 GP-GS)		18	21	39	2.0	1.0	0	0	0	0

*. Mountain West game.

#31 - Jared Badie - EDGE

Date	Opponent	U	A	T	TFL	SK	INT	PBU	FF	FR
A.28	Stony Brook	0	1	1	0.5	0.5	0	0	0	0
S.6	at Washington St.	0	0	0	0	0	0	0	0	0
S.20	California	0	1	1	0.0	0.0	0	0	0	0
S.27	at Northern Illinois	0	1	1	0.0	0.0	0	0	0	0
O.3	Colorado State*									
O.11	at Nevada*									
O.25	at Fresno State*									
N.1	Wyoming*									
N.8	at Hawai'i*									
N.15	Boise State*									
N.22	San Jose State*									
N.28	at New Mexico*									
2025 Totals		0	3	3	0.5	0.5	0	0	0	0
2024		2	1	3	0.0	0.0	0	0	0	0
2023%		0	0	0	0.0	0.0	0	0	0	0
2022%		1	0	1	0.0	0.0	0	0	0	0
CAREER (13-0 GP-GS)		3	4	7	0.5	0.5	0	0	0	0

*. Mountain West game. %-at Illinois

#90 - Sam Benjamin - DL

Date	Opponent	U	A	T	TFL	SK	INT	PBU	FF	FR
A.28	Stony Brook	0	0	0	0.0	0.0	0	0	0	0
S.6	at Washington St.	1	1	2	1.0	0.0	0	0	0	0
S.20	California	0	1	1	0.0	0.0	0	0	0	0
S.27	at Northern Illinois	2	1	3	0.5	0.0	0	0	0	0
O.3	Colorado State*									
O.11	at Nevada*									
O.25	at Fresno State*									
N.1	Wyoming*									
N.8	at Hawai'i*									
N.15	Boise State*									
N.22	San Jose State*									
N.28	at New Mexico*									
2025 Totals		3	3	6	1.5	0.0	0	0	0	0
2024		2	2	4	0.0	0.0	0	0	0	0
2023^		2	4	6	0.5	0.0	0	0	0	0
2022%		6	8	14	2.0	0.5	0	3	0	1
CAREER (33-8)		13	17	30	4.0	0.5	0	3	0	1

*. Mountain West game. %-at Idaho State, ^-at Arizona State

#6 - Eric Butler - S

Date	Opponent	U	A	T	TFL	SK	INT	PBU	FF	FR
A.28	Stony Brook	0	1	1	0	0	0	0	0	0
S.6	at Washington St.	2	4	6	0	0	0	0	0	0
S.20	California	1	0	1	0.0	0.0	0	1	0	0
S.27	at Northern Illinois	3	2	5	0.0	0.0	0	0	0	0
O.3	Colorado State*									
O.11	at Nevada*									
O.25	at Fresno State*									
N.1	Wyoming*									
N.8	at Hawai'i*									
N.15	Boise State*									
N.22	San Jose State*									
N.28	at New Mexico*									
2025 Totals		6	7	13	0.0	0.0	0	1	0	0
2024		34	15	49	2.5	0.0	1	3	1	0
2023		13	8	21	2.5	1.0	0	0	0	0
2022		3	4	7	0.0	0.0	0	0	0	0
CAREER (39-15 GP-GS)		56	34	90	5.0	1.0	1	4	1	0

*. Mountain West game.

#23 - Isaiah Buxton - CB

Date	Opponent	U	A	T	TFL	SK	INT	PBU	FF	FR
A.28	Stony Brook	1	0	1	0	0	0	0	0	0
S.6	at Washington St.	0	0	0	0	0	0	0	0	0
S.20	California	0	0	0	0	0	0	0	0	0
S.27	at Northern Illinois									
O.3	Colorado State**									
O.11	at Nevada*									
O.25	at Fresno State*									
N.1	Wyoming*									
N.8	at Hawai'i*									
N.15	Boise State*									
N.22	San Jose State*									
N.28	at New Mexico*									
2025 Totals		1	0	1	0.0	0.0	0	0	0	0
2024		0	0	0	0.0	0.0	0	0	0	0
CAREER (3-0 GP-GS)		1	0	1	0.0	0.0	0	0	0	0

*. Mountain West game.

#12 - Owen Chambliss - LB

Date	Opponent	U	A	T	TFL	SK	INT	PBU	FF	FR
A.28	Stony Brook	3	4	7	1.5	1.0	0	0	0	0
S.6	at Washington St.	6	3	9	0	0.0	0	1	0	0
S.20	California	7	3	10	0.5	0.0	0	1	0	0
S.27	at Northern Illinois	6	7	13	1.0	1.0	0	0	0	0
O.3	Colorado State*									
O.11	at Nevada*									
O.25	at Fresno State*									
N.1	Wyoming*									
N.8	at Hawai'i*									
N.15	Boise State*									
N.22	San Jose State*									
N.28	at New Mexico*									
2025 Totals		22	17	39	3.0	2.0	0	2	0	0
2024		16	15	31	0.0	0.0	0	1	0	0
2023%		1	0	1	0.0	0.0	0	0	0	0
CAREER (7-4 GP-GS)		39	32	71	3.0	2.0	0	3	0	0

*. Mountain West game. %-at Utah

#50 - Tyson Chavez - LS

Date	Opponent	U	A	T	TFL	SK	INT	PBU	FF	FR
A.28	Stony Brook	0	0	0	0.0	0.0	0	0	0	0
S.6	at Washington St.	0	1	0	0.0	0.0	0	0	0	0
S.20	California	0	0	0	0.0	0.0	0	0	0	0
S.27	at Northern Illinois	0	0	0	0.0	0.0	0	0	0	0
O.3	Colorado State*									
O.11	at Nevada*									
O.25	at Fresno State*									
N.1	Wyoming*									
N.8	at Hawai'i*									
N.15	Boise State*									
N.22	San Jose State*									
N.28	at New Mexico*									
2025 Totals		0	1	0	0.0	0.0	0	0	0	0
2024		0	0	0	0.0	0.0	0	0	0	0
2023		0	0	0	0.0	0.0	0	0	0	0
2022		0	0	0	0.0	0.0	0	0	0	0
CAREER (0-4 GP-GS)		0	0	0	0.0	0.0	0	0	0	0

*. Mountain West game.

#54 - Krishna Clay - DL

Date	Opponent	U	A	T	TFL	SK	INT	PBU	FF	FR
A.28	Stony Brook	1	0	1	0.0	0.0	0	0	0	0
S.6	at Washington St.	0	1	1	0.0	0.0	0	0	0	0
S.20	California	0	1	1	0.0	0.0	0	0	0	0
S.27	at Northern Illinois	1	1	2	0.5	0.0	0	0	0	0
O.3	Colorado State*									
O.11	at Nevada*									
O.25	at Fresno State*									
N.1	Wyoming*									
N.8	at Hawai'i*									
N.15	Boise State*									
N.22	San Jose State*									
N.28	at New Mexico*									
2025 Totals		2	3	5	0.5	0.0	0	0	0	0
2024		20	20	40	4.5	1.5	0	0	0	1
CAREER (16-12 GP-GS)		22	23	45	5.0	1.5	0	0	0	1

*. Mountain West game.

2025 GAME-BY-GAME DEFENSIVE STATISTICS

#91 - Amari Comier - DL

Date	Opponent	U	A	T	TFL	SK	INT	PBU	FF	FR
A.28	Stony Brook	0	1	1	0.0	0.0	0	0	0	0
S.6	at Washington St.	0	2	2	0.0	0.0	0	0	0	0
S.20	California	0	0	0	0.0	0.0	0	0	0	0
S.27	at Northern Illinois	1	1	2	0.5	0.0	0	0	0	0
0.3	Colorado State*									
0.11	at Nevada*									
0.25	at Fresno State*									
N.1	Wyoming*									
N.8	at Hawai'i*									
N.15	Boise State*									
N.22	San Jose State*									
N.28	at New Mexico*									
2025 Totals		1	4	5	0.5	0.0	0	0	0	0
CAREER (4-0 GP-GS)		1	4	5	0.5	0.0	0	0	0	0

*- Mountain West game.

#24 - Josiah Cox - S

Date	Opponent	U	A	T	TFL	SK	INT	PBU	FF	FR
A.28	Stony Brook	0	2	2	0.0	0.0	0	0	0	0
S.6	at Washington St.	0	1	1	0.0	0.0	0	0	0	0
S.20	California	0	1	1	0.0	0.0	0	0	0	0
S.27	at Northern Illinois	0	0	0	0.0	0.0	0	0	0	0
0.3	Colorado State*									
0.11	at Nevada*									
0.25	at Fresno State*									
N.1	Wyoming*									
N.8	at Hawai'i*									
N.15	Boise State*									
N.22	San Jose State*									
N.28	at New Mexico*									
2025 Totals		0	4	4	0.0	0.0	0	0	0	0
2024^		17	18	35	0.0	0.0	2	1	0	0
2023%		1	2	3	0.0	0.5	0	0	0	0
CAREER (46-0 GP-GS)		18	24	42	0.0	0.5	2	1	0	0

*- Mountain West game. %- at Arizona State. ^- at New Mexico State

#48 - Kainoa Davis - DL

Date	Opponent	U	A	T	TFL	SK	INT	PBU	FF	FR
A.28	Stony Brook	1	0	1	0.0	0.0	0	0	0	0
S.6	at Washington St.	0	0	0	0.0	0.0	0	0	0	0
S.20	California	0	0	0	0.0	0.0	0	0	0	0
S.27	at Northern Illinois									
0.3	Colorado State*									
0.11	at Nevada*									
0.25	at Fresno State*									
N.1	Wyoming*									
N.8	at Hawai'i*									
N.15	Boise State*									
N.22	San Jose State*									
N.28	at New Mexico*									
2025 Totals		1	0	1	0.0	0.0	0	0	0	0
2024%		0	0	0	0.0	0.0	0	0	0	0
CAREER (3-0 GP-GS)		0	0	0	0.0	0.0	0	0	0	0

*- Mountain West game. %- at Charlotte

#55 - Malachi Finau - DL

Date	Opponent	U	A	T	TFL	SK	INT	PBU	FF	FR
A.28	Stony Brook	0	2	2	0.5	0.0	0	0	0	0
S.6	at Washington St.	0	1	1	0.0	0.0	0	0	0	0
S.20	California	0	2	2	0.0	0.0	0	0	0	0
S.27	at Northern Illinois	0	1	1	0.0	0.0	0	0	0	0
0.3	Colorado State*									
0.11	at Nevada*									
0.25	at Fresno State*									
N.1	Wyoming*									
N.8	at Hawai'i*									
N.15	Boise State*									
N.22	San Jose State*									
N.28	at New Mexico*									
2025 Totals		0	6	6	0.5	0.0	0	0	0	0
2024%		10	9	19	3.0	3.5	0	0	0	0
2023%		1	3	4	0.5	0.5	0	0	0	0
2022%		0	0	0	0.0	0.0	0	0	0	0
CAREER (25-4 GP-GS)		11	18	29	4.0	4.0	0	0	0	0

*- Mountain West game. %- at Hawai'i

#22 - Max Garrison - S

Date	Opponent	U	A	T	TFL	SK	INT	PBU	FF	FR
A.28	Stony Brook	0	0	0	0.0	0.0	0	0	0	0
S.6	at Washington St.	1	0	1	0.0	0.0	0	0	0	0
S.20	California	0	1	1	0.0	0.0	0	0	0	0
S.27	at Northern Illinois	0	0	0	0.0	0.0	0	0	0	0
0.3	Colorado State*									
0.11	at Nevada*									
0.25	at Fresno State*									
N.1	Wyoming*									
N.8	at Hawai'i*									
N.15	Boise State*									
N.22	San Jose State*									
N.28	at New Mexico*									
2025 Totals		1	1	2	0.0	0.0	0	0	0	0
2024		2	1	3	0.0	0.0	0	0	0	0
2023		2	0	2	0.0	0.0	0	0	0	0
2022		1	1	2	0.0	0.0	0	0	0	0
CAREER (33-0 GP-GS)		6	3	9	0.0	0.0	0	0	0	0

*- Mountain West game.

#35 - Hunter Haines - S

Date	Opponent	U	A	T	TFL	SK	INT	PBU	FF	FR
A.28	Stony Brook	0	0	0	0.0	0.0	0	0	0	0
S.6	at Washington St.	0	0	0	0.0	0.0	0	0	0	0
S.20	California	0	0	0	0.0	0.0	0	0	0	0
S.27	at Northern Illinois									
0.3	Colorado State*									
0.11	at Nevada*									
0.25	at Fresno State*									
N.1	Wyoming*									
N.8	at Hawai'i*									
N.15	Boise State*									
N.22	San Jose State*									
N.28	at New Mexico*									
2025 Totals		0	0	0	0.0	0.0	0	0	0	0
2024%		1	0	1	0.0	0.0	0	0	0	0
CAREER (7-0 GP-GS)		0	0	0	0.0	0.0	0	0	0	0

*- Mountain West game. %- at Washington State

#15- Xavier Hamlett - CB

Date	Opponent	U	A	T	TFL	SK	INT	PBU	FF	FR
A.28	Stony Brook	0	0	0	0.0	0.0	0	0	0	0
S.6	at Washington St.	0	0	0	0.0	0.0	0	0	0	0
S.20	California									
S.27	at Northern Illinois	0	0	0	0.0	0.0	0	0	0	0
0.3	Colorado State*									
0.11	at Nevada*									
0.25	at Fresno State*									
N.1	Wyoming*									
N.8	at Hawai'i*									
N.15	Boise State*									
N.22	San Jose State*									
N.28	at New Mexico*									
2025 Totals		0	0	0	0.0	0.0	0	0	0	0
2024		0	0	0	0.0	0.0	0	0	0	0
2023		0	0	0	0.0	0.0	0	0	0	0
CAREER (14-0 GP-GS)		0	0	0	0.0	0.0	0	0	0	0

*- Mountain West game.

#34 - Dean Harrington - LB

Date	Opponent	U	A	T	TFL	SK	INT	PBU	FF	FR
A.28	Stony Brook	0	0	0	0.0	0.0	0	0	0	0
S.6	at Washington St.									
S.20	California	0	0	0	0.0	0.0	0	0	0	0
S.27	at Northern Illinois	1	0	1	0.0	0.0	0	0	0	0
0.3	Colorado State*									
0.11	at Nevada*									
0.25	at Fresno State*									
N.1	Wyoming*									
N.8	at Hawai'i*									
N.15	Boise State*									
N.22	San Jose State*									
N.28	at New Mexico*									
2025 Totals		1	0	1	0.0	0.0	0	0	0	0
2024		0	0	0	0.0	0.0	0	0	0	0
CAREER (3-0 GP-GS)		1	0	1	0.0	0.0	0	0	0	0

*- Mountain West game.

2025 GAME-BY-GAME DEFENSIVE STATISTICS

#45 - DJ Herman - LB

Date	Opponent	U	A	T	TFL	SK	INT	PBU	FF	FR
A.28	Stony Brook	1	1	2	0.0	0.0	0	0	0	0
S.6	at Washington St.	0	0	0	0.0	0.0	0	0	0	0
S.20	California	1	1	2	0.0	0.0	0	0	0	0
S.27	at Northern Illinois	0	0	0	0.0	0.0	0	0	0	0
O.3	Colorado State*									
O.11	at Nevada*									
O.25	at Fresno State*									
N.1	Wyoming*									
N.8	at Hawai'i*									
N.15	Boise State*									
N.22	San Jose State*									
N.28	at New Mexico*									
2025 Totals		2	2	4	0.0	0.0	0	0	0	0
2024		13	16	29	1.0	0.0	0	1	0	0
2023		0	1	1	0.0	0.0	0	0	0	0
2022		2	1	3	0.0	0.0	0	0	0	0
2021		0	0	0	0.0	0.0	0	0	0	0
CAREER (40-2 GP-GS)		17	20	37	1.0	0.0	0	1	0	0

* Mountain West game.

#10 - Ryan Henderson - EDGE

Date	Opponent	U	A	T	TFL	SK	INT	PBU	FF	FR
A.28	Stony Brook	2	0	2	1.0	0.0	0	0	0	0
S.6	at Washington St.	1	0	1	0.0	0.0	0	0	0	0
S.20	California	1	1	2	1.0	1.0	0	0	0	0
S.27	at Northern Illinois	1	1	2	1.0	1.0	0	0	0	0
O.3	Colorado State*									
O.11	at Nevada*									
O.25	at Fresno State*									
N.1	Wyoming*									
N.8	at Hawai'i*									
N.15	Boise State*									
N.22	San Jose State*									
N.28	at New Mexico*									
2025 Totals		5	2	7	3.0	2.0	0	0	0	0
2024		7	6	13	2.5	2.5	0	0	0	0
2023		3	5	8	1.0	1.0	0	0	1	1
2022		0	0	0	0.0	0.0	0	0	0	0
CAREER (24-2 GP-GS)		14	13	28	6.5	5.5	0	0	1	1

* Mountain West game.

#29 - Josh Hunter - S

Date	Opponent	U	A	T	TFL	SK	INT	PBU	FF	FR
A.28	Stony Brook	0	1	1	0.0	0.0	0	1	0	0
S.6	at Washington St.	0	0	0	0.0	0.0	0	0	0	0
S.20	California	0	0	0	0.0	0.0	0	0	0	0
S.27	at Northern Illinois	0	1	1	0.0	0.0	0	0	0	0
O.3	Colorado State*									
O.11	at Nevada*									
O.25	at Fresno State*									
N.1	Wyoming*									
N.8	at Hawai'i*									
N.15	Boise State*									
N.22	San Jose State*									
N.28	at New Mexico*									
2025 Totals		0	2	2	0.0	0.0	0	0	0	0
2024		21	10	31	3.0	0.5	0	2	0	0
2023		26	12	38	1.0	0.0	0	2	0	0
2022		1	0	1	0.0	0.0	0	0	0	0
CAREER (29-5 GP-GS)		48	24	72	4.0	0.5	0	4	0	0

* Mountain West game.

#1 - Chris Johnson - CB

Date	Opponent	U	A	T	TFL	SK	INT	PBU	FF	FR
A.28	Stony Brook	1	1	2	0.0	0.0	0	2	0	0
S.6	at Washington St.	5	3	8	0.0	0.0	0	1	1	0
S.20	California	2	5	7	0.5	0.0	1	1	0	0
S.27	at Northern Illinois	6	1	7	0.5	0.0	1	0	0	0
O.3	Colorado State*									
O.11	at Nevada*									
O.25	at Fresno State*									
N.1	Wyoming*									
N.8	at Hawai'i*									
N.15	Boise State*									
N.22	San Jose State*									
N.28	at New Mexico*									
2025 Totals		14	10	24	1.0	0.0	2	4	1	0
2024		49	18	67	0.5	0.0	1	4	3	0
2023		15	15	30	0.0	0.0	1	1	1	0
2022		5	1	6	0.0	0.0	0	0	0	0
CAREER (40-16 GP-GS)		83	44	127	1.5	0.0	4	9	5	0

* Mountain West game.

#52 - Jayden Kendricks - LB

Date	Opponent	U	A	T	TFL	SK	INT	PBU	FF	FR
A.28	Stony Brook	0	0	0	0.0	0.0	0	0	0	0
S.6	at Washington St.									
S.20	California									
S.27	at Northern Illinois									
O.3	Colorado State*									
O.11	at Nevada*									
O.25	at Fresno State*									
N.1	Wyoming*									
N.8	at Hawai'i*									
N.15	Boise State*									
N.22	San Jose State*									
N.28	at New Mexico*									
2025 Totals		0	0	0	0.0	0.0	0	0	0	0
2024		0	0	0	0.0	0.0	0	0	0	0
2023		0	0	0	0.0	0.0	0	0	0	0
CAREER (1-0 GP-GS)		0	0	0	0.0	0.0	0	0	0	0

* Mountain West game.

#44 - Niles King - EDGE

Date	Opponent	U	A	T	TFL	SK	INT	PBU	FF	FR
A.28	Stony Brook	0	3	3	0.0	0.0	0	0	0	0
S.6	at Washington St.	0	1	1	0.0	0.0	0	0	0	0
S.20	California	0	2	2	0.0	0.0	0	0	0	0
S.27	at Northern Illinois	0	1	1	0.0	0.0	0	0	0	0
O.3	Colorado State*									
O.11	at Nevada*									
O.25	at Fresno State*									
N.1	Wyoming*									
N.8	at Hawai'i*									
N.15	Boise State*									
N.22	San Jose State*									
N.28	at New Mexico*									
2025 Totals		0	7	7	0.0	0.0	0	0	0	0
2024%		18	17	35	12.0	8.5	0	0	1	0
2023%		14	14	28	13.5	10.0	0	0	3	0
2022%		2	5	7	1.5	1.5	0	0	0	0
CAREER (38-26 GP-GS)		34	43	77	27.0	20.0	0	0	4	0

* Mountain West game. % - at Grand Valley State.

#21 - Tano Letuli - LB

Date	Opponent	U	A	T	TFL	SK	INT	PBU	FF	FR
A.28	Stony Brook	1	8	9	0.0	0.0	0	1	0	0
S.6	at Washington St.	5	6	11	0.0	0.0	0	0	0	0
S.20	California									
S.27	at Northern Illinois	2	4	6	0.0	0.0	0	0	0	0
O.3	Colorado State*									
O.11	at Nevada*									
O.25	at Fresno State*									
N.1	Wyoming*									
N.8	at Hawai'i*									
N.15	Boise State*									
N.22	San Jose State*									
N.28	at New Mexico*									
2025 Totals		8	18	26	0.0	0.0	0	1	0	0
2024		38	32	70	3.5	1.5	1	0	0	1
2023%		7	5	12	0.0	0.0	0	0	0	0
CAREER (24-13 GP-GS)		53	55	108	3.5	1.5	1	1	0	1

* Mountain West game. % - at Army.

#14 - Jatavious Magee - S

Date	Opponent	U	A	T	TFL	SK	INT	PBU	FF	FR
A.28	Stony Brook	0	0	0	0.0	0.0	0	0	0	0
S.6	at Washington St.	1	0	1	0.0	0.0	0	0	0	0
S.20	California									
S.27	at Northern Illinois									
O.3	Colorado State*									
O.11	at Nevada*									
O.25	at Fresno State*									
N.1	Wyoming*									
N.8	at Hawai'i*									
N.15	Boise State*									
N.22	San Jose State*									
N.28	at New Mexico*									
2025 Totals		1	0	1	0.0	0.0	0	0	0	0
2024		2	1	3	0.0	0.0	0	0	0	0
2023		3	0	3	0.0	0.0	0	0	0	0
2022		1	0	1	0.0	0.0	0	0	0	0
2021		0	0	0	0.0	0.0	0	0	0	0
CAREER (36-0 GP-GS)		7	1	8	0.0	0.0	0	0	0	0

2025 GAME-BY-GAME DEFENSIVE STATISTICS

#17 - Deshawn McQuin - S

Date	Opponent	U	A	T	TFL	SK	INT	PBU	FF	FR
A.28	Stony Brook	0	0	0	0.0	0.0	0	0	0	0
S.6	at Washington St.	3	0	3	0.0	0.0	0	0	0	0
S.20	California	0	0	0	0.0	0.0	0	0	0	0
S.27	at Northern Illinois	0	0	0	0.0	0.0	0	0	0	0
0.3	Colorado State*									
0.11	at Nevada*									
0.25	at Fresno State*									
N.1	Wyoming*									
N.8	at Hawai'i*									
N.15	Boise State*									
N.22	San Jose State*									
N.28	at New Mexico*									
2025 Totals		3	0	3	0.0	0.0	0	0	0	0
2024		19	9	28	2.0	1.0	0	5	0	0
2023		9	4	13	1.5	0.5	1	2	0	0
2022%		8	2	10	0.0	0.0	0	1	0	0
2021%		0	1	1	0.0	0.0	1	0	0	0
2020%		5	1	6	0.0	0.0	0	0	0	0
2019%		1	0	1	0.0	0.0	0	0	0	0
CAREER (48-10 GP-GS)		45	17	62	3.5	1.5	2	8	0	0

* - Mountain West game. % - at TCU.

#26 - Dwayne McDougle - S

Date	Opponent	U	A	T	TFL	SK	INT	PBU	FF	FR
A.28	Stony Brook	0	1	1	0.0	0.0	0	0	0	0
S.6	at Washington St.	3	1	4	0.0	0.0	0	0	0	0
S.20	California	3	0	3	0.0	0.0	0	2	0	1
S.27	at Northern Illinois	0	1	1	0.0	0.0	0	0	0	0
0.3	Colorado State*									
0.11	at Nevada*									
0.25	at Fresno State*									
N.1	Wyoming*									
N.8	at Hawai'i*									
N.15	Boise State*									
N.22	San Jose State*									
N.28	at New Mexico*									
2025 Totals		6	3	9	0.0	0.0	0	2	0	1
2024^		31	27	58	1.5	0.0	0	0	0	0
2023^		13	16	29	1.0	0.0	2	0	1	0
2022%		0	1	1	0.0	0.0	0	0	0	0
CAREER (31-4 GP-GS)		50	47	97	2.5	0.0	2	2	1	1

* - Mountain West game. % - Northern Arizona. ^ - at Idaho

#20 - Jelani McLaughlin - S

Date	Opponent	U	A	T	TFL	SK	INT	PBU	FF	FR
A.28	Stony Brook	0	2	2	0.0	0.0	0	0	0	0
S.6	at Washington St.	1	0	1	0.0	0.0	0	0	0	0
S.20	California	0	0	0	0.0	0.0	0	0	0	0
S.27	at Northern Illinois	0	0	0	0.0	0.0	0	0	0	0
0.3	Colorado State*									
0.11	at Nevada*									
0.25	at Fresno State*									
N.1	Wyoming*									
N.8	at Hawai'i*									
N.15	Boise State*									
N.22	San Jose State*									
N.28	at New Mexico*									
2025 Totals		1	2	3	0.0	0.0	0	0	0	0
2024		4	3	7	0.0	0.0	0	0	0	0
2023		0	0	0	0.0	0.0	0	0	0	0
CAREER (17-0 GP-GS)		5	5	10	0.0	0.0	0	0	0	0

* - Mountain West game.

#33 - Brady Nassar - EDGE

Date	Opponent	U	A	T	TFL	SK	INT	PBU	FF	FR
A.28	Stony Brook	0	0	0	0.0	0.0	0	0	0	0
S.6	at Washington St.	0	0	0	0.0	0.0	0	0	0	0
S.20	California	0	0	0	0.0	0.0	0	0	0	0
S.27	at Northern Illinois	0	0	0	0.0	0.0	0	0	0	0
0.3	Colorado State*									
0.11	at Nevada*									
0.25	at Fresno State*									
N.1	Wyoming*									
N.8	at Hawai'i*									
N.15	Boise State*									
N.22	San Jose State*									
N.28	at New Mexico*									
2025 Totals		0	0	0	0.0	0.0	0	0	0	0
2024		14	12	26	4.5	1.0	1	0	0	0
2023		4	2	6	0.0	0.0	0	0	0	0
CAREER (26-11 GP-GS)		18	14	32	4.5	1.0	1	0	0	0

* - Mountain West game.

#0 - Bryce Phillips - CB

Date	Opponent	U	A	T	TFL	SK	INT	PBU	FF	FR
A.28	Stony Brook	2	0	2	0.0	0.0	0	0	0	0
S.6	at Washington St.	6	0	6	0.0	0.0	0	0	0	0
S.20	California	4	0	4	0.0	0.0	0	4	0	0
S.27	at Northern Illinois	0	2	2	0.0	0.0	0	0	0	0
0.3	Colorado State*									
0.11	at Nevada*									
0.25	at Fresno State*									
N.1	Wyoming*									
N.8	at Hawai'i*									
N.15	Boise State*									
N.22	San Jose State*									
N.28	at New Mexico*									
2025 Totals		12	2	14	0.0	0.0	0	4	0	0
2024		32	8	40	4.0	0.0	1	1	0	0
2023%		20	13	33	5.0	0.0	1	8	0	0
2022%		27	8	35	1.0	0.0	0	10	0	0
CAREER (38-38 GP-GS)		91	31	122	10.0	0.0	2	23	0	0

* - Mountain West game. % - at Tennessee State.

#56 - Augsut Salvati - DL

Date	Opponent	U	A	T	TFL	SK	INT	PBU	FF	FR
A.28	Stony Brook	1	2	3	1.5	1.5	0	0	0	0
S.6	at Washington St.	0	0	0	0.0	0.0	0	0	0	0
S.20	California	2	0	2	2.0	2.0	0	0	0	0
S.27	at Northern Illinois	0	0	0	0.0	0.0	0	0	0	0
0.3	Colorado State*									
0.11	at Nevada*									
0.25	at Fresno State*									
N.1	Wyoming*									
N.8	at Hawai'i*									
N.15	Boise State*									
N.22	San Jose State*									
N.28	at New Mexico*									
2025 Totals		3	2	5	3.5	3.5	0	0	0	0
2024%		0	0	0	0.0	0.0	0	0	0	0
CAREER (5-0 GP-GS)		3	2	5	3.5	3.5	0	0	0	0

* - Mountain West game. % - at Florida Atlantic.

#9 - Dalesean Staley - S

Date	Opponent	U	A	T	TFL	SK	INT	PBU	FF	FR
A.28	Stony Brook	0	0	0	0.0	0.0	0	2	0	0
S.6	at Washington St.	3	3	6	0.5	0.0	0	1	0	0
S.20	California	6	1	7	0.0	0.0	1	1	1	0
S.27	at Northern Illinois	2	3	5	0.0	0.0	0	0	0	0
0.3	Colorado State*									
0.11	at Nevada*									
0.25	at Fresno State*									
N.1	Wyoming*									
N.8	at Hawai'i*									
N.15	Boise State*									
N.22	San Jose State*									
N.28	at New Mexico*									
2025 Totals		11	7	18	0.5	0.0	1	4	1	0
2024		37	24	61	0.0	0.0	0	0	0	1
2023%		32	37	69	3.0	0.0	3	5	0	0
2022%		3	0	3	0.0	0.0	0	0	0	0
CAREER (29-24 GP-GS)		83	68	151	3.5	0.0	4	9	1	1

* - Mountain West game. % - at Northern Iowa

2025 GAME-BY-GAME DEFENSIVE STATISTICS

#94 - Teivis Tuoti - DL

Date	Opponent	U	A	T	TFL	SK	INT	PBU	FF	FR
A.28	Stony Brook	1	0	1	0.0	0.0	0	0	0	0
S.6	at Washington St.	0	1	1	0.0	0.0	0	0	0	0
S.20	California	0	0	0	0.0	0.0	0	0	0	0
S.27	at Northern Illinois	-did not play-								
O.3	Colorado State*									
O.11	at Nevada*									
O.25	at Fresno State*									
N.1	Wyoming*									
N.8	at Hawai'i*									
N.15	Boise State*									
N.22	San Jose State*									
N.28	at New Mexico*									
2025 Totals		1	1	2	0.0	0.0	0	0	0	0
2024		3	10	13	1.0	1.0	0	0	0	0
2023^		0	0	0	0.0	0.0	0	0	0	0
2022^		6	9	15	0.0	0.0	0	0	0	0
2021%		0	2	2	0.0	0.0	0	0	0	0
CAREER (13-1 GP-GS)		10	22	32	1.0	1.0	0	0	0	0

* - Mountain West game. % - at Nevada. ^ - at Colorado State.

#2 - Trey White - EDGE

Date	Opponent	U	A	T	TFL	SK	INT	PBU	FF	FR
A.28	Stony Brook	1	2	3	0.0	0.0	0	0	0	0
S.6	at Washington St.	2	4	6	1.5	0.0	0	1	0	0
S.20	California	3	1	4	1.0	1.0	0	0	0	0
S.27	at Northern Illinois	3	4	7	0.5	0.0	0	0	0	0
O.3	Colorado State*									
O.11	at Nevada*									
O.25	at Fresno State*									
N.1	Wyoming*									
N.8	at Hawai'i*									
N.15	Boise State*									
N.22	San Jose State*									
N.28	at New Mexico*									
2025 Totals		9	11	20	3.0	1.0	0	1	0	0
2024		40	20	60	18.5	12.5	0	2	1	0
2023		9	6	15	2.0	0.0	1	1	0	1
2022		1	0	0	0.0	0.0	0	0	0	0
CAREER (31-17 GP-GS)		59	37	96	23.0	13.5	1	4	1	1

* - Mountain West game.

#41 - Mister Williams - S

Date	Opponent	U	A	T	TFL	SK	INT	PBU	FF	FR
A.28	Stony Brook	0	1	1	0.0	0.0	0	0	0	0
S.6	at Washington St.	2	2	4	0.0	0.0	0	0	0	0
S.20	California	2	3	5	0.0	0.0	0	1	0	0
S.27	at Northern Illinois	1	2	3	0.0	0.0	0	0	0	0
O.3	Colorado State*									
O.11	at Nevada*									
O.25	at Fresno State*									
N.1	Wyoming*									
N.8	at Hawai'i*									
N.15	Boise State*									
N.22	San Jose State*									
N.28	at New Mexico*									
2025 Totals		5	8	13	0.0	0.0	0	1	0	0
2024^		26	52	78	13.0	4.0	1	0	5	1
2023^		11	18	29	4.5	1.0	0	0	0	1
2022%		9	1	10	0.0	0.0	0	0	0	0
2021%		6	2	8	0.0	0.0	0	0	0	0
2020%		2	0	0	0.0	0.0	0	0	0	0
CAREER (46-16 GP-GS)		59	81	140	17.5	5.0	1	1	5	2

* - Mountain West game. % - at Colorado. ^ - at Incarnate Word.

#13 - Prince Williams - CB

Date	Opponent	U	A	T	TFL	SK	INT	PBU	FF	FR
A.28	Stony Brook	0	0	0	0.0	0.0	0	0	0	0
S.6	at Washington St.	0	0	0	0.0	0.0	0	0	0	0
S.20	California	1	0	1	0.0	0.0	0	0	0	0
S.27	at Northern Illinois	0	0	0	0.0	0.0	0	0	0	0
O.3	Colorado State*									
O.11	at Nevada*									
O.25	at Fresno State*									
N.1	Wyoming*									
N.8	at Hawai'i*									
N.15	Boise State*									
N.22	San Jose State*									
N.28	at New Mexico*									
2025 Totals		0	0	0	0.0	0.0	0	0	0	0
2024		0	0	0	0.0	0.0	0	0	0	0
CAREER (7-0 GP-GS)		1	0	1	0.0	0.0	0	0	0	0

* - Mountain West game.

#32 - Tanner Williams - LB

Date	Opponent	U	A	T	TFL	SK	INT	PBU	FF	FR
A.28	Stony Brook	0	1	1	0.0	0.0	0	0	0	0
S.6	at Washington St.	-did not play-								
S.20	California	-did not play-								
S.27	at Northern Illinois	-did not play-								
O.3	Colorado State*									
O.11	at Nevada*									
O.25	at Fresno State*									
N.1	Wyoming*									
N.8	at Hawai'i*									
N.15	Boise State*									
N.22	San Jose State*									
N.28	at New Mexico*									
2025 Totals		0	1	1	0.0	0.0	0	0	0	0
2024%		1	0	1	0.0	0.0	0	0	0	0
CAREER (5-0 GP-GS)		1	0	1	0.0	0.0	0	0	0	0

* - Mountain West game. % - at Utah State.

2025 SAN DIEGO STATE PARTICIPATION

PARTICIPATION CHART

No.	Name	SB	WSU	CAL	NIU	CSU	NEV	FS	WYO	UH	BS	SJSU	UNM
13	ACEVEDO, Nate •	X	-	X	X								
19	ADAMS, Seth § •	GS (TE)	GS (TE)	GS (TE)	GS (TE)								
42	ANDERSON, Brady	X	X	X	X								
31	BADIE, Jared	X	X	X	X								
18	BAN, Arthur	X	-	X	-								
90	BENJAMIN, Sam	GS (DT)	GS (DT)	GS (DT)	GS (DT)								
78	BORJON, Joe	GS (RT)	GS (RT)	GS (RT)	GS (RT)								
17	BOSTICK, Jacob § •	GS (WR)	GS (WR)	GS (WR)	GS (WR)								
11	BROWN, Donovan § •	GS (WR)	GS (WR)	GS (WR)	GS (WR)								
6	BUTLER, Eric	GS (S)	GS (S)	GS (S)	GS (S)								
23	BUXTON, Isaiah •	X	X	X	-								
21	CARDWELL, Byron •	X	X	X	X								
12	CHAMBLISS, Owen	GS (LB)	GS (LB)	GS (LB)	GS (LB)								
50	CHAVEZ, Tyson	X	X	X	X								
54	CLAY, Krishna	X	X	X	X								
18	CLEGG, Nick •	X	-	-	-								
91	COMIER, Amari •	X	X	X	X								
36	CORNELIUS, Kodi •	X	-	-	-								
24	COX, Josiah •	X	X	X	X								
12	CRUM, Kyle	-	X	-	-								
48	DAVIS, Kainoa •	X	X	X	-								
4	DENEGAL, Jayden § •	GS (QB)	GS (QB)	GS (QB)	GS (QB)								
61	DUERTE, Chase •	X	-	-	-								
76	ELLIS, Kalan § •	GS (LG)	GS (LG)	GS (LG)	GS (LG)								
5	EMANUEL JR., Bert •	X	X	X	X								
55	FINAU, Malachi § •	GS (DT)	GS (DT)	GS (DT)	GS (DT)								
15	FORD, Jackson •	X	X	X	X								
57	FUIMAONO, Saipale	X	X	X	X								
22	GARRISON, Max	X	X	X	X								
93	GREEN, Hunter •	X	X	X	X								
35	HAINES, Hunter •	X	X	X	-								
15	HAMLET, Xavier	X	X	-	X								
34	HARRINGTON, Dean •	X	X	X	X								
10	HENDERSON, Ryan	X	X	X	GS (EDGE)								
45	HERMAN, DJ	X	X	X	X								
39	HERRANEN, Eemil •	X	X	X	X								
29	HUNTER, Josh	X	X	X	X								
1	JOHNSON, Chris	GS (CB)	GS (CB)	GS (CB)	GS (CB)								
70	JONES, Christian	GS (LT)	GS (LT)	GS (LT)	GS (LT)								
71	KANNIKE, Bayo § •	GS (RG)	GS (RG)	GS (RG)	GS (RG)								
53	KASSIM, Ikbal •	X	-	-	X								
52	KENDRICKS, Jayden •	X	-	-	X								
44	KING, Niles •	X	X	X	X								
20	KITT-DENTON, Myles •	X	X	X	-								
21	LETULI, Tano	GS (LB)	GS (LB)	-	GS (LB)								
14	MAGEE, Jatavious	X	X	-	-								
77	MAY, Cam •	X	-	X	-								
17	MCCUIN, Deshawn	X	X	X	X								
26	MCDUGGLE, Dwayne § •	GS (S)	GS (S)	GS (S)	GS (S)								
20	MCCLAUGHLIN, Jelani	X	X	X	X								
85	MCCLURE, Jerry	X	X	X	-								
2	NAPIER, Jordan	GS (WR)	GS (WR)	GS (WR)	GS (WR)								
33	NASSAR, Brady	GS (EDGE)	GS (EDGE)	GS (EDGE)	X								
0	PHILLIPS, Bryce	GS (CB)	GS (CB)	GS (CB)	GS (CB)								
11	PLASCENCIA, Gabe	X	X	X	X								
40	RHANEY, Cincere •	X	-	-	-								
36	SALVATI, August •	X	X	X	X								
9	STALEY, Dalesean	GS (S)	GS (S)	GS (S)	GS (S)								
7	SUTTON, Lucky §	GS (RB)	GS (RB)	GS (RB)	GS (RB)								
10	THREATT, Parker	X	-	X	-								
94	TUIOTI, Teivis	X	X	X	X								
63	ULUGALU-MASEULI, Ross	GS (C)	GS (C)	GS (C)	GS (C)								
23	WASHINGTON, Christian •	X	X	X	X								
75	WATKINS, Michael Levelle •	X	X	X	X								
11	WELSH, Mikey	X	-	X	X								
2	WHITE, Trey	GS (EDGE)	GS (EDGE)	GS (EDGE)	GS (EDGE)								
41	WILLIAMS, Mister •	X	X	GS (LB)	X								
13	WILLIAMS, Prince	X	X	X	X								
32	Williams, Tanner •	X	-	-	-								
88	WOLFER, RYAN •	X	X	X	X								

§ - made first career San Diego State start this season. • - made first San Diego State appearance this season. Bold RED indicates a player who has started every game this season. Bold BLACK indicates a player has played in every game this season.

2025 SAN DIEGO STATE STARTERS/PARTICIPATION

OFFENSIVE STARTERS

Position	SBU	WSU	CAL	NIU	CSU	NEV	FS	WYO	UH	BS	SJSU	UNM
LT	Jones	Jones	Barjon	Jones								
LG	Ellis	Ellis	Ellis	Ellis								
C	Ulugalu-Maseuli	Ulugalu-Maseuli	Ulugalu-Maseuli	Ulugalu-Maseuli								
RG	Kannike	Kannike	Kannike	Kannike								
RT	Barjon	Barjon	Jones	Barjon								
TE	Adams	Adams	Adams	Adams								
QB	Denegal	Denegal	Denegal	Denegal								
RB	Sutton	Sutton	Sutton	Sutton								
WR	Brown	Brown	Brown	Brown								
WR	Bostick	Bostick	Bostick	Bostick								
SLOT	Napier	Napier	Napier	Napier								

DEFENSIVE STARTERS

Position	SBU	WSU	CAL	NIU	CSU	NEV	FS	WYO	UH	BS	SJSU	UNM
EDGE	Nassar	Nassar	Nassar	Henderson								
DT	Benjamin	Benjamin	Benjamin	Benjamin								
DT	Finau	Finau	Finau	Finau								
EDGE	White	White	White	White								
SAM	Letuli	Letuli	M. Williams	Letuli								
WILL	Chambliss	Chambliss	Chambliss	Chambliss								
CB	Johnson	Johnson	Johnson	Johnson								
SAM (S)	Butler	Butler	Butler	Butler								
FS	McDougle	McDougle	McDougle	McDougle								
SS	Staley	Staley	Staley	Staley								
CB	Phillips	Phillips	Phillips	Phillips								

SPECIALIST STARTERS

Position	SBU	WSU	CAL	NIU	CSU	NEV	FS	WYO	UH	BS	SJSU	UNM
KO	Plascencia	Plascencia	Plascencia	Green								
PK	Plascencia	Plascencia	Plascencia	Plascencia								
Holder	Herranen	Herranen	Herranen	Herranen								
Punter	Green	Green	Green	Green								
LS	Chavez	Chavez	Chavez	Chavez								
KOR	Napier	Napier	Napier	Napier								
PR	Napier	Napier	Brown	Napier								

PARTICIPATION CHART

	SB	WSU	CAL	NIU	CSU	NEV	FS	WYO	UH	BS	SJSU	UNM
Dressed	83	71	82	71								
Played	69	58	60	52								
Seniors	21	21	19	18								
Juniors	28	25	26	27								
Sophomores	5	5	5	4								
Freshman (RS/True)	15 (13/2)	7 *(5/0)	10 (8/2)	3 (3/0)								
Started	22	22	22	22								
Seniors	9	9	11	9								
Juniors	11	11	10	11								
Sophomores	2	2	2	2								
Freshman (RS/True)	2	2	0	0								
Making SDSU Debut	35	0	0	0								
Making 1st SDSU Start	9	0	1	0								

CAREER START CHART (Offense/Defense)

Player, Pos.	Yr.	Career Starts	Consecutive Starts	2025	2024	2023	2022	2021	2020
Bryce Phillips, CB	Sr. [^]	38	38	4	12	11	11	JC	-
Bayo Kannike, OL	Sr.	34	4	4	3	11	11	5	-
Ross Ulugalu-Maseuli, OL	Sr.	32	16	4	12	10	6	RS	-
Dalesean Staley, S	Jr.	25	11	4	10	11	RS	-	-
Seth Adams, OL/TE	Sr.	24	4	4	3	0	0	10	7
Christian Jones, OL	Sr.	22	16	4	12	6	0	RS	-
Mister Williams, LB	Sr.	18	0	1	14	3	0	RS	0
Kalan Ellis, OL	Jr.	18	4	4	-	0	9	5	-
Trey White, EDGE	Jr.	17	17	4	12	1	RS	-	-
Chris Johnson, CB	Sr.	16	16	4	12	0	0	-	-
Niles King, EDGE	Sr.	14	0	0	13	1	0	RS	-
Eric Butler, S	Sr.	15	13	4	11	0	0	-	-
Tano Letuli, LB	Jr.	13	1	3	10	0	-	-	-
Krishna Clay, DL	Jr.	12	0	0	12	JC	-	-	-
Cam May, OL	Jr.	11	0	0	0	0	RS	-	-
Myles Kitt-Denton, WR	Sr.	11	0	0	10	1	0	0	RS
Dwayne McDougle	Jr.	12	11	4	8	0	RS	-	-
Brady Nassar, EDGE	Jr.	11	0	3	8	0	-	-	-
Deshawn McCuin, S	Sr. [^]	10	0	0	7	2	0	1	0
Owen Chambliss, LB	So.	11	4	4	0	7	RS	-	-
Sam Benjamin, DL	Sr.	8	4	4	4	0	0	-	-
Donovan Brown, WR	Jr.	8	4	4	-	4	RS	-	-
Joe Barjon, OL	Sr.	8	4	4	1	3	0	-	-
Teivis Tuioti, DL	Sr.	6	0	0	0	0	0	RS	-

Player, Pos.	Yr.	Career Starts	Consecutive Starts	2025	2024	2023	2022	2021	2020
Christian Washington, RB	Jr.	6	0	0	4	0	2	-	-
Josh Hunter, S	Jr.	5	0	0	0	5	RS	-	-
Bert Emanuel Jr., QB	Jr.	4	0	0	0	3	1	-	-
Malachi Finau, DL	Jr.	5	4	4	1	0	RS	-	-
Jordan Napier, WR	So.	16	4	4	0	1	RS	-	-
Jayden Denegal, QB	Jr.	4	4	4	0	0	RS	-	-
Jacob Bostick, WR	Jr.	4	4	4	0	0	RS	-	-
Lucky Sutton, RB	Jr.	4	4	4	0	0	RS	-	-
Dallas Fincher, OL	Sr.	2	0	-	0	2	0	0	RS
DJ Herman, LB	Sr.	2	0	0	2	0	0	RS	-
Josiah Cox, S	Jr.	1	0	0	1	0	-	-	-
Ryan Henderson, EDGE	Jr.	2	1	1	1	0	RS	-	-
Saipale Fuimaono, OL	Sr.	1	0	1	1	-	-	-	-
Brady Anderson, LB	Sr.	1	0	0	0	1	RS	0	-

2025 MISCELLANEOUS STATISTICS

MISCELLANEOUS

Game	Coin Toss	KO/Receive	1st Off. Play	1st Off. Poss	1st Def. Poss.	Game Time	Game Length	Jersey	Pants	Result
Stony Brook	SB won, def.	Receive	Sutton rush	Sutton rush TD	Forced Punt	7:02 p.m. PT	3:08	Black	Black	W, 42-0
Washington St.	WSU won, def.	Receive	Sutton rush	Punt	Forced Punt	7:25 p.m. PT	3:36	White	White	L, 13-36
California	CAL won, def.	Receive	Sutton rush	Punt	Turnover on downs	7:37 p.m. PT	3:13	Black	Black	W, 34-0
Northern Illinois	SDSU won, def.	KO	Denegal pass	Plascencia FG	Glass FG	2:33 p.m. CT	3:01	White	White	W, 6-3

AVERAGE STARTING FIELD POSITION

Category	San Diego State	Opponents
Drives Started	48	50
Cumulative Starting Yard Line	1,399	1,274
Average Field Position	Own 30.82	Own 23.38
Drives Started in Opponent Territory/Att. to Score	5/0	2/0
Scores/Touchdowns, Field Goals	0/0	0/0
Points	0/0	0/0
Drives Started (Inside/At Own 25)	23 (11/12)	33 (18/15)
Points Scored (TDs/FGs)	21 (5/2)	9 (1/1)

* - kick/punt returns for a touchdown not included. & - overtime possessions not included

SDSU OFFENSIVE POSSESSIONS (DEF/ST SCORES NOT INCLUDED)

Game	Poss.	TD	FG	MFG	Punt	TO	Clock	Downs	3&Out*	PPP^
Stony Brook	12	5	2	0	4	0	0	1	3	3.00
at Washington State	14	2	0	0	7	0	1	3	5	0.86
California	11	2	2	0	6	0	1	0	5	1.82
at Northern Illinois	11	0	2	0	7	2	1	1	3	0.55

* - less if there is a turnover or end of half; must not have earned a first down or scored points. + - indicates team scored a non-offensive touchdown. & - overtime possession included. # - possession/turnover not included when offense never had ball (turnover on special teams). ^ - PATs/2-pt. not included. • - also includes free kick after a safety. @ - safety included

OPPONENT OFFENSIVE POSSESSIONS (DEF/ST SCORES NOT INCLUDED)

Game	Poss.	TD	FG	MFG	Punt	TO	Clock	Downs	3&Out*	PPP^
Stony Brook	13	0	0	0	10	0	2	1	7	0.00
at Washington State	14	4	2	0	6	0	1	0	4	2.14
California	12	0	0	1	6	3	0	2	4	0.0
at Northern Illinois	11	0	1	0	6	1	1	1	4	0.27

* - less if there is a turnover or end of half; must not have earned a first down or scored points. + - indicates team scored a non-offensive touchdown. & - overtime possession included. # - possession/turnover not included when offense never had ball (turnover on special teams). ^ - PATs/2-pt. not included. • - also includes free kick after a safety.

DRIVE ANALYSIS

Game	SDSU		OPPONENT	
	TD	FG	TD	FG
Stony Brook	4	2	0	0
at Washington St.	2	0	4	2
California	4^^	2	0	0
at Northern Illinois	0	2	0	1
TOTALS	10	6	4	3

^ - indicates team scored a non-offensive touchdown. & - overtime drives included

GAME-OPENING DRIVE

Game	SDSU			OPPONENT		
	Pts.	FD	Yds.	Pts.	FD	Yds.
Stony Brook	7	5	75	0	0	18
at Washington St.	0	1	17	0^	0	1
California	0	1	15	0	5	75
at Northern Illinois	3	5	63	3	4	62
TOTALS	10	12	170	3	9	156
AVERAGES	2.5	3.0	42.5	0.8	2.3	39.0

^ - indicates possession ended in a 3-and-out. ^ - indicates first down gained by penalty.

OPENING SECOND-HALF DRIVE

Game	SDSU			OPPONENT		
	Pts.	FD	Yds.	Pts.	FD	Yds.
Stony Brook	0	1	14	0	1	26
at Washington St.	0	1	26	7	3	75
California	0	0	11	0	0	0
at Northern Illinois	0	0	19	0	0	6
TOTALS	0	2	59	7	4	107
AVERAGES	0.0	0.5	14.8	1.8	1.0	26.8

^ - indicates possession ended in a 3-and-out. ^ - indicates first down gained by penalty.

2025 MISCELLANEOUS STATISTICS

SDSU SCORING DRIVES

Opponent	Plays	Drive Yds.	TOP	Type Of Score	Qtr/Time	Drive Start	Scoring Play
Stony Brook	13	75	7:21	TD	1st/7:39	SD 25	Sutton 1-yd run
	13	78	N/A	TD	1st/0:53	SD 22	Bostick 25-yd pass f/Denegal
	5	45	1:35	FG	2nd/8:31	SD 31	Plascencia 42-yd field goal
	13	61	4:42	FG	2nd/1:09	SD 22	Plascencia 35-yd field goal
	5	54	1:33	TD	3rd/1:40	SD 46	Sutton 2-yd run
	9	61	3:54	TD	4th/11:06	SD 39	Washington 1-yd run
	8	44	3:58	TD	4th/1:54	SD 44	Threath 5-yd run
Washington St.	5	56	2:00	TD	1st/10:00	SD 44	Bostick 35-yd pass f/Denegal
	10	75	4:05	TD	3rd/0:57	SD 25	Denegal 1-yd run
California	3	80	1:37	TD	2nd/11:42	SD 20	Napier 6-yd pass f/Denegal
	7	25	3:44	FG	2nd/6:20	CAL 41	Plascencia 34-yd field goal
	9	51	3:49	FG	2nd/0:00	SD 26	Plascencia 41-yd field goal
	12	76	6:08	TD	4th/9:20	SD 24	Sutton 3-yd run
Northern Illinois	13	63	7:15	FG	2nd/14:55	SD 25	Plascencia 30-yd field goal
	7	49	1:44	FG	4th/0:00	SD 44	Plascencia 25-yd field goal

OPPONENT SCORING DRIVES

Opponent	Plays	Drive Yds.	TOP	Type Of Score	Qtr/Time	Drive Start	Scoring Play
Stony Brook	-	-	-	-	-	-	-
Washington St.	6	48	2:49	TD	1st/5:18	SD 48	Leckner 3-yd pass f/Potter
	13	39	2:49	FG	2nd/14:48	WSU 30	Stevens 49-yd field goal
	4	62	0:32	TD	2nd/0:26	WSU 38	Leckner 3-yd pass f/Potter
	7	75	4:05	TD	3rd/10:55	WSU 25	Neal Jr. 18-yd pass f/Potter
	6	26	2:19	FG	3rd/5:21	WSU 49	Stevens 42-yd field goal
	10	75	4:24	TD	4th/2:48	SD 42	Dugger 3-yd run
California	-	-	-	-	-/-	-	-
Northern Illinois	16	62	7:50	FG	1st/7:10	NIU 25	Glass 31-yd field goal

2025 MISCELLANEOUS STATISTICS

	San Diego State	Opponents
TOTAL SCORE	95	39
Time Spent in the Lead (<i>Tied 71:05</i>)	99:05	52:03
Total Plays - Yards	262-1,266	260-959
Plus Territory: Plays-Yards	118-421	84-238
Drives with Plays in Plus Territory (<i>OT not included</i>)	25-of-48	16-of-50
First Down Plays/Yards	109/661	98/362
Average on First Down	5.67	3.09
Rushes-Yards (Avg.)	72-294 (4.1)	53-170 (3.2)
Passes-Yards (Avg.)	37-367 (9.9)	45-192 (4.3)
First Down Sacked-Yards (recorded as a rush)	1-10	1-10
First Down Penalties by Opponent-Yards	2-20	0-0
First Down Penalties by Offense-Yards	6-60	9-60
First Downs Made	20	9
First Down Turnovers	1	3
First Down Touchdowns	1	1
Third Down Efficiency (Pct.)	19-58 (32.76)	17-65 (26.2)
Rushing (Pct.)	13-33 (39.4)	8-27 (29.6)
Passing (Pct.)	6-24 (25.0)	9-38 (23.7)
Third Down Sacked-Yards (recorded as a rush)	0-0	6-(-40)
Conversion Penalties	1	3
Third Down Penalties by Opponent-Yards	1-5	3-40
Third Down Penalties by Offense-Yards	2-10	3-15
Yards Gained	223	214
Average Yards Gained/Att.	3.31	3.70
3rd & Long (9 or more yards)	2-18 (11.1)	3-22 (13.6)
3rd & Short (4 or fewer yards)	13-23 (56.5)	8-20 (40.0)
Third Down Turnovers	0	0
Third Down Touchdowns	2	1
Fourth Down Efficiency (yards)	5-11 (29)	6-10 (11)
Three and Outs or Less (Must Have Earned 1st Down or Scored)	20	21
Opponent Turnovers-Points (per Turnover)	5-14 (2.8)	1-0 (0.0)
* - indicates an additional turnover gained in overtime		
Scores-Times in the Red Zone (Points)	13-13 (67)	5-8 (31)
Plays-Yards	44-112	29-63
Third Down Efficiency	4-8	2-7
Scores-Times in Goal to Go (Points)	9-9 (55)	3-4 (21)
Plays-Yards	23-41	9-24
Explosive Plays (20-Plus Yards)	9	11
Rushing	1	2
Passing	8	9
Yards by Quarter:		
First	323	268
Second	406	275
Third	265	313
Fourth	272	103
Total Possessions/Average Field Position:	37/SDSU 31	50/OPP 24
First Half	23/SDSU 26	22/OPP 26
Second Half	25/SDSU 35	27/OPP 25
Drives Started Inside/At Own 25	13/9	18/15
Points Scored (Touchdowns/Field Goals)	40 (5/2)	9 (1/0)
Drives Started in Plus Territory/Attempted to Score	5/5	2/2
Points Scored (Touchdowns/Field Goals)	10 (1/1)	14 (2/0)

FIRST DOWNS EARNED

Name	Pass	Receive	Rush	Total
Sutton	0	0	20	20
Denegal	24	0	2	26
Emmanuel Jr.	0	0	3	3
Bostick	0	4	0	4
Napier	0	10	1	11
Washington	0	1	5	6
Ford	0	1	0	1
Cardwell	0	0	1	1
Welsh	0	2	0	2
Wolfer	0	1	0	1
Brown	0	3	0	3
Adams	0	1	0	1
TOTALS	24	23	32	79

2025 MISCELLANEOUS STATISTICS

RESULT OF SAN DIEGO STATE TURNOVERS

Opponent	Qtr.	Turnover (Player)	Defender	Led To	Pts.*
Northern Illinois	3	Interception (Denegal)	Jammeh (INT)	Punt	0
	4	Interception (Denegal)	Beeler (INT)	Punt	0

RESULT OF OPPONENT TURNOVERS

Opponent	Qtr.	Turnover (Player)	Defender	Led To	Pts.*
California	3	Fumble (Raphael)	Staley (FF), McDougale (FR)	Touchdown	7
	3	Interception (Sagapolutele)	Johnson (INT)	Touchdown	7
	3	Interception (Sagapolutele)	Staley (INT)	Punt	0
Northern Illinois	3	Interception (Davidson)	Johnson (INT)	Punt	0

Opponent's 4 turnovers resulted in 14 points for San Diego State

+ - indicates turnover was gained in overtime

TURNOVER ANALYSIS

	TO	Opp. Pts.	TD/FG	Pts./TO*
San Diego State	2	0	0/0	0.0
Opponent	4	14	2/0	3.50

+ - indicates an additional turnover was lost in overtime

TURNOVERS LOST

Name	TO's Lost	Fum.	Int.	Points	^PPT
Denegal	2	0	2	0	0.0
TOTALS	2	0	2	0	0.0

TO'S Lost - turnovers lost. Fum. - fumbles lost. Int. - Interceptions thrown. Points - points scored by the opponent after a turnover. ^PPT - points per turnover scored by the opponent (does not include turnovers gained in overtime). NOTE: Total turnovers equals FUM and INT.

TURNOVERS GAINED

Name	#TAPO	FF	FR	Int.	Points	^PPT
Staley	2	1	0	1	3.5	1.75
McDougale	1	0	1	0	3.5	3.5
Johnson	2	0	0	2	7.0	3.5
TOTALS	5	1	1	3	14	2.8

#TAPO - turnovers a part of (FF, FR, Int.). FF - forced fumbles, FR - fumbles recovered. Int. - Interceptions. Points - points scored off an opponent's turnover (NOTE: fumbles forced and fumbles recovered are each awarded half the points for SDSU's score ex.: a touchdown and PAT after a fumble gives each player 3.50 points). ^PPT - points per turnover scored by SDSU (+ - indicates an additional turnover was gained in overtime. * - total turnovers equals FR and Int.)

2025 MISCELLANEOUS STATISTICS

SAN DIEGO STATE BIG OFFENSIVE PLAYS (20+ YARDS) (8 overall)

Game	Player	Type	Down & Dist.	Yards
Stony Brook (5)	Denegal/Bostick	Pass	3rd & 11	20
	Denegal/Bostick	Pass	3rd & 13	25
	Denegal/Welsh	Pass	1st & 10	44
	Denegal/Brown	Pass	1st & 10	44
	Washington	Rush	2nd & 13	20
Washington St. (1)	Denegal/Bostick	Pass	4th & 5	35
California (2)	Denegal/Napier	Pass	1st & 20	80
	Denegal/Napier	Pass	2nd & 8	20
Northern Illinois (0)	-	-	-	-

RED indicates touchdown scored on the play

OPPONENT BIG OFFENSIVE PLAYS (20+ YARDS) (11 overall)

Game	Player	Type	Down & Dist.	Yards
Stony Brook (0)	-	-	-	-
Washington St. (6)	Potter/Pabst	Pass	1st & 10	34
	Vorhees	Rush	3rd & 1	31
	Potter/Johnson	Pass	2nd & 6	31
	Potter/Meredith	Pass	2nd & 6	21
	Potter/Meredith	Pass	1st & 10	34
	Pulalasi	Rush	1st & 10	20
California (4)	Sagapolutele/Hamper	Pass	2nd & 6	21
	Sagapolutele/Grizzell	Pass	2nd & 10	33
	Sagapolutele/Grizzell	Pass	1st & 10	24
	Sagapolutele/Grizzell	Pass	3rd & 10	26
Northern Illinois (0)	-	-	-	-

RED indicates touchdown scored on the play

SAN DIEGO STATE BIG OFFENSIVE PLAYS (20+ YARDS)

Name	Total	Rushing	Receiving	20-29	30-39	40-49	50-59	60-69	70-79	80-89	90-99
Jacob Bostic, WR	3	0	3	2	1	0	0	0	0	0	0
Jordan Napier, WR	2	0	3	2	0	0	0	0	0	1	0
Donovan Brown, WR	1	0	1	0	0	1	0	0	0	0	0
Mikey Welsh, WR	1	0	1	0	0	1	0	0	0	0	0
Christian Washington, RB	1	1	0	1	0	0	0	0	0	0	0
SDSU TOTALS	9	1	8	5	1	2	0	0	0	1	0
OPPONENT	11	2	9	5	6	0	0	0	0	0	0

2025 MISCELLANEOUS STATISTICS

SEASON HIGHS

POINTS SCORED

12, Lucky Sutton vs. Stony Brook (Aug. 28)
10, Gabriel Plascencia vs. California (Sept. 20)
6, 8x, last: Gabriel Plascencia at Northern Illinois (Sept. 27)

TOUCHDOWNS SCORED

2, Lucky Sutton vs. Stony Brook (Aug. 28)
1, Napier vs. California (Sept. 20)
1, 7x, last: Lucky Sutton vs. California (Sept. 20)

MOST RUSHING ATTEMPTS

23, Lucky Sutton vs. Stony Brook (Aug. 28)
17, Lucky Sutton at Northern Illinois (Sept. 27)
15, Lucky Sutton at Washington State (Sept. 6)

MOST RUSHING YARDS

100, Lucky Sutton vs. Stony Brook (Aug. 28)
88, Lucky Sutton at Northern Illinois (Sept. 27)
88, Lucky Sutton at Washington State (Sept. 6)

MOST RUSHING TOUCHDOWNS

2, Lucky Sutton vs Stony Brook (Aug. 28)
1, Lucky Sutton vs California (Sept. 20)
1, Christian Washington vs Stony Brook (Aug. 28)
1, Parker Threatt vs Stony Brook (Aug. 28)
1, Jayden Denegal at Washington State (Sept. 6)

LONGEST RUSH

27, Christian Washington vs. Stony Brook (Aug. 28)
20, Lucky Sutton vs. Stony Brook (Aug. 28)
14, Byron Cardwell vs. Stony Brook (Aug. 28)

MOST PASSING ATTEMPTS

30, Jayden Denegal at Washington State (Sept. 6)
25, Jayden Denegal vs. Stony Brook (Aug. 28)
18, Jayden Denegal vs. California (Sept. 20)

MOST PASSING COMPLETIONS

15, Jayden Denegal vs. California (Sept. 20)
15, Jayden Denegal at Washington State (Sept. 6)
13, Jayden Denegal at Northern Illinois (Sept. 27)

MOST PASSING YARDS

208, Jayden Denegal vs. Stony Brook (Aug. 28)

186, Jayden Denegal vs. California (Sept. 20)
133, Jayden Denegal at Washington State (Sept. 6)

MOST PASSING TOUCHDOWNS

1, Jayden Denegal vs. California (Sept. 20)
1, Jayden Denegal at Washington State (Sept. 6)
1, Jayden Denegal vs. Stony Brook (Aug. 28)

LONGEST PASS

80, Jayden Denegal vs. California (Sept. 20)
44, Jayden Denegal vs. Stony Brook (Aug. 28)
35, Jayden Denegal at Washington State (Sept. 6)

MOST RECEPTIONS

9, Jordan Napier vs. California (Sept. 20)
7, Jordan Napier at Washington State (Sept. 6)
6, Jordan Napier at Northern Illinois (Sept. 27)

MOST RECEIVING YARDS

151, Jordan Napier vs. California (Sept. 20)
69, Jordan Napier at Washington State (Sept. 6)
53, Jacob Bostick vs. Stony Brook (Aug. 28)

MOST RECEIVING TOUCHDOWNS

1, Jordan Napier vs California (Sept. 20)
1, Jacob Bostick at Washington State (Sept. 6)
1, Jacob Bostick vs. Stony Brook (Sept. 6)

LONGEST RECEPTION

80, Jordan Napier vs. California (Sept. 20)
44, Mikey Welsh vs. Stony Brook (Aug. 28)
44, Donovan Brown vs. Stony Brook (Aug. 28)

MOST FIELD GOALS

2, Gabriel Plascencia at Northern Illinois (Sept. 27)
2, Gabriel Plascencia vs. California (Sept. 20)
2, Gabriel Plascencia vs. Stony Brook (Aug. 28)

LONGEST FIELD GOAL

42, Gabriel Plascencia vs. Stony Brook (Aug. 28)
41, Gabriel Plascencia vs. California (Sept. 20)
35, Gabriel Plascencia vs. Stony Brook (Aug. 28)

MOST PUNTS

7, Hunter Green at Washington State (Sept. 6)

6, Hunter Green at Northern Illinois (Sept. 27)
6, Hunter Green vs. California (Sept. 20)

HIGHEST PUNTING AVERAGE

52.2, Hunter Green vs. Stony Brook (Aug. 28)
47.0, Hunter Green at Northern Illinois (Sept. 27)
44.2, Hunter Green vs. California (Sept. 20)

LONGEST PUNT

67, Hunter Green at Washington State (Sept. 6)
67, Hunter Green vs. Stony Brook (Aug. 28)
63, Hunter Green at Northern Illinois (Sept. 27)

LONGEST PUNT RETURN

34, Jordan Napier vs. Stony Brook (Aug. 28)
22, Eric Butler vs. California (Sept. 20)
10, Mikey Welsh vs. Stony Brook (Aug. 28)

MOST PUNT RETURN YARDS

73, Jordan Napier vs. Stony Brook (Aug. 28)
22, Eric Butler vs. California (Sept. 20)
16, Mikey Welsh vs. Stony Brook (Aug. 28)

LONGEST KICKOFF RETURN

16, Jordan Napier vs. California (Sept. 20)

MOST KICKOFF RETURN YARDS

16, Jordan Napier vs. California (Sept. 20)

MOST ALL-PURPOSE YARDS

176, Jordan Napier vs. California (Sept. 20)
102, Lucky Sutton vs. Stony Brook (Aug. 28)
97, Chris Johnson vs. California (Sept. 20)

MOST TACKLES

13, Owen Chambliss at Northern Illinois (Sept. 27)
11, Tano Letuli vs Stony Brook (Aug. 28)
10, Owen Chambliss vs. California (Sept. 20)

MOST SACKS

2.0, August Salvati vs. California (Sept. 20)
1.5, August Salvati vs. Stony Brook (Aug. 28)
1.0, 4x, last: Owen Chambliss at Northern Illinois (Sept. 27)

MOST TACKLES FOR LOSS

2.0, August Salvati vs. California (Sept. 20)
1.5, August Salvati vs Stony Brook (Aug. 28)
1.5, Owen Chambliss vs Stony Brook (Aug. 28)
1.0, 4x, last: Owen Chambliss at Northern Illinois (Sept. 27)

MOST INTERCEPTIONS

1, Chris Johnson at Northern Illinois (Sept. 27)
1, Chris Johnson vs. California (Sept. 20)
1, Dalesean Staley vs. California (Sept. 20)

LONGEST INTERCEPTION RETURN

96, Chris Johnson vs. California (Sept. 20)
4, Chris Johnson at Northern Illinois (Sept. 27)
1, Dalesean Staley vs. California (Sept. 20)

RED indicates touchdown scored on play

THIRD DOWN EFFICIENCY ANALYSIS

	Total	Pct.	1	2	3	4	5	6	7	8	9	10	11+	Longest Converted
SAN DIEGO STATE	19-58	32.76	6-8	2-4	1-4	2-7	1-3	1-3	3-5	1-3	1-4	0-1	1-12	3rd & 13 vs. SB
OPPONENTS	17-65	26.20	2-5	4-7	1-5	0-2	2-5	3-6	2-6	0-3	0-6	1-5	0-12	3rd & 10 vs. CAL

GOAL TO GO

	No.	Score	TD	FG	MFG	Downs	TOs	Half	Game	Points^	PPP
SAN DIEGO STATE	9	9	7	2	0	0	0	0	0	48	5.33
OPPONENTS	4	3	3	0	0	1	0	0	0	9	2.25

^ - does not include PAT. PPP - points per possession

PUNT ANALYSIS

	Punts	Yards	Avg.	TB	Returns	Yards	Avg.	Net Avg.	Pct. Not Returned	In 20	In 10	In 5	Opp. Territory No.	Yds.	Adj. 50 & Out No.	Avg.
Hunter Green	23	1,063	46.2	2	6	50	8.3	37.9	73.91	11	4	2	2	72	15	47.23
TOTAL	23	1,063	46.2	2	6	50	8.3	37.9	73.91	11	4	2	2	72	15	47.23
OPPONENTS	29	1,209	41.7	1	15	114	7.6	34.1	48.28	3	1	0	0	0	0	0.0

Returns - times the opponent returned a punt. Yards - yards for the returned punts. Avg. - yards per returned punt. Pct. Not Returned - percent of punts that were not returned. In 20 - inside the 20. In 10 - inside the 10. In 5 - inside the 5. Opp. Territory - number and yards of punts inside opponents territory. Adj. 50 & Out - punt average excluding punts inside opponents territory.

KICKOFF ANALYSIS

	Total	RET	FC	MUF	NA	TB	In 20	In 25	OB	OnS	Squib	Total YL	Return YL	AFP	AFP w/R
Hunter Green	7	2	0	0	4	5	1	1	0	0	0	180	111	25.42	27.50
Gabriel Plascencia	13	3	0	0	2	10	0	0	0	0	0	578	489	25.54	35.33
TOTAL	20	5	0	0	6	15	1	1	0	0	0	758	600	25.48	31.42
OPPONENTS	11	1	0	0	0	9	0	1	0	0	0	635	569	24.81	16.00

Does not include penalties. RET - no. of returns. FC - fair catch. MUF - muffed. NA - no attempt at a return. TB - touchback. In 20 - inside 20. In 25 - inside 25. OB out of bounds. OnS - onsides (does not count for AFP or AFP w/R). Squib - squibs. Total YL - opponent total yard line. Return YL - opponent total yard line on returns. AFP - average field position on kickoffs. AFP w/R - average position on returned kickoffs

LAST TIME IT HAPPENED

TEAM

Scored, 60 or More Points
Scored, 50 or More Points
Scored, 40 or More Points
Scored, 30 or More Points

Total Offense, 600 Yards or More
Total Offense, 500 Yards or More
Total Offense, 400 Yards or More

Total Offense, 85 or More Plays
Total Offense, 75 or More Plays
30 or More First Downs
25 or More First Downs

Two-Point Conversion

Rushing, 500 Yards or More
Rushing, 400 Yards or More
Rushing, 300 Yards or More
Rushing, 80 or More Attempts
Rushing, 70 or More Attempts
Rushing, 60 or More Attempts
Rushing, 50 or More Attempts
Rushing, 7 or More Touchdowns
Rushing, 6 or More Touchdowns
Rushing, 5 or More Touchdowns
Rushing, 4 or More Touchdowns

Passing, 500 Yards or More
Passing, 400 Yards or More
Passing, 300 Yards or More
Passing, 50 or More Attempts
Passing, 40 or More Attempts
Passing, 30 or More Attempts
Passing, 30 or More Completions
Passing, 25 or More Completions
Passing, 20 or More Completions
Passing, 6 or More Touchdowns
Passing, 5 or More Touchdowns

Shut Out
Shut Out Through 3 Quarters
Shut Out Through Halftime
Shut Out Through 1 Quarter

Recorded a Safety
Allowed No Offensive Touchdowns

Allowed 200 Yards or Less Total Offense
Allowed 100 Yards or Less Total Offense

Allowed 50 Yards or Less Rushing
Allowed 100 Yards or Less Rushing
Allowed 100 Yards or Less Passing

Allowed 10 First Downs or Fewer

Did Not Commit a Turnover
Recorded 6 or More Turnovers
Recorded 5 or More Turnovers
Intercepted 5 or More Passes
Intercepted 4 or More Passes
Intercepted 3 or More Passes
Recovered 4 Fumbles
Recovered 3 Fumbles

San Diego State

Nov. 3, 1990 vs. Utah (66)
Nov. 4, 2017 at San José State* (52)
Aug. 28, 2025 vs. Stony Brook (42)
Sept. 20, 2025 vs. California (34)

Nov. 4, 2017 at San José State* (648)
Oct. 31, 2020 at Utah State* (570)
Aug. 28, 2025 vs. Stony Brook (464)

Nov. 8, 2024 vs. New Mexico* (88)
Nov. 25, 2023 vs. Fresno State* (79)
Dec. 21, 2021 vs. No. 24/25 UTSA (31)
Nov. 8, 2024 vs. New Mexico* (26)

Aug. 28, 2025 vs. Stony Brook

Nov. 4, 2017 at San José State* (554)
Oct. 31, 2020 at Utah State* (407)
Sept. 2, 2023 vs. Idaho State (302)
Has not occurred
Nov. 4, 2017 at San José State* (71)
Nov. 4, 2017 at San José State* (71)
Nov. 25, 2023 vs. Fresno State (53)
Sept. 14, 1991 vs. Pacific (7)
Nov. 4, 2017 at San José State* (6)
Nov. 4, 2017 at San José State* (6)
Sept. 2, 2023 vs. Idaho State (4)

Nov. 20, 2010 vs. No. 25 Utah* (528)
Dec. 17, 2011 vs. La.-Lafayette (413)
Dec. 24, 2022 vs. Middle Tennessee (309)
Aug. 31, 2013 vs. Eastern Illinois (64)
Nov. 8, 2024 vs. New Mexico* (42)
Nov. 30, 2024 vs. Air Force* (33)
Nov. 6, 2020 vs. San José State* (30)
Nov. 30, 2024 vs. Air Force* (25)
Oct. 5, 2024 vs. Hawai'i* (24)
Oct. 24, 2009 at Colorado State* (6)
Oct. 24, 2009 at Colorado State* (6)

Sept. 20, 2025 vs. California (W, 34-0)
Sept. 20, 2025 vs. California (W, 34-0)
Sept. 20, 2025 vs. California (W, 34-0)
Sept. 20, 2025 vs. California (W, 34-0)

Sept. 2, 2023 vs. Idaho State (W, 36-28)
Sept. 27, 2025 at Northern Illinois (W, 6-0)

Aug. 28, 2025 vs. Stony Brook (95)
Aug. 28, 2025 vs. Stony Brook (95)

Aug. 28, 2025 vs. Stony Brook (49)
Sept. 20, 2025 vs. California (65)
Sept. 27, 2025 at Northern Illinois (57)

Sept. 27, 2025 at Northern Illinois (10)

Sept. 20, 2025 vs. California
Sept. 5, 2015 vs. San Diego (6)
Dec. 24, 2022 vs. Middle Tennessee (5)
Sept. 5, 2015 vs. San Diego (5)
Dec. 17, 2016 vs. Houston (4)
Sept. 2, 2023 vs. Idaho State (3)
Dec. 23, 2014 vs. Navy (4)
Oct. 14, 2023 at Hawai'i* (3)

Opponent

Nov. 26, 2016 vs. Colorado State* (63)
Nov. 1, 2024 at Boise State* (56)
Nov. 23, 2024 at Utah State* (41)
Sept. 6, 2025 at Washington State (36)

Sept. 10, 2016 vs. California (604)
Nov. 16, 2024 at UNLV* (515)
Nov. 30, 2024 vs. Air Force* (404)

Dec. 23, 2017 vs. Army West Point (91)
Nov. 16, 2024 at UNLV* (79)
Nov. 1, 2024 at Boise State* (34)
Sept. 3, 2022 vs. Arizona (25)

Oct. 26, 2024 vs. Washington State

Has not occurred
Dec. 23, 2017 vs. Army West Point (440)
Nov. 23, 2024 at Utah State* (322)
Dec. 23, 2017 vs. Army West Point (87)
Dec. 23, 2017 vs. Army West Point (87)
Nov. 26, 2022 vs. Air Force* (66)
Nov. 23, 2024 at Utah State* (50)
Oct. 18, 2008 at New Mexico* (8)
Oct. 18, 2008 at New Mexico* (8)
Sept. 30, 2022 at Boise State* (5)
Nov. 16, 2024 at UNLV* (4)

Sept. 10, 2016 vs. California (522)
Oct. 14, 2023 at Hawai'i* (427)
Nov. 1, 2024 at Boise State* (322)
Sept. 2, 2023 vs. Idaho State (63)
Sept. 20, 2025 vs. California (41)
Sept. 20, 2025 vs. California (41)
Sept. 2, 2023 vs. Idaho State (31)
Sept. 6, 2025 at Washington State (28)
Sept. 6, 2025 at Washington State (28)
Has not occurred
Nov. 26, 2016 vs. Colorado State* (5)

Sept. 7, 2024 vs. Oregon State (L, 0-21)
Sept. 7, 2024 vs. Oregon State (L, 0-21)
Sept. 7, 2024 vs. Oregon State (L, 0-21)
Sept. 27, 2025 at Northern Illinois (W, 6-0)

Sept. 6, 2025 at Washington State (L, 13-36)
Sept. 27, 2025 at Northern Illinois (W, 6-0)

Sept. 7, 2024 vs. Oregon State (179)
Oct. 4, 2008 at TCU* (85)

Nov. 26, 2022 vs. Air Force (-1)
Sept. 6, 2025 at Washington State (82)
Oct. 21, 2023 vs. Nevada* (47)

Sept. 6, 2025 at Washington State (10)

Sept. 6, 2025 at Washington State
Has not occurred
Has not occurred
Sept. 23, 2016 vs. Utah* (5)
Aug. 31, 2013 vs. Eastern Illinois (4)
Sept. 9, 2023 vs. UCLA (3)
Nov. 16, 2013 at Hawai'i* (4)
Sept. 26, 2015 at Penn State (3)

LAST TIME IT HAPPENED

TEAM

Scored a Defensive Touchdown
Recorded 10 or More Tackles For Loss
Recorded 5 or More Sacks
No Penalties
Time of Possession, 35 plus minutes

San Diego State

Sept. 20, 2025 vs California (2)
Nov. 4, 2023 vs. Utah State* (12)
Oct. 12, 2024 at Wyoming* (6)
Sept. 23, 2017 at Air Force*
Aug. 28, 2025 vs. Stony Brook (37:25)

Opponent

Nov. 1, 2024 at Boise State* (1)
Nov. 23, 2024 at Utah State* (13)
Aug. 31, 2018 at No. 13/13 Stanford (5)
Dec. 19, 2018 vs. Ohio
Sept. 6, at Washington State (35:06)

INDIVIDUAL

RUSHING

Rushing, 300 Yards or More
Rushing, 250 Yards or More
Rushing, 200 Yards or More
Rushing, 150 Yards or More
Rushing, 100 Yards or More
Had two 100-yard Rushers
Rushing, 40 Times or More
Rushing, 35 Times or More
Rushing, 30 Times or More
Rushing, 25 Times or More
Rushing, 4 Touchdowns or More
Rushing, 3 Touchdowns or More
Rushing, 2 Touchdowns or More
Had a run of 90 yards or More
Had a run of 80 yards or More
Had a run of 70 yards or More
Had a run of 60 yards or More
Had a run of 50 yards or More

300, by Marshall Faulk vs. Hawai'i*, W - 52-28, Nov. 14, 1992
253, by Rashaad Penny at Hawai'i*, W - 28-7, Oct. 28, 2017
223, by Marquez Cooper vs. A&M-Commerce, W - 45-14, Aug. 31, 2024
223, by Marquez Cooper vs. A&M-Commerce, W - 45-14, Aug. 31, 2024
101, by Lucky Sutton vs Stony Brook, W - 42-0, Aug. 28, 202
118, by Jordan Byrd and 116, by Chance Bell at New Mexico State, W - 31-10, Sept. 14, 2019
40, by Lynell Hamilton vs. Wyoming*, W - 25-20, Oct. 25, 2003
35, by Marquez Cooper vs. New Mexico*, L - 16-21, Nov. 8, 2024
35, by Marquez Cooper vs. New Mexico*, L - 16-21, Nov. 8, 2024
27, by Marquez Cooper vs. A&M-Commerce, W - 45-14, Aug. 31, 2024
4, by Rashaad Penny vs. Army West Point, L - 35-42, Dec. 23, 2017
3, by Juwan Washington vs. Sacramento State, W - 28-14, Sept. 8, 2018
2, by Lucky Sutton vs Stony Brook, W - 42-0, Aug. 28, 2025
95, by Rashaad Penny at Arizona State, W - 30-20, Sept. 9, 2017
81, by Rashaad Penny vs. Army West Point, L - 35-42, Dec. 23, 2017
70, by Jalen Mayden vs. Fresno State*, W - 33-18, Nov. 25, 2023
70, by Jalen Mayden vs. Fresno State*, W - 33-18, Nov. 25, 2023
70, by Jalen Mayden vs. Fresno State*, W - 33-18, Nov. 25, 2023

PASSING

Passing, 500 Yards or More
Passing, 400 Yards or More
Passing, 300 Yards or More
Attempted 50 or More Passes
Attempted 40 or More Passes
Attempted 30 or More Passes
Completed 40 or More Passes
Completed 35 or More Passes
Completed 30 or More Passes
Threw Six Touchdown Passes
Threw Five Touchdown Passes
Threw Four Touchdown Passes
Threw Three Touchdown Passes
Completed a Pass of 80 Yards or More
Completed a Pass of 70 Yards or More
Completed a Pass of 60 Yards or More
Completed a Pass of 50 Yards or More

528, by Ryan Lindley vs. No. 25 Utah*, L - 34-38, Nov. 20, 2010
413, by Ryan Lindley vs. Louisiana-Lafayette, L - 30-32, Dec. 17, 2011
309, by Jalen Mayden vs. Middle Tennessee, L - 23-25, Dec. 24, 2022
63, by Adam Dingwell vs. Eastern Illinois, L - 19-40, Aug. 31, 2013
41, by Danny O'Neil vs. New Mexico*, L - 16-21, Nov. 8, 2024
32, by Danny O'Neil vs. Air Force*, L 20-31, Nov. 30, 2024
40, by Todd Santos vs. Stanford, L - 40-44, Oct. 17, 1987
36, by Ryan Lindley vs. No. 25 Utah*, L - 34-38, Nov. 20, 2010
33, by Ryan Agnew vs. Fresno State*, W - 17-7, Nov. 15, 2019
6, by Ryan Lindley at Colorado State*, W - 42-28, Oct. 24, 2009
6, by Ryan Lindley at Colorado State*, W - 42-28, Oct. 24, 2009
4, by Ryan Lindley vs. Cal Poly, W - 49-21, Sept. 3, 2011
3, by Jalen Mayden vs. Utah State*, L - 24-32, Nov. 4, 2023
80, by Jayden Denegal to Jordan Napier vs. California, W, 34-0, Sept. 20, 2025
80, by Jayden Denegal to Jordan Napier vs. California, W, 34-0, Sept. 20, 2025
80, by Jayden Denegal to Jordan Napier vs. California, W, 34-0, Sept. 20, 2025
80, by Jayden Denegal to Jordan Napier vs. California, W, 34-0, Sept. 20, 2025

RECEIVING

Caught 15 or More Passes
Caught 10 or More Passes
Had 200 or More Yards Receiving
Had 150 or More Yards Receiving
Had 100 or More Yards Receiving
Had two 100-yard Receivers
Caught Three or More TDs
Caught Two or More TDs

15, by DeMarco Sampson at Colorado State*, W - 42-28, Oct. 24, 2009
10, by Ja'Shaun Pake vs. Washington State, L - 26-29, Oct. 26, 2024
257, by DeMarco Sampson at Colorado State*, W - 42-28, Oct. 24, 2009
151, by Jordan Napier vs. California, W, 34-0, Sept. 20, 2025
151, by Jordan Napier vs. California, W, 34-0, Sept. 20, 2025
125, by Gavin Escobar and 102, by Colin Lockett vs. Fresno State, W - 35-28, Dec. 3, 2011
3, by Jesse Matthews at UNLV*, W - 28-20, Nov. 19, 2021
2, by Jude Wolfe at Central Michigan, L - 21-22, Sept. 28, 2024

TOTAL OFFENSE

Had 500 or More Yards Total Offense
Had 400 or More Yards Total Offense
Had 100 Yards Both Passing and Rushing

518, by Ryan Lindley vs. No. 25 Utah, L - 34-38, Nov. 20, 2010
419, by Ryan Lindley vs. Louisiana-Lafayette, L - 30-32, Dec. 17, 2011
229 (passing), 101 (rushing), by Kevin O'Connell at Brigham Young*, L - 16-49, Nov. 6, 2004

SCORING

Accounted for Five or More TDs
Accounted for Four or More TDs
Accounted for Three or More TDs

5, by Ryan Katz vs. Hawai'i*, W - 52-14, Oct. 6, 2012
4, by Jalen Mayden, L - 28-32, Oct. 22, 2022
3, by Marquez Cooper vs. Air Force*, L - 20-31, Nov. 30, 2024

LAST TIME IT HAPPENED

RETURNS

Returned a Fumble for a Touchdown
 Returned an Interception for a Touchdown
 Returned a Kickoff for a Touchdown
 Returned a Punt for a Touchdown
 Returned a Two-Point Conversion
 Returned a Blocked Punt for a Touchdown
 Returned a Blocked Field Goal for a Touchdown

35, by Dwwayne McDougle vs. California, W - 34-0, Sept. 20, 2025
 97, by Chris Johnson vs. California, W - 34-0, Sept. 20, 2025
 95, by Jordan Byrd vs. San Jose State*, W - 43-27, Nov. 12, 2022
 66, by Jordan Byrd vs. Idaho State, W - 38-7, Sept. 10, 2022
 David Lamar at New Mexico State, W - 26-16, Sept. 28, 2013
 Tyrell Shavers at Boise State*, L - 13-35, Sept. 30, 2022
 Has not happened since start of 2003 season

DEFENSE

Intercepted Three or More Passes
 Intercepted Two or More Passes
 Recovered Three or More Fumbles
 Recovered Two or More Fumbles
 Recorded 15 or More Tackles
 Recorded 10 or More Tackles
 Recorded Three or More Quarterback Sacks
 Recorded Two Quarterback Sacks
 Recorded Four Tackles for Loss
 Recorded Three Tackles for Loss

3, by Luq Barcoo at Colorado State*, W - 24-10, Oct. 5, 2019
 2, by Patrick McMorris vs. Boise State*, W - 27-16, Nov. 26, 2021
 Has not occurred
 2, by Kirk Morrison at New Mexico*, L - 8-15, Nov. 9, 2002
 15, by JD Coffey III at Central Michigan, L - 21-22, Sept. 28, 2024
 11, by Owen Chambliss at Northern Illinois, W - 6-3, Sept. 27, 2025
 3.0, by Trey White vs. Hawai'i*, W - 27-24, Oct. 5, 2024
 2.0, by August Salvati vs. California, W - 34-0, Sept. 20, 2025
 4.0, by Trey White vs. Hawai'i*, W - 27-24, Oct. 5, 2024
 3.0, by Brady Nassar at UNLV*, L - 20-41, Nov. 16, 2024

SPECIAL TEAMS

Scored 15 or More Points Kicking
 Scored 10 or More Points Kicking
 Kicked Five or More Field Goals
 Kicked Four or More Field Goals
 Kicked Three or More Field Goals
 Kicked Two Field Goals of 50 or More Yards
 Kicked a 50-yard Field Goal
 Kicked a Punt 70 or More Yards
 Kicked a Punt 60 or More Yards
 Punted Nine or More Times
 Totaled 100 or More Kick Return Yards
 Totaled 100 or More Punt Return Yards
 Blocked a Punt
 Blocked a Field Goal
 Blocked a PAT

15, by Jack Browning vs. Fresno State*, W - 33-18, Nov. 25, 2023
 10, by Gabriel Plascencia vs. California, W - 34-0, Sept. 20, 2025
 Has not occurred
 4, by Jack Browning vs. Fresno State*, W - 33-18, Nov. 25, 2023
 3, by Gabriel Plascencia vs. New Mexico*, L - 16-21, Nov. 8, 2024
 51 and 50, by Chris O'Brien vs. New Mexico, W - 37-31, Nov. 17, 1984
 50, by Gabriel Plascencia vs. A&M-Commerce, W - 45-14, Aug. 31, 2024
 79, by Tyler Pastula at Boise State*, L - 24-56, Nov. 1, 2024
 63, by Hunter Green at Northern Illinois, W - 6-3, Sept. 27, 2025
 10, by Jack Browning at Boise State*, L - 13-35, Sept. 30, 2022
 104, by Kenan Christon vs. Boise State*, L - 31-34, Sept. 22, 2023
 106, by Lloyd Mills vs. South Alabama, L - 27-34 (ot), Sept. 19, 2015
 Chris Johnson at UNLV*, L - 20-41, Nov. 16, 2024
 Cedarius Barfield at Fresno State, L - 28-32, Oct. 29, 2022
 Caden McDonald vs. Utah State, L, 13-46, Dec. 4, 2021

SNAPDRAGON STADIUM RECORDS (2022-)

TEAM SINGLE-GAME

Points

Most Points

- 45 vs. Texas A&M-Commerce (W, 45-14), Aug. 31, 2024
- 43 vs. San Jose State* (W, 43-27), Nov. 12, 2022
- 42 vs. Stony Brook (W, 42-0), Aug. 28, 2025
- 38 vs. Idaho State (W, 38-7), Sept. 10, 2022
- 36 vs. Idaho State (W, 36-28), Sept. 2, 2023

Opp: 38 by Arizona (L, 20-38), Sept. 3, 2022

Bowl: 52 by Syracuse (52-35 vs. Washington State), Dec. 27, 2024

Fewest Points Allowed

- 0 vs. California (W, 34-0), Sept. 20, 2025
- 0 vs. Stony Brook (W, 42-0), Aug. 28, 2025
- 6 vs. Nevada* (L, 0-6), Oct. 21, 2023
- 7 vs. Idaho (W, 38-7), Sept. 10, 2022
- 10 vs. UNLV* (W, 14-10), Nov. 5, 2022

Bowl: 35 by Syracuse (52-35 vs. Washington State), Dec. 27, 2024

Most Points / Both Teams

- 70 vs. San Jose State* (W, 43-27), Nov. 12, 2022
- 65 vs. Boise State* (L, 31-34), Sept. 22, 2023
- 64 vs. Idaho State (W, 36-28), Sept. 2, 2023
- 59 vs. Texas A&M-Commerce (W, 45-14), Aug. 31, 2024
- 58 vs. Arizona (L, 20-38), Sept. 3, 2022

Bowl: 87 by Syracuse (52)/Washington State (35), Dec. 27, 2024

Fewest Points / Both Teams

- 6 vs. Nevada* (L, 0-6), Oct. 21, 2023
- 16 vs. Air Force* (L, 3-13), Nov. 26, 2022
- 21 vs. Oregon State (L, 0-21), Sept. 7, 2024
- 24 vs. UNLV* (W, 14-10), Nov. 5, 2022
- 30 vs. Hawai'i* (W, 16-14), Oct. 8, 2022

Bowl: 87 by Syracuse (52)/Washington State (35), Dec. 27, 2024

Largest Margin of Victory

- 42 vs. Stony Brook (W, 42-0), Aug. 28, 2025
- 34 vs. California (W, 34-0), Sept. 20, 2025
- 31 vs. Texas A&M-Commerce (W, 45-14), Aug. 31, 2024
- 31 vs. Idaho (W, 38-7), Sept. 10, 2022
- 16 vs. San Jose State (W, 43-27), Nov. 12, 2022

Bowl: 17 by Syracuse (52-35 vs. Washington State), Dec. 27, 2024

Largest Margin of Defeat

- 25 vs. UCLA (L, 10-35), Sept. 9, 2023
- 21 vs. Oregon State (L, 0-21), Sept. 7, 2024
- 18 vs. Arizona (L, 20-38), Sept. 3, 2022
- 11 vs. Air Force* (L, 20-31), Nov. 30, 2024
- 10 vs. Air Force* (L, 3-13), Nov. 26, 2022

First Quarter Points

- 14 vs. Stony Brook (W, 42-0), Aug. 28, 2025
- 14 vs. Idaho (W, 38-7), Sept. 10, 2022
- 10 vs. Idaho State (W, 36-28), Sept. 2, 2023
- 7 vs. Air Force* (L, 20-31), Nov. 30, 2024
- 7 vs. Boise State* (L, 31-34), Sept. 22, 2023
- 7 vs. UCLA (L, 20-38), Sept. 9, 2023
- 7 vs. San Jose State* (W, 43-27), Nov. 12, 2022

Opp: 14, three times, last vs. Air Force* (L, 20-31), Nov. 30, 2024

Bowl: 21 by Washington State (35-52 vs. Syracuse), Dec. 27, 2024

Second Quarter Points

- 17 vs. San Jose State* (W, 43-27), Nov. 12, 2022
- 14 vs. Hawai'i* (W, 27-24), Oct. 5, 2024
- 13 vs. California (W, 34-0), Sept. 20, 2025
- 13 vs. Fresno State* (W, 33-18), Nov. 25, 2023
- 10 vs. New Mexico* (L, 16-21), Nov. 8, 2024
- 10 vs. Boise State* (L, 31-34), Sept. 22, 2023
- 10 vs. Idaho State (W, 36-28), Sept. 2, 2023
- 10 vs. Arizona (L, 20-38), Sept. 3, 2022

Opp: 21 by UCLA (L, 10-34), Sept. 9, 2023

Bowl: 21 by Syracuse (52-35 vs. Washington State), Dec. 27, 2024

Third Quarter Points

- 21 vs. Texas A&M-Commerce (W, 45-14), Aug. 31, 2024
- 14 vs. California (W, 34-0), Sept. 20, 2025
- 14 vs. San Jose State* (W, 43-27), Nov. 12, 2022
- 10 vs. Arizona (L, 20-38), Sept. 3, 2022
- 9 vs. Idaho State (W, 36-28), Sept. 2, 2023

Opp: 14 by Air Force* (L, 20-31), Nov. 30, 2024

Bowl: 7 by Syracuse (52) and Washington State (35), Dec. 27, 2024

Fourth Quarter Points

- 21 vs. Texas A&M-Commerce (W, 45-14), Aug. 31, 2024
- 14 vs. Stony Brook (W, 42-0), Aug. 28, 2025
- 14 vs. Oregon State (L, 0-21), Sept. 7, 2024
- 14 vs. Boise State* (L, 31-34), Sept. 22, 2023
- 14 vs. Arizona (L, 20-38), Sept. 3, 2022

Opp: 15, twice, last by Washington State (L, 26-29), Oct. 26, 2024

Bowl: 10 by Syracuse (52-35 vs. Washington State), Dec. 27, 2024

First Half Points

- 24 vs. San Jose State* (W, 43-27), Nov. 12, 2022
- 21 vs. Idaho State (W, 38-7), Sept. 10, 2022
- 20 vs. Stony Brook (W, 42-0), Aug. 28, 2025
- 20 vs. Idaho State (W, 36-28), Sept. 2, 2023
- 17 vs. Hawai'i* (W, 27-24), Oct. 5, 2024
- 17 vs. Boise State* (L, 31-34), Sept. 22, 2023

Opp: 28 by UCLA (L, 10-35), Sept. 9, 2023

Bowl: 35 by Syracuse (52-35 vs. Washington State), Dec. 27, 2024

Second Half Points

- 42 vs. Texas A&M-Commerce (W, 45-14), Aug. 31, 2024
- 22 vs. Stony Brook (W, 42-0), Aug. 28, 2025
- 21 vs. California (W, 34-0), Sept. 20, 2025
- 19 vs. San Jose State* (W, 43-27), Nov. 12, 2022
- 17 vs. Fresno State* (W, 33-18), Nov. 25, 2023
- 17 vs. Idaho State (W, 38-7), Sept. 10, 2022

Opp: 17 by Boise State* (L, 31-34), Sept. 22, 2023

Bowl: 17 by Syracuse (52-35 vs. Washington State), Dec. 27, 2024

Most Touchdowns

- 6 vs. Texas A&M-Commerce (W, 45-14), Aug. 31, 2024
- 5 vs. Stony Brook (W, 42-0), Aug. 28, 2025
- 5 vs. San Jose State* (W, 43-27), Nov. 12, 2022
- 5 vs. Idaho State (W, 38-7), Sept. 10, 2022
- 4 vs. California (W, 34-0), Sept. 20, 2025
- 4 vs. Boise State* (L, 31-34), Sept. 22, 2023
- 4 vs. Idaho State (W, 36-28), Sept. 2, 2023

Opp: 5, twice, last vs. UCLA (L, 10-35), Sept. 9, 2023

Bowl: 7 by Syracuse (52-35 vs. Washington State), Dec. 27, 2024

Fewest Touchdowns Allowed

- 0 vs. California (W, 34-0), Sept. 20, 2025
- 0 vs. Stony Brook (W, 42-0), Aug. 28, 2025
- 0 vs. Nevada* (L, 0-6), Oct. 21, 2023
- 1 vs. Ohio (W, 20-13), Aug. 26, 2023
- 1 vs. Air Force* (L, 3-13), Nov. 26, 2022
- 1 vs. UNLV* (W, 14-10), Nov. 5, 2022
- 1 vs. Idaho (W, 38-7), Sept. 10, 2022

Bowl: 5 by Syracuse (52-35 vs. Washington State), Dec. 27, 2024

Most Touchdowns / Both Teams

- 9 vs. Idaho State (W, 36-28), Sept. 2, 2023
- 9 vs. San Jose State* (W, 43-27), Nov. 12, 2022
- 8 vs. Texas A&M-Commerce (W, 45-14), Aug. 31, 2024
- 8 vs. Boise State* (L, 31-34), Sept. 22, 2023
- 7 vs. Air Force* (L, 20-31), Nov. 30, 2024
- 7 vs. Washington State (L, 26-29), Oct. 26, 2024
- 7 vs. Utah State* (L, 24-32 (20T)), Nov. 4, 2023
- 7 vs. Arizona (L, 20-38), Sept. 3, 2022

Bowl: 12 by Syracuse (7) vs. Washington State (5), (Syracuse 52, Washington State 35), Dec. 27, 2024

Fewest Touchdowns / Both Teams

- 0 vs. Nevada* (L, 0-6), Oct. 21, 2023
- 1 vs. Air Force* (L, 3-13), Nov. 26, 2022
- 3 vs. Oregon State (L, 0-21), Sept. 7, 2024
- 3 vs. Ohio (W, 20-13), Aug. 26, 2023
- 3 vs. UNLV* (W, 14-10), Nov. 5, 2022
- 3 vs. Hawai'i* (W, 16-14), Oct. 8, 2022

Bowl: 12 by Syracuse (7) vs. Washington State (5), (Syracuse 52, Washington State 35), Dec. 27, 2024

Total Offense

Most Total Yards

- 488 vs. Idaho State (W, 38-7), Sept. 10, 2022
- 468 vs. Texas A&M-Commerce (W, 45-14), Aug. 31, 2024
- 464 vs. Stony Brook (W, 42-0), Aug. 28, 2025
- 439 vs. Boise State* (L, 31-34), Sept. 22, 2023
- 425 vs. San Jose State* (W, 43-27), Nov. 12, 2022

Opp: 550 by UCLA (L, 10-35), Sept. 9, 2023

Bowl: 606 by Syracuse (52-35 vs. Washington State), Dec. 27, 2024

Fewest Total Yards Allowed

- 95 vs. Stony Brook (W, 42-0), Aug. 28, 2025
- 180 vs. Texas A&M-Commerce (W, 45-14), Aug. 31, 2024
- 223 vs. San Jose State* (W, 43-27), Nov. 12, 2022
- 242 vs. Nevada* (L, 0-6), Oct. 21, 2023
- 285 vs. Air Force* (L, 3-13), Nov. 26, 2022

Bowl: 472 by Syracuse (52-35 vs. Washington State), Dec. 27, 2024

Most Total Yards / Both Teams

- 842 vs. Boise State* (L, 31-34), Sept. 22, 2023
- 826 vs. Idaho State (W, 38-7), Sept. 10, 2022
- 816 vs. New Mexico* (L, 16-21), Nov. 8, 2024
- 809 vs. UCLA (L, 10-35), Sept. 9, 2023
- 785 vs. Washington State (L, 26-29), Oct. 26, 2024

Bowl: 1,072 by Syracuse (606) vs. Washington State (472), (Syracuse 52, Washington State 35), Dec. 27, 2024

Fewest Total Yards / Both Teams

446 vs. Nevada* (L, 0-6), Oct. 21, 2023
 472 vs. Air Force* (L, 3-13), Nov. 26, 2022
 559 vs. Stony Brook (W, 42-0), Aug. 28, 2025
 599 vs. Oregon State (L, 0-21), Sept. 7, 2024
 610 vs. California (W, 34-0), Sept. 20, 2025

Bowl: 1,072 by Syracuse (606) vs. Washington State (472), (Syracuse 52, Washington State 35), Dec. 27, 2024

Largest Margin of Total Yards

369 vs. Stony Brook (W, 42-0), Aug. 28, 2025
 288 vs. Texas A&M-Commerce (W, 45-14), Aug. 31, 2024
 202 vs. San Jose State* (W, 43-27), Nov. 12, 2022
 150 vs. Idaho State (W, 38-7), Sept. 10, 2022
 75 vs. Hawai'i* (W, 16-14), Oct. 8, 2022

Bowl: 134 by Syracuse (606) vs. Washington State (472), (Syracuse 52, Washington State 35), Dec. 27, 2024

Most Total Plays

88 vs. New Mexico* (L, 16-21), Nov. 8, 2024
 83 vs. Stony Brook (W, 42-0), Aug. 28, 2025
 79 vs. Fresno State* (W, 33-18), Nov. 25, 2023
 73 vs. Texas A&M-Commerce (W, 45-14), Aug. 31, 2024
 72 vs. UNLV* (W, 14-10), Nov. 5, 2022

Opp: 84, twice, by vs. Ohio (W, 20-13), Aug. 26, 2023

Bowl: 74 by Washington State (35-52 vs. Syracuse), Dec. 27, 2024

Most Total Plays / Both Teams

147 vs. New Mexico* (L, 16-21), Nov. 8, 2024
 147 vs. Utah State* (L, 24-32 (20T)), Nov. 4, 2023
 145 vs. Idaho State (W, 36-28), Sept. 2, 2023
 142 vs. Ohio (W, 20-13), Aug. 26, 2023
 142 vs. Idaho State (W, 38-7), Sept. 10, 2022

Bowl: 134 by Washington State (74) vs. Syracuse (60) (Syracuse 52, Washington State 35), Dec. 27, 2024

Highest Yards Per Play

7.07 vs. Idaho State (W, 38-7), Sept. 10, 2022
 6.97 vs. Boise State* (L, 31-34), Sept. 22, 2023
 6.41 vs. Texas A&M-Commerce (W, 45-14), Aug. 31, 2024
 6.25 vs. San Jose State* (W, 43-27), Nov. 12, 2022
 6.06 vs. California (W, 34-0), Sept. 20, 2025

Opp: 8.09 by UCLA (L, 10-35), Sept. 9, 2023

Bowl: 10.10 by Syracuse (52-35 vs. Washington State), Dec. 27, 2024

Fewest Yards Allowed Per Play

1.79 vs. Stony Brook (W, 42-0), Aug. 28, 2025
 3.05 vs. Texas A&M-Commerce (W, 45-14), Aug. 31, 2024
 3.85 vs. Nevada* (L, 0-6), Oct. 21, 2023
 4.01 vs. California (W, 34-0), Sept. 20, 2025
 4.07 vs. Air Force* (L, 3-13), Nov. 26, 2022

Bowl: 6.38 by Syracuse (52-35 vs. Washington State), Dec. 27, 2024

Rushing Offense**Most Rushing Yards**

380 vs. Idaho State (W, 38-7), Sept. 10, 2022
 302 vs. Idaho State (W, 36-28), Sept. 2, 2023
 268 vs. San Jose State* (W, 43-27), Nov. 12, 2022
 254 vs. Texas A&M-Commerce (W, 45-14), Aug. 31, 2024
 228 vs. Stony Brook (W, 42-0), Aug. 28, 2025

Opp: 300 by New Mexico* (L, 16-21), Nov. 8, 2024

Bowl: 153 by Syracuse (52-35 vs. Washington State), Dec. 27, 2024

Fewest Rushing Yards Allowed

28 vs. San Jose State* (W, 43-27), Nov. 12, 2022
 34 vs. Idaho State (W, 36-28), Sept. 2, 2023
 49 vs. Stony Brook (W, 42-0), Aug. 28, 2025
 63 vs. Texas A&M-Commerce (W, 45-14), Aug. 31, 2024
 65 vs. California (W, 34-0), Sept. 20, 2025

Bowl: 109 by Syracuse (52-35 vs. Washington State), Dec. 27, 2024

Most Rushing Yards / Both Teams

460 vs. Idaho State (W, 38-7), Sept. 10, 2022
 446 vs. New Mexico* (L, 16-21), Nov. 8, 2024
 407 vs. Boise State* (L, 31-34), Sept. 22, 2023
 396 vs. Air Force* (L, 20-31), Nov. 30, 2024
 377 vs. Fresno State* (W, 33-18), Nov. 25, 2023

Bowl: 262 by Syracuse (153) vs. Washington State (109), (Syracuse 52, Washington State 35), Dec. 27, 2024

Fewest Rushing Yards / Both Teams

183 vs. Hawai'i* (W, 27-24), Oct. 5, 2024
 185 vs. San Jose State* (W, 43-27), Nov. 12, 2022
 200 vs. California (W, 34-0), Sept. 20, 2025
 217 vs. UNLV* (W, 14-10), Nov. 5, 2022
 241 vs. Hawai'i* (W, 16-14), Oct. 8, 2022

Bowl: 262 by Syracuse (153) vs. Washington State (109), (Syracuse 52, Washington State 35), Dec. 27, 2024

Largest Margin of Rushing Yards

300 vs. Idaho State (W, 38-7), Sept. 10, 2022
 268 vs. Idaho State (W, 36-28), Sept. 2, 2023
 217 vs. Toledo (W, 17-10), Sept. 24, 2022
 191 vs. Texas A&M-Commerce (W, 45-14), Aug. 31, 2024
 179 vs. Stony Brook (W, 42-0), Aug. 28, 2025

Bowl: 44 by Syracuse (153) vs. Washington State (109), (Syracuse 52, Washington State 35), Dec. 27, 2024

Most Rushing Attempts

54 vs. Stony Brook (W, 42-0), Aug. 28, 2025
 53 vs. Fresno State* (W, 33-18), Nov. 25, 2023
 47 vs. Idaho State (W, 36-28), Sept. 2, 2023
 46 vs. New Mexico* (L, 16-21), Nov. 8, 2024
 45 vs. San Jose State* (W, 43-27), Nov. 12, 2022

Opp: 66 by Air Force* (L, 3-13), Nov. 26, 2022

Bowl: 31 by Washington State (35-52 vs. Syracuse), Dec. 27, 2024

Most Rushing Attempts / Both Teams

87 vs. Air Force* (L, 20-31), Nov. 30, 2024
 82 vs. Stony Brook (W, 42-0), Aug. 28, 2025
 81 vs. New Mexico* (L, 16-21), Nov. 8, 2024
 81 vs. Boise State* (L, 31-34), Sept. 22, 2023
 81 vs. Air Force* (L, 3-13), Nov. 26, 2022
 81 vs. Arizona (L, 20-38), Sept. 3, 2022

Bowl: 57 by Washington State (31) vs. Syracuse (26), (Syracuse 52, Washington State 35), Dec. 27, 2024

Highest Rushing Yards Per Carry

8.84 vs. Idaho State (W, 38-7), Sept. 10, 2022
 6.58 vs. Toledo (W, 17-10), Sept. 24, 2022
 6.43 vs. Idaho State (W, 36-28), Sept. 2, 2023
 6.35 vs. Texas A&M-Commerce (W, 45-14), Aug. 31, 2024
 4.68 vs. Ohio (W, 20-13), Aug. 26, 2023

Opp: 8.57 by New Mexico* (L, 16-21), Nov. 8, 2024

Bowl: 5.88 by Syracuse (52-35 vs. Washington State), Dec. 27, 2024

Most Rushing Touchdowns

4 vs. Stony Brook (W, 42-0), Aug. 28, 2025
 4 vs. Idaho State (W, 36-28), Sept. 2, 2023
 3 vs. Boise State* (L, 31-34), Sept. 22, 2023
 3 vs. Idaho State (W, 38-7), Sept. 10, 2022
 2, six times, last vs. Air Force* (L, 20-31), Nov. 30, 2024

Opp: 3, twice, last by Air Force* (L, 20-31), Nov. 30, 2024

Bowl: 2 by Syracuse (52-35 vs. Washington State), Dec. 27, 2024

Passing Offense**Most Passing Yards**

322 vs. Hawai'i* (W, 16-14), Oct. 8, 2022
 284 vs. Washington State (L, 26-29), Oct. 26, 2024
 273 vs. Boise State* (L, 31-34), Sept. 22, 2023
 268 vs. San Jose State* (W, 43-27), Nov. 12, 2022
 263 vs. Utah State* (L, 24-32 (20T)), Nov. 4, 2023

Opp: 299 by Arizona (L, 20-38), Sept. 3, 2022

Bowl: 453 by Syracuse (52-35 vs. Washington State), Dec. 27, 2024

Fewest Passing Yards Allowed

14 vs. Air Force* (L, 3-13), Nov. 26, 2022
 46 vs. Stony Brook (W, 42-0), Aug. 28, 2025
 98 vs. Nevada* (L, 0-6), Oct. 21, 2023
 117 vs. Texas A&M-Commerce (W, 45-14), Aug. 31, 2024
 128 vs. Air Force* (L, 20-31), Nov. 30, 2024

Bowl: 363 by Syracuse (52-35 vs. Washington State), Dec. 27, 2024

Most Passing Yards / Both Teams

541 vs. Washington State (L, 26-29), Oct. 26, 2024
 518 vs. Hawai'i* (W, 16-14), Oct. 8, 2022
 496 vs. Hawai'i* (W, 27-24), Oct. 5, 2024
 492 vs. Utah State* (L, 24-32 (20T)), Nov. 4, 2023
 492 vs. UCLA (L, 10-35), Sept. 9, 2023

Bowl: 816 by Syracuse (453) vs. Washington State (363), (Syracuse 52, Washington State 35), Dec. 27, 2024

Fewest Passing Yards / Both Teams

145 vs. Nevada* (L, 0-6), Oct. 21, 2023
 202 vs. Air Force* (L, 3-13), Nov. 26, 2022
 282 vs. Stony Brook (W, 42-0), Aug. 28, 2025
 290 vs. Oregon State (L, 0-21), Sept. 7, 2024
 319 vs. Toledo (W, 17-10), Sept. 24, 2022

Bowl: 816 by Syracuse (453) vs. Washington State (363), (Syracuse 52, Washington State 35), Dec. 27, 2024

Largest Margin of Passing Yards

190 vs. Stony Brook (W, 42-0), Aug. 28, 2025
 174 vs. Air Force* (L, 3-13), Nov. 26, 2022
 126 vs. Hawai'i* (W, 16-14), Oct. 8, 2022
 111 vs. Boise State* (L, 31-34), Sept. 22, 2023
 108 vs. Air Force* (L, 20-31), Nov. 30, 2024

Bowl: 90 by Syracuse (453) vs. Washington State (363), (Syracuse 52, Washington State 35), Dec. 27, 2024

Most Passing Attempts

42 vs. New Mexico* (L, 16-21), Nov. 8, 2024
 41 vs. Washington State (L, 26-29), Oct. 26, 2024
 40 vs. Utah State* (L, 24-32 (20T)), Nov. 4, 2023
 38 vs. UCLA (L, 10-35), Sept. 9, 2023
 36 vs. Hawai'i* (W, 16-14), Oct. 8, 2022

Opp: 63 vs. Idaho State (W, 36-28), Sept. 2, 2023

Bowl: 43 by Washington State (35-52 vs. Syracuse), Dec. 27, 2024

Most Passing Attempts / Both Teams

83 vs. Idaho State (W, 36-28), Sept. 2, 2023
 79 vs. Ohio (W, 20-13), Aug. 26, 2023
 77 vs. Hawai'i* (W, 27-24), Oct. 5, 2024
 72 vs. Utah State* (L, 24-32 (20T)), Nov. 4, 2023
 70 vs. Hawai'i* (W, 16-14), Oct. 8, 2022

Bowl: 77 by Washington State (43) vs. Syracuse (34) (Syracuse 52, Washington State 35), Dec. 27, 2024

Most Passing Completions

28 vs. Washington State (L, 26-29), Oct. 26, 2024
 26 vs. New Mexico* (L, 16-21), Nov. 8, 2024
 26 vs. Utah State* (L, 24-32 (20T)), Nov. 4, 2023
 25 vs. Air Force* (L, 20-31), Nov. 30, 2024
 24 vs. Hawai'i* (W, 27-24), Oct. 5, 2024
 24 vs. Hawai'i* (W, 16-14), Oct. 8, 2022

Opp: 30 by Idaho State (W, 36-28), Sept. 2, 2023

Bowl: 31 by Washington State (35-52 vs. Syracuse), Dec. 27, 2024

Most Passing Completions / Both Teams

50 vs. Hawai'i* (W, 27-24), Oct. 5, 2024
 49 vs. Utah State* (L, 24-32 (20T)), Nov. 4, 2023
 47 vs. Washington State (L, 26-29), Oct. 26, 2024
 44 vs. Hawai'i* (W, 16-14), Oct. 8, 2022
 43 vs. Idaho State (W, 36-28), Sept. 2, 2023
 43 vs. Ohio (W, 20-13), Aug. 26, 2023

Bowl: 55 by Washington State (31) vs. Syracuse (24) (Syracuse 52, Washington State 35), Dec. 27, 2024

Highest Pass Efficiency Rating (min. 12 att.)

206.14 vs. San Jose State* (W, 43-27), Nov. 12, 2022
 188.47 vs. California (W, 34-0), Sept. 20, 2025
 187.07 vs. Boise State* (L, 31-34), Sept. 22, 2023
 150.97 vs. Hawai'i* (W, 16-14), Oct. 8, 2022
 145.83 vs. Air Force* (L, 20-31), Nov. 30, 2024

Opp: 181.94 vs. UCLA (L, 10-35), Sept. 9, 2023

Bowl: 231.04 by Syracuse (52-35 vs. Washington State), Dec. 27, 2024

Most Passing Touchdowns

3 vs. Utah State* (L, 24-32 (20T)), Nov. 4, 2023
 3 vs. San Jose State* (W, 43-27), Nov. 12, 2022
 2 vs. Texas A&M-Commerce (W, 45-14), Aug. 31, 2024
 2 vs. Ohio (W, 20-13), Aug. 26, 2023
 2 vs. UNLV* (W, 14-10), Nov. 5, 2022

Opp: 4 by Arizona (L, 20-38), Sept. 3, 2022

Bowl: 5 by Syracuse (52-35 vs. Washington State), Dec. 27, 2024

Turnovers**Most Turnovers Gained**

4 vs. UNLV* (W, 14-10), Nov. 5, 2022
 4 vs. Toledo (W, 17-10), Sept. 24, 2022
 3 vs. California (W, 34-0), Sept. 20, 2025
 3 vs. Texas A&M-Commerce (W, 45-14), Aug. 31, 2024
 3 vs. Idaho State (W, 36-28), Sept. 2, 2023
 3 vs. Ohio (W, 20-13), Aug. 26, 2023

Opp: 3, three times, last by UCLA (L, 10-35), Sept. 9, 2023

Bowl: 2 by Syracuse (52-35 vs. Washington State), Dec. 27, 2024

Most Interceptions

3 vs. Idaho State (W, 36-28), Sept. 2, 2023
 3 vs. Ohio (W, 20-13), Aug. 26, 2023
 3 vs. Toledo (W, 17-10), Sept. 24, 2022
 2 vs. California (W, 34-0), Sept. 20, 2025
 2 vs. UNLV* (W, 14-10), Nov. 5, 2022

Opp: 3 by UCLA (L, 10-35), Sept. 9, 2023

Bowl: 2 by Syracuse (52-35 vs. Washington State), Dec. 27, 2024

Most Fumbles Forced

2 vs. Texas A&M-Commerce (W, 45-14), Aug. 31, 2024
 2 vs. UCLA (L, 10-35), Sept. 9, 2023
 2 vs. UNLV* (W, 14-10), Nov. 5, 2022
 1 vs. California (W, 34-0), Sept. 20, 2025
 1 vs. Utah State* (L, 24-32 (20T)), Nov. 4, 2023
 1 vs. Toledo (W, 17-10), Sept. 24, 2022
 1 vs. Arizona (L, 20-38), Sept. 3, 2022

Opp: 3 by Idaho State (W, 36-28), Sept. 2, 2023

Most Fumbles Recovered

2 vs. Texas A&M-Commerce (W, 45-14), Aug. 31, 2024
 2 vs. UCLA (L, 10-35), Sept. 9, 2023
 2 vs. UNLV* (W, 14-10), Nov. 5, 2022
 1 vs. California (W, 34-0), Sept. 20, 2025
 1 vs. Washington State (L, 26-29), Oct. 26, 2024
 1 vs. Hawai'i* (W, 16-14), Oct. 8, 2022
 1 vs. Toledo (W, 17-10), Sept. 24, 2022
 1 vs. Arizona (L, 20-38), Sept. 3, 2022

Opp: 2, three times, last vs. Boise State* (L, 31-34), Sept. 22, 2023

Most Turnovers / Both Teams

6 vs. Idaho State (W, 36-28), Sept. 2, 2023
 5 vs. UCLA (L, 10-35), Sept. 9, 2023
 5 vs. UNLV* (W, 14-10), Nov. 5, 2022
 5 vs. Toledo (W, 17-10), Sept. 24, 2022
 4 vs. Ohio (W, 20-13), Aug. 26, 2023
 4 vs. Arizona (L, 20-38), Sept. 3, 2022

Bowl: 2 by Washington State (2) vs. Syracuse (0) (Syracuse 52, Washington State 35), Dec. 27, 2024

Special Teams**Most Field Goals**

4 vs. Fresno State* (W, 33-18), Nov. 25, 2023
 3 vs. New Mexico* (L, 16-21), Nov. 8, 2024
 3 vs. Hawai'i* (W, 16-14), Oct. 8, 2022
 2, seven times, last vs. California (W, 34-0), Sept. 20, 2025

Opp: 2, four times, last by Nevada* (L, 0-6), Oct. 21, 2023

Bowl: 1 by Syracuse (52-35 vs. Washington State), Dec. 27, 2024

Most Punts

9 vs. Toledo (W, 17-10), Sept. 24, 2022
 8 vs. Oregon State (L, 0-21), Sept. 7, 2024
 7 vs. UCLA (L, 10-35), Sept. 9, 2023
 6 vs. California (W, 34-0), Sept. 20, 2025
 6 vs. Utah State* (L, 24-32 (20T)), Nov. 4, 2023
 6 vs. Nevada* (L, 0-6), Oct. 21, 2023
 6 vs. Air Force* (L, 3-13), Nov. 26, 2022
 6 vs. UNLV* (W, 14-10), Nov. 5, 2022
 6 vs. Idaho State (W, 38-7), Sept. 10, 2022

Opp: 11 by Idaho State (W, 38-7), Sept. 10, 2022

Bowl: 2 by Syracuse (52-35 vs. Washington State), Dec. 27, 2024

Fewest Punts

1 vs. Air Force* (L, 20-31), Nov. 30, 2024
 2 vs. San Jose State* (W, 43-27), Nov. 12, 2022
 3 vs. Texas A&M-Commerce (W, 45-14), Aug. 31, 2024
 3 vs. Fresno State* (W, 33-18), Nov. 25, 2023
 3 vs. Boise State* (L, 31-34), Sept. 22, 2023
 3 vs. Ohio (W, 20-13), Aug. 26, 2023

Opp: 1, by Air Force (L, 20-31), Nov. 30, 2024

Bowl: 1 by Washington State (35-52 vs. Syracuse), Dec. 27, 2024

Highest Punt Average (min. 3 punts)

56.3 vs. Ohio (W, 20-13), Aug. 26, 2023
 52.2 vs. Stony Brook (W, 42-0), Aug. 28, 2025
 50.2 vs. UNLV* (W, 14-10), Nov. 5, 2022
 47.6 vs. Hawai'i* (W, 27-24), Oct. 5, 2024
 47.5 vs. Utah State* (L, 24-32 (20T)), Nov. 4, 2023
 47.5 vs. Idaho State (W, 38-7), Sept. 10, 2022

Opp: 50.8, by Boise State* (L, 31-34), Sept. 22, 2023

Most Kick Returns

6 vs. Air Force* (L, 20-31), Nov. 30, 2024
 4 vs. New Mexico* (L, 16-21), Nov. 8, 2024
 4 vs. Idaho State (W, 36-28), Sept. 2, 2023
 4 vs. Air Force* (L, 3-13), Nov. 26, 2022
 4 vs. San Jose State* (W, 43-27), Nov. 12, 2022

Opp: 6 by Fresno State* (W, 33-18), Nov. 25, 2023

Bowl: 5 by Washington State (35-52 vs. Syracuse), Dec. 27, 2024

Most Kick Return Yards

125 vs. San Jose State* (W, 43-27), Nov. 12, 2022
 105 vs. Air Force* (L, 20-31), Nov. 30, 2024
 105 vs. New Mexico* (L, 16-21), Nov. 8, 2024
 104 vs. Boise State* (L, 31-34), Sept. 22, 2023
 83 vs. Air Force* (L, 3-13), Nov. 26, 2022

Opp: 130 by Fresno State* (W, 33-18), Nov. 25, 2023

Bowl: 132 by Washington State (35-52 vs. Syracuse), Dec. 27, 2024

Highest Kick Return Average (min. 2 KR)

34.7 vs. Boise State* (L, 31-34), Sept. 22, 2023
 31.2 vs. San Jose State* (W, 43-27), Nov. 12, 2022
 28.5 vs. Idaho State (W, 38-7), Sept. 10, 2022
 26.2 vs. New Mexico* (L, 16-21), Nov. 8, 2024
 25.3 vs. Toledo (W, 17-10), Sept. 24, 2022

Opp: 30.3 vs. Idaho State (W, 36-28), Sept. 2, 2023

Bowl: 26.4 by Washington State (35-52 vs. Syracuse), Dec. 27, 2024

Most Punt Returns

9 vs. Stony Brook (W, 42-0), Aug. 28, 2025
 7 vs. Idaho State (W, 38-7), Sept. 10, 2022
 5 vs. Utah State* (L, 24-32 (20T)), Nov. 4, 2023
 3 vs. Hawai'i* (W, 27-24), Oct. 5, 2024
 3 vs. Boise State* (L, 31-34), Sept. 22, 2023
 3 vs. UNLV* (W, 14-10), Nov. 5, 2022

Opp: 3, four times, last by Oregon State (L, 0-21), Sept. 7, 2024

Bowl: 2 by Washington State (35-52 vs. Syracuse), Dec. 27, 2024

Most Punt Return Yards

89 vs. Stony Brook (W, 42-0), Aug. 28, 2025
 73 vs. Idaho State (W, 38-7), Sept. 10, 2022
 61 vs. Boise State* (L, 31-34), Sept. 22, 2023
 35 vs. Utah State* (L, 24-32 (20T)), Nov. 4, 2023
 34 vs. Hawai'i* (W, 27-24), Oct. 5, 2024

Opp: 24 by Toledo (W, 17-10), Sept. 24, 2022

Bowl: 34 by Syracuse (52-35 vs. Washington State), Dec. 27, 2024

Highest Punt Return Average (min. 2 PR)

20.3 vs. Boise State* (L, 31-34), Sept. 22, 2023
 11.5 vs. Arizona (L, 20-38), Sept. 3, 2022
 11.3 vs. Hawai'i* (W, 27-24), Oct. 5, 2024
 10.4 vs. Idaho State (W, 38-7), Sept. 10, 2022
 9.9 vs. Stony Brook (W, 42-0), Aug. 28, 2025

Opp: 12.0 by Toledo (W, 17-10), Sept. 24, 2022

Bowl: 16.0 by Washington State (35-52 vs. Syracuse), Dec. 27, 2024

Miscellaneous**Most Time of Possession**

40:51 vs. Fresno State* (W, 33-18), Nov. 25, 2023
 39:30 vs. San Jose State* (W, 43-27), Nov. 12, 2022
 37:25 vs. Stony Brook (W, 42-0), Aug. 28, 2025
 36:10 vs. Hawai'i* (W, 16-14), Oct. 8, 2022
 35:02 vs. New Mexico* (L, 16-21), Nov. 8, 2024
Opp: 41:07 by Oregon State (L, 0-21), Sept. 7, 2024
Bowl: 34:36 by Washington State (35-52 vs. Syracuse), Dec. 27, 2024

Most Penalties

16 vs. Texas A&M-Commerce (W, 45-14), Aug. 31, 2024
 14 vs. Idaho State (W, 36-28), Sept. 2, 2023
 11 vs. Toledo (W, 17-10), Sept. 24, 2022
 9 vs. Hawai'i* (W, 27-24), Oct. 5, 2024
 9 vs. Utah State* (L, 24-32 (20T)), Nov. 4, 2023
Opp: 15, by Texas A&M-Commerce (W, 45-14), Aug. 31, 2024
Bowl: 7 by Syracuse (52-35 vs. Washington State), Dec. 27, 2024

Fewest Penalties

2 vs. Fresno State* (W, 33-18), Nov. 25, 2023
 2 vs. UNLV* (W, 14-10), Nov. 5, 2022
 4 vs. UCLA (L, 10-35), Sept. 9, 2023
 4 vs. Hawai'i* (W, 16-14), Oct. 8, 2022
 5 vs. Boise State* (L, 31-34), Sept. 22, 2023
Opp: 1, twice, last: by Fresno State* (W, 33-18), Nov. 25, 2023
Bowl: 3 by Washington State (35-52 vs. Syracuse), Dec. 27, 2024

Most Penalties / Both Teams

31 vs. Texas A&M-Commerce (W, 45-14), Aug. 31, 2024
 20 vs. Idaho State (W, 36-28), Sept. 2, 2023
 17 vs. Nevada* (L, 0-6), Oct. 21, 2023
 17 vs. Toledo (W, 17-10), Sept. 24, 2022
 16 vs. New Mexico* (L, 16-21), Nov. 8, 2024
 16 vs. Hawai'i* (W, 27-24), Oct. 5, 2024
Bowl: 10 by Syracuse (7) vs. Washington State (3) (Syracuse 52, Washington State 35), Dec. 27, 2024

Fewest Penalties / Both Teams

3 vs. Fresno State* (W, 33-18), Nov. 25, 2023
 6 vs. UNLV* (W, 14-10), Nov. 5, 2022
 6 vs. Hawai'i* (W, 16-14), Oct. 8, 2022
 8 vs. Air Force* (L, 20-31), Nov. 30, 2024
 8 vs. San Jose State* (W, 43-27), Nov. 12, 2022
Bowl: 10 by Washington State (3) vs. Syracuse (7) (Syracuse 52, Washington State 35), Dec. 27, 2024

Most Penalty Yards

149 vs. Texas A&M-Commerce (W, 45-14), Aug. 31, 2024
 125 vs. Idaho State (W, 36-28), Sept. 2, 2023
 104 vs. Hawai'i* (W, 27-24), Oct. 5, 2024
 103 vs. Toledo (W, 17-10), Sept. 24, 2022
 84 vs. Utah State* (L, 24-32 (20T)), Nov. 4, 2023
Opp: 124 by Texas A&M-Commerce (W, 45-14), Aug. 31, 2024
Bowl: 50 by Syracuse (52-35 vs. Washington State), Dec. 27, 2024

Fewest Penalty Yards

10 vs. Fresno State* (W, 33-18), Nov. 25, 2023
 15 vs. UNLV* (W, 14-10), Nov. 5, 2022
 23 vs. Boise State* (L, 31-34), Sept. 22, 2023
 33 vs. Hawai'i* (W, 16-14), Oct. 8, 2022
 37 vs. Arizona (L, 20-38), Sept. 3, 2022
Opp: 5 by San Jose State* (W, 43-27), Nov. 12, 2022
Bowl: 40 by Washington State (35-52 vs. Syracuse), Dec. 27, 2024

Most Penalty Yards / Both Teams

273 vs. Texas A&M-Commerce (W, 45-14), Aug. 31, 2024
 188 vs. Idaho State (W, 36-28), Sept. 2, 2023
 179 vs. Hawai'i* (W, 27-24), Oct. 5, 2024
 169 vs. New Mexico* (L, 16-21), Nov. 8, 2024
 156 vs. Toledo (W, 17-10), Sept. 24, 2022
Bowl: 90 by Syracuse (50) vs. Washington State (40) (Syracuse 52, Washington State 35), Dec. 27, 2024

Fewest Penalty Yards / Both Teams

18 vs. Fresno State* (W, 33-18), Nov. 25, 2023
 44 vs. Hawai'i* (W, 16-14), Oct. 8, 2022
 51 vs. UNLV* (W, 14-10), Nov. 5, 2022
 58 vs. Boise State* (L, 31-34), Sept. 22, 2023
 70 vs. San Jose State* (W, 43-27), Nov. 12, 2022
Bowl: 90 by Washington State (40) vs. Syracuse (50) (Syracuse 52, Washington State 35), Dec. 27, 2024

Most First Downs

26 vs. New Mexico* (L, 16-21), Nov. 8, 2024
 24 vs. Stony Brook (W, 42-0), Aug. 28, 2025
 24 vs. Air Force* (L, 20-31), Nov. 30, 2024
 23 vs. Texas A&M-Commerce (W, 45-14), Aug. 31, 2024
 23 vs. San Jose State* (W, 43-27), Nov. 12, 2022
Opp: 26 by UCLA (L, 10-35), Sept. 9, 2023
Bowl: 28 by Syracuse (52-35 vs. Washington State), Dec. 27, 2024

Fewest First Downs Allowed

6 vs. Stony Brook (W, 42-0), Aug. 28, 2025
 14 vs. Air Force* (L, 3-13), Nov. 26, 2022
 14 vs. San Jose State* (W, 43-27), Nov. 12, 2022
 14 vs. UNLV* (W, 14-10), Nov. 5, 2022
 14 vs. Idaho State (W, 38-7), Sept. 10, 2022
Bowl: 24 by Syracuse (52-35 vs. Washington State), Dec. 27, 2024

Most First Downs / Both Teams

47 vs. New Mexico* (L, 16-21), Nov. 8, 2024
 45 vs. Air Force* (L, 20-31), Nov. 30, 2024
 43 vs. Washington State (L, 26-29), Oct. 26, 2024
 43 vs. Hawai'i* (W, 27-24), Oct. 5, 2024
 43 vs. UCLA (L, 10-35), Sept. 9, 2023
Bowl: 52 by Syracuse (28) vs. Washington State (24) (Syracuse 52, Washington State 35), Dec. 27, 2024

Fewest First Downs / Both Teams

22 vs. Air Force* (L, 3-13), Nov. 26, 2022
 28 vs. Nevada* (L, 0-6), Oct. 21, 2023
 30 vs. Stony Brook (W, 42-0), Aug. 28, 2025
 30 vs. Oregon State (L, 0-21), Sept. 7, 2024
 32 vs. California (W, 34-0), Sept. 20, 2025
Bowl: 52 by Syracuse (28) vs. Washington State (24) (Syracuse 52, Washington State 35), Dec. 27, 2024

Most Third Down Conversions

11 vs. New Mexico* (L, 16-21), Nov. 8, 2024
 9 vs. Stony Brook (W, 42-0), Aug. 28, 2025
 8 vs. Air Force* (L, 20-31), Nov. 30, 2024
 8 vs. Fresno State* (W, 33-18), Nov. 25, 2023
 7 vs. Utah State* (L, 24-32 (20T)), Nov. 4, 2023
 7 vs. Boise State* (L, 31-34), Sept. 22, 2023
 7 vs. Hawai'i* (W, 16-14), Oct. 8, 2022
Opp: 9, by Oregon State (L, 0-21), Sept. 7, 2024
Bowl: 8 by Washington State (35-52 vs. Syracuse), Dec. 27, 2024

Fewest Third Down Conversions Allowed

1 vs. Fresno State* (W, 33-18), Nov. 25, 2023
 2 vs. Stony Brook (W, 42-0), Aug. 28, 2025
 3 vs. Nevada* (L, 0-6), Oct. 21, 2023
 3 vs. Hawai'i* (W, 16-14), Oct. 8, 2022
 4 vs. Texas A&M-Commerce (W, 45-14), Aug. 31, 2024
 4 vs. Air Force* (L, 3-13), Nov. 26, 2022
Bowl: 2 by Washington State (35-52 vs. Syracuse), Dec. 27, 2024

Highest Third-Down Conversion Percentage

57.1 vs. Air Force* (L, 20-31), Nov. 30, 2024
 55.0 vs. New Mexico* (L, 16-21), Nov. 8, 2024
 53.8 vs. Boise State* (L, 31-34), Sept. 22, 2023
 47.4 vs. Stony Brook (W, 42-0), Aug. 28, 2025
 46.2 vs. San Jose State* (W, 43-27), Nov. 12, 2022
Opp: 66.7 by Air Force* (L, 20-31), Nov. 30, 2024
Bowl: 50.0 by Washington State (35-52 vs. Syracuse), Dec. 27, 2024

Lowest Third-Down Conversion Percentage Allowed

11.1 vs. Fresno State* (W, 33-18), Nov. 25, 2023
 13.3 vs. Stony Brook (W, 42-0), Aug. 28, 2025
 23.5 vs. Air Force* (L, 3-13), Nov. 26, 2022
 25.0 vs. Nevada* (L, 0-6), Oct. 21, 2023
 30.0 vs. Hawai'i* (W, 16-14), Oct. 8, 2022
Bowl: 33.0 by Washington State (35-52 vs. Syracuse), Dec. 27, 2024

Highest Attendance

34,046 vs. Arizona (L, 20-38), Sept. 3, 2022
 33,073 vs. Hawai'i* (W, 16-14), Oct. 8, 2022
 32,017 vs. UCLA (L, 10-35), Sept. 9, 2023
 31,369 vs. California (W, 34-0), Sept. 20, 2025
 31,307 vs. Hawai'i* (W, 27-24), Oct. 5, 2024
Bowl: 23,920, Syracuse 52, Washington State 35, Dec. 27, 2024

Warmest Temperature (at Kickoff)

100 vs. Arizona (L, 20-38), Sept. 3, 2022
 87 vs. Oregon State (L, 0-21), Sept. 7, 2024
 86 vs. Toledo (W, 17-10), Sept. 24, 2022
 85 vs. UCLA (L, 10-35), Sept. 9, 2023
 83 vs. Ohio (W, 20-13), Aug. 26, 2023
 83 vs. Idaho State (W, 38-7), Sept. 10, 2022
Bowl: 59, Syracuse 52, Washington State 35, Dec. 27, 2024

Coldest Temperature (at Kickoff)

55 vs. Fresno State* (W, 33-18), Nov. 25, 2023
 55 vs. San Jose State* (W, 43-27), Nov. 12, 2022
 58 vs. Air Force* (L, 20-31), Nov. 30, 2024
 58 vs. New Mexico* (L, 16-21), Nov. 8, 2024
 59 vs. Air Force* (L, 3-13), Nov. 26, 2022
Bowl: 59, Syracuse 52, Washington State 35, Dec. 27, 2024

INDIVIDUAL SINGLE-GAME**Most Rushing Yards**

223, Marquez Cooper vs. Texas A&M-Commerce, Aug. 31, 2024
 132, Jalen Mayden vs. Idaho State, Sept. 2, 2023
 123, Marquez Cooper vs. New Mexico*, Nov. 8, 2024
 115, Jordan Byrd vs. Toledo, Sept. 24, 2022
 109, Marquez Cooper vs. Hawai'i, Oct. 5, 2024
Opp: 205, Ashton Jeanty, Boise State*, Sept. 22, 2023
Bowl: 120, LeQuint Allen, Syracuse vs. Washington State, Dec. 27, 2024

Most Rushing Attempts

35, Marquez Cooper vs. New Mexico*, Nov. 8, 2024
 30, Marquez Cooper vs. Hawai'i, Oct. 5, 2024
 27, Marquez Cooper vs. Texas A&M-Commerce, Aug. 31, 2024
 23, Lucky Sutton vs. Stony Brook, Aug. 28, 2025
 23, Marquez Cooper vs. Air Force*, Nov. 30, 2024

Opp: 35, Brad Roberts, Air Force*, Nov. 26, 2022

Bowl: 17, LeQuint Allen, Syracuse vs. Washington State, Dec. 27, 2024

Most Rushing Touchdowns

2, Lucky Sutton vs. Stony Brook, Aug. 8, 2025
 2, Marquez Cooper vs. Air Force*, Nov. 30, 2024
 2, Marquez Cooper vs. Washington State, Oct. 26, 2024
 2, Marquez Cooper vs. Hawai'i, Oct. 5, 2024
 2, Marquez Cooper vs. Texas A&M-Commerce, Aug. 31, 2024
 2, Jaylon Armstead vs. Boise State*, Sept. 22, 2023
 2, Jalen Mayden vs. Idaho State, Sept. 2, 2023
 2, Jordan Byrd vs. Toledo, Sept. 24, 2022

Opp: 2, four times, most recent Dylan Carson, Air Force*, Nov. 30, 2024

Bowl: 2, LeQuint Allen, Syracuse vs. Washington State, Dec. 27, 2024

Longest Rush

70t, Jalen Mayden vs. Fresno State*, Nov. 25, 2023
 62, Lucky Sutton vs. Utah State*, Nov. 4, 2023
 61, Jaylon Armstead vs. Idaho State, Sept. 10, 2022
 56t, Jalen Mayden vs. Idaho State, Sept. 2, 2023
 53t, Jordan Byrd vs. Idaho State, Sept. 10, 2022

Opp: 68t, Eli Sanders, New Mexico*, Nov. 8, 2024

Bowl: 27, LeQuint Allen, Syracuse vs. Washington State, Dec. 27, 2024

Most Passing Yards

322, Jalen Mayden vs. Hawai'i*, Oct. 8, 2022
 268, Jalen Mayden vs. San Jose State*, Nov. 12, 2022
 265, Jalen Mayden vs. Utah State*, Nov. 4, 2023
 241, Jalen Mayden vs. Boise State*, Sept. 22, 2023
 230, Danny O'Neil vs. Air Force*, Nov. 30, 2024

Opp: 299, Jayden de Laura, Arizona, Sept. 3, 2022

Bowl: 453, Kyle McCord, Syracuse vs. Washington State, Dec. 27, 2024

Most Passing Attempts

41, Danny O'Neil vs. New Mexico*, Nov. 8, 2024
 39, Jalen Mayden vs. Utah State*, Nov. 4, 2023
 37, Jalen Mayden vs. UCLA, Sept. 9, 2023
 36, Jalen Mayden vs. Hawai'i*, Oct. 8, 2022
 34, Danny O'Neil vs. Washington State, Oct. 26, 2024

Opp: 44, Brayden Schager, Hawai'i, Oct. 5, 2024

Bowl: 43, Zevi Eckhaus, Washington State vs. Syracuse, Dec. 27, 2024

Most Passing Completions

26, Danny O'Neil vs. New Mexico*, Nov. 8, 2024
 25, Jalen Mayden vs. Utah State*, Nov. 4, 2023
 24, Danny O'Neil vs. Air Force*, Nov. 30, 2024
 24, Danny O'Neil vs. Hawai'i, Oct. 5, 2024
 24, Jalen Mayden vs. Hawai'i*, Oct. 8, 2022

Opp: 26, Brayden Schager, Hawai'i, Oct. 5, 2024

Bowl: 34, Zevi Eckhaus, Washington State vs. Syracuse, Dec. 27, 2024

Highest Pass Efficiency Rating (min. 12 att.)

215.51, Jalen Mayden vs. San Jose State*, Nov. 12, 2022
 188.47, Jayden Denegal vs. California, Sept. 20, 2025
 179.75, Jalen Mayden vs. Boise State*, Sept. 22, 2023
 150.97, Jalen Mayden vs. Hawai'i*, Oct. 8, 2022
 145.69, Danny O'Neil vs. Air Force*, Nov. 30, 2024

Opp: 210.85, Cooper Legas, Utah State*, Nov. 4, 2023

Bowl: 231.04, Kyle McCord, Syracuse vs. Washington State, Dec. 27, 2024

Most Passing Touchdowns

3, Jalen Mayden vs. Utah State*, Nov. 4, 2023
 3, Jalen Mayden vs. San Jose State*, Nov. 12, 2022
 2, Danny O'Neil vs. Texas A&M-Commerce, Aug. 31, 2024
 2, Jalen Mayden vs. Ohio, Aug. 26, 2023
 2, Jalen Mayden vs. UNLV*, Nov. 5, 2022

Opp: 4, Jayden de Laura, Arizona, Sept. 3, 2022

Bowl: 5, Kyle McCord, Syracuse vs. Washington State, Dec. 27, 2024

Longest Pass

80, Jayden Denegal vs. California, Sept. 20, 2025
 66t, Jalen Mayden vs. San Jose State*, Nov. 12, 2022
 48, Danny O'Neil vs. Hawai'i*, Oct. 5, 2024
 44t, Danny O'Neil vs. Texas A&M-Commerce, Aug. 31, 2024
 44, Jayden Denegal vs. Stony Brook, Aug. 28, 2025
 44, Jayden Denegal vs. Stony Brook, Aug. 28, 2025

Opp: 81t, Dante Moore, UCLA, Sept. 9, 2023

Bowl: 66t, Zevi Eckhaus, Washington State vs. Syracuse, Dec. 27, 2024

Most Receptions

10, Ja'Shaun Poke vs. Washington State, Oct. 26, 2024
 9, Jordan Napier vs. California, Sept. 20, 2025
 9, Jordan Napier vs. New Mexico*, Nov. 8, 2024
 8, Kenan Christon vs. Utah State*, Nov. 4, 2023
 8, Tyrell Shavers vs. Hawai'i*, Oct. 8, 2022

Opp: 10, Sam Wiglus, Ohio, Aug. 26, 2023

Bowl: 10, Kyle Williams, Washington State vs. Syracuse, Dec. 27, 2024

Most Receiving Yards

151, Jordan Napier vs. California, Sept. 20, 2025
 149, Tyrell Shavers vs. Hawai'i*, Oct. 8, 2022
 117, Baylin Brooks vs. Boise State*, Sept. 22, 2023
 111, Tyrell Shavers vs. San Jose State*, Nov. 12, 2022
 97, Brionne Penny vs. Boise State*, Sept. 22, 2023

Opp: 152, Jacob Cowing, Arizona, Sept. 3, 2022

Bowl: 172, Kyle Williams, Washington State vs. Syracuse, Dec. 27, 2024

Most Receiving Touchdowns

2, Mark Redman vs. Ohio, Aug. 26, 2023
 1, 22 times, last Jordan Napier vs. California, Sept. 20, 2025

Opp: 3, Jacob Cowing, Arizona, Sept. 3, 2022

Bowl: 2, Oronde Gadsden II and Trebor Pena, Syracuse vs. Washington State, Dec. 27, 2024

Longest Reception

80, Jordan Napier vs. California, Sept. 20, 2025
 66t, Tyrell Shavers vs. San Jose State*, Nov. 12, 2022
 48, Nate Bennett vs. Hawai'i*, Oct. 5, 2024
 44t, Louis Brown IV vs. Texas A&M-Commerce, Aug. 31, 2024
 44, Donovan Brown vs. Stony Brook, Aug. 28, 2025
 44, Mikey Welsh vs. Stony Brook, Aug. 28, 2025

Opp: 81t, Josiah Norwood, UCLA, Sept. 9, 2023

Bowl: 66, Kyle Williams, Washington State vs. Syracuse, Dec. 27, 2024

Most Total Offense Yards

331, Jalen Mayden vs. Hawai'i*, Oct. 8, 2022
 329, Jalen Mayden vs. San Jose State*, Nov. 12, 2022
 326, Jalen Mayden vs. Boise State*, Sept. 22, 2023
 285, Jalen Mayden vs. Fresno State*, Nov. 25, 2023
 260, Jalen Mayden vs. Utah State*, Nov. 4, 2023

Opp: 302, Devon Dampier, New Mexico*, Nov. 8, 2024

Bowl: 446, Kyle McCord, Syracuse vs. Washington State, Dec. 27, 2024

Most All-Purpose Yards

233, Marquez Cooper vs. Texas A&M-Commerce, Aug. 31, 2024
 173, Jordan Napier vs. California, Sept. 20, 2025
 169, Jordan Byrd vs. Idaho State, Sept. 10, 2022
 163, Jordan Byrd vs. Toledo, Sept. 24, 2022
 152, Kenan Christon vs. Boise State*, Sept. 22, 2023

Opp: 254, Ashton Jeanty, Boise State*, Sept. 22, 2023

Bowl: 172, Kyle Williams, Washington State vs. Syracuse, Dec. 27, 2024

Most Points

18, Marquez Cooper vs. Air Force*, Nov. 30, 2024
 12, Lucky Sutton vs. Stony Brook, Aug. 8, 2025
 12, Marquez Cooper vs. Washington State, Oct. 26, 2024
 12, Marquez Cooper vs. Hawai'i*, Oct. 5, 2024
 12, Marquez Cooper vs. Texas A&M-Commerce, Aug. 31, 2024
 12, Jaylon Armstead vs. Boise State*, Sept. 22, 2023
 12, Jalen Mayden vs. Idaho State, Sept. 2, 2023
 12, Mark Redman vs. Ohio, Aug. 26, 2023
 12, Jordan Byrd vs. Toledo, Sept. 24, 2022
 12, Jordan Byrd vs. Arizona, Sept. 3, 2022

Opp: 18, Jacob Cowing, Arizona, Sept. 3, 2022

Bowl: 12, Oronde Gadsden II and Trebor Pena, Syracuse vs. Washington State, Dec. 27, 2024

Most Touchdowns

3, Marquez Cooper vs. Air Force*, Nov. 30, 2024
 2, Lucky Sutton vs. Stony Brook, Aug. 8, 2025
 2, Marquez Cooper vs. Washington State, Oct. 26, 2024
 2, Marquez Cooper vs. Hawai'i*, Oct. 5, 2024
 2, Marquez Cooper vs. Texas A&M-Commerce, Aug. 31, 2024
 2, Jaylon Armstead vs. Boise State*, Sept. 22, 2023
 2, Jalen Mayden vs. Idaho State, Sept. 2, 2023
 2, Mark Redman vs. Ohio, Aug. 26, 2023
 2, Jordan Byrd vs. Toledo, Sept. 24, 2022
 2, Jordan Byrd vs. Arizona, Sept. 3, 2022

Opp: 3, Jacob Cowing, Arizona, Sept. 3, 2022

Bowl: 2, Oronde Gadsden II and Trebor Pena, Syracuse vs. Washington State, Dec. 27, 2024

Most Tackles

13, Cody Moon vs. Utah State*, Nov. 4, 2023
 12, Zyrus Fiasseu vs. UCLA, Sept. 9, 2023
 12, Cody Moon vs. Ohio, Aug. 26, 2023
 12, Michael Shawcroft vs. Air Force*, Nov. 26, 2022
 12, Jonah Tavai vs. Air Force*, Nov. 26, 2022

Opp: 15, Brandon Tucker Jr., Texas A&M-Commerce, Aug. 31, 2024

Bowl: 8, Tyson Durant, Washington State vs. Syracuse, Dec. 27, 2024

Most Tackles For Loss

4.0, Trey White vs. Hawai'i*, Oct. 5, 2024
 3.0, Zyrus Fiasseu vs. Utah State*, Nov. 4, 2023
 3.0, Jonah Tavai vs. San Jose State*, Nov. 12, 2022
 2.5, Eric Butler vs. Boise State*, Sept. 22, 2023
 2.5, Caden McDonald vs. Idaho State, Sept. 10, 2022

Opp: 4.5, Jalen Dixon, UNLV*, Nov. 5, 2022

Bowl: 1.0, nine tied

Most Sacks

3.0, Trey White vs. Hawai'i*, Oct. 5, 2024
 3.0, Zyrus Fiasseu vs. Utah State*, Nov. 4, 2023
 3.0, Jonah Tavai vs. San Jose State*, Nov. 12, 2022
 2.0, August Salvati vs. California, Sept. 20, 2025
 2.0, Marlem Louis vs. Hawai'i*, Oct. 5, 2024

Opp: 2.0, three times, last Blake Fletcher, Air Force*, Nov. 30, 2024

Bowl: 1.0, three tied

Most Interceptions

1, 18 times, last Dalesean Staley vs. California, Sept. 20, 2025
Opp: 2, Alex Johnson, UCLA, Sept. 9, 2023
Bowl: 1, Alijah Clark and Jalil Martin, Syracuse vs. Washington State, Dec. 27, 2024

Most Field Goals

4, Jack Browning vs. Fresno State*, Nov. 25, 2023
 3, Gabe Plascencia vs. New Mexico*, Nov. 8, 2024
 3, Jack Browning vs. Hawai'i*, Oct. 8, 2022
 2, Gabe Plascencia vs. California, Sept. 20, 2025
 2, Gabe Plascencia vs. Stony Brook, Aug. 28, 2025
 2, Gabe Plascencia vs. Washington State, Oct. 26, 2024
 2, Gabe Plascencia vs. Hawai'i*, Oct. 5, 2024
 2, Jack Browning vs. Ohio, Aug. 26, 2023
 2, Jack Browning vs. Idaho State, Sept. 2, 2023
 2, Jack Browning vs. San Jose State*, Nov. 12, 2022
 2, Jack Browning vs. Arizona, Sept. 3, 2022
Opp: 2, five times, last Brandon Talton, Nevada*, Oct. 21, 2023
Bowl: 1, Jackson Kennedy, Syracuse vs. Washington State, Dec. 27, 2024

Longest Field Goal

50, Gabe Plascencia vs. Texas A&M-Commerce, Aug. 31, 2024
 50, Jack Browning vs. Toledo, Sept. 24, 2022
 49, Jack Browning vs. Ohio, Aug. 26, 2023
 46, Gabe Plascencia vs. Washington State, Oct. 26, 2024
 45, Jack Browning vs. Hawai'i*, Oct. 8, 2022
Opp: 45, Matthew Dapone, Air Force, Nov. 30, 2024
Bowl: 30, Jackson Kennedy, Syracuse vs. Washington State, Dec. 27, 2024

Most Punts

9, Jack Browning vs. Toledo, Sept. 24, 2022
 7, Tyler Pastula vs. Oregon State, Sept. 7, 2024
 7, Jack Browning vs. UCLA, Sept. 9, 2023
 6, Hunter Green vs. California, Sept. 20, 2025
 6, Jack Browning vs. Utah State*, Nov. 4, 2023
 6, Jack Browning vs. Nevada*, Oct. 21, 2023
 6, Jack Browning vs. Air Force*, Nov. 26, 2022
 6, Jack Browning vs. UNLV*, Nov. 5, 2022
 6, Jack Browning vs. Idaho State, Sept. 10, 2022
Opp: 11, Ian Hershey, Idaho State, Sept. 10, 2022
Bowl: 1, three tied

Highest Punt Average (min. 3 punts)

56.3, Jack Browning vs. Ohio, Aug. 26, 2023
 52.2, Hunter Green vs. Stony Brook, Aug. 8, 2025
 50.2, Jack Browning vs. UNLV*, Nov. 5, 2022
 48.8, Tyler Pastula vs. Oregon State, Sept. 7, 2024
 47.6, Tyler Pastula vs. Hawai'i*, Oct. 5, 2024
Opp: 50.8, James Ferguson-Reynolds, Boise State*, Sept. 22, 2023

Longest Punt

67, Hunter Green vs. Stony Brook, Aug. 8, 2025
 65, Tyler Pastula vs. Hawai'i*, Oct. 5, 2024
 65, Jack Browning vs. Utah State*, Nov. 4, 2023
 64, Tyler Pastula vs. New Mexico*, Nov. 8, 2024
 63, Tyler Pastula vs. Oregon State, Sept. 7, 2024
Opp: 67, James Ferguson-Reynolds, Boise State*, Sept. 22, 2023
Bowl: 42, Dean Janikowski, Washington State vs. Syracuse, Dec. 27, 2024

Most Kick Returns

3, Ja'Shaun Poke vs. Air Force*, Nov. 30, 2024
 3, Ja'Shaun Poke vs. Washington State, Oct. 26, 2024
 3, Ja'Shaun Poke vs. Texas A&M-Commerce, Aug. 31, 2024
 3, Kenan Christon vs. Boise State*, Sept. 22, 2023
 3, Jordan Byrd vs. Air Force*, Nov. 26, 2022
 3, Jordan Byrd vs. Arizona, Sept. 3, 2022
Opp: 6, Malik Sherrod, Fresno State*, Nov. 25, 2023
Bowl: 4, Leyton Smithson, Washington State vs. Syracuse, Dec. 27, 2024

Most Kick Return Yards

112, Jordan Byrd vs. San Jose State*, Nov. 12, 2022
 104, Kenan Christon vs. Boise State*, Sept. 22, 2023
 79, Jordan Napier vs. New Mexico*, Nov. 8, 2024
 64, Jordan Byrd vs. Arizona, Sept. 3, 2022
 61, Ja'Shaun Poke vs. Washington State, Oct. 26, 2024
 61, Jordan Byrd vs. Air Force*, Nov. 26, 2022
Opp: 130, Malik Sherrod, Fresno State*, Nov. 25, 2023
Bowl: 120, Leyton Smithson, Washington State vs. Syracuse, Dec. 27, 2024

Highest Kick Return Average (min. 2 KR)

56.0, Jordan Byrd vs. San Jose State*, Nov. 12, 2022
 39.5, Jordan Napier vs. New Mexico*, Nov. 8, 2024
 34.7, Kenan Christon vs. Boise State*, Sept. 22, 2023
 22.5, Jordan Byrd vs. Toledo, Sept. 24, 2022
 22.0, Martin Blake vs. Ohio, Aug. 26, 2023
Opp: 30.3, Chedon James, Idaho State, Sept. 2, 2023
Bowl: 30.0, Leyton Smithson, Washington State vs. Syracuse, Dec. 27, 2024

Longest Kick Return

95, Jordan Byrd vs. San Jose State*, Nov. 12, 2022
 71, Kenan Christon vs. Boise State*, Sept. 22, 2023
 61, Jordan Napier vs. New Mexico*, Nov. 8, 2024
 44, Ja'Shaun Poke vs. Texas A&M-Commerce, Aug. 31, 2024
 37, Jack Browning vs. Air Force*, Nov. 26, 2022
Opp: 49, Kaden Dudley, Boise State*, Sept. 22, 2023
Bowl: 46, Leyton Smithson, Washington State vs. Syracuse, Dec. 27, 2024

Most Punt Returns

7, Jordan Napier vs. Stony Brook, Aug. 8, 2025
 4, Mekhi Shaw vs. Utah State*, Nov. 4, 2023
 3, Jordan Byrd vs. UNLV*, Nov. 5, 2022
 3, Jordan Byrd vs. Idaho State, Sept. 10, 2022
 2, nine times, last Mikey Welsh vs. Stony Brook, Aug. 8, 2025
Opp: 3, four times, last Trent Walker, Oregon State, Sept. 7, 2024
Bowl: 1, three tied

Most Punt Return Yards

75, Jordan Byrd vs. Idaho State, Sept. 10, 2022
 73, Jordan Napier vs. Stony Brook, Aug. 8, 2025
 36, Dez Malone vs. Boise State*, Sept. 22, 2023
 30, Mekhi Shaw vs. Utah State*, Nov. 4, 2023
 25, Cam Davis vs. Boise State*, Sept. 22, 2023
Opp: 23, Dorian Singer, Arizona, Sept. 3, 2022
Bowl: 34, Trebor Pena, Syracuse vs. Washington State, Dec. 27, 2024

Highest Punt Return Average (min. 2 PR)

25.0, Jordan Byrd vs. Idaho State, Sept. 10, 2022
 12.5, Cam Davis vs. Boise State*, Sept. 22, 2023
 11.0, Mekhi Shaw vs. Hawai'i*, Oct. 5, 2024
 10.4, Jordan Napier vs. Stony Brook, Aug. 8, 2025
 8.5, Mekhi Shaw vs. Idaho State, Sept. 2, 2023
Opp: 12.0, Adam Beale, Toledo, Sept. 24, 2022

Longest Punt Return

66, Jordan Byrd vs. Idaho State, Sept. 10, 2022
 36, Dez Malone vs. Boise State*, Sept. 22, 2023
 34, Jordan Napier vs. Stony Brook, Aug. 8, 2025
 22, Jordan Byrd vs. Arizona, Sept. 3, 2022
 21, Cam Davis vs. Boise State*, Sept. 22, 2023
Opp: 16, Dorian Singer, Arizona, Sept. 3, 2022
Bowl: 34, Trebor Pena, Syracuse vs. Washington State, Dec. 27, 2024