

SAN DIEGO STATE FOOTBALL

Contacts: Jamie McConeghy, Senior Assoc. AD of Communications & Media Relations (jmcconeg@sdsu.edu); Drew Barton, Asst. Communications Director (dbarton@sdsu.edu)

LIVE COVERAGE

TV: FS1 | Stream: FoxSportsGo

Dan Hellie (play-by-play)
Petros Papadakis (analyst)
Max Leinwand (producer)



Aztecs Radio Network: San Diego Sports 760

pregame starts two hours before kickoff; postgame show is one hour

Jon Schaeffer (play-by-play)
Rich Ohrnberger (analyst)
Ben Fletcher (pre, half, post)
J.R. Tolver (pre)



Live Stats: GoAztecs.com

THE SERIES (complete series info on pg. 8)

Series: San Diego State leads, 24-21-2

Home: 13-7-1, Away: 11-14-1

Snapdragon Stadium: 1-0

CEFCU/Spartan Stadium: 11-14-1













SCIA Games: 0-1, CCAA Games: 0-8;

PCAA Games: 4-1; WAC Games: 3-0; MW Games: 9-2

Longest SDSU Win Streak: 7 (2013-2019)

Longest SJSU Win Streak: 11 (1938-52)

2025 SCHEDULE / RESULTS (8-2, 5-1 MW)

	Stony Brook Thu., Aug. 28 7 p.m. Snapdragon Stadium KUSI/MWN	W, 42-0
	at Washington State Sat., Sept. 6 7:15 p.m. PT Pullman, Wash. The CW	L, 13-36
	California Sat., Sept. 20 7:30 p.m. PT Snapdragon Stadium CBSSN	W, 34-0
	at Northern Illinois Sat., Sept. 27 2:30 p.m. CT DeKalb, Ill. ESPN+	W, 6-3
	Colorado State* Fri., Oct. 3 7:30 p.m. PT Snapdragon Stadium CBSSN	W, 45-24
	at Nevada* Sat., Oct. 11 7:30 p.m. PT Reno, Nev. CBSSN	W, 44-10
	at Fresno State* Sat., Oct. 25 12:30 p.m. PT Fresno, Calif. FS1	W, 23-0
	Wyoming* Sat., Nov. 1 4 p.m. PT Snapdragon Stadium CBSSN	W, 24-7
	at Hawai'i* Sat., Nov. 8 6 p.m. HT Honolulu, Hawaii Spectrum/MWN	L, 6-38
	Boise State* Sat., Nov. 15 7:30 p.m. PT Snapdragon Stadium CBSSN	W, 17-7
	San Jose State* Sat., Nov. 22 7:30 p.m. PT Snapdragon Stadium FS1	
	at New Mexico* Fri., Nov. 28 1:30 p.m. MT Albuquerque, N.M. CBSSN	

TOC	Page No.	Roster	26-27
Media Availability	2	2-Deep	28
General Notes	3-22	Recaps	29-38
Series History	8-10	Statistics	39-65
MW / Opponent Info	23	Last Time it Happened	66-68
Coaching Staff	24-25	Stadium Records	69-74

GAME 11

(rv/rv) **SAN DIEGO STATE** (8-2, 5-1 MW) vs. **SAN JOSE STATE** (3-7, 2-4 MW)

Saturday, Nov. 22 ■ 7:30 p.m. PT ■ San Diego, Calif. ■ Snapdragon Stadium (35,000)



AZTECS
Head Coach: Sean Lewis
Record at SDSU: 11-11 (second season)
Career Record: 35-42 (seventh season)
Lewis Record vs. San Jose State: 0-0

SPARTANS
Head Coach: Ken Niumatalolo
Record at SJSU: 10-13 (second season)
Career Record: 119-96 (18th season)
Niumatalolo Record vs. SDSU: 2-1



FIRST-PLACE SAN DIEGO STATE PLAYS HOST TO SAN JOSE STATE SATURDAY FOR SENIOR NIGHT

- Sitting atop the Mountain West standings with two regular-season games to play, San Diego State plays host to San Jose State on Saturday night. The game is set for a 7:30 p.m. PT kick, airing on FS1 and San Diego Sports 760, the flagship radio station of San Diego State athletics. Prior to the game, there will be a ceremony to honor SDSU's departing seniors.

- The Aztecs (8-2 overall), who were picked to finish eighth in the media preseason poll in the 12-team Mountain West, enter Saturday's contest with a 5-1 mark in MW play, one game ahead of five teams, including Boise State, Fresno State, New Mexico, UNLV and Utah State. The top two teams meet one another in the MW Championship game on Friday, Dec. 5.
- SDSU, which has won the MW Championship three times before - 2012, 2015 and 2016 - meets the Spartans (3-7, 2-4 MW) this Saturday night before traveling to New Mexico (7-3, 4-2 MW) on Friday, Nov. 28.
- SJSU is the first team San Diego State will play without a .500 record at game time since Oct. 11 at Nevada (the Aztecs went 3-1 over the four-game stretch against teams with at least a .500 mark).

- At 5-1, this matches SDSU's third-best start in MW history. The only two times San Diego State started with a 6-0 mark in MW play - 2015 and 2016 - it went onto win the league title.

- This is the sixth time the Aztecs have started with at least a 5-1 league record in its 27 seasons of MW play (6-0 in 2015 and 2016, 5-1 in 2012, 2013, 2021 and 2025).
- SDSU is a perfect 5-0 at home this season, outscoring the opposition, 162-38, with two shutouts.
- San Diego State is one of 26 teams with a perfect record at home this year.
- The Aztecs are looking to finish with their first undefeated home regular season since the 1996 team went 6-0 at home. SDSU also has undefeated home campaigns in 1969 (6-0), 1972 (7-0), 1974 (7-0-1) and 1977 (7-0).
- San Diego State is one of 26 schools with two or fewer losses this season (3 undefeated teams, 8 one-loss teams, and 15 two-loss teams).
- The Aztecs are receiving votes in both the AP Top 25 poll and the Coaches poll for the sixth straight week. SDSU has 12 votes in the AP poll (up from five last week), tied for the 32nd most in the poll, and 19 in the Coaches poll (up from one last week), the 33rd most.
- Through 10 games, the San Diego State defense leads the Mountain West in rushing touchdowns allowed (3, T-1st in FBS), defensive touchdowns (4, T-3rd in FBS) and touchdowns allowed (15, T-3rd in FBS), points allowed per game (12.50, 4th in FBS), pass efficiency rating (101.39, 4th in FBS), passing yards per attempt (5.32, 4th in FBS), yards allowed per play (4.08, 5th in FBS),

LOOKING TO GO OUT WITH A BANG

With two games left in regular-season play, San Diego State controls its own destiny to host the Mountain West Championship game on Dec. 5. The Aztecs are looking for their fourth MW title before leaving for the new Pac-12 in 2026. Below is a look at the updated standings headed into this weekend.

Mountain West Standings

Team	MW [^]	GB	Nov. 21/22	Nov. 28/29
San Diego State	5-1	--	vs. SJSU	at UNM
UNLV	4-2	1.0	vs. UH	at NEV
Fresno State	4-2	1.0	vs. USU	at SJSU
Hawai'i	4-2	1.0	at UNLV	vs. WYO
New Mexico	4-2	1.0	at AFA	vs. SDSU
Boise State	4-2	1.0	vs. CSU	at USU
Utah State	3-3	2.0	at FS	vs. BS

[^] only includes teams who could make MW Championship game. SDSU has wins against Fresno State and Boise State; SDSU has a loss to Hawai'i; SDSU does not play UNLV or Utah State.

COMBINED FB & MBB WINNING PCT. / SINCE 2010

Below is a list of the highest combined football and men's basketball winning pct. (through Nov. 16).

Rk.	School	Pct.
1.	Ohio State	.726
2.	Oregon	.7199
3.	San Diego State	.7197
4.	Duke	.714
5.	Alabama	.697
6.	Arizona	.6833
7.	Wisconsin	.6831
8.	Michigan State	.682
9.	Kentucky	.6790
10.	Houston	.6787

SDSU'S BEST CONFERENCE STARTS IN MOUNTAIN WEST HISTORY (SINCE 1999)

Below is a look at San Diego State's best six-game starts in Mountain West history.

Year	5-Gm. Rec.	+/-	Final	CH	BG
2016	6-0	+184	6-2	Y	W
2015	6-0	+144	8-0	Y	W
2025	5-1	+73	??	??	??
2021	5-1	+39	7-1	--	W
2013	5-1	+23	6-2	--	W
2012	5-1	+64	7-1	Y	L

+/- - Scoring differential; Final - Final conference record; CH - SDSU won championship; BG - Bowl game result.

HIGHEST FIELD GOAL PCT. / NCAA FBS CAREER

Rk.	Name, School [^]	(years)	FG%
1.	Laith Marjan, Kan. (2024-)		.938
2.	Gabe Plascencia, SDSU (2023-)		.919
3.	Alex Henery, Neb. (2007-10)		.895
	Kensei Matsuzawa, UH (2024-)		.895
5.	Tanner Brown, OKST (2020-22)		.886

[^] indicates current school. Plascencia is 34-for-37 (.919 for his career, which is currently second in NCAA FBS history (min. 1.2 FGM per game and 30 made). Plascencia missed a 23-yard field goal vs. Wyoming on Nov. 1, snapping a streak of 26 consecutive made field goals.



SAN DIEGO STATE MEDIA AVAILABILITY: SAN JOSE STATE

16 SUN	17 MON	18 TUE	19 WED	20 THU	21 FRI	22 SAT
No practice No media availability.	SDSU Media Luncheon 11:45 a.m. - Food arrives Noon - Coach Lewis 12:20 p.m. - Selected players Closed practice <i>Game Notes</i> <i>News Conference Video</i> <i>News Conference Quotes</i>	FINAL MEDIA DAY FOR STUDENT-ATHLETES 8:40-9:10 a.m. - Open Practice Open to media who cover SDSU on a regular basis (must contact athletic communications office). 11 a.m. - Post-practice availability - requests only (up to a max of two) due by 9 a.m.: - Selected players not at Monday's press conference - Assistant coaches	FINAL MEDIA DAY FOR COACHES 8:40-9:10 a.m. - Open Practice Open to media who cover SDSU on a regular basis (must contact athletic communications office). 11 a.m. - Post-practice availability - requests only (up to a max of two) due by 9 a.m.: - Head Coach Sean Lewis (briefly) - Assistant coaches <i>Broadcast Flip Card</i>	Closed Practice No media availability. 6 p.m. - The Sean Lewis Show live on San Diego Sports 760.	Closed Practice No media availability.	San Diego State vs. San José State, 7:30 p.m. PT on FS1 and San Diego Sports 760. Postgame News Conference - San Diego State's locker room is closed. Coach Lewis and selected players will be available after a cooling off period. Contact the athletic communications office for details. <i>Live: Game</i> <i>Live: Stats</i> <i>Game Stats</i> <i>Postgame Notes</i> <i>Postgame Quotes</i> <i>News Conference Archive</i> <i>Highlights</i>

Items in red are sent out to the media distribution list and/or are available on that day at GoAztecs.com.

SDSU COMMUNICATIONS

Phone: (619) 594-5547

Fax: (619) 582-6541

Overnight Address:

Aztec Athletics Center, Suite 3014
 5302 55th Street
 San Diego, CA 92182-4309

Website: GoAztecs.com

Public Twitter: GoAztecs

Game Notes Twitter: GoAztecsStats

Jamie McConeghy* | Senior Assoc. AD/Comm. & Media Relations

Office: (619) 594-3023 **Cell:** (607) 435-5577

E-Mail: jmcconeg@sdsu.edu

Drew Barton* | Assistant Communication Director

Office: (619) 594-5548

E-Mail: dbarton@sdsu.edu

Richard Stern | Assistant AD - Communications

Office: (619) 594-5548

E-Mail: rstern@sdsu.edu

Ben Pearson | Assistant Communications Director

Office: (619) 594-2576

E-Mail: bpearson@sdsu.edu

Jim Solien | Assistant Media Relations Director

Office: (619) 594-2576

E-Mail: jsolien@sdsu.edu

Sam Meyers | Assistant Communications Director

Office: (619) 594-5242

E-Mail: scmeyers@sdsu.edu

Rachel Gonzales% | Media Relations Coordinator

Office: (619) 594-5547

E-Mail: regonzales@sdsu.edu

Andrew Burton | Coordinator of Multimedia Productions

Office: (619) 594-2428

E-Mail: aburton2@sdsu.edu

* primary football contacts; % credential requests

PRACTICE

All practices are closed to both the public and the media with the exception being the first 20 minutes of Tuesday and Wednesday's workouts (media only). Members of the media planning to attend Tuesday or Wednesday's practice will need to email the athletic communications office to be placed on a list to gain access to the practice fields.

Post-practice interview requests should be submitted to the San Diego State athletic communications office no later than 9 a.m. PT on the day of the potential interview. Other interview requests must be made at least 24 hours in advance.

MONDAY NEWS CONFERENCE

SDSU will hold its news conference on Monday's at noon PT.

Contact the SDSU athletic communications office for more details.

A brief transcript of the weekly media luncheon will be posted on GoAztecs.com. Contact the athletic communications office for additional details.

THE SEAN LEWIS RADIO SHOW

This season, the Sean Lewis Show will air live weekly on 6-7 p.m. PT on San Diego Sports 760. The show will air on Tuesday, Aug. 26 for the opener, Friday, Sept. 5 for the Washington State game (Sept. 6), and each Thursday during game weeks for the rest of the season. The lone exception is the Nov. 8 game at Hawai'i, where the show will air on Friday, Nov. 7.

VIDEO FOOTAGE OF GAMES

Video highlights and interview footage will once again be available to the media for San Diego State road games (time permitting). For more information contact Jamie McConeghy at (619) 594-3023.

COLLEGEPRESSBOX.COM

CollegePressBox.com is the official media website for Mountain West football. Access and download weekly game notes, quotes, statistics, media guide headshots, logos and more for the conference and each of its 12 member schools throughout the season. Login information will be distributed by the conference office to accredited media or you can apply for a password by sending an email to password@collegepressbox.com.

first downs allowed (146, 6th in FBS), total yards allowed per game (262.40, 7th in FBS), rushing yards allowed per attempt (2.96, 11th in FBS), rushing yards allowed per game (100.20, 14th in FBS) and passing touchdowns allowed (10, T-20th in FBS), and ranks second in red zone defense (70.00, 4th in FBS), passing yards allowed per game (162.20, 9th in FBS), passing yards per completion (10.01, 12th in FBS) and third down percentage (31.41, 15th in FBS).

- LB Owen Chambliss leads the Aztecs in tackles (93, No. 2 is 54), solo tackles (53, No. 2 is 32), assisted tackles (40, No. 2 is 25) and tackles for loss (9.5 for 62 yards). He's also added four sacks for 44 yards, four pass breakups, an interception and two quarterback hurries.
- S Dalesean Staley (54 tackles, 9 PBU), CB Chris Johnson (46 tackles, 3 INT (2 for TD), 8 PBU) and EDGE Trey White (41 tackles, 8.5 TFL, 6 sacks) have been the other top defensive performers.
- RB Lucky Sutton leads the Mountain West with 1,048 yards and 104.8 rushing yards per game, to go along with eight touchdowns on 197 carries (5.3 avg.). Sutton is the 20th different Aztec with a 1,000-yard rushing season (28th time overall). He has five 100-yard games, including two 150-yard games, in the 10 starts this year.
- QB Jayden Denegal has thrown for 1,564 yards and eight touchdowns, completing 121 of 203 passes with seven interceptions for a 130.4 pass efficiency rating. He's added three rushing touchdowns.
- WR Jordan Napier has been electric as an all-purpose player, reeling in 48 catches for 629 yards and two touchdowns. He also has rushed for 40 yards and a touchdown on 11 carries, and has returned 21 punts for 193 yards (9.2 avg.) with a 75-yard punt return touchdown and 11 kickoffs for 247 yards (22.5 avg.).
- San Diego State is coming off a 17-7 win over Boise State on Saturday night. Playing in rainy conditions for a second straight game, the Aztecs dominated the line of scrimmage and played old-school football in the win.
- Consider some notes on the win:
 - The Aztecs handed Boise State its second straight loss. It's just the third time since the Broncos joined the Mountain West in 2011 that they have had two consecutive conference losses (also 2015 and 2021).
 - SDSU handed BS just its second loss when coming off an idle week (bye week) in its Mountain West history. Boise State is now 17-2 (.895) when coming off a bye week since joining the MW in 2011.
 - The Broncos are now 29-2 (.935) since 2001 when coming off an idle week (bye week).
 - BSU also slipped to 17-2 (.895) over its last 19 MW games.
 - The Aztecs snapped Boise State's eight-game road conference winning streak.
 - SDSU snapped a three-game losing streak against the Broncos and are now 5-6 all-time in the series.
 - A year after losing, 56-24 (-32), to Boise State on Nov. 1, 2024, San Diego State won, 17-7 (+10), tonight. That's a point differential of 42 points.

REBOUNDED FROM 2024

San Diego State has already bettered its win total from the 2024 season. The Aztecs and Southern Miss are the only schools out of 20 who are bowl eligible after winning three or fewer wins a year ago.

Team	2024	2025	+/-
Southern Miss	1-11	7-3	+6
San Diego State	3-9	8-2	+5
BOWL ELIGIBLE 6 WINS			
Kent State	0-12	4-6	+4
Florida State	2-10	5-5	+3
Mississippi State	2-10	5-6	+3
Temple	3-9	5-5	+2
Ball State	3-9	4-6	+1
Florida Atlantic	3-9	4-6	+1
Wyoming	3-9	4-6	+1
Purdue	1-11	2-9	+1
New Mexico State	3-9	3-7	E
UAB	3-9	3-7	E
Stanford	3-9	3-7	E
Tulsa	3-9	3-7	E
Nevada	3-9	2-8	-1
UTEP	3-9	2-8	-1
Middle Tennessee	3-9	1-9	-2
Georgia State	3-9	1-9	-2
Oklahoma State	3-9	1-9	-2
UMass	2-10	0-10	-2

BEST FBS RECORD SINCE 2015

Below is a list of the highest winning percentages in the nation for FBS schools since the beginning of the 2015 season. (note: minimum 100 games played as an FBS school; through Nov. 15).













Rk.	Team	W	L	Pct.
1.	Ohio State	125	16	.887
2.	Alabama	132	18	.880
3.	Georgia	124	23	.844
4.	Clemson	124	26	.827
5.	Notre Dame	109	32	.773
6.	Michigan	105	32	.766
	Oklahoma	108	33	.766
8.	Boise State	100	38	.725
9.	Oregon	99	38	.723
10.	LSU	97	41	.703
11.	Penn State	98	42	.700
12.	Appalachian State	97	42	.698
13.	Memphis	97	43	.693
14.	Iowa	95	43	.688
15.	Washington	92	42	.687
16.	Utah	90	45	.667
17.	Toledo	88	46	.657
18.	Brigham Young	90	48	.652
19.	Texas A&M	87	48	.644
20.	San Diego State	87	49	.640
	Wisconsin	87	49	.640
22.	USC	85	49	.634
23.	Ohio	83	49	.629
24.	Ole Miss	84	50	.627
25.	Texas	87	52	.627

CALIFORNIA FBS RECORDS SINCE 2015

Below is a look at the best records in the state of California since the beginning of the 2015 campaign (through Nov. 15). BG - indicates number of bowl games the team has participated in since 2015. AP Rk. - indicates current team ranking in the Associated Press poll.

Rk.	Team	W	L	Pct.	BG	AP Rk.
1.	San Diego State	87	49	.640	7	rv
2.	USC	85	49	.634	7	16
3.	Fresno State	75	58	.564	6	-
4.	Stanford	63	67	.485	4	-
5.	California	61	66	.480	4	-
6.	UCLA	61	68	.473	5	-
7.	San José State	54	76	.415	5	-

2025 SCHEDULE / RESULTS (8-2, 5-1 MW)

Date	Opponent	Site	TV/Stream	Time/Result	Series	Notes
Aug. 28	 Stony Brook Seawolves	San Diego, Calif. Snapdragon Stadium	KUSI/MWN	W, 42-0	SDSU, 1-0	First SDSU shutout since Aug. 31, 2019; Aztecs outgain Stony Brook, 464-95
Sept. 6	 Washington State Cougars	Pullman, Wash. Martin Stadium	The CW	L, 13-36	WSU, 3-1	WSU scores 29 straight after 7-0 deficit, inc. 16 in a 5:11 span late in 2nd Q & early in 3rd
Sept. 20	 California Bears	San Diego, Calif. Snapdragon Stadium	CBS Sports Network	W, 34-0	Tied, 5-5	Largest SDSU win vs. a P5 team in its DI history; First Aztec shutout vs. a P5 team since 9/13/75
Sept. 27	 at Northern Illinois Huskies	DeKalb, Ill. Huskie Stadium	ESPN+	W, 6-3	SDSU, 7-0	Plascencia GW FG - 1st walkoff win since 1994; SDSU 17-2-1 all-time vs. current MAC teams
Oct. 3	 Colorado State Rams	San Diego, Calif. Snapdragon Stadium	CBS Sports Network	W, 45-24	SDSU, 23-15	Denegal: 13-for-16, 256 yds, 2 TD, 0 INT; RBs Cardwell Jr. (129) & Sutton (113) +100 yds.
Oct. 11	 at Nevada Wolf Pack	Reno, Nev. Mackay Stadium	CBS Sports Network	W, 44-10	SDSU, 10-7	Aztecs led, 44-0, after three quarters; SDSU w/ a PR & INT TD for 1st time since '13
Oct. 25	 at Fresno State Bulldogs	Fresno, Calif. Valley Children's Stadium	FS1	W, 23-0	SDSU, 32-27-4	SDSU hands FS 1st shutout at home since 1980; Aztecs retain the Old Oil Can trophy
Nov. 1	 Wyoming Cowboys	San Diego, Calif. Snapdragon Stadium	CBS Sports Network	W, 24-7	SDSU, 21-19	Sutton runs for a career-high 158 yds & a TD; SDSU forces 4 turnovers and 9 three-and-outs
Nov. 8	 at Hawai'i Rainbow Warriors	Honolulu, Hawaii Clarence T.C. Ching Athletics Complex	Spectrum Sports	L, 6-38	SDSU, 26-12-2	SDSU has 4 TDs; Combined 2-16 on 3rd/4thD; Aztecs finish 11-3 vs. UH in Mountain West era
Nov. 15	 Boise State Broncos	San Diego, Calif. Snapdragon Stadium	CBS Sports Network	W, 17-7	BS, 6-5	San Diego State outrushes Boise State, 277-164; Sutton (150) & Washington (98) comb. for 248
Nov. 22	 San José State Spartans	San Diego, Calif. Snapdragon Stadium	FS1	7:30 p.m. PT	SDSU, 24-21-2	SDSU has won 9 of last 11 games in the series; SDSU's last loss to SJSU in San Diego is 2012
Nov. 28	 at New Mexico Lobos	Albuquerque, N.M. University Stadium	CBS Sports Network	1:30 p.m. MT	SDSU, 29-16	SDSU fell to UNM last yr. for 1st time since '09; SDSU's last regular-season game in MW history

SAN JOSE STATE (3-7, 2-4 MW)

Aug. 29	Central Michigan	L, 14-16
Sept. 6	at Texas	L, 7-38
Sept. 20	Idaho	W, 31-28
Sept. 27	at Stanford	L, 29-30
Oct. 3	New Mexico*	W, 35-28
Oct. 11	at Wyoming*	L, 28-35
Oct. 17	at Utah State*	L, 25-30
Nov. 1	Hawai'i*	W, 45-38
Nov. 8	Air Force*	L, 16-26
Nov. 15	at Nevada*	L, 10-55
Nov. 22	San Diego State*	7:30 p.m. PT
Nov. 29	Fresno State*	TBA

TEAM COMPARISON (2025)

(National rankings (out of 134 in parentheses; through Nov. 15)

Category	San Diego State	San José State
Record	8-2	3-7
Conference	5-1	2-4

Scoring Offense	25.40 (80)
Scoring Defense	12.50 (4)

Scoring Differential [^]	+9.67 (29)	-9.67 (110)
-----------------------------------	------------	-------------

[^] ranking and numbers include only vs. FBS schools

Rushing Offense	189.70 (31)
Passing Offense	160.10 (119)
Total Offense	349.80 (93)
Passing Efficiency	128.11 (85)

Rushing Defense	100.20 (14)
Passing Defense	162.20 (9)
Total Defense	262.40 (7)
Passing Eff. Defense	101.39 (4)

Net Punting	42.40 (15)
Punt Returns	9.24 (60)
Kickoff Returns	23.00 (33)
Punt Return Def.	8.93 (84)
Kick Return Def.	27.80 (128)

Interceptions Thrown	7 (50)
Fumbles Lost	3 (15)
Passes Intercepted	11 (23)
Fumbles Recovered	2 (117)
Turnovers Lost	10 (24)
Turnovers Gained	13 (53)
Turnover Margin	+0.30 (38)

Sacks	2.10 (59)
Tackles for Loss	4.80 (101)
Sacks Allowed	1.20 (21)
TFL Allowed	4.50 (31)

First Downs Off.	173 (118)	
First Downs Def.	146 (6)	
3rd Down Conv. %	31.25 (127)	44.78 (xx)
4th Down Conv. %	52.94 (80)	29.41 (xx)
3D Conv. % Def.	31.41 (15)	38.52 (xx)
4D Conv. % Def.	47.83 (44)	76.00 (xx)

Fewest Penalties	6.00 (59)
Fewest Penalty Yds.	54.70 (67)

Red Zone Offense	89.66 (31)	80.56 (xx)
Red Zone Defense	70.00 (4)	84.44 (xx)

Time of Possession	30:45 (42)
--------------------	------------

- San Diego State's 277 rushing yards were the most allowed by Boise State since a 280-yard effort by UCLA in the 2023 Los Angeles Bowl and the most in a conference game since Wyoming had 278 on Nov. 19, 2022.
- SDSU averaged 6.02 yards per rush attempt, its highest mark against a FBS school since averaging 6.58 yards vs. Toledo on Sept. 24, 2022 and highest in a Mountain West game since averaging 6.39 yards per carry vs. Hawai'i on Nov. 14, 2020.
- The game combined for just 121 passing yards, the third-fewest in a SDSU game in its Division I history (since 1969), only trailing 31 vs. Army West Point in the 2017 Armed Forces Bowl and 104 at UTEP in Nov. 15, 1980.
- Sutton ran for 150 yards on 25 attempts (6.0 avg.), the first player to run for at least 150 yards against Boise State since Wyoming's Titus Swen had 212 on Nov. 19, 2022. He's just the fifth player to run for at least 150 vs. Boise State in the last 10 years and the most ever by an Aztec vs. the Broncos.
- This is the first time SDSU has wins against Boise State and Fresno State in the same season (note that San Diego State didn't start playing BS until it joined the Mountain West in 2011).
- The only other teams to beat both Boise State and Fresno State in the same season in their MW era are Air Force (2015 and 2016) and Utah State (2015).
- On July 1, 2026, the Aztecs officially become a member of the new Pac-12 along with league stalwarts Oregon State and Washington State, as well as Boise State, Colorado State, Gonzaga (for men's basketball only), Fresno State, Texas State and Utah State.
- SDSU is 67-35 (.657) in league play since the current 12-team Mountain West conference began play in 2013 (includes championship and bowl games), which ranks as the second-best mark in the league behind Boise State (86-20, .811). Fresno State (third, .587), Utah State (fourth, .584), and Colorado State (sixth, .480) each will join San Diego State in the new Pac-12 next season.
- Saturday marks the 48th meeting between San Diego State and San José State with SDSU leading, 24-21-2.
- The Aztecs are 9-2 in the last 11 games played between the teams and 16-5 in the last 21 games.
- SDSU has won four straight games in the series when playing in San Diego and is 12-2 against the Spartans in the last 14 meetings in San Diego.
- The Spartans are coming off a 55-10 loss at Nevada on Saturday night.

2025 SEASON SET-UP

- San Diego State head coach Lewis began his head coaching career at Kent State in 2018, as the Golden Flashes went 2-10 in his first season at the helm. The following year, Lewis led Kent State to a 7-6 record, including a 6-2 mark in Mid-American Conference play and a berth in the MAC Championship game. The Golden Flashes then went on to win the Frisco Bowl over Utah State, 51-41, the program's first bowl win in program history.
- In the COVID-shortened 2020 season, Kent State led the country in scoring (49.8) and total offense (606.5), ranked second in in pass efficiency rating (191.2) and third down conversion percentage (56.1), third in rushing (283.0) and fourth down conversion percentage (87.5), and 10th in passing (323.5).
- In 2021, Kent State set program records in plays (1,052), yards (6,907), first downs (364), rushing yards (3,482) and passing yards (3,425). Additionally, the Golden Flashes ranked third in the country that year in rushing (248.6) and first downs (364), fourth in total offense (495.2) and 30th in scoring (33.0).
- Lewis departed Kent State to be the offensive coordinator at Colorado in 2023. Over the last two-plus seasons without Lewis at the helm, the Golden Flashes are 5-29 with a 3-28 mark against FBS teams and a 3-19 record in MAC play. KSU snapped a 21-game losing streak on Aug. 30 with a 21-17 win over Merrimack out of the FCS.
- SDSU returns seven of its nine all-Mountain West players from a year ago, including first-team EDGE performer Trey White. White had a breakout season in 2024, totaling 60 tackles (40 solo), 18.5 tackles for loss (No. 1 in MW, No. 7 (tied) in FBS), 12.5 sacks (No. 1 in MW, No. 5 (tied) in FBS), two pass breakups and a forced fumble. White was named the MW preseason defensive player of the year in July at the media days in Las Vegas. He is the first San Diego State defensive lineman to be named the MW preseason defensive player of the year and the fourth defensive player overall, joining cornerback Leon McFadden in 2012, cornerback D-montae Kazee in 2016 and safety Patrick McMorris in 2022.
- Plascencia was named the MW Preseason Special Teams Player of the Year after making 13 of 14 field goals a year ago for a SDSU single-season record 92.9 field goal percentage. He became SDSU's third MW preseason special teams player of the year over the last four seasons (also KR/PR Jordan Byrd in 2022 and P/K Jack Browning in 2023).
- The Aztecs also return honorable-mention performers safety Eric Butler, cornerback Chris Johnson, linebacker Tano Letuli, who joined White and Plascencia on the preseason all-MW team, wide receiver Jordan Napier and offensive lineman Ross Ulugalu-Maseuli.
- SDSU brings back all 11 starters on defense (note that returning Teivis Tuioti and departing Tupu Alualu each had six starts at defensive tackle and are counted as co-starters).
- The Aztecs have 26 players in their final season of eligibility, which is tied for the 11th most in the country.
- Additionally, SDSU returns 13 starters from a year ago, which is tied for the ninth most in the country. The only teams with more starters returning are Arizona State (16), Clemson (16), Illinois (16), Penn State (16), Alabama (14), Boise State (14), Duke (14) and Texas A&M (14).
- On offense, the Aztecs will have many new faces with just two starters returning in offensive linemen Ross Ulugalu-Maseuli and Christian Jones.
- SDSU returns only 34 rushing yards from a year ago (second fewest in the country according to a recent FBS athletic communications survey), 48 passing yards (none by a quarterback, fourth fewest in the country), 82 yards of total offense (second fewest in the country) and 36 points scored (third fewest in the country).
- In all, San Diego State welcomes 55 total newcomers (combining scholarships and walk-ons).

PROGRAM AT A GLANCE

- SDSU's 71.97 combined winning percentage in football and men's basketball since the fall of 2010 only trails Ohio State (.726) and Oregon (.7199). Rounding out the top 5 are Duke (.714) and Alabama (.697).
- Since the start of the 2015 campaign, San Diego State ranks in a tie for 20th in the country (also Wisconsin) with a 64.0 winning

percentage (min. 100 games played as an FBS school) (86-49).

- SDSU had five double-digit victory seasons from 2015-21. Only eight schools in the nation can say that - San Diego State, Alabama, Appalachian State, Clemson, Georgia, Notre Dame, Ohio State and Oklahoma.
- San Diego State posted 13 consecutive seasons with at least a .500 record until 2022. That was tied for the sixth-longest streak nationally and was the longest streak among Pacific Time Zone teams.
- The Aztecs have played in 12 bowl games since 2010, tied for the 20th most in the country. The only teams with more bowl appearances since 2010 other than SDSU are Alabama, Clemson, Oklahoma, Georgia, Ohio State, Oregon, Wisconsin, Boise State, Notre Dame, LSU, Oklahoma State, Brigham Young, Michigan, Louisville, Texas A&M, Kansas State, Washington, Virginia Tech and Mississippi State.
- Since the start of the 2019 campaign, San Diego State is 35-21 in games decided by seven or more points.
- The Aztecs are 29-17 in their last 46 games decided by one score.
- San Diego State is 56-29 (.659) in its last 85 regular-season games against Mountain West opponents.
- SDSU's defensive rankings since 2014: 2nd in the country in interceptions (173), 9th in both total defense (325.6) and scoring defense (20.0), and 12th in turnovers forced (249).
- Since the start of the 2015 season, San Diego State has 14 kickoff returns for touchdowns, tied for the most in the country over that span.
- The Aztecs also have five 100-yard kickoff return touchdowns since 2015, tied for the second most in the nation over that span.

TRENDING

Searching for the formula to a San Diego State victory? Look no further.

OFFENSIVE KEYS

- San Diego State is 61-2 the last 63 times it has rushed for 200 yards. The Aztecs surpassed 200 yards in the opener vs. Stony Brook, Oct. 3 vs. Colorado State, Oct. 11 at Nevada and Oct. 25 at Fresno State.
- The Aztecs are 93-28 since 2011 when committing one turnover or less, something SDSU has done in 57 of its last 82 games.
- SDSU has an advantage in time of possession in 48 of the last 83 games. Since 2011, the Aztecs are 37-9 when possessing the football for at least 35 minutes.

DEFENSIVE KEYS

- The Aztecs are 79-5 since 2011 when holding the opposition to 17 points or less. SDSU has held 36 of its last 77 opponents to 17 points or less.
- San Diego State has won 29 of its last 34 games when forcing at least two turnovers (SDSU's 17-game winning streak came to an end on Sept. 3, 2022 vs. Arizona) and 36 straight games when forcing at least three turnovers (2-0 this season).
- San Diego State is 78-6 in its Division I history when owning at least a plus-3 turnover advantage, something it did on Sept. 20 in a 34-0 win over California.
- The Aztecs are 38-11 since 2011 when allowing less than 150 passing yards.
- San Diego State is 67-10 the last 77 times it has held the opposition to a 33.3 percent or less mark on third down.
- Since 2009, San Diego State's record broken down by opponent passing efficiency: less than 110: 81-11; between 110-150: 47-33; greater than 150: 8-37.
- Since the start of the 2015 campaign, SDSU is 54-5 when holding its opponent to a passing efficiency rating of below 110.

SPECIAL TEAMS / OVERALL TRENDS

- San Diego State is 23-4 since 2020 when winning the turnover battle and 56-6 since 2015.
- San Diego State is 42-14 the last 56 times it has an advantage in field position.
- Since the start of the 2015 season, San Diego State has 14 kickoff returns for touchdowns, tied with Kansas State for the most in FBS play over that time. To put that stat into perspective, six other teams have played at least 100 games over that span and do not have a single kick return touchdown.
- Since the start of the 2020 season, San Diego State has 23 non-offensive touchdowns, tied for the fourth most in the country over that span, trailing only Notre Dame (29), Pittsburgh (28) and Iowa (24).
- The Aztecs have 119 non-offensive touchdowns since the start of the 2021 season. Only six schools have more non-offensive touchdowns over that span, including Notre Dame (26), Pittsburgh (26), Iowa (21), South Carolina (21), Ohio State (20) and Utah (20). Over that span, SDSU has eight interception returns for touchdowns, four blocked punt returns for touchdowns, three fumble recoveries for a touchdown, two kickoff

SDSU IN FBS RANKINGS (2024-25)

Season	PPG	YPG	RYG	PYG
2024	97	114	121	93
2025 (through 10 GP)	4	7	14	9

PPG - points allowed per game; YPG - yards allowed per game; RYG - rushing yards allowed per game; PYG - passing yards allowed per game.

BEST DEFENSE EVER?

Now with a sample size of nine games, the 2025 Aztec defense is playing some of the best football in program history. Below are SDSU's current numbers and how they relate to other teams in its Division I era (since 1969).

Category	2025	Best Since
Points Allowed / Game	12.5	11.4 1976
Total Defense / Game	262.4	255.5 1975
Rushing Yards Per Carry	3.0	2.7 2021
Passing Yards Per Game	162.2	160.3 2003
Passing Efficiency	101.4	95.8 1979

THE SDSU FACTOR

Opponent	Season Pts.	Season Yds.	vs. SDSU Pts.	vs. SDSU Yds.	Pts. Diff.	Yds. Diff.
Stony Brook	27.4	384.4	0	95	-27	-289
at Washington State	20.7	309.1	36	396	+15	+87
California	25.0	341.9	0	289	-25	-53
at Northern Illinois	15.5	284.5	3	169	-13	-116
Colorado State	18.0	322.3	24	355	+6	+33
at Nevada	18.1	301.4	10	254	-8	-47
at Fresno State	25.9	344.2	0	227	-26	-117
Wyoming	17.8	329.6	7	185	-11	-145
at Hawai'i	30.5	407.6	38	386	+8	-22
Boise State	29.6	412.0	7	268	-23	-144
San Jose State	24.0	432.8				

SDSU IN THE RANKINGS (2025)

Category	Pct./No.	NCAA	MW
Rushing Offense	189.70	31	3
Passing Offense	160.10	119	10
Total Offense	349.80	93	8
Scoring Offense	25.40	80	8
Passing Efficiency	128.11	85	8
Rushing Defense	100.20	14	1
Passing Defense	162.20	9	2
Total Defense	262.40	7	1
Scoring Defense	12.50	4	1
Passing Efficiency Defense	101.39	4	1
Net Punting	42.40	15	3
Kickoff Returns	23.00	33	4
Punt Returns	9.24	60	4
Kickoff Return Yardage Def.	27.80	128	11
Punt Return Yardage Def.	8.93	84	8
Interceptions Thrown	7	50	4
Fumbles Lost	3	15	1
Passes Intercepted	11	23	3
Fumbles Recovered	2	117	12
Turnovers Lost	10	24	2
Turnovers Gained	13	53	5
Turnover Margin	+0.30	38	3
Sacks	2.10	59	5
Tackles for Loss	4.70	101	7
Sacks Allowed	1.20	21	3
Tackles for Loss Allowed	4.50	31	4
First Downs	173	118	11
Opponent First Downs	146	6	1
3rd Down Conversion Pct.	31.25	127	12
4th Down Conversion Pct.	52.94	80	8
3rd Down Defense	31.41	15	2
4th Down Defense	47.83	44	3
Fewest Penalties	6.00	59	3
Fewest Yards Penalized	54.70	67	4
Red Zone Offense	89.66	31	2
Red Zone Defense	70.00	4	2
Time of Possession	30:45	42	6
Field Goal Percentage	89.47	21	3
PAT Percentage	100.00	1	1
Winning Percentage	80.00	13	1

Red indicates top 25 in FBS or Mountain West leader

SDSU INDIVIDUAL RANKINGS (2025)

(Top 75 NCAA; Top 10 MW)		Pct./No.	NCAA Rk.	MW Rk.
Player	Category			
Eric Butler	Fumb. Rec.	1	T-67	T-7
Owen Chambliss	Solo TCK PG	5.30	T-5	T-1
	Total Solo TCK	53	T-8	T-1
	Tackles PG	9.30	T-17	3
	Total TFL Yds.	64	T-18	2
	Total TCK	93	T-19	3
	Total SCK Yds.	44	T-33	T-5
	TFL PG	0.95	T-51	2
	Total TFL	9.5	T-52	2
	Total Ast. TCK	40	T-72	T-8
Jayden Denegal	Yds. per Comp.	12.93	26	4
	Yds. per Att.	7.70	58	6
	Pass Eff. Rat.	130.43	--	7
	Comp. Pct.	59.61	--	8
	Total Pass Att.	203	--	8
	Total Comp.	121	--	9
	Pass Att. PG	20.30	--	9
	Total Off. PG	165.90	--	9
	Total Off. Yds.	1,659	--	9
	Total Off. YPP	6.43	--	9
	Total Off. Plays	258	--	9
	Passing Yds.	1,564	--	10
	Passing YPG	156.40	--	10
	Passing TDs	8	--	10

Continued on next page

INDIVIDUAL RANKINGS (CONT'D) (2025)

(Top 75 NCAA; Top 10 MW)				
Player	Category	Pct./No.	NCAA Rk.	MW Rk.
Malachi Finau	Total FF	1	--	T-7
Hunter Green	Punt Avg.	47.73	4	2
	Punts I20	18	T-12	T-1
	Net Punt Avg.	41.79	21	3
	Total Punts	48	T-27	T-3
	Punts PG	4.80	T-27	T-3
Chris Johnson	INT TD	2	T-1	T-1
	INT Yds.	146	3	1
	Pass. Def. PG	1.22	T-10	T-2
	Total Pass Def.	11	T-14	T-2
	Total PBU's	8	T-26	T-4
	Total INT	3	T-29	T-5
	INT PG	0.33	T-32	5
	Total FF	1	--	T-7
Tano Letuli	INT TD	1	T-10	T-4
Dwayne McDougale	Fumb. Rec.	1	T-67	T-7
	Total INT	2	T-74	--
Jordan Napier	Total PR	22	T-2	1
	PR PG	2.20	T-2	1
	PR TD	1	T-6	T-1
	PR Yds.	193	17	1
	KR + PR Yds.	439	18	1
	AP PG	110.80	21	3
	Total AP Yds.	1,108	25	3
	PR Avg.	8.77	29	1
	KR PG	1.10	T-48	T-3
	Total KR	11	T-49	T-3
	KR Yds.	246	T-57	6
	Total Rec.	48	T-61	6
	AP YPG	12.00	T-63	5
	Receptions PG	4.80	T-66	6
	Receiving Yds.	629	75	9
	Receiving YPG	62.90	75	9
Bryce Phillips	Total PBU's	8	T-26	T-4
	Total Pass Def.	9	T-32	T-6
	Pass Def. PG	0.90	T-39	T-7
	Total FF	1	--	T-7
Gabe Plascencia	PAT Pct.	100.00	T-1	T-1
	FGM PG	1.70	T-13	2
	Total FGM	17	T-15	2
	FG Pct.	89.47	21	3
	KO TB Pct.	78.95	T-21	2
	FGA PG	1.90	T-22	3
	Total FGA	19	T-23	3
	KO Avg.	64.05	27	2
	Total Pts.	77	T-48	4
	Points PG	7.70	T-49	4
	Total KO TB	30	T-68	T-4
	Total KO	38	--	T-9
	Pts. Resp. For	77	--	10
	Pts. Resp. PG	7.70	--	10
	Total PBU's	9	T-14	T-2
Dalesean Staley	Total Pass Def.	10	T-21	T-4
	Pass Def. PG	1.00	T-23	T-4
	Total FF	1	--	T-7
	Total FF	1	--	T-7
Lucky Sutton	Rushing Yds.	1,048	6	1
	Rushing YPG	104.80	6	1
	Total Rush Att.	197	T-7	1
	Rush Att. PG	19.70	T-7	1
	Total AP Plays	199	12	1
	Total AP Yds.	1,046	38	4
	AP PG	104.60	40	5
	Rushing TDs	8	T-50	T-2
	Rushing YPG	5.32	53	5
	Total TDs	8	--	7
Trey White	Sack Yds.	46	T-23	2
	Total Sacks	6.0	T-35	T-5
	Sacks PG	0.60	T-40	6
	Total TFL Yds.	52	T-42	T-3
	Total TFL	8.5	--	T-7
	TFL PG	0.85	--	T-7

Red indicates top 25 in FBS or Mountain West leader

returns for a touchdown and two punt returns for a touchdown.

- SDSU has won 45 of its last 50 games leading after three quarters (30-game winning streak was snapped at Fresno State on Oct. 29, 2022).

OFFENSES STOP HERE

San Diego State's defensive unit has improved dramatically from the first season of the Sean Lewis era in 2024 to this season in 2025.

Rob Aurich is in his first season as the defensive coordinator after coaching the edges last year. Although only 10 games into the 2025 campaign, SDSU has improved in almost every defensive category.

Through 10 games, the San Diego State defense leads the Mountain West in rushing touchdowns allowed (3, T-1st in FBS), defensive touchdowns (4, T-3rd in FBS) and touchdowns allowed (15, T-3rd in FBS), points allowed per game (12.50, 4th in FBS), pass efficiency rating (101.39, 4th in FBS), passing yards per attempt (5.32, 4th in FBS), yards allowed per play (4.08, 5th in FBS), first downs allowed (146, 6th in FBS), total yards allowed per game (262.40, 7th in FBS), rushing yards allowed per attempt (2.96, 11th in FBS), rushing yards allowed per game (100.20, 14th in FBS) and passing touchdowns allowed (10, T-20th in FBS), and ranks second in red zone defense (70.00, 4th in FBS), passing yards allowed per game (162.20, 9th in FBS), passing yards per completion (10.01, 12th in FBS) and third down percentage (31.41, 15th in FBS).

The Aztecs have allowed just 125 points (12.5 avg.), including 38 of those at Hawai'i on Nov. 8, 36 at Washington State on Sept. 6 and 24 on Oct. 3 vs. Colorado State. In the other seven games, SDSU has allowed just 27 points total (3.9 avg.).

Another way to look at SDSU's impressive numbers is that it is allowing 262.4 yards and 12.5 points per game. In SDSU's opponents other games this season, they are 45-46 (.495) and are averaging 353.2 yards and 24.0 points per game.

Here are some more bullet points on SDSU's defense, which returned all 11 starters on defense (note that returning Teivis Tuioi and departing Tupu Alualu each had six starts at defensive tackle, and are counted as co-starters).

- San Diego State shut out Stony Brook, 42-0, in the opener on Aug. 28. It was its first shutout since beating Weber State, 6-0, on Aug. 31, 2019.

- The 42 points were the fourth-most points the Aztecs have scored in a shutout in their Division I history (since 1969).

- That was SDSU's fifth shutout in a season opener in its Division I history.

- San Diego State then shut out California, 34-0, on Sept. 20. It was the Aztecs' first shutout against a current team from a Power 5 conference since beating Oregon State, 25-0, on Sept. 13, 1975.



White

in the series since 1975.

- It was SDSU's first road shutout since Nov. 8, 2003 at UNLV and 10th in its DI history (since 1969).

- San Diego State has three shutouts in the same season for the first time in its Division I history (since 1969).

- The Aztecs' three shutouts are the most in FBS play this season.

- Only Wisconsin (four in 2019) has had more shutouts in a season than SDSU over the last 10 years.

- SDSU then allowed just three points in a 6-3 win at Northern Illinois on Sept. 27. The three points allowed over the two-game stretch (Sept. 20 vs. California and Sept. 27 at NIU) were its the fewest allowed in a two-game stretch by the Aztecs since 1975 (0 points at Fresno State on Oct. 11 and three points vs. New Mexico State on Oct. 18).

- San Diego State did not allow touchdowns in consecutive games for the first time since 2016 (Oct. 14 at Fresno State and Oct. 21 vs. San José State).

- The three points by NIU were its fewest in a game since also scoring three vs. South Florida in the 2010 International Bowl (Jan. 2, 2010) (Northern Illinois also scored three at Toledo on Nov. 5) and fewest in a home game since being shut out vs. Navy on Nov. 15, 2008.

- Fourteen (14) of the 38 points allowed by San Diego State at Hawai'i on Nov. 8 came on a pick-6 and a kick return touchdown. If you take away those two scores, the Aztecs have allowed 111 points over 10 games (11.10).

- This year, opponents have had 117 drives where they tried to score on SDSU (does not include kneeldowns) and the Aztecs have forced three-and-outs (or less) on 48 of those drives (41.0 pct.). SDSU is averaging 4.80 three-and-outs per game.

HOMETOWN HERO

San Diego State junior Trey White made the most of his move from linebacker where he played in 2023 to the new EDGE position in SDSU's 4-2-5 defense. White, who prepped at nearby Eastlake High School in Chula Vista, was named a captain by his teammates in 2024, along with Tano Letuli the first Aztec underclassmen to be named captains since current Minnesota Vikings head coach Kevin O'Connell (O'Connell was a four-time team captain from 2004-07). He was then named captain once again for the 2025 season.

White has racked up a multitude of preseason awards, including the MW preseason defensive player of the year, and watch lists for the Chuck Bednarik Award (most outstanding defensive player), the Bronko Nagurski Trophy (national defensive player of the year)

WHITE'S 2024 FBS RANKINGS

Stat	No.	Rank
Sacks Per Game	1.04	4th
Tackles for Loss Per Game	1.54	4th
Total Sacks	12.5	T-5th
Total TFL Yards	102	7th
Total Tackles for Loss	18.5	T-7th
Total Sack Yards	68	T-13th

MOST SACKS / SDSU SINGLE-SEASON HISTORY

Rk.	Name, Year	No.
1.	Mike Douglass, 1976	21.0
2.	Brett Faryniarz, 1987	13.0
3.	Trey White, 2024	12.5
	Andy Coviello, 1991	12.5
5.	Kabeer Gbaja-Biamila, 1999	12.0
	Kabeer Gbaja-Biamila, 1997	12.0

and the Senior Bowl Top 300, after earning first-team all-MW accolades in 2024. White was the first San Diego State defensive lineman to be named the MW preseason defensive player of the year and the fourth defensive player overall, joining cornerback Leon McFadden in 2012, cornerback Damontae Kazee in 2016 and safety Patrick Morris in 2022.

White has 18.5 career sacks, which are the tied for the eighth most in program history.

In 10 games this season, White has totaled 41 tackles, 8.5 tackles for a loss, six sacks, a pass breakup and 12 quarterback hurries.

This year, White ranks second in the Mountain West in sack yards (46, T-23rd in FBS), and is tied for third in tackles for loss yards (52, T-42nd in FBS), tied for fifth in sacks (6.0, T-35th in FBS), sixth in sacks per game (0.60, T-40th in FBS), and tied for seventh in total tackles for loss (8.5) and tackles for loss per game (0.85).

Below are some notes on White's 2024 season.

- White totaled 60 tackles (40 solo), including 18.5 tackles for a loss of 102 yards and 12.5 sacks for 68 yards, while adding a forced fumble and two pass breakups.
- White ranked fourth in FBS last year in sacks per game (1.04) and tackles for loss per game (1.54), tied for fifth in sacks (12.5), seventh in total tackles for loss (18.5) and tackles for loss yards (102), and tied for 13th in sack yards (68). White led the Mountain West in all of those categories.
- White ranked in a tie for third in SDSU single-season history with 12.5 sacks with Andy Coviello (1991), only trailing Mike Douglass (21.0 in 1976) and Brett Faryniarz (13.0 in 1987).
- White's 18.5 tackles for loss, meanwhile, were the 13th most in SDSU single-season history.
- According to Pro Football Focus, White ranked in a tie for 39th in the country (third in MW) in quarterback pressures (39).
- White logged three sacks and four tackles for loss at Central Michigan on Sept. 28, 2024. He was the first Aztec with four TFLs in a game since Jay Henderson had four vs. Northern Illinois on Sept. 30, 2017.
- White followed with another three sacks and four tackles for loss once again vs. Hawai'i on Oct. 5 en route to being named the Mountain West Defensive Player of the Week on Oct. 7 for the first time of his career. According to Pro Football Focus, White's eight quarterback pressures were tied for the second most in the country that week, while his five quarterback hurries were tied for seventh.
- White came up with two sacks and three tackles for loss the following week at Wyoming on Oct. 12, making it four straight games with multiple sacks.

NO. 1 JERSEY; NO. 1 CORNERBACK IN COLLEGE FOOTBALL



Johnson

Senior cornerback Chris Johnson is off to an incredible start in his senior season. Johnson, who was a honorable-mention all-Mountain West selection last year after recording 67 tackles, three forced fumbles, four pass breakups and an interception, has stepped up his game in 2025. In nine games (Johnson missed the Hawai'i game with an injury), he has totaled 46 tackles (32 solo), three interceptions for 146 yards and two touchdowns, eight pass breakups, a forced fumble and two tackles for loss.

Johnson was recently named a midseason first-team All-American by the Associated Press, along with a second-team pick by Sports Illustrated, Pro Football Network and Athlon Sports.

■ According to Pro Football Focus, Johnson is ranked as the top cornerback in the country this year with a 91.1 defensive grade. That mark is even more impressive when considering the minimum defensive snaps for that grade is just 15. He's also No. 1 in coverage grade among cornerbacks at 91.4 (min. just 15 snaps).

- According to PFF, when targeted against Johnson this year, receivers are 18-for-39 (46.2 pct.) for 185 yards, three interceptions and no touchdowns. That's a defensive pass efficiency rating of 70.62.
- Johnson returned an interception 97 yards for a touchdown against California on Sept. 20. It is tied for the sixth-longest interception return this season and tied for the fifth-longest interception return in program history. He then added a 45-yard interception returned for a score at Nevada on Oct. 11.
- Johnson's two interception returns for a touchdown are tied for the most in SDSU single-season history and tied for the third most in program history.
- Johnson's 232 career interception yards are the sixth most in program history.
- This year, despite missing the Hawai'i game on Nov. 8 with an injury, Johnson is first in the Mountain West in interception yards (146, 3rd in FBS), tied for first in interception touchdowns (2, T-1st in FBS), tied for second in passes defended per game (1.22, T-10th in FBS) and total passes defended (11, T-14th in FBS), tied for fourth in total pass breakups (8, T-26th in FBS), fifth in interceptions per game (0.33, T-32nd in FBS), tied for fifth in interceptions (3, T-29th in FBS) and tied for seventh in forced fumbles (1).

THE BUCK STOPS HERE



Chambliss

Sophomore Owen Chambliss has made a dramatic leap from his redshirt freshman season last year to his second season on The Mesa in 2025. Chambliss, who played in four games as a true freshman on special teams at Utah in 2023, logged 31 tackles (16 solo) and a pass breakup in seven games in 2024, while missing five with an injury.

This year, Chambliss has been the stalwart in one of the best defenses in the country. In

10 games this year, Chambliss leads the Aztecs in tackles (93, No. 2 is 54), solo tackles (53, No. 2 is 32), assisted tackles (40, No. 2 is 25) and tackles for loss (9.5 for 62 yards). He's also added four sacks for 44 yards, four pass breakups, an interception and two quarterback hurries.

CHAMBLISS GAME-BY-GAME IN 2025

Date	Opp.	Solo	Asst.	Total	TFL	SCK
Aug. 28	Stony Brook	3	4	7	1.5	1.0
Sept. 6	at Washington St.	6	3	9	0.0	0.0
Sept. 20	California	7	3	10	0.5	0.0
Sept. 27	at Northern Illinois	6	7	13	1.0	1.0
Oct. 3	Colorado State	4	3	7	1.5	0.0
Oct. 11	at Nevada	3	3	6	0.5	0.0
Oct. 25	at Fresno State	4	3	7	1.0	0.0
Nov. 1	vs. Wyoming	8	5	13	0.5	0.0
Nov. 8	at Hawai'i	8	5	13	3.0	2.0
Nov. 15	Boise State	4	4	8	0.5	0.0
Total		53	40	93	10.0	4.0

SDSU UNDER SEAN LEWIS

Category	2025	Streak	Lewis Era	Streak
Overall Record	8-2	W1	11-11	W1
Mountain West Record	5-1	W1	7-6	W1
Home Record	5-0	W5	7-4	W5
Road Record	3-2	L1	4-7	L1
Neutral Record	0-0	L1	0-0	n/a
Overtime	0-0	L1	0-0	n/a
Gms Dec. by 3 Pts or Less	1-0	W1	3-2	W1
Gms Dec. by 8 Pts or Less	1-0	W1	3-3	W1

SCORING

Scoring - first to score	6-2	W1	9-4	W1
Leading - after 1 qtr	4-0	W4	6-1	W4
Leading - at halftime	7-0	W9	9-1	W9
Leading - after 3 qtr	7-0	W7	9-3	W7
Scoring - 20 or more points	6-0	W6	9-6	W6
Scoring - 30 or more points	4-0	W7	5-0	W5
Scoring - 40 or more points	3-0	W24	4-0	W4

OFFENSE

Total Offense - 500+ yds	1-0	W6	1-0	W1
Total Offense - 400+ yds	3-0	W3	4-2	W3
Passing - 300+ yds	0-0	L1	0-0	n/a
Rushing - 200+ yds	5-0	W21	6-0	W6
First Downs - 20+	3-0	W3	4-5	W3
3rd Down Conv. - 50 pct.+	1-0	W1	1-2	W1
No Turnovers	5-1	W4	7-5	W4
Turnovers - 1 or fewer	5-1	W4	8-7	W4
Turnovers - 2 or fewer	8-1	W7	11-10	W7
Field Position - 30 or better	6-1	L1	8-8	L1
Field Position - 25 or better	7-2	L1	10-9	L1
Play Call - 50 pct.+ rushing	8-2	W1	11-9	W1

DEFENSE

Allowing 24 points or less	8-0	W8	11-3	W8
Allowing 17 points or less	8-0	W9	9-0	W9
Total Offense - <=300 yds.	7-0	W8	8-0	W8
Passing - <= 150 yds.	4-0	W4	5-1	W4
Rushing - <= 100 yds	5-0	W9	7-0	W7
First Downs - <= 15	6-0	W6	6-0	W6
3rd Down Conv. - <= 33 pct.	5-1	W4	6-2	W4
Turnovers - forced 2 or more	4-0	W5	6-1	W5
Turnovers - forced 3 or more	2-0	W36	3-0	W3
Field Position - <=25	7-0	W7	9-3	W7
Field Position - <=20	0-0	W4	1-0	W1
Defense Scores Points	3-0	W9	5-0	W5

COMPARISON

SDSU more rushing yards	8-1	W1	10-2	W1
SDSU more return yards	6-0	W6	9-7	W6
SDSU fewer turnovers	3-0	W3	6-2	W3
SDSU same turnovers	4-1	W3	4-4	W3
SDSU more turnovers	1-1	L1	1-5	L1
SDSU more Time of Poss.	7-0	W7	7-2	W7
SDSU more 1st D. and ToP	6-0	W6	6-1	W6
SDSU better Avg. Field Pos	6-1	L1	8-6	L1
SDSU adv. in TO and AFP	2-0	W2	4-2	W2
SDSU ST (KR/PR) Score	1-0	W7	1-0	W1

INDIVIDUAL

Rusher - 100+ Yards	5-0	W5	7-3	W5
Multiple - 100+Yard Rushers	1-0	W20	1-0	W1
Passer - 300+ Yards	0-0	L1	0-0	n/a
Receiver - 100+ Yards	3-0	W3	3-2	W3
100+ Rusher, 100+ Receiver	1-0	W2	2-1	W2
100+ Rusher, 300+ Passer	0-0	W2	0-0	n/a

**Stony Brook**
Aug. 28
W, 42-0**at Washington State**
Sept. 6
L, 13-36**California**
Sept. 20
W, 34-0**at Northern Illinois**
Sept. 27
W, 6-3**Colorado State***
Oct. 3
W, 45-24**at Nevada***
Oct. 11
W, 44-10**at Fresno State***
Oct. 25
W, 23-0**Wyoming***
Nov. 1
W, 24-7**at Hawaii***
Nov. 8
L, 6-34**Boise State***
Nov. 15
W, 17-7**San José State***
Nov. 22
7:30 p.m. PT**at New Mexico***
Nov. 28
1:30 p.m. MT

SAN DIEGO STATE-SAN JOSÉ STATE SERIES

Series: San Diego State leads, 24-21-2**Home:** 13-7-1, **Away:** 11-14-1**Snapdragon Stadium:** 1-0**CEFCU/Spartan Stadium:** 11-14-1**SCIA Games:** 0-1, **CCAA Games:** 0-8;**PCAA Games:** 4-1; **WAC Games:** 3-0; **MW Games:** 9-2**Longest SDSU Win Streak:** 7 (2013-2019)**Longest SJSU Win Streak:** 11 (1938-52)

Date	Location (SDSU/Opp. NR)	Result	SDSU	SJ
0.11.35	A-Spartan Stadium	L	9	24
0.24.36	H-Aztec Bowl	W	14	6
N.25.37	A-Spartan Stadium	W	7	6
0.29.38	H-Aztec Bowl*	L	0	14
0.13.39	A-Spartan Stadium*	L	0	42
0.11.40	A-Spartan Stadium*	L	0	10
0.10.41	A-Spartan Stadium*	L	0	20
N.8.42	A-Spartan Stadium*	L	0	26
N.16.46	H-Balboa Stadium*	L	0	6
0.25.47	H-Balboa Stadium *	L	7	32
N.12.48	A-Spartan Stadium*	L	13	21
N.12.49	H-Aztec Bowl*	L	0	40
S.29.50	A-Spartan Stadium	L	0	26
S.27.52	H-Aztec Bowl	L	6	47
0.20.56	H-Balboa Stadium	T	27	27
0.25.57	A-Spartan Stadium	L	0	46
N.28.64	A-Spartan Stadium	L	15	20
0.19.66	A-Spartan Stadium	W	25	0
0.26.68	H-San Diego Stadium (HC)	W	48	6
0.4.69	A-Spartan Stadium*	W	5	21
0.17.70	H-San Diego Stadium*	W	32	6
N.6.71	A-Spartan Stadium*	L	7	45
0.7.72	H-San Diego Stadium*	W	23	12
N.3.73	A-Spartan Stadium*	T	27	27
0.19.74	H-San Diego Stadium* (HC)	W	40	14
N.15.75	A-Spartan Stadium*	L	7	31
N.6.76	H-San Diego Stadium (HC)	W	30	17
N.26.77	(16) A-Spartan Stadium	W	37	34
0.21.95	H-Jack Murphy Stadium	W	49	20
N.2.96	A-Spartan Stadium*	W	49	20
N.8.97	H-Qualcomm Stadium* (HC)	W	48	21
N.14.98	A-Spartan Stadium*	W	34	6
S.24.05	H-Qualcomm Stadium	W	52	21
S.30.06	A-Spartan Stadium	L	10	31
S.13.08	A-Spartan Stadium	L	10	35
S.22.12	H-Qualcomm Stadium	L	34	38
N.9.13	A-Spartan Stadium*	W	34	30
N.29.14	H-Qualcomm Stadium*	W	38	7
0.17.15	A-Spartan Stadium*	W	30	7
0.21.16	H-Qualcomm Stadium*	W	42	3
N.4.17	A-CEFCU Stadium*	W	52	7
0.20.18	H-SDCCU Stadium* (HC)	W	16	13
0.19.19	A-CEFCU Stadium*	W	27	17
N.6.20	H-Dignity Health Sports Park*	L	17	28
0.15.21	A-CEFCU Stadium*	W-2ot	19	13
N.12.22	H-Snapdragon Stadium*	W	43	27
N.18.23	A-CEFCU Stadium*	L	13	24
N.15.25	H-Snapdragon Stadium*			

SERIES HISTORY

- Saturday marks the 48th meeting between San Diego State and San José State. SDSU leads the series, 24-21-2.
- San Diego State streak of seven consecutive victories in the series was snapped in 2020 in a 28-17 loss in Carson, California. The Aztecs rebounded for a 19-13, double-overtime win at San José State in 2021 and then beat the Spartans, 43-27, at Snapdragon Stadium in 2022, before falling, 24-13, in San Jose in the last meeting in 2023.
- San Diego State is 9-2 in the last 11 games played between the teams and 16-5 in the last 21 games.
- SDSU has won four straight games in the series when playing in San Diego and is 12-2 against the Spartans in the last 14 meetings in San Diego.
- The Aztecs have won five of the last six games (5-1) played between the teams in San Jose.
- In the last 11 games in the series (San Diego State has won nine of those games), the Aztecs have outscored the Spartans, 331-174, and have a 2,625-873 advantage in rushing yards.
- San Diego State entered this game in 2018 with a lead in the series for the first time since owning a 2-1 advantage following the 1937 game. San José State went on to win the next 11 games played between the teams.
- San Diego State has not trailed at any point of the game in six of the last 10 meetings between the teams (exception: 2018, 2020, 2022 and 2023).
- When SJSU took a lead in the first quarter of the 2018 game it marked the first time the Aztecs trailed in a game against the Spartans since SDSU took a 34-30 lead with 3:32 to play in the 2013 game. SDSU did not trail for 249:36 of game clock between the teams.
- Against San José State, San Diego State has 17 100-yard rushing games and three 300-yard passing games.
- In the 2017 meeting at San Jose, San Diego State rushed for a school-record 554 yards against the Spartans. **Rashaad Penny** rushed 20 times for 234 yards and three touchdowns, while **Juwan Washington** added 16 carries for 134 yards and two touchdowns and **Chase Jasmin** had 14 carries for 82 yards and one score.
- In the last 12 meetings, San Diego State has produced 10 100-yard rushing efforts.
- In the last meeting in San Diego on Nov. 12, 2022, the Aztecs overcame a 14-point deficit (win or loss) for the first time since trailing by 14 at San José State (20-6 with 2:35 left in second quarter) on Nov. 9, 2013 and rallying for a 34-30 victory. The 14-point deficit to win is tied for the ninth-largest comeback in SDSU's DI history (since 1969) and tied for the 15th-largest comeback overcome regardless of the result.
- SDSU and SJSU met annually from 1968 to 1977, but went 18 years before the two former PCAA rivals renewed acquaintances in 1995 as members of the Western Athletic Conference.
- San Diego State has outrushed San José State in 17 of the last 20 meetings.
- San Diego State has rushed for 2,625 yards in the last 11 games against San José State (238.6 yards per game). The Aztecs have averaged 5.0 yards per rush and have 28 rushing touchdowns in those games. Below is a look at the rushing comparison in the series since 2013.

Rushing Yards in SDSU-SJSU Series (since 2013)

Team	Wins	Attempts	Yards	Avg.	Rush TD	Long
San Diego State	9	527	2,625	5.0	28	82
San José State	2	312	873	2.8	8	57

- In the beginning of the series the Spartans dominated the Aztecs, going 13-0-1 in an early 14-game stretch from 1938-64. The men from Montezuma Mesa were shut out by SJSU in nine of those 14 meetings. Since then though, SDSU has posted a 22-7-1 record and has won 16 of the last 21 encounters.
- Eleven of the last 19 games between the two schools have been especially lopsided (21 or more points) and have ended in favor of the Aztecs nine times. The winning margin in the last 19 contests has been 20.7 points, despite the fact that four of the last 12 games have been decided by one score.

SAN DIEGO STATE-SAN JOSE STATE CONNECTIONS

- San Diego State senior offensive analyst Ryan Lindley was a quarterback for the 2014 Arizona Cardinals while San Jose State offensive line coach John Estes spent the offseason with the team.
- SJSU inside linebackers coach and run game coordinator Bojay Filimoeatu spend the 2023 season as the SDSU defensive line coach.
- Aztec offensive pass game coordinator and wide receivers coach Lanear Sampson was on the Pittsburgh Steelers practice squad and Spartans defensive line coach Al Lapuaho was on the team's preseason roster.
- San Jose State offensive lineman Laakea Kapoi spent 2022 on the San Diego State roster and redshirted.
- SDSU offensive lineman Joseph Borjon and SJSU wide receiver Malachi Riley both spent time at Arizona in Tucson, Arizona.
- Aztec defensive lineman Tiumalu Afalava and running back Byron Cardwell Jr., and Spartan wide receiver Mason Starling transferred

from California in Berkeley, California.

- San Diego State defensive lineman Krishna Clay, punter Tashi Dorje, tight end Timothy Netane, kicker Gabriel Plascencia and long snapper Luke Williams, and San Jose State long snapper Matthew Fadelli, linebackers Malakai Hoeft and Taniela Latu, defensive lineman Quincy Likio and wide receiver Mason Starling all played football at the College of San Mateo in San Mateo, California.
- SDSU punter Eemil Herranen and SJSU linebacker Cayden Woolwine attended Northern Arizona in Flagstaff, Arizona.
- Aztecs wide receiver De'yhare Overstreet-Glover, and Spartans defensive linemen Mata Hola and Solomon Langi and offensive lineman Sione Nomani all competed at Snow College in Ephraim, Utah.
- San Diego State wide receiver Jerry McClure, and San Jose State quarterback Robert McDaniel and tight end Grant Norberg played at UCLA in Los Angeles, California.
- SDSU linebacker Owen Chambliss and SJSU defensive lineman Vili Taufatofua went to college at Utah in Salt Lake City, Utah.
- Aztecs linebacker Tanner Williams, and Spartans defensive lineman Mata Hola and offensive lineman Sione Nomani both spent time at Utah State in Logan, Utah.
- San Diego State offensive lineman Bayo Kannike and San Jose State offensive lineman Tyler Chen transferred from Utah Tech in St. George, Utah.
- SDSU offensive lineman Michael Levi Watkins and SJSU cornerback Caleb Pressley both played football at Washington in Seattle, Washington.
- Aztec safety Hunter Haines and Spartan quarterback Xavier Ward attended Washington State in Pullman, Washington.
- San Diego State wide receiver Parker Threatt and San Jose State offensive lineman Mitchell Brown both prepped at Bellarmine College Prep in San Jose, California.
- SDSU linebacker DJ Herman and SJSU linebacker Champ Kapanui competed at Bishop Gorman High in Las Vegas, Nevada.
- Aztecs wide receiver Will Cianfrini and Spartans defensive lineman Colton Thomas both played at Carlsbad High in Carlsbad, California.
- San Diego State safety Eric Butler, linebacker Owen Chambliss and offensive lineman Ikbahl Kassim, and San Jose State wide receiver Malachi Riley went to high school at Centennial High in Corona, California.
- SDSU defensive lineman Amari Comier and offensive lineman Chase Duarte, and SJSU defensive back Charles Cox III and offensive lineman Manuel Serna spent time at Clayton Valley Charter High in Concord, California.
- Aztec offensive lineman Saipale Fuimaono and Spartans defensive lineman Gafa Faga attended Fagaitua High in Pago Pago, American Samoa.
- San Diego State quarterback JP Mialovski, and San Jose State linebackers SIRR Bible and Gregory McClendon III both prepped at Millikan High in Long Beach, California.
- SDSU offensive lineman Kalan Ellis, and SJSU defensive lineman Quincy Likio and offensive lineman Laakea Kapoi competed at Saint Louis School in Honolulu, Hawai'i.
- Aztecs running back Cincere Rhaney and Spartans wide receiver Matthew Coleman both played at Serra High in Gardena, California.
- San Diego State defensive lineman Malachi Finau, and San Jose State running back Jabari Bates and defensive back Hunter Nowell went to high school at St. John Bosco High in Bellflower, California.

SDSU CAREER VS. SAN JOSE STATE

Rushing	Att.	Yds.	Avg.	TD	Defense	S-A-T	Other
Christian Washington	2	1	0.5	0	Tatuo Martinson	1-4-5	
					Josh Hunter	4-0-4	
					Chris Johnson	2-2-4	1 INT
					Brady Anderson	1-2-3	1 QBH
					Trey White	1-0-1	1.0 TFL
					Eric Butler	1-0-1	
					Brady Nassar	1-0-1	
					Gabe Plascencia	1-0-1	
					Punting	No.	Yds. Avg. Long
					n/a		
					Kicking	FG-FGA	Long PAT-PATA
					Gabe Plascencia	2-2	46 1-1

TOP RUSHING PERFORMANCES VS. SJSU

Rk.	Name	H/A	Date	Score	Yards
1.	Donnel Pumphrey	H	11-29-14	W, 38-7	261
2.	George Jones	H	10-21-95	W, 49-20	253
3.	Rashaad Penny	A	11-4-17	W, 52-7	234
4.	Adam Muema	H	9-22-12	L, 34-38	202
5.	Donnel Pumphrey	H	10-17-15	W, 30-7	152
6.	Binky Benton	H	11-6-76	W, 30-17	152
7.	Donnel Pumphrey	H	10-21-16	W, 42-3	135
8.	Jaylon Armstead	A	11-18-23	L, 13-24	134
	Juwan Washington	H	11-4-17	W, 52-7	134
10.	Ronnie Smith	H	11-6-76	W, 30-17	124
11.	Adam Muema	A	11-9-13	W, 34-30	113
	Jim Allison	A	11-28-64	L, 15-20	113
13.	David Turner	A	11-26-77	W, 37-34	111
14.	Greg Bell	H	11-6-20	L, 17-28	109
15.	Rashaad Penny	H	10-21-16	W, 42-3	105
16.	Claude Lewis	H	10-20-56	T, 27-27	104
17.	Phil Prokop	H	9-27-52	L, 6-47	100

17 100-YARD RUSHING GAMES (SDSU is 8-5-1 in those games)

TOP PASSING PERFORMANCES VS. SJSU

Rk.	Name	H/A	Date	Score	Yards
1.	Jesse Freitas	A	11-3-73	T, 27-27	427
2.	Billy Blanton	A	11-2-96	W, 49-20	343
3.	Joe Daves	A	11-26-77	W, 37-34	325

3 300-YARD PASSING GAMES (SDSU is 2-0-1 in those games)

TOP RECEIVING PERFORMANCES VS. SJSU

Rk.	Name	H/A	Date	Score	Yards
1.	Keith Denson	A	11-3-73	T, 27-27	164
2.	Darold Nogle	A	11-3-73	T, 27-27	160
3.	Jesse Matthews	H	11-6-20	L, 17-28	139
4.	Jeff Webb	H	9-24-05	W, 52-21	133
5.	DeAndre Maxwell	H	10-21-95	W, 49-20	131
6.	Leandrew Childs	A	11-2-96	W, 49-20	123
	Tim Thorn	H	10-19-74	W, 40-14	123
8.	Max Owens	A	11-6-71	L, 7-45	119
9.	Gary Garrison	A	11-18-64	L, 15-20	116
10.	Jesus Reyes	H	11-8-97	W, 48-21	106
	Ronnie Smith	A	11-26-77	W, 37-34	106
12.	Az Hakim	H	10-21-95	W, 49-20	103
13.	Vollan Dixon	A	11-15-75	L, 7-31	100

13 100-YARD RECEIVING GAMES (SDSU is 6-4-1 in those games)

LAST GAME VS. SAN JOSE STATE

SAN DIEGO STATE	7	3	0	3	-	13
SAN JOSE STATE	0	10	7	7	-	24

Nov. 18, 2023 | CEFCU Stadium | San Jose, Calif. | 7:37 p.m. PT | Attendance: 16,224



TEAM STATISTICS

	SDSU	SJSU
FIRST DOWNS	18	19
Rushing	9	9
Passing	8	10
Penalty	1	0
NET YARDS RUSHING	183	181
Rushing Attempts	41	29
Average Per Rush	4.5	6.2
Rushing Touchdowns	1	2
Yards Gained Rushing	197	208
Yards Lost Rushing	14	27
NET YARDS PASSING	117	174
Completions-Attempts-Int	15-24-2	15-20-1
Average Per Attempt	4.9	8.7
Average Per Completion	7.8	8.7
Passing Touchdowns	0	1
TOTAL OFFENSE YARDS	300	355
Total offense plays	65	49
Average Gain Per Play	4.6	7.2
Fumbles: Number-Lost	0-0	2-0
Penalties: Number-Yards	1-10	1-15
PUNTS-YARDS	1-48	2-75
Average Yards Per Punt	48.0	37.5
Net Yards Per Punt	28.0	37.5
Inside 20	0	1
50+ Yards	0	0
Touchbacks	1	0
Fair Catch	0	2
KICKOFFS-YARDS	4-243	4-248
Average Yards Per Kickoff	60.8	62.0
Net Yards Per Kickoff	39.0	41.0
Touchbacks	0	2
Fair Catch Yards	67	0
Punt returns: Number-Yards-TD	0-0-0	0-0-0
Average Per Return	0.0	0.0
Kickoff returns: Number-Yds-TD	2-34	1-20
Average Per Return	17.0	20.0
Interceptions: Number-Yds-TD	1-44-0	2-29-0
Fumble Returns: Number-Yds-TD	0-0-0	0-0-0
Miscellaneous Yards	0	0
Possession Time	35:16	24:44
1st Quarter	7:30	7:30
2nd Quarter	8:09	5:51
3rd Quarter	10:37	4:23
4th Quarter	9:00	6:00
Third-Down Conversions	7 of 18	4 of 8
Fourth-Down Conversions	3 of 4	1 of 1
Red-Zone Scores-Chances	3-3	4-5
Touchdowns	1-3	3-5
Field goals	2-3	1-5
Sacks By: Number-Yards	0-0	1-8
PAT Kicks	1-1	3-3
Field Goals	2-2	1-1
Points off turnovers	3	0

GAME NOTES

Team Notes

- San Diego State lost to San Jose State for just the second time in the last 11 meetings.
- The Aztecs still lead the all-time series, 24-21-2.
- SDSU had its five-game road winning streak in the series snapped.
- The Aztecs dropped to 48-23 (.676) in their last 71 regular-season games against Mountain West opponents.
- SDSU fell to 75-38 (.664) since the start of the 2015 season.
- Over San Jose State's four-game winning streak, it was outscoring the opposition, 171-63, (42.8-15.8), while averaging 457.0 yards, including 260.0 rushing yards and 197.0 passing yards. Tonight, the Spartans had 24 points, 355 yards, 181 rushing yards and 174 passing yards.
- **RB Jaylon Armstead** rushed for a career-high 134 yards and a touchdown on 21 carries. He became the 83rd Aztec in program history with a 100-yard rushing game.

Team Notes

- San Diego State started its sixth different offensive line combination this season.
- The Aztecs scored a touchdown on their opening drive for the first time this season. SDSU had just two field goals in its first 10 opening drives of the season. On the year, San Diego State is outscoring the opposition, 13-9, on opening drives.
- SDSU did not allow a first-quarter touchdown for the eighth straight game.
- SDSU fell to 35-6 under Brady Hoke when allowing 24 or less points (1-3 this year).
- The Aztecs fell to 26-10 under Brady Hoke (2-5 this year) when winning the time of possession battle.
- SDSU had its nine-game winning streak when having a 100-yard rusher.

Armstead's Big Night Not Enough at SJSU

SAN JOSE, Calif. -- Despite a career-high 134 rushing yards and a touchdown from Jaylon Armstead, San Diego State fell to San Jose State, 24-13, Saturday night at CEFCU Stadium.

The Aztecs (3-7, 1-6 Mountain West) were tied with the Spartans (6-5, 5-2 MW) at 10-10 at the half, but SJSU outscored SDSU, 14-3, in the second half in the final home game for 17 San Jose State seniors.

San Diego State scored a touchdown on its opening drive for the first time in exactly a year, marching 77 yards on 13 plays and eating up 7 minutes, 30 seconds, before Armstead punched it in from a yard out. Armstead rushed seven times on the drive for 53 yards, highlighted by a 39-yard run on the second play and a tough 3-yard gain on a fourth-and-goal situation from the Spartan 4. It was Armstead's seventh rushing touchdown of the season.

SJSU tied it on its ensuing drive, going 71 yards on 10 plays, ending with a 10-yard touchdown pass from Chevan Cordeiro to Dominick Mazotti with 14:19 left in the first half.

After punting, the Aztecs got the ball right back when Chris Johnson intercepted a deep Cordeiro pass and returned it 44 yards to the San Jose State 33-yard line. SDSU, however, only went four yards on seven plays, ultimately setting for a 46-yard field goal by Gabe Placencia with just over three minutes remaining in the half.

The Spartans got all the way to the red zone, but San Diego State held, resorting to a 35-yard field goal by Kyler Halvorsen as time expired in the half, making it a 10-10 game.

The Aztecs came out of intermission with a 10-play, 49-yard drive over 6:03, but Armstead was stopped on a fourth-and-1 on the SJSU 26.

SJSU raced 74 yards on five plays with the bulk of it coming on a 42-yard pass from Cordeiro to Isaac Jernagin, followed by a 20-yard touchdown scamper by Quali Conley to give San Jose State its first lead of the game with 6:16 left in the third quarter.

Later, SDSU used a 16-play, 85-yard drive over 7:50, but had to settle for a 21-yard field goal by Placencia. San Diego State converted a third-and-12 on the drive with a 15-yard pass to a diving Phillippe Wesley and a fourth-and-1 on a 21-yard run by Armstead. The Aztecs appeared to get within one when Armstead pounded it in from three yards out. But a holding penalty was called - the first penalty of the game for either team - and SDSU would get no closer, now trailing, 17-13, midway through the fourth quarter.

On the kickoff, an invalid fair catch was called on the Spartans, resulting a starting spot on their own 6. SJSU, however, went 94 yards on just six plays, highlighted by back-to-back long runs of 21 and 57 yards by Conley. Kairee Robinson later punched it in from five yards, making it a 24-13 game with 5:13 left.

San Diego State mounted one last try, but Mayden's second interception of the game came, and San Jose State ran out the clock, beginning with a 32-yard run by Conley.

Mayden completed 15 of 24 passes for the Aztecs, who lost for just the second time in the last 11 meetings against the Spartans. Additionally, SDSU's five-game road winning streak in the series was snapped.

>>SCORING SUMMARY

Qtr	Time	Team	Scoring Play	Plays	TOP	Score
1st	5:01	SDSU	Armstead 1-yd run (Placencia kick)	13-77	7:30	7-0
2nd	14:19	SJSU	Mazotti 10-yd pass f/Cordeiro (Halvorsen kick)	10-71	5:37	7-7
2nd	3:03	SDSU	Placencia 46-yd field goal	7-4	3:37	10-7
2nd	0:00	SJSU	Halvorsen 35-yd field goal	10-57	3:03	10-10
3rd	6:16	SJSU	Conley 20-yd rush (Halvorsen kick)	5-74	2:41	10-17
4th	8:54	SDSU	Placencia 21-yd field goal	16-85	7:50	13-17
4th	5:13	SJSU	Robinson 5-yd rush (Halvorsen kick)	6-94	3:41	13-24

INDIVIDUAL STATISTICS

>>SAN DIEGO STATE

Rushing	Att	Yds	TD	Long	Avg
Armstead	21	134	1	39	6.4
Mayden	12	21	0	6	1.8
Christon	3	14	0	8	4.7
Davis	3	8	0	6	2.7
Blake	2	6	0	6	3.0
Totals	41	183	1	39	4.5

Passing	C-A-I	Yds	TD	Long	Sack
Mayden	15-24-2	117	0	15	1
Totals	15-24-2	117	0	15	1

Receiving	No.	Yds	TD	Long
Wesley	4	48	0	15
Nicholson	3	27	0	12
Shaw	3	27	0	11
Redman	2	15	0	10
Davis	2	1	0	3
Christon	1	-1	0	0
Totals	24	117	0	15

>>SAN JOSE STATE

Rushing	Att	Yds	TD	Long	Avg
Conley	13	155	1	57	11.9
Robinson	11	40	1	14	3.6
Cordeiro	2	7	0	5	3.5
TEAM	2	-4	0	0	-2.0
Jernagin	1	-17	0	0	-17.0
Totals	29	181	0	57	6.2

Passing	C-A-I	Yds	TD	Long	Sack
Cordeiro	15-20-1	174	1	42	0
Totals	15-20-1	174	1	42	0

Receiving	No.	Yds	TD	Long
Nash	3	38	0	20
Ross	3	27	0	11
Jernagin	2	56	0	42
Mazotti	2	24	1	14
Colmean	2	13	0	7
Conley	2	7	0	6
Miller	1	9	0	9
Totals	15	174	1	42

- According to Pro Football Focus, Chambliss has the sixth-best defensive grade among linebackers in the country (min. 575 snaps) at 83.3.
- Chambliss is tied for the Mountain West lead in solo tackles per game (5.30, T-5th in FBS) and total solo tackles (53, T-8th in FBS), and ranks second in tackles for loss yards (64, T-18th in FBS), tackles for loss per game (0.95, T-51st in FBS) and tackle for loss (9.5, T-52nd in FBS), third in tackles per game (9.30, T-17th in FBS) and total tackles (93, T-19th in FBS), tied for fifth in sack yards (44, T-33rd in FBS) and tied for eighth in total assisted tackles (40, T-72nd in FBS).
- Chambliss has four double-digit tackle games this season, including a combined 26 over the past two contests.
- Chambliss has 93 tackles for the season in 10 games, already the most by an Aztec since Kyahva Tezino had 99 in 2019 in 13 games.

HIS NAME IS LUCKY



Junior running back Lucky Sutton is making the most of his first season of being the main running back. After playing in one game as a true freshman in 2022 before eventually utilizing his redshirt season, Sutton played in five games in 2023, rushing 30 times for 157 yards and two touchdowns. Last season, however, Sutton only appeared in four games with 35 yards on five carries while running behind first-team all-Mountain West running back Marquez Cooper.

Sutton

Now as the bell cow for the first time of his career, Sutton has rushed 197 times for 1,048 yards (5.3 avg.) and eight touchdowns in his first career 10 starts.

Sutton starred at nearby Cathedral Catholic High School in San Diego, capturing numerous awards including the KUSI Silver Pigskin, the Honor Bowl MVP and Holy Bowl MVP. He ran for 3,581 yards and 44 touchdowns over his career, averaging 10.5 yards per attempt, including an amazing 2,628 yards as a senior with 36 touchdowns on 232 carries (11.3 avg.).

- Sutton has rushed for 1,048 yards and eight touchdowns on the season.
- Sutton is the 20th different Aztec with a 1,000-yard rushing season in program history (28th time overall).
- Sutton's 1,048 yards are the 23rd most in SDSU single-season history.
- Sutton has five 100-yard games (out of 10 played) this season.
- Sutton leads the Mountain West in rushing yards (1,048, 6th in FBS), rushing yards per game (104.80, 6th in FBS), total rush attempts (197, T-7th in FBS), rush attempts per game (19.70, T-7th in FBS) and total all-purpose plays (199, 12th in FBS), tied for second in rushing touchdowns (8, T-50th in FBS), fourth in all-purpose yards (1,046, 38th in FBS), fifth in all-purpose yards per game (104.60, 40th in FBS) and rushing yards per carry (5.32, 53rd in FBS), and seventh in total touchdowns (8).
- Sutton rushed for his first career 100-yard game in the opener against Stony Brook on Aug. 28 with 100 yards on 23 carries (4.3 avg.). Sutton became the 85th different Aztec with a 100-yard rushing game and it was the 18th 100-yard game in an Aztec season opener. Sutton had five carries for 35 yards last season and entered the game with 200 career yards on 37 carries. He scored his first two touchdowns since scoring his only two against Hawai'i on Oct. 14, 2023.
- Sutton notched another 100-yard game against Colorado State on Oct. 3, rushing for a career-high 113 yards and two touchdowns on 21 attempts. He had his third career multiple touchdown game (two this season).
- Sutton recorded his third 100-yard rushing game of the season (and career) with a career-high 131 yards on 21 carries (6.2 avg.) with a touchdown at Fresno State on Oct. 25.
- Sutton notched his second straight 100-yard rushing game for the first time of his career with a career-high 158 yards on 28 attempts (5.6 avg.) with a touchdown vs. Wyoming on Nov. 1. Included in the 158 yards was a career-long 50-yard run to score and seal the Aztec 24-7 win in his final attempt in the fourth quarter.
- Sutton ran for 150 yards and 25 attempts (6.0 avg.) vs. Boise State on Nov. 15, his fifth 100-yard game of the year and second 150-yard effort. Sutton became the first player to run for at least 150 yards against Boise State since Wyoming's Titus Swen had 212 on Nov. 19, 2022. He's just the fifth player to run for at least 150 vs. Boise State in the last 10 years and the most ever by an Aztec vs. the Broncos.

NAPIER THE GREAT



Wide receiver Jordan Napier continues to impress, now in his third season at San Diego State. Napier, who was recruited as a safety and moved to wide receiver early in the 2023 camp, is off to a fast start eight games into the season.

Napier was named to the 2025 Paul Hornung Award Watch List during the preseason, goes out to the most versatile player in college football. He then was named to the Biletnikoff Award Watch List in October for the most outstanding receiver in FBS.

This season, Napier has 48 catches for 629 yards and two touchdowns through 10 games. He also has rushed for 40 yards and a touchdown on 11 carries, and has returned 22 punts for 193 yards

:: SUTTON GAME-BY-GAME IN 2025

Date	Opp.	Att.	Yds.	TD
Aug. 28	Stony Brook	23	100	2
Sept. 6	at Washington St.	15	88	0
Sept. 20	California	12	61	1
Sept. 27	at Northern Illinois	17	88	0
Oct. 3	Colorado State	21	113	2
Oct. 11	at Nevada	17	81	1
Oct. 25	at Fresno State	21	131	1
Nov. 1	vs. Wyoming	28	158	1
Nov. 8	at Hawai'i	18	78	0
Nov. 15	Boise State	25	150	0
Total		197	1,048	8

:: NAPIER GAME-BY-GAME IN 2025

Date	Opp.	Rec.	Yds.	TD	PR	Yds.
Aug. 28	Stony Brook	3	18	0	7	73
Sept. 6	at Washington St.	7	69	0	1	4
Sept. 20	California	9	151	1	0	0
Sept. 27	at Northern Illinois	6	52	0	4	-1
Oct. 3	Colorado State	7	153	1	2	1
Oct. 11	at Nevada	5	110	0	2	85*
Oct. 25	at Fresno State	4	14	0	1	10
Nov. 1	vs. Wyoming	4	43	0^	4	21
Nov. 8	at Hawai'i	2	21	0	0	0
Nov. 15	Boise State	1	-2	0	1	0
Total		48	629	2	22	193

* including a 75-yard punt return touchdown; ^ also had a 7-yd rushing touchdown; & - exited early with an injury

ACTIVE CAREER START CHART(OFF./DEF.)

Career Starts (Off/Def)	'20	'21	'22	'23	'24	'25	Total
Bryce Phillips, CB	-	-	11	11	12	10	44
Bayo Kannike, OL	RS	5	11	11	3	10	40
Ross Ulugalu-Maseuli, OL	-	RS	6	10	12	10	38
Dalesean Staley, S	-	-	RS	11	10	10	31
Seth Adams, OL/TE	7	10	0	0	3	10	30
Christian Jones, OL	-	RS	0	6	12	10	28
Kalan Ellis, OL	-	5	9	0	-	10	24
Trey White, EDGE	-	-	RS	1	12	10	23
Mister Williams, LB	0	RS	0	3	14	5	22
Chris Johnson, CB	-	-	0	0	12	9	21
Eric Butler, S	-	-	0	0	11	9	20
Dwayne McDougale, S	-	-	RS	0	8	10	18
Niles King, EDGE	-	RS	0	1	13	4	18
Owen Chambliss, LB	-	-	-	RS	7	10	17
Tanu Letuli, LB	-	-	-	0	10	6	16
Sam Benjamin, DL	-	-	0	0	4	10	14
Donovan Brown, WR	-	-	RS	4	-	10	14
Joseph Borjon, OL	-	-	0	3	1	10	14
Brady Nassar, DL	-	-	-	0	8	4	12
Krishna Clay, DL	-	-	-	-	12	0	12
Deshawn McCuin, S	0	1	0	2	7	1	11
Cam May, OL	-	-	0	0	11	0	11
Myles Kitt-Denton, WR	RS	0	0	1	10	0	11
Jayden Denegal, WR	-	-	RS	0	0	10	10
Lucky Sutton, RB	-	-	RS	0	0	10	10
Jordan Napier, WR	-	-	-	RS	1	9	10
Malachi Finau, DL	-	-	RS	0	1	9	10
Jacob Bostick, WR	-	-	RS	0	0	6	6
Teivis Tuoti, DL	RS	0	0	0	6	0	6
Christian Washington, RB	-	-	2	0	4	0	6
Josh Hunter, S	-	-	RS	5	0	0	5
Bert Emmanuel Jr., QB	-	-	1	3	0	0	4
Nate Acevedo, WR	-	-	RS	0	0	3	3
Ryan Henderson, EDGE	-	-	-	0	1	2	3
Dallas Fincher, OL	RS	0	0	2	0	-	2
DJ Herman, LB	-	-	0	0	2	0	2
Mikey Welsh, WR	-	-	RS	0	0	1	1
Josiah Cox, S	-	-	-	0	1	0	1
Saipale Fuimaono, OL	-	-	-	-	1	0	1
Amari Comier	-	-	-	-	-	1	1
Will Gianfrini, WR	-	-	-	-	RS	1	1
Brady Anderson, LB	-	0	RS	1	0	0	1

Kannike's first 30 starts came at Utah Tech. Phillips' first 22 starts came at Tennessee State. Adams' first 17 starts came at Cumberland at OL and last three came at Southeastern Louisiana at TE. Mister Williams' first 17 starts came at Incarnate Word. Ellis' 14 starts came at Syracuse. King's first 14 starts came at Grand Valley State. Kitt-Denton's first 11 starts came at Northwestern State. May's first 11 starts came at Howard. Staley's first 11 starts were at Northern Iowa. McDougale's first eight starts were at Idaho. Brown's first four starts were at Syracuse. Washington's first two starts came at New Mexico and last four came at Coastal Carolina. Emmanuel Jr.'s first four starts were at Central Michigan. Borjon's first three starts were at Arizona. Fincher's two starts came at Michigan State. Cox's first start came at New Mexico State. Finau's first start came at Hawai'i. McCuin redshirted the 2019 season while at TCU.

MOST STARTS / CONSECUTIVE STARTS

Most Starts	Starts
Bryce Phillips, CB	44
Bayo Kannike, OL	40
Ross Ulugalu-Maseuli, OL	38
Hunter Green, P	32
Dalesean Staley, S	31
Consecutive Starts	Streak
Bryce Phillips, CB	44
Trey White, EDGE	23
Christian Jones, OL	22
Ross Ulugalu-Maseuli, OL	22

TOP SCORING DEFENSES SINCE 2014

Best scoring defenses since start of 2014 (min. 100 GP)

Rk.	School	Pts. Allowed Per Game
1.	Alabama	17.2
2.	Georgia	17.3
3.	Ohio State	17.6
4.	Iowa	17.8
5.	Michigan	18.1
6.	Clemson	18.1
7.	Wisconsin	18.5
8.	Penn State	19.2
9.	San Diego State	20.0
10.	Notre Dame	20.8

TOP TOTAL DEFENSES SINCE 2014

Best total defenses since start of 2014 (min. 100 GP)

Rk.	School	Total Yds. Allowed Per Game
1.	Michigan	294.5
2.	Wisconsin	300.6
3.	Georgia	304.6
4.	Alabama	305.7
5.	Clemson	308.9
6.	Ohio State	310.4
7.	Iowa	315.3
8.	Penn State	321.6
9.	San Diego State	325.6
10.	Army West Point	336.2

MOST INTERCEPTIONS SINCE 2014

Below is a list of the most interceptions forced in the FBS since the beginning of the 2014 campaign.

Rk.	Team	INT
1.	Iowa	181
2.	San Diego State	173
3.	Clemson	170
4.	Alabama	167
5.	Brigham Young	163
6.	Oregon	158
7.	Western Kentucky	155
8.	Utah	154
9.	Appalachian State	153
	Texas	153

MOST TURNOVERS FORCED SINCE 2014

Below is a list of the most turnovers forced in the FBS since the beginning of the 2014 campaign.

Rk.	Team	TO Forced
1.	Clemson	279
2.	Memphis	274
3.	Alabama	269
4.	Louisiana Tech	259
5.	Iowa	258
6.	South Florida	256
7.	Utah	255
8.	Notre Dame	254
9.	Western Kentucky	252
10.	Brigham Young / Ohio State	250

12.	San Diego State	249

FEWEST INT. THROWN SINCE 2015

Fewest INT by an FBS team since 2015 (min. 100 GP).


Rk.	School	Int.
1.	Navy	57
2.	Army West Point	67
3.	Air Force	68
4.	Alabama	73
5.	San Diego State	75

(8.8 avg.) with a 75-yard punt return touchdown and 11 kickoffs for 247 yards (22.5 avg.).

Last year, Napier reeled in 43 receptions for 440 receiving yards, while leading the team with four receiving touchdowns. He also played a role in the return game with four kickoff returns for 103 yards and three punt returns for 27 yards. For his efforts, he was named an all-Mountain West honorable-mention selection in 2024.

- Jordan Napier was named to the Biletnikoff Award Watch List for the most outstanding receiver in FBS on Oct. 15. He's the first Aztec to make the list since Ezell Ruffin in 2014.
- Napier was recently named a midseason second-team All-American by Pro Football Network.
- In the receiving game, Napier ranks sixth in the Mountain West in total receptions (48, T-61st in FBS) and receptions per game (4.80, T-66th in FBS), and ninth in receiving yards (629, 75th in FBS) and receiving yards per game (62.90, 75th in FBS).
- Napier made nine catches for 151 yards and a touchdown against California on Sept. 20, then the most receiving yards since Jesse Matthews had 175 against No. 24/25 UTSA in the 2021 Frisco Bowl.
- Two weeks later against Colorado State on Oct. 3, Napier had seven receptions for a career-high 153 yards and a touchdown. The 153 yards were the most by an Aztec in Snapdragon Stadium history.
- Napier had his second straight 100-yard receiving game and third of the season (and career), all over the last four games, at Nevada on Oct. 11 with five catches for 110 yards. Napier also returned a punt 75 yards for a touchdown, SDSU's first punt return touchdown since Jordan Byrd had one against Idaho State on Sept. 10, 2022. The 75-yarder is SDSU's longest since BJ Busbee had a 90-yarder vs. Colorado State on Dec. 5, 2020.
- In the return game, Napier leads the Mountain West in total punt returns (22, T-2nd in FBS), punt returns per game (2.20, T-2nd in FBS), punt return yards (193, 17th in FBS), combined kick and punt return yards (439, 18th in FBS) and punt return average (8.77, 29th in FBS), and is tied for first in punt return touchdowns (1, T-6th in FBS), third in all-purpose yards per game (110.80, 21st in FBS) and all-purpose yards (1,108, 25th in FBS), tied for third in kick returns per game (1.10, T-48th in FBS) and total kick returns (11, T-49th in FBS), fifth in all-purpose yards per play (12.00, T-63rd in FBS) and sixth in kick return yards (246, T-57th in FBS).
- Napier returned seven punts for 73 yards (10.4 avg.) against Stony Brook on Aug. 28. The seven punts were easily the most in Snapdragon Stadium history, three more than Mekhi Shaw from SDSU on Nov. 4, 2023 vs. Utah State.

IN DENEGAL WE TRUST



Denegal

San Diego State football head coach Sean Lewis named Jayden Denegal the team's starting quarterback following practice on Aug. 13. Denegal spent three seasons at Michigan from 2022-24 and was the backup quarterback to J.J. McCarthy for the Wolverines' national

championship season in 2023. He appeared in seven games at Michigan, completing 4 of 5 passes for 50 yards and a touchdown, while also rushing four times for 10 yards. The Aug. 28 opener was his first career start and he was named a captain on Aug. 23 by his teammates.

Denegal was a three-year starter at Apple Valley High School, totaling more than 4,600 passing yards and 69 touchdowns in his career. As a senior in 2021, he completed 121 of 145 passes for 1,545 yards and 24 touchdowns, while running for 281 yards and eight scores en route to being named the Mojave River League Offensive Player of the Year.

Denegal becomes the fourth straight quarterback to start at San Diego State having never started at another institution. The others were Jalen Mayden, who went 9-11 from 2022-23, Danny O'Neil (3-8 in 2024) and Javance Tupou'ata-Johnson (0-1 in 2024). The previous three quarterbacks went a combined 12-20 for a .375 winning percentage.

On the season, Denegal is 121-for-203 for 1,564 yards and eight touchdowns and seven interceptions, while owning a 130.43 pass efficiency rating.

- Denegal ranks fourth the Mountain West in yards per completion (12.93, 26th in FBS), sixth in yards per attempt (7.70, 58th in FBS), seventh in pass efficiency rating (130.43), eighth in completion percentage (59.61) and total pass attempts (203), ninth in total completions (121), pass attempts per game (20.30), total offense per game (165.90), total offensive yards (1,659), total offensive yards per play (6.43) and total offensive plays (258), and 10th in passing yards (1,564), passing yards per game (156.40) and passing touchdowns (8).
- Denegal's 189.1 pass efficiency rating in October was the fifth highest in the country (min. 50 attempts).
- In the opener against Stony Brook on Aug. 28, Denegal was 13-for-25 for 207 yards and a touchdown without throwing an interception, while owning a 134.8 passing efficiency rating. Quarterbacks are now 25-24-1 in their first game as a starter at SDSU in its Division I history (since 1969), but 8-3 since 2015.
- Denegal was 13-for-16 for a career-high 256 yards, two touchdowns (first game with multiple touchdown passes) and on interceptions against Colorado State on Oct. 3. The 256.90 pass efficiency rating is the third-highest mark in SDSU's Division I history (since 1969) and highest since Kevin McKechnie's school-record mark of 291.81 vs. Navy on Sept. 5, 1997. It was also a Snapdragon Stadium record.
- Denegal followed up with a 14-for-17 game at Nevada on Oct. 11 for 205 yards, two touchdowns and no interceptions for a 222.47 pass efficiency rating.
- Denegal's first career interception came on his 94th attempt (vs. Northern Illinois on Sept. 27).
- Denegal had two rushing touchdowns in a 17-7 Aztec win over Boise State on Nov. 15. Denegal became the fifth Aztec quarterback since at least the 1996 season with multiple rushing touchdowns in a game (also Kevin O'Connell - 4, Jalen Mayden - 2, Jordan Brookshire - 1, Ryan Katz - 1).
- If you take away the 11 times Denegal has been sacked this season (for 82 yards), he has rushed 44 times for 177 yards (4.0 avg.)

HIGHEST PASS EFFICIENCY RATING IN SDSU'S DIVISION I ERA (SINCE 1969) (MIN. 12 ATT.)

Rk.	Name	Opponent, Date	C-A-I	Yds.	TD	Rating
1.	Kevin McKechnie	vs. Navy, 9/5/97	16-20-1	371	4	291.8
2.	Craig Penrose	vs. CS Fullerton, 10/4/75	8-12-0	163	3	263.3
3.	Jayden Denegal	vs. Colorado St., 10/3/25	13-16-0	256	2	256.9
4.	Jack Hawley	at Kansas, 9/25/99	19-24-0	343	3	240.5
5.	Kevin O'Connell	vs. Portland St., 9/22/07	19-31-0	443	5	234.6

and three touchdowns.

- Denegal's three rushing touchdowns are tied for the fourth most among quarterbacks in the Mountain West.

IT'S HEFTY LEFTY TIME



Plascencia

Senior kicker Gabriel Plascencia made the most of his first full season on The Mesa last season and is off to a great start this year. Plascencia, who played in four games in 2023, mainly as the kickoff specialist, before saving his redshirt campaign, was 13-for-14 (.929) on the year in field goal attempts. He's also been the main kickoff specialist as well.

This season, Plascencia has made 17 of 19 field goal attempts for a 89.5 field goal percentage and all 26 PATs. He's also kicked off 38 times for a 64.1 average with 30 touchbacks.

Below are some notes on Plascencia, who earned a scholarship after the 2024 spring season.

- Plascencia was named the 2025 Mountain West Preseason Special Teams Player of the Year. He's SDSU's third MW preseason special teams player of the year over the last four seasons (also KR/PR Jordan Byrd in 2022 and P/K Jack Browning in 2023).
- Plascencia was recently named a midseason second-team All-American by Pro Football Network.
- Plascencia is 34-for-37 on field goal attempts for his career. The 91.9 percentage is the second-highest mark in NCAA FBS history (min. 1.2 field goals per game and 30 made field goals).
- Plascencia made 26 consecutive field goals before missing his second attempt against Wyoming on Nov. 1, which was longest streak in program history, the longest in Mountain West history and the longest active streak in the country.
- Plascencia went 427 days without missing a field goal from Aug. 31, 2024 to Nov. 1, 2025.
- Plascencia was 13-for-14 last season in field goal attempts. The 92.9 field goal percentage was a school record.
- This season, Plascencia is at 17-for-19 (.895), which is ranked in a tie for third in SDSU single-season history (min. 10 att.).
- Plascencia has 13 career games with multiple field goals, including six this year.
- Plascencia made a pair of field goals in SDSU's 6-3 win at Northern Illinois on Sept. 27, including a 25-yarder as time expired. It was the first time the Aztecs won a regulation game with no time left since Sept. 10, 1994 vs. California when Peter Holt hit a 32-yard field goal with no time left in a 22-20 win. Those are the only two walkoff wins for SDSU since at least the 1982 season.
- Plascencia hit a 53-yard field goal vs. Colorado State on Oct. 4. It was a career long, the longest in Snapdragon Stadium history, tied for the seventh longest in program history and the longest since Jack Browning hit a school-record long of 61 yards at Air Force on Sept. 30, 2023.
- Plascencia tied a career high with three field goals at Nevada on Oct. 11 and had another three at Fresno State on Oct. 25. For the Fresno State game, he was named the Mountain West Special Teams Player of the Week for the first time of his career.
- This season, Plascencia ranks in a tie for first in the Mountain West in PAT percentage (100.00, T-1st in FBS), second in made field goals per game (1.70, T-13th in FBS), total field goals made (17, T-15th in FBS), kickoff touchback percentage (78.95, T-21st in FBS) and kickoff average (64.05, 27th in FBS), third in field goal percentage (89.47, 21st in FBS), attempted field goals per game (1.90, T-22nd in FBS) and field goal attempts (19, T-23rd in FBS), fourth in total points (77, T-48th in FBS) and points per game (7.70, T-49th in FBS), tied for fourth in total kickoff touchbacks (30, T-68th in FBS), tied for ninth in total kickoffs (38), and 10th in points responsible for (77) and points responsible for per game (7.70).
- Last year, Plascencia led the Mountain West in field goal percentage (92.86, T-9th in FBS), and was third in made field goals per game (1.18, T-50th in FBS), tied for fourth in made field goals (13, T-73rd in FBS), tied for sixth in field goals attempted per game (1.27), tied for seventh in kickoff touchbacks (23), eighth in kickoff touchback percentage (46.00), total kickoffs (8), kickoff yards (2,980) and kickoff average (59.60), and 10th in field goal attempts (14).

■ HIGHEST FIELD GOAL PERCENTAGE / FBS HISTORY (MIN. 1.2 FGM PER GAME + 30 FGM)

Rk.	Name, School	Years	Pct.
1.	Laith Marjan, South Alabama/Kansas	2024-	.938
2.	Gabe Plascencia, San Diego State	2023-	.919
3.	Alex Henery, Nebraska	2007-10	.895
4.	Kensei Matsuzawa, Hawai'i	2024-	.895
5.	Tanner Brown, UNLV/Oklahoma State	2020-22	.886

■ HIGHEST FIELD GOAL PERCENTAGE / SDSU CAREER (MIN. 25 ATT.)

Rk.	Name, Year	Pct.
1.	Gabe Plascencia, 2023-	.919
2.	Chris O'Brien, 1984-85	.875
3.	John Baron II, 2016-18	.833
4.	Donny Hageman, 2014-15	.787
5.	Jack Browning, 2021-23	.745

HUNTER THE PUNTER



Green

Aztec junior punter Hunter Green has continued the excellence of the punting position at San Diego State. Green, in his first season at SDSU after spending the previous three years at Northern Colorado at the FCS level, replaced first-team all-Mountain West punter Tyler Pastula. Before Pastula, Jack Browning was a two-time all-conference selection and the 2022 MW Special Teams Player of the Year and Matt Araiza was the 2021 Ray Guy Award winner for the top punter in the country and was the MW Special Teams Player of the Year.

Green was added to the Ray Guy Award Watch List for the top punter in the country on Sept. 3.

So far this season, Green has punted 48 times for 2,291 yards and a 47.7 average with 19 50-yarders and a long of 67 yards, and 18 inside the 20-yard line. He's also kicked off 17 times for 1,094 yards (64.4 avg.) with 13 touchbacks.

- Last year, Green ranked fifth in FCS last year in punt average (46.3). The 46.3 average would've ranked fifth in FBS last year and eclipsed the all-MW first-team punter Tyler Pastula of San Diego State (46.1).

■ MOST PUNTS OF AT LEAST 67 YARDS / 2025 / FBS

Rk.	Name, School	67+yd. P
1.	Hunter Green, SDSU	2
	Dylan Drennan, Buffalo	2
	John Hoyet Chance, La. Tech	2
	Billy Gowers, Hawaii	2
	Gabe Nwosu, Penn State	2
5.	27 others tied at	1

MOUNTAIN WEST STANDINGS / SINCE 2013

Below is a look at the best Mountain West records in league games since the current 12-team conference began in 2013 (includes championship & bowl games; through Nov. 15).

Rk.	Team	W	L	Pct.	GB
1.	Boise State	86	20	.811	--
2.	San Diego State	67	35	.657	17.0
3.	Fresno State	61	43	.587	24.0
4.	Utah State	59	42	.584	24.5
5.	Air Force	53	45	.541	29.0
6.	Colorado State	47	51	.480	35.0
7.	Wyoming	44	56	.440	39.0
8.	Nevada	41	50	.406	37.5
9.	San José State	43	56	.434	39.5
10.	UNLV	40	61	.396	43.5
11.	Hawai'i	37	66	.359	47.5
12.	New Mexico	28	72	.280	55.0

MOST GAMES / CONSECUTIVE GAMES

Most Games Played	Games
Deshawn McCuin, S	54
Mister Williams, LB	54
Bayo Kannike, OL	48
Christian Jones, OL	47
DJ Herman, LB	46

Consecutive Games Played	Streak
Christian Jones, OL	47
Bryce Phillips, CB	44
Niles King, EDGE	38
Trey White, EDGE	37

2025 CAPTAINS

Name	SDSU Letters
Jayden Denegal, QB	n/a
DJ Herman, LB	2022-23-24
Chris Johnson, CB	2022-23-24
Tano Letuli, LB	2023
Ross Ulugalu-Maseuli, OL	2022-23-24
Trey White, Edge	2023-24

SDSU FUTURE NON-LEAGUE SCHEDULES

2026	2031
Sept. 5 at Portland State	Sept. 6 at Oklahoma
Sept. 12 at UCLA	Sept. 13 UCLA
Sept. 26 at Toledo	Sept. 20 Northern Illinois

2027	2033
Sept. 3 at Eastern Michigan	Sept. 10 Missouri
Sept. 11 Missouri	Sept. 24 at Louisiana Tech
Sept. 18 at Oklahoma	

2028	2034
Sept. 2 at Missouri	Sept. 9 at Missouri
Sept. 9 Arizona State	Sept. 23 Louisiana Tech
Sept. 23 Louisiana Tech	

2029
Sept. 1 Oklahoma
Sept. 15 at Arizona State
Sept. 22 at Louisiana Tech

2030
Sept. 21 Central Michigan

DEFENSIVE SCORING PLAYS (SINCE 2009)

2025

Tano Letuli.....	31-yd INT at Fresno State (0.25)
Chris Johnson.....	45-yard INT at Nevada (0.11)
Dwayne McDougle.....	35-yard FR after Dalsean Staley's FF
	vs. California (S.20)
Chris Johnson.....	97-yard INT vs. California (S.20)

2024

Eric Butler.....	43-yard INT at Wyoming (0.12)
Tano Letuli.....	0-yard FR after Trey White's FF
	vs. Texas A&M-Commerce (A.31)
JD Coffey.....	45-yard INT vs. Texas A&M-Commerce (A.31)

2023

Deshawn McQuin.....	70-yard INT at Hawai'i (0.14) (TD)
---------------------	------------------------------------

2022

Jonah Tavai.....	Sacked QB in end zone vs. SJSU (N.12) (Safety)
Patrick Morris.....	30-yard FR after Michael Shawcroft's FF
	at Nevada (0.22) (TD)

2021

Andrew Aleki.....	17-yard INT at UNLV (N.19) (TD)
Andrew Aleki.....	25-yard INT vs. New Mexico State (S.4) (TD)

2020

Darren Hall.....	57-yard INT at Colorado (N.28) (TD)
Segun Olubi.....	71-yard INT vs. Hawai'i (N.14) (TD)

2019

Darren Hall.....	20-yard FR after Tariq Thompson's FF
	vs. Central Michigan (D.21) (TD)

2017

Tariq Thompson.....	83-yard INT vs. Northern Illinois (S.30) (TD)
---------------------	---

2016

Ron Smith.....	54-yard INT vs. Houston (D.17) (TD)
Damontae Kazee.....	54-yard INT vs. Hawai'i (N.5) (TD)
Ron Smith.....	14-yard INT vs. Hawai'i (N.5) (TD)
Malik Smith.....	28-yard INT at Utah State (O.28) (TD)
Ronley Lalakala.....	9-yard INT vs. California (S.10) (TD)

2015

Alex Barrett.....	43-yard INT vs. Cincinnati (D.24) (TD)
Damontae Kazee.....	55-yard INT at Colorado St. (O.31) (TD)
Calvin Munson.....	67-yard INT vs. San Diego (S.6) (TD)
	19-yard INT vs. San Diego (S.6) (TD)

2014

Calvin Munson.....	56-yard INT vs. Air Force (N.21) (TD)
--------------------	---------------------------------------

2013

J.J. Whittaker.....	18-yard INT vs. Boise State (N.23) (TD)
---------------------	---

2012

Everett Beed.....	52-yard FR vs. Air Force (N.10) (TD)
Leon McFadden.....	96-yard INT at Fresno State (S.29) (TD)
Eric Pinkins.....	32-yard INT at Fresno State (S.29) (TD)
Leon McFadden.....	28-yard INT vs. North Dakota (S.15) (TD)

2010

Jerome Long.....	FR in end zone after Rob Andrews' FF
	at TCU (N.13) (Safety)

2009

Luke Laolagi.....	55-yard INT at UNLV (N.28) (TD)
Dey Juan Hemmings.....	14-yard FR after Ernie Lawson's FF
	vs. New Mexico State (O.3) (TD)
Team.....	QB fell in end zone vs. So. Utah (S.12) (Safety)

- The 46.3 average would've ranked third in SDSU single-season history.
- Including FCS play, Green is averaging 45.7 yards per punt for his career, which is first among all active FBS and FCS punters (min. 150 punts).
- This year, Green ranks in a tie for first in the Mountain West in punts inside the 20-yard line (18, T-12th in FBS), second in punt average (47.73, 4th in FBS), third in net punt average (41.79, 21st in FBS), and tied for third in total punts (48, T-27th in FBS) and punts per game (4.80, T-27th in FBS).
- Green punted four times for 209 yards and a 52.3 average in the opener with Stony Brook on Aug. 28 with a long of 67 yards. His 52.3 average was the second best for an Aztec in a season opener in their Division I history (since 1969), while the 67-yarder was the third longest.
- The 67-yard punt was the longest in Snapdragon Stadium history.
- Green had another 67-yard punt at Washington State on Sept. 6.
- Green is one of only five players in the country with multiple punts of at least 67 yards.
- Green was named to the Ray Guy Award "Ray's 8" honor roll for his play at Northern Illinois on Sept. 7 when he punted six times for 282 yards (47.0 avg.) with a long of 63. Five of his six punts landed inside the 20-yard line.
- Green averaged 54.3 yards per punt at Nevada on Oct. 11, punting three times for 163 yards with two inside the 20 and a long of 61 yards.
- Green punted four times for 216 yards (54.0 avg.) with a long of 63 yards at Hawai'i on Nov. 8.

BULLET NOTES - OFFENSE

- Sean Lewis is in his second season at San Diego State. One of the most innovative minds in college football over the past decade, Lewis was named the 19th head coach in the history of the San Diego State football program on Nov. 29, 2023. Lewis, 39, brings an extensive résumé to The Mesa, serving as head coach at Kent State from 2018-22 before spending the 2023 campaign as offensive coordinator/quarterbacks coach at Colorado under head coach Deion Sanders. He has also witnessed great success as a coordinator/assistant coach in stops at Syracuse (2016-17), Bowling Green (2014-15) and Eastern Illinois (2012-13). Colorado ranked sixth in the country in passing offense (330.0) last season when Lewis was calling plays and 39th in scoring (32.1). In 2021, Kent State set program records in plays (1,052), yards (6,907), first downs (364), rushing yards (3,482) and passing yards (3,425). In 2020, Kent State ranked first in scoring (49.8) and total offense (606.5), second in pass efficiency rating (191.2) and third down conversion percentage (56.1), third in rushing (283.0) and fourth down conversion percentage (87.5), and 10th in passing (323.5).
- Three other assistant coaches on the Aztec offensive staff have previous offensive coordinator experience, including offensive coordinator/quarterbacks coach Matt Johnson (2023 offensive coordinator at Kent State), run game coordinator Mike Schmidt (2023 run game coordinator at Mississippi State, 2022 run game coordinator at Syracuse) and pass game coordinator Lane Sampson (2023 co-offensive coordinator/2022 pass game coordinator at Austin Peay). Additionally, senior offensive analyst Ryan Lindley was SDSU's offensive coordinator in 2023.
- San Diego State returns two offensive starters from last year, including C Ross Ulugalu-Maseuli and T Christian Jones.

OFFENSIVE NUMBERS

- The Aztecs returned only 82 yards of total offense, the second fewest in the country according to a preseason FBS athletic communications survey.
- SDSU also only returns 36 points scored, the third fewest in the country.
- **San Diego State is 74-22 since 2015 when scoring just 20 or more points (6-0 this year).**
- **The Aztecs are 55-5 the last 60 times they have scored at least 30 points (4-0 this season).**
- SDSU has won 24 straight games when scoring 40 points (3-0 this year).
- **In San Diego State's eight wins this year, it's outscoring the opposition, 235-51, (29.4-6.4).**
- SDSU beat Stony Brook, 42-0, on Aug. 28, winning without trailing for the first time since winning at New Mexico, 34-10, on Nov. 18, 2022.
- San Diego State hasn't trailed in six of its eight wins this year (also Stony Brook on Aug. 28, California on Sept. 20, Colorado State on Oct. 3, at Nevada on Oct. 11, at Fresno State on Oct. 25 and vs. Boise State on Nov. 15).
- **The Aztecs are outscoring the opposition, 162-38, in four home games this season.**
- San Diego State has been shut out just three times over its last 239 games (streak started on Nov. 25, 2006).
- San Diego State has a 100-yard rusher and 100-yard receiver three times in 22 games in the Sean Lewis era, including the Colorado State game this year on Oct. 3.
- The Aztecs started three different offensive line combinations in 12 games last year with 12 different offensive linemen logging snaps. This year, SDSU has started one different combination in 10 games with 10 players logging snaps.
- **The Aztecs are one of only nine schools to start the same starting five on the offensive line in every game this season (also Duke, Iowa, Kansas, Maryland, Miami (Fla.), Minnesota, Old Dominion and Texas Tech).**
- Despite starting the same five, only one Aztec - LT Christian Jones - has yet to exit a game due to injury.
- SDSU is 30-6 since 2011 when having at least 36 minutes of time of possession (1-0 this season).
- The Aztecs are 5-1 this season when not committing a turnover (San Diego State won 11 straight games when not committing a turnover until falling at Central Michigan, 22-21, on Sept. 28, 2024).
- San Diego State had gone five consecutive games without having a turnover until committing two in a 6-3 win at Northern Illinois on Sept. 27, which is the longest streak in its Division I history (since 1969) and was tied with UConn for the longest active streak in FBS play at the time.

**TEAMS TO START THE SAME
OFFENSIVE LINE IN EVERY
GAME / 2025**

Team	Record
Texas Tech	10-1
San Diego State	8-2
Miami (Fla.)	8-2
Old Dominion	7-3
Iowa	6-4
Minnesota	6-4
Duke	5-5
Kansas	5-5
Maryland	4-6

- The Aztecs have not recorded a turnover in eight of their last 12 games.
- Since the beginning of 2012, SDSU is 42-8 when not committing a turnover, 86-25 when committing one turnover or less and 25-38 when committing multiple turnovers in the same game.
- San Diego State has one turnover or less in 58 of its last 82 games and in 76 of its last 109 games.
- **The Aztecs have won 56 of their last 62 games (56-6) when committing fewer turnovers than their opponent dating back to 2012 and 23 of their last 27 games (23-4) dating back to 2020 (3-0 this season).**
- SDSU snapped a 14-game losing streak when committing more turnovers than its opponent in a 6-3 win at Northern Illinois on Sept. 27.
- Last season, the Aztecs scored 51 points off 12 turnovers forced, while their opponents scored 36 points off nine turnovers. This year, SDSU has 51 points off 13 opponent turnovers, while its opponent has seven points off 10 San Diego State turnovers.
- San Diego State played in three consecutive turnover-free games (includes both teams in the game) (Nov. 30, 2024 vs. Air Force, Aug. 28, 2025 vs. Stony Brook and Sept. 6 at Washington State) for the first time in its Division I history (since 1969). Prior to this stretch, SDSU had never played in two consecutive turnover-free games in its DI history, let alone three.
- The three straight games without a turnover was tied for the longest streak in FBS play since at least the 1996 season, joining a three-game stretch by Rutgers in the 2008 season (Oct. 4-18).
- SDSU is 65-18 in its last 83 games when owning an edge in time of possession (7-0 this season).
- The Aztecs are 42-14 over the last 56 games when winning the field position battle.
- San Diego State lost only one fumble last season, which is tied for the fewest in a season in NCAA FBS history. The other schools with just one fumble lost on a season are Bowling Green in 1996, Miami (Ohio) in 1998, Northern Illinois in 2004 and Iowa State in 2017.
- The Aztecs have only lost three fumbles this season, which is tied for the 15th fewest in the country (No. 1 in MW).
- San Diego State's 42-point margin of victory (42-0) vs. Stony Brook in the opener on Aug. 28 is its largest in a game since beating San Jose State by 45 points (52-7) on Nov. 4, 2017 and largest in Snapdragon Stadium history.
- SDSU outgained Stony Brook by 369 yards, its largest margin in a game since a DI school-record 448-yard advantage vs. San Jose State on Nov. 4, 2017. It was the largest margin in Snapdragon Stadium history.
- San Diego State scored on its opening drive vs. Stony Brook for a second straight game (also a touchdown vs. Air Force in 2024 season finale). The Aztecs went scoreless on their opening drive for the first 11 games last year.
- SDSU has gone two consecutive season openers (2024 vs. Texas A&M-Commerce and 2025 vs. Stony Brook) without a turnover for the first time in its Division I history (since 1969).
- **In a 34-0 win over California on Sept. 20, SDSU recorded its largest margin of victory (34 points) against a team from a Power 5 conference in its Division I history (since 1969).**
- **San Diego State's 34-point victory is tied for the fourth-most lopsided shutout by a non-Power 5 conference team against a power conference team since 2000, trailing only a 59-0 victory by Brigham Young over UCLA in 2008, a 45-0 win by South Florida over Syracuse in 2023 and a 38-0 win by East Carolina vs. Duke in 2000.**
- The Aztecs beat Colorado State, 45-24, on Oct. 3, scoring their most points in a Mountain West game since winning at San Jose State, 52-7, on Nov. 4, 2017.
- The 45 points were the most by San Diego State in the series with the Rams since scoring 48 on Sept. 28, 1985 (W, 48-23).
- San Diego State's 45 points were its most against a FBS opponent since 48 against Central Michigan in the 2019 New Mexico Bowl.
- SDSU's 540 yards against CSU were its most since gaining 570 at Utah State on Oct. 31, 2020 and most by an Aztec team in Snapdragon Stadium history.
- It was the first time the Aztecs had over 300 yards in the first half of a game (313) since November 14, 1992, against Hawai'i (362).
- The Aztecs averaged 8.18 yards per offensive play vs. Colorado State, their highest mark since averaging 9.03 yards per play vs. Army West Point in the 2017 Armed Forces Bowl. It was SDSU's highest mark in Snapdragon Stadium history.
- San Diego State was 7-for-11 on third down vs. the Rams, its best percentage (63.6) since going 11-for-13 (84.6 pct.) at San Jose State on Nov. 4, 2017.
- The 45-24 win vs. CSU was its first by that score in SDSU's DI history.
- The Aztecs then beat Nevada, 44-10, on Oct. 11. SDSU has consecutive 40-point games for the first time since 2017 (52 at San Jose State on Nov. 4 and 42 vs. Nevada on Nov. 18).
- After scoring just 19 points in their first two road games this season, the Aztecs scored 44 at Nevada.
- That was the first 44-10 game in San Diego State's Division I history (since 1969).
- SDSU scored 35 points in the first half vs. the Wolf Pack, matching its most in a first half since at least the 2000 season.
- San Diego State's five first half touchdowns were its most since scoring five at Arizona on Sept. 11, 2021.
- San Diego State committed its fewest penalties (2) in the Sean Lewis era against Boise State on Nov. 15 and fewest since committing just two vs. Fresno State on Nov. 25, 2023 in the last game of the Brady Hoke era.

■ LARGEST MARGIN OF VICTORY VS. A POWER CONFERENCE OPPONENT / SDSU'S DIVISION I ERA (SINCE 1969)

Pts	Opponent, Date	Score
34	vs. California, 9/20/25	34-0
32	vs. Arizona, 11/10/79	42-10
31	vs. Minnesota, 9/25/93	48-17
29	vs. Oklahoma St. 11/27/92	35-6
28	vs. Kansas, 9/25/99	41-13

■ LARGEST MARGIN OF VICTORY FOR A NON-POWER 5 SCHOOL VS. A POWER CONFERENCE OPPONENT / SINCE 2000

Score	Non-Power 5 vs. P5	Year
59-0	Brigham Young vs. UCLA	2008
45-0	South Florida vs. Syracuse	2023
38-0	East Carolina vs. Duke	2000
34-0	SDSU vs. California	2025

RUSHING OFFENSE

- The Aztecs returned only 34 rushing yards from a year ago, the second fewest in the country according to a preseason FBS athletic communications survey.
- **San Diego State is 62-2 the last 64 times it has rushed for at least 200 yards (5-0 this season) and is 59-1 in its last 60 regular-season games when rushing for 200-plus yards.**

SPECIAL TEAMS SCORING PLAYS SINCE 2011

2025

Jordan Napier75-yard PR at Nevada (0.11) (TD)

2022

Jordan Byrd95-yard KR vs. San José State (N.12) (TD)
 Tyrell ShaversPunt block; Returned for touchdown (S.30) (TD)
 Jordan Byrd66-yard PR vs. Idaho State (S.10) (TD)
 TeamPunt block; Jaylon Armstead returned for atouchdown vs. Arizona (S.3) (TD)

2021

Tyrell ShaversPunt block; Trenton Thompson returned fortouchdown vs. Towson (S.25) (TD)
 Jordan Byrd100-yard KR vs. Utah (S.18) (TD)
 Kaegun WilliamsPunt block; Tyrell Shavers returned fortouchdown at Arizona (S.11) (TD)

2020

Jordan Byrd93-yard KR vs. Colorado State (D.5) (TD)
 BJ Busbee90-yard PR vs. Colorado State (D.5) (TD)

2019

Trenton ThompsonPunt block; Caden McDonald returned fortouchdown at UNLV (10.26) (TD)
 Kaegun Williams95-yard KR vs. San José State (0.19) (TD)

2018

Kaelin HimphillPunt block; Trenton Thompson returned fortouchdown vs. Air Force (0.12) (TD)

2017

Juwan Washington78-yard KR vs. Army West Point (D.23) (TD)
 Rashaad Penny100-yard KR vs. Nevada (N.18) (TD)
 Rashaad Penny70-yard PR vs. Nevada (N.18) (TD)
 Juwan Washington96-yard KR vs. Northern Illinois (S.30) (TD)
 Rashaad Penny99-yard KR at Arizona State (S.9) (TD)

2016

Juwan Washington92-yard KR at Wyoming (N.19) (TD)
 Rashaad Penny93-yard KR at Wyoming (N.19) (TD)
 Rashaad Penny100-yard KR vs. California (S.10) (TD)

2015

Rashaad Penny100-yard KR vs. Cincinnati (D.24) (TD)
 Damontae Kazee66-yard PR at UNLV (N.21) (TD)
 Rashaad Penny100-yard KR at Penn State (S.26) (TD)
 Rashaad Penny97-yard KR vs. San Diego (S.5) (TD)

2014

Lloyd Mills67-yard PR vs. Northern Arizona (A.30) (TD)

2013

Tim Vizzi71-yard PR at UNLV (N.30) (TD)
 Tim Vizzi41-yard PR vs. Boise State (N.23) (TD)
 TeamFumbled punt out of end zone (0.4) (Safety)
 Sam MeredithPAT block; David Lamar returned fordef. PAT at New Mexico State (S.28) (2 pts.)

2012

Colin Lockett100-yard KR at Boise State (N.3) (TD)
 Colin Lockett96-yard KR vs. Army (S.8) (TD)

2011

Brandon Davis98-yard KR at Air Force (0.13) (TD)
 Colin Lockett94-yard KR vs. Cal Poly (S.3) (TD)

AZTECS IN THE NFL (AS OF NOV. 15, 2025)

(According to Sam Meyers * - practice squad player; ^ - injured list)

Active Rosters: 11
Practice Rosters: 3
Injured List: 0
Total: 14

CURRENT NFL TEAM

SDSU LETTERS

ARIZONA CARDINALS

Aaron Brewer, LS
*Darren Hall, S

2008-09-10-11
2018-19-20

BUFFALO BILLS

Tyrell Shavers, WR

2021-22

CLEVELAND BROWNS

Damontae Kazee, S
Cameron Thomas, LB

2013-14-15-16
2019-20-21

INDIANAPOLIS COLTS

Segun Olubi, LB

2020-21

KANSAS CITY CHIEFS

Matt Araiza, P
Cooper McDonald, LB
Josh Simmons, OL

2019-20-21
2022-23
2022

MIAMI DOLPHINS

Daniel Brunskill, OL

2013-14-15-16

NEW YORK GIANTS

Daniel Bellinger, TE
*Patrick McMorris, S

2018-19-20-21
2020-21-22

LOS ANGELES RAMS

*Mark Redman, TE

2022-23

TENNESSEE TITANS

Brandon Crenshaw-Dickson, OL

2021-22-23

SDSU MOUNTAIN WEST PLAYERS OF THE WEEK

San Diego State has yet to earn a Mountain West Player-of-the-Week award this season. Below is a list of the Aztec student-athletes that have received the honor this season. *No.* - indicates the number of honors that player has earned in his career.

Date (Opp.)	Player	Award	No.
Sept. 22 (Cal)	Dalesean Staley	Defensive	1
Oct. 27 (FS)	Gabe Plascencia	Special Teams	1

- The Aztecs have won 21 straight games when rushing for at least 200 yards.
- San Diego State had two 100-yard rushers vs. Colorado State on Oct. 4 (Byron Cardwell - 129 and Lucky Sutton - 113) for the first time since Sept. 14, 2019 at New Mexico State. The Aztecs are now 30-1 in those occasions, including a 20-game win streak.
- SDSU is 33-1 in its Division I era (since 1969) when rushing for at least 300 yards in a game (0-0 this season).
- SDSU's rushing average this season by down - 1st: 5.3, 2nd: 4.2; 3rd: 3.4 and 4th: 2.6.
- San Diego State's rushing average this season by quarter - 1st: 4.6; 2nd: 4.6; 3rd: 4.6 and 4th: 4.4 - and by half - 1st: 4.6 and 2nd: 4.5.
- In the opener against Stony Brook on Aug. 28, San Diego State had its most rushing first downs (14) since rushing for 14 at Arizona on Sept. 11, 2021. It matched the Aztecs' most since getting 18 at Utah State on Oct. 31, 2020.
- SDSU's 54 rushing attempts were the most in a season opener in its Division I history (since 1969) (also Snapdragon Stadium), while its four rushing scores tied a best in a season opener (tied for most in Snapdragon Stadium).
- The Aztecs ran for 281 yards vs. Colorado State on Oct. 3, their most against an FBS opponent since running for 326 vs. Hawai'i on Nov. 14, 2020.
- SDSU lost only two yards rushing vs. the Rams, its fewest since losing one yard at UNLV on Nov. 21, 2015.
- San Diego State rushed for 277 rushing yards against Boise State on Nov. 15, the most allowed by BS since a 280-yard effort by UCLA in the 2023 Los Angeles Bowl and the most in a conference game since Wyoming had 278 on Nov. 19, 2022.
- SDSU averaged 6.02 yards per rush attempt in the Boise State game, its highest mark against a FBS school since averaging 6.58 yards vs. Toledo on Sept. 24, 2022 and highest in a Mountain West game since averaging 6.39 yards per carry vs. Hawai'i on Nov. 14, 2020.
- RB Lucky Sutton has rushed for 1,048 yards and eight touchdowns on the season.
- Sutton is the 20th different Aztec with a 1,000-yard rushing season in program history (28th time overall).
- Sutton's 1,048 yards are the 23rd most in SDSU single-season history.
- Sutton has five 100-yard games (out of 10 played) this season.
- Sutton leads the Mountain West in rushing yards (1,048, 6th in FBS), rushing yards per game (104.80, 6th in FBS), total rush attempts (197, T-7th in FBS), rush attempts per game (19.70, T-7th in FBS) and total all-purpose plays (199, 12th in FBS), tied for second in rushing touchdowns (8, T-50th in FBS), fourth in all-purpose yards (1,046, 38th in FBS), fifth in all-purpose yards per game (104.60, 40th in FBS) and rushing yards per carry (5.32, 53rd in FBS), and seventh in total touchdowns (8).
- Sutton rushed for his first career 100-yard game in the opener against Stony Brook on Aug. 28 with 100 yards on 23 carries (4.3 avg.). Sutton became the 85th different Aztec with a 100-yard rushing game and it was the 18th 100-yard game in an Aztec season opener. Sutton had five carries for 35 yards last season and entered the game with 200 career yards on 37 carries. He scored his first two touchdowns since scoring his only two against Hawai'i on Oct. 14, 2023.
- Sutton notched another 100-yard game against Colorado State on Oct. 3, rushing for a then career-high 113 yards and two touchdowns on 21 attempts. He had his third career multiple touchdown game (two this season).
- Sutton recorded his third 100-yard rushing game of the season (and career) with a then career-high 131 yards on 21 carries (6.2 avg.) with a touchdown at Fresno State on Oct. 25.
- Sutton notched his second straight 100-yard rushing game for the first time of his career with a career-high 158 yards on 28 attempts (5.6 avg.) with a touchdown vs. Wyoming on Nov. 1. Included in the 158 yards was a career-long 50-yard run to score and seal the Aztec 24-7 win in his final attempt in the fourth quarter.
- Sutton ran for 150 yards and 25 attempts (6.0 avg.) vs. Boise State on Nov. 15, his fifth 100-yard game of the year and second 150-yard effort. Sutton became the first player to run for at least 150 yards against Boise State since Wyoming's Titus Swen had 212 on Nov. 19, 2022. He's just the fifth player to run for at least 150 vs. Boise State in the last 10 years and the most ever by an Aztec vs. the Broncos.
- RB Byron Cardwell Jr. ran for a career-high 129 yards and a touchdown on just 15 attempts vs. Colorado State on Oct. 3. It was his second career 100-yard rushing game and first since having 127 yards against Colorado while playing for Oregon on Oct. 30, 2021. He became the 86th different Aztec with a 100-yard rushing game, scoring his first touchdown since Sept. 10, 2022 against Eastern Washington while playing for Oregon.
- WR Parker Threatt scored his first career rushing touchdown for five yards vs. Stony Brook on Aug. 28 in his first time touching a ball in a college game.
- If you take away the 11 times QB Jayden Denegal has been sacked this season (for 82 yards), he has rushed 44 times for 177 yards (4.0 avg.) and three touchdowns.
- Denegal's three rushing touchdowns are tied for the fourth most among quarterbacks in the Mountain West.
- Denegal had two rushing touchdowns in a 17-7 Aztec win over Boise State on Nov. 15. Denegal became the fifth Aztec quarterback since at least the 1996 season with multiple rushing touchdowns in a game (also Kevin O'Connell - 4, Jalen Mayden - 2, Jordan Brookshire - 1, Ryan Katz - 1).
- If you take away the one time QB Bert Emanuel, Jr. has been sacked this season (for eight yards), he has rushed 20 times for 106 yards (5.3 avg.).

150-YARD RUSHING GAMES VS. BOISE STATE SINCE 2016

Date	Name, School	Yards
Nov. 15, 2025	Lucky Sutton, San Diego State	150
Nov. 19, 2022	Titus Swen, Wyoming	212
Sept. 21, 2021	Jaylen Warren, Oklahoma State	218
Sept. 2, 2021	Isaiah Bowser, UCF	172
Nov. 11, 2017	Dalyn Dawkins, Colorado State	161

PASSING OFFENSE

- San Diego State returns only 48 passing yards from a year ago (none by a quarterback), which is the fourth fewest in the country according to a preseason FBS athletic communications survey).
- Since the start of the 2015 season, San Diego State has thrown 75 interceptions, the fifth fewest in the country behind option teams Navy's 57 (min. 100 GP), Army West Point (67) and Air Force (68), and also Alabama (74).

In contrast, Hawai'i has thrown 147 interceptions over that span, which is the most since 2015.

- SDSU has won five of its last six games when throwing for at least 300 yards.
- The Aztecs outpassed Stony Brook by 190 yards in the opener on Aug. 28, their largest margin since a 199-yard edge at New Mexico on Nov. 3, 2018 and their largest in a game at Snapdragon Stadium.
- San Diego State posted an 83.3 completion percentage (15-for-18) against California on Sept. 20, tied for its fourth-highest mark in a game in its DI history (since 1969).
- The Aztecs' 235.31 pass efficiency rating vs. Colorado State on Oct. 3 was the fourth-highest mark in its Division I history (since 1969) and its highest since recording a 245.66 mark at San Jose State on Nov. 4, 2017. It was also a Snapdragon Stadium record.
- SDSU followed with a 210.11 mark at Nevada on Oct. 11, its highest mark in a road game since a 213.15 mark at Arizona on Sept. 11, 2021.
- San Diego State had consecutive games with at least a 200 pass efficiency rating since the final games of the 2015 season (Dec. 5 vs. Air Force in the Mountain West Championship game and Dec. 24 vs. Cincinnati in the Hawai'i Bowl).
- Jayden Denegal was named SDSU's starting quarterback following practice on Aug. 13. The Michigan transfer became the fourth straight quarterback to start at San Diego State having never started at another institution. The others were Jalen Mayden, who went 9-11 from 2022-23, Danny O'Neil (3-8 in 2024) and Javance Tupou'ata-Johnson (0-1 in 2024). The previous three quarterbacks went a combined 12-20 for a .375 winning percentage.
- Denegal was named a captain on Aug. 23 as voted on by his teammates.
- Denegal ranks fourth the Mountain West in yards per completion (12.93, 26th in FBS), sixth in yards per attempt (7.70, 58th in FBS), seventh in pass efficiency rating (130.43), eighth in completion percentage (59.61) and total pass attempts (203), ninth in total completions (121), pass attempts per game (20.30), total offense per game (165.90), total offensive yards (1,659), total offensive yards per play (6.43) and total offensive plays (258), and 10th in passing yards (1,564), passing yards per game (156.40) and passing touchdowns (8).
- Denegal's 189.1 pass efficiency rating in October was the fifth highest in the country (min. 50 attempts).
- In the opener against Stony Brook on Aug. 28, Denegal was 13-for-25 for 207 yards and a touchdown without throwing an interception, while owning a 134.8 passing efficiency rating. Quarterbacks are now 25-24-1 in their first game as a starter at SDSU in its Division I history (since 1969), but 8-3 since 2015.
- Denegal was 13-for-16 for a career-high 256 yards, two touchdowns (first game with multiple touchdown passes) and on interceptions against Colorado State on Oct. 3. The 256.90 pass efficiency rating is the third-highest mark in SDSU's Division I history (since 1969) and highest since Kevin McKechnie's school-record mark of 291.81 vs. Navy on Sept. 5, 1997. It was also a Snapdragon Stadium record.
- Denegal followed up with a 14-for-17 game at Nevada on Oct. 11 for 205 yards, two touchdowns and no interceptions for a 222.47 pass efficiency rating.
- The two Aztec quarterbacks - Denegal and Bert Emanuel Jr. - combined to complete passes to 10 different receivers in the opener with Stony Brook.
- Denegal's first career interception came on his 94th attempt (vs. Northern Illinois on Sept. 27).
- In the receiving game, WR Jordan Napier ranks sixth in the Mountain West in total receptions (48, T-61st in FBS) and receptions per game (4.80, T-66th in FBS), and ninth in receiving yards (629, 75th in FBS) and receiving yards per game (62.90, 75th in FBS).
- Napier was named to the Biletnikoff Award Watch List for the most outstanding receiver in FBS on Oct. 15. He's the first Aztec to make the list since Ezell Ruffin in 2014.
- Napier made nine catches for 151 yards and a touchdown against California on Sept. 20, then the most receiving yards since Jesse Matthews had 175 against No. 24/25 UTSA in the 2021 Frisco Bowl.
- Two weeks later against Colorado State on Oct. 3, Napier had seven receptions for a career-high 153 yards and a touchdown. The 153 yards were the most by an Aztec in Snapdragon Stadium history.
- Napier had his second straight 100-yard receiving game and third of the season (and career), all over a four-game stretch, at Nevada on Oct. 11 with five catches for 110 yards. Napier also returned a punt 75 yards for a touchdown, SDSU's first punt return touchdown since Jordan Byrd had one against Idaho State on Sept. 10, 2022. The 75-yarder is SDSU's longest since BJ Busbee had a 90-yarder vs. Colorado State on Dec. 5, 2020.
- WR Mikey Welsh (44 yards), TE Ryan Wolfer (18 yards), TE Jackson Ford (18 yards) and RB Lucky Sutton (2 yards) each had their first career catch in the Stony Brook game.

BULLET NOTES - DEFENSE

- Rob Aurich is in his first season as SDSU's defensive coordinator and second season overall after coaching the EDGEs last year. Aurich has previous coordinator experience at Idaho (2022-23 defensive coordinator), South Dakota (2018-21 special teams coordinator) and Bemidji State (2015-17 defensive coordinator).
- Demetrius Sumler was promoted to the defensive pass game coordinator this past offseason. Sumler is in his eighth year of coaching the cornerbacks, having had three cornerbacks make NFL teams following their time at SDSU.
- San Diego State all 11 starters on defense (note that returning Teivis Tuiaoti and departing Tupu Alualu each had six starts at defensive tackle, and are counted as co-starters).

DEFENSIVE NUMBERS

- Since 2014, SDSU ranks for second in interceptions (173), ninth in both scoring defense (20.0) and total defense (325.6), and 12th in turnovers forced (249).
- Through 10 games, the San Diego State defense leads the Mountain West in rushing touchdowns allowed (3, T-1st in FBS), defensive touchdowns (4, T-3rd in FBS) and touchdowns allowed (15, T-3rd in FBS), points allowed per game (12.50, 4th in FBS), pass efficiency rating (101.39, 4th in FBS), passing yards per attempt (5.32, 4th in FBS), yards allowed per play (4.08, 5th in FBS), first downs allowed (146, 6th in FBS), total yards allowed per game (262.40, 7th in FBS), rushing yards allowed per attempt (2.96, 11th in FBS), rushing yards allowed

SAN DIEGO STATE STREAKS**Consecutive Games with a Passing Touchdown**

Name	Current	Long
Kyle Crum	0	1 (Sept. 17, 2022)
Jayden Denegal	0	3 (Aug. 28-Sept. 20, 2025)
Bert Emanuel Jr.	0	2 (Sept. 1-9, 2023)

Consecutive Passes without an Interception

Name	Current	Long
Kyle Crum	16	16 (Sept. 17, 2022-current)
Jayden Denegal	13	93 (Sept. 9, 2023-Sept. 27, 2025)
Bert Emanuel Jr.	25	25 (Sept. 9, 2023-current)

Consecutive Games with a Rushing Touchdown

Name	Current	Long
Byron Cardwell Jr.	0	1 (4 times)
Jayden Denegal	1	1 (2 times)
Jordan Napier	0	1 (Nov. 1, 2025)
Lucky Sutton	0	4 (Oct. 4-Nov. 1, 2025)
Christian Washington	0	2 (twice)

Consecutive Games with a 100-Yard Rushing Game

Name	Current	Long
Byron Cardwell Jr.	0	1 (twice)
Lucky Sutton	1	2 (Oct. 25-Nov. 1, 2025)
Christian Washington	0	1 (twice)

Consecutive Games with a Catch

Name	Current	Long
Nathan Acevedo	0	4 (twice)
Seth Adams	0	1 (twice)
Jacob Bostick	1	3 (Aug. 28-Sept. 2025)
Donovan Brown	7	7 (Sept. 27, 2025-current)
Byron Cardwell	0	4 (Dec. 3, 2021-Sept. 10, 2022)
Will Cianfrini	0	1 (Nov. 8, 2025)
Jackson Ford	0	3 (Sept. 20-Oct. 4, 2025)
Myles Kitt-Denton	0	7 (Aug. 29-Oct. 12, 2024)
Jerry McClure	0	1 (Aug. 28, 2025)
Jordan Napier	10	10 (Aug. 28, 2025-current)
Lucky Sutton	1	1 (twice)
Christian Washington	0	2 (three times)
Mikey Welsh	3	3 (Nov. 1, 2025-current)
Ryan Wolfer	0	1 (twice)

SDSU PLAYERS OF THE WEEK*(SDSU players of the week are announced each Monday)*

Game	Offensive	Defensive	Special Teams
SBU	Lucky Sutton	Chris Johnson	Tyson Chavez
Scout	Delon Craft Jr.	Oberhiri Eyafe	
at WSU	none	none	none
CAL	Jordan Napier	Dalesean Staley	Gabe Plascencia
Scout	Brian Pierce Jr.	Lucan Amituanai	
at NIU	none	Sam Benjamin	none
		Owen Chambliss	
		Chris Johnson	
Scout	DJ Overstreet	Dean Harrington	
CSU	Jayden Denegal	Trey White	Gabe Plascencia
Scout	Ashdon Wnetrzak	Brian Townsend Jr.	
at NV	Seth Adams	Brady Nassar	Punt Block Unit
Scout	Kyle Crum	Jeremiah Tuileila	
at FS	Lucky Sutton	Tano Letuli	DJ Herman
		Bryce Phillips	Gabe Plascencia
Scout	Delon Craft Jr.	Hunter Haines	
	Marcus Mozer		
WYO	Jackson Ford	Ryan Henderson	none
Scout	Kaimana Tufaga	Tiumala Afalava	
at UH	none	none	none

GEOLOGICAL BREAKDOWN

California (69) (Bold indicates San Diego County)

Nathan Acevedo, Timalu Afalava, Jacob Alvarez, **Marlon Ames**, Lucan Amituanai, Brady Anderson, Alex Bleszynski, Mason Baker, Joe Borjon, Eric Butler, **Isaiah Buxton**, **Braylon Cardwell**, **Byron Cardwell Jr.**, Owen Chambliss, **Tyson Chavez**, Krishna Clay, Amari Comier, Kodi Cornelius, **Josiah Cox**, Delon Craft Jr., Kyle Crum, Kainoa Davis, Jayden Denegal, Tashi Dorje, Chase Duarte, **Sidney Dupuy**, Malachi Finau, Max Garrison, **Xavier Hamlett**, Dean Harrington, Anthony Hastings, Josh Hunter, Connor Irons, Chris Johnson, Christian Jones, Bayo Kanneke, Ikbal Kassim, **Jayden Kendricks**, **Tano Letuli**, Jack Lua, **Jerry McClure**, Dwayne McDougale, JP Mialovski, Jordan Napier, Brady Nassar, Timothy Netane, **De'Yhare Overstreet-Glover**, Bryce Phillips, Brian Pierce Jr., Gabriel Plascencia, Connor Poulson, incere Rhaney, Charlie Stewart, Lucky Sutton, Jordin Thomas, Parker Threatt, Draiden Trudeau, Kaimana Tufaga, Jeremiah Tuileila, **Ross Ulugalu-Maseuli**, **Christian Washington**, Mikey Welsh, **Trey White**, Jelani Whitmore, Luke Williams, Mister Williams, Prince Williams, Tanner Williams, Ashdon Wnetrzak

Texas (7)

Will Cianfrini, Bert Emanuel Jr., Jackson Ford, Jaylon Hawkins, Myles Kitt-Denton, Deshawn McCuin, Jelani McLaughlin

Arizona (4)

Sam Benjamin, Nick Clegg, Michael Leville Watkins, Ryan Wolfer

Michigan (4)

Dallas Fincher, Niles King, Cam May, Chase Shumate

Nevada (4)

Ryan Henderson, DJ Herman, Ben Scolari, Brian Townsend Jr.

Washington (3)

Arthur Ban, Hunter Green, Jatavious Magee

Hawaii (2)

Kalan Ellis, Teivis Tuioti

Illinois (2)

Jared Badie, Jacob Bostick

Colorado (1)

Marcus Mozer

Florida (1)

August Salvati

Georgia (1)

Seth Adams

Maryland (1)

Donovan Brown

Minnesota (1)

Oberhiri Eyafe

Missouri (1)

Dalesean Staley

Oregon (1)

Hunter Haines

American Samoa (1)

Saipale Fuimaono

Finland (1)

Emil Herranen

per game (100.20, 14th in FBS) and passing touchdowns allowed (10, T-20th in FBS), and ranks second in red zone defense (70.00, 4th in FBS), passing yards allowed per game (162.20, 9th in FBS), passing yards per completion (10.01, 12th in FBS) and third down percentage (31.41, 15th in FBS).

- Through 10 games, the Aztecs have allowed just 125 points (12.5 avg.), including 38 of those at Hawai'i on Nov. 8, 36 at Washington State on Sept. 6 and 24 on Oct. 3 vs. Colorado State. In the other seven games, SDSU has allowed just 27 points total (3.9 avg.).
- San Diego State shut out Stony Brook, 42-0, in the opener on Aug. 28. It was its first shutout since beating Weber State, 6-0, on Aug. 31, 2019.
- The 42 points were the fourth-most points the Aztecs have scored in a shutout in their Division I history (since 1969).
- That was SDSU's fifth shutout in a season opener in its Division I history.
- San Diego State then shut out California, 34-0, on Sept. 20. It was the Aztecs' first shutout against a current team from a Power 5 conference since beating Oregon State, 25-0, on Sept. 13, 1975.
- Cal, which came into the game averaging 32.0 points, was shut out for the first time since Oct. 26, 2019 at No. 12 Utah and the first time against an unranked team since Oct. 22, 1994 at USC.
- SDSU had home consecutive shutouts to start a season for the first time in its Division I history (since 1969).
- The Aztecs shut out Fresno State in Fresno on Oct. 25. It was the first time the Bulldogs were shut out at home since Oct. 25, 1980, first time in any game since Nov. 5, 2016, first time in the series since 1998 and first time in Fresno in the series since 1975.
- It was SDSU's first road shutout since Nov. 8, 2003 at UNLV and 10th in its DI history (since 1969).
- San Diego State has three shutouts in the same season for the first time in its Division I history (since 1969).
- The Aztecs' three shutouts are the most in FBS play this season.
- Only Wisconsin (four in 2019) has had more shutouts in a season than SDSU over the last 10 years.
- SDSU allowed just three points in a 6-3 win at Northern Illinois on Sept. 27. The three points allowed over the two games (Sept. 20 vs. California and Sept. 27 at NIU) the fewest allowed in a two-game stretch by the Aztecs since 1975 (0 points at Fresno State on Oct. 11 and three points vs. New Mexico State on Oct. 18).
- San Diego State did not allow touchdowns in consecutive games (Aug. 28 vs. Stony Brook and Sept. 20 vs. California) for the first time since 2016 (Oct. 14 at Fresno State and Oct. 21 vs. San Jose State).
- The three points by NIU were its fewest in a game since also scoring three vs. South Florida in the 2010 International Bowl (Jan. 2, 2010) (Northern Illinois also scored three at Toledo on Nov. 5) and fewest in a home game since being shut out vs. Navy on Nov. 15, 2008.
- SDSU has held its opponent scoreless in 26 of the 40 quarters this season.
- Fourteen (14) of the 38 points allowed by San Diego State at Hawai'i on Nov. 8 came on a pick-6 and a kick return touchdown. If you take away those two scores, the Aztecs have allowed 111 points over 10 games (11.10).
- SDSU has held six of its 10 opponents to single digits in points, tied with the 1973 squad for the most in SDSU's Division I history.
- San Diego State has held its opponent to single digits (or less) 27 times time since 2015 (136 games) with six shutouts and to 10 or less points 46 times over that span.
- The Aztecs have allowed just 1,574 points over the last 306 quarters (5.14 points per quarter) (does not include overtime periods).
- SDSU has allowed just 1,648 points over the last 82 games (20.1 ppg).
- San Diego State has held its opponent scoreless on its opening possession in eight of the 10 games this year, 15 times in 22 games since last season, 31 times in 47 games since 2022, 43 times in 60 games since 2021 and 97 times since 2015 (136 games).
- The Aztecs have not allowed a first-quarter touchdown in 18 of the last 31 games.
- SDSU has allowed seven or fewer points in 40 of the last 46 first quarters (had 18-game streak of allowing seven or fewer snapped when Central Michigan scored 10 of its 22 points in the first quarter on Sept. 28, 2024).
- SDSU has held 12 of its last 44 opponents without a touchdown in the first half.
- Last year, opponents had 137 drives where they tried to score on SDSU (does not include kneeldowns) and the Aztecs have forced three-and-outs (or less) on 31 of those drives (22.6 pct.). San Diego State average 2.58 three-and-outs per game.
- This year, opponents have had 117 drives where they tried to score on SDSU (does not include kneeldowns) and the Aztecs have forced three-and-outs (or less) on 48 of those drives (41.0 pct.). SDSU is averaging 4.80 three-and-outs per game.
- San Diego State is allowing 262.4 yards and 12.5 points per game. In SDSU's opponents other games this season, they are 45-46 (.495) and are averaging 353.2 yards and 24.0 points per game.
- The Aztecs return all 11 starters on defense (note that returning Teivis Tuioti and departing Tupu Alualu each had six starts at defensive tackle, and are counted as co-starters).
- SDSU allowed just six first downs vs. Stony Brook in the opener on Aug. 28, tied for its second-fewest allowed in its DI history (Weber State, 5 on Aug. 31, 2019).
- San Diego State held a team (Stony Brook) below 100 total yards of offense for the fourth time in its DI history (also Sept. 19, 1970 at North Texas; Oct. 17, 1970 vs. San Jose State; Oct. 3, 2015 vs. Fresno State).
- The 1.79 yards allowed per play vs. Stony Brook was the third-fewest allowed in the Aztecs' DI history and fewest in a game at Snapdragon Stadium.
- SDSU had two defensive touchdowns against California on Sept. 20, including a 35-yard fumble return by S Dwayne McDougale and a 97-yard interception return by CB Chris Johnson. It was the second time the Aztecs had multiple defensive touchdowns in the same game in the Sean Lewis era (19 games) (also vs. Texas A&M-Commerce on Aug. 31, 2024). The last time SDSU had multiple touchdowns in the same game prior to this stretch was Nov. 5, 2016 vs. Hawai'i.
- San Diego State scored another touchdown with a 45-yard interception return by Johnson at Nevada on Oct. 11 and a 31-yard interception return by LB Tano Letuli at Fresno State on Oct. 25.
- San Diego State's four defensive touchdowns this season ranks in a tie for third in the country, only trailing Louisiana Tech (7) and Tennessee (6).

- SDSU has won nine straight games when scoring a defensive touchdown (3-0 this season).
- San Diego State's three defensive touchdowns last season were tied for 12th in the country, trailing only Notre Dame (6), Tulane (6), Coastal Carolina (5), Oklahoma (5), Arizona State (4), James Madison (4), Louisville (4), Ohio State (4), Penn State (4), Pittsburgh (4) and SMU (4).
- EDGE Trey White was named the Mountain West Preseason Defensive Player of the Year by the league's media. White was the first San Diego State defensive lineman to be named the MW preseason defensive player of the year and the fourth defensive player overall, joining cornerback Leon McFadden in 2012, cornerback Damontae Kazee in 2016 and safety Patrick McMorris in 2022.
- White also made two preseason watch lists, including for the Chuck Bednarik Award (most outstanding defensive player) and the Bronko Nagurski Trophy (defensive player of the year).
- LB Tano Letuli joined White on the preseason all-MW team. Letuli led the Aztecs last season with 70 tackles, despite missing two games with a broken hand.
- LB Owen Chambliss is tied for the Mountain West lead in solo tackles per game (5.30, T-5th in FBS) and total solo tackles (53, T-8th in FBS), and ranks second in tackles for loss yards (64, T-18th in FBS), tackles for loss per game (0.95, T-51st in FBS) and tackle for loss (9.5, T-52nd in FBS), third in tackles per game (9.30, T-17th in FBS) and total tackles (93, T-19th in FBS), tied for fifth in sack yards (44, T-33rd in FBS) and tied for eighth in total assisted tackles (40, T-72nd in FBS).
- Chambliss has four double-digit tackle games this season.
- Chambliss has 93 for the season in 10 games, already the most by an Aztec since Kyahva Tezino had 99 in 2019 in 13 games.
- S Dalesean Staley was named the Mountain West Defensive Player of the Week on Sept. 22 for his play against California on Sept. 20. Staley helped SDSU shut out California, 34-0, the largest margin of victory against a Power 5 team in its Division I history (since 1969). Cal, which came into the game averaging 32.0 points, was shut out for the first time since Oct. 26, 2019 at No. 12 Utah and the first time against an unranked team since Oct. 22, 1994 at USC. Staley forced his first career fumble, which was picked up by Dwayne McDougale and run back 35 yards for a touchdown in the third quarter. Staley also logged his first interception as an Aztec, one of three turnovers SDSU forced for the game, and added a pass breakup.
- DT Malachi Finau ranks in a tie for seventh in the Mountain West in forced fumbles (1).
- S Eric Butler is tied for seventh in the Mountain West in fumble recoveries (1, T-67th in FBS).
- CB Chris Johnson tied for 14th in FBS last year in forced fumbles (3, T-1st in MW) and forced fumbles per game (0.25, T-1st in MW). The three forced fumbles were tied for the 13th most in SDSU single-season history. He has one forced fumble this year and five for his career.
- LB Brady Anderson, DL Krishna Clay, LB Tano Letuli, S Dalesean Staley and CB Jelani Whitmore each tied for seventh in the Mountain West in fumble recoveries (1) last year.
- S Josh Hunter had 15 tackles at Colorado State on Nov. 11, 2023, the most by an Aztec since Kyahva Tezino had 15 at Fresno State on Nov. 17, 2018. Hunter entered the game with 17 tackles this season and 18 for his career.

RUSHING DEFENSE

- Through 10 games, the San Diego State rushing defense leads the Mountain West in rushing touchdowns allowed (3, T-1st in FBS), rushing yards allowed per attempt (2.96, 11th in FBS) and rushing yards allowed per game (100.20, 14th in FBS).
- This season, opponents have rushed 338 times with only seven explosive runs (runs of at least 20 yards (2.1 pct.).
- Over the past four-plus seasons since 2021, opponents have rushed 2,099 times with only 61 attempts longer than 20 yards (2.9 pct.).
- Opponent rush average this year vs. SDSU by down: 1st - 2.8; 2nd - 3.7; 3rd - 2.5; 4th - 0.5.
- Opponent rush average this year vs. SDSU by quarter: 1st - 4.1; 2nd - 3.1; 3rd - 2.8; 4th - 1.9 - and by half: 1st - 3.5; 2nd - 2.3.

PASSING DEFENSE

- Through 10 games, the San Diego State passing defense leads the Mountain West in pass efficiency rating (101.39, 4th in FBS), passing yards per attempt (5.32, 4th in FBS) and passing touchdowns allowed (10, T-20th in FBS), and ranks second in passing yards allowed per game (162.20, 9th in FBS) and passing yards per completion (10.01, 12th in FBS).
- SDSU's 173 interceptions since the 2014 season are the second most in the country over that span while its 21 interceptions returned for a touchdown rank in a tie for eighth over that span.
- San Diego State had gone 25 consecutive games without allowing a 100-yard receiver until Hawai'i's Jackson Harris had 130 vs. SDSU on Nov. 8. The 25-game streak without allowing a 100-yard receiver was a Mountain West record and the by any FBS team since Kentucky (28 straight) from 2017 to 2019.
- SDSU allowed just one passing first down vs. Stony Brook in the opener on Aug. 28, tied for the fewest allowed against a non-option team in San Diego State's DI history (also one vs. UNLV on Oct. 8, 2016).
- San Diego State led the country in interception return average (30.4, min. 3 INT) last year, a tie for 16th in interceptions returned for a touchdown (2) and 27th in interception return yards (213).
- EDGE Trey White has 18.5 career sacks, which are the tied for the eighth most in program history.
- White ranked fourth in FBS last year in sacks per game (1.04) and tackles for loss per game (1.54), tied for fifth in sacks (12.5), seventh in total tackles for loss (18.5) and tackles for loss yards (102), and tied for 13th in sack yards (68). White led the Mountain West in all of those categories.
- White ranked in a tie for third in SDSU single-season history last year with 12.5 sacks with Andy Coviello (1991), only trailing Mike Douglass (21.0 in 1976) and Brett Faryniarz (13.0 in 1987).
- White's 18.5 tackles for loss, meanwhile, were the 13th most in SDSU single-season history.
- According to Pro Football Focus, White ranked in a tie for 39th in the country (third in MW) last year in quarterback pressures (39).
- White has six career games with multiple sacks (2+), including this year against Colorado State on Oct. 3 and vs. Wyoming on Nov. 1.
- SDSU has four different players this season who have recorded at least two sacks in a game, including EDGE August Salvati vs. California on Sept. 20, EDGE Niles King vs. Colorado State on Oct. 3, White (twice), and LB Owen Chambliss at Hawai'i on Nov. 8.
- This year, White ranks second in the Mountain West in sack yards (46, T-23rd in FBS), and is tied for third in tackles for loss yards (52, T-42nd in FBS), tied for fifth in sacks (6.0, T-35th in FBS), sixth in sacks per game (0.60, T-40th in FBS), and tied for seventh in total tackles for loss (8.5) and tackles for loss per game (0.85).
- CB Chris Johnson returned an interception 97 yards for a touchdown against California on Sept. 20. It is tied for the sixth-longest interception return this season and tied for the fifth-longest interception return in program history. He then added a 45-yard interception returned for a score at Nevada on Oct. 11.
- Johnson's two interception returns for a touchdown are tied for the most in SDSU single-season history and tied for the third most in program history.
- Johnson's 232 career interception yards are the sixth most in program history.
- This year, despite missing the Hawai'i game on Nov. 8 with an injury, Johnson is first in the Mountain West in interception yards (146, 3rd in FBS), tied for first in interception touchdowns (2, T-1st in FBS), tied for second in passes defended per game (1.22, T-10th in FBS) and total passes defended (11, T-14th in FBS), tied for fourth in total pass breakups (8, T-26th in FBS), fifth in interceptions per game (0.33, T-32nd in FBS), tied for fifth in interceptions (3, T-29th in FBS) and tied for seventh in forced fumbles (1).
- S Dalesean Staley is tied for second in the Mountain West in total pass breakups (9, T-14th in FBS), tied for fourth in total passes defended (10, T-21st in FBS) and passes defended per game (1.00, T-23rd in FBS), and tied for seventh in forced fumbles (1).
- CB Bryce Phillips ranks in a tie for fourth in the Mountain West in total pass breakups (8, T-26th in FBS), tied for sixth in total passes defended (9, T-32nd in FBS), and tied for seventh in passes defended per game (0.90, T-39th in FBS) and forced fumbles (1).
- Phillips had four pass breakups against California on Sept. 20 and Staley had four at Fresno State on Oct. 25, which are both tied for the sixth most in a game in the country this year and tied for the third most in a game in program history.
- Last year, Phillips was sixth in the MW last year in interception yards (68, T-71st in FBS).

- S Dwayne McDougale ranks in a tie for seventh in the Mountain West in fumble recoveries (1, T-67th in FBS), while his two interceptions are tied for 74th in the country.
- LB Tano Letuli returned an interception 31 yards for a touchdown at Fresno State on Oct. 25. He's tied for fourth in the Mountain West in interceptions returned for a touchdown (1, T-10th in FBS).
- S Eric Butler returned an interception 43 yards for a touchdown at Wyoming on Oct. 5, 2024. Butler tied for first in the Mountain West in interceptions returned for a touchdown (1, T-6th in FBS).

BULLET NOTES - SPECIAL TEAMS

- Associate head coach Zac Barton is in his second season as SDSU's special teams coordinator. Barton joined San Diego State after spending 2024 at Kansas, where he served as the Jayhawks' special teams analyst. In his lone season at KU, the Jayhawks ranked seventh in FBS in special teams grading according to Pro Football Focus, grading just behind CFP playoff teams Alabama, Texas, and Washington. Kansas would go on to earn a selection into the 2023 Guaranteed Rate Bowl to cap off an 8-4 regular season, their best regular season record since 2007. Prior to Kansas, Barton coached the special teams at Kent State from 2018-22 under head coach Sean Lewis and helped the Golden Flashes' special teams unit to new heights.
- Barton was named a Brayles Award nominee for the 2024 season for the top assistant coach in the country.
- Special teams have long been a key to San Diego State's success. **The Aztecs have won five of the 10 Mountain West Special Teams Player of the Year awards issued since 2015. Those five include three kick returners (Rashaad Penny from 2015-17), two punters (Matt Araiza in 2021 and Jack Browning in 2022) and one kicker (also Araiza in 2021).**
- SDSU also has won three the MW preseason special teams player of the year over the last four seasons (KR/PR Jordan Byrd in 2022, P/K Jack Browning in 2023 and K Gabe Plascencia in 2025).
- ESPN's special teams efficiency rating had San Diego State at 72.2 in 2022, which ranked second in FBS, trailing only South Carolina (79.8). The Aztecs were fifth in 2021 at 69.9, ninth in 2023 at 65.8 and eighth last season at 67.6. This season, SDSU is ninth through eight games at 66.6.
- **Since the start of the 2015 season, San Diego State has 14 kickoff returns for touchdowns, tied with Kansas State for the most in FBS play over that time. To put that stat into perspective, six other teams have played at least 100 games over that span and do not have a single kick return touchdown.**
- The Aztecs also have five 100-yard kickoff return touchdowns since 2015, one behind Western Michigan for the most in FBS play over that span.
- SDSU has five non-offensive touchdowns this season, including two against California on Sept. 20, including a 35-yard fumble return by S Dwayne McDougale and a 97-yard interception return by CB Chris Johnson, two at Nevada on Oct. 11 with a 75-yard punt return by Jordan Napier and a 45-yard interception by Johnson, and a 31-yard interception return by LB Tano Letuli.
- San Diego State, South Carolina and South Florida are the only teams with multiple non-offensive touchdowns in multiple games.
- The five non-offensive touchdowns are tied for the fourth most in the country, only trailing Louisiana Tech (8), South Carolina (7) and Tennessee (6).
- The Aztecs have 19 non-offensive touchdowns since the start of the 2021 season. Only six schools have more non-offensive touchdowns over that span, including Notre Dame (26), Pittsburgh (26), Iowa (21), South Carolina (21), Ohio State (20) and Utah (20). Over that span, SDSU has eight interception returns for touchdowns, four blocked punt returns for touchdowns, three fumble recoveries for a touchdown, two kickoff returns for a touchdown and two punt returns for a touchdown.
- Since the start of the 2020 season, San Diego State has 23 non-offensive touchdowns, tied for the fourth most in the country over that span, trailing only Notre Dame (29), Pittsburgh (28) and Iowa (24).
- K Gabe Plascencia was named the Mountain West Preseason Special Teams Player of the Year. He's SDSU's third MW preseason special teams player of the year over the last four seasons (also KR/PR Jordan Byrd in 2022 and P/K Jack Browning in 2023).
- **Plascencia is 34-for-37 on field goal attempts for his career. The 91.9 percentage is the second-highest mark in NCAA FBS history (min. 1.2 field goals per game and 30 made field goals).**
- **Plascencia made 26 consecutive field goals before missing his second attempt against Wyoming on Nov. 1, which was longest streak in program history, the longest in Mountain West history and the longest active streak in the country.**
- Plascencia went 427 days without missing a field goal from Aug. 31, 2024 to Nov. 1, 2025.
- Plascencia was 13-for-14 last season in field goal attempts. The 92.9 field goal percentage was a school record.
- This season, Plascencia is at 17-for-19 (.895), which is ranked in a tie for third in SDSU single-season history (min. 10 att.).
- Plascencia has 13 career games with multiple field goals, including six this year
- Plascencia made a pair of field goals in SDSU's 6-3 win at Northern Illinois on Sept. 27, including a 25-yarder as time expired. It was the first time the Aztecs won a regulation game with no time left since Sept. 10, 1994 vs. California when Peter Holt hit a 32-yard field goal with no time left in a 22-20 win. Those are the only two walkoff wins for SDSU since at least the 1982 season.
- Plascencia hit a 53-yard field goal vs. Colorado State on Oct. 4. It was a career long, the longest in Snapdragon Stadium history, tied for the seventh longest in program history and the longest since Jack Browning hit a school-record long of 61 yards at Air Force on Sept. 30, 2023.
- Plascencia tied a career high with three field goals at Nevada on Oct. 11 and had another three at Fresno State on Oct. 25 en route to being named the Mountain West Special Teams Player of the Week for the first time of his career.
- This season, Plascencia ranks in a tie for first in the Mountain West in PAT percentage (100.00, T-1st in FBS), second in made field goals per game (1.70, T-13th in FBS), total field goals made (17, T-15th in FBS), kickoff touchback percentage (78.95, T-21st in FBS) and kickoff average (64.05, 27th in FBS), third in field goal percentage (89.47, 21st in FBS), attempted field goals per game (1.90, T-22nd in FBS) and field goal attempts (19, T-23rd in FBS), fourth in total points (77, T-48th in FBS) and points per game (7.70, T-49th in FBS), tied for fourth in total kickoff touchbacks (30, T-68th in FBS), tied for ninth in total kickoffs (38), and 10th in points responsible for (77) and points responsible for per game (7.70).
- Last year, Plascencia led the Mountain West in field goal percentage (92.86, T-9th in FBS), and was third in made field goals per game (1.18, T-50th in FBS), tied for fourth in made field goals (13, T-73rd in FBS), tied for sixth in field goals attempted per game (1.27), tied for seventh in kickoff touchbacks (23), eighth in kickoff touchback percentage (46.00), total kickoffs (8), kickoff yards (2,980) and kickoff average (59.60), and 10th in field goal attempts (14).
- **Last year, P Hunter Green ranked fifth in FCS last year in punt average (46.3). The 46.3 average would've ranked fifth in FBS last year and eclipsed the all-MW first-team punter Tyler Pastula of San Diego State (46.1).**
- The 46.3 average would've ranked third in SDSU single-season history.
- **Including FCS play, Green averaging 45.7 yards per punt for his career, which is first among all active FBS and FCS punters (min. 150 punts).**
- This year, Green ranks in a tie for first in the Mountain West in punts inside the 20-yard line (18, T-12th in FBS), second in punt average (47.73, 4th in FBS), third in net punt average (41.79, 21st in FBS), and tied for third in total punts (48, T-27th in FBS) and punts per game (4.80, T-27th in FBS).
- Green punted four times for 209 yards and a 52.3 average in the opener with Stony Brook on Aug. 28 with a long of 67 yards. His 52.3 average was the second best for an Aztec in a season opener in their Division I history (since 1969), while the 67-yarder was the third longest.
- The 67-yard punt was the longest in Snapdragon Stadium history.
- Green had another 67-yard punt at Washington State on Sept. 6. Green is one of only four players in the country with multiple punts of at least 67 yards.
- Green was named to the Ray Guy Award "Ray's 8" honor roll for his play at Northern Illinois on Sept. 7 when he punted six times for 282 yards (47.0 avg.) with a long of 63. Five of his six punts landed inside the 20-yard line.
- Green averaged 54.3 yards per punt at Nevada on Oct. 11, punting three times for 163 yards with two inside the 20 and a long of 61 yards.
- SDSU returned nine punts for 89 yards against Stony Brook on Aug. 28, both the highest marks in Snapdragon Stadium history.
- Green averaged 54.0 yards per boot at Hawai'i on Nov. 8, punting four times for 216 yards with a 54.0 average and a long of 64 yards. P Tashi Dorje added two punts for 114 yards for a 57.0 average, including a 60-yarder in his first career Division I punt. SDSU became the first team since Georgia State on Sept. 10, 2016 with multiple players with at least a 60-yard punt and just the 10th team to accomplish the feat since at least 1996.
- In the return game, PR Jordan Napier leads the Mountain West in total punt returns (21, 2nd in FBS), punt returns per game (2.33, 2nd in FBS), combined return yards (440, 14th in FBS), total punt return

yards (193, 15th in FBS) and punt return average (9.19, 28th in FBS), and is tied for first in punt return touchdowns (1, T-6th in FBS), second in all-purpose yards per game (123.44, 12th in FBS), all-purpose yards (1,111, 12th in FBS) and kick return average (22.45, 29th in FBS), tied for second in kick returns per game (1.22, T-41st in FBS) and total kick returns (11, T-42nd in FBS), fourth in total kick return yards (247, 51st in FBS) and fifth in all-purpose yards per play (12.34, T-61st in FBS).

- **Napier** returned seven punts for 73 yards (10.4 avg.) against Stony Brook on Aug. 28. The seven punts were easily the most in Snapdragon Stadium history, three more than Mekhi Shaw from SDSU on Nov. 4, 2023 vs. Utah State.
- **Napier** returned a punt return for a 75-yard touchdown at Nevada on Oct. 11. It was SDSU's first punt return touchdown since Jordan Byrd had one against Idaho State on Sept. 10, 2022 and the longest since BJ Busbee had a 90-yarder vs. Colorado State on Dec. 5, 2020.
- **Chris Johnson** blocked a punt at UNLV on Nov. 16, 2024. Johnson was tied for second in the Mountain West in blocked kicks (1, T-14th in FBS) and tied for third in blocked kicks per game (0.08, T-40th in FBS).
- **Eric Butler** blocked two punts in 2023, tied for the second-most blocked kicks in SDSU single-season history. His two career blocked kicks are tied for the fifth most in school history.

LAST TIME OUT

San Diego State 17, Boise State 7

Nov. 15, 2025 | Snapdragon Stadium | San Diego, Calif.

SAN DIEGO -- Bolstered by a strong running game and a hard-hitting defense, San Diego State rebounded with a big 17-7 victory over Boise State in a key Mountain West showdown Saturday at a rain-swept Snapdragon Stadium.

The Aztecs (8-2, 5-1 MW) posted their second-highest team rushing total of the season with 277 yards to snap a three-game losing streak to the Broncos (6-4, 4-2 MW) and take over sole possession of first place in the MW.

Lucky Sutton led the SDSU ground attack with 150 yards on 25 attempts, while Christian Washington added 98 yards on just nine carries, helping the Aztecs improve to 62-2 in their last 64 games when rushing for over 200 yards.

Not to be outdone, quarterback Jayden Denegal punctuated two first-half scoring drives with a pair of short touchdown runs.

Despite the slick conditions, neither team committed a turnover, as the Scarlet and Black raised its record to 42-8 since the 2012 campaign without giving the ball away.

A defensive battle unfolded from the outset, with the two teams trading punts on the first seven possessions of the contest.

After mustering just five yards on its first three drives, San Diego State was finally able to get its running game in high gear during a game-defining six-play, 80-yard touchdown march, capped by Denegal's keeper from a yard out with 1:45 elapsed in the second quarter.

Washington accounted for all but the final yard on that foray, highlighted by a 41-yard burst down the right sideline to the Boise State 39 on the first snap following a Bronco punt. Two plays later, the San Diego native plowed up the middle for another sizable gain of 26 yards, putting the Scarlet and Black in the red zone at the Boise State 11.

The Broncos responded with a scoring drive of their own, marching 75 yards in 14 plays, culminating in Dylan Riley's nine-yard touchdown run on a 3rd-and-goal situation, which knotted the score at 7-7.

Undaunted, the Aztecs turned to Sutton on their next foray down the field, and the SDSU junior delivered, rushing for 65 of team's 71 yards on an 11-play march that consumed 4:13 on the clock.

On the second play of the drive, Sutton helped the Aztecs out of a 2nd-and-12 hole with a 14-yard rush up the middle to the SDSU 41. Facing a 4th-and-1 situation at midfield four plays later, he darted through a gaping hole on left side for a crucial 27-yard scamper to the Bronco 23.

Sutton gained 15 yards on the next five plays before Denegal scored on an eight-yard scramble on 3rd-and-goal, giving the hosts a 14-7 lead they would not relinquish with 1:10 left before intermission.

San Diego State rushed for 166 yards in the first half, its highest total over the first two quarters since 2020.

The Aztecs seemed poised to increase their advantage on their first drive of the second half when Denegal connected with Donovan Brown for an apparent 29-yard gain to the Boise State 17 on a 3rd-and-2 play. However, the call was overturned after an official replay, forcing an SDSU punt.

The score remained unchanged until the 10:51 mark of the fourth quarter when Gabriel Plascencia booted a 47-yard field goal. Previously, Washington kept the drive alive with a 14-yard burst up the middle to the Boise State 49 on a 3rd-and-4 situation.

The Broncos reached the SDSU 43 on the ensuing possession where Riley was stuffed for a one-yard loss on 3rd and 2. On the next play, Max Cutforth completed a 19-yard pass to Cameron Bates, but a holding penalty nullified the gain, forcing Boise State to punt.

The Broncos had one last chance to narrow the deficit, but Boomer's 41-yard field goal attempt drifted wide left, and the Aztecs ran out the remaining 1:20 with three straight kneel downs to seal the victory.



Cutforth completed 5-of-9 passes for 72 yards in desperation mode on that final drive. Otherwise, the SDSU defense held the Boise State signal caller in check for the balance of the night with just 32 yards through the air.

Although the Broncos gained 164 yards on the ground, they averaged 4.0 yards per carry, compared to the Aztecs' 6.0 clip.

Individually, Owen Chambliss and Mister Williams led the Aztecs with eight tackles apiece, followed by Trey White (7 tackles) and Chris Johnson (6 tackles), who topped the squad with five solo stops each.

BIG NOTES

- After finishing with a 3-9 record and losing the final six games of the 2024 campaign, San Diego State improved to 8-2 on the season with the victory.
- The Aztecs already have their most wins (8) in a season since setting program record with 12 victories in 2021.
- SDSU improved to 5-1 in Mountain West play, its best conference start since also starting 5-1 in 2021.
- This is the sixth time San Diego State has started with at least a 5-1 league record in its 27 seasons of MW play (6-0 in 2015 and 2016, 5-1 in 2012, 2013, 2021 and 2025).
- All three of the SDSU's Mountain West titles came when it started with at least a 5-1 record in league play (2012, 2015 and 2016).
- San Diego State is in sole possession of first place in Mountain West play at 5-1 with two regular season games to play, one game ahead of Boise State (4-2), Fresno State (4-2), Hawai'i (4-2), New Mexico (4-2) and UNLV (4-2).
- The Aztecs won their fifth consecutive home game, all this season. SDSU is outscoring the opposition, 162-37, at home.
- The eight wins are the most for head coach Sean Lewis, now in his seventh season as a head coach (second at San Diego State).
- This was the sixth time (in 10 games) that the Aztecs held their opponents to single-digits in points, tied with the 1973 squad for the most in SDSU's Division I history.
- San Diego State has wins over Boise State and Fresno State in the same season for the first time in program history (the Aztecs' first game vs. Boise State came in 2011).
- SDSU improved to 62-2 the last 64 times it has rushed for at least 200 yards (5-0 this season).

	
SDSU - BOISE STATE	
Nov. 15, 2025 Snapdragon Stadium San Diego, Calif.	
Attendance: 29,201 Weather: 62 degrees, 2 mph wind from N	
	1 2 3 4 Total
Boise State	0 7 0 0 - 7
San Diego State	0 14 0 3 - 17
SCORING SUMMARY	
SDSU — Denegal 1-yd rush (Plascencia kick)	(13:15, 2nd)
BS — Riley 9-yd rush (Boomer kick)	(5:29, 2nd)
SDSU — Denegal 8-yd rush (Plascencia kick)	(1:10, 2nd)
SDSU — Plascencia 47-yd field goal	(10:51, 1st)
TEAM STATS	
	Boise State San Diego State
First Downs	14 12
Rushes-Yards	41-164 46-277
Passing Yards	104 17
C-A-I	12-18-0 6-10-0
Total Offense	268 294
Fumbles-Lost	2-0 0-0
Penalties-Yards	4-45 2-15
Possession Time	31:05 28:55
Turnovers	0 0
Average Field Position	BSU 28 SDSU 22
INDIVIDUAL STATS	
Rushing (Atts.-Yards-TDs): BS: Riley 21-79-1; Gaines 13-78-0; Sherrod 4-6-0; Cutforth 3-1-0. SDSU: Sutton 25-150-0; Washington 9-98-0; Denegal 5-16-2; Cardwell 3-15-0; Welsh 1-1-0; TEAM 3-(-3)-0.	
Passing (Comp.-Att.-Int., Yards, TDs): BS: Cutforth 12-18-0, 104, 0. SDSU: Denegal 6-10-0, 17, 0.	
Receiving (No.-Yards-TDs): BS: Caples 7-42-0; Penry 3-50-0; Bates 1-8-0; Wagner 1-4-0. SDSU: Welsh 4-22-0; Brown 1-1-0; Napier 1-(-2)-0; Sutton 1-(-4)-0.	

- With 150 rushing yards, RB Lucky Sutton broke 1,000 for the season. He's the 20th different Aztec with a 1,000-yard rushing season in program history (28th 1,000-yard rusher overall). Sutton now has 1,048 rushing yards, which currently ranks 23rd in SDSU single-season history.
- Sutton logged his fifth 100-yard rushing game of the season with 150 yards on 25 attempts (6.0 avg.).

BEATING BOISE STATE

- The Aztecs handed Boise State its second straight loss. It's just the third time since the Broncos joined the Mountain West in 2011 that they have had two consecutive conference losses (also 2015 and 2021).
- SDSU handed BS just its second loss when coming off an idle week (bye week) in its Mountain West history. Boise State is now 17-2 (.895) when coming off a bye week since joining the MW in 2011.
- The Broncos are now 29-2 (.935) since 2001 when coming off an idle week (bye week).
- BSU also slipped to 17-2 (.895) over its last 19 MW games.
- The Aztecs snapped Boise State's eight-game road conference winning streak.
- SDSU snapped a three-game losing streak against the Broncos and are now 5-6 all-time in the series.
- A year after losing, 56-24 (-32), to Boise State on Nov. 1, 2024, San Diego State won, 17-7 (+10), tonight. That's a point differential of 42 points.
- San Diego State's 277 rushing yards were the most allowed by Boise State since a 280-yard effort by UCLA in the 2023 Los Angeles Bowl and the most in a conference game since Wyoming had 278 on Nov. 19, 2022.

TEAM NOTES

- San Diego State improved to 56-29 (.659) in its last 85 games regular season games against Mountain West opponents.
- In SDSU's eight wins this year, it's outscoring the opposition, 235-51, (29.4-6.4).
- San Diego State improved to 79-5 since 2011 when holding its opponents to 17 points or less.
- This was the sixth game the Aztecs did not trail this season.
- San Diego State did not commit a turnover for the sixth time this year in 10 games (the Aztecs are 5-1 in those games).
- The Aztecs held a team to under 300 yards of total offense for the seventh time this season.
- SDSU has won eight straight games when holding the opposition to under 300 total yards under Sean Lewis.
- San Diego State improved to 8-1 on the season when outrushing its opponent and 10-2 under Sean Lewis.
- The Aztecs have held their opponent scoreless in 27 of the 40 quarters this season.
- SDSU averaged 6.02 yards per rush attempt, its highest mark against a FBS school since averaging 6.58 yards vs. Toledo on Sept. 24, 2022 and highest in a Mountain West game since averaging 6.39 yards per carry vs. Hawai'i on Nov. 14, 2020.
- San Diego State gave up just its third rushing touchdown of the season.
- The Aztecs had gone four straight games without allowing a rushing score prior to tonight.
- The game combined for just 121 passing yards, the third-fewest in a SDSU game in its Division I history (since 1969), only trailing 31 vs. Army West Point in the 2017 Armed Forces Bowl and 104 at UTEP in Nov. 15, 1980.
- San Diego State committed its fewest penalties (2) in the Sean Lewis era and fewest since committing just two vs. Fresno State on Nov. 25, 2023 in the last game of the Brady Hoke era.

TRENDS

- The Aztecs won the coin toss and are now 5-5 on the season on coin tosses.
- SDSU did not start with the ball for just the 54th time over the last 179 games.
- San Diego State held its opponent scoreless on its opening possession for the eighth time in 10 games this year, 15th time in 22 games since last season, 31st time in 47 games since 2022, 43rd time in 60 games since 2021 and 97th time since 2015 (136 games).
- The Aztecs improved to 6-2 this season when scoring first and 9-4 under Sean Lewis.
- SDSU did allow a first-quarter touchdown for the 18th time in the last 31 games.
- San Diego State has now allowed seven or fewer points in 40 of the last 46 first quarters.
- The Aztecs won their ninth straight game when leading at the half (7-0 this season and 9-1 under Sean Lewis).
- SDSU won its seventh straight game when leading after three quarters (7-0 this year and 9-3 under Sean Lewis).

PLAYER NOTES

* Lucky Sutton, Jr., RB (25 att., 150 yds.)

Broke 100 yards for the fifth time this season (and career) ... Broke 1,000 yards for the season, becoming the 20th different Aztec with a 1,000-yard rushing season (28th time overall) ... The 150

yards were the second most of his career.

* Jayden Denegal, Jr., QB (6-for-10, 17 yds., 0 TD, 0 INT | 5 att., 16 yds., 2 TDs)

Improved to 8-2 as the starting quarterback ... Scored two rushing touchdowns ... Became the fifth Aztec quarterback since at least the 1996 season with multiple rushing touchdowns in a game (also Kevin O'Connell - 4, Jalen Mayden - 2, Jordan Brookshire - 1, Ryan Katz - 1) ... Now has three rushing scores this season (and career).

* Christian Washington, Jr. RB (9 att., 98 yds)

Nearly had his first 100-yard game as an Aztec and third of his career ... Had 79 rushing yards alone on just five carries on the team's fourth drive of the game, including a season-long 41 yarder.

* Gabe Plascencia, Sr., K (1-for-1 FG, 2-for-2 PAT)

Made a 47-yard field goal ... Is now 17-for-19 in field goal attempts this season, which is tied for the third-best percentage (.895) in SDSU single-season history ... Is now 34-for-37 (.919) for his career, easily the best in school history ... He entered the weekend with the second-highest field goal percentage in FBS history (min. 1.2 FGM per game + 30 field goals made).

* Owen Chambliss, So., LB (8 tackles (4 solo), 0.5 TFL)

Tied for the team lead with eight tackles ... Now has 34 tackles over his last three games (11.3 TPG) ... Has 93 for the season in 10 games, already the most by an Aztec since Kyahva Tezino had 99 in 2019 in 13 games.

OTHER NOTES

- CB Bryce Phillips started for the 44th consecutive game, the longest streak on the team.
- Phillips' 44 career starts are also the most of any current Aztec.
- OL Christian Jones played in his 47th straight game, the longest streak on the team.
- S Deshaun McCuin and LB Mister Williams each played in their 54th career game, the most of any current SDSU player.
- DT Amari Comier made his first career start.
- Jaylon Hawkins made his first career appearance.
- Tonight's temperature was 62 degrees at kickoff.
- Tonight's attendance was 29,201.
- The three captains who went out for the coin toss tonight were: CB Chris Johnson, EDGE Trey White and OL Ross Ulugalu-Maseuli.
- The Aztec shield was carried by DT Sam Benjamin.
- Tonight's Honor Warrior was Chad Woolsey (2017-18).



MOUNTAIN WEST

2025 MW Standings

	MW	Pct.	Overall	Pct.
San Diego State	5-1	.833	8-2	.800
UNLV	4-2	.667	8-2	.800
Hawai'i	4-2	.667	7-3	.700
Fresno State	4-2	.667	7-3	.700
New Mexico	4-2	.667	7-3	.700
Boise State	4-2	.667	6-4	.600
Utah State	3-3	.500	5-5	.500
Wyoming	2-4	.333	4-6	.400
Air Force	2-4	.333	3-7	.300
San José State	2-4	.333	3-7	.300
Colorado State	1-5	.167	2-8	.200
Nevada	1-5	.167	2-8	.200

This Week in the Mountain West

Friday, Nov. 21

*Hawai'i at UNLV, 7:30 p.m. PT FS1

Saturday, Nov. 22

*Nevada at Wyoming, Noon MT MWN

*Colorado State at Boise State, 5 p.m. MT FS1

*New Mexico at Air Force, 5 p.m. MT CBSSN

*Utah State at Fresno State, 7:30 p.m. PT CBSSN

***San José State at SDSU, 7:30 p.m. PT FS1**

Last Week in the Mountain West

Saturday, Nov. 15

at UConn 26, Air Force 16

*at New Mexico 20, Colorado State 17

*at Nevada 55, San José State 10

*at UNLV 29, Utah State 26 (20T)

***at San Diego State 17, Boise State 7**

*at Fresno State 24, Wyoming 3

Charting the Regular-Season Opponents

Stony Brook (5-6, 4-4 CAA)

A.28	at San Diego State	L, 0-42
S.6	Rhode Island*	L, 17-31
S.13	Fordham	W, 41-18
S.20	at Lindenwood	L, 27-30
S.27	Merrimack*	W, 35-10
O.4	at Albany*	W, 47-12
O.18	at Monmouth*	L, 21-49
O.25	Towson*	W, 27-19
N.1	at Maine*	L, 21-28
N.8	North Carolina A&T*	W, 38-12
N.15	at Villanova*	L, 27-30 (OT)
N.22	Bryant*	Noon ET

Northern Illinois (3-7, 2-4 MAC)

A.30	Holy Cross	W, 19-17
S.5	at Maryland	L, 9-20
S.20	at Mississippi State	L, 10-38
S.27	San Diego State	L, 3-6
O.4	Miami (Ohio)*	L, 14-25
O.11	at Eastern Michigan*	L, 10-16
O.18	at Ohio*	L, 21-48
O.25	Ball State*	W, 21-7
N.5	at Toledo*	L, 3-42
N.12	at UMass*	W, 45-3
N.18	Western Michigan*	6 p.m. CT
N.28	Kent State*	11 a.m. CT

Fresno State (7-3, 4-2 MW)

A.23	at Kansas	L, 7-31
A.30	Georgia Southern	W, 42-14
S.6	at Oregon State	W, 36-27
S.13	Southern Univ.	W, 56-7
S.20	at Hawai'i*	W, 23-21
O.4	Nevada*	W, 20-17
O.10	at Colorado State*	L, 21-49
O.25	San Diego State*	L, 0-23
N.1	at Boise State*	W, 30-7
N.15	Wyoming*	W, 24-3
N.22	Utah State*	7:30 p.m. PT
N.29	at San José State*	TBA

Boise State (6-4, 4-2 MW)

A.28	at South Florida	L, 7-34
S.5	Eastern Washington	W, 51-14
S.20	at Air Force*	W, 49-37
S.27	Appalachian State	W, 47-14
O.4	at Notre Dame	L, 7-28
O.11	New Mexico*	W, 41-25
O.18	UNLV*	W, 56-31
O.24	at Nevada*	W, 24-3
N.1	Fresno State*	L, 7-30
N.15	at San Diego State*	L, 7-17
N.22	Colorado State*	5 p.m. MT
N.28	at Utah State*	2 p.m. MT

Washington State (5-5, 0-1 Pac-12)

A.30	Idaho	W, 13-10
S.6	San Diego State	W, 36-13
S.13	at North Texas	L, 10-59
S.20	Washington	L, 24-59
S.27	at Colorado State	W, 20-3
O.11	at Mississippi	L, 21-24
O.18	at Virginia	L, 20-22
O.25	Toledo	W, 28-7
N.1	at Oregon State*	L, 7-10
N.15	Louisiana Tech	W, 28-3
N.22	at James Madison	1 p.m. ET
N.29	Oregon State*	3:30 p.m. PT

Colorado State (2-8, 1-5 MW)

A.30	at Washington	L, 21-38
S.6	Northern Colorado	W, 21-17
S.20	UTSA	L, 16-17
S.27	Washington State	L, 3-20
O.3	at San Diego State*	L, 24-45
O.10	Fresno State*	W, 49-21
O.18	Hawai'i*	L, 19-31
O.25	at Wyoming*	L, 0-28
N.8	UNLV*	L, 10-42
N.15	at New Mexico*	L, 17-20
N.22	at Boise State*	5 p.m. MT
N.28	Air Force*	TBA

Wyoming (4-6, 2-4 MW)

A.28	at Akron	W, 10-0
S.6	Northern Iowa	W, 31-7
S.13	Utah	L, 6-31
S.20	at Colorado	L, 20-37
O.4	UNLV*	L, 17-31
O.11	San José State*	W, 35-28
O.18	at Air Force*	L, 21-24
O.25	Colorado State*	W, 28-0
N.1	at San Diego State*	L, 7-24
N.15	at Fresno State*	L, 3-24
N.22	Nevada*	Noon MT
N.29	at Hawai'i*	7 p.m. HT

San José State (3-7, 2-4 MW)

A.29	Central Michigan	L, 14-16
S.6	at Texas	L, 7-38
S.20	Idaho	W, 31-28
S.27	at Stanford	L, 29-30
O.3	New Mexico*	W, 35-28
O.11	at Wyoming*	L, 28-35
O.17	at Utah State*	L, 25-30
N.1	Hawai'i*	W, 45-38
N.8	Air Force*	L, 16-26
N.15	at Nevada*	L, 10-55
N.22	San Diego State*	7:30 p.m. PT
N.29	Fresno State*	TBA

California (6-3, 3-2 ACC)

A.30	at Oregon State	W, 34-15
S.6	Texas Southern	W, 35-3
S.13	Minnesota	W, 27-14
S.20	at San Diego State	L, 0-34
S.27	at Boston College*	W, 28-24
O.4	Duke*	L, 21-45
O.17	North Carolina*	W, 21-18
O.24	at Virginia Tech*	L, 34-42 (20T)
N.1	Virginia*	L, 21-31
N.8	at Louisville*	W, 29-26 (OT)
N.22	at Stanford*	4:30 p.m. PT
N.30	SMU*	TBA

Nevada (2-8, 1-5 MW)

A.30	at Penn State	L, 11-46
S.6	Sacramento State	W, 20-17
S.13	Middle Tennessee	L, 13-14
S.20	at Western Kentucky	L, 16-31
O.4	at Fresno State*	L, 17-20
O.11	San Diego State*	L, 10-44
O.18	at New Mexico*	L, 22-24
O.24	Boise State*	L, 3-24
N.8	at Utah State*	L, 14-51
N.15	San José State*	W, 55-10
N.22	at Wyoming*	Noon MT
N.39	UNLV	6 p.m. PT

Hawai'i (7-3, 4-2 MW)

A.23	Stanford	W, 23-20
A.30	at Arizona	L, 6-40
S.6	Sam Houston	W, 37-20
S.13	Portland State	W, 23-3
S.20	Fresno State*	L, 21-23
S.27	at Air Force*	W, 44-35
O.11	Utah State*	W, 44-26
O.18	at Colorado State*	W, 31-19
N.1	at San José State*	L, 38-45
N.8	San Diego State*	W, 38-6
N.21	at UNLV*	7:30 p.m. PT
N.29	Wyoming*	6 p.m. HT

New Mexico (7-3, 4-2 MW)

A.30	at Michigan	L, 17-34
S.6	Idaho State	W, 32-22
S.12	at UCLA	W, 35-10
S.27	New Mexico State	W, 38-20
O.3	at San José State*	L, 28-35
O.11	at Boise State*	L, 25-41
O.18	Nevada*	W, 24-22
O.25	Utah State*	W, 33-14
N.1	at UNLV*	W, 40-35
N.15	Colorado State*	W, 20-17
N.22	at Air Force*	5 p.m. MT
N.28	San Diego State*	1:30 p.m. MT

LEWIS' SITUATIONAL RECORD

Overall	35-42
at San Diego State	11-11
at Kent State	24-31
Home	22-11
San Diego, Calif.	7-4
Kent, Ohio	15-7
Road	12-29
at San Diego State	4-7
at Kent State	8-22
Neutral	1-2
Scoring 50+ Points	8-0
Scoring 40+ Points	16-1
Scoring 30+ Points	25-8
Scoring 20+ Points	33-24
Allowing 20- Points	27-31
Conference Games	25-23
MW Games	7-6
MAC Games	18-17
3-Points or Closer	8-6
7-Points or Closer	15-12

BOWL GAMES AS A COACH

Kent State

2021 Famous Idaho Potato Bowl

2019 Frisco Bowl

NATIONAL OFFENSIVE RANKS

At Colorado (offensive coordinator)**2023**

When Lewis was offensive coordinator:

- 6th in passing (330.0)

- 39th in scoring (32.1)

After Lewis was offensive coordinator:

- 59th in passing (224.0)

- 100th in scoring (20.3)

At Kent State (head coach/offensive coordinator)**2021**

- 3rd in rushing (248.6)

- 3rd in first downs (364)

- 4th in total offense (495.2)

- 30th in scoring (33.0)

2020

- 1st in scoring (49.8)

- 1st in total offense (606.5)

- 2nd in pass efficiency rating (191.2)

- 2nd in third down conversion percentage (56.1)

- 3rd in rushing (283.0)

- 3rd in fourth down conversion percentage (87.5)

- 10th in passing (323.5)

At Syracuse (co-offensive coordinator)**2017**

- 18th in passing (294.8)

- 23rd in total offense (456.3)

2016

- 11th in passing (321.3)

At Bowling Green (co-offensive coordinator)**2015**

- 4th in total offense (546.8)

- 6th in scoring (42.2)



SEAN LEWIS

Second Season As San Diego State Head Coach (11-11)

7th Season Overall As Head Coach (35-42)

COACHING HIGHLIGHTS

- Has amassed 13 years of coaching experience at the collegiate level with stops at Nebraska Omaha (2008), Akron (2011), Eastern Illinois (2012-13), Bowling Green (2014-15), Syracuse (2016-17), Kent State (2018-22) and Colorado (2023) prior to coming to The Mesa.
- One of the most innovative minds in college football over the past decade, he's seen his offenses consistently rank among the nation's leaders at each of his last four stops including the nation's highest scoring offense and best total offense at Kent State during the 2020 season - 49.8 points per game and 606.5 yards per game.
- Led Kent State to their first two bowl games in program history, appearing in the 2019 Tropical Smoothie Cafe Frisco Bowl and 2021 Famous Idaho Potato Bowl. The 2019 Frisco Bowl was also the program's first ever bowl victory, topping Utah State 51-41.
- Excluding Power 5 games, Lewis owns a 34-26 record as a head coach.

OTHER COACHING EXPERIENCE

- Served as the offensive coordinator/quarterbacks coach at Colorado under head coach Deion Sanders in 2023. While serving as the offensive coordinator, the Buffaloes ranked sixth in passing (330.0) and 39th in scoring (32.1).
- In five seasons at the Kent State helm, Lewis transformed a moribund program into an offensive juggernaut, with his 2021 team setting school records for plays (1,052), total yards (6,907), rushing yards (3,482), passing yards (3,425) and first downs (362). That season, the Golden Flashes boasted the third-best rushing attack in the nation while ranking fourth in total offense (495.2) ultimately clinching their second postseason berth under Lewis in the Famous Idaho Potato Bowl.
- During a shortened 2020 season, Lewis guided the Golden Flashes to a 3-1 mark, securing the program's first back-to-back winning records since 1976-77. The FlashFAST offense was on full display in those four games, leading the nation in total offense (606.5) and scoring offense (49.75) as well as ranking second in pass efficiency (191.2) and third down conversion (56.1), third in rushing (283.0) and fourth down conversion percentage (87.5), and 10th in passing (323.5).
- Lewis' 2019 season was tied for the eighth-best improvement in FBS with five additional wins from the previous year, finishing with a 7-6 overall record.
- Under Lewis' tutelage, 28 Golden Flash players earned all-conference honors and a MAC Player of the Year with quarterback Dustin Crum garnering the award in 2021.
- Prior to Kent State, Lewis spent two seasons at Syracuse where his Orange offense set or tied over 40 school records in 2017 including passing yards in a season (3,855), while its 5,290 total yards of total offense ranked second in program history.
- With Lewis on staff as the co-offensive coordinator and quarterbacks coach, Bowling Green ranked fourth nationally in total offense (546.8) during the 2015 campaign while also ranking sixth in scoring offense (42.2 ppg).
- On an individual in 2015, Falcon quarterback, and current SDSU quarterbacks coach, Matt Johnson collected MAC Offensive Player of the Year honors after finishing second nationally in both passing yards (4,946) and touchdown passes (46).

PLAYING EXPERIENCE:

- Lewis played at Wisconsin under legendary head coach Barry Alvarez, competing at quarterback and tight end.
- He received a pair of Big Ten all-academic honors before graduating in 2007 with a degree in agricultural sciences.

PERSONAL:

- Lewis and his wife, Sarah, have been together since high school and have two children. Their son, Rory, is nine years old and daughter, Kiera, is five.

■ Sean Lewis Head Coaching Record

Year	Record	League	Finish	Home	Away	Neutral	Bowl Game
2018	Kent State	2-10	1-7	6th (East)	1-4	1-6	0-0
2019	Kent State	7-6	5-3	4th (East)	4-1	2-5	1-0
2020	Kent State	3-1	2-1	2nd (East)	2-0	1-1	0-0
2021	Kent State	7-7	6-2	1st (East)	5-0	2-5	0-2
2022	Kent State	5-7	4-4	5th (East)	3-2	2-5	0-0
KSU TOTALS	24-31	18-17		15-7	8-22	1-2	2 Bowl Appearances
2024	San Diego State	3-9	2-5	T-11th	2-4	1-5	0-0
2025	San Diego State	8-2	5-1		5-0	3-1	0-0
SDSU TOTALS	11-11	7-6		7-4	4-7	0-0	
OVERALL TOTALS	35-42	25-23		22-11	12-29	1-2	2 Bowl Appearances

AZTEC COACHING STAFF



Zac Barton

FIELD

Special Teams Coord./TEs, 2nd Year (Bloomsburg '06)

- In second season on The Mesa, joining Coach Lewis on Dec. 5, 2023.
- Spent 2023 at Kansas as a special team analyst, where the Jayhawks ranked seventh in FBS in special teams according to PFF.
- Worked alongside Coach Lewis at Kent State from 2018-22 as the special teams coordinator of the Golden Flashes.
- Also had coaching stops at Winona State (2007-09, 2012-17), Memphis (2011) and Nebraska Omaha (2010).



Rob Aurich

FIELD

Def. Coordinator/LBs, 2nd Year (Minnesota Duluth '10)

- In his first season as the defensive coordinator at SDSU and second year overall, joining the Aztec staff on Dec. 15, 2023.
- Spent two seasons at the University of Idaho, helping the Vandals to a No. 4 ranking and their first ever FCS postseason victory in 2023.
- Coached at South Dakota for four seasons (2018-21), mentoring 12 all-MVFC selections and two all-Americans.
- Started his coaching career at Bemidji State (2014-17). As the defensive coordinator for his final three seasons, the Beavers went 24-10 and featured a top-25 defense.



Matt Johnson

BOX

Off. Coordinator/QBs, 2nd Year (Bowling Green '16)

- In his first season as the offensive coordinator at SDSU and second year overall, joining the staff on Dec. 5, 2023.
- Played for Coach Lewis at Bowling Green and coached alongside him at both Syracuse and Kent State.
- Helped guide the KSU offense to school records and the program's first ever bowl victory at the Tropical Smoothie Cafe Frisco Bowl in 2019.
- Started at quarterback for three years at Bowling Green, earning 2015 MAC PotY honors.



Mike Schmidt

FIELD

Run Game Coordinator/OL, 11th Year (SDSU '08)

- Enters the second year of his second stint as a full-time staffer at SDSU, also coaching from 2012-20. Was also a GA from 2009-11.
- Coached at Syracuse and Mississippi State between stints.
- From 2012-19, Schmidt's offensive line helped the Aztecs to 10-straight bowl games and established it as one of the top rushing programs in the country, ranking top 25 in yards per carry, yards per game and touchdowns.
- A former walk-on at San Diego State from 2005-08, served as team captain as a senior.



Lanear Sampson

FIELD

Pass Game Coordinator/WRs, 2nd Year (Baylor '12)

- Is in his second season at SDSU, coming to SDSU on Dec. 11, 2023.
- Spent two seasons as a coordinator at Austin Peay. Helped lead the Governors to a perfect 6-0 mark in ASUN play in 2023.
- Has coaching stops at Syracuse (2021, 2016-17), Central Florida (2020), McNeese State (2019) and Missouri State (2018).
- Finished fifth on Baylor's all-time receptions list and 10th in receiving yards before going pro and playing with the Colts, Cowboys and Steelers.



Demetrius Sumler

FIELD

Def. Pass Game. Coord./CBs, 9th Year (Colorado '11)

- Was elevated to a full-time assistant coach in 2018 and then defensive pass game coordinator in Jan. 2025. Will work with the Aztec cornerbacks for the eighth straight year after spending two years as a GA.
- Has mentored nine all-MW selections and had three of his defensive backs make NFL teams following their time on The Mesa.
- Earned all-conference honors at Central Washington in 2012 as a running back following three years at Colorado.



Darian Hagan

FIELD

Running Backs, 2nd Year (Colorado '91)

- In his second season at San Diego State, coming over with Coach Lewis from Colorado on Dec. 6, 2023.
- Spent 20 seasons on the CU staff, including 13 non-consecutive seasons as the school's running backs coach.
- Played his collegiate career with the Buffaloes as well, winning the 1989 Sporting News Player of the Year Award and the 1990 National Championship.
- Starring at quarterback, became the sixth player in NCAA history to run and pass for over 1,000 yards in the same season.



David Lose

FIELD

Defensive Line, 2nd Year (Oregon State '04)

- Joined the Aztec coaching staff on Mar. 1, 2024.
- Coached two seasons (2022-23) at Idaho mentoring a defensive line that allowed just 306.8 yards of total offense, 14th best in all of FCS.
- Has also coached at Oregon State (2019-21), Portland State (2017-18), Washington State (2011-16) and Saint Paul College (2009-10).
- Played at Oregon State, starting 18 games and playing on the Beavers' co-PAC-12 title Fiesta Bowl championship team in 2001.




Roy Manning

FIELD

EDGES, 1st Year (Michigan '04)

- In his first season at SDSU, joining the staff in January 2025.
- Has nearly 15 years of coaching experience at seven different Power 5, where he coached in 11 bowl games and three conference championship game.
- Most recently served as OLB coach at USC (2022-23), preceded by stints at Oklahoma (2019-21), UCLA (2018), Washington State (2015-17), Michigan (2013-14) and Cincinnati (2012).



C.J. McGorisk

BOX

Safeties, 2nd Year (Michigan '16)

- In his second season at SDSU (joined staff on Dec. 15, 2023).
- Served as a defensive quality control coach at Washington, helping UW earn a CFP berth as the No. 2 seed and PAC-12 Champions.
- Has also coached at Indiana, Wake Forest, Fresno State and his alma mater, Michigan.
- Has helped mentor nine all-conference recipients in his young coaching career, and coached in three bowl games and two conference championship games.

SAN DIEGO STATE ROSTER

* Granted a medical redshirt waiver for previous season earning a year of eligibility.

^ Utilizing extra year of eligibility offered by the NCAA due to junior college ruling.

Alphabetical			Numerical							
No.	Name	Pos.	No.	Name	Pos.	Ht.	Wt.	Yr.	Exp.	Hometown (High School/College)
13	• Acevedo, Nathan	WR	0	Bryce Phillips^	CB	6-0	195	Sr.	1L	Long Beach, Calif. (La Habra High/Tennessee State)
19	Adams, Seth	TE	1	Chris Johnson	CB	6-0	195	Sr.	3L	Eastvale, Calif. (Eleanor Roosevelt High)
67	Afalava, Tuimalu	DL	2	Jordan Napier	WR	6-2	205	So.	1L	Fontana, Calif. (Jurupa Hills High)
89	• Alvarez, Jacob	TE	2	Trey White	EDGE	6-2	255	Jr.	2L	San Diego, Calif. (Eastlake High)
96	Ames, Marlon	DL	4	Jayden Denegal	QB	6-5	230	Jr.	TR	Apple Valley, Calif. (Apple Valley High/Michigan)
38	Amituanai, Lucan	EDGE	5	Bert Emanuel Jr.	QB	6-3	230	Jr.	TR	Houston, Texas (Ridge Point High/Central Michigan)
42	Anderson, Brady	LB	6	Eric Butler	S	6-2	195	Sr.	3L	Corona, Calif. (Centennial High)
31	Badie, Jared	EDGE	7	Lucky Sutton	RB	6-1	225	Jr.	SQ	San Diego, Calif. (Cathedral Catholic High)
79	Baker, Mason	OL	9	Dalesean Staley	S	6-1	190	Jr.	1L	Kansas City, Mo. (Blue Springs High/Northern Iowa)
18	• Ban, Arthur	TE	10	Ryan Henderson	EDGE	6-3	250	Jr.	2L	Las Vegas, Nev. (Canyon Springs High)
90	Benjamin, Sam	DL	10	Parker Threatt	WR	6-1	200	Fr.	RS	San Jose, Calif. (Bellarmine College Prep)
69	Bleszynski, Alex	OL	11	Gabriel Plascencia	K	6-0	245	Sr.	1L	Oakland, Calif. (Bishop O'Dowd High/College of San Mateo)
78	Borjon, Joe	OL	11	Mikey Welsh	WR	5-9	170	Jr.	1L	Servite, Calif. (Servite High)
17	• Bostick, Jacob	WR	12	Owen Chambliss	LB	6-3	230	So.	1L	Corona, Calif. (Centennial High/Utah)
14	• Brown, Donovan	WR	12	Kyle Crum	QB	6-3	195	Jr.	SQ	Norco, Calif. (Norco High)
6	Butler, Eric	S	13	Nathan Acevedo	WR	5-10	170	Jr.	TR	San Diego, Calif. (Lincoln High/Fresno State)
23	Buxton, Isaiah	CB	13	Prince Williams	CB	6-2	195	Fr.	RS	Westlake Village, Calif. (Oaks Christian High)
43	Cardwell, Braylon	CB	14	Donovan Brown	WR	6-2	180	Jr.	TR	Montgomery Village, Md. (Quince Orchard High/Monroe Univ.)
21	• Cardwell Jr., Byron	RB	14	Jatavious Magee	S	6-1	205	Sr.	3L	Federal Way, Wash. (Federal Way High)
12	Chambliss, Owen	LB	15	Jackson Ford	TE	6-6	250	So.	TR	Melissa, Texas (Melissa High/Tulsa)
50	Chavez, Tyson	LS	15	Xavier Hamlett	CB	5-9	175	Sr.	1L	San Diego, Calif. (Lincoln High/Grossmont College)
16	• Cianfrini, Will	WR	16	Will Cianfrini	WR	6-4	190	Fr.	RS	Galveston, Texas (Carlsbad High (Calif.))
54	Clay, Krishna	DL	16	Jelani Whitmore	CB	6-0	185	Sr.	2L	Rialto, Calif. (Carter High)
18	• Clegg, Nick	K	17	Jacob Bostick	WR	6-3	190	Jr.	TR	Palatine Ill. (Palatine High/Texas A&M)
91	Comier, Amari	DL	17	Deshawn McQuin*	S	6-0	195	Sr.	2L	Jacksonville, Texas (Jacksonville High/TCU)
36	• Cornelius, Kodi	TE	18	Arthur Ban	TE	6-5	240	Fr.	RS	Vancouver, Wash. (Evergreen High)
24	Cox, Josiah	S	18	Nick Clegg	K	6-1	175	Fr.	RS	Gilbert, Ariz. (Williams Field High)
68	Craft Jr., Delon	OL	19	Seth Adams	TE	6-2	260	Sr.	TR	Dawsonville, Ga. (Dawson County High/Southeastern Louisiana)
12	• Crum, Kyle	QB	20	Myles Kitt-Denton	WR	5-11	195	Sr.	TR	Pearland, Texas (Dawson High/Northwestern State)
48	Davis, Kainoa	DL	20	Jelani McLaughlin	S	6-0	205	So.	1L	San Jacinto, Calif. (Citrus Valley High)
4	Denegal, Jayden	QB	21	Byron Cardwell Jr.	RB	6-0	220	Sr.	TR	San Diego, Calif. (Morse High/California)
89	• Dorje, Tashi	P	21	Tano Letuli	LB	6-2	240	Jr.	1L	San Diego, Calif. (Cathedral Catholic High/Army)
61	Duarte, Chase	OL	22	Max Garrison	S	5-10	195	Jr.	2L	Pasadena, Calif. (St. Francis HS)
97	Dupuy, Sidney	DL	23	Isaiah Buxton	CB	6-0	180	Fr.	RS	San Diego, Calif. (Mater Dei High)
76	Ellis, Kalan	OL	23	Christian Washington	RB	5-10	205	Jr.	TR	San Diego, Calif. (Helix High/Coastal Carolina)
5	Emanuel Jr., Bert	QB	24	Josiah Cox	S	6-1	197	Jr.	TR	San Diego, Calif. (Lincoln High/New Mexico State)
46	Eyafe, Oberhiri	S	26	Dwayne McDougale	S	5-11	208	Jr.	TR	Oakland, Calif. (McClymonds High/Idaho)
55	Finau, Malachi	DL	27	Brian Pierce Jr.	WR	5-10	180	Sr.	TR	Richmond, Calif. (Pittsburg High/College of San Mateo)
72	Fincher, Dallas	OL	29	Josh Hunter	S	5-9	180	Jr.	2L	Temecula, Calif. (Mater Dei High)
15	• Ford, Jackson	TE	29	Jordin Thomas	RB	5-8	205	Fr.	HS	Tracy, Calif. (Lincoln High)
57	Fuimaono, Saipale	OL	30	JP Mialovski	QB	6-2	205	Fr.	HS	Long Beach, Calif. (Milliken High)
22	• Garrison, Max	S	30	Jeremiah Tuileila	LB	6-3	255	Fr.	HS	Sacramento, Calif. (Grant Union High)
93	Green, Hunter	P	31	Jared Badie	EDGE	6-3	225	Jr.	SQ	Aurora, Ill. (Oswego East High/Illinois)
35	Haines, Hunter	S	32	Tanner Williams	LB	6-1	225	Fr.	RS	Orange, Calif. (Mater Dei High/Utah State)
15	• Hamlett, Xavier	CB	33	Brady Nassor	EDGE	6-5	255	Jr.	2L	Pleasanton, Calif. (Amador Valley High)
34	Harrington, Dean	LB	34	Dean Harrington	LB	6-2	227	Fr.	RS	Thousand Oaks, Calif. (Thousand Oaks High)
73	Hastings, Anthony	OL	35	Hunter Haines	S	6-2	205	Fr.	TR	West Linn, Ore. (West Linn High/Washington State)
82	Hawkins, Jaylon	WR	36	Kodi Cornelius	TE	6-0	300	Fr.	RS	Petaluma, Calif. (Casa Grande High)
10	Henderson, Ryan	EDGE	36	Kaimana Tufaga	S	6-0	200	Fr.	HS	Whittier, Calif. (La Serna High)
45	Herman, DJ	LB	37	Chase Shumate	S	5-11	190	Fr.	HS	Detroit, Mich. (Mountain Pointe High (Ariz.))
39	Herranen, Eemil	P	38	Lucan Amituanai	EDGE	6-4	240	Fr.	HS	Sacramento, Calif. (Elk Grove High)
29	• Hunter, Josh	S	39	Eemil Herranen	P	6-2	210	Jr.	RS	Helsinki, Finland (Del Norte High/Northern Arizona)
47	Irons, Connor	TE	40	Cincere Rhaney	RB	5-9	205	Fr.	RS	Gardena, Calif. (Junipero Serra High)
1	Johnson, Chris	CB	40	Charlie Stewart	EDGE	6-1	230	Sr.	SQ	Los Angeles, Calif. (St. Francis High/Glendale Community College)
70	Jones, Christian	OL	41	Draiden Trudeau	QB	6-0	190	Fr.	HS	Mission Viejo, Calif. (Mission Viejo High)
71	Kannike, Bayo	OL	41	Mister Williams	LB	6-1	245	Sr.	TR	Canoga Park, Calif. (Oaks Christian High/Incarinate Word)
53	Kassim, Ikbal	OL	42	Brady Anderson	LB	6-2	230	Sr.	3L	Bakersfield, Calif. (Liberty High)
52	Kendricks, Jayden	LB	43	Braylon Cardwell	CB	6-1	190	Fr.	HS	Spring Valley, Calif. (Mount Miguel High)
44	King, Niles	EDGE	44	Niles King	EDGE	6-6	260	Sr.	TR	Southfield, Mich. (West Bloomfield High/Grand Valley State)
20	• Kitt-Denton, Myles	WR	45	DJ Herman	LB	6-2	240	Sr.	3L	Las Vegas, Nev. (Bishop Gorman High)
21	• Letuli, Tano	LB	46	Oberhiri Eyafe	S	6-3	205	Fr.	TR	Andover, Minn. (Andover High/Minnesota)
95	Lua, Jack	TE	47	Connor Irons	TE	6-7	245	Fr.	TR	Fullerton, Calif. (Sunny Hills High/Air Force)
14	• Magee, Jatavious	S	48	Kainoa Davis	DL	6-1	275	Fr.	TR	Temecula, Calif. (Mater Dei High/Charlotte)
98	Martinson, Tatuo	DL	50	Tyson Chavez	LS	6-2	230	Jr.	SQ	San Marcos, Calif. (Mission Hills High)
77	May, Cam	OL	52	Jayden Kendricks	LB	6-2	225	Jr.	SQ	Chula Vista, Calif. (Eastlake High)
85	McClure, Jerry	WR	53	Ikbal Kassim	OL	6-2	315	Fr.	HS	Corona, Calif. (Centennial High)
17	McQuin, Deshawn	S	54	Krishna Clay	DL	6-2	295	Jr.	1L	Vacaville, Calif. (Wood High/College of San Mateo)
26	McDougale, Dwayne	S	55	Malachi Finau	DL	6-1	295	Jr.	TR	Los Angeles, Calif. (St. John Bosco High/Hawai'i)
20	• McLaughlin, Jelani	S	56	August Salvati	DL	6-3	245	Jr.	TR	Clearwater, Fla. (Clearwater High/Florida Atlantic)
30	• Mialovski, JP	QB	57	Saipale Fuimaono	OL	6-4	300	Sr.	1L	Auto, American Samoa (Fagaitua High/Allan Hancock College)

* Granted a medical redshirt waiver for previous season earning a year of eligibility.

^ Utilizing extra year of eligibility offered by the NCAA due to junior college ruling.

Numerical

No.	Name	Pos.	Ht.	Wt.	Yr.	Exp.	Hometown (High School/College)
60	Connor Paulson	LS	5-11	205	Fr.	RS	Danville, Calif. (San Ramon Valley High)
61	Chase Duarte	OL	6-5	305	Fr.	HS	Concord, Calif. (Clayton Valley Charter High)
62	Ashdon Wnetrzak	OL	6-8	335	Fr.	HS	Los Angeles, Calif. (Sierra Canyon High)
63	Ross Ulugalu-Maseuli	OL	6-4	335	Sr.	3L	San Diego, Calif. (Mater Dei High)
64	Luke Williams	LS	6-0	220	Jr.	TR	Chino Hills, Calif. (Ayala High/College of San Mateo)
67	Tiumalu Afalava	DL	6-2	285	So.	SQ	Baldwin Park, Calif. (Bishop Amat High/California)
68	Delon Craft Jr.	OL	6-5	290	Fr.	HS	Richmond, Calif. (Salesian College Preparatory)
69	Alex Bleszynski	OL	6-2	295	Fr.	HS	Santa Ana, Calif. (Mater Dei High)
70	Christian Jones	OL	6-9	335	Sr.	3L	San Luis Obispo, Calif. (San Luis Obispo High)
71	Bayo Kannike	OL	6-4	340	Sr.	TR	Los Angeles, Calif. (Eleanor Roosevelt High/Utah Tech)
72	Dallas Fincher	OL	6-4	310	Sr.	TR	Grand Rapids, Mich. (Kentwood High/Michigan State)
73	Anthony Hastings	OL	6-3	280	Fr.	HS	Newport Beach, Calif. (Corona Del Mar High)
75	Michael Leville Watkins	OL	6-2	310	Fr.	TR	Glendale, Ariz. (Apollo High/Washington)
76	Kalan Ellis	OL	6-5	350	Jr.	TR	Waimanalo, Hawaii (St. Louis School/Syracuse)
77	Cam May	OL	6-7	310	Jr.	TR	Detroit, Mich. (Southeastern High/Howard)
78	Joe Borjon	OL	6-8	338	Sr.	SQ	La Puente, Calif. (Nogales High/Arizona)
79	Mason Baker	OL	6-7	380	So.	TR	Modesto, Calif. (Big Valley High/American River College)
81	Tim Netane	WR	6-5	220	Sr.	SQ	San Mateo, Calif. (Saint Francis High/College of San Mateo)
82	Jaylon Hawkins	WR	6-0	175	Fr.	HS	Argyle, Texas (Liberty Christian High)
84	Ben Scolari	WR	6-2	195	Fr.	RS	Reno, Nev. (Bishop Manogue High)
85	Jerry McClure	WR	6-1	205	So.	SQ	Coronado, Calif. (Mater Dei High/UCLA)
87	Marcus Mozer	WR	6-3	205	Fr.	HS	Fort Collins, Colo. (Fossil Ridge High)
88	Ryan Wolfer	TE	6-5	235	Fr.	RS	Peoria, Ariz. (Liberty High)
89	Jacob Alvarez	TE	6-3	260	Fr.	HS	Murrieta, Calif. (Murrieta Valley High)
89	Tashi Dorje	P	6-2	205	Jr.	TR	Brentwood, Calif. (Liberty High/College of San Mateo)
90	Sam Benjamin	DL	6-4	290	Sr.	1L	Oro Valley, Ariz. (Ironwood Ridge High/Arizona State)
91	Amari Comier	DL	6-2	295	Jr.	TR	East Oakland, Calif. (Clayton Valley High/Diablo Valley College)
92	De'yhare Overstreet-Glover	WR	5-9	165	Jr.	TR	San Diego, Calif. (Mater Dei Catholic High/Snow College)
93	Hunter Green	P	6-4	225	Jr.	TR	Redmond, Wash. (Lake Washington High/Northern Colorado)
94	Teivis Tuoti	DL	6-4	295	Sr.	1L	Laei, Hawai'i (Southeast High (Neb.)/Colorado State)
95	Jack Lua	TE	6-5	240	Fr.	HS	Eastvale, Calif. (Eleanor Roosevelt High)
96	Marlon Ames	DL	6-2	208	Fr.	HS	Lakeside, Calif. (El Capitan High)
97	Sidney Dupuy	DL	6-5	275	Fr.	HS	San Diego, Calif. (Cathedral Catholic High)
98	^Tatuo Martinson	DL	6-1	300	Sr.	TR	Loomis, Calif. (Del Oro High/UNLV)
99	Brian Townsend Jr.	EDGE	6-4	240	Fr.	HS	Las Vegas, Nev. (Arbor View High)

Alphabetical

No.	Name	Pos.
87	Mozer, Marcus	WR
2	Napier, Jordan	WR
33	Nassar, Brady	EDGE
81	Netane, Tim	WR
92	Overstreet-Glover, De'yhare	WR
0	Phillips, Bryce	CB
11	Plascencia, Gabriel	K
60	Paulson, Connor	LS
27	Pierce Jr., Brian	WR
40	Rhaney, Cincere	RB
56	Salvati, August	DL
84	Scolari, Ben	WR
37	Shumate, Chase	S
9	Staley, Dalesean	S
40	Stewart, Charlie	EDGE
7	Sutton, Lucky	RB
29	Thomas, Jordan	RB
10	Threatt, Parker	WR
99	Townsend Jr., Brian	EDGE
41	Trudeau, Draiden	QB
36	Tufaga, Kaimana	S
30	Tuileila, Jeremiah	LB
94	Tuioi, Teivis	DL
63	Ulugalu-Maseuli, Ross	OL
23	Washington, Christian	RB
75	Watkins, Michael Leville	OL
11	Welsh, Mikey	WR
2	White, Trey	EDGE
16	Whitmore, Jelani	CB
64	Williams, Luke	LS
41	Williams, Mister	LB
13	Williams, Prince	S
32	Williams, Tanner	LB
62	Wnetrzak, Ashdon	OL
88	Wolfer, Ryan	TE
* - Duplicate Number		

COACHING STAFF

Sean Lewis (Wisconsin '07), Head Coach, 2nd season; **Zac Barton** (Bloomsburg Univ. '06, Winona State '09), Associate Head Coach/Special Teams Coordinator, 2nd season; **Rob Aurich** (Minnesota Duluth '10, Bemidji State '15) Defensive Coordinator/Linebackers, 1st season as DC/2nd season overall; **Matt Johnson** (Bowling Green '16) Offensive Coordinator/Quarterbacks, 1st season as OC/2nd season overall; **Laneear Sampson** (Baylor '12, Syracuse '18) Off. Pass Game Coordinator/Wide Receivers, 2nd season; **Mike Schmidt** (San Diego State '09), Run Game Coordinator/Offensive Line, 1st season in second stint/12th season overall at SDSU; **Demetrius Sumler** (Colorado '11), Def. Pass Game Coordinator/Cornerbacks, 1st season as coord./8th season as CB Coach/10th overall; **Darian Hagan** (Colorado '96) Running Backs, 2nd season; **David Lose** (Oregon State '04, Washington State '14) Defensive Line, 2nd season; **Roy Manning** (Michigan (Michigan '04), EDGEs, 1st season; **C.J. McGorisk** (Michigan '16) Safeties, 2nd season; **Ryan Lindley** (San Diego State '11) Senior Offensive Analyst, 2nd season/4th season overall at SDSU; **Tyler Sutton** (Redlands '08), Defensive Analyst, 1st season; **Tahj Capehart** (Arizona '20) Graduate Assistant, 2nd season/3rd season overall at SDSU; **Jayden Dawson** (Idaho State '21) Graduate Assistant, 2nd season; **Parker Houston** (San Diego State '19) Graduate Assistant, 3rd season; **Kyle Moretti** (San Diego State '24) Graduate Assistant, 1st season; **Ruben Pena** (Hawai'i '15), Assistant AD/Football Chief of Staff, 1st season/8th overall at SDSU; **Jeff Sobol** (Eastern Illinois '08) Head of Football Performance, 2nd season; **Chris Gordert** (San Diego State '12) Assistant Strength and Condition Coach, 1st season.

PRONUNCIATION GUIDE

No. 9 Dalesean Staley	dayl-shawn
No. 17 Deshawn McQuin	mc-queue-en
No. 21 Tano Letuli	taw-no leh-tool-ee
No. 30 JP Mialovski	mee-uh-lawv-skee
No. 30 Jeremiah Tuileila	too-ee-lay-la
No. 31 Jared Badie	bay-dee
No. 36 Kaimana Tufaga	kai-uh-mawn-uh too-fong-uh
No. 38 Luca Amituanai	lew-can aw-mih-too-awn-eye
No. 39 Emil Herranen	emmil her-ran-en
No. 46 Oberhiri Eyate	oh-ber-reer-ee ee-i-fay
No. 48 Kainola Davis	kuh-no-uh

No. 53 Ikbahl Kassim	ick-ball kuh-sim
No. 56 August Salvati	sal-yaw-tee
No. 57 Saipale Fuimaono	psy-paul-eh fwee-maw-oh-know
No. 62 Ashdon Wnetrzak	when-trick
No. 63 Ross Ulugalu-Maseuli	oo-loo-gaw-loo mah-say-oo-lee
No. 67 Tiumala Afalava	tee-u-mah-loo off-ah-lava
No. 71 Bayo Kannike	bye-oh cah-neek-ee
No. 76 Kalan Ellis	kay-len
No. 78 Joe Borjon	bore-zhon
No. 81 Tim Netane	knee-tawn-ee
No. 89 Tashi Dorje	taw-she dor-jee

No. 91 Amari Comier	co-mee-ay
No. 94 Teivis Tuoti	tay-viss too-ee-oh-tee
No. 97 Sidney Dupuy	doo-poy

Laneear Sampson	luh-near
Rob Aurich	OAR-itch
David Lose	low-say

SDSU TWO-DEEP vs. SAN JOSE STATE

^ Utilizing extra year of eligibility offered by the NCAA due to COVID-19; **Players in red** are returning starters from the 2024 season. Underlined players are newcomers or freshmen who redshirted last year.

OFFENSE

LEFT TACKLE (LT)	GP	GS
70 Christian Jones, 6-9, 335, Sr.***	47	28
<u>77 Cam May, 6-7, 310, Jr.-TR</u>	<u>27</u>	<u>11</u>

LEFT GUARD (LG)

76 Kalan Ellis, 6-5, 350, Jr.-TR	31	24
57 Saipale Fuimaono, 6-4, 300, Sr.*	17	1

CENTER (C)

63 Ross Ulugalu-Maseuli, 6-4, 335, Sr.***	41	38
<u>75 Michael Leville Watkins, 6-2, 310, Fr.-RS-TR</u>	<u>4</u>	<u>0</u>

RIGHT GUARD (RG)

71 Bayo Kannike, 6-6, 300, Sr.-TR	50	40
61 Chase Duarte, 6-5, 305, Fr.-HS	6	0

RIGHT TACKLE (RT)

78 Joe Borjon, 6-8, 338, Sr.-SQ	17	14
<u>77 Cam May, 6-7, 310, Jr.-TR</u>	<u>27</u>	<u>11</u>

TIGHT END (TE)

19 Seth Adams, 6-2, 260, Sr.-TR	40	28
15 Jackson Ford, 6-6, 250, So.-TR	19	0
88 Ryan Wolfer, 6-5, 235, Fr.-RS	10	0

QUARTERBACK (QB)

4 Jayden Denegal, 6-5, 230, Jr.-TR	17	10
5 Bert Emanuel Jr., 6-3, 230, Jr.-TR	22	4

RUNNING BACK (RB)

7 Lucky Sutton, 6-1, 225, Jr.-SQ	19	10
21 Byron Cardwell Jr., 6-0, 220, Sr.-TR	28	0
23 Christian Washington, 5-10, 205, Jr.-TR	33	6

WIDE RECEIVER (SLOT)

2 Jordan Napier, 6-2, 205, So.*	26	10
11 Mikey Welsh, 5-9, 170, Jr.*	18	1

WIDE RECEIVER (OUTSIDE)

14 Donovan Brown, 6-2, 180, Jr.-TR	28	14
85 Jerry McClure, 6-1, 205, So.-SQ	12	0

WIDE RECEIVER (3)

13 Nathan Acevedo, 5-10, 170, Jr.-TR	16	3
16 Will Cianfrini, 6-4, 190, Fr.-RS	6	1

SPECIAL TEAMS

PUNTER (P)

93	Hunter Green, 6-4, 225, Jr.	36	32
89	Tashi Dorje, 6-2, 205, Jr.-TR	1	0

PLACEKICKER (PK)

11 Gabriel Plascencia, 6-0, 245, Sr.*	25	20
18 Nick Clegg, 6-1, 175, Fr.-RS	1	0

KICKOFFS (KO)

11 Gabriel Plascencia, 6-0, 245, Sr.*	25	21
18 Nick Clegg, 6-1, 175, Fr.-RS	1	0

HOLDER (H)

39 Emil Herranen, 6-4, 210, Jr.-RS	32	25
89 Tashi Dorje, 6-2, 205, Jr.-TR	1	0

DEFENSE

FIELD EDGE (EDGE)	GP	GS
44 Niles King, 6-6, 260, Sr.-TR	44	18
33 Brady Nassar, 6-5, 255, Jr.**	32	12

NOSE TACKLE (NT)

90 Sam Benjamin, 6-5, 290, Sr.*	39	14
91 Amari Comier, 6-2, 295, Jr.-TR	10	1

DEFENSIVE TACKLE (DT)

55 Malachi Finau, 6-1, 295, Jr.-TR	31	10
54 Krishna Clay, 6-2, 295, Jr.*	22	12

RUSH EDGE (EDGE)

2 Trey White, 6-2, 255, Jr.**	37	23
10 Ryan Henderson, 6-3, 250, Jr.**	31	3

"WEAKSIDE" LINEBACKER (WILL)

12 Owen Chambliss, 6-3, 230, So.*	21	17
42 Brady Anderson, 6-2, 230, Sr.***	45	1

"MIKE" LINEBACKER (MLB)

41 Mister Williams, 6-0, 245, Sr.-TR	54	22
45 DJ Herman, 6-2, 240, Sr.***	46	2

"SAM" (SAFETY)

6 Eric Butler, 6-2, 195, Sr.***	45	20
24 Josiah Cox, 6-1, 197, Jr.-TR	30	1

LEFT CORNERBACK (LCB)

1 Chris Johnson, 6-0, 195, Sr.***	45	21
13 Prince Williams, 6-2, 195, Fr.-RS	11	0
or 17 Deshawn McCuin, 6-0, 195, Sr.***^	54	11

BULLET (SS)

9 Dalesean Staley, 6-1, 190, Jr.*	35	31
20 Jelani McLaughlin, 6-0, 205, So.*	22	0

FREE SAFETY

26 Dwayne McDougale, 5-11, 208, Jr.-TR	37	18
17 Deshawn McCuin, 6-0, 195, Sr.***^	54	11

RIGHT CORNERBACK (RCB)

0 Bryce Phillips, 6-0, 195, Sr.*	44	44
23 Isaiah Buxton, 6-0, 180, Fr.-RS	8	0
or 6 Eric Butler, 6-2, 195, Sr.***	45	20

START CHART (OFF./DEF.)

Offense	2025	Streak	Career
Bayo Kannike, OL	10	10	40
Ross Ulugalu-Maseuli, OL	10	22	38
Seth Adams, OL/TE	10	10	30
Christian Jones, OL	10	22	28
Kalan Ellis, OL	10	10	24
Joe Borjon, OL	10	10	14
Donovan Brown, WR	10	10	14
Cam May, OL	0	0	11
Myles Kitt-Denton, WR	0	0	11
Jayden Denegal, QB	10	10	10
Lucky Sutton, RB	10	10	10
Jordan Napier, WR	9	4	10
Jacob Bostick, WR	6	0	6
Christian Washington, RB	0	0	6
Bert Emmanuel Jr., WR	0	0	4
Nate Acevedo, WR	3	3	3
Dallas Fincher, OL	0	0	2
Will Cianfrini, WR	1	0	1
Mikey Welsh, WR	1	0	1
Saipale Fuimaono, OL	0	0	1

Defense	2025	Streak	Career
Bryce Phillips, CB	10	44	44
Dalesean Staley, S	10	17	31
Trey White, EDGE	10	23	23
Mister Williams, LB	5	2	22
Chris Johnson, CB	9	1	21
Eric Butler, S	9	3	20
Dwayne McDougale, S	10	17	18
Niles King, EDGE	4	0	18
Owen Chambliss, LB	10	10	17
Tano Letuli, LB	6	0	16
Sam Benjamin, DL	11	11	15
Brady Nassar, DL	4	1	12
Krishna Clay, DL	0	0	12
Deshawn McCuin, S/CB	1	0	11
Malachi Finau, DL	9	0	10
Teivis Tuioti, DL	0	0	7
Josh Hunter, S	0	0	5
Ryan Henderson, EDGE	2	0	3
DJ Herman, LB	0	0	2
Amari Comier, DT	1	1	1
Josiah Cox, S	0	0	1
Brady Anderson, LB	0	0	1

Career Starts (Off/Def)	'20	'21	'22	'23	'24	'25	Total
Bryce Phillips, CB	-	-	11	11	12	10	44
Bayo Kannike, OL	RS	5	11	11	3	10	40
Ross Ulugalu-Maseuli, OL	-	RS	6	10	12	10	38
Dalesean Staley, S	-	-	RS	11	10	10	31
Seth Adams, OL/TE	7	10	0	0	3	10	30
Christian Jones, OL	-	RS	0	6	12	10	28
Kalan Ellis, OL	-	5	9	0	-	10	24
Trey White, EDGE	-	-	RS	1	12	10	23
Mister Williams, LB	0	RS	0	3	14	5	22
Chris Johnson, CB	-	-	0	0	12	9	21
Eric Butler, S	-	-	0	0	11	9	20
Dwayne McDougale, S	-	-	RS	0	8	10	18
Niles King, EDGE	-	RS	0	1	13	4	18
Owen Chambliss, LB	-	-	-	RS	7	10	17
Tano Letuli, LB	-	-	-	0	10	6	16
Sam Benjamin, DL	-	-	0	0	4	10	14
Donovan Brown, WR	-	-	RS	4	-	10	14
Joseph Borjon, OL	-	-	0	3	1	10	14
Brady Nassar, DL	-	-	-	0	8	4	12
Krishna Clay, DL	-	-	-	-	12	0	12
Deshawn McCuin, S	0	1	0	2	7	1	11
Cam May, OL	-	-	0	0	11	0	11
Myles Kitt-Denton, WR	RS	0	0	1	10	0	11
Jayden Denegal, WR	-	-	RS	0	0	10	10
Lucky Sutton, RB	-	-	RS	0	0	10	10
Jordan Napier, WR	-	-	-	RS	1	9	10
Malachi Finau, DL	-	-	RS	0	1	9	10
Jacob Bostick, WR	-	-	RS	0	0	6	6
Teivis Tuioti, DL	RS	0	0	0	6	0	6
Christian Washington, RB	-	-	2	0	4	0	6
Josh Hunter, S	-	-	RS	5	0	0	5
Bert Emmanuel Jr., QB	-	-	1	3	0	0	4
Nate Acevedo, WR	-	-	RS	0	0	3	3
Ryan Henderson, EDGE	-	-	-	0	1	2	3
Dallas Fincher, OL	RS	0	0	2	0	-	2
DJ Herman, LB	-	-	0	0	2	0	2
Mikey Welsh, WR	-	-	RS	0	0	1	1
Josiah Cox, S	-	-	-	0	1	0	1
Saipale Fuimaono, OL	-	-	-	-	1	0	1
Amari Comier	-	-	-	-	-	1	1
Will Cianfrini, WR	-	-	-	-	-	1	1
Brady Anderson, LB	-	0	RS	1	0	0	1

See starter notes on pg. 11

Game 1

STONY BROOK	0	0	0	0	-	0
SAN DIEGO STATE	14	6	8	14	-	42

Aug. 28 | Snapdragon Stadium | San Diego, Calif. | 7:02 p.m. PT | Attendance: 20,624



TEAM STATISTICS

	SB	SDSU
FIRST DOWNS	6	24
Rushing	3	14
Passing	1	9
Penalty	2	1
NET YARDS RUSHING	49	228
Rushing Attempts	28	54
Average Per Rush	1.8	4.2
Rushing Touchdowns	0	4
Yards Gained Rushing	75	231
Yards Lost Rushing	26	3
NET YARDS PASSING	46	236
Completions-Attempts-Int	9-25-0	16-29-0
Average Per Attempt	1.8	8.1
Average Per Completion	5.1	14.8
Passing Touchdowns	1	0
TOTAL OFFENSE YARDS	95	464
Total offense plays	53	83
Average Gain Per Play	1.8	5.6
Fumbles: Number-Lost	0-0	0-0
Penalties: Number-Yards	4-28	7-65
PUNTS-YARDS	10-419	4-209
Average Yards Per Punt	41.9	52.2
Net Yards Per Punt	33.0	42.2
Inside 20	1	0
50+ Yards	2	0
Touchbacks	2	0
Fair catch	2	1
KICKOFF-YARDS	1-65	8-516
Average Yards Per Kickoff	65.0	64.5
Net Yards Per Kickoff	40.0	41.1
Touchbacks	1	6
Fair Catch Yards	0	0
Punt returns: Number-Yards-TD	0-0-0	9-89-0
Average Per Return	0.0	9.9
Kickoff returns: Number-Yds-TD	2-35-0	0-0-0
Average Per Return	17.5	0.0
Interceptions: Number-Yds-TD	0-0-0	0-0-0
Fumble Returns: Number-Yds-TD	0-0-0	0-0-0
Miscellaneous Yards	0	0
Possession Time	22:35	37:25
1st Quarter	2:46	12:14
2nd Quarter	7:20	7:40
3rd Quarter	7:22	7:38
4th Quarter	5:07	9:53
Third-Down Conversions	2-15	9-19
Fourth-Down Conversions	1-2	3-4
Red-Zone Scores-Chances	0-0	6-6
Touchdowns	0	5
Field goals	0	1
Sacks By: Number-Yards	0-0	3-24
PAT Kicks	0-0	4-4
2Pts Conversions	0-0	1-1
Field Goals	0-0	2-2
Points off Turnovers	0	0

▶▶ GAME NOTES

Big Notes

- San Diego State recorded its first shutout since beating Weber State, 6-0, on Aug. 31, 2019.
- The 42 points were the fourth-most points the Aztecs have scored in a shutout in their Division I history (since 1969).
- This was SDSU's fifth shutout in a season opener in its Division I history.
- The 42-point margin of victory was San Diego State's largest in a game since beating San José State by 45 points (52-7) on Nov. 4, 2017.
- The Aztecs snapped a six-game losing streak, their first since losing seven straight in the 2008 season.
- SDSU allowed just six first downs, tied for its second-fewest allowed in its DI history (Weber State, 5 on Aug. 31, 2019).
- San Diego State held a team below 100 total yards of offense for the fourth time in its DI history (also Sept. 19, 1970 at North Texas; Oct. 17, 1970 vs. San José State; Oct. 3, 2025 vs. Fresno State).
- The 1.79 yards allowed per play was the third-fewest allowed in the Aztecs' DI history.
- San Diego State improved to 58-2 over its last 60 games when rushing for at least 200 yards. The Aztecs have won 55 of its last 56 games when rushing for 200-plus yards and 16 straight contests.

Season-Opening Notes

- San Diego State improved to 56-42-5 all-time in season openers.
- The Aztecs improved to 48-17-4 in home season openers.
- SDSU improved to 28-8 when opening up its season at home in its Division I era.
- San Diego State has won 10 of its last 11 home season openers.
- The Aztecs won for the first time in their Division I history when starting their season on a Thursday. SDSU is now 1-4 when starting a season on a Thursday.

SDSU Rolls Past Stony Brook, 42-0, in 2025 Opener

SAN DIEGO -- San Diego State's Lucky Sutton rushed for a career-high 100 yards and scored two touchdowns on Thursday, lifting the Aztecs to a 42-0 romp over Stony Brook in the season opener for both teams at Snapdragon Stadium.

The Aztecs outgained the Seawolves 453-95 in total offense and used a swarming defense to help build an unsurmountable 20-0 advantage by halftime. SBU was unable to cross midfield until the fourth quarter, as the Scarlet and Black forced six three-and-outs for the night.

The victory marked SDSU's first shutout since a 6-0 shaving of Weber State at SDCCU Stadium on Aug. 31, 2019, and represented the team's first blanking at Snapdragon Stadium. In addition, the win marked the Aztecs' largest shutout margin since a 55-0 rout of Hawaii at home on Nov. 5, 2016.

Along with Sutton's production, starting quarterback Jayden Denegal completed 13-of-25 passes for 208 yards and one touchdown in his Scarlet and Black debut, connecting with nine different receivers.

Sutton set the tone for the contest, rushing for 41 yards on SDSU's opening possession, highlighted by a 20-yard scamper on fifth play from scrimmage. After a 16-yard completion from Denegal to Jackson Ford to the Seawolf 3, Sutton burst across the goal line from a yard out to give the host school a lead they would not relinquish.

After forcing a quick SBU punt, Denegal directed a 13-play, 75-yard drive, punctuated by a 25-yard scoring strike over the middle to a wide-open Jacob Bostick on a 3rd-and-12 situation.

Later in the second quarter, Gabriel Plascencia split the uprights from 42 and 35 yards out, respectively, extending his streak to 14 consecutive field goals.

Leading 20-0, the Aztecs turned the game into a blowout, as Sutton added his second touchdown with 1:40 remaining in the third quarter on a two-yard run to pay dirt. Previously, Denegal hit a streaking Donovan Brown with a 44-yard completion on the first play of the drive, putting SDSU in business at the Stony Brook 10. The Aztecs then flashed some razzle-dazzle with a two-point conversion, as DJ Herman connected with Brady Anderson in the left corner of the end zone.

Christian Washington displayed his talents in the fourth quarter, capping a 9-play, 61-yard advance with a 1-yard touchdown burst, increasing the SDSU advantage to 35-0. Earlier in the drive, Washington plowed through the right side of the Seawolf defense for 27 yards on a 2nd-and-13 play, while Nathan Acevedo put the Aztecs in the red zone on the ensuing snap with a 17-yard reception from backup quarterback Bert Emanuel Jr.

With the clock winding down, Parker Threatt closed out the scoring with a five-yard touchdown on sweep around left end to culminate an 8-play, 44-yard march, as backup placekicker Nick Clegg booted the extra point.

SDSU rushed for 228 yards on 53 carries, improving to 58-2 in its last 60 games when gaining 200 yards on the ground. Washington ran for 38 yards on seven attempts, while Brian Cardwell added 29 yards on seven rushes of his own.

Bostick finished with three catches for a game-high 56 yards to lead the Aztec receiving corps, while Brown, Sutton, Acevedo, Jerry McClure and Jordan Napier hauled in two receptions apiece.

Defensively, Owen Chambliss and Yano Letuli tied for team-high honors with five tackles apiece. Chambliss contributed a sack for one of his four solo stops, while Trey White (3 tackles) maintained the pressure with a pair of quarterback hurries.

>>SCORING SUMMARY

Qtr	Time	Team	Scoring Play	Plays-Yds TOP	Score
1st	7:39	SDSU	Sutton 10-yd run (PAT good)	13-75 7:21	7-0
1st	0:53	SDSU	Bostick 25-yd pass f/Denegal (PAT Good)	13-78 4:53	14-0
2nd	8:31	SDSU	Plascencia 42-yd field goal	5-45 1:35	17-3
2nd	1:09	SDSU	Plascencia 35-yd field goal	13-61 4:42	20-0
3rd	1:40	SDSU	Sutton 2-yd run (2-pt good)	5-54 1:33	28-0
4th	11:06	SDSU	Washington 1-yd run (PAT good)	9-61 3:54	35-0
4th	1:54	SDSU	Threatt 5-yd run (PAT good)	8-44 3:58	42-0

INDIVIDUAL STATISTICS

>>STONY BROOK

Rushing	Att	Yds	TD	Long	Avg
Dempster	13	49	0	13	3.8
Ragsdale	4	14	0	7	3.5
Carson	4	2	0	2	0.5
Zellous	5	-3	0	4	-0.6
Case	2	-13	0	0	-6.5
Totals	28	49	0	13	1.8

Passing	C-A-I	Yds	TD	Long	Sack
Zellous	5-15-0	21	0	5	1
Peace	4-10-0	25	0	17	2
Totals	9-25-0	46	0	17	3

Receiving	No.	Yds	TD	Long
Williams	3	26	0	17
Freeman	2	8	0	5
Dietz	2	8	0	4
Lamarre	1	4	0	4
Dempster	1	0	0	0
Totals	9	46	0	17

>>SAN DIEGO STATE

Rushing	Att	Yds	TD	Long	Avg
Sutton	23	100	2	17	4.3
Washington	7	38	1	27	5.4
Cardwell	7	28	0	14	4.0
Emanuel Jr.	4	23	0	10	5.8
Rhane	5	19	0	8	3.8
Denegal	7	15	0	9	2.1
Threatt	1	5	1	5	5.0
Totals	54	228	4	27	4.2

Passing	C-A-I	Yds	TD	Long	Sack
Denegal	13-25-0	207	1	44	0
Emanuel Jr.	3-4-0	29	0	17	0
Totals	16-29-0	236	1	44	0

Receiving	No.	Yds	TD	Long
Bostick	3	53	1	25
Napier	3	18	0	8
Brown	2	48	0	44
Acevedo	2	32	0	17
Welsh	1	44	0	44
Wolfer	1	18	0	18
Ford	1	16	0	16
McClure	1	8	0	8
Sutton	1	2	0	2
Kitt-Denton	1	-3	0	0
Totals	16	236	1	44

Game 2

SAN DIEGO STATE	7	0	6	0	-	13
WASHINGTON STATE	7	12	10	7	-	36

Sept. 6 | Martin Stadium | Pullman, Wash. | 7:25 p.m. PT | Attendance: 24,330



TEAM STATISTICS

	SDSU	WSU
FIRST DOWNS	10	19
Rushing	4	7
Passing	6	11
Penalty	0	1
NET YARDS RUSHING	82	139
Rushing Attempts	30	36
Average Per Rush	2.7	3.9
Rushing Touchdowns	1	1
Yards Gained Rushing	119	150
Yards Lost Rushing	37	11
NET YARDS PASSING	133	257
Completions-Attempts-Int	15-30-0	28-42-0
Average Per Attempt	4.4	6.1
Average Per Completion	8.9	9.2
Passing Touchdowns	1	4
TOTAL OFFENSE YARDS	215	396
Total offense plays	60	78
Average Gain Per Play	3.6	5.1
Fumbles: Number-Lost	0-0	0-0
Penalties: Number-Yards	6-38	8-55
PUNTS-YARDS	7-307	6-214
Average Yards Per Punt	43.9	40.2
Net Yards Per Punt	40.9	39.5
Inside 20	2	1
50+ Yards	2	1
Touchbacks	0	0
Fair catch	3	2
KICKOFF-YARDS	4-264	7-455
Average Yards Per Kickoff	66.0	65.0
Net Yards Per Kickoff	42.5	40
Touchbacks	2	7
Fair Catch Yards	0	0
Punt returns: Number-Yards-TD	1-4-0	3-21-0
Average Per Return	4.0	7.0
Kickoff returns: Number-Yds-TD	0-0-0	2-44-0
Average Per Return	0.0	22.0
Interceptions: Number-Yds-TD	0-0-0	0-0-0
Fumble Returns: Number-Yds-TD	0-0-0	0-0-0
Miscellaneous Yards	0	0
Possession Time	24:54	35:06
1st Quarter	6:28	8:32
2nd Quarter	6:23	8:37
3rd Quarter	7:39	7:21
4th Quarter	4:24	10:36
Third-Down Conversions	2-13	5-18
Fourth-Down Conversions	1-4	2-3
Red-Zone Scores-Chances	1-1	4-4
Touchdowns	2	4
Field goals	0	0
Sacks By: Number-Yards	0-0	3-35
PAT Kicks	1-1	4-4
2Pts Conversions	0-1	0-0
Field Goals	0-0	2-2
Points off Turnovers	0	0

▶▶ GAME NOTES

Series Notes

- San Diego State fell to 1-3 all-time against Washington State.
- The Aztecs are now 0-1 at WSU, 0-1 in neutral games and 1-1 at home.

Team Notes

- San Diego State wore all-white jersey and pants for the first time since Sept. 28, 2013 at New Mexico State. The Aztecs played 149 games in between wearing their all-white combo.
- SDSU played on exactly nine days rest for the first time since Sept. 7, 2002 at Colorado.
- This was the first 36-13 score in San Diego State's Division I history (since 1969).
- The Aztecs played in their third consecutive turnover-free game, extending their record for the longest streak in their DI history.

Trends

- San Diego State did not score on its opening drive after doing so its previous two games (vs. Air Force in 2024 season finale and last week vs. Stony Brook).
- SDSU held its opponent scoreless on its opening drive. It's the second time this season in two games it has held its opponent scoreless on the first drive, ninth time in the last one-plus seasons (14 games), 25th time in 39 games since 2022, 37th time in 52 games since 2021 and 91st time since 2015 (128 games).
- San Diego State fell to 1-1 on the season and 4-3 under Sean Lewis when scoring first.
- The Aztecs allowed a first-quarter touchdown for just the 11th time in the last 23 games.
- SDSU has allowed seven or fewer points in 33 of the last 38 first quarters.

Aztecs Fall on the Road at Washington State

PULLMAN, Wash. -- San Diego State jumped out to a 7-0 lead but yielded 29 consecutive points, including 16 in less than a 5-minute span in a 36-13 loss at Washington State on Saturday night in Pullman.

The Aztecs (1-1) struck first when Jayden Denegal found a streaking Jacob Bostick on a 35-yard pass on a fourth-and-5 situation with 10 minutes left in the first quarter.

After the teams exchanged punts, the Cougars (2-0) took advantage of good field position after a 15-yard kick catch interference penalty on Brady Anderson. WSU went 48 yards on six plays, converting a fourth-and-1 from the SDSU 39 and later scoring on a 3-yard pass from Jaxon Potter to Trey Leckner to tie the game with 5:18 left in the first quarter.

WSU got into San Diego State territory on its next drive, but the Aztec defense limited Washington State to a 49-yard field goal by Jack Stevens to make it 10-7 early in the second quarter.

The Cougars later got to the SDSU 32-yard line, but on fourth-and-2, San Diego State All-American Trey Edge stuffed Kirby Vorhees run play, keeping it a 3-point game.

The teams played a game of field position for most of the second quarter as WSU couldn't get past the San Diego State 35, instead punting to the Aztec 8. On second-and-10, however, Denegal was sacked in the end zone for the safety.

Washington State then used just 32 seconds, going 62 yards on four plays, highlighted by a 34-yard pass from Potter to Josh Meredith, a 20-yard rush by Leo Pulalasi and another 3-yard TD pass from Potter to Leckner.

Instead of trailing, 10-7, at the half, SDSU suddenly found itself down, 19-7, with the Cougars receiving the second-half kickoff. WSU outgained San Diego State, 261-108, in the first half.

Washington State took its opening drive of the third quarter 75 yards on seven plays, culminating with an 18-yard touchdown pass from Potter to Leon Neal Jr., opening up a commanding 26-7 advantage just 4 minutes, 5 seconds into the second half.

The Aztecs was stuffed on a fourth-and-3 from the Cougar 49, and WSU received a 42-yard field goal by Stevens to take a 29-7 lead.

SDSU responded with a 10-play, 75-yard drive over 4:24 before Denegal punched it in from the 1. San Diego State's 2-point conversion attempt was snuffed out by the Washington State defense, making it 29-13 with 57 seconds left in the quarter.

The Aztecs forced consecutive three-and-outs, but was unable to convert on fourth down, first failing from four-and-7 from the Cougar 37 and then later a fourth-and-9 from the WSU 36 as Denegal was sacked for a 12-yard loss.

WSU ate up 6:17 of clock, going 42 yards on 12 plays before Julian Dugger punched it in from three yards out to close the scoring. It appeared SDSU changed the momentum when Chris Johnson blocked a 28-yard field goal attempt by Stevens and Bryce Phillips ran it 67 yards for a touchdown. A referee, however, called Johnson for offsidess on back-to-back field goal attempts, giving Washington State the first down and the ability to run more time off the clock.

San Diego State had to punt and the Cougars kneeled to take the 36-13 victory.

Lucky Sutton ran for 88 yards on 15 attempts (5.9 avg.) to lead the Aztecs, while Denegal was 15-for-30 for 133 yards and a touchdown. Jordan Napier caught seven of the 15 Denegal passes for 69 yards.

Tano Letuli had a game-high 11 tackles to lead SDSU, while Owen Chambliss chipped in with nine and Johnson eight with a forced fumble.

San Diego State fell to 1-3 in the series with Washington State, playing in its first 36-13 game in its Division I history (since 1969). The Aztecs extended their DI era record with their third consecutive turnover-free contest.

>>> SCORING SUMMARY

Qtr	Time	Team	Scoring Play	Plays-Yds TOP	Score
1st	10:00	SDSU	Bostick 35-yd pass f/Denegal (PAT good)	5-56 2:00	7-0
1st	5:18	WSU	Leckner 3-yd pass f/Potter (PAT good)	6-48 2:49	7-7
2nd	14:48	WSU	Stevens 49-yd field goal	13-39 3:55	7-10
2nd	1:06	WSU	WSU Safety (Denegal tackled in end zone)	-- --	7-12
2nd	0:26	WSU	Leckner 3-yd pass f/Potter (PAT good)	4-62 0:32	7-19
3rd	10:55	WSU	Neal 18-yd pass f/Potter (PAT good)	7-75 4:05	7-26
3rd	5:21	WSU	Stevens 42-yd field goal	6-26 2:19	7-29
3rd	0:57	SDSU	Denegal 1-yd run (2-pt. failed)	10-75 4:24	13-29
4th	2:48	WSU	Dugger 3-yd rush (PAT good)	12-42 6:17	13-36

INDIVIDUAL STATISTICS

>>> SAN DIEGO STATE

Rushing	Att	Yds	TD	Long	Avg
Sutton	15	88	0	13	5.9
Washington	3	11	0	7	3.7
Napier	1	4	0	4	4.0
Brown	1	4	0	4	4.0
Emanuel Jr.	2	3	0	2	1.5
Denegal	8	-28	1	5	-3.5
Totals	30	82	1	13	2.7

Passing	C-A-I	Yds	TD	Long	Sack
Denegal	15-30-0	133	1	35	3
Totals	15-30-0	133	1	35	3

Receiving	No.	Yds	TD	Long
Napier	7	69	0	23
Bostick	3	48	1	35
Brown	3	-5	0	0
Adams	1	16	0	16
Washington	1	5	0	5
Totals	15	133	1	35

>>> WASHINGTON STATE

Rushing	Att	Yds	TD	Long	Avg
Vorhees	13	67	0	31	5.2
Pulalasi	5	30	0	20	6.0
Johnson	8	28	0	12	3.5
Dugger	3	10	1	6	3.3
Potter	3	6	0	5	2.0
Woods	1	4	0	4	4.0
TEAM	3	-6	0	0	-2.0
Totals	36	139	1	31	3.9

Passing	C-A-I	Yds	TD	Long	Sack
Potter	28-42-0	257	3	34	0
Totals	28-42-0	257	3	34	0

Receiving	No.	Yds	TD	Long
Meredith	8	88	0	34
Freeman	6	43	0	11
Leckner	6	17	2	5
Johnson	2	35	0	25
Neal Jr.	2	19	1	18
Pabst	1	34	0	34
Noga	1	9	0	9
Smithson	1	7	1	7
Pulalasi	1	5	0	5
Totals	28	257	3	34

Game 3

CALIFORNIA
SAN DIEGO STATE0 0 0 0 - 0
0 13 14 7 - 34

Sept. 20 | Snapdragon Stadium | San Diego, Calif. | 7:37 p.m. PT | Attendance: 31,369



TEAM STATISTICS

	CAL	SDSU
FIRST DOWNS	17	15
Rushing	4	8
Passing	12	7
Penalty	1	0
NET YARDS RUSHING	65	132
Rushing Attempts	31	33
Average Per Rush	2.1	4.0
Rushing Touchdowns	0	1
Yards Gained Rushing	92	148
Yards Lost Rushing	27	16
NET YARDS PASSING	224	189
Completions-Attempts-Int	18-41-2	15-18-0
Average Per Attempt	5.5	10.5
Average Per Completion	12.4	12.6
Passing Touchdowns	0	1
TOTAL OFFENSE YARDS	289	321
Total offense plays	72	51
Average Gain Per Play	4.0	6.3
Fumbles: Number-Lost	1-1	0-0
Penalties: Number-Yards	6-40	7-75
PUNTS-YARDS	6-251	6-265
Average Yards Per Punt	41.8	44.2
Net Yards Per Punt	34.8	44.0
Inside 20	0	2
50+ Yards	0	1
Touchbacks	1	0
Fair catch	3	3
KICKOFF-YARDS	1-65	6-385
Average Yards Per Kickoff	65.0	64.2
Net Yards Per Kickoff	49.0	40.8
Touchbacks	0	5
Fair Catch Yards	0	0
Punt returns: Number-Yards-TD	2-11-0	1-22-0
Average Per Return	5.5	22.0
Kickoff returns: Number-Yds-TD	1-15-0	1-16-0
Average Per Return	15.0	16.0
Interceptions: Number-Yds-TD	0-0-0	2-96-1
Fumble Returns: Number-Yds-TD	0-0-0	1-35-1
Miscellaneous Yards	0	0
Possession Time	29:42	30:18
1st Quarter	10:40	4:20
2nd Quarter	5:50	9:10
3rd Quarter	7:54	7:06
4th Quarter	5:18	9:42
Third-Down Conversions	6-17	3-10
Fourth-Down Conversions	2-4	0-0
Red-Zone Scores-Chances	0-3	4-4
Touchdowns	0	2
Field goals	0	2
Sacks By: Number-Yards	1-9	4-26
PAT Kicks	0-0	4-4
2Pts Conversions	0-1	0-0
Field Goals	0-0	2-2
Points off Turnovers	0	14

▶▶ GAME NOTES

Big Notes

- SDSU recorded its largest margin of victory (34 points) against a team from a Power 5 conference in its Division I history (since 1969).
- San Diego State's 34-point victory is tied for the fourth-most lopsided shutout by a non-Power 5 conference team against a power conference team since 2000, trailing only a 59-0 victory by Brigham Young over UCLA in 2008, a 45-0 win by South Florida over Syracuse in 2023 and a 38-0 win by Easter Carolina vs. Duke in 2000.
- The Aztecs recorded their first shutout against a current team from a Power 5 conference since beating Oregon State, 25-0, on Sept. 13, 1975.
- SDSU has home consecutive shutouts to start a season for the first time in its Division I history (since 1969).
- Cal, which came into the game averaging 32.0 points, was shut out for the first time since Oct. 26, 2019 at No. 12 Utah and the first time against an unranked team since Oct. 22, 1994 at USC.
- San Diego State handed California its first loss of the season. Entering tonight, the Bears had outscored the opposition, 96-32, over their 3-0 start.
- The Aztecs won their first game against a team from the Atlantic Coast Conference (ACC). SDSU was 0-3 against the ACC entering the game with two losses to North Carolina (20-13 in the 1998 Las Vegas Bowl and 31-27 at UNC on Sept. 6, 2014), and a loss last year at California (31-10 on Sept. 14, 2024).
- San Diego State snapped a six-game losing streak against teams with at least a 2-0 record. The Aztecs' last win against team with at least a 2-0 record was Sept. 15, 2018 vs. No. 23/25 Arizona State. The Sun Devils were 2-0 and SDSU won, 28-21.
- San Diego State did not record a turnover for a fifth consecutive game dating back to last season, extending its Division I record (since 1969). The streak is also the longest active streak in FBS play.

Aztecs Power Past Cal in 34-0 Shutout

SAN DIEGO -- Bolstered by a bruising, opportunistic defense, San Diego State recorded its second straight home shutout with a 34-0 blanking of California on Saturday at Snapdragon Stadium.

With the victory, the Aztecs posted their first shutout against a current team from a Power 5 conference since a 25-0 triumph over Oregon State on Sept. 13, 1975.

In addition, SDSU (2-1) logged consecutive home shutouts to start a season for the first time since joining the Division I ranks in 1969, while handing the Golden Bears (3-1) their first loss of the year.

With a 13-0 lead hanging in the balance, the Aztecs scored two defensive touchdowns in the third quarter when Dwayne McDougle rumbled 35 yards after a fumble recovery, while Chris Johnson hit pay dirt on a 97-yard interception return, which broke the game wide open.

Cal entered the contest having outscored its opponents by a combined margin of 96-32, but the Scarlet and Black limited the visitors to 289 yards of total offense, 98 yards below their season average.

Aztec defenders harassed freshman quarterback Jaron-Keawe Sagapolutele all night, posting four sacks of the Bears' signal-caller, who completed just 17 of 38 passes for 208 yards and two interceptions.

Offensively, the Aztecs were paced by Jordan Napier, who recorded career highs of 10 receptions for 154 yards with one touchdown.

Pinned deep at its own 10 after a holding penalty, Napier gave SDSU the spark it needed with an 80-yard reception after hauling in a pass from Jayden Denegal near midfield and racing down the sideline to the Cal 10. Two plays later, Denegal connected with Napier for a 6-yard touchdown pass at the 11:42 mark of second quarter, giving the Aztecs a 7-0 lead they would not relinquish.

After forcing a three-and-out, SDSU set up shop in Cal territory at the 41 courtesy of Eric Butler's 22-yard punt return. The Aztec reached the Bear 12 on three consecutive carries for 18 yards by Christian Washington, who previously hauled in an 11-yard reception. However, the drive stalled when SDSU was flagged for offensive pass interference, forcing the hosts to ultimately settle for a 34-yard field goal by Gabriel Plascencia.

Plascencia also split the uprights from 41 yards out as time expired in the first half to cap a nine play, 51-yard march. Previously, Denegal scrambled for a 16-yard gain to the Bear 25 after hitting Bostick on a 19-yard completion. Shortly thereafter, the Aztecs caught a break when Cal jumped offsides, negating an end zone interception by Isaiah Crosby.

The teams traded possessions to begin the third quarter, with the Aztecs' pinning the Bears at their own 4-yard line following Hunter Green's pooch punt. Trondell Grizzell promptly caught a 24-yard pass from Sagapolutele to get Cal out of the shadow of its own end zone. Just one play later, however, Dasean Staley forced a fumble by Kendrick Raphael after a seven-yard gain. The ball took a fortuitous bounce into the waiting arms of McDougle, who darted 35 yards down the left sideline to increase SDSU's lead to 20-0.

After another exchange of punts, Cal marched 53 yards in eight plays to the Aztec 20, where Sagapolutele lofted a pass to the near left corner of the end zone on 1st-and-10. However, Johnson jumped the receiver's route and made an easy interception at the 3-yard line, following his blockers down the sideline for a touchdown that gave the Scarlet and Black a commanding 27-0 advantage.

SDSU closed out the scoring on its first possession of the fourth quarter when Lucky Sutton plowed up the middle for a 3-yard touchdown run with just over nine minutes left, punctuating a 12-play, 76-yard advance.

With time winding down in the fourth quarter, the only drama remaining was whether the Aztecs would keep the shutout intact. The Bears reached the SDSU 31, but backup quarterback Devin Brown was sacked for a 12-yard loss on fourth down with 1:46 left on the clock, preserving the whitewash.

Denegal finished with 189 yards on 15-of-18 passing, while Sutton led all Aztec runners with 61 yards on 12 carries.

Defensively, SDSU was paced by Owen Chambliss' game-high eight solo tackles, while Staley made seven solo stops of his own. August Salvati recorded a pair of sacks, while Bryce Phillips totaled three pass breakups.

>>SCORING SUMMARY

Qtr	Time	Team	Scoring Play	Plays-Yds	TOP	Score
2nd	11:42	SDSU	Napier 6-yd pass f/Denegal (PAT good)	3-80	1:37	0-7
2nd	6:20	SDSU	Plascencia 34-yd field goal	7-25	3:44	0-10
2nd	0:00	SDSU	Plascencia 41-yd field goal	9-51	3:49	0-13
3rd	11:03	SDSU	McDougle 35-yd fumble return (PAT good)	—	—	0-20
3rd	5:59	SDSU	Johnson 93-yd interception return (PAT good)	—	—	0-27
3rd	9:20	SDSU	Sutton 3-yd run (PAT good)	12-76	6:08	0-34

INDIVIDUAL STATISTICS

>>CALIFORNIA

Rushing	Att	Yds	TD	Long	Avg
Johnson Jr	10	39	0	7	3.9
Raphael	11	27	0	7	2.5
High Jr.	4	15	0	9	3.8
Sagapolutele	4	-2	0	6	-0.5
Brown	2	-14	0	0	-7.0
Totals	31	65	0	9	2.1

Passing	C-A-I	Yds	TD	Long	Sack
Sagapolutele	17-38-2	208	0	33	2
Brown	1-3-0	16	0	16	2
Totals	18-41-0	224	0	33	4

Receiving	No.	Yds	TD	Long
Mini	6	54	0	19
Grizzell	4	91	0	33
Hamper	4	28	0	21
De Jesus	3	35	0	22
Adams	1	16	0	16
Totals	18	224	0	33

>>SAN DIEGO STATE

Rushing	Att	Yds	TD	Long	Avg
Sutton	12	61	1	11	5.1
Washington	9	48	0	11	5.3
Denegal	4	9	0	16	2.2
Napier	2	6	0	3	3.0
Emanuel Jr.	3	6	0	5	2.0
Cardwell	1	4	0	4	4.0
TEAM	2	-2	0	0	-1.0
Totals	33	132	1	16	4.0

Passing	C-A-I	Yds	TD	Long	Sack
Denegal	15-18-0	189	1	80	1
Totals	15-18-0	189	1	80	1

Receiving	No.	Yds	TD	Long
Napier	9	154	1	80
Bostick	4	25	0	19
Washington	1	11	0	11
Ford	1	-1	0	0
Totals	15	189	1	80

Game 4

SAN DIEGO STATE	0	3	0	3	-	6
NORTHERN ILLINOIS	3	0	0	0	-	3

Sept. 27 | Huskie Stadium | DeKalb, Ill. | 2:32 p.m. CT | Attendance: 13,512



TEAM STATISTICS

	SDSU	NIU
FIRST DOWNS	19	10
Rushing	9	4
Passing	7	3
Penalty	3	1
NET YARDS RUSHING	151	112
Rushing Attempts	44	41
Average Per Rush	3.4	3.0
Rushing Touchdowns	0	0
Yards Gained Rushing	168	142
Yards Lost Rushing	17	30
NET YARDS PASSING	115	57
Completions-Attempts-Int	14-22-2	7-16-1
Average Per Attempt	5.2	3.6
Average Per Completion	8.2	8.1
Passing Touchdowns	0	0
TOTAL OFFENSE YARDS	266	169
Total offense plays	66	57
Average Gain Per Play	4.0	3.0
Fumbles: Number-Lost	2-0	1-0
Penalties: Number-Yards	5-50	7-60
PUNTS-YARDS	6-282	7-298
Average Yards Per Punt	47.0	42.6
Net Yards Per Punt	34.8	44.0
Inside 20	5	1
50+ Yards	2	2
Touchbacks	0	0
Fair catch	1	0
KICKOFF-YARDS	2-130	2-125
Average Yards Per Kickoff	65.0	62.5
Net Yards Per Kickoff	40.0	40.0
Touchbacks	2	1
Fair Catch Yards	0	20
Punt returns: Number-Yards-TD	4-(-1)-0	1-18-0
Average Per Return	-0.2	18.0
Kickoff returns: Number-Yds-TD	0-0-0	0-0-0
Average Per Return	0.0	0.0
Interceptions: Number-Yds-TD	1-4-0	2-11-0
Fumble Returns: Number-Yds-TD	0-0-0	0-0-0
Miscellaneous Yards	0	0
Possession Time	31:18	28:42
1st Quarter	7:10	7:50
2nd Quarter	8:46	6:14
3rd Quarter	6:55	8:05
4th Quarter	8:27	6:33
Third-Down Conversions	5-15	4-15
Fourth-Down Conversions	1-3	1-2
Red-Zone Scores-Chances	2-2	1-1
Touchdowns	0	0
Field goals	2	1
Sacks By: Number-Yards	2-20	1-10
PAT Kicks	0-0	0-0
2Pts Conversions	0-0	0-0
Field Goals	2-2	1-1
Points off Turnovers	0	0

▶▶ GAME NOTES

Big Notes

• Gabe Plascencia made a 25-yard game-winning field goal with no time left. It was the first time the Aztecs won a regulation game with no time left since Sept. 10, 1994 vs. California when Peter Holt hit a 32-yard field goal with no time left in a 22-20 win. Those are the only two walkoff wins for SDSU since at least the 1982 season.

• San Diego State improved to 3-1 on the season, equaling the win total for Sean Lewis in his first season with the Aztecs in 2024 (3-9).

• SDSU was one of 20 teams last year with three or fewer wins and is now one of only three who have already reached three victories in 2025 as of 5:30 p.m. CT Saturday, joining No. 8 Florida State (2-10 last year and 3-1 this season) and Mississippi State (2-10 last season and 4-1 this year). Southern Miss (2-2 entering its 6 p.m. CT game with Jacksonville State).

• SDSU is 3-1, its best four-game start to a season since starting 7-0 in 2021.

• San Diego State did not allow a touchdown for a second straight game for the first time since the 2016 season (Oct. 14 at Fresno State and Oct. 21 vs. San José State).

• San Diego State improved to 7-0 all-time against Northern Illinois. The seven victories without a loss is easily the most by the Aztecs against current NCAA Division I teams (second is a 3-0 mark against FCS programs Idaho State, Montana State, Northern Arizona and Weber State).

• The Aztecs are now 17-2-1 against current teams in the Mid-American Conference (MAC), including a 12-2-1 mark against teams that were members of the MAC at game time.

• SDSU had its first turnover of the season 37 seconds into the second half, a Jayden Denegal interception. San Diego State had gone 231 offensive plays before giving up its first turnover of the season.

Aztecs Outlast Northern Illinois, 6-3

DEKALB, Ill. -- Gabe Plascencia kicked a 25-yard field goal as time expired to give San Diego State a 6-3 road win over Northern Illinois on Saturday.

Plascencia's winning kick came after the Aztecs (3-1) almost blocked a Huskie (1-3) punt, which resulted in SDSU starting on its own 44-yard line with 1:44 remaining. Five Lucky Sutton rushes, a facemask penalty, an offside after NIU couldn't get a sub on the field and a kneel down by quarterback Jayden Denegal set up Plascencia on the Northern Illinois 6. After the Huskies called a timeout to try and ice Plascencia, he sailed it through the uprights for his 18th consecutive made field goal, tying Chris O'Brien's school record set from 1984-85.

It was the first time San Diego State won a regulation game with no time left since Sept. 10, 1994 vs. California when Peter Holt connected on a 32-yard field goal in a 22-20 win. Those are the only two walkoff victories for the Aztecs since at least the 1982 season.

SDSU improved to 3-1 with the win, matching the win total for Sean Lewis in his first season at the helm in 2024 (3-9). San Diego State is off to its best start since starting 7-0 in 2021 en route to a 12-2 season and No. 25 ranking in the final Associated Press Top 25 poll.

Both teams scored on long drives to opening the game, the Huskies going 62 yards and 12 plays over 7:50, ending with a 31-yard field goal by Andrew Glass.

The Aztecs responded with a 13-play, 63-drive of their own over 7:15 before Plascencia converted a 30-yarder on the first play of the second quarter.

Neither team got inside the 40 of the other side until the fourth quarter when SDSU reached the NIU 34. Facing a fourth-and-1, however, Jayden Denegal was picked off by Jasper Beeler on the Northern Illinois 32.

The Huskies took advantage of a San Diego State personal foul while punting and got into Aztec territory for the first and last time since their opening drive, but quarterback Josh Holst was stuffed on fourth-and-2 on the SDSU 44 by Trey White and Krishna Clay.

Each team traded punts before San Diego State's game-winning drive.

The Aztecs outgained NIU, 266-169, and limited the home team to 10 first downs and a 4-for-15 effort on third down.

SDSU didn't allow a touchdown for a second straight game for the first time since 2016 (Oct. 14 at Fresno State and Oct. 21 vs. San José State). The three points allowed over the last two games are the fewest allowed in a two-game stretch by San Diego State since 1975 (0 points at Fresno State on Oct. 11 and three points vs. New Mexico State on Oct. 18).

The three points by Northern Illinois, meanwhile, are its fewest in a game since also scoring three vs. South Florida in the 2010 International Bowl (Jan. 2, 2010) and fewest in a home game since being shut out vs. Navy on Nov. 15, 2008.

Sutton ran for 88 yards and 17 carries. Denegal was 13-for-20 for 110 yards and his first two interceptions of his career as the Aztecs snapped a five-game streak without a turnover (a SDSU DI-era record), but ended a 14-game losing streak when committing more turnovers (2) than their opponent (1).

Jordan Napier had six catches for 52 yards and 22 yards on the ground, while Donovan Brown added five receptions for 42 yards.

Owen Chambliss had a team-high 11 tackles with a 10-yard sack, while Chris Johnson had seven tackles and an interception for a second straight game.

Coupled with a 42-0 shutout over Stony Brook in the opener on Aug. 28, a 36-13 loss at Washington State on Sept. 6 and a 34-0 shutout over California on Sept. 20, SDSU has allowed just 39 points, its fewest through four games in 50 years.

San Diego State improved to 7-0 all-time against Northern Illinois. The seven victories without a loss are the most by the Aztecs against current NCAA Division I teams (second is a 3-0 mark against FCS programs Idaho State, Montana State, Northern Arizona and Weber State). SDSU is also now 17-2-1 against current teams from the Mid-American Conference (MAC).

>>SCORING SUMMARY

Qtr	Time	Team	Scoring Play	Plays-Yds TOP	Score
1st	7:10	NIU	Glass 31-yd field goal	16-62 7:50	0-3
2nd	14:55	SDSU	Plascencia 30-yd field goal	13-63 7:15	3-3
4th	0:00	SDSU	Plascencia 25-yd field goal	7-49 1:44	6-3

INDIVIDUAL STATISTICS

>>SAN DIEGO STATE

Rushing	Att	Yds	TD	Long	Avg
Sutton	17	88	0	13	5.2
Napier	4	22	0	16	5.5
Washington	12	22	0	8	1.8
Denegal	9	19	0	12	2.1
Emanuel Jr.	1	1	0	1	1.0
Totals	44	151	0	16	3.4

Passing	C-A-I	Yds	TD	Long	Sack
Denegal	13-20-2	110	0	19	1
Brown	1-2-0	5	0	5	0
Totals	14-22-0	115	0	19	1

Receiving	No.	Yds	TD	Long
Napier	6	52	0	19
Brown	5	42	0	13
Welsh	2	15	0	8
Ford	1	6	0	6
Totals	14	115	0	19

>>NORTHERN ILLINOIS

Rushing	Att	Yds	TD	Long	Avg
Johnson Jr.	16	53	0	11	3.3
Wright	10	27	0	11	2.7
Holst	12	25	0	14	2.1
Rogers	1	6	0	6	6.0
Poe	1	2	0	2	2.0
TEAM	1	-1	0	0	-1.0
Totals	41	122	0	14	3.0

Passing	C-A-I	Yds	TD	Long	Sack
Holst	6-14-0	49	0	15	2
Davidson	1-2-1	8	0	8	0
Totals	7-16-1	57	0	15	20

Receiving	No.	Yds	TD	Long
Rogers	5	51	0	15
Dimopoulos	1	4	0	4
Poe	1	2	0	2
Totals	7	57	0	15

Game 5

COLORADO STATE	0	10	0	14	-	24
SAN DIEGO STATE	7	21	10	7	-	45

Oct. 3 | Snapdragon Stadium | San Diego, Calif. | 7:37 p.m. PT | Attendance: 29,019



TEAM STATISTICS

	CSU	SDSU
FIRST DOWNS	22	24
Rushing	8	13
Passing	11	11
Penalty	3	0
NET YARDS RUSHING	149	281
Rushing Attempts	35	48
Average Per Rush	4.3	5.9
Rushing Touchdowns	1	4
Yards Gained Rushing	185	283
Yards Lost Rushing	36	2
NET YARDS PASSING	206	259
Completions-Attempts-Int	18-30-0	14-18-0
Average Per Attempt	6.9	14.4
Average Per Completion	11.4	18.5
Passing Touchdowns	2	2
TOTAL OFFENSE YARDS	355	540
Total offense plays	65	66
Average Gain Per Play	5.5	8.2
Fumbles: Number-Lost	0-0	0-0
Penalties: Number-Yards	1-5	9-89
PUNTS-YARDS	5-204	7-78
Average Yards Per Punt	40.8	39.0
Net Yards Per Punt	40.6	39.0
Inside 20	1	2
50+ Yards	1	0
Touchbacks	0	0
Fair catch	0	1
KICKOFF-YARDS	4-220	8-520
Average Yards Per Kickoff	55.0	65.0
Net Yards Per Kickoff	30.5	39.4
Touchbacks	1	7
Fair Catch Yards	0	0
Punt returns: Number-Yards-TD	0-0-0	2-1-0
Average Per Return	0.0	0.5
Kickoff returns: Number-Yds-TD	1-30-0	3-73-0
Average Per Return	30.0	24.3
Interceptions: Number-Yds-TD	0-0-0	0-0-0
Fumble Returns: Number-Yds-TD	0-0-0	0-0-0
Miscellaneous Yards	0	0
Possession Time	25:58	34:02
1st Quarter	5:45	9:15
2nd Quarter	7:48	7:12
3rd Quarter	5:34	9:26
4th Quarter	6:51	8:09
Third-Down Conversions	4-14	7-11
Fourth-Down Conversions	3-4	1-1
Red-Zone Scores-Chances	3-3	4-4
Touchdowns	2	4
Field goals	1	0
Sacks By: Number-Yards	0-00	4-31
PAT Kicks	1-1	6-6
2Pts Conversions	1-1	0-0
Field Goals	1-1	1-1
Points off Turnovers	0	0

▶▶ GAME NOTES

Big Notes

• San Diego State improved to 4-1 on the season, already bettering the win total for Sean Lewis in his first season with the Aztecs in 2024 (3-9).

• The Aztecs were one of 20 teams last year with three or fewer wins and are now one of only two schools who have already reached four victories in 2025.

• SDSU is 4-1, its best five-game start to a season since starting 7-0 in 2021. That 2021 team set a program record with 12 victories (12-2) and finished 25th in the final Associated Press Top 25 Poll.

• This is the sixth time San Diego State has started a season with at least a 4-1 record through five games over the last 10 years: 4-1 in 2025, 5-0 in 2021, 4-1 in 2019, 4-1 in 2018, 5-0 in 2017 and 4-1 in 2016.

• The Aztecs won their 18th straight game when rushing for at least 200 yards, improving to 59-2 over their last 61 200-yard rushing games.

• SDSU had multiple 100-yard rushers (Byron Cardwell Jr. - 129 and Lucky Sutton - 113) for the first time since Sept. 14, 2019 at New Mexico State when Jordan Byrd (118) and Chance Bell (116) accomplished the feat.

• San Diego State is now 30-1 in its Division I history when having multiple 100-yard rushers in the same game, including wins in 20 straight games.

• QB Jayden Denegal finished with a pass efficiency rating of 256.90, the third-best mark in SDSU's DI history (since 1969) and best since Kevin McKechnie's school-record mark of 291.81 vs. Navy on Sept. 5, 1997.

• WR Jordan Napier had a career-high 153 yards and a touchdown on seven catches.

• K Gabe Plascencia made a career-long 53-yard field goal and now has made 19 consecutive field goals, the longest streak in program history.

Team Effort Propels Aztecs Past CSU, 45-24

SAN DIEGO -- After mustering just two field goals last week, San Diego State's offense came to life on Friday, scoring touchdowns on four straight drives in the first half to highlight a 45-24 triumph over Colorado State in the Mountain West opener for both teams at Snapdragon Stadium.

With the victory, the Aztecs improve to 4-1 overall, eclipsing their win-total from the entire 2024 campaign (3-9) in head coach Sean Lewis' first year at the helm. SDSU also won its conference opener for the 10th time in the last 13 years.

In addition, San Diego State remains unbeaten at home with a 3-0 mark, outscoring the opposition 121-24 in that stretch, as the Rams drop to 1-4 on the season.

The Aztecs outgained CSU on Friday, 540-355, marking the first time the Scarlet and Black produced over 500 yards of total offense since a 38-7 rout at Utah State on Oct. 31, 2020.

In a contest featuring a series of superlative performances, Byron Cardwell Jr. led all players with a career-high 129 yards on 15 carries and one touchdown, all in the second half, while Lucky Sutton set a collegiate best as well, rushing for 113 yards on 21 attempts with a pair of scores.

With their efforts, Cardwell and Sutton gave the SDSU its first pair of 100-yard rushers in the same game since Sept. 14, 2019, when Jordan Byrd (118) and Chance Bell (116) accomplished the feat at New Mexico State.

Jayden Denegal also helped direct a balanced offense, passing for a career-high 256 yards with two touchdowns after completing 13-of-16 attempts. Jordan Napier was Denegal's favorite target, hauling in seven receptions for a collegiate-best 153 yards and one touchdown.

Not to be outdone, the Aztec defense flashed its mettle with eight tackles for 44 yards in losses, including four sacks.

SDSU's big-play potential was on full display in the first half, as Denegal connected with a streaking Donovan Brown on a 45-yard touchdown pass down the right sideline on the Aztecs' second possession of the game.

SDSU extended its lead to 14-0 early in the second quarter when Christian Washington barreled across the goal line from two yards out, capping a 13-play, 64-yard march.

The teams traded scores on their next four possessions, with CSU trimming the deficit to 14-7 courtesy of Jackson Brousseau's 49-yard scoring strike to Armani Winfield. However, the Aztecs quickly drove 73 yards in seven plays, culminating in Denegal's 42-yard touchdown bomb to Napier, which restored their two-touchdown advantage at 21-7.

The Rams followed with a lengthy 15-play march before Isaiah Hankins salvaged three points with a 30-yard field goal. SDSU wasted no time on its next foray down the field, consuming just 41 seconds of clock in three plays before Sutton scampered up the middle for a 14-yard touchdown run, giving the Scarlet and Black a 28-10 cushion at the half.

The Aztecs played ball control in the second half, outrushing the Rams, 194-46, while maintaining the edge in time of possession (17:35-12:25).

Gabriel Plascencia split the uprights from a career-long 53-yards out on the SDSU's first possession of the second half for his school-record 19th consecutive field goal, surpassing the previous standard of 18 set by Chris O'Brien in 1984-85.

Following a three-and-out, the Aztecs extended their advantage to 38-10 when Sutton scored his second touchdown of the night on a 1-yard run, punctuating a 12-play, 75-yard advance.

CSU finally responded to the Scarlet and Black's 17-0 blitz, when Brousseau scrambled four yards for a touchdown at the 12:35 mark of the fourth quarter, with a subsequent two-point conversion narrowing the gap to 38-18.

Cardwell stole the spotlight on SDSU's ensuing possession, accounting for all 59 yards in four carries, capped by a 20-yard touchdown run that gave the Aztecs an insurmountable 45-18 lead.

The final margin was later settled when Ram backup quarterback Darius Curry found Kory Hall on a 12-yard touchdown pass as time expired.

>>SCORING SUMMARY

Qtr	Time	Team	Scoring Play	Plays-Yds TOP	Score
1st	5:56	SDSU	Brown 45-yd pass f/Denegal (PAT good)	5-82 1:52	0-7
2nd	12:33	SDSU	Washington 3-yd run (PAT good)	13-64 6:53	0-14
2nd	11:24	CSU	Winfield 49-yd pass f/Brousseau (PAT good)	3-70 1:03	7-14
2nd	7:28	SDSU	Napier 42-yd pass f/Denegal (PAT good)	7-73 3:41	7-21
2nd	1:32	CSU	Hankins 30-yd field goal	15-62 5:56	10-21
2nd	0:51	SDSU	Sutton 14-yd rush (PAT good)	3-75 0:41	10-28
3rd	11:45	SDSU	Plascencia 53-yd field goal	9-30 3:09	10-31
3rd	4:43	SDSU	Sutton 1-yd rush (PAT good)	12-75 6:11	10-38
4th	12:48	CSU	Brousseau 4-yd rush (2-pt successful)	14-75 6:45	18-38
4th	10:21	SDSU	Cardwell 20-yd rush (PAT good)	4-59 2:10	18-45
4th	0:00	CSU	Hall 12-yd pass f/Curry	11-88 2:57	24-45

INDIVIDUAL STATISTICS

>>COLORADO STATE

Rushing	Att	Yds	TD	Long	Avg
Dupree	16	103	0	31	6.4
Avant	3	17	0	9	5.7
Marshall	3	14	0	10	4.7
Curry	4	14	0	9	3.5
Kinnard	2	8	0	5	4.0
Brousseau	7	-7	1	6	-1.0
Totals	35	149	1	31	4.3

Passing	C-A-I	Yds	TD	Long	Sack
Brousseau	13-25-0	155	1	49	3
Curry	5-5-0	51	1	17	1
Totals	18-27-0	206	2	49	4

Receiving	No.	Yds	TD	Long
Ross	3	12	0	14
Winfield	2	47	1	49
Bell	2	28	0	17
Beers	2	20	0	6
Brown	2	17	0	10
Maher	1	35	0	35
Lanier	1	14	0	14
Hall	1	12	1	12
Dupree	1	9	0	9
McIntyre	1	9	0	9
Antwi	1	2	0	2
Avant	1	1	0	1
Totals	18	206	2	49

>>SAN DIEGO STATE

Rushing	Att	Yds	TD	Long	Avg
Cardwell	15	129	1	22	8.6
Sutton	21	113	2	16	5.4
Washington	8	28	1	10	3.5
Emanuel Jr.	2	10	0	5	5.0
Denegal	1	2	0	2	2.0
TEAM	1	-1	0	0	-1.0
Totals	48	281	4	22	5.9

Passing	C-A-I	Yds	TD	Long	Sack
Denegal	13-16-0	256	2	61	0
Emanuel Jr.	1-1-0	3	0	3	0
Napier	0-1-0	0	0	0	0
Totals	14-18-0	259	2	61	0

Receiving	No.	Yds	TD	Long
Napier	7	153	1	61
Brown	2	55	1	45
Welsh	2	23	0	16
Wolfer	1	19	0	19
Acevedo	1	6	0	6
Ford	1	3	0	3
Totals	14	259	2	61

Game 6

SAN DIEGO STATE	14	21	9	0	-	44
NEVADA	0	0	0	10	-	10

Oct. 11 | Mackay Stadium | Reno, Nev. | 7:37 p.m. PT | Attendance: 19,473



TEAM STATISTICS

	SDSU	NV
FIRST DOWNS	20	15
Rushing	12	4
Passing	8	9
Penalty	0	2
NET YARDS RUSHING	204	77
Rushing Attempts	42	31
Average Per Rush	4.9	2.5
Rushing Touchdowns	1	0
Yards Gained Rushing	229	114
Yards Lost Rushing	25	27
NET YARDS PASSING	205	194
Completions-Attempts-Int	14-18-0	15-30-2
Average Per Attempt	11.4	6.5
Average Per Completion	14.6	12.9
Passing Touchdowns	2	1
TOTAL OFFENSE YARDS	409	254
Total offense plays	60	63
Average Gain Per Play	6.8	4.0
Fumbles: Number-Lost	0-0	3-0
Penalties: Number-Yards	4-43	2-10
PUNTS-YARDS	3-163	6-278
Average Yards Per Punt	54.3	46.3
Net Yards Per Punt	47.0	32.2
Inside 20	2	2
50+ Yards	2	1
Touchbacks	0	0
Fair catch	1	4
KICKOFF-YARDS	9-580	3-186
Average Yards Per Kickoff	64.4	62.0
Net Yards Per Kickoff	39.4	37.7
Touchbacks	8	2
Fair Catch Yards	0	0
Punt returns: Number-Yards-TD	2-85-1	2-11-0
Average Per Return	42.5	5.5
Kickoff returns: Number-Yds-TD	1-23-0	1-25-0
Average Per Return	23.0	25.0
Interceptions: Number-Yds-TD	2-45-1	0-0-0
Fumble Returns: Number-Yds-TD	0-0-0	0-0-0
Miscellaneous Yards	0	0
Possession Time	31:24	28:36
1st Quarter	6:49	8:11
2nd Quarter	6:03	8:57
3rd Quarter	10:17	4:43
4th Quarter	8:15	6:45
Third-Down Conversions	3-10	3-14
Fourth-Down Conversions	1-1	1-2
Red-Zone Scores-Chances	3-3	2-3
Touchdowns	2	1
Field goals	1	1
Sacks By: Number-Yards	2-12	2-14
PAT Kicks	5-5	1-1
2Pts Conversions	0-0	0-0
Field Goals	3-3	1-1
Points off Turnover	14	0

▶▶ GAME NOTES

Big Notes

- After finishing with a 3-9 record and losing the final six games of the 2024 campaign, San Diego State improved to 5-1 on the season with the victory.
- The 5-1 season is the best start for the Aztecs since starting 7-0 in 2021. That 2021 team set a program record with 12 victories (12-2) and finished 25th in the final Associated Press Top 25 Poll.
- This is the sixth time SDSU has started a season with at least a 5-1 record through six games over the last 10 years:
 - 5-1 in 2025; 6-0 in 2021; 5-1 in 2019; 5-1 in 2018; 6-0 in 2017; 5-1 in 2016
- San Diego State already has its most wins in a season since 2022 when it was 7-6.
- The Aztecs won their fourth consecutive game, their longest since a four-game win streak to close the 2021 regular season.
- The four-game win streak by SDSU is tied for the 14th-longest active streak in the country.
- San Diego State improved to 2-0 in Mountain West play for the 10th time in league history (also 2002, 2013, 2015, 2016, 2017, 2018, 2020, 2021 and 2024).
- After starting 2-0 in league play, the Aztecs won the MW championship in both 2015 and 2016.
- SDSU won its Mountain West road opener for the 16th time in league history and has won consecutive MW road openers for the first time since a seven-year stretch from 2015-2021.
- SDSU has consecutive 40-point games for the first time since 2017 (52 at San José State on Nov. 4 and 42 vs. Nevada on Nov. 18).
- SDSU had a punt return for a touchdown (Jordan Napier) and an interception return for touchdown (Chris Johnson) in the same game for the first time since Nov. 23, 2013 vs. Boise State (Tim Vizzi PR TD and J.J. Whittaker INT TD).

Aztecs Blow Past Nevada, 44-10, on the Road

RENO, Nev.— San Diego State scored on a punt return and an interception return in the first quarter, and Jayden Denegal threw for two more scores in a 44-10 victory at Nevada on Saturday night.

It was the fourth consecutive victory for the Aztecs (5-1, 2-0 MW), who continued their best start since beginning the 2021 campaign with a 7-0 record en route to a school-record 12 wins.

Jordan Napier returned a punt 75 yards for a touchdown less than a minute into the game. It was SDSU's first punt return touchdown since Jordan Byrd had one against Idaho State on Sept. 10, 2022 and the longest since BJ Busbee had a 90-yarder vs. Colorado State on Dec. 5, 2020.

After a second straight three-and-out by the Wolf Pack (1-5, 0-2 MW), Chris Johnson picked off Carter Jackson and returned it 45 yards to put San Diego State up, 14-0. Johnson became the first Aztec since Andrew Aleki in 2021 with multiple interceptions returned for a touchdown in the same season.

It was the first time San Diego State had punt return and interception returns for a touchdown since Nov. 23, 2013 vs. Boise State.

SDSU picked off Jackson again on Nevada's ensuing drive as Dwayne McDougale came up with it and gave San Diego State the ball on its own 30-yard line. Denegal found Christian Washington with a 2-yard pass into the end zone on the first play of the second quarter to put the Aztecs up three touchdowns at 21-0. SDSU marched 70 yards on eight plays on the drive.

San Diego State got the ball back after a Wolf Pack punt and went 73 yards on seven plays before Denegal found Jacob Bostick running across the field. Bostick ran it 31 yards into the end zone to make it 28-0.

Nevada got all the way to the Aztec 7, but the relentless SDSU defense held on fourth-and-goal, giving the visitors the ball back with 4:22 left in the first half.

San Diego State promptly went 93 yards on six plays, ultimately finishing with a 3-yard tough touchdown run by Lucky Sutton. Two big plays got the Aztecs down inside near the goal line, including a 29-yard run by Denegal and a 41-yard pass from Denegal to Napier.

SDSU's 35 points in the first half were its most since at least the 2000 season.

San Diego State didn't score a touchdown in the second half as its starters hardly played in the fourth quarter on both sides of the ball. Gabe Plascencia made field goals on three straight drives for the Aztecs in the third quarter, including a 29-yarder, a 45-yarder and a 49-yarder as SDSU led, 44-0, heading into the fourth.

Nevada got on the scoreboard with 12:50 left in the game on a 34-yard field goal by Joe McFadden. The Wolf Pack closed out the scoring with a 16-yard pass from Carter Jones to Marshaun Brown.

Denegal was 14-of-17 passing for 205 yards and two touchdowns. Napier logged his third 100-yard game over the last four with 110 yards on five catches to go along with his 75-yard punt return touchdown. Sutton ran for 81 yards on 17 carries (4.8 avg.).

It was the second straight game with at least 40 points for San Diego State, the first time that has happened since 2017.

Dalesean Staley and Owen Chambliss had six tackles apiece to lead the Aztec defense.

>>SCORING SUMMARY

Qtr	Time	Team	Scoring Play	Plays-Yds	TOP	Score
1st	14:01	SDSU	Napier 75-yd punt return (PAT good)	--	--	7-0
1st	7:11	SDSU	Johnson 45-yd interception return (PAT good)	--	--	14-0
2nd	15:00	SDSU	Washington 2-yd pass f/Denegal (PAT good)	8-70	3:26	21-0
2nd	9:05	SDSU	Bostick 31-yd pass f/Denegal (PAT good)	7-73	3:27	28-0
2nd	1:46	SDSU	Sutton 3-yd rush (PAT good)	6-93	2:36	35-0
3rd	10:49	SDSU	Plascencia 29-yd field goal	10-64	4:11	38-0
3rd	7:05	SDSU	Plascencia 45-yd field goal	5-30	2:33	41-0
3rd	2:03	SDSU	Plascencia 49-yd field goal	7-34	3:33	44-0
4th	12:50	NV	McFadden 34-yd field goal	9-60	4:13	44-3
4th	2:32	NV	Brown 16-yd pass f/Jones (PAT good)	10-81	3:10	44-10

INDIVIDUAL STATISTICS

>>SAN DIEGO STATE

Rushing	Att	Yds	TD	Long	Avg
Sutton	17	81	1	9	4.8
Washington	9	51	0	16	5.7
Cardwell	9	41	0	20	4.6
Denegal	4	36	0	29	9.0
TEAM	1	-2	0	0	0
Emanuel Jr.	2	-3	0	5	-1.5
Totals	42	204	1	29	4.9

Passing	C-A-I	Yds	TD	Long	Sack
Denegal	14-17-0	205	2	41	1
Emanuel Jr.	0-1-0	0	0	0	1
Totals	14-18-0	205	2	41	2

Receiving	No.	Yds	TD	Long
Napier	5	110	0	41
Brown	4	58	0	30
Acevedo	2	4	0	2
Bostick	1	31	1	31
Washington	1	2	1	2
Cardwell	1	0	0	0
Totals	14	205	2	41

>>NEVADA

Rushing	Att	Yds	TD	Long	Avg
Ramseur	8	35	0	11	4.4
Jackson	5	14	0	6	2.8
Woods	3	11	0	6	3.7
Turner	4	4	0	3	1.0
Kelley	3	0	0	4	0.0
Jones	10	-4	0	16	-0.4
Totals	33	60	0	16	1.8

Passing	C-A-I	Yds	TD	Long	Sack
Jones	15-30-2	194	1	44	2
Totals	15-30-2	194	1	44	2

Receiving	No.	Yds	TD	Long
Carpenter	3	72	0	44
Calimon	2	28	0	20
Thomas	2	17	0	9
Henry	1	32	0	32
Brown	1	16	1	16
Purdy	1	13	0	13
Turner	1	5	0	5
Asiasi	1	5	0	5
Burleson II	1	3	0	3
Woods	1	0	0	0
Totals	15	194	1	44

Game 7

SAN DIEGO STATE
FRESNO STATE

7	6	0	10	-	23
0	0	0	0	-	0

Oct. 25 | Valley's Children Stadium | Fresno, Calif. | 12:35 p.m. PT | Attendance: 41,535



TEAM STATISTICS

	SDSU	FS
FIRST DOWNS	21	14
Rushing	13	3
Passing	6	9
Penalty	2	2
NET YARDS RUSHING	208	45
Rushing Attempts	46	23
Average Per Rush	4.5	2.0
Rushing Touchdowns	1	0
Yards Gained Rushing	239	71
Yards Lost Rushing	31	26
NET YARDS PASSING	124	182
Completions-Attempts-Int	11-18-1	20-42-2
Average Per Attempt	6.5	4.3
Average Per Completion	11.3	9.1
Passing Touchdowns	0	0
TOTAL OFFENSE YARDS	332	227
Total offense plays	64	65
Average Gain Per Play	5.2	3.5
Fumbles: Number-Lost	2-1	2-0
Penalties: Number-Yards	7-49	6-50
PUNTS-YARDS	3-153	6-232
Average Yards Per Punt	51.0	38.7
Net Yards Per Punt	44.7	37.0
Inside 20	1	2
50+ Yards	3	0
Touchbacks	1	0
Fair catch	1	4
KICKOFF-YARDS	6-377	1-57
Average Yards Per Kickoff	62.8	57.0
Net Yards Per Kickoff	39.0	30.0
Touchbacks	3	0
Fair Catch Yards	0	0
Punt returns: Number-Yards-TD	1-10-0	1-(-1)-0
Average Per Return	10.0	-1.0
Kickoff returns: Number-Yds-TD	1-27-0	2-43-0
Average Per Return	27.0	21.5
Interceptions: Number-Yds-TD	2-31-1	1-0-0
Fumble Returns: Number-Yds-TD	0-0-0	1-22-0
Miscellaneous Yards	0	0
Possession Time	31:51	28:09
1st Quarter	8:02	6:58
2nd Quarter	8:06	6:54
3rd Quarter	10:39	4:21
4th Quarter	5:04	9:56
Third-Down Conversions	4-11	5-16
Fourth-Down Conversions	1-1	0-3
Red-Zone Scores-Chances	2-3	0-1
Touchdowns	1	0
Field goals	1	0
Sacks By: Number-Yards	1-19	2-8
PAT Kicks	2-2	0-0
2Pts Conversions	0-0	0-0
Field Goals	3-3	0-0
Points off Turnover	10	0

▶▶ GAME NOTES

Big Notes

- After finishing with a 3-9 record and losing the final six games of the 2024 campaign, San Diego State improved to 6-1 on the season with the victory.
- The Aztecs are bowl eligible for the first time since 2022, but for the 14th time in the last 16 seasons (since 2010).
- The 6-1 record through seven games is the best start for SDSU since starting 7-0 in 2021. That 2021 team set a program record with 12 victories (12-2) and finished 25th in the final Associated Press Top 25 Poll.
- This is the sixth time San Diego State has started a season with at least a 6-1 record through seven games over the last 10 years: 6-1 in 2025; 7-0 in 2021; 6-1 in 2019; 6-1 in 2018; 6-1 in 2017; 6-1 in 2016.
- The Aztecs have three shutouts in the same season for the first time in their Division I history (since 1969).
- SDSU is the only team in FBS with three shutouts and also the only team to not allow a touchdown in four games.
- San Diego State handed Fresno State its first shutout at home since Oct. 25, 1980 and first in any game since Nov. 5, 2016 at Colorado State.
- The Aztecs already have their most wins in a season since 2022 when they went 7-6.
- SDSU won its fifth consecutive game, its longest win streak since a seven-game streak to start the 2021 campaign.
- San Diego State won its third straight road game, its longest road winning streak in a five-game road winning streak in 2021.
- The Aztecs improved to 3-0 in Mountain West play for the sixth time in league history (also 2002, 2015, 2016, 2018 and 2021).
- After starting 3-0 in league play, SDSU won the MW championship in both 2015 and 2016.
- San Diego State won its 20th straight game when rushing for at least 200 yards, improving to 61-2 over its last 63 200-yard rushing games.

SDSU Shuts Out Fresno State, 23-0, for Old Oil Can

FRESNO, Calif. -- Lucky Sutton rushed for a career-high 131 yards and a touchdown, and the San Diego State defense pitched its third shutout of the season in a 23-0 victory over Fresno State Saturday at Valley's Children Stadium in Fresno.

The win made the Aztecs (6-1, 3-0 Mountain West) bowl eligible for the first time since 2022, but the 14th time in the last 16 seasons. It was the fifth consecutive victory for SDSU, which held onto the Old Oil Can Trophy in the rivalry of two teams who will leave the Mountain West for the new Pac-12 Conference in 2026.

San Diego State became the first team to shut out the Bulldogs (5-3, 2-2 MW) in Fresno since 1980 and the first time overall since 2016. It was the first shutout for the Aztecs in the series since 1998 and first in Fresno since 1975, improving SDSU to 32-27-4 all-time in the series.

This is the first time in San Diego State's Division I history (since 1969) that it has three shutouts in a season. It was also the first shutout for the Aztecs in a road game since Nov. 8, 2003 at UNLV.

SDSU outgained FS, 332-227, including a decisive 208-45 advantage on the ground. San Diego State won its 20th straight game and improved to 61-2 over its last 63 games when rushing for at least 200 yards.

Sutton got the Aztecs on the scoreboard on their second drive of the game, scoring on a 1-yard touchdown on a 9-play, 92-yard drive. The big play came on a 54-yard catch-and-run from Jordan Denegal to a wide-open Byron Cardwell on a second-and-7 that got SDSU to the 1, before Sutton punched it in.

San Diego State got into Fresno State territory early in the second quarter but had to settle for a 42-yard field goal by Gabe Plascencia. It was the 23rd consecutive field goal for Plascencia, which broke the Mountain West record and extended his school record. He added two more later in the game.

The Aztecs threatened on their next drive, but Denegal's pass on the Bulldog 32 was picked off on the 3 by Al'zillion Hamilton.

SDSU, however, got the ball back when Trey White hit quarterback Carson Conklin and August Salvati was there to grab the interception at the FS32. San Diego State was unable to get a first down and, after a 5-yard false start, Plascencia nailed a 50-yarder to put the Aztecs up 13.

FS got into SDSU territory late in the half, but San Diego State stood tall on a fourth-and-10 play, keeping the score at 13-0 at the half.

The Aztecs got deep into Fresno State territory in their first drive of the second half after the Bulldogs were forced to punt, but on a trick play that started on the FS 8, Jordan Napier fumbled and Fresno State got all the way to its own 47.

SDSU, however, came up big by forcing a three-and-out and getting the ball back on its own 9. San Diego State went 82 yards on 11 plays, using up 5:34 before Plascencia's third field goal of the night -- this time from 27 yards -- put the Aztecs up, 16-0, with 13:22 remaining.

On the Bulldogs' ensuing drive, facing a third-and-10, Conklin was picked off by SDSU linebacker Tano Letuli, who returned it 31 yards for the touchdown for the final points of the game.

FS got into San Diego State territory in each of its final two drives, but couldn't convert at fourth-and-5 from the Aztec 12 or on a fourth-and-9 from the SDSU 47. San Diego State then knelt to complete the 23-0 victory.

Sutton notched his third 100-yard game of the season (and career) to lead the Aztec offense. Cardwell caught two passes for 59 yards and ran for another 26.

Dalesean Staley led the SDSU defense with seven tackles, including 0.5 for loss, and a pair of pass breakups. San Diego State didn't allow a play longer than 14 yards.

At 6-1, the Aztecs are off to their best start since starting 7-0 in 2021. That 2021 team set a program record with 12 victories (12-2) and finished 25th in the final Associated Press Top 25 Poll.

SDSU is 3-0 in MW play for the sixth time in league history.

>>> SCORING SUMMARY

Qtr	Time	Team	Scoring Play	Plays-Yds TOP	Score
1st	3:30	SDSU	Sutton 1-yd rush (PAT good)	9-92 3:53	7-0
2nd	12:20	SDSU	Plascencia 42-yd field goal	10-52 4:07	10-0
2nd	1:33	SDSU	Plascencia 50-yd field goal	4-0 1:02	13-0
4th	13:22	SDSU	Plascencia 27-yd field goal	11-82 5:34	16-0
4th	8:46	SDSU	Letuli 31-yd interception return (PAT good)	— —	23-0

INDIVIDUAL STATISTICS

>>> SAN DIEGO STATE

Rushing	Att	Yds	TD	Long	Avg
Sutton	21	131	1	46	6.2
Denegal	8	30	0	17	3.8
Cardwell	7	26	0	9	3.7
Washington	4	16	0	7	4.0
Emanuel Jr.	2	15	0	9	7.5
TEAM	2	-1	0	0	-0.5
Napier	2	-9	0	8	-4.5
Totals	46	208	1	46	4.5

Passing	C-A-I	Yds	TD	Long	Sack
Denegal	11-18-1	124	0	54	2
Totals	11-18-1	124	0	54	2

Receiving	No.	Yds	TD	Long
Napier	4	14	0	7
Cardwell	2	59	0	54
Ford	2	20	0	14
Adams	1	12	0	12
Brown	1	11	0	11
Acevedo	1	8	0	8
Totals	11	124	0	54

>>> FRESNO STATE

Rushing	Att	Yds	TD	Long	Avg
Donelson	7	23	0	5	3.3
Luke	5	23	0	9	4.6
Ramirez	4	18	0	7	4.5
Arceneaux	1	-5	0	-5	-5.0
Conklin	6	-14	0	6	-2.3
Totals	23	45	0	9	2.0

Passing	C-A-I	Yds	TD	Long	Sack
Conklin	20-42-2	182	0	14	1
Totals	20-42-2	182	0	14	1

Receiving	No.	Yds	TD	Long
Luke	5	35	0	12
McClain	3	34	0	14
Freeman	3	26	0	12
Malau'ulu	2	22	0	14
Farrar	2	17	0	13
Beachem	1	14	0	14
Gilliam	1	14	0	14
Ramirez	1	9	0	9
Brown	1	7	0	7
Anderson III	1	4	0	4
Totals	20	182	0	14

Game 8

WYOMING

SAN DIEGO STATE

7	0	0	0	-	7
7	10	0	7	-	24

Nov. 1 | Snapdragon Stadium | San Diego, Calif. | 4:07 p.m. PT | Attendance: 24,325



TEAM STATISTICS

	WYO	SDSU
FIRST DOWNS	9	16
Rushing	3	8
Passing	5	7
Penalty	1	1
NET YARDS RUSHING	89	196
Rushing Attempts	35	40
Average Per Rush	2.5	4.9
Rushing Touchdowns	0	2
Yards Gained Rushing	112	202
Yards Lost Rushing	23	6
NET YARDS PASSING	96	194
Completions-Attempts-Int	13-27-3	11-22-2
Average Per Attempt	3.6	8.8
Average Per Completion	7.4	17.6
Passing Touchdowns	1	1
TOTAL OFFENSE YARDS	185	390
Total offense plays	62	62
Average Gain Per Play	3.0	6.3
Fumbles: Number-Lost	1-1	0-0
Penalties: Number-Yards	6-41	8-78
PUNTS-YARDS	6-303	7-348
Average Yards Per Punt	50.5	49.7
Net Yards Per Punt	49.5	35.9
Inside 20	1	1
50+ Yards	4	3
Touchbacks	0	3
Fair catch	1	1
KICKOFF-YARDS	2-109	5-325
Average Yards Per Kickoff	54.5	65.0
Net Yards Per Kickoff	40.0	40.0
Touchbacks	0	3
Fair Catch Yards	0	0
Punt returns: Number-Yards-TD	1-37-0	4-21-0
Average Per Return	37.0	5.2
Kickoff returns: Number-Yds-TD	0-0-0	2-29-0
Average Per Return	0.0	14.5
Interceptions: Number-Yds-TD	2-12-0	3-30-0
Fumble Returns: Number-Yds-TD	0-0-0	0-0-0
Miscellaneous Yards	0	0
Possession Time	29:33	30:27
1st Quarter	9:33	5:27
2nd Quarter	7:04	7:56
3rd Quarter	4:16	10:44
4th Quarter	8:40	6:20
Third-Down Conversions	6-16	2-12
Fourth-Down Conversions	0-1	0-0
Red-Zone Scores-Chances	1-2	2-4
Touchdowns	1	1
Field goals	0	1
Sacks By: Number-Yards	0-0	3-18
PAT Kicks	1-1	3-3
2Pts Conversions	0-0	0-0
Field Goals	0-2	1-2
Points off Turnover	0	10

▶▶ GAME NOTES

Big Notes

- After finishing with a 3-9 record and losing the final six games of the 2024 campaign, San Diego State improved to 7-1 on the season with the victory.
- The 7-1 record through seven games is the best start for SDSU since also starting 7-1 in 2021. That 2021 team set a program record with 12 victories (12-2) and finished 25th in the final Associated Press Top 25 Poll.
- This is the fourth time San Diego State has started a season with at least a 7-1 record through eight games over the last 10 years: - 7-1 in 2025; - 7-1 in 2021; - 7-1 in 2019; - 7-1 in 2016
- SDSU won its sixth consecutive game, its longest win streak since a seven-game streak to start the 2021 campaign and tied for the eighth-longest streak in the country (it could be tied for the seventh-longest streak if Cincinnati loses at Utah tonight).
- San Diego State is outscoring the opposition, 176-44, over the six-game winning streak. That's an average of 29.3-7.3 or a winning margin of 22 points per game.
- The Aztecs are one of 17 FBS teams with one or fewer losses.
- San Diego State remained undefeated at home, now with a 4-0 record and outscoring the opposition, 145-31, in four games so far.
- The Aztecs improved to 4-0 in Mountain West play for the third time in league history. The other two times SDSU started 4-0 in league play - 2015 and 2016 - it went onto win the MW championship.
- San Diego State forced four turnovers for the first time since Oct. 14, 2023 at Hawai'i.
- **RB Lucky Sutton** ran for a career-high 158 yards, his second straight 100-yard game and fourth of the season (and career).

Aztecs Down Wyoming, 24-7, for Homecoming

SAN DIEGO -- Lucky Sutton ran for a career-high 158 yards, highlighted by a 50-yard touchdown run late in the fourth quarter, and the San Diego State defense once again put up a dominating performance in a 24-7 San Diego State victory over Wyoming Saturday night for Homecoming at Snapdragon Stadium.

It was the sixth consecutive victory for the Aztecs (7-1, 4-0 MW), who moved into sole possession of first place in their last season playing in the Mountain West.

Sutton put the game away with a 50-yard run - the longest of his career - on a first-and-15 with 2 minutes, 55 seconds left to play to put SDSU up, 24-7.

The Cowboys (4-5, 2-3 MW), who were coming off a 28-0 shutout over Colorado State, were stuffed on four plays by the stifling San Diego State defense.

The Aztecs then knelt in victory formation to remain unbeaten at home at 4-0, outscoring the opposition, 145-31, so far with two home games still to be played.

It was the second straight game Sutton set a career high in rushing yards after running for 131 in SDSU's 23-0 win at Fresno State last Saturday.

UW jumped out on front of San Diego State in its first visit at Snapdragon Stadium, which debuted in 2022, by using an 8-play, 75-yard drive before Landon Sims connected on a 3-yard pass to Sam Scott.

It was the first time the Aztecs trailed in a game since a 3-0 deficit at Northern Illinois on Sept. 27 with 14:56 left in the second quarter. SDSU had one 229 minutes, 26 seconds of game time without trailing until the Wyoming touchdown.

That would be the last time the Cowboys would score, however, as San Diego State forced nine three-and-outs (or less) over their 14 drives the rest of the game. After its opening drive, UW was held to just 110 yards the rest of the game, missing a pair of field goals and turning the ball over four times.

The Aztecs tuned two of those turnovers into points, beginning with an interception by Brice Phillips in the first quarter that gave SDSU the ball on the Wyoming 24-yard line. San Diego State wasted no time as Jayden Denegal found Byron Cardwell Jr. for a catch and run touchdown, tying the game up at 7-7 with 3:32 left.

Early in the second quarter, Dwayne McDougle picked off Kaden Anderson on the Cowboy 36. San Diego State got to the 15, but elected to settle for a 34-yard field goal by Gabe Plascencia on fourth-and-1 to give the Aztecs a lead they would never relinquish.

The Cowboys got into SDSU territory when Tegen Seeds intercepted Jayden Denegal. Erik Sandvik, however, was well short on a 50-yard field goal try.

San Diego State then went 67 yards on six plays before Jordan Napier rushed it in the end zone from seven yards out to make it 17-0.

The Aztecs intercepted for a third time in the first half when Dalsean Staley broke up a pass and Owen Chambliss came up with it, getting to the UW 48. With 1:20 left in the half, Denegal found Cardwell for a 25-yard gain. After a 4-yard rush by Cardwell, Denegal was picked off with an errant pass in the end zone, keeping the score at 17-7 at the half.

Plascencia missed a chip 23-yard field goal try on the opening drive of the second half, snapping a streak of 26 consecutive field goals.

After a scoreless third quarter, Wyoming got all the way to the SDSU 19, but a false start and holding penalty on back-to-back snaps, moved the Cowboys back. One play later and facing a second-and-27, Michael Fitzgerald caught a pass but defensive tackle Malachi Finau forced the ball loose and Eric Butler pounced on it.

San Diego State couldn't take advantage, but luckily Sandvik was woefully short on another 50-yard try midway through the fourth.

Looking to wind down the clock late in the game, Sutton ran for a first down with an 11-yard carry before getting whistled for a false start. He then took the next snap 50 yards to seal the Aztec win.

Denegal, who was a game-time decision because of an injury, threw for 194 yards and a touchdown, completed 11 of 22 passes.

Chambliss had a career and game-high 13 tackles, including eight solo, to pace the SDSU defense. Trey White added a pair of sacks in another good effort for the MW preseason defensive player of the year.

>>SCORING SUMMARY

Qtr	Time	Team	Scoring Play	Plays-Yds	TOP	Score
1st	10:29	WYO	Scott 3-yd pass f/Sims (PAT good)	8-75	4:31	7-0
1st	3:32	SDSU	Cardwell Jr. 24-yd pass f/Denegal (PAT good)	1-24	0:10	7-7
2nd	10:52	SDSU	Plascencia 34-yd field goal	6-21	2:59	7-10
2nd	3:10	SDSU	Napier 8-yd rush (PAT good)	6-67	3:10	7-17
4th	2:55	SDSU	Sutton 50-yd rush (PAT good)	3-61	1:01	7-24

INDIVIDUAL STATISTICS

>>WYOMING

Rushing	Att	Yds	TD	Long	Avg
Sims	4	52	0	37	13.0
Harris	9	20	0	7	2.2
Kellman	11	19	0	5	1.7
Scott	5	7	0	3	1.4
Harris	1	4	0	4	4.0
White	1	1	0	1	1.0
Anderson	4	-14	0	4	-3.5
Totals	35	89	0	37	2.5

Passing	C-A-I	Yds	TD	Long	Sack
Anderson	12-24-3	93	0	23	3
Sims	1-3-0	3	1	3	0
Totals	13-27-3	96	1	23	3

Receiving	No.	Yds	TD	Long
DeBlanc	4	10	0	8
Fitzgerald	3	46	0	23
Gyllenberg	3	26	0	13
Harris	1	10	0	10
Scott	1	3	1	3
Sargent	1	1	0	1
Totals	13	96	1	23

>>SAN DIEGO STATE

Rushing	Att	Yds	TD	Long	Avg
Sutton	28	158	1	50	5.6
Napier	2	17	1	10	8.5
Washington	2	9	0	6	4.5
Brown	1	6	0	6	6.0
Cardwell	1	4	0	4	4.0
Emanuel Jr.	1	4	0	4	4.0
Denegal	2	2	0	1	1.0
TEAM	3	-4	0	0	-1.3
Totals	40	196	2	50	4.9

Passing	C-A-I	Yds	TD	Long	Sack
Denegal	11-22-2	194	1	40	0
Totals	11-22-2	194	1	40	0

Receiving	No.	Yds	TD	Long
Napier	4	43	0	22
Brown	2	51	0	40
Cardwell	2	49	1	25
Acevedo	1	26	0	26
Ford	1	18	0	18
Welsh	1	7	0	7
Totals	11	194	1	40

Game 9

SAN DIEGO STATE	3	3	0	0	-	6
HAWAI'I	14	10	14	0	-	38

Nov. 8 | Clarence T.C. Ching Complex | Honolulu, Hawaii | 6:07 p.m. HT | Attendance: 15,194



TEAM STATISTICS

	SDSU	UH
FIRST DOWNS	12	20
Rushing	6	7
Passing	5	12
Penalty	1	1
NET YARDS RUSHING	135	130
Rushing Attempts	34	35
Average Per Rush	4.0	3.7
Rushing Touchdowns	0	0
Yards Gained Rushing	159	164
Yards Lost Rushing	24	34
NET YARDS PASSING	132	256
Completions-Attempts-Int	10-28-2	22-34-1
Average Per Attempt	4.7	7.5
Average Per Completion	13.2	11.6
Passing Touchdowns	0	3
TOTAL OFFENSE YARDS	267	386
Total offense plays	62	69
Average Gain Per Play	4.3	5.6
Fumbles: Number-Lost	2-2	0-0
Penalties: Number-Yards	5-45	8-50
PUNTS-YARDS	6-330	5-207
Average Yards Per Punt	55.0	41.4
Net Yards Per Punt	52.5	41.4
Inside 20	0	3
50+ Yards	5	1
Touchbacks	0	0
Fair catch	3	2
KICKOFF-YARDS	3-181	8-441
Average Yards Per Kickoff	60.3	63.0
Net Yards Per Kickoff	15.0	36.9
Touchbacks	2	1
Fair Catch Yards	0	0
Punt returns: Number-Yards-TD	0-0-0	3-15-0
Average Per Return	0.0	5.0
Kickoff returns: Number-Yds-TD	6-158-0	1-86-1
Average Per Return	26.3	86.0
Interceptions: Number-Yds-TD	1-13-0	2-75-1
Fumble Returns: Number-Yds-TD	0-0-0	0-0-0
Miscellaneous Yards	0	0
Possession Time	26:54	33:06
1st Quarter	7:02	7:58
2nd Quarter	4:16	10:44
3rd Quarter	9:41	5:19
4th Quarter	5:55	9:05
Third-Down Conversions	2-14	9-17
Fourth-Down Conversions	0-2	0-1
Red-Zone Scores-Chances	0-0	2-2
Touchdowns	0	1
Field goals	0	1
Sacks By: Number-Yards	2-23	3-14
PAT Kicks	0-0	5-5
2Pts Conversions	0-0	0-0
Field Goals	2-3	1-1
Points off Turnover	3	7

▶▶ GAME NOTES

Streaks Snapped

- 6-game overall winning streak (was tied for the eighth longest in the country)
- 5-game winning streak vs. Hawai'i
- 4-game conference winning streak (was tied for the 11th longest in the country)
- 4-game winning streak of at least three possessions (17 or more points)
- 3-game road winning streak (was tied for the 10th longest in the country)

Series Notes

- San Diego State fell to 26-12-2 all-time against Hawai'i.
- The Aztecs have still won 11 of the last 14 meetings with the Rainbow Warriors (all in the Mountain West era).

Team Notes

- San Diego State fell to 55-29 (.655) in its last 84 games regular season games against Mountain West opponents.
- The Aztecs did not allow a rushing touchdown for a fourth straight game for the first time since a four-game stretch from Nov. 6-26, 2021.
- SDSU committed four turnovers in a game or the first time since having five vs. Middle Tennessee State in the 2022 Hawai'i Bowl (Dec. 24).
- San Diego State averaged 55.0 yards per punt, its highest in a game (min. 5 punts) since averaging 65.0 yards per punt Nov. 19, 2021 at UNLV.
- The Aztecs' 52.5 net punt average was their highest in a game (min. 5 punts) since a 52.9 mark at San José State on Oct. 5, 2021.
- SDSU had five punts for at least 50 yards since the same San José State game on Oct. 5, 2021.
- This was the first time San Diego State has played in a game where there was rain at kickoff since the 2018 Frisco Bowl vs. Ohio (Dec. 9).

SDSU's Win Streak Snapped at Hawai'i, 38-6

HONOLULU -- San Diego State saw its six-game winning streak come to an end with a 38-6 loss at Hawai'i on Saturday night in Honolulu.

The Aztecs (7-2, 4-1 MW) were outmatched in all three phases against a Rainbow Warrior (7-3, 4-2 MW) team that was playing its first home game in four weeks.

Playing with out All-American candidate cornerback Chris Johnson, SDSU gave up three passing touchdowns and 300 total yards in the first half. San Diego State, which entered with a second-ranked scoring defense (10.0), sixth-ranked overall defense (246.3) and sixth-ranked passing defense (157.8), gave up 386 total yards, including 256 through the air, and 20 first downs.

On offense, the Aztecs didn't find the end zone despite having seven of their 14 drives go into UH territory. SDSU, which totaled 267 yards of offense, was 2-for-14 on third down and 0-for-2 on fourth down. San Diego State committed four turnovers, its most in a game since also having four in the same Clarence T.C. Ching Athletics Complex in the 2022 Hawai'i Bowl against Middle Tennessee State.

On special teams, SDSU wasted a historic punting night by giving up its first kick return touchdown since Nov. 23, 2013 against Boise State. San Diego State made two field goals, but missed a third in the waning moments of the first half because of a bad hold. Punters Hunter Green and Tashi Dorje each logged a punt of at least 60 yards, the first time that has happened in a game since Georgia State on Sept. 10, 2016 and just the 10th time it has happened since at least 1996.

Lucky Sutton rushed for 78 yards, while Jayden Denegal was 10-for-27 for 132 yards, two interceptions and zero touchdowns. Donovan Brown caught three passes for 60 yards.

Owen Chambliss had 13 tackles for a second straight game, including a pair of sacks and three tackles for loss. Dalsean Staley chipped in with eight stops.

Micah Alejado threw three first-half touchdown passes to Jackson Harris, and a Kansei Matsuzawa 22-yard field goal made it 24-6 Hawai'i at the half.

Cam Barfield then returned the opening kickoff of the second 86 yards for a touchdown and Elijah Palmer later added a 53-yard pick-6 that capped the scoring in the fourth quarter.

In addition to having its six-game overall winning streak snapped (was tied for the eighth longest in the country), SDSU also had its five-game winning streak in the series snapped, a four-game conference winning streak (was tied for the 11th longest) and a three-game road winning streak (was tied for the 10th longest).

San Diego State fell to 26-12-2 all-time against the Rainbow Warriors, finishing 11-3 in the series in UH's Mountain West era.

>>SCORING SUMMARY

Qtr	Time	Team	Scoring Play	Plays-Yds	TOP	Score
1st	10:47	SDSU	Plascencia 42-yd field goal	4-1	1:22	3-0
1st	6:37	UH	Harris 8-yd pass f. Alejado (PAT good)	8-75	4:10	3-7
1st	2:14	UH	Harris 34-yd pass f. Alejado (PAT good)	7-70	2:44	3-14
2nd	14:56	SDSU	Plascencia 43-yd field goal	5-53	2:10	6-14
2nd	12:54	UH	Harris 35-yd pass f. Alejado (PAT good)	6-75	2:02	6-21
2nd	4:23	UH	Matsuzawa 22-yd field goal	16-76	7:32	6-24
3rd	14:49	UH	Barfield 86-yd kick return (PAT good)	—	—	6-31
3rd	2:07	UH	Palmer 53-yd interception return (PAT good)	—	—	6-38

INDIVIDUAL STATISTICS

>>SAN DIEGO STATE

Rushing	Att	Yds	TD	Long	Avg
Sutton	18	78	0	20	4.3
Emanuel Jr.	3	40	0	41	13.3
Washington	3	15	0	12	5.0
Cardwell	2	6	0	4	3.0
Welsh	1	3	0	3	3.0
Denegal	7	-7	0	8	-1.0
Totals	34	135	0	41	4.0
Passing	C-A-I	Yds	TD	Long	Sack
Denegal	10-27-2	132	0	45	3
Emanuel Jr.	0-1-0	0	0	0	0
Totals	10-28-2	132	0	45	3

Receiving	No.	Yds	TD	Long
Brown	3	60	0	45
Acevedo	3	41	0	26
Napier	2	21	0	13
Cianfrini	1	5	0	5
Welsh	1	5	0	5
Totals	10	135	0	45

>>HAWAI'I

Rushing	Att	Yds	TD	Long	Avg
Barfield	11	69	0	26	6.3
Sims	10	48	0	19	4.8
White	1	13	0	13	13.0
Vaughn	3	11	0	6	3.7
Davis	1	6	0	6	6.0
Cordero	2	2	0	2	1.0
TEAM	2	-9	0	0	-4.5
Alejado	2	-10	0	7	-2.0
Totals	35	130	0	26	3.7
Passing	C-A-I	Yds	TD	Long	Sack
Alejado	22-34-1	256	3	35	2
Totals	22-34-1	256	3	35	2

Receiving	No.	Yds	TD	Long
Harris	7	130	3	35
White	4	47	0	32
Ashlock	3	35	0	16
Tauaefu	3	10	0	6
Kamoku	1	19	0	19
Barfield	1	8	0	8
Uiliata	1	3	0	3
Cenacle	1	2	0	2
Sims	1	2	0	2
Totals	34	256	3	35

Game 10

BOISE STATE

0	7	0	0	-	7
0	10	0	3	-	17

SAN DIEGO STATE

Nov. 15 | Snapdragon Stadium | San Diego, Calif. | 7:37 p.m. PT | Attendance: 29,201



TEAM STATISTICS

	BS	SDSU
FIRST DOWNS	14	12
Rushing	11	11
Passing	3	1
Penalty	0	0
NET YARDS RUSHING	164	277
Rushing Attempts	41	46
Average Per Rush	4.0	6.0
Rushing Touchdowns	1	2
Yards Gained Rushing	170	282
Yards Lost Rushing	6	5
NET YARDS PASSING	104	17
Completions-Attempts-Int	12-18-0	6-10-0
Average Per Attempt	5.8	1.7
Average Per Completion	8.7	2.8
Passing Touchdowns	0	0
TOTAL OFFENSE YARDS	268	294
Total offense plays	59	56
Average Gain Per Play	4.5	5.2
Fumbles: Number-Lost	2-0	0-0
Penalties: Number-Yards	4-45	2-15
PUNTS-YARDS	7-291	6-270
Average Yards Per Punt	41.6	45.0
Net Yards Per Punt	38.7	38.0
Inside 20	3	1
50+ Yards	1	1
Touchbacks	1	2
Fair catch	4	1
KICKOFF-YARDS	2-118	4-250
Average Yards Per Kickoff	59.0	62.5
Net Yards Per Kickoff	38.0	37.5
Touchbacks	0	3
Fair Catch Yards	0	0
Punt returns: Number-Yards-TD	1-2-0	1-0-0
Average Per Return	2.0	3.0
Kickoff returns: Number-Yds-TD	0-0-0	2-42-0
Average Per Return	0.0	21.0
Interceptions: Number-Yds-TD	0-0-0	0-0-0
Fumble Returns: Number-Yds-TD	0-0-0	0-0-0
Miscellaneous Yards	0	0
Possession Time	31:05	28:55
1st Quarter	8:43	6:17
2nd Quarter	8:56	6:04
3rd Quarter	7:29	7:31
4th Quarter	5:57	9:03
Third-Down Conversions	5-14	3-12
Fourth-Down Conversions	1-1	1-1
Red-Zone Scores-Chances	1-1	2-2
Touchdowns	1	2
Field goals	0	0
Sacks By: Number-Yards	0-0	0-0
PAT Kicks	1-1	2-2
2Pts Conversions	0-0	0-0
Field Goals	0-1	1-1
Points off Turnover	0	0

▶▶ GAME NOTES

Big Notes

- The Aztecs already have their most wins (8) in a season since setting program record with 12 victories in 2021.
- SDSU improved to 5-1 in Mountain West play, its best conference start since also starting 5-1 in 2021.
- This is the sixth time San Diego State has started with at least a 5-1 league record in its 27 seasons of MW play (6-0 in 2015 and 2016, 5-1 in 2012, 2013, 2021 and 2025).
- All three of the SDSU's Mountain West titles came when it started with at least a 5-1 record in league play (2012, 2015 and 2016).
- The Aztecs won their fifth consecutive home game, all this season. SDSU is outscoring the opposition, 162-37, at home.
- The eight wins are the most for head coach Sean Lewis, now in his seventh season as a head coach (second at San Diego State).
- This was the sixth time (in 10 games) that the Aztecs held their opponents to single-digits in points, tied with the 1973 squad for the most in SDSU's Division I history.
- San Diego State has wins over Boise State and Fresno State in the same season for the first time in program history (the Aztecs' first game vs. Boise State came in 2011).
- SDSU improved to 62-2 the last 64 times it has rushed for at least 200 yards (5-0 this season).
- With 150 rushing yards, RB **Lucky Sutton** broke 1,000 for the season. He's the 20th different Aztec with a 1,000-yard rushing season in program history (28th 1,000-yard rusher overall). Sutton now has 1,048 rushing yards, which currently ranks 23rd in SDSU single-season history.
- **Sutton** logged his fifth 100-yard rushing game of the season with 150 yards on 25 attempts (6.0 avg.).

Aztecs Power Past Boise State, 17-7

SAN DIEGO -- Bolstered by a strong running game and a hard-hitting defense, San Diego State rebounded with a big 17-7 victory over Boise State in a key Mountain West showdown Saturday at a rain-swept Snapdragon Stadium.

The Aztecs (8-2, 5-1 MW) posted their second-highest team rushing total of the season with 277 yards to snap a three-game losing streak to the Broncos (6-4, 4-2 MW) and take over sole possession of first place in the MW.

Lucky Sutton led the SDSU ground attack with 150 yards on 25 attempts, while Christian Washington added 98 yards on just nine carries, helping the Aztecs improve to 62-2 in their last 64 games when rushing for over 200 yards.

Not to be outdone, quarterback Jayden Denegal punctuated two first-half scoring drives with a pair of short touchdown runs.

Despite the slick conditions, neither team committed a turnover, as the Scarlet and Black raised its record to 42-8 since the 2012 campaign without giving the ball away.

A defensive battle unfolded from the outset, with the two teams trading punts on the first seven possessions of the contest.

After mustering just five yards on its first three drives, San Diego State was finally able to get its running game in high gear during a game-defining six-play, 80-yard touchdown march, capped by Denegal's keeper from a yard out with 1:45 elapsed in the second quarter.

Washington accounted for all but the final yard on that foray, highlighted by a 41-yard burst down the right sideline to the Boise State 39 on the first snap following a Bronco punt. Two plays later, the San Diego native plowed up the middle for another sizable gain of 26 yards, putting the Scarlet and Black in the red zone at the Boise State 11.

The Broncos responded with a scoring drive of their own, marching 75 yards in 14 plays, culminating in Dylan Riley's nine-yard touchdown run on a 3rd-and-goal situation, which knotted the score at 7-7.

Undaunted, the Aztecs turned to Sutton on their next foray down the field, and the SDSU junior delivered, rushing for 65 of team's 71 yards on an 11-play march that consumed 4:13 on the clock.

On the second play of the drive, Sutton helped the Aztecs out of a 2nd-and-12 hole with a 14-yard rush up the middle to the SDSU 41. Facing a 4th-and-1 situation at midfield four plays later, he darted through a gaping hole on left side for a crucial 27-yard scamper to the Bronco 23.

Sutton gained 15 yards on the next five plays before Denegal scored on an eight-yard scramble on 3rd-and-goal, giving the hosts a 14-7 lead they would not relinquish with 1:10 left before intermission.

San Diego State rushed for 166 yards in the first half, its highest total over the first two quarters since 2020.

The Aztecs seemed poised to increase their advantage on their first drive of the second half when Denegal connected with Donovan Brown for an apparent 29-yard gain to the Boise State 17 on a 3rd-and-2 play. However, the call was overturned after an official replay, forcing an SDSU punt.

The score remained unchanged until the 10:51 mark of the fourth quarter when Gabriel Plascencia booted a 47-yard field goal. Previously, Washington kept the drive alive with a 14-yard burst up the middle to the Boise State 49 on a 3rd-and-4 situation.

The Broncos reached the SDSU 43 on the ensuing possession where Riley was stuffed for a one-yard loss on 3rd and 2. On the next play, Max Cutforth completed a 19-yard pass to Cameron Bates, but a holding penalty nullified the gain, forcing Boise State to punt.

The Broncos had one last chance to narrow the deficit, but Boomer's 41-yard field goal attempt drifted wide left, and the Aztecs ran out the remaining 1:20 with three straight kneel downs to seal the victory.

Cutforth completed 5-of-9 passes for 72 yards in desperation mode on that final drive. Otherwise, the SDSU defense held the Boise State signal caller in check for the balance of the night with just 32 yards through the air.

Although the Broncos gained 164 yards on the ground, they averaged 4.0 yards per carry, compared to the Aztecs' 6.0 clip.

Individually, Owen Chambliss and Mister Williams led the Aztecs with eight tackles apiece, followed by Trey White (7 tackles) and Chris Johnson (6 tackles), who topped the squad with five solo stops each.

>>SCORING SUMMARY

Qtr	Time	Team	Scoring Play	Plays-Yds TOP	Score
2nd	13:15	SDSU	Denegal 1-yd rush (PAT good)	6-80 3:01	0-7
2nd	5:29	BS	Riley 9-yd rush (PAT good)	14-75 7:46	7-7
2nd	1:10	SDSU	Denegal 8-yd rush (PAT good)	11-71 4:13	7-14
4th	10:51	SDSU	Plascencia 47-yd field goal	9-39 5:25	7-17

INDIVIDUAL STATISTICS

>>BOISE STATE

Rushing	Att	Yds	TD	Long	Avg
Riley	21	79	1	9	3.8
Gaines	13	78	0	20	6.0
Sherrod	4	6	0	5	1.5
Cutforth	3	1	1	2	0.3
Totals	41	164	1	20	4.0

Passing	C-A-I	Yds	TD	Long	Sack
Cutforth	12-18-0	104	0	19	0
Totals	12-18-0	104	0	19	0

Receiving	No.	Yds	TD	Long
Caples	7	42	0	13
Penry	3	50	0	19
Bates	1	8	0	8
Wagner	1	4	0	4
Totals	12	104	0	19

>>SAN DIEGO STATE

Rushing	Att	Yds	TD	Long	Avg
Sutton	25	150	0	27	6.0
Washington	9	98	0	41	10.9
Denegal	5	16	2	8	3.2
Cardwell	3	15	0	10	5.0
Welsh	1	1	0	1	1.0
TEAM	3	-3	0	0	-1.0
Totals	46	277	2	41	6.0

Passing	C-A-I	Yds	TD	Long	Sack
Denegal	6-10-0	17	0	23	0
Totals	6-10-0	17	0	23	0

Receiving	No.	Yds	TD	Long
Welsh	3	22	0	23
Brown	1	1	0	1
Napier	1	-2	0	0
Sutton	1	-4	0	0
Totals	6	17	0	23

2025 STATISTICS

Overall: 8-2

MW: 5-1

Home: 5-0

Road: 3-2

Neutral: 0-0

Team Statistics

	SDSU	OPP
Scoring	254	125
Points per game	25.4	12.5
Points Off Turnovers	51	7
First Downs	173	146
Rushing	97	56
Passing	68	76
Penalty	8	14
Rushing Yardage	1897	1002
Yards gained rushing	2060	1259
Yards lost rushing	163	257
Rushing attempts	419	338
Average per rush	4.5	3.0
Average per game	189.7	100.2
TDs Rushing	16	3
Passing Yardage	1601	1622
Comp-Att-Int	126-213-7	162-305-11
Average per pass	7.5	5.3
Average per catch	12.7	10.0
Average per game	160.1	162.2
TDs Passing	8	10
Total offense	3498	2624
Total plays	632	643
Average per play	5.5	4.1
Average per game	349.8	262.4
Kick returns: #-Yards	16-368	10-278
Punt returns: #-Yards	25-231	14-125
Int returns: #-Yards	11-219	7-98
Kick return average	23.0	27.8
Punt return average	9.2	8.9
Int return average	19.9	14.0
Fumbles-Lost	6-3	11-2
Penalties-Yards	60-547	52-384
Average per game	54.7	38.4
Punts-Yards	50-2405	64-2724
Average per punt	48.1	42.6
Net punt average	42.6	38.6
Kickoffs-Yards	55-3528	31-1841
Average per kick	64.1	59.4
Net kick average	38.6	36.4
Time of possession / game	30:45	29:02
3rd-down conversion	40/128	49/156
3rd-down pct	31%	31%
4th-down conversion	9/17	11/23
4th-down pct	53%	48%
Sacks by-Yards	21-173	12-90
Misc Yards	0	0
Touchdowns scored	29	15
Field goals - attempts	17-19	6-10
On-Side kicks	0-0	0-0
Red-zone scores	(26-29) 90%	(14-20) 70%
Red-zone touchdowns	(18-29) 62%	(10-20) 50%
PAT-attempts	(27-27) 100%	(13-13) 100%
2-point conversion-attempts	(1-2) 50%	(1-1) 100%
Attendance	134538	114045
Games / Avg per game	5/26908	5/22809
Neutral site games	-	0/0

Score by Periods

Team	1st	2nd	3rd	4th	OT	TOT
San Diego St.	59	97	47	51	0	254
Opponents	31	39	24	31	0	125

2025 SAN DIEGO STATE STATISTICS

Rushing

Player	gp	att	gain	loss	net	avg	td	lg	avg/g
Lucky Sutton	10	197	1061	13	1048	5.3	8	50	104.8
Christian Washington	10	67	344	5	339	5.1	2	41	33.9
Byron Cardwell	10	45	261	8	253	5.6	1	22	25.3
Bert Emanuel, Jr.	9	21	113	15	98	4.7	0	41	10.9
Jayden Denegal	10	55	186	91	95	1.7	3	29	9.5
Jordan Napier	10	11	57	17	40	3.6	1	16	4.0
Cincere Rhaney	1	5	19	0	19	3.8	0	8	19.0
Donovan Brown	10	2	10	0	10	5.0	0	6	1.0
Parker Threatt	5	1	5	0	5	5.0	1	5	1.0
Mikey Welsh	9	2	4	0	4	2.0	0	3	0.4
Team	10	13	0	14	-14	-1.1	0	0	-1.4
Total	10	419	2060	163	1897	4.5	16	50	189.7
Opponents	10	338	1259	257	1002	3.0	3	37	100.2

Passing

Player	gp	eff%	comp-att-int	pct	yds	td	lg	avg/g
Jayden Denegal	10	130.4	121-203-7	59.6	1564	8	80	156.4
Bert Emanuel, Jr.	9	90.1	5-9-0	55.6	37	0	17	4.1
Jordan Napier	10	0.0	0-1-0	0.0	0	0	0	0.0
Total	10	128.1	126-213-7	59.2	1601	8	80	160.1
Opponents	10	101.4	162-305-11	53.1	1622	10	49	162.2

Receiving

Player	gp	no.	yds	avg	td	lg	avg/g
Jordan Napier	10	48	629	13.1	2	80	62.9
Donovan Brown	10	23	321	14.0	1	45	32.1
Jacob Bostick	6	11	157	14.3	3	35	26.2
Nathan Acevedo	9	10	117	11.7	0	26	13.0
Mikey Welsh	9	10	116	11.6	0	44	12.9
Jackson Ford	10	7	62	8.9	0	18	6.2
Byron Cardwell	10	5	108	21.6	1	54	10.8
Christian Washington	10	9	18	6.0	1	11	1.8
Seth Adams	10	2	28	14.0	0	16	2.8
Lucky Sutton	10	2	-2	-1.0	0	2	-0.2
Ryan Woffler	10	2	37	18.5	0	19	3.7
Hyles Kilt-Denton	4	1	-3	-3.0	0	0	-0.8
Jerry McClure	7	1	8	8.0	0	8	1.1
Will Cianfrini	6	1	5	5.0	0	5	0.8
Total	10	126	1601	12.7	8	80	160.1
Opponents	10	162	1622	10.0	10	49	162.2

Punt Returns

Player	no.	yds	avg	td	lg
Jordan Napier	22	193	8.8	1	75
Eric Butler	1	22	22.0	0	22
Mikey Welsh	2	16	8.0	0	10
Total	25	231	9.2	1	75
Opponents	14	125	8.9	0	37

Interceptions

Player	no.	yds	avg	td	lg
Chris Johnson	3	146	48.7	2	97
Dwayne McDougale	2	0	0.0	0	0
Deshawn McCuin	1	13	13.0	0	13
Dalesean Staley	1	-1	-1.0	0	0
Bryce Phillips	1	28	28.0	0	28
Owen Chambliss	1	2	2.0	0	2
Tano Letuli	1	31	31.0	1	31
August Salvati	1	0	0.0	0	0
Total	11	219	19.9	3	97
Opponents	7	98	14.0	1	53

Kick Returns

Player	no.	yds	avg	td	lg
Jordan Napier	11	246	22.4	0	48
Christian Washington	2	42	21.0	0	23
Byron Cardwell	1	31	31.0	0	31
Donovan Brown	1	24	24.0	0	24
Josh Hunter	1	25	25.0	0	25
Total	16	368	23.0	0	48
Opponents	10	278	27.8	1	86

Fumbles Recovered

Player	no.	yds	avg	td	lg
Dwayne McDougale	1	0	0.0	1	0
Eric Butler	1	0	0.0	0	0
Total	2	0	0.0	1	0
Opponents	3	22	7.3	0	22

Scoring

Player			PAT					pts	
	td	fg	kick	rush	rcv	pass	dxp		sa
Gabriel Plascencia	-	17-19	26-26	-	-	-	-	-	77
Lucky Sutton	8	-	-	-	-	-	-	-	48
Jordan Napier	4	-	-	-	-	-	-	-	24
Jacob Bostick	3	-	-	-	-	-	-	-	18
Jayden Denegal	3	-	-	-	-	-	-	-	18
Christian Washington	3	-	-	-	-	-	-	-	18
Byron Cardwell	2	-	-	-	-	-	-	-	12
Chris Johnson	2	-	-	-	-	-	-	-	12
Donovan Brown	1	-	-	-	-	-	-	-	6
Dwayne McDougale	1	-	-	-	-	-	-	-	6
Tano Letuli	1	-	-	-	-	-	-	-	6
Parker Threatt	1	-	-	-	-	-	-	-	6
Brady Anderson	-	-	-	1	-	-	-	-	2
Nick Clegg	-	-	1-1	-	-	-	-	-	1
Total	29	17-19	27-27	0	1	1	0	0	254
Opponents	15	6-10	13-13	0	1	1	0	1	125

Field Goals

Player	fg	pct.	01-19	20-29	30-39	40-49	50-59	lg	blk
Gabriel Plascencia	17-19	89.5	0-0	3-4	4-4	8-8	2-3	53	0
Opponents	6-10	60.0	0-0	1-1	3-3	2-4	0-2	49	0

F0 Sequence

Team Name	San Diego St.	Opponents
Stony Brook	(42),(35)	
Washington St.		(49),(42),()
California	(34),(41)	44
NIU	(25),(30)	(31)
Colorado St.	(53)	(30)
Nevada	(49),(45),(29)	(34)
Fresno St.	(42),(50),(27)	
Wyoming	(34),23	50,50
Hawaii	(42),(43),50	(22)
Boise St.	(47)	41

Empty in parentheses indicate field goal was made

Total Offense

Player	g	plays	rush	pass	total	avg/g
Jayden Denegal	10	258	95	1564	1659	165.9
Lucky Sutton	10	197	1048	0	1048	104.8
Christian Washington	10	67	339	0	339	33.9
Byron Cardwell	10	45	253	0	253	25.3
Bert Emanuel, Jr.	9	30	98	37	135	15.0
Jordan Napier	10	12	40	0	40	4.0
Cincere Rhaney	1	5	19	0	19	19.0
Donovan Brown	10	2	10	0	10	1.0
Parker Threatt	5	1	5	0	5	1.0
Mikey Welsh	9	2	4	0	4	0.4
Team	10	0	-14	0	-14	-1.4
Total	10	632	1897	1601	3498	349.8
Opponents	10	643	1002	1622	2624	262.4

Punting

Player	no.	yds	avg	lg	tb	fc	20	50+	blk
Hunter Green	48	2291	47.7	67	8	16	18	19	0
Tashi Dorje	2	114	57.0	60	0	1	0	2	0
Total	50	2405	48.1	67	8	17	18	21	0
Opponents	64	2724	42.6	60	2	21	15	12	0

Kicks

Player	no.	yds	avg	tb	ob	retn	net	ydin
Gabriel Plascencia	38	2434	64.1	30	1			
Hunter Green	17	1094	64.4	13	1			
Total	55	3528	64.1	43	2	10	38.6	26
Opponents	31	1841	59.4	13	0	17	36.4	28

2025 SAN DIEGO STATE STATISTICS

Team Defense

##	Player	gp	Tackles				Sacks	Pass defense			Fumbles		blkd	
			ua	a	tot	tfl/yds		int-yds	brup	qbh	fr-yds	ff	kick	saf
12	Owen Chambliss	10	53	40	93	9.5-64	4-44	1-2	4	2
9	Dalesean Staley	10	30	24	54	1-0	.	1-1	9	1	.	1	.	.
1	Chris Johnson	9	32	14	46	2-4	.	3-146	8	2	.	1	.	.
41	Mister Williams	10	16	25	41	3-6	.	.	1	1
2	Trey White	10	23	18	41	8.5-52	6-46	.	1	12
26	Dwayne McDougale	10	21	18	39	1-1	.	2-0	2	.	1-0	.	.	.
21	Tano Letuli	6	11	19	30	.	.	1-31	2	4
6	Eric Butler	10	16	14	30	0.5-1	.	.	5	3	1-0	.	.	.
0	Bryce Phillips	10	24	5	29	1-2	.	1-28	8	.	.	1	.	.
42	Brady Anderson	10	10	14	24	0.5-1	.	.	.	1
44	Niles King	10	7	11	18	5.5-37	3-32	.	.	2
24	Josiah Cox	10	7	10	17	1.5-1	.	.	1	1
55	Malachi Finau	10	2	13	15	0.5-0	1	.	.
10	Ryan Henderson	10	9	5	14	5-33	4-32	.	1	8
45	DJ Herman	10	6	6	12
33	Brady Nassar	10	7	5	12	0.5-0	.	.	2	7
90	Sam Benjamin	10	5	7	12	1.5-3	.	.	.	1
54	Krishna Clay	9	4	7	11	.	.	.	1	2
91	Amari Comier	10	5	5	10	1.5-4	.	.	.	2
17	Deshawn McCuin	9	7	2	9	1-1	.	1-13	1
20	Jelani McLaughlin	10	5	3	8
29	Josh Hunter	10	4	4	8
56	August Salvati	10	4	2	6	3.5-17	3.5-17	1-0
13	Prince Williams	9	4	2	6	.	.	.	1
31	Jared Badie	10	.	6	6	0.5-2	0.5-2	.	.	3
48	Kainoa Davis	6	.	3	3
22	Max Garrison	10	1	1	2
2	Jordan Napier	10	1	1	2
94	Tevis Tuloti	6	1	1	2
23	Isaiah Buxton	8	2	.	2
50	Tyson Chavez	9	.	2	2
34	Dean Harrington	10	2	.	2
36	Kaimana Tufaga	4	1	.	1
64	Luke Williams	1	.	1	1
17	Jacob Bostick	6	1	.	1
32	Tanner Williams	2	.	1	1
14	Jatavious Magee	2	1	.	1
5	Bert Emanuel, Jr.	9	.	1	1
13	Nathan Acevedo	9	1	.	1
14	Donovan Brown	10	1	.	1
Totals		10	324	290	614	48-229	21-173	11-219	47	52	2-0	4	0	0

2025 RED ZONE STATISTICS

San Diego St. Inside Opponent Red-Zone

Date	Opponent	Score	Times	Times	Total			Rush	Pass	FGs	Failed to score inside RZ					
			In RZ	Scored	Pts	TDs	TDs	TDs	TDs	Made	FGA	Down	Int	Fumb	Half	Game
08/28/2025	Stony Brook	W 42-0	6	6	39	5	4	1	1	1	1	0	0	0	0	0
09/06/2025	at Washington St.	L 13-36	1	1	6	1	1	0	0	0	0	0	0	0	0	0
09/20/2025	California	W 34-0	4	4	21	2	1	1	2	2	2	0	0	0	0	0
09/27/2025	at NIU	W 6-3	2	2	6	0	0	0	2	2	2	0	0	0	0	0
10/03/2025	Colorado St.	W 45-24	4	4	28	4	4	0	0	0	0	0	0	0	0	0
10/11/2025	at Nevada	W 44-10	3	3	17	2	1	1	1	1	1	0	0	0	0	0
10/25/2025	at Fresno St.	W 23-0	3	2	10	1	1	0	1	1	1	0	0	1	0	0
11/01/2025	Wyoming	W 24-7	4	2	10	1	1	0	1	2	2	0	1	0	0	0
11/08/2025	at Hawaii	L 6-38	0	0	0	0	0	0	0	0	0	0	0	0	0	0
11/15/2025	Boise St.	W 17-7	2	2	14	2	2	0	0	0	0	0	0	0	0	0
Totals 26 of 29 (89.7%)			29	26	151	18	15	3	8	9	9	0	1	1	0	0

Opponents Inside San Diego St. Red-Zone

Date	Opponent	Score	Times	Times	Total			Rush	Pass	FGs	Failed to score inside RZ					
			In RZ	Scored	Pts	TDs	TDs	TDs	TDs	Made	FGA	Down	Int	Fumb	Half	Game
08/28/2025	Stony Brook	W 42-0	0	0	0	0	0	0	0	0	0	0	0	0	0	0
09/06/2025	Washington St.	L 13-36	4	4	28	4	1	3	0	0	0	0	0	0	0	0
09/20/2025	California	W 34-0	3	0	0	0	0	0	0	0	1	1	1	0	0	0
09/27/2025	NIU	W 6-3	1	1	3	0	0	0	1	1	1	0	0	0	0	0
10/03/2025	Colorado St.	W 45-24	3	3	17	2	1	1	1	1	1	0	0	0	0	0
10/11/2025	Nevada	W 44-10	3	2	10	1	0	1	1	1	1	1	0	0	0	0
10/25/2025	Fresno St.	W 23-0	1	0	0	0	0	0	0	0	0	1	0	0	0	0
11/01/2025	Wyoming	W 24-7	2	1	7	1	0	1	0	0	0	0	0	1	0	0
11/08/2025	Hawaii	L 6-38	2	2	10	1	0	1	1	1	1	0	0	0	0	0
11/15/2025	Boise St.	W 17-7	1	1	7	1	1	0	0	0	0	0	0	0	0	0
Totals 14 of 20 (70.0%)			20	14	82	10	3	7	4	5	5	3	1	1	0	0

2025 SAN DIEGO STATE GAME-BY-GAME STATISTICS

Date	Opponent	Rushing				Receiving				Passing				Kick Returns				Punt Returns				tot off
		no.	yds	td	lg	no.	yds	td	lg	cmp-att-int	yds	td	lg	no.	yds	td	lg	no.	yds	td	lg	
08/28/2025	Stony Brook	54	228	4	27	16	236	1	44	16-29-0	236	1	44	0	0	0	0	9	89	0	34	464
09/06/2025	at Washington St.	30	82	1	13	15	133	1	35	15-30-0	133	1	35	0	0	0	0	1	4	0	4	215
09/20/2025	California	35	135	1	16	15	186	1	80	15-18-0	186	1	80	1	16	0	16	1	22	0	22	321
09/27/2025	at NIU	44	151	0	16	14	115	0	19	14-22-2	115	0	19	0	0	0	0	4	-1	0	1	266
10/03/2025	Colorado St.	48	281	4	22	14	259	2	61	14-18-0	259	2	61	3	73	0	31	2	1	0	2	540
10/11/2025	at Nevada	42	204	1	29	14	205	2	41	14-18-0	205	2	41	1	23	0	23	2	85	1	75	409
10/25/2025	at Fresno St.	46	208	1	46	11	124	0	54	11-18-1	124	0	54	1	27	0	27	1	10	0	10	332
11/01/2025	Wyoming	40	196	2	50	11	194	1	40	11-22-2	194	1	40	2	29	0	19	4	21	0	12	390
11/08/2025	at Hawaii	34	135	0	41	10	132	0	45	10-28-2	132	0	45	6	158	0	48	0	0	0	0	267
11/15/2025	Boise St.	46	277	2	41	6	17	0	23	6-10-0	17	0	23	2	42	0	24	1	0	0	0	294
San Diego St.		419	1897	16	50	126	1601	8	80	126-213-7	1601	8	80	16	368	0	48	25	231	1	75	3498
Opponents		338	1002	3	37	162	1622	10	49	162-305-11	1622	10	49	10	278	1	86	14	125	0	37	2624

San Diego St. Averages

Games	Avg/ rush	Avg/ catch	Pass effic	KR avg	PR avg	All purpose avg/game	Total offense avg/game
10	4.5	12.7	128.1	23.8	9.2	431.6	949.8

Date	Opponent	ua	Tackles			Sacks no-yds	Fumble ff-fr-yds	Pass Defense			blkd kick	PAT attempts			off			
			a	total	tfl-yds			int-yds	qbh	brup		kick	rush	rcv	sa	t/o	pts	
08/28/2025	Stony Brook	16	38	54	5.0-26	3-24	0	0-0	0-0	10	5	0	4-4	0	1	0	0	42
09/06/2025	at Washington St.	42	34	76	3.0-5	0-0	1	0-0	0-0	6	4	0	1-1	0	0	0	0	13
09/20/2025	California	35	26	61	5.0-27	4-26	1	1-0	2-96	8	11	0	4-4	0	0	0	14	34
09/27/2025	at NIU	30	34	64	5.0-29	2-20	0	0-0	1-4	3	0	0	0-0	0	0	0	0	6
10/03/2025	Colorado St.	32	26	58	8.0-44	4-31	0	0-0	0-0	7	4	0	6-6	0	0	0	0	45
10/11/2025	at Nevada	36	22	58	3.0-17	2-12	0	0-0	2-45	0	5	0	5-5	0	0	0	14	44
10/25/2025	at Fresno St.	35	16	51	3.0-26	1-19	0	0-0	2-31	8	7	0	2-2	0	0	0	10	23
11/01/2025	Wyoming	34	26	60	8.0-24	3-18	1	1-0	3-30	8	5	0	3-3	0	0	0	10	24
11/08/2025	at Hawaii	27	44	71	4.0-25	2-23	0	0-0	1-13	1	2	0	0-0	0	0	0	3	6
11/15/2025	Boise St.	37	24	61	4.0-6	0-0	1	0-0	0-0	1	4	0	2-2	0	0	0	0	17
San Diego St.		324	290	614	48.0-229	21-173	4	2-0	11-219	52	47	0	27-27	0	1	0	51	254
Opponents		365	304	669	45.0-161	12-90	3	3-22	7-98	30	30	0	13-13	0	1	1	7	125

Date	Opponent	Punting										Field Goals				Kickoffs			
		no.	yds	avg	long	blkd	tb	fc	50+	120	md-att	long	blkd	no.	yds	avg	tb/job		
08/28/2025	Stony Brook	4	209	52.3	67	0	2	2	2	1	2-2	42	0	8	516	64.5	6	0	
09/06/2025	at Washington St.	7	307	43.9	67	0	0	3	2	3	0-0	0	0	4	264	66.0	2	0	
09/20/2025	California	6	265	44.2	50	0	0	3	1	2	2-2	41	0	6	385	64.2	5	0	
09/27/2025	at NIU	6	282	47.0	63	0	0	1	2	5	2-2	30	0	2	130	65.0	2	0	
10/03/2025	Colorado St.	2	78	39.0	43	0	0	1	0	2	1-1	53	0	8	520	65.0	7	0	
10/11/2025	at Nevada	3	163	54.3	61	0	0	1	2	2	3-3	49	0	9	580	64.4	8	0	
10/25/2025	at Fresno St.	3	153	51.0	52	0	1	1	3	1	3-3	50	0	6	377	62.8	3	1	
11/01/2025	Wyoming	7	348	49.7	62	0	3	1	3	1	1-2	34	0	5	325	65.0	5	0	
11/08/2025	at Hawaii	6	330	55.0	63	0	0	3	5	0	2-3	43	0	3	181	60.3	2	0	
11/15/2025	Boise St.	6	270	45.0	53	0	2	1	1	1	1-1	47	0	4	250	62.5	3	1	
San Diego St.		50	2405	48.1	67	0	8	17	21	18	17-19	53	0	55	3528	64.1	43	2	
Opponents		64	2724	42.6	60	0	2	21	12	15	6-10	49	0	31	1841	59.4	13	0	

2025 OPPONENT GAME-BY-GAME STATISTICS

Date	Opponent	Rushing				Receiving				Passing				Kick Returns				Punt Returns				tot		
		no.	yds	td	lg	no.	yds	td	lg	cmp	att	int	yds	td	lg	no.	yds	td	lg	no.	yds	td	lg	off
08/28/2025	Stony Brook	28	49	0	13	9	46	0	17	9-25-0	46	0	17	2	35	0	23	0	0	0	0	0	0	95
09/06/2025	at Washington St.	36	139	1	31	28	257	3	34	28-42-0	257	3	34	2	44	0	28	3	21	0	11	396		
09/20/2025	California	31	65	0	9	18	224	0	33	18-41-2	224	0	33	1	15	0	15	2	11	0	8	289		
09/27/2025	at NIU	41	112	0	14	7	57	0	15	7-16-1	57	0	15	0	0	0	0	1	18	0	18	169		
10/03/2025	Colorado St.	35	149	1	31	18	206	2	49	18-30-0	206	2	49	1	30	0	30	0	0	0	0	355		
10/11/2025	at Nevada	33	60	0	16	15	194	1	44	15-30-2	194	1	44	1	25	0	25	2	22	0	14	254		
10/25/2025	at Fresno St.	23	45	0	9	20	182	0	14	20-42-2	182	0	14	2	43	0	23	1	-1	0	0	227		
11/01/2025	Wyoming	35	89	0	37	13	96	1	23	13-27-3	96	1	23	0	0	0	0	1	37	0	37	185		
11/08/2025	at Hawaii	35	130	0	26	22	256	3	35	22-34-1	256	3	35	1	86	1	86	3	15	0	10	386		
11/15/2025	Boise St.	41	164	1	20	12	104	0	19	12-18-0	104	0	19	0	0	0	0	1	2	0	2	268		
Opponents		338	1002	3	37	162	1622	10	49	162-305-11	1622	10	49	10	278	1	86	14	125	0	37	2624		
San Diego St.		419	1897	16	50	126	1601	8	80	126-213-7	1601	8	80	16	368	0	48	25	231	1	75	3498		

Opponents Averages

Games	Avg/ rush	Avg/ catch	Pass effic	KR avg	PR avg	All purpose avg/game	Total offense avg/game
10	3.0	10.0	181.4	27.8	6.9	312.5	262.4

Date	Opponent	Tackles				Sacks	Fumble	Pass Defense			blkd	PAT attempts			off			
		ua	a	total	tfl-yds	no-yds	fr	fr-yds	int-yds	qbh	brup	kick	kick	rush	rcv	sa	t/o	pts
08/28/2025	Stony Brook	49	40	89	3.0-5	0-0	0	0-0	0-0	3	6	0	0-0	0	0	0	0	0
09/06/2025	at Washington St.	31	20	51	7.0-42	3-35	0	0-0	0-0	5	5	0	4-4	0	0	1	0	36
09/20/2025	California	39	18	57	5.0-14	1-9	0	0-0	0-0	0	3	0	0-0	0	0	0	0	0
09/27/2025	at NIU	34	50	84	5.0-16	1-10	1	0-0	2-11	2	4	0	0-0	0	0	0	0	3
10/03/2025	Colorado St.	33	44	77	1.0-1	0-0	0	0-0	0-0	0	3	0	1-1	0	1	0	0	24
10/11/2025	at Nevada	42	14	56	6.0-23	2-14	0	0-0	0-0	0	1	0	1-1	0	0	0	0	10
10/25/2025	at Fresno St.	32	40	72	6.0-30	2-8	2	1-22	1-0	4	3	0	0-0	0	0	0	0	0
11/01/2025	Wyoming	37	24	61	1.0-2	0-0	0	0-0	2-12	3	4	0	1-1	0	0	0	0	7
11/08/2025	at Hawaii	35	22	57	6.0-17	3-14	0	2-0	2-75	12	1	0	5-5	0	0	0	7	38
11/15/2025	Boise St.	33	32	65	5.0-11	0-0	0	0-0	0-0	1	0	0	1-1	0	0	0	0	7
Opponents		365	304	669	45.0-161	12-90	3	3-22	7-98	30	30	0	13-13	0	1	1	7	125
San Diego St.		324	290	614	48.0-229	21-173	4	2-0	11-219	52	47	0	27-27	0	1	0	51	254

Date	Opponent	Punting										Field Goals			Kickoffs			
		no.	yds	avg	long	blkd	tb	fc	50+	120	md-att	long	blkd	no.	yds	avg	tb	ob
08/28/2025	Stony Brook	10	419	41.9	49	0	0	1	0	0	0-0	0	0	1	65	65.0	1	0
09/06/2025	at Washington St.	6	241	40.2	60	0	0	2	1	2	2-2	49	0	7	455	65.0	7	0
09/20/2025	California	6	251	41.8	48	0	1	3	0	0	0-1	0	0	1	65	65.0	0	0
09/27/2025	at NIU	7	298	42.6	54	0	0	0	2	1	1-1	31	0	2	125	62.5	1	0
10/03/2025	Colorado St.	5	204	40.8	50	0	0	0	1	1	1-1	30	0	5	220	44.0	1	0
10/11/2025	at Nevada	6	278	46.3	52	0	0	4	2	2	1-1	34	0	3	186	62.0	2	0
10/25/2025	at Fresno St.	6	232	38.7	44	0	0	4	0	2	0-0	0	0	1	57	57.0	0	0
11/01/2025	Wyoming	6	303	50.5	59	0	0	1	4	1	0-2	0	0	2	109	54.5	0	0
11/08/2025	at Hawaii	5	207	41.4	59	0	0	2	1	3	1-1	22	0	7	441	63.0	1	0
11/15/2025	Boise St.	7	291	41.6	52	0	1	4	1	3	0-1	0	0	2	118	59.0	0	0
Opponents		64	2724	42.6	60	0	2	21	12	15	6-10	49	0	31	1841	59.4	13	0
San Diego St.		50	2405	48.1	67	0	8	17	21	18	17-19	53	0	55	3528	64.1	43	2

2025 GAME-BY-GAME COMPARISON

Opponent	Score	First Downs				Rushing Number-Yards	Passing		Total Offense Plays-Yards	Return Yards	Turn- Overs
		Total	Rush	Pass	Pen		Comp-Att-Int	Yards			
Stony Brook	42-0	24 / 6	14 / 3	9 / 1	1 / 2	54-228 / 28-49	16-29-0 / 9-25-0	236 / 46	83-464 / 53-95	89 / 35	0 / 0
Washington St.	13-36	10 / 19	4 / 7	6 / 11	0 / 1	30-82 / 36-139	15-30-0 / 28-42-0	133 / 257	60-215 / 78-396	4 / 65	0 / 0
California	34-0	15 / 17	7 / 4	8 / 12	0 / 1	35-135 / 31-65	15-18-0 / 18-41-2	186 / 224	53-321 / 72-289	134 / 26	0 / 3
NIU	6-3	19 / 10	9 / 6	7 / 3	3 / 1	44-151 / 41-112	14-22-2 / 7-16-1	115 / 57	66-266 / 57-169	3 / 29	2 / 1
Colorado St.	45-24	24 / 22	13 / 8	11 / 11	0 / 3	48-281 / 35-149	14-18-0 / 18-30-0	259 / 206	66-540 / 65-355	74 / 30	0 / 0
Nevada	44-10	20 / 15	12 / 4	8 / 9	0 / 2	42-204 / 33-60	14-18-0 / 15-30-2	205 / 194	60-409 / 63-254	153 / 47	0 / 2
Fresno St.	23-0	21 / 14	13 / 3	6 / 9	2 / 2	46-208 / 23-45	11-18-1 / 20-42-2	124 / 182	64-332 / 65-227	68 / 64	2 / 2
Wyoming	24-7	16 / 9	8 / 3	7 / 5	1 / 1	40-196 / 35-89	11-22-2 / 13-27-3	194 / 96	62-390 / 62-185	80 / 49	2 / 4
Hawaii	6-38	12 / 20	6 / 7	5 / 12	1 / 1	34-135 / 35-130	10-28-2 / 22-34-1	132 / 256	62-267 / 69-386	171 / 176	4 / 1
Boise St.	17-7	12 / 14	11 / 11	1 / 3	0 / 0	46-277 / 41-164	6-10-0 / 12-18-0	17 / 104	56-294 / 59-268	42 / 2	0 / 0
Totals	254-125	173 / 146	97 / 56	68 / 76	8 / 14	419-1897 / 338-1002	126-213-7 / 162-305-11	1601 / 1622	632-3498 / 643-2624	818 / 523	10 / 13

Opponents	3rd Down Conversion	4th Down Conversion	Time of Possession	TOP Margin	Avg Yds/Rush	Avg Yds/Pass	Avg Yds/Play	Punting Number-Avg	Penalties Number-Yards	Sacks
Stony Brook	9-19 / 2-15	3-4 / 1-2	37:25 / 20:26	16:59	4.2 / 1.8	8.1 / 1.8	5.6 / 1.8	4-52.3 / 10-41.9	7-65.0 / 4-28.0	3 / 0
Washington St.	2-13 / 5-18	1-4 / 2-3	24:54 / 35:06	-10:12	2.7 / 3.9	4.4 / 6.1	3.6 / 5.1	7-43.9 / 6-40.2	6-38.0 / 8-55.0	0 / 3
California	3-11 / 6-17	0-0 / 2-4	30:18 / 29:42	00:36	3.9 / 2.1	10.3 / 5.5	6.1 / 4.0	6-44.2 / 6-41.8	7-75.0 / 6-40.0	4 / 1
NIU	5-15 / 4-15	1-3 / 1-2	31:18 / 28:42	02:36	3.4 / 2.7	5.2 / 3.6	4.0 / 3.0	6-47.0 / 7-42.6	5-50.0 / 7-60.0	2 / 1
Colorado St.	7-11 / 4-14	1-1 / 3-4	34:02 / 25:58	08:04	5.9 / 4.3	14.4 / 6.9	8.2 / 5.5	2-39.0 / 5-40.8	9-89.0 / 1-5.0	4 / 0
Nevada	3-10 / 3-14	1-1 / 1-2	31:24 / 28:36	02:48	4.9 / 1.8	11.4 / 6.5	6.8 / 4.0	3-54.3 / 6-46.3	4-43.0 / 2-10.0	2 / 2
Fresno St.	4-11 / 5-16	1-1 / 0-3	31:51 / 28:09	03:42	4.5 / 2.0	6.9 / 4.3	5.2 / 3.5	3-51.0 / 6-38.7	7-49.0 / 6-50.0	1 / 2
Wyoming	2-12 / 6-16	0-0 / 0-1	30:27 / 29:33	00:54	4.9 / 2.5	8.8 / 3.6	6.3 / 3.0	7-49.7 / 6-50.5	8-78.0 / 6-41.0	3 / 0
Hawaii	2-14 / 9-17	0-2 / 0-1	26:54 / 33:06	-06:12	4.0 / 3.7	4.7 / 7.5	4.3 / 5.6	6-55.0 / 5-41.4	5-45.0 / 8-50.0	2 / 3
Boise St.	3-12 / 5-14	1-1 / 1-1	28:55 / 31:05	-02:10	6.0 / 4.0	1.7 / 5.8	5.3 / 4.5	6-45.0 / 7-41.6	2-15.0 / 4-45.0	0 / 0
Totals	40-128 / 49-156	9-17 / 11-23	307:28 / 290:23	17:05	4.5 / 3.0	7.5 / 5.3	5.5 / 4.1	50-48.1 / 64-42.6	60-547.0 / 52-384.0	21 / 12

Note: Game totals are displayed in the format: TEAM/OPPONENT for each category

GAME SUMMARIES

Game	Score	Score by Quarters					First Downs				Rushing			Passing			Total Off.		Return Yds	Punting No-Avg.	Fumbles No-Lost	Pen. No-Yds.	Third Downs	Avg. F. Pos.	ToP
		1	2	3	4	OT	Tot	Ru	Pa	Pn	Att	Yds	TD	C-A-I	Yds	TD	Att	Yds							
Stony Brook	0	0	0	0	0	-	6	3	1	2	28	49	0	9-25-0	46	0	53	95	35	10-41.9	0-0	4-28	2-15	SB 24	20:26
at SDSU	45	3	0	21	21	-	23	12	8	3	40	254	2	22-33-0	214	2	73	468	94	3-36.7	0-0	16-149	6-15	SDSU 36	37:25
at Washington St.	36	7	12	10	7	-	19	7	11	1	36	139	1	28-42-0	257	3	78	396	64	6-40.2	1-0	8-55	5-18	WSU 33	35:06
SDSU	13	7	0	6	0	-	10	4	6	0	30	82	1	15-30-0	133	1	60	215	4	7-43.9	0-0	6-38	2-13	SDSU 28	24:54
California	0	0	0	0	0	-	17	4	12	1	31	65	0	18-41-2	224	0	72	289	26	6-41.8	1-1	6-40	6-17	CAL 23	29:42
at SDSU	34	0	13	14	7	-	15	8	7	0	33	132	1	15-18-0	189	1	51	321	168	6-44.2	0-0	7-75	3-10	SDSU 31	30:18
at Northern Illinois	3	3	0	0	0	-	10	6	3	1	41	122	0	7-16-1	57	0	57	179	29	7-42.6	1-0	7-60	4-15	NIU 21	28:42
SDSU	6	0	3	0	3	-	19	9	7	3	44	151	0	14-22-2	115	0	66	266	3	6-44.0	2-0	5-50	5-15	SDSU 30	31:18
Colorado State	24	0	10	0	14	-	22	8	11	3	35	149	1	18-30-0	206	2	65	355	30	5-40.8	0-0	1-5	4-14	CSU 22	25:58
at SDSU	45	7	21	10	7	-	24	13	11	0	48	281	4	14-18-0	259	2	66	540	74	2-39.0	0-0	9-89	7-11	SDSU 30	34:02
at Nevada	10	0	0	0	10	-	15	4	9	2	31	77	0	16-32-2	177	1	63	254	36	6-46.3	3-0	2-10	4-15	NEV 25	28:36
SDSU	44	14	21	9	0	-	19	11	8	0	40	206	1	14-18-0	205	2	58	411	125	3-50.7	0-0	4-43	3-10	SDSU 25	31:24
at Fresno State	0	0	0	0	10	-	14	3	9	2	23	45	0	20-42-2	182	0	65	227	64	6-38.7	2-0	6-50	5-16	FST 25	28:09
SDSU	23	7	6	0	10	-	21	13	6	2	46	208	1	11-19-1	124	0	65	332	68	3-51.0	2-1	7-49	4-12	SDSU 31	31:51
Wyoming	7	7	0	0	10	-	9	3	5	1	35	89	1	13-27-3	96	0	62	185	49	6-50.5	1-1	6-41	6-16	WYO 26	29:33
at SDSU	24	7	10	0	7	-	16	8	7	1	40	196	2	11-22-2	194	1	62	390	80	7-49.7	0-0	8-78	2-12	SDSU 39	30:27
at Hawai'i	38	14	10	14	0	-	20	7	12	1	35	130	0	22-34-1	256	3	69	386	176	5-41.4	0-0	8-50	9-17	HAW 28	33:06
SDSU	6	3	3	0	0	-	12	6	5	1	34	135	0	10-28-2	132	0	62	267	171	6-55.0	2-2	5-45	2-14	SDSU 30	26:54
Boise State	7	0	7	0	0	-	14	11	3	0	41	164	1	12-18-0	104	0	59	268	2	7-41.6	2-0	4-45	5-14	BSU 28	31:05
at SDSU	17	0	14	0	3	-	12	11	1	0	46	277	2	6-10-0	17	0	56	294	42	6-45.0	0-0	2-15	3-12	SDSU 22	28:55

2025 GAME-BY-GAME RUSHING STATISTICS

#21 - Byron Cardwell - RB

Date	Opponent	No.	Yds.	Avg.	TD	Lg.
A.28	Stony Brook	7	28	4.0	0	14
S.6	at Washington State	0	0	0.0	0	0
S.20	California	1	4	4.0	0	4
S.27	at Northern Illinois	0	0	0.0	0	0
O.3	Colorado State*	15	129	8.6	1	22
O.11	at Nevada*	9	41	4.6	0	20
O.25	at Fresno State*	7	26	3.7	0	9
N.1	Wyoming*	1	4	4.0	0	4
N.8	at Hawai'i*	2	6	3.0	0	4
N.15	Boise State*	3	15	5.0	0	10
N.22	San José State*					
N.28	at New Mexico*					
2025 Totals		45	254	4.4	1	22
2024^		24	75	3.1	0	10
2022%		11	76	6.9	1	16
2021%		61	417	6.8	3	34
CAREER (26-0 GP-GS)		141	821	4.2	5	34

*. Mountain West game. % - at Oregon. ^ - at California.

#4 - Jayden Denegal - QB

Date	Opponent	No.	Yds.	Avg.	TD	Lg.
A.28	Stony Brook	7	15	2.1	0	9
S.6	at Washington State	8	-28	-3.5	1	5
S.20	California	5	9	1.8	0	16
S.27	at Northern Illinois	9	19	2.1	0	12
O.3	Colorado State*	1	2	2.0	0	2
O.11	at Nevada*	4	36	9.0	0	29
O.25	at Fresno State*	8	30	3.8	0	17
N.1	Wyoming*	2	2	1.0	0	1
N.8	at Hawai'i*	7	-7	-1.0	0	16
N.15	Boise State*	5	16	3.2	2	8
N.22	San José State*					
N.28	at New Mexico*					
2025 Totals		55	94	1.9	3	29
2024%		4	10	2.5	0	8
2023%		0	0	0	0	0
2022%		0	0	0	0	0
CAREER (17-10 GP-GS)		59	182	1.8	3	29

*. Mountain West game. % - at Michigan

#5 - Bert Emanuel, Jr. - QB

Date	Opponent	No.	Yds.	Avg.	TD	Lg.
A.28	Stony Brook	4	23	5.8	0	10
S.6	at Washington State	2	3	1.5	0	2
S.20	California	3	6	2.0	0	5
S.27	at Northern Illinois	1	1	1.0	0	1
O.3	Colorado State*	2	10	5.0	0	5
O.11	at Nevada*	2	-3	-1.5	0	5
O.25	at Fresno State*	2	15	7.5	0	9
N.1	Wyoming*	1	4	4.0	0	4
N.8	at Hawai'i*	3	40	13.3	0	41
N.15	Boise State*					
N.22	San José State*					
N.28	at New Mexico*					
2025 Totals		21	99	6.9	0	10
2024%		28	128	4.6	3	20
2023%		50	220	4.4	2	66
2022%		67	496	7.4	7	87
CAREER (21-9 GP-GS)		165	943	5.7	12	87

*. Mountain West game. % - at Central Michigan

#2 - Jordan Napier - WR

Date	Opponent	No.	Yds.	Avg.	TD	Lg.
A.28	Stony Brook	0	0	0.0	0	0
S.6	at Washington State	0	0	0.0	0	0
S.20	California	2	6	3.0	0	3
S.27	at Northern Illinois	4	22	5.5	0	16
O.3	Colorado State*	0	0	0.0	0	0
O.11	at Nevada*	0	0	0.0	0	0
O.25	at Fresno State*	2	-9	-4.5	0	8
N.1	Wyoming*	2	17	8.5	1	10
N.8	at Hawai'i*	0	0	0.0	0	0
N.15	Boise State*	0	0	0.0	0	0
N.22	San José State*					
N.28	at New Mexico*					
2025 Totals		10	36	5.5	1	16
2024		1	4	4.0	0	4
2023		0	0	0	0	0
CAREER (25-21 GP-GS)		11	68	4.4	1	16

*. Mountain West game.

#40 - Cincere Rhaney - RB

Date	Opponent	No.	Yds.	Avg.	TD	Lg.
A.28	Stony Brook	5	19	3.8	0	8
S.6	at Washington State					
S.20	California					
S.27	at Northern Illinois					
O.3	Colorado State*					
O.11	at Nevada*					
O.25	at Fresno State*					
N.1	Wyoming*					
N.8	at Hawai'i*					
N.15	Boise State*					
N.22	San José State*					
N.28	at New Mexico*					
2025 Totals		5	19	3.8	0	8
2024		0	0	0	0	0
CAREER (1-0 GP-GS)		5	19	3.8	0	8

*. Mountain West game.

#7 - Lucky Sutton - RB

Date	Opponent	No.	Yds.	Avg.	TD	Lg.
A.28	Stony Brook	23	100	4.3	2	17
S.6	at Washington State	15	88	5.9	0	13
S.20	California	12	61	5.1	1	11
S.27	at Northern Illinois	17	88	5.2	0	13
O.3	Colorado State*	21	113	5.4	2	16
O.11	at Nevada*	17	81	4.8	1	9
O.25	at Fresno State*	21	131	6.2	1	46
N.1	Wyoming*	28	158	5.6	1	50
N.8	at Hawai'i*	18	78	4.3	0	20
N.15	Boise State*	25	150	6.0	0	27
N.22	San José State*					
N.28	at New Mexico*					
2025 Totals		197	1,048	5.6	8	50
2024		5	35	7.0	0	17
2023		30	157	5.2	2	62
2022		2	8	4.0	0	4
CAREER (20-10 GP-GS)		294	1,248	5.5	10	62

#10 - Parker Threatt - WR

Date	Opponent	No.	Yds.	Avg.	TD	Lg.
A.28	Stony Brook	1	5	5.0	1	5
S.6	at Washington State					
S.20	California					
S.27	at Northern Illinois					
O.3	Colorado State*					
O.11	at Nevada*	0	0	0.0	0	0
O.25	at Fresno State*					
N.1	Wyoming*					
N.8	at Hawai'i*	0	0	0.0	0	0
N.15	Boise State*	0	0	0.0	0	0
N.22	San José State*					
N.28	at New Mexico*					
2025 Totals		1	5	5.0	1	5
2024		0	0	0.0	0	0
CAREER (8-0 GP-GS)		1	5	5.0	1	5

*. Mountain West game.

#23 - Christian Washington - RB

Date	Opponent	No.	Yds.	Avg.	TD	Lg.
A.28	Stony Brook	7	38	5.4	1	27
S.6	at Washington State	3	11	3.7	0	7
S.20	California	10	51	5.1	0	11
S.27	at Northern Illinois	12	22	1.8	0	8
O.3	Colorado State*	8	28	3.5	1	10
O.11	at Nevada*	9	51	5.7	0	16
O.25	at Fresno State*	4	16	4.0	0	7
N.1	Wyoming*	2	9	4.5	0	6
N.8	at Hawai'i*	3	15	5.0	0	12
N.15	Boise State*	9	98	10.9	0	41
N.22	San José State*					
N.28	at New Mexico*					
2025 Totals		67	339	5.1	2	27
2024^		102	537	5.3	5	68
2023%		12	11	0.9	0	5
2022%		73	310	4.2	0	30
CAREER (33-3 GP-GS)		254	1,197	4.7	7	68

*. Mountain West game. % - at New Mexico. ^ - at Coastal Carolina.

2025 GAME-BY-GAME RECEIVING STATISTICS

#13 - Nathan Acevedo - WR

Date	Opponent	No.	Yds.	Avg.	TD	Lng.
A.28	Stony Brook	2	32	16.0	0	17
S.6	at Washington State	-did not play-				
S.20	California	0	0	0.0	0	0
S.27	at Northern Illinois	0	0	0.0	0	0
O.3	Colorado State*	1	6	6.0	0	6
O.11	at Nevada*	2	4	2.0	0	2
O.25	at Fresno State*	1	8	8.0	0	8
N.1	Wyoming*	1	26	26.0	0	26
N.8	at Hawai'i*	3	41	13.7	0	26
N.15	Boise State*	0	0	0.0	0	0
N.22	San José State*					
N.28	at New Mexico*					
2025 Totals		10	117	15.4	0	26
2024%		9	65	7.2	0	16
2023%		0	0	0.0	0	0
2022%		0	0	0.0	0	0
CAREER (16-3 GP-GS)		19	182	13.5	0	26

* - Mountain West game. % - at Fresno State.

#14 - Donovan Brown - WR

Date	Opponent	Rec.	Yds.	Avg.	TD	Lng.
A.28	Stony Brook	2	48	24.0	0	44
S.6	at Washington State	3	-5	-1.7	0	4
S.20	California	0	0	0.0	0	0
S.27	at Northern Illinois	5	42	8.4	0	13
O.3	Colorado State*	2	55	27.5	1	45
O.11	at Nevada*	4	58	14.5	0	30
O.25	at Fresno State*	1	11	11.0	0	11
N.1	Wyoming*	2	51	25.5	0	40
N.8	at Hawai'i*	3	60	20.0	0	45
N.15	Boise State*	1	1	1.0	0	1
N.22	San José State*					
N.28	at New Mexico*					
2025 Totals		23	321	14.0	1	45
2024^		30	611	20.4	8	74
2023%		27	321	11.9	1	86
2023%		0	0	0.0	0	0
CAREER (33-20 GP-GS)		80	1,253	15.7	10	86

* - Mountain West game. % - at Syracuse. ^ - at Monroe University

#85 - Jerry McClure - WR

Date	Opponent	Rec.	Yds.	Avg.	TD	Lng.
A.28	Stony Brook	1	8	8.0	0	8
S.6	at Washington State	0	0	0.0	0	0
S.20	California	0	0	0.0	0	0
S.27	at Northern Illinois	-did not play-				
O.3	Colorado State*	0	0	0.0	0	0
O.11	at Nevada*	0	0	0.0	0	0
O.25	at Fresno State*	0	0	0.0	0	0
N.1	Wyoming*	0	0	0.0	0	0
N.8	at Hawai'i*	-did not play-				
N.15	Boise State*					
N.22	San José State*					
N.28	at New Mexico*					
2025 Totals		1	8	8.0	0	8
2024		0	0	0.0	0	0
2023%		0	0	0.0	0	0
CAREER (7-0 GP-GS)		1	8	8.0	0	8

* - Mountain West game. % - at UCLA

#19 - Seth Adams - TE

Date	Opponent	Rec.	Yds.	Avg.	TD	Lng.
A.28	Stony Brook	0	0	0.0	0	0
S.6	at Washington State	1	16	16.0	0	16
S.20	California	0	0	0.0	0	0
S.27	at Northern Illinois	0	0	0.0	0	0
O.3	Colorado State*	0	0	0.0	0	0
O.11	at Nevada*	0	0	0.0	0	0
O.25	at Fresno State*	1	12	12.0	0	12
N.1	Wyoming*	0	0	0.0	0	0
N.8	at Hawai'i*	0	0	0.0	0	0
N.15	Boise State*	0	0	0.0	0	0
N.22	San José State*					
N.28	at New Mexico*					
2025 Totals		2	28	14.0	0	16
2023^		0	0	0.0	0	0
2023%		0	0	0.0	0	0
20225		0	0	0.0	0	0
CAREER (39-28 GP-GS)		2	28	14.0	0	16

* - Mountain West game. % - at Kennesaw St. ^ - at Southeastern Louisiana

#17 - Jacob Bostick - WR

Date	Opponent	Rec.	Yds.	Avg.	TD	Lng.
A.28	Stony Brook	3	53	17.7	1	25
S.6	at Washington State	3	48	16.0	1	35
S.20	California	4	25	6.3	0	21
S.27	at Northern Illinois	0	0	0.0	0	0
O.3	Colorado State*	0	0	0.0	0	0
O.11	at Nevada*	1	31	31.0	1	31
O.25	at Fresno State*	-injured-				
N.1	Wyoming*	-injured-				
N.8	at Hawai'i*	-injured-				
N.15	Boise State*	-injured-				
N.22	San José State*					
N.28	at New Mexico*					
2025 Totals		11	157	14.3	3	35
2024%		1	14	14.0	0	14
2023^		0	0	0.0	0	0
2022^		0	0	0.0	0	0
CAREER (22-6 GP-GS)		12	171	14.3	3	35

* - Mountain West game. % - at Texas A&M. ^ - at Iowa.

#15 - Jackson Ford - TE

Date	Opponent	No.	Yds.	Avg.	TD	Lng.
A.28	Stony Brook	1	16	16.0	0	16
S.6	at Washington State	0	0	0	0	0
S.20	California	1	-1	-1.0	0	0
S.27	at Northern Illinois	1	6	6.0	0	6
O.3	Colorado State*	1	3	3.0	0	3
O.11	at Nevada*	0	0	0.0	0	0
O.25	at Fresno State*	2	20	10.0	0	14
N.1	Wyoming*	1	18	18.0	0	18
N.8	at Hawai'i*	0	0	0.0	0	0
N.15	Boise State*	0	0	0.0	0	0
N.22	San José State*					
N.28	at New Mexico*					
2025 Totals		7	62	13.5	0	18
2024%		0	0	0.0	0	0
CAREER (18-0 GP-GS)		7	62	13.5	0	18

* - Mountain West game. % - at Tulsa.

#20 - Myles Kitt-Denton - WR

Date	Opponent	Rec.	Yds.	Avg.	TD	Lng.
A.28	Stony Brook	1	-3	-3.0	0	-3
S.6	at Washington State	0	0	0.0	0	0
S.20	California	0	0	0.0	0	0
S.27	at Northern Illinois	-did not play-				
O.3	Colorado State*	-did not play-				
O.11	at Nevada*	0	0	0.0	0	0
O.25	at Fresno State*	-did not play-				
N.1	Wyoming*	-did not play-				
N.8	at Hawai'i*	-did not play-				
N.15	Boise State*	-did not play-				
N.22	San José State*					
N.28	at New Mexico*					
2025 Totals		1	-3	-3.0	0	-3
2024^		25	452	18.1	5	75
2023^		1	54	54.0	0	54
2022%		2	44	22.0	1	44
2021%		0	0	0.0	0	0
2020%		0	0	0.0	0	0
CAREER (32-3 GP-GS)		4	133	11.1	0	17

* - Mountain West game. % - at Central Arkansas. ^ - at Northwestern St.

#2 - Jordan Napier - WR

Date	Opponent	Rec.	Yds.	Avg.	TD	Lng.
A.28	Stony Brook	3	18	6.0	0	8
S.6	at Washington State	7	69	9.9	0	23
S.20	California	9	151	16.7	1	80
S.27	at Northern Illinois	6	52	12.4	0	19
O.3	Colorado State*	7	153	21.9	1	61
O.11	at Nevada*	5	110	22.0	0	41
O.25	at Fresno State*	4	14	3.5	0	7
N.1	Wyoming*	4	43	10.8	0	22
N.8	New Mexico*	2	21	10.5	0	13
N.15	Boise State*	1	-2	-1.0	0	0
N.22	San José State*					
N.28	at New Mexico*					
2025 Totals		47	629	13.4	2	80
2024		43	440	10.2	4	53
2023		1	-2	-2.0	0	-2
CAREER (25-21 GP-GS)		88	1,024	11.6	6	80

* - Mountain West game.

#7 - Lucky Sutton - RB

Date	Opponent	Rec.	Yds.	Avg.	TD	Lng.
A.28	Stony Brook	1	2	2.0	0	2
S.6	at Washington State	0	0	0.0	0	0
S.20	California	0	0	0.0	0	0
S.27	at Northern Illinois	0	0	0.0	0	0
O.3	Colorado State*	0	0	0.0	0	0
O.11	at Nevada*	0	0	0.0	0	0
O.25	at Fresno State*	0	0	0.0	0	0
N.1	Wyoming*	0	0	0.0	0	0
N.8	at Hawai'i*	0	0	0.0	0	0
N.15	Boise State*	1	-4	-4.0	0	0
N.22	San José State*					
N.28	at New Mexico*					
2025 Totals		2	-2	-1.0	0	2
2024		0	0	0.0	0	0
2023		0	0	0.0	0	0
2022		0	0	0.0	0	0
CAREER (19-10 GP-GS)		2	-2	-1.0	0	2

* - Mountain West game.

2025 GAME-BY-GAME RECEIVING STATISTICS

#23 - Christian Washington - RB

Date	Opponent	Rec.	Yds.	Avg.	TD	Lng.
A.28	Stony Brook	0	0	0.0	0	0
S.6	at Washington State	1	5	5.0	0	5
S.20	California	1	11	11.0	0	11
S.27	at Northern Illinois	0	0	0.0	0	0
O.3	Colorado State*	0	0	0.0	0	0
O.11	at Nevada*	1	2	2.0	1	2
O.25	at Fresno State*	0	0	0.0	0	0
N.1	Wyoming*	0	0	0.0	0	0
N.8	at Hawai'i*	0	0	0.0	0	0
N.15	Boise State*	0	0	0.0	0	0
N.22	San José State*					
N.28	at New Mexico*					
2025 Totals		3	18	5.0	1	11
2024^		4	36	9.0	0	24
2023%		1	3	3.0	0	3
2022%		12	76	6.3	0	27
CAREER (32-2 GP-GS)		20	133	5.9	1	27

* - Mountain West game. % - at New Mexico. ^ - at Coastal Carolina.

#11 - Mikey Welsh - WR

Date	Opponent	No.	Yds.	Avg.	TD	Lg.
A.28	Stony Brook	1	44	44.0	0	44
S.6	at Washington State	-did not play-				
S.20	California	0	0	0.0	0	0
S.27	at Northern Illinois	2	15	7.5	0	8
O.3	Colorado State*	2	23	11.5	0	16
O.11	at Nevada*	0	0	0.0	0	0
O.25	at Fresno State*	0	0	0.0	0	0
N.1	Wyoming*	1	7	7.0	0	7
N.8	at Hawai'i*	1	5	5.0	0	5
N.15	Boise State*	3	22	7.3	0	23
N.22	San José State*					
N.28	at New Mexico*					
2025 Totals		10	115	11.5	0	44
2024		0	0	0.0	0	0
2023		0	0	0.0	0	0
2022		0	0	0.0	0	0
CAREER (17-1 GP-GS)		10	115	11.5	0	44

* - Mountain West game.

#88 - Ryan Wolfer - TE

Date	Opponent	Rec.	Yds.	Avg.	TD	Lng.
A.28	Stony Brook	1	18	18.0	0	18
S.6	at Washington State	0	0	0.0	0	0
S.20	California	0	0	0.0	0	0
S.27	at Northern Illinois	0	0	0.0	0	0
O.3	Colorado State*	1	19	19.0	0	19
O.11	at Nevada*	0	0	0.0	0	0
O.25	at Fresno State*	0	0	0.0	0	0
N.1	Wyoming*	0	0	0.0	0	0
N.8	at Hawai'i*	0	0	0.0	0	0
N.15	Boise State*	0	0	0.0	0	0
N.22	San José State*					
N.28	at New Mexico*					
2025 Totals		2	37	18.5	0	19
2024		0	0	0.0	0	0
CAREER (10-0 GP-GS)		2	37	18.5	0	19

* - Mountain West game.

2025 GAME-BY-GAME PASSING STATISTICS

#4 - Jayden Denegal - QB

Date	Opponent	Cmp.	Att.	Pct.	Int.	TD	Yds.	Rtg.
A.28	Stony Brook	13	25	52.0	0	1	207	134.8
S.6	at Washington State	15	50	50.0	0	1	133	98.2
S.20	California	15	18	83.0	0	1	186	189.9
S.27	at Northern Illinois	13	20	65.0	2	0	110	91.2
O.3	Colorado State*	13	16	81.3	0	2	256	256.9
O.11	at Nevada*	14	17	82.4	0	2	205	222.5
O.25	at Fresno State*	11	19	57.9	1	0	124	102.2
N.1	Wyoming*	11	22	50.0	2	1	194	120.9
N.8	at Hawai'i*	10	27	37.0	2	0	132	63.3
N.15	Boise State*	6	10	60.0	0	0	17	74.3
N.22	San José State*							
N.28	at New Mexico*							
2025 Totals		121	204	59.3	7	8	1,564	135.7
2024%		0	0	0.0	0	0	0	0.00
2023%		4	5	80.0	0	1	50	230.0
2022%		0	0	0.0	0	0	0	0.00
CAREER (17-10 GP-GS)		125	209	60.0	7	9	1,614	135.8

*- Mountain West game. %-at Michigan

#5 - Bert Emanuel Jr. - QB

Date	Opponent	Cmp.	Att.	Pct.	Int.	TD	Yds.	Rtg.
A.28	Stony Brook	3	4	75.0	0	0	29	135.9
S.6	at Washington State	0	0	0.0	0	0	0	0.0
S.20	California	0	0	0.0	0	0	0	0.0
S.27	at Northern Illinois	1	2	50.0	0	0	5	71.0
O.3	Colorado State*	1	1	100.0	0	0	3	125.2
O.11	at Nevada*	0	1	0.0	0	0	0	0.0
O.25	at Fresno State*	0	0	0.0	0	0	0	0.0
N.1	Wyoming*	0	0	0.0	0	0	0	0.0
N.8	at Hawai'i*	0	1	0.0	0	0	0	0.0
N.15	Boise State*	-did not play-						
N.22	San José State*							
N.28	at New Mexico*							
2025 Totals		5	9	55.6	0	0	37	90.1
2024%		4	6	66.7	0	2	99	315.3
2023%		19	37	51.4	3	3	286	126.8
2022%		4	8	50.0	0	0	54	106.7
CAREER (22-8 GP-GS)		32	60	53.3	3	5	476	137.5

*- Mountain West game. %-at Central Michigan

2025 GAME-BY-GAME KICK/PUNT RETURN STATISTICS

#21 - Byron Cardwell - RB/KR

Date	Opponent	No.	Yds.	Avg.	TD	Lg.
A.28	Stony Brook	0	0	0.0	0	0
S.6	at Washington State	0	0	0.0	0	0
S.20	California	0	0	0.0	0	0
S.27	at Northern Illinois	0	0	0.0	0	0
O.3	Colorado State*	1	31	31.0	0	31
O.11	at Nevada*	0	0	0.0	0	0
O.25	at Fresno State*	0	0	0.0	0	0
N.1	Wyoming*	0	0	0.0	0	0
N.8	at Hawai'i*	0	0	0.0	0	0
N.15	Boise State*	0	0	0.0	0	0
N.22	San José State*					
N.28	at New Mexico*					
2025 Totals		1	31	31.0	0	31
2024^		0	0	0.0	0	0
2022%		0	0	0.0	0	0
2021%		0	0	0.0	0	0
CAREER (25-0 GP-GS)		1	31	31.0	0	31

*- Mountain West game. % - at Oregon. ^ - at California.

#29 - Josh Hunter - DB/KR

Date	Opponent	No.	Yds.	Avg.	TD	Lg.
A.28	Stony Brook	0	0	0.0	0	0
S.6	at Washington State	0	0	0.0	0	0
S.20	California	0	0	0.0	0	0
S.27	at Northern Illinois	0	0	0.0	0	0
O.3	Colorado State*	1	25	25.0	0	25
O.11	at Nevada*	0	0	0.0	0	0
O.25	at Fresno State*	0	0	0.0	0	0
N.1	Wyoming*	0	0	0.0	0	0
N.8	at Hawai'i*	0	0	0.0	0	0
N.15	Boise State*	0	0	0.0	0	0
N.22	San José State*					
N.28	at New Mexico*					
2025 Totals		1	25	25.0	0	25
2024		0	0	0.0	0	0
2023		0	0	0.0	0	0
2022		0	0	0.0	0	0
CAREER (26-0 GP-GS)		1	25	25.0	0	25

*- Mountain West game.

#2 - Jordan Napier - WR/KR

Date	Opponent	No.	Yds.	Avg.	TD	Lg.
A.28	Stony Brook	0	0	0.0	0	0
S.6	at Washington State	0	0	0.0	0	0
S.20	California	1	16	16.0	0	16
S.27	at Northern Illinois	0	0	0.0	0	0
O.3	Colorado State*	1	17	17.0	0	17
O.11	at Nevada*	0	0	0.0	0	0
O.25	at Fresno State*	1	27	27.0	0	27
N.1	Wyoming*	2	29	14.5	0	19
N.8	Hawai'i*	5	139	27.8	0	48
N.15	Boise State*	1	18	18.0	0	18
N.22	San José State*					
N.28	at New Mexico*					
2025 Totals		11	245	22.3	0	48
2024		4	103	25.8	0	61
2023		0	0	0.0	0	0
CAREER (24-20 GP-GS)		15	348	23.2	0	61

*- Mountain West game.

#23 - Christian Washington - RB/KR

Date	Opponent	Rec.	Yds.	Avg.	TD	Lg.
A.28	Stony Brook	0	0	0.0	0	0
S.6	at Washington State	0	0	0.0	0	0
S.20	California	0	0	0.0	0	0
S.27	at Northern Illinois	0	0	0.0	0	0
O.3	Colorado State*	0	0	0.0	0	0
O.11	at Nevada*	1	23	23.0	0	23
O.25	at Fresno State*	0	0	0.0	0	0
N.1	Wyoming*	0	0	0.0	0	0
N.8	at Hawai'i*	1	19	19.0	0	19
N.15	Boise State*	0	0	0.0	0	0
N.22	San José State*					
N.28	at New Mexico*					
2025 Totals		2	42	21.0	0	23
2024^		10	230	23.0	0	35
2023%		5	52	10.4	0	20
2022%		16	427	26.7	1	99
CAREER (33-2 GP-GS)		33	751	19.9	1	99

*- Mountain West game. % - at New Mexico. ^ - at Coastal Carolina.

#11 - Mikey Welsh - WR/KR

Date	Opponent	No.	Yds.	Avg.	TD	Lg.
A.28	Stony Brook	0	0	0.0	0	0
S.6	at Washington State	0	0	0.0	0	0
S.20	California	0	0	0.0	0	0
S.27	at Northern Illinois	0	0	0.0	0	0
O.3	Colorado State*	0	0	0.0	0	0
O.11	at Nevada*	0	0	0.0	0	0
O.25	at Fresno State*	0	0	0.0	0	0
N.1	Wyoming*	0	0	0.0	0	0
N.8	at Hawai'i*	0	0	0.0	0	0
N.15	Boise State*	0	0	0.0	0	0
N.22	San José State*					
N.28	at New Mexico*					
2025 Totals		0	0	0.0	0	0
2024		0	0	0.0	0	0
2023		0	0	0.0	0	0
2022		0	0	0.0	0	0
CAREER (17-1 GP-GS)		0	0	0.0	0	0

*- Mountain West game.

#6 - Eric Butler - S/PR

Date	Opponent	No.	Yds.	Avg.	TD	Lg.
A.28	Stony Brook	0	0	0.0	0	0
S.6	at Washington State	0	0	0.0	0	0
S.20	California	1	22	22.0	0	22
S.27	at Northern Illinois	0	0	0.0	0	0
O.3	Colorado State*	0	0	0.0	0	0
O.11	at Nevada*	0	0	0.0	0	0
O.25	at Fresno State*	0	0	0.0	0	0
N.1	Wyoming*	0	0	0.0	0	0
N.8	at Hawai'i*	0	0	0.0	0	0
N.15	Boise State*	0	0	0.0	0	0
N.22	San José State*					
N.28	at New Mexico*					
2025 Totals		1	16	16.0	0	16
2024		0	0	0.0	0	0
2023		2	23	11.5	0	14
2022		0	0	0.0	0	0
CAREER (45-21 GP-GS)		3	39	13.0	0	16

#2 - Jordan Napier - WR/PR

Date	Opponent	No.	Yds.	Avg.	TD	Lg.
A.28	Stony Brook	7	73	10.3	0	34
S.6	at Washington State	1	4	4.0	0	4
S.20	California	0	0	0.0	0	0
S.27	at Northern Illinois	4	-1	-1.0	0	1
O.3	Colorado State*	2	1	0.5	0	2
O.11	at Nevada*	2	85	42.5	1	75
O.25	at Fresno State*	1	10	10.0	0	10
N.1	Wyoming*	4	21	5.6	0	12
N.8	New Mexico*	0	0	0.0	0	0
N.15	Boise State*	1	0	0.0	0	0
N.22	San José State*					
N.28	at New Mexico*					
2025 Totals		22	193	7.9	1	75
2024		3	27	9.0	0	16
2023		0	0	0.0	0	0
CAREER (25-21 GP-GS)		25	382	8.9	1	75

*- Mountain West game.

#11 - Mikey Welsh - WR/PR

Date	Opponent	No.	Yds.	Avg.	TD	Lg.
A.28	Stony Brook	2	16	8.0	0	10
S.6	at Washington State	0	0	0.0	0	0
S.20	California	0	0	0.0	0	0
S.27	at Northern Illinois	0	0	0.0	0	0
O.3	Colorado State*	0	0	0.0	0	0
O.11	at Nevada*	0	0	0.0	0	0
O.25	at Fresno State*	0	0	0.0	0	0
N.1	Wyoming*	0	0	0.0	0	0
N.8	at Hawai'i*	0	0	0.0	0	0
N.15	Boise State*	0	0	0.0	0	0
N.22	San José State*					
N.28	at New Mexico*					
2025 Totals		2	16	8.0	0	10
2024		2	3	1.5	0	2
2023		0	0	0.0	0	0
2022		0	0	0.0	0	0
CAREER (17-1 GP-GS)		4	19	4.8	0	10

*- Mountain West game.

2025 GAME-BY-GAME PUNTING STATISTICS

#93 - Hunter Green - P/K

Date	Opponent	No.	Yards	Avg.	Long	TB	FC	In.20	50+	Blk.	Net Yds.	Net Avg.
A.28	Stony Brook	4	209	52.3	67	2	2	1	2	0	209	52.3
S.6	at Washington State	7	307	43.9	67	0	4	3	2	0	286	40.8
S.20	California	6	265	44.2	20	0	2	2	1	0	254	42.3
S.27	at Northern Illinois	6	282	47.0	63	0	0	5	2	0	264	44.0
O.3	Colorado State*	2	78	39.0	43	0	0	2	0	0	78	39.0
O.11	at Nevada*	3	163	54.3	61	0	0	2	2	0	141	47.0
O.25	at Fresno State*	3	153	51.0	52	1	0	1	3	0	134	44.7
N.1	Wyoming*	7	348	49.7	62	3	0	1	3	0	251	35.9
N.8	at Hawai'i*	4	216	54.0	63	0	2	0	3	0	206	51.5
N.15	Boise State*	6	270	45.0	53	2	4	1	1	0	268	44.7
N.22	San José State*											
N.28	at New Mexico*											
2025 Totals		47	2,291	48.7	67	8	14	18	19	0	2,063	44.3
2024%		66	3,063	46.4	72	6	21	23	21	0	2,695	45.5
2023%		68	2,103	43.8	70	1	20	13	15	0	1,973	43.6
2022%		0	0	0	0	0	0	0	0	0	0	0
CAREER		175	7,917	45.2	72	12	55	53	52	0	6,480	45.1

*. Mountain West game. % - at Northern Colorado.

#39 - Eemil Herranen - P

Date	Opponent	No.	Yards	Avg.	Long	TB	FC	In.20	50+	Blk.	Net Yds.	Net Avg.
A.28	Stony Brook		-did not punt-									
S.6	at Washington State		-did not punt-									
S.20	California		-did not punt-									
S.27	at Northern Illinois		-did not punt-									
O.3	Colorado State*		-did not punt-									
O.11	at Nevada*		-did not punt-									
O.25	at Fresno State*		-did not punt-									
N.1	Wyoming*		-did not punt-									
N.8	at Hawai'i*		-did not punt-									
N.15	Boise State*		-did not punt-									
N.22	San José State*											
N.28	at New Mexico*											
2025 Totals		0	0	0	0	0	0	0	0	0	0	0
2024		0	0	0	0	0	0	0	0	0	0	0
2023%		22	856	38.9	52	0	5	3	2	0	845	38.4
2022%		50	2,089	41.8	63	2	11	7	8	0	1,633	32.7
CAREER		72	2,945	40.9	63	2	16	10	10	0	2,478	34.4

*. Mountain West game. % - at Northern Arizona.

#89 - Tashi Dorje - P

Date	Opponent	No.	Yards	Avg.	Long	TB	FC	In.20	50+	Blk.	Net Yds.	Net Avg.
A.28	Stony Brook		-did not punt-									
S.6	at Washington State		-did not punt-									
S.20	California		-did not punt-									
S.27	at Northern Illinois		-did not punt-									
O.3	Colorado State*		-did not punt-									
O.11	at Nevada*		-did not punt-									
O.25	at Fresno State*		-did not punt-									
N.1	Wyoming*		-did not punt-									
N.8	at Hawai'i*	2	114	57.0	60	0	0	0	2	0	109	54.5
N.15	Boise State*		-did not punt-									
N.22	San José State*											
N.28	at New Mexico*											
2025 Totals		2	114	57.0	60	0	0	0	2	0	109	54.5
CAREER		2	114	57.0	60	0	0	0	2	0	109	54.5

2025 GAME-BY-GAME KICKING STATISTICS

#93 - Hunter Green - K/P

Date	Opponent	Extra Points			Field Goals				Total Pts.	Kickoffs				
		Made	Att.	Pct.	Made	Att.	Pct.	Long		No.	Yards	Avg.	TB	OB
A.28	Stony Brook	0	0	0.0	0	0	0.0	0	0	4	260	65.0	4	0
S.6	at Washington State	0	0	0.0	0	0	0.0	0	0	2	134	67.0	0	0
S.20	California	0	0	0.0	0	0	0.0	0	0	0	0	0.0	0	0
S.27	at Northern Illinois	0	0	0.0	0	0	0.0	0	0	1	65	65.0	1	0
O.3	Colorado State*	0	0	0.0	0	0	0.0	0	0	4	260	65.0	4	0
O.11	at Nevada*	0	0	0.0	0	0	0.0	0	0	2	125	62.5	1	0
O.25	at Fresno State*	0	0	0.0	0	0	0.0	0	0	1	55	55.0	0	1
N.1	Wyoming*	0	0	0.0	0	0	0.0	0	0	2	130	65.0	2	0
N.8	at Hawai'i*	0	0	0.0	0	0	0.0	0	0	0	0	0.0	0	0
N.15	Boise State*	0	0	0.0	0	0	0.0	0	0	1	65	65.0	1	0
N.22	San José State*													
N.28	at New Mexico*													
2025 Totals		0	0	0.0	0	0	0.0	0	0	17	1,094	64.4	13	1
2024%		13	13	100.0	3	8	37.5	53	22	29	1,816	62.6	22	1
2023%		15	16	93.8	9	12	75.0	50	42	37	2,402	64.9	35	0
2022%		0	0	0.0	0	0	0.0	0	0	0	0	0.0	0	0
CAREER		0	0	0.0	0	0	0.0	0	0	81	5,182	64.0	68	3

* - Mountain West game. % - at Northern Colorado

#11 - Gabriel Plascencia - K

Date	Opponent	Extra Points			Field Goals				Total Pts.	Kickoffs				
		Made	Att.	Pct.	Made	Att.	Pct.	Long		No.	Yards	Avg.	TB	OB
A.28	Stony Brook	3	3	100.0	2	2	100.0	42	9	4	256	64.0	2	0
S.6	at Washington State	1	1	100.0	0	0	0.0	0	1	2	130	65.0	2	0
S.20	California	4	4	100.0	2	2	100.0	41	10	6	385	64.2	5	0
S.27	at Northern Illinois	0	0	0.0	2	2	100.0	30	6	1	65	65.0	1	0
O.3	Colorado State*	6	6	100.0	1	1	100.0	53	9	4	260	65.0	3	0
O.11	at Nevada*	5	5	100.0	3	3	100.0	49	14	7	455	65.0	7	0
O.25	at Fresno State*	2	2	100.0	3	3	100.0	50	11	5	322	64.4	3	0
N.1	Wyoming*	3	3	100.0	1	2	50.0	34	6	3	195	65.0	3	0
N.8	at Hawai'i	0	0	0.0	2	3	66.7	43	6	3	181	60.3	2	0
N.15	Boise State*	2	2	100.0	1	1	100.0	47	5	3	185	61.7	2	0
N.22	San José State*													
N.28	at New Mexico*													
2025 Totals		26	26	100.0	17	19	89.5	53	77	38	2,434	64.1	30	0
2024		18	19	94.7	13	14	92.9	50	57	50	2,980	59.6	23	4
2023		2	2	100.0	4	4	100.0	46	14	16	992	62.0	2	1
CAREER		40	41	97.6	34	37	91.9	53	116	90	5,510	61.2	42	5

* - Mountain West game.

2025 GAME-BY-GAME DEFENSIVE STATISTICS

#42 - Brady Anderson - LB

Date	Opponent	U	A	T	TFL	SK	INT	PBU	FF	FR
A.28	Stony Brook	1	3	4	0.0	0.0	0	0	0	0
S.6	at Washington St.	0	1	1	0.0	0.0	0	0	0	0
S.20	California	2	1	3	0.0	0.0	0	0	0	0
S.27	at Northern Illinois	0	0	0	0.0	0.0	0	0	0	0
O.3	Colorado State*	1	2	3	0.0	0.0	0	0	0	0
O.11	at Nevada*	0	2	2	0.0	0.0	0	0	0	0
O.25	at Fresno State*	1	0	1	0.0	0.0	0	0	0	0
N.1	Wyoming*	1	0	1	0.0	0.0	0	0	0	0
N.8	at Hawai'i*	1	5	6	0.5	0.0	0	0	0	0
N.15	Boise State*	3	0	3	0.0	0.0	0	0	0	0
N.22	San José State*									
N.28	at New Mexico*									
2025 Totals		10	14	24	0.5	0.0	0	0	0	0
2024		9	9	15	2.0	1.0	0	0	0	1
2023		5	9	14	0.0	0.0	0	0	0	0
2022		1	0	1	0.0	0.0	0	0	0	0
2021		0	1	1	0.0	0.0	0	0	0	0
CAREER (48-1 GP-GS)		25	30	55	2.5	1.0	0	0	0	0

*. Mountain West game.

#31 - Jared Badie - EDGE

Date	Opponent	U	A	T	TFL	SK	INT	PBU	FF	FR
A.28	Stony Brook	0	1	1	0.5	0.5	0	0	0	0
S.6	at Washington St.	0	0	0	0	0	0	0	0	0
S.20	California	0	1	1	0.0	0.0	0	0	0	0
S.27	at Northern Illinois	0	1	1	0.0	0.0	0	0	0	0
O.3	Colorado State*	0	1	1	0.0	0.0	0	0	0	0
O.11	at Nevada*	0	0	0	0.0	0.0	0	0	0	0
O.25	at Fresno State*	0	0	0	0.0	0.0	0	0	0	0
N.1	Wyoming*	0	1	1	0.0	0.0	0	0	0	0
N.8	at Hawai'i*	0	0	0	0.0	0.0	0	0	0	0
N.15	Boise State*	0	1	1	0.0	0.0	0	0	0	0
N.22	San José State*									
N.28	at New Mexico*									
2025 Totals		0	6	6	0.5	0.5	0	0	0	0
2024		2	1	3	0.0	0.0	0	0	0	0
2023%		0	0	0	0.0	0.0	0	0	0	0
2022%		1	0	1	0.0	0.0	0	0	0	0
CAREER (19-0 GP-GS)		4	6	10	0.5	0.5	0	0	0	0

*. Mountain West game. %-at Illinois

#90 - Sam Benjamin - DL

Date	Opponent	U	A	T	TFL	SK	INT	PBU	FF	FR
A.28	Stony Brook	0	0	0	0.0	0.0	0	0	0	0
S.6	at Washington St.	1	1	2	1.0	0.0	0	0	0	0
S.20	California	0	1	1	0.0	0.0	0	0	0	0
S.27	at Northern Illinois	2	1	3	0.5	0.0	0	0	0	0
O.3	Colorado State*	0	1	1	0.0	0.0	0	0	0	0
O.11	at Nevada*	1	1	2	0.0	0.0	0	0	0	0
O.25	at Fresno State*	0	0	0	0.0	0.0	0	0	0	0
N.1	Wyoming*	0	0	0	0.0	0.0	0	0	0	0
N.8	at Hawai'i*	1	0	1	0.0	0.0	0	0	0	0
N.15	Boise State*	0	2	2	0.0	0.0	0	0	0	0
N.22	San José State*									
N.28	at New Mexico*									
2025 Totals		5	7	12	1.5	0.0	0	0	0	0
2024		2	2	4	0.0	0.0	0	0	0	0
2023^		2	4	6	0.5	0.0	0	0	0	0
2022%		6	8	14	2.0	0.5	0	3	0	1
CAREER (39-13)		15	21	36	4.0	0.5	0	3	0	1

*. Mountain West game. %-at Idaho State. ^-at Arizona State

#6 - Eric Butler - S

Date	Opponent	U	A	T	TFL	SK	INT	PBU	FF	FR
A.28	Stony Brook	0	1	1	0	0	0	0	0	0
S.6	at Washington St.	2	4	6	0	0	0	0	0	0
S.20	California	1	0	1	0.0	0.0	0	1	0	0
S.27	at Northern Illinois	3	2	5	0.0	0.0	0	0	0	0
O.3	Colorado State*	3	1	4	0.0	0.0	0	0	0	0
O.11	at Nevada*	0	0	0	0.0	0.0	0	1	0	0
O.25	at Fresno State*	2	2	4	0.0	0.0	0	0	0	0
N.1	Wyoming*	3	2	5	0.0	0.0	0	0	0	1
N.8	at Hawai'i*	1	0	1	0.0	0.0	0	1	0	0
N.15	Boise State*	1	2	3	0.5	0.0	0	2	0	0
N.22	San José State*									
N.28	at New Mexico*									
2025 Totals		16	14	30	0.5	0.0	0	5	0	1
2024		34	15	49	2.5	0.0	1	3	1	0
2023		13	8	21	2.5	1.0	0	0	0	0
2022		3	4	7	0.0	0.0	0	0	0	0
CAREER (45-20 GP-GS)		66	40	107	5.5	1.0	1	8	1	1

*. Mountain West game.

#23 - Isaiah Buxton - CB

Date	Opponent	U	A	T	TFL	SK	INT	PBU	FF	FR
A.28	Stony Brook	1	0	1	0	0	0	0	0	0
S.6	at Washington St.	0	0	0	0	0	0	0	0	0
S.20	California	0	0	0	0	0	0	0	0	0
S.27	at Northern Illinois									
O.3	Colorado State**	1	0	1	0.0	0.0	0	0	0	0
O.11	at Nevada*	0	0	0	0.0	0.0	0	0	0	0
O.25	at Fresno State*	0	0	0	0.0	0.0	0	0	0	0
N.1	Wyoming*	0	0	0	0.0	0.0	0	0	0	0
N.8	at Hawai'i*	0	0	0	0.0	0.0	0	0	0	0
N.15	Boise State*	0	0	0	0.0	0.0	0	0	0	0
N.22	San José State*									
N.28	at New Mexico*									
2025 Totals		2	0	2	0.0	0.0	0	0	0	0
2024		0	0	0	0.0	0.0	0	0	0	0
CAREER (9-0 GP-GS)		2	0	2	0.0	0.0	0	0	0	0

*. Mountain West game.

#12 - Owen Chambliss - LB

Date	Opponent	U	A	T	TFL	SK	INT	PBU	FF	FR
A.28	Stony Brook	3	4	7	1.5	1.0	0	0	0	0
S.6	at Washington St.	6	3	9	0	0.0	0	1	0	0
S.20	California	7	3	10	0.5	0.0	0	1	0	0
S.27	at Northern Illinois	6	7	13	1.0	1.0	0	0	0	0
O.3	Colorado State*	4	3	7	1.5	0.0	0	1	0	0
O.11	at Nevada*	3	3	6	0.5	0.0	0	0	0	0
O.25	at Fresno State*	4	3	7	1.0	0.0	0	1	0	0
N.1	Wyoming*	8	5	13	0.5	0.0	1	0	0	0
N.8	at Hawai'i*	8	5	13	2.5	2.0	0	0	0	0
N.15	Boise State*	4	4	8	0.5	0.0	0	0	0	0
N.22	San José State*									
N.28	at New Mexico*									
2025 Totals		53	40	93	9.5	4.0	1	4	0	0
2024		16	15	31	0.0	0.0	0	1	0	0
2023%		1	0	1	0.0	0.0	0	0	0	0
CAREER (13-10 GP-GS)		58	53	111	6.5	2.0	1	5	0	0

*. Mountain West game. %-at Utah

#50 - Tyson Chavez - LS

Date	Opponent	U	A	T	TFL	SK	INT	PBU	FF	FR
A.28	Stony Brook	0	0	0	0.0	0.0	0	0	0	0
S.6	at Washington St.	0	1	1	0.0	0.0	0	0	0	0
S.20	California	0	0	0	0.0	0.0	0	0	0	0
S.27	at Northern Illinois	0	0	0	0.0	0.0	0	0	0	0
O.3	Colorado State*	0	0	0	0.0	0.0	0	0	0	0
O.11	at Nevada*	0	0	0	0.0	0.0	0	0	0	0
O.25	at Fresno State*	0	1	1	0.0	0.0	0	0	0	0
N.1	Wyoming*	0	0	0	0.0	0.0	0	0	0	0
N.8	at Hawai'i*	0	0	0	0.0	0.0	0	0	0	0
N.15	Boise State*	0	0	0	0.0	0.0	0	0	0	0
N.22	San José State*									
N.28	at New Mexico*									
2025 Totals		0	2	2	0.0	0.0	0	0	0	0
2024		0	0	0	0.0	0.0	0	0	0	0
2023		0	0	0	0.0	0.0	0	0	0	0
2022		0	0	0	0.0	0.0	0	0	0	0
CAREER (10-0 GP-GS)		0	2	1	0.0	0.0	0	0	0	0

*. Mountain West game.

#54 - Krishna Clay - DL

Date	Opponent	U	A	T	TFL	SK	INT	PBU	FF	FR
A.28	Stony Brook	1	0	1	0.0	0.0	0	0	0	0
S.6	at Washington St.	0	1	1	0.0	0.0	0	0	0	0
S.20	California	0	1	1	0.0	0.0	0	0	0	0
S.27	at Northern Illinois	1	1	2	0.5	0.0	0	0	0	0
O.3	Colorado State*	0	1	1	0.0	0.0	0	0	0	0
O.11	at Nevada*	1	0	1	0.0	0.0	0	1	0	0
O.25	at Fresno State*	1	1	2	0.0	0.0	0	0	0	0
N.1	Wyoming*	0	1	1	0.0	0.0	0	0	0	0
N.8	at Hawai'i*	0	2	2	0.0	0.0	0	0	0	0
N.15	Boise State*	0	0	0	0.0	0.0	0	0	0	0
N.22	San José State*									
N.28	at New Mexico*									
2025 Totals		4	8	12	0.5	0.0	0	1	0	0
2024		20	20	40	4.5	1.5	0	0	0	1
CAREER (22-12 GP-GS)		23	28	51	5.0	1.5	0	1	0	1

*. Mountain West game.

2025 GAME-BY-GAME DEFENSIVE STATISTICS

#91 - Amari Comier - DL

Date	Opponent	U	A	T	TFL	SK	INT	PBU	FF	FR
A.28	Stony Brook	0	1	1	0.0	0.0	0	0	0	0
S.6	at Washington St.	0	2	2	0.0	0.0	0	0	0	0
S.20	California	0	0	0	0.0	0.0	0	0	0	0
S.27	at Northern Illinois	1	1	2	0.5	0.0	0	0	0	0
0.3	Colorado State*	0	0	0	0.0	0.0	0	0	0	0
0.11	at Nevada*	0	1	1	0.0	0.0	0	0	0	0
0.25	at Fresno State*	0	1	1	0.0	0.0	0	0	0	0
N.1	Wyoming*	2	0	2	1.0	0.0	0	0	0	0
N.8	at Hawai'i*	0	0	0	0.0	0.0	0	0	0	0
N.15	Boise State*	2	0	2	0.0	0.0	0	0	0	0
N.22	San José State*									
N.28	at New Mexico*									
2025 Totals		5	6	11	1.5	0.0	0	0	0	0
CAREER (10-1 GP-GS)		5	6	11	1.5	0.0	0	0	0	0

*- Mountain West game.

#24 - Josiah Cox - S

Date	Opponent	U	A	T	TFL	SK	INT	PBU	FF	FR
A.28	Stony Brook	0	2	2	0.0	0.0	0	0	0	0
S.6	at Washington St.	0	1	1	0.0	0.0	0	0	0	0
S.20	California	0	1	1	0.0	0.0	0	0	0	0
S.27	at Northern Illinois	0	0	0	0.0	0.0	0	0	0	0
0.3	Colorado State*	2	1	3	1.0	0.0	0	0	0	0
0.11	at Nevada*	3	0	3	0.0	0.0	0	0	0	0
0.25	at Fresno State*	1	0	1	0.0	0.0	0	0	0	0
N.1	Wyoming*	1	0	1	0.0	0.0	0	1	0	0
N.8	at Hawai'i*	1	4	5	0.5	0.0	0	0	0	0
N.15	Boise State*	0	0	0	0.0	0.0	0	0	0	0
N.22	San José State*									
N.28	at New Mexico*									
2025 Totals		8	9	17	1.5	0.0	0	1	0	0
2024^		17	18	35	0.0	0.0	2	1	0	0
2023%		1	2	3	0.0	0.5	0	0	0	0
CAREER (30-0 GP-GS)		25	29	54	1.5	0.5	2	2	0	0

*- Mountain West game. %- at Arizona State. ^- at New Mexico State

#48 - Kainoa Davis - DL

Date	Opponent	U	A	T	TFL	SK	INT	PBU	FF	FR
A.28	Stony Brook	1	0	1	0.0	0.0	0	0	0	0
S.6	at Washington St.	0	0	0	0.0	0.0	0	0	0	0
S.20	California	0	0	0	0.0	0.0	0	0	0	0
S.27	at Northern Illinois				-did not play-					
0.3	Colorado State*				-did not play-					
0.11	at Nevada*	0	0	0	0.0	0.0	0	0	0	0
0.25	at Fresno State*	0	0	0	0.0	0.0	0	0	0	0
N.1	Wyoming*				-did not play-					
N.8	at Hawai'i*	0	2	2	0.5	0.0	0	0	0	0
N.15	Boise State*				-did not play-					
N.22	San José State*									
N.28	at New Mexico*									
2025 Totals		1	2	3	0.5	0.0	0	0	0	0
2024%		0	0	0	0.0	0.0	0	0	0	0
CAREER (6-0 GP-GS)		1	2	3	0.5	0.0	0	0	0	0

*- Mountain West game. %- at Charlotte

#55 - Malachi Finau - DL

Date	Opponent	U	A	T	TFL	SK	INT	PBU	FF	FR
A.28	Stony Brook	0	2	2	0.5	0.0	0	0	0	0
S.6	at Washington St.	0	1	1	0.0	0.0	0	0	0	0
S.20	California	0	2	2	0.0	0.0	0	0	0	0
S.27	at Northern Illinois	0	1	1	0.0	0.0	0	0	0	0
0.3	Colorado State*	0	0	0	0.0	0.0	0	0	0	0
0.11	at Nevada*	0	0	0	0.0	0.0	0	0	0	0
0.25	at Fresno State*	1	0	1	0.0	0.0	0	0	0	0
N.1	Wyoming*	1	3	4	0.0	0.0	0	0	1	0
N.8	at Hawai'i*	0	3	3	0.0	0.0	0	0	0	0
N.15	Boise State*	0	1	1	0.0	0.0	0	0	0	0
N.22	San José State*									
N.28	at New Mexico*									
2025 Totals		2	13	15	0.5	0.0	0	0	1	0
2024%		10	9	19	3.0	3.5	0	0	0	0
2023%		1	3	4	0.5	0.5	0	0	0	0
2022%		0	0	0	0.0	0.0	0	0	0	0
CAREER (31-9 GP-GS)		13	25	38	4.0	4.0	0	0	1	0

*- Mountain West game. %- at Hawai'i

#22 - Max Garrison - S

Date	Opponent	U	A	T	TFL	SK	INT	PBU	FF	FR
A.28	Stony Brook	0	0	0	0.0	0.0	0	0	0	0
S.6	at Washington St.	1	0	1	0.0	0.0	0	0	0	0
S.20	California	0	1	1	0.0	0.0	0	0	0	0
S.27	at Northern Illinois	0	0	0	0.0	0.0	0	0	0	0
0.3	Colorado State*	0	0	0	0.0	0.0	0	0	0	0
0.11	at Nevada*	0	0	0	0.0	0.0	0	0	0	0
0.25	at Fresno State*	0	0	0	0.0	0.0	0	0	0	0
N.1	Wyoming*	0	0	0	0.0	0.0	0	0	0	0
N.8	at Hawai'i*	0	0	0	0.0	0.0	0	0	0	0
N.15	Boise State*	0	0	0	0.0	0.0	0	0	0	0
N.22	San José State*									
N.28	at New Mexico*									
2025 Totals		1	1	2	0.0	0.0	0	0	0	0
2024		2	1	3	0.0	0.0	0	0	0	0
2023		2	0	2	0.0	0.0	0	0	0	0
2022		1	1	2	0.0	0.0	0	0	0	0
CAREER (39-0 GP-GS)		6	3	9	0.0	0.0	0	0	0	0

*- Mountain West game.

#35 - Hunter Haines - S

Date	Opponent	U	A	T	TFL	SK	INT	PBU	FF	FR
A.28	Stony Brook	0	0	0	0.0	0.0	0	0	0	0
S.6	at Washington St.	0	0	0	0.0	0.0	0	0	0	0
S.20	California	0	0	0	0.0	0.0	0	0	0	0
S.27	at Northern Illinois				-did not play-					
0.3	Colorado State*				-did not play-					
0.11	at Nevada*	0	0	0	0.0	0.0	0	0	0	0
0.25	at Fresno State*	0	0	0	0.0	0.0	0	0	0	0
N.1	Wyoming*				-did not play-					
N.8	at Hawai'i*	0	0	0	0.0	0.0	0	0	0	0
N.15	Boise State*	0	0	0	0.0	0.0	0	0	0	0
N.22	San José State*									
N.28	at New Mexico*									
2025 Totals		0	0	0	0.0	0.0	0	0	0	0
2024%		1	0	1	0.0	0.0	0	0	0	0
CAREER (11-0 GP-GS)		0	0	0	0.0	0.0	0	0	0	0

*- Mountain West game. %- at Washington State

#15- Xavier Hamlett - CB

Date	Opponent	U	A	T	TFL	SK	INT	PBU	FF	FR
A.28	Stony Brook	0	0	0	0.0	0.0	0	0	0	0
S.6	at Washington St.	0	0	0	0.0	0.0	0	0	0	0
S.20	California				-did not play-					
S.27	at Northern Illinois	0	0	0	0.0	0.0	0	0	0	0
0.3	Colorado State*				-did not play-					
0.11	at Nevada*				-did not play-					
0.25	at Fresno State*				-did not play-					
N.1	Wyoming*				-did not play-					
N.8	at Hawai'i*				-did not play-					
N.15	Boise State*				-did not play-					
N.22	San José State*									
N.28	at New Mexico*									
2025 Totals		0	0	0	0.0	0.0	0	0	0	0
2024		0	0	0	0.0	0.0	0	0	0	0
2023		0	0	0	0.0	0.0	0	0	0	0
CAREER (14-0 GP-GS)		0	0	0	0.0	0.0	0	0	0	0

*- Mountain West game.

#34 - Dean Harrington - LB

Date	Opponent	U	A	T	TFL	SK	INT	PBU	FF	FR
A.28	Stony Brook	0	0	0	0.0	0.0	0	0	0	0
S.6	at Washington St.				-did not play-					
S.20	California	0	0	0	0.0	0.0	0	0	0	0
S.27	at Northern Illinois	1	0	1	0.0	0.0	0	0	0	0
0.3	Colorado State*				-did not play-					
0.11	at Nevada*	0	0	0	0.0	0.0	0	0	0	0
0.25	at Fresno State*	0	0	0	0.0	0.0	0	0	0	0
N.1	Wyoming*	0	0	0	0.0	0.0	0	0	0	0
N.8	at Hawai'i*	0	0	0	0.0	0.0	0	0	0	0
N.15	Boise State*	1	0	1	0.0	0.0	0	0	0	0
N.22	San José State*									
N.28	at New Mexico*									
2025 Totals		2	0	2	0.0	0.0	0	0	0	0
2024		0	0	0	0.0	0.0	0	0	0	0
CAREER (8-0 GP-GS)		2	0	2	0.0	0.0	0	0	0	0

*- Mountain West game.

2025 GAME-BY-GAME DEFENSIVE STATISTICS

#45 - DJ Herman - LB

Date	Opponent	U	A	T	TFL	SK	INT	PBU	FF	FR
A.28	Stony Brook	1	1	2	0.0	0.0	0	0	0	0
S.6	at Washington St.	0	0	0	0.0	0.0	0	0	0	0
S.20	California	1	1	2	0.0	0.0	0	0	0	0
S.27	at Northern Illinois	0	0	0	0.0	0.0	0	0	0	0
O.3	Colorado State*	1	1	2	0.0	0.0	0	0	0	0
O.11	at Nevada*	2	2	4	0.0	0.0	0	0	0	0
O.25	at Fresno State*	1	0	1	0.0	0.0	0	0	0	0
N.1	Wyoming*	0	0	0	0.0	0.0	0	0	0	0
N.8	at Hawai'i*	0	1	1	0.0	0.0	0	0	0	0
N.15	Boise State*	0	0	0	0.0	0.0	0	0	0	0
N.22	San José State*									
N.28	at New Mexico*									
2025 Totals		6	6	12	0.0	0.0	0	0	0	0
2024		13	16	29	1.0	0.0	0	1	0	0
2023		0	1	1	0.0	0.0	0	0	0	0
2022		2	1	3	0.0	0.0	0	0	0	0
2021		0	0	0	0.0	0.0	0	0	0	0
CAREER (46-2 GP-GS)		21	24	45	1.0	0.0	0	1	0	0

*. Mountain West game.

#10 - Ryan Henderson - EDGE

Date	Opponent	U	A	T	TFL	SK	INT	PBU	FF	FR
A.28	Stony Brook	2	0	2	1.0	0.0	0	0	0	0
S.6	at Washington St.	1	0	1	0.0	0.0	0	0	0	0
S.20	California	1	1	2	1.0	1.0	0	0	0	0
S.27	at Northern Illinois	1	1	2	1.0	1.0	0	0	0	0
O.3	Colorado State*	0	1	1	0.0	0.0	0	0	0	0
O.11	at Nevada*	1	1	2	1.0	1.0	0	0	0	0
O.25	at Fresno State*	1	0	1	0.0	0.0	0	0	0	0
N.1	Wyoming*	1	1	2	1.0	1.0	0	1	0	0
N.8	at Hawai'i*	1	0	1	0.0	0.0	0	0	0	0
N.15	Boise State*	0	0	0	0.0	0.0	0	0	0	0
N.22	San José State*									
N.28	at New Mexico*									
2025 Totals		9	5	14	5.0	4.0	0	1	0	0
2024		7	6	13	2.5	2.5	0	0	0	0
2023		3	5	8	1.0	1.0	0	0	1	1
2022		0	0	0	0.0	0.0	0	0	0	0
CAREER (310-3 GP-GS)		20	15	35	8.5	7.5	0	1	1	1

*. Mountain West game.

#29 - Josh Hunter - S

Date	Opponent	U	A	T	TFL	SK	INT	PBU	FF	FR
A.28	Stony Brook	0	1	1	0.0	0.0	0	1	0	0
S.6	at Washington St.	0	0	0	0.0	0.0	0	0	0	0
S.20	California	0	0	0	0.0	0.0	0	0	0	0
S.27	at Northern Illinois	0	1	1	0.0	0.0	0	0	0	0
O.3	Colorado State*	1	0	1	0.0	0.0	0	0	0	0
O.11	at Nevada*	1	1	2	0.0	0.0	0	0	0	0
O.25	at Fresno State*	0	1	1	0.0	0.0	0	0	0	0
N.1	Wyoming*	0	0	0	0.0	0.0	0	0	0	0
N.8	at Hawai'i*	2	0	2	0.0	0.0	0	0	0	0
N.15	Boise State*	0	0	0	0.0	0.0	0	0	0	0
N.22	San José State*									
N.28	at New Mexico*									
2025 Totals		4	4	8	0.0	0.0	0	0	0	0
2024		21	10	31	3.0	0.5	0	2	0	0
2023		26	12	38	1.0	0.0	0	2	0	0
2022		1	0	1	0.0	0.0	0	0	0	0
CAREER (35-5 GP-GS)		52	26	78	4.0	0.5	0	4	0	0

*. Mountain West game.

#1 - Chris Johnson - CB

Date	Opponent	U	A	T	TFL	SK	INT	PBU	FF	FR
A.28	Stony Brook	1	1	2	0.0	0.0	0	2	0	0
S.6	at Washington St.	5	3	8	0.0	0.0	0	1	1	0
S.20	California	2	5	7	0.5	0.0	1	1	0	0
S.27	at Northern Illinois	6	1	7	0.5	0.0	1	0	0	0
O.3	Colorado State*	3	2	5	0.0	0.0	0	2	0	0
O.11	at Nevada*	2	1	3	0.0	0.0	1	0	0	0
O.25	at Fresno State*	6	0	6	1.0	0.0	0	0	0	0
N.1	Wyoming*	2	0	2	0.0	0.0	0	0	0	0
N.8	at Hawai'i*									
N.15	Boise State*	5	1	6	0.0	0.0	0	1	0	0
N.22	San José State*									
N.28	at New Mexico*									
2025 Totals		32	14	46	2.0	0.0	3	7	1	0
2024		49	18	67	0.5	0.0	1	4	3	0
2023		15	15	30	0.0	0.0	1	1	1	0
2022		5	1	6	0.0	0.0	0	0	0	0
CAREER (45-21 GP-GS)		95	48	143	2.0	0.0	5	12	5	0

*. Mountain West game.

#52 - Jayden Kendricks - LB

Date	Opponent	U	A	T	TFL	SK	INT	PBU	FF	FR
A.28	Stony Brook	0	0	0	0.0	0.0	0	0	0	0
S.6	at Washington St.									
S.20	California									
S.27	at Northern Illinois									
O.3	Colorado State*									
O.11	at Nevada*									
O.25	at Fresno State*									
N.1	Wyoming*									
N.8	at Hawai'i*									
N.15	Boise State*									
N.22	San José State*									
N.28	at New Mexico*									
2025 Totals		0	0	0	0.0	0.0	0	0	0	0
2024		0	0	0	0.0	0.0	0	0	0	0
2023		0	0	0	0.0	0.0	0	0	0	0
CAREER (1-0 GP-GS)		0	0	0	0.0	0.0	0	0	0	0

*. Mountain West game.

#44 - Niles King - EDGE

Date	Opponent	U	A	T	TFL	SK	INT	PBU	FF	FR
A.28	Stony Brook	0	3	3	0.0	0.0	0	0	0	0
S.6	at Washington St.	0	1	1	0.0	0.0	0	0	0	0
S.20	California	0	2	2	0.0	0.0	0	0	0	0
S.27	at Northern Illinois	0	1	1	0.0	0.0	0	0	0	0
O.3	Colorado State*	3	0	3	2.0	2.0	0	0	0	0
O.11	at Nevada*	0	2	2	0.5	0.0	0	0	0	0
O.25	at Fresno State*	1	0	1	1.0	1.0	0	0	0	0
N.1	Wyoming*	2	0	2	1.0	0.0	0	0	0	0
N.8	at Hawai'i*	0	1	1	0.0	0.0	0	0	0	0
N.15	Boise State*	1	1	2	1.0	0	0	0	0	0
N.22	San José State*									
N.28	at New Mexico*									
2025 Totals		7	11	18	5.5	3.0	0	0	0	0
2024%		18	17	35	12.0	8.5	0	0	1	0
2023%		14	14	28	13.5	10.0	0	0	3	0
2022%		2	5	7	1.5	1.5	0	0	0	0
CAREER (44-30 GP-GS)		41	47	88	32.5	23.0	0	0	4	0

*. Mountain West game. % - at Grand Valley State.

#21 - Tano Letuli - LB

Date	Opponent	U	A	T	TFL	SK	INT	PBU	FF	FR
A.28	Stony Brook	1	8	9	0.0	0.0	0	1	0	0
S.6	at Washington St.	5	6	11	0.0	0.0	0	0	0	0
S.20	California									
S.27	at Northern Illinois	2	4	6	0.0	0.0	0	0	0	0
O.3	Colorado State*	1	1	2	0.0	0.0	0	0	0	0
O.11	at Nevada*									
O.25	at Fresno State*	2	0	2	0.0	0.0	1	1	0	0
N.1	Wyoming*	0	0	0	0.0	0.0	0	0	0	0
N.8	at Hawai'i*									
N.15	Boise State*									
N.22	San José State*									
N.28	at New Mexico*									
2025 Totals		11	19	30	0.0	0.0	1	2	0	0
2024		38	32	70	3.5	1.5	1	0	0	1
2023%		7	5	12	0.0	0.0	0	0	0	0
CAREER (27-16 GP-GS)		56	56	112	3.5	1.5	2	2	0	1

*. Mountain West game. % - at Army.

#14 - Jatavious Magee - S

Date	Opponent	U	A	T	TFL	SK	INT	PBU	FF	FR
A.28	Stony Brook	0	0	0	0.0	0.0	0	0	0	0
S.6	at Washington St.	1	0	1	0.0	0.0	0	0	0	0
S.20	California									
S.27	at Northern Illinois									
O.3	Colorado State*									
O.11	at Nevada*									
O.25	at Fresno State*									
N.1	Wyoming*									
N.8	at Hawai'i*									
N.15	Boise State*									
N.22	San José State*									
N.28	at New Mexico*									
2025 Totals		1	0	1	0.0	0.0	0	0	0	0
2024		2	1	3	0.0	0.0	0	0	0	0
2023		3	0	3	0.0	0.0	0	0	0	0
2022		1	0	1	0.0	0.0	0	0	0	0
2021		0	0	0	0.0	0.0	0	0	0	0
CAREER (36-0 GP-GS)		7	1	8	0.0	0.0	0	0	0	0

*. Mountain West game.

2025 GAME-BY-GAME DEFENSIVE STATISTICS

#17 - Deshawn McQuin - S

Date	Opponent	U	A	T	TFL	SK	INT	PBU	FF	FR
A.28	Stony Brook	0	0	0	0.0	0.0	0	0	0	0
S.6	at Washington St.	3	0	3	0.0	0.0	0	0	0	0
S.20	California	0	0	0	0.0	0.0	0	0	0	0
S.27	at Northern Illinois	0	0	0	0.0	0.0	0	0	0	0
O.3	Colorado State*	0	0	0	0.0	0.0	0	0	0	0
O.11	at Nevada*	1	0	1	0.0	0.0	0	1	0	0
O.25	at Fresno State*	1	0	1	0.0	0.0	0	0	0	0
N.1	Wyoming*	1	0	1	1.0	0.0	0	0	0	0
N.8	at Hawai'i*	1	2	3	0.0	0.0	1	0	0	0
N.15	Boise State*	0	0	0	0.0	0.0	0	0	0	0
N.22	San José State*									
N.28	at New Mexico*									
2025 Totals		7	2	9	1.0	0.0	1	1	0	0
2024		19	9	28	2.0	1.0	0	5	0	0
2023		9	4	13	1.5	0.5	1	2	0	0
2022%		8	2	10	0.0	0.0	0	1	0	0
2021%		0	1	1	0.0	0.0	1	0	0	0
2020%		5	1	6	0.0	0.0	0	0	0	0
2019%		1	0	1	0.0	0.0	0	0	0	0
CAREER (54-11 GP-GS)		49	19	68	4.5	1.5	3	9	0	0

* Mountain West game. % - at TCU.

#26 - Dwayne McDougale - S

Date	Opponent	U	A	T	TFL	SK	INT	PBU	FF	FR
A.28	Stony Brook	0	1	1	0.0	0.0	0	0	0	0
S.6	at Washington St.	3	1	4	0.0	0.0	0	0	0	0
S.20	California	3	0	3	0.0	0.0	0	2	0	1
S.27	at Northern Illinois	0	1	1	0.0	0.0	0	0	0	0
O.3	Colorado State*	0	3	3	0.0	0.0	0	0	0	0
O.11	at Nevada*	4	0	4	0.0	0.0	1	0	0	0
O.25	at Fresno State*	5	2	7	0.0	0.0	0	0	0	0
N.1	Wyoming*	2	3	5	1.0	0.0	1	0	0	0
N.8	at Hawai'i*	2	4	6	0.0	0.0	0	0	0	0
N.15	Boise State*	2	3	5	0.5	0.0	0	0	0	0
N.22	San José State*									
N.28	at New Mexico*									
2025 Totals		21	16	39	1.5	0.0	2	2	0	1
2024^		31	27	58	1.5	0.0	0	0	0	0
2023^		13	16	29	1.0	0.0	2	0	1	0
2022%		0	1	1	0.0	0.0	0	0	0	0
CAREER (37-10 GP-GS)		67	59	126	4.0	0.0	4	2	1	1

* Mountain West game. % - Northern Arizona. ^ - at Idaho

#20 - Jelani McLaughlin - S

Date	Opponent	U	A	T	TFL	SK	INT	PBU	FF	FR
A.28	Stony Brook	0	2	2	0.0	0.0	0	0	0	0
S.6	at Washington St.	1	0	1	0.0	0.0	0	0	0	0
S.20	California	0	0	0	0.0	0.0	0	0	0	0
S.27	at Northern Illinois	0	0	0	0.0	0.0	0	0	0	0
O.3	Colorado State*	0	0	0	0.0	0.0	0	0	0	0
O.11	at Nevada*	2	0	2	0.0	0.0	0	0	0	0
O.25	at Fresno State*	1	0	1	0.0	0.0	0	0	0	0
N.1	Wyoming*	0	0	0	0.0	0.0	0	0	0	0
N.8	at Hawai'i*	1	0	1	0.0	0.0	0	0	0	0
N.15	Boise State*	0	0	0	0.0	0.0	0	0	0	0
N.22	San José State*									
N.28	at New Mexico*									
2025 Totals		5	2	7	0.0	0.0	0	0	0	0
2024		4	3	7	0.0	0.0	0	0	0	0
2023		0	0	0	0.0	0.0	0	0	0	0
CAREER (23-0 GP-GS)		8	5	13	0.0	0.0	0	0	0	0

* Mountain West game.

#33 - Brady Nassar - EDGE

Date	Opponent	U	A	T	TFL	SK	INT	PBU	FF	FR
A.28	Stony Brook	0	0	0	0.0	0.0	0	0	0	0
S.6	at Washington St.	0	0	0	0.0	0.0	0	0	0	0
S.20	California	0	0	0	0.0	0.0	0	0	0	0
S.27	at Northern Illinois	0	0	0	0.0	0.0	0	0	0	0
O.3	Colorado State*	0	2	2	0.0	0.0	0	1	0	0
O.11	at Nevada*	4	0	4	0.0	0.0	0	0	0	0
O.25	at Fresno State*	0	0	0	0.0	0.0	0	0	0	0
N.1	Wyoming*	1	0	1	0.0	0.0	0	0	0	0
N.8	at Hawai'i*	0	3	3	0.0	0.0	0	0	0	0
N.15	Boise State*	2	0	2	0.0	0.0	0	1	0	0
N.22	San José State*									
N.28	at New Mexico*									
2025 Totals		7	5	12	0.0	0.0	0	2	0	0
2024		14	12	26	4.5	1.0	1	0	0	0
2023		4	2	6	0.0	0.0	0	0	0	0
CAREER (32-12 GP-GS)		25	19	44	4.5	1.0	1	2	0	0

* Mountain West game.

#0 - Bryce Phillips - CB

Date	Opponent	U	A	T	TFL	SK	INT	PBU	FF	FR
A.28	Stony Brook	2	0	2	0.0	0.0	0	0	0	0
S.6	at Washington St.	6	0	6	0.0	0.0	0	0	0	0
S.20	California	4	0	4	0.0	0.0	0	4	0	0
S.27	at Northern Illinois	0	2	2	0.0	0.0	0	0	0	0
O.3	Colorado State*	5	0	5	1.0	0.0	0	0	0	0
O.11	at Nevada*	0	1	1	0.0	0.0	0	1	0	0
O.25	at Fresno State*	1	1	2	0.0	0.0	0	0	0	0
N.1	Wyoming*	0	0	0	0.0	0.0	1	1	0	0
N.8	at Hawai'i*	2	0	2	0.0	0.0	0	1	0	0
N.15	Boise State*	4	1	5	0.0	0.0	0	0	1	0
N.22	San José State*									
N.28	at New Mexico*									
2025 Totals		24	5	29	1.0	0.0	1	7	1	0
2024		32	8	40	4.0	0.0	1	1	0	0
2023%		20	13	33	5.0	0.0	1	8	0	0
2022%		27	8	35	1.0	0.0	0	10	0	0
CAREER (44-44 GP-GS)		103	34	137	11.0	0.0	3	26	1	0

* Mountain West game. % - at Tennessee State.

#56 - Augsut Salvati - DL

Date	Opponent	U	A	T	TFL	SK	INT	PBU	FF	FR
A.28	Stony Brook	1	2	3	1.5	1.5	0	0	0	0
S.6	at Washington St.	0	0	0	0.0	0.0	0	0	0	0
S.20	California	2	0	2	2.0	2.0	0	0	0	0
S.27	at Northern Illinois	0	0	0	0.0	0.0	0	0	0	0
O.3	Colorado State*	0	0	0	0.0	0.0	0	0	0	0
O.11	at Nevada*	0	0	0	0.0	0.0	0	0	0	0
O.25	at Fresno State*	1	0	1	0.0	0.0	1	0	0	0
N.1	Wyoming*	0	0	0	0.0	0.0	0	0	0	0
N.8	at Hawai'i*	0	0	0	0.0	0.0	0	0	0	0
N.15	Boise State*	0	0	0	0.0	0.0	0	0	0	0
N.22	San José State*									
N.28	at New Mexico*									
2025 Totals		4	2	6	3.5	3.5	1	0	0	0
2024%		0	0	0	0.0	0.0	0	0	0	0
CAREER (11-0 GP-GS)		4	2	6	3.5	3.5	1	0	0	0

* Mountain West game. % - at Florida Atlantic.

#9 - Dalesean Staley - S

Date	Opponent	U	A	T	TFL	SK	INT	PBU	FF	FR
A.28	Stony Brook	0	0	0	0.0	0.0	0	2	0	0
S.6	at Washington St.	3	3	6	0.5	0.0	0	1	0	0
S.20	California	6	1	7	0.0	0.0	1	1	1	0
S.27	at Northern Illinois	2	3	5	0.0	0.0	0	0	0	0
O.3	Colorado State*	1	4	5	0.0	0.0	0	0	0	0
O.11	at Nevada*	5	1	6	0.0	0.0	0	0	0	0
O.25	at Fresno State*	3	2	5	0.0	0.0	0	4	0	0
N.1	Wyoming*	1	5	6	0.0	0.0	0	1	0	0
N.8	at Hawai'i*	5	6	11	0.0	0.0	0	0	0	0
N.15	Boise State*	4	1	5	0.0	0.0	0	0	0	0
N.22	San José State*									
N.28	at New Mexico*									
2025 Totals		30	26	56	0.5	0.0	1	9	1	0
2024		37	24	61	0.0	0.0	0	0	0	1
2023%		32	37	69	3.0	0.0	3	5	0	0
2022%		3	0	3	0.0	0.0	0	0	0	0
CAREER (35-30 GP-GS)		102	88	190	4.0	0.0	4	12	1	1

* Mountain West game. % - at Northern Iowa

2025 GAME-BY-GAME DEFENSIVE STATISTICS

#94 - Teivis Tuoti - DL

Date	Opponent	U	A	T	TFL	SK	INT	PBU	FF	FR
A.28	Stony Brook	1	0	1	0.0	0.0	0	0	0	0
S.6	at Washington St.	0	1	1	0.0	0.0	0	0	0	0
S.20	California	0	0	0	0.0	0.0	0	0	0	0
S.27	at Northern Illinois	-did not play-								
O.3	Colorado State*	0	0	0	0.0	0.0	0	0	0	0
O.11	at Nevada*	0	0	0	0.0	0.0	0	0	0	0
O.25	at Fresno State*	0	0	0	0.0	0.0	0	0	0	0
N.1	Wyoming*	-did not play-								
N.8	at Hawai'i*	-did not play-								
N.15	Boise State*	-did not play-								
N.22	San José State*									
N.28	at New Mexico*									
2025 Totals		1	1	2	0.0	0.0	0	0	0	0
2024		3	10	13	1.0	1.0	0	0	0	0
2023^		0	0	0	0.0	0.0	0	0	0	0
2022^		6	9	15	0.0	0.0	0	0	0	0
2021%		0	2	2	0.0	0.0	0	0	0	0
CAREER (16-1 GP-GS)		10	22	32	1.0	1.0	0	0	0	0

* Mountain West game. % - at Nevada. ^ - at Colorado State.

#2 - Trey White - EDGE

Date	Opponent	U	A	T	TFL	SK	INT	PBU	FF	FR
A.28	Stony Brook	1	2	3	0.0	0.0	0	0	0	0
S.6	at Washington St.	2	4	6	1.5	0.0	0	1	0	0
S.20	California	3	1	4	1.0	1.0	0	0	0	0
S.27	at Northern Illinois	3	4	7	0.5	0.0	0	0	0	0
O.3	Colorado State*	3	0	3	2.0	2.0	0	0	0	0
O.11	at Nevada*	3	1	4	1.0	1.0	0	0	0	0
O.25	at Fresno State*	1	0	1	0.0	0.0	0	0	0	0
N.1	Wyoming*	2	1	3	2.0	2.0	0	0	0	0
N.8	at Hawai'i*	0	3	3	0.0	0.0	0	0	0	0
N.15	Boise State*	5	2	7	0.5	0.0	0	0	0	0
N.22	San José State*									
N.28	at New Mexico*									
2025 Totals		23	18	41	8.5	6.0	0	1	0	0
2024		40	20	60	18.5	12.5	0	2	1	0
2023		9	6	15	2.0	0.0	1	1	0	1
2022		1	0	0	0.0	0.0	0	0	0	0
CAREER (37-23 GP-GS)		73	44	117	28.5	19.5	1	4	1	1

* Mountain West game.

#41 - Mister Williams - S

Date	Opponent	U	A	T	TFL	SK	INT	PBU	FF	FR
A.28	Stony Brook	0	1	1	0.0	0.0	0	0	0	0
S.6	at Washington St.	2	2	4	0.0	0.0	0	0	0	0
S.20	California	2	3	5	0.0	0.0	0	1	0	0
S.27	at Northern Illinois	1	2	3	0.0	0.0	0	0	0	0
O.3	Colorado State*	1	3	4	0.5	0.0	0	0	0	0
O.11	at Nevada*	3	0	3	0.0	0.0	0	0	0	0
O.25	at Fresno State*	0	1	1	0.0	0.0	0	0	0	0
N.1	Wyoming*	4	4	8	0.5	0.0	0	0	0	0
N.8	at Hawai'i*	0	4	4	0.0	0.0	0	0	0	0
N.15	Boise State*	3	5	8	1.0	0.0	0	0	0	0
N.22	San José State*									
N.28	at New Mexico*									
2025 Totals		16	25	41	2.0	0.0	0	1	0	0
2024^		26	52	78	13.0	4.0	1	0	5	1
2023^		11	18	29	4.5	1.0	0	0	0	1
2022%		9	1	10	0.0	0.0	0	0	0	0
2021%		6	2	8	0.0	0.0	0	0	0	0
2020%		2	0	0	0.0	0.0	0	0	0	0
CAREER (52-20 GP-GS)		70	96	166	20.0	5.0	1	1	5	2

* Mountain West game. % - at Colorado. ^ - at Incarnate Ward.

#13 - Prince Williams - CB

Date	Opponent	U	A	T	TFL	SK	INT	PBU	FF	FR
A.28	Stony Brook	0	0	0	0.0	0.0	0	0	0	0
S.6	at Washington St.	0	0	0	0.0	0.0	0	0	0	0
S.20	California	1	0	1	0.0	0.0	0	0	0	0
S.27	at Northern Illinois	0	0	0	0.0	0.0	0	0	0	0
O.3	Colorado State*	2	0	2	0.0	0.0	0	0	0	0
O.11	at Nevada*	0	2	2	0.0	0.0	0	1	0	0
O.25	at Fresno State*	1	0	1	0.0	0.0	0	0	0	0
N.1	Wyoming*	0	0	0	0.0	0.0	0	0	0	0
N.8	at Hawai'i*	-did not play-								
N.15	Boise State*	-did not play-								
N.22	San José State*									
N.28	at New Mexico*									
2025 Totals		4	2	6	0.0	0.0	0	1	0	0
2024		0	0	0	0.0	0.0	0	0	0	0
CAREER (11-0 GP-GS)		4	2	6	0.0	0.0	0	1	0	0

* Mountain West game.

#32 - Tanner Williams - LB

Date	Opponent	U	A	T	TFL	SK	INT	PBU	FF	FR
A.28	Stony Brook	0	1	1	0.0	0.0	0	0	0	0
S.6	at Washington St.	-did not play-								
S.20	California	-did not play-								
S.27	at Northern Illinois	-did not play-								
O.3	Colorado State*	-did not play-								
O.11	at Nevada*	0	0	0	0.0	0.0	0	0	0	0
O.25	at Fresno State*	-did not play-								
N.1	Wyoming*	-did not play-								
N.8	at Hawai'i*	-did not play-								
N.15	Boise State*	-did not play-								
N.22	San José State*									
N.28	at New Mexico*									
2025 Totals		0	1	1	0.0	0.0	0	0	0	0
2024%		1	0	1	0.0	0.0	0	0	0	0
CAREER (6-0 GP-GS)		1	0	1	0.0	0.0	0	0	0	0

* Mountain West game. % - at Utah State.

2025 SAN DIEGO STATE PARTICIPATION

PARTICIPATION CHART

No.	Name	SB	WSU	CAL	NIU	CSU	NEV	FS	WYO	UH	BS	SJSU	UNM
13	ACEVEDO, Nate •	X	-	X	X	X	X	X	X	GS (WR)	GS (WR)		
19	ADAMS, Seth § •	GS (TE)	GS (TE)	GS (TE)	GS (TE)	GS (TE)	GS (TE)	GS (TE)	GS (TE)	GS (TE)	GS (TE)		
42	ANDERSON, Brady	X	X	X	X	X	X	X	X	X	X		
31	BADIE, Jared	X	X	X	X	X	X	X	X	X	X		
18	BAN, Arthur	X	-	X	-	X	X	X	X	X	-		
90	BENJAMIN, Sam	GS (DT)	GS (DT)	GS (DT)	GS (DT)	GS (DT)	GS (DT)	GS (DT)	GS (DT)	GS (DT)	GS (DT)		
78	BORJON, Joe	GS (RT)	GS (RT)	GS (RT)	GS (RT)	GS (RT)	GS (RT)	GS (RT)	GS (RT)	GS (RT)	GS (RT)		
17	BOSTICK, Jacob § •	GS (WR)	GS (WR)	GS (WR)	GS (WR)	GS (WR)	GS (WR)	-	-	-	-		
11	BROWN, Donovan § •	GS (WR)	GS (WR)	GS (WR)	GS (WR)	GS (WR)	GS (WR)	GS (WR)	GS (WR)	GS (WR)	GS (WR)		
6	BUTLER, Eric	GS (S)	GS (S)	GS (S)	GS (S)	GS (S)	GS (S)	X	GS (S)	GS (S)	GS (S)		
23	BUXTON, Isaiah •	X	X	X	-	X	X	X	X	X	X		
21	CARDWELL, Byron •	X	X	X	X	X	X	X	X	X	X		
12	CHAMBLISS, Owen	GS (LB)	GS (LB)	GS (LB)	GS (LB)	GS (LB)	GS (LB)	GS (LB)	GS (LB)	GS (LB)	GS (LB)		
50	CHAVEZ, Tyson	X	X	X	X	X	X	X	X	X	X		
16	CIANFRINI, Will §	-	-	-	-	X	X	GS (WR)	X	X	X		
54	CLAY, Krishna	X	X	X	X	X	X	X	X	X	X		
18	CLEGG, Nick •	X	-	-	-	-	-	-	-	-	-		
91	COMIER, Amari § •	X	X	X	X	X	X	X	X	X	GS (DT)		
36	CORNELIUS, Kodi •	X	-	-	-	-	-	-	-	-	-		
24	COX, Josiah •	X	X	X	X	X	X	X	X	X	X		
12	CRUM, Kyle	-	X	-	-	-	-	-	-	-	-		
48	DAVIS, Kainoa •	X	X	X	-	X	X	X	-	X	-		
4	DENEGAL, Jayden § •	GS (QB)	GS (QB)	GS (QB)	GS (QB)	GS (QB)	GS (QB)	GS (QB)	GS (QB)	GS (QB)	GS (QB)		
61	DUERTE, Chase •	X	-	-	-	X	X	X	-	X	-		
76	ELLIS, Kalan § •	GS (LG)	GS (LG)	GS (LG)	GS (LG)	GS (LG)	GS (LG)	GS (LG)	GS (LG)	GS (LG)	GS (LG)		
5	EMANUEL JR., Bert •	X	X	X	X	X	X	X	X	X	-		
55	FINAU, Malachi § •	GS (DT)	GS (DT)	GS (DT)	GS (DT)	GS (DT)	GS (DT)	GS (DT)	GS (DT)	GS (DT)	X		
15	FORD, Jackson •	X	X	X	X	X	X	X	X	X	X		
57	FUJIMANO, Saipale	X	X	X	X	X	X	X	X	X	X		
22	GARRISON, Max	X	X	X	X	X	X	X	X	X	X		
93	GREEN, Hunter •	X	X	X	X	X	X	X	X	X	X		
35	HAINES, Hunter •	X	X	X	-	X	X	X	X	X	X		
15	HAMLET, Xavier	X	X	-	X	-	-	-	-	-	-		
34	HARRINGTON, Dean •	X	X	X	X	X	X	X	X	X	X		
10	HENDERSON, Ryan	X	X	X	GS (EDGE)	GS (EDGE)	X	X	X	X	X		
45	HERMAN, DJ	X	X	X	X	X	X	X	X	X	X		
39	HERRANEN, Emil •	X	X	X	X	X	X	X	X	X	X		
29	HUNTER, Josh	X	X	X	X	X	X	X	X	X	X		
1	JOHNSON, Chris	GS (CB)	GS (CB)	GS (CB)	GS (CB)	GS (CB)	GS (CB)	GS (CB)	GS (CB)	-	GS (CB)		
70	JONES, Christian	GS (LT)	GS (LT)	GS (LT)	GS (LT)	GS (LT)	GS (LT)	GS (LT)	GS (LT)	GS (LT)	GS (LT)		
71	KANNIKE, Bayo § •	GS (RG)	GS (RG)	GS (RG)	GS (RG)	GS (RG)	GS (RG)	GS (RG)	GS (RG)	GS (RG)	GS (RG)		
53	KASSIM, Ikbal •	X	-	-	X	X	X	X	-	-	-		
52	KENDRICKS, Jayden •	X	-	-	X	-	-	-	-	-	-		
44	KING, Niles •	X	X	X	X	X	GS (EDGE)	GS (EDGE)	GS (EDGE)	GS (EDGE)	X		
20	KITT-DENTON, Myles •	X	X	X	-	-	X	-	-	-	-		
21	LETULLI, Tano	GS (LB)	GS (LB)	-	GS (LB)	GS (LB)	-	GS (LB)	GS (LB)	-	-		
14	MAGEE, Jatavious	X	X	-	-	-	-	-	-	-	-		
98	Martinson, Tatuo	-	-	-	-	X	X	X	-	-	-		
77	MAY, Cam •	X	-	X	-	X	X	X	-	X	-		
17	MCCUIN, Deshawn	X	X	X	X	X	X	X	X	GS (CB)	X		
26	MCDUGGLE, Dwayne § •	GS (S)	GS (S)	GS (S)	GS (S)	GS (S)	GS (S)	GS (S)	GS (S)	GS (S)	GS (S)		
20	MCLAUGHLIN, Jelani	X	X	X	X	X	X	X	X	X	X		
85	MCCLURE, Jerry	X	X	X	-	X	X	X	-	X	-		
2	NAPIER, Jordan	GS (WR)	GS (WR)	GS (WR)	GS (WR)	GS (WR)	-	GS (WR)	GS (WR)	GS (WR)	GS (WR)		
33	NASSAR, Brady	GS (EDGE)	GS (EDGE)	GS (EDGE)	X	X	X	X	X	X	GS (EDGE)		
0	PHILLIPS, Bryce	GS (CB)	GS (CB)	GS (CB)	GS (CB)	GS (CB)	GS (CB)	GS (CB)	GS (CB)	GS (CB)	GS (CB)		
11	PLASCENCIA, Gabe	X	X	X	X	X	X	X	X	X	X		
40	RHANEY, Cincere •	X	-	-	-	-	-	-	-	-	-		
56	SALVATI, August •	X	X	X	X	X	X	X	X	X	X		
9	STALEY, Dalesean	GS (S)	GS (S)	GS (S)	GS (S)	GS (S)	GS (S)	GS (S)	GS (S)	GS (S)	GS (S)		
7	SUTTON, Lucky §	GS (RB)	GS (RB)	GS (RB)	GS (RB)	GS (RB)	GS (RB)	GS (RB)	GS (RB)	GS (RB)	GS (RB)		
10	THREATT, Parker	X	-	X	-	-	X	X	-	X	X		
94	TUOTI, Teivis	X	X	X	X	X	X	X	-	-	-		
63	ULUGALU-MASEULI, Ross	GS (C)	GS (C)	GS (C)	GS (C)	GS (C)	GS (C)	GS (C)	GS (C)	GS (C)	GS (C)		
23	WASHINGTON, Christian •	X	X	X	X	X	X	X	X	X	X		
75	WATKINS, Michael Levelle •	X	X	X	X	-	-	-	-	X	-		
11	WELSH, Mikey	X	-	X	X	X	GS (WR)	-	X	X	X		
2	WHITE, Trey	GS (EDGE)	GS (EDGE)	GS (EDGE)	GS (EDGE)	GS (EDGE)	GS (EDGE)	GS (EDGE)	GS (EDGE)	GS (EDGE)	GS (EDGE)		
41	WILLIAMS, Mister •	X	X	GS (LB)	X	X	GS (LB)	GS (LB)	X	GS (LB)	GS (LB)		
13	WILLIAMS, Prince	X	X	X	X	X	X	X	X	X	X		
32	Williams, Tanner •	X	-	-	-	-	X	-	-	-	-		
88	WOLFER, RYAN •	X	X	X	X	X	X	X	X	X	X		

§ - made first career San Diego State start this season. • - made first San Diego State appearance this season. Bold RED indicates a player who has started every game this season. Bold BLACK indicates a player has played in every game this season.

2025 SAN DIEGO STATE STARTERS/PARTICIPATION

OFFENSIVE STARTERS

Position	SBU	WSU	CAL	NIU	CSU	NEV	FS	WYO	UH	BS	SJSU	UNM
LT	Jones	Jones	Borjon	Jones	Jones	Jones	Jones	Jones	Jones	Jones		
LG	Ellis	Ellis	Ellis	Ellis	Ellis	Ellis	Ellis	Ellis	Ellis	Ellis		
C	Ulugalu-Maseuli	Ulugalu-Maseuli	Ulugalu-Maseuli	Ulugalu-Maseuli	Ulugalu-Maseuli	Ulugalu-Maseuli	Ulugalu-Maseuli	Ulugalu-Maseuli	Ulugalu-Maseuli	Ulugalu-Maseuli		
RG	Kannike	Kannike	Kannike	Kannike	Kannike	Kannike	Kannike	Kannike	Kannike	Kannike		
RT	Borjon	Borjon	Jones	Borjon	Borjon	Borjon	Borjon	Borjon	Borjon	Borjon		
TE	Adams	Adams	Adams	Adams	Adams	Adams	Adams	Adams	Adams	Adams		
QB	Denegal	Denegal	Denegal	Denegal	Denegal	Denegal	Denegal	Denegal	Denegal	Denegal		
RB	Sutton	Sutton	Sutton	Sutton	Sutton	Sutton	Sutton	Sutton	Sutton	Sutton		
WR	Brown	Brown	Brown	Brown	Brown	Brown	Brown	Brown	Brown	Brown		
WR	Bostick	Bostick	Bostick	Bostick	Bostick	Bostick	Cianfrini	Acevedo	Acevedo	Acevedo		
SLOT	Napier	Napier	Napier	Napier	Napier	Welsh	Napier	Napier	Napier	Napier		

DEFENSIVE STARTERS

Position	SBU	WSU	CAL	NIU	CSU	NEV	FS	WYO	UH	BS	SJSU	UNM
EDGE	Nassar	Nassar	Nassar	Henderson	Henderson	King	King	King	King	Nassar		
DT	Benjamin	Benjamin	Benjamin	Benjamin	Benjamin	Benjamin	Benjamin	Benjamin	Benjamin	Benjamin		
DT	Finau	Finau	Finau	Finau	Finau	Finau	Finau	Finau	Finau	Comier		
EDGE	White	White	White	White	White	White	White	White	White	White		
SAM	Letuli	Letuli	M. Williams	Letuli	Letuli	M. Williams	Letuli	Letuli	M. Williams	M. Williams		
WILL	Chambliss	Chambliss	Chambliss	Chambliss	Chambliss	Chambliss	Chambliss	Chambliss	Chambliss	Chambliss		
CB	Johnson	Johnson	Johnson	Johnson	Johnson	Johnson	Johnson	Johnson	McCuin	Johnson		
SAM (S)	Butler	Butler	Butler	Butler	Butler	Butler	M. Williams	Butler	Butler	Butler		
FS	McDougle	McDougle	McDougle	McDougle	McDougle	McDougle	McDougle	McDougle	McDougle	McDougle		
SS	Staley	Staley	Staley	Staley	Staley	Staley	Staley	Staley	Staley	Staley		
CB	Phillips	Phillips	Phillips	Phillips	Phillips	Phillips	Phillips	Phillips	Phillips	Phillips		

SPECIALIST STARTERS

Position	SBU	WSU	CAL	NIU	CSU	NEV	FS	WYO	UH	BS	SJSU	UNM
KO	Plascencia	Plascencia	Plascencia	Green	Green	Green	Plascencia	Plascencia	Plascencia	Plascencia		
PK	Plascencia	Plascencia	Plascencia	Plascencia	Plascencia	Plascencia	Plascencia	Plascencia	Plascencia	Plascencia		
Holder	Herranen	Herranen	Herranen	Herranen	Herranen	Herranen	Herranen	Herranen	Herranen	Herranen		
Punter	Green	Green	Green	Green	Green	Green	Green	Green	Green	Green		
LS	Chavez	Chavez	Chavez	Chavez	Chavez	Chavez	Chavez	Chavez	Williams	Chavez		
KOR	Napier	Napier	Napier	Napier	Napier	Napier	Napier	Napier	Napier	Napier		
PR	Napier	Napier	Brown	Napier	Napier	Napier	Napier	Napier	Napier	Napier		

PARTICIPATION CHART

	SB	WSU	CAL	NIU	CSU	NEV	FS	WYO	UH	BS	SJSU	UNM
Dressed	83	71	82	71	83	74	72	83	74	83		
Played	69	58	60	52	63	64	61	52	58	51		
Seniors	21	21	19	18	19	19	19	17	16	17		
Juniors	28	25	26	27	27	26	26	25	26	23		
Sophomores	5	5	5	4	5	5	5	4	5	4		
Freshman (RS/True)	15 (13/2)	7 *(5/0)	10 (8/2)	3 (3/0)	12 (8/4)	11 (10/1)	11 (8/3)	6 (6/0)	11 (8/3)	7 (6/1)		
Started	22	22	22	22	22	22	22	22	22	22		
Seniors	9	9	11	9	9	11	10	10	11	10		
Juniors	11	11	10	11	11	10	9	10	9	10		
Sophomores	2	2	2	2	2	1	2	2	2	2		
Freshman (RS/True)	2	2	0	0	0	0	1	0	0	0		
Making SDSU Debut	35	0	0	0	1	0	1	0	0	0		
Making 1st SDSU Start	9	0	1	0	0	1	1	1	0	1		

CAREER START CHART (Offense/Defense)

Player, Pos.	Yr.	Career Starts	Consecutive Starts	2025	2024	2023	2022	2021	2020
Bryce Phillips, CB	Sr. [^]	44	44	10	12	11	11	JC	-
Bayo Kannike, OL	Sr.	40	10	10	3	11	11	5	-
Ross Ulugalu-Maseuli, OL	Sr.	38	22	10	12	10	6	RS	-
Dalesean Staley, S	Jr.	31	17	10	10	11	RS	-	-
Seth Adams, OL/TE	Sr.	30	10	10	3	0	0	10	7
Christian Jones, OL	Sr.	28	22	10	12	6	0	RS	-
Mister Williams, LB	Sr.	22	2	5	14	3	0	RS	0
Kalan Ellis, OL	Jr.	24	10	10	-	0	9	5	-
Trey White, EDGE	Jr.	23	23	10	12	1	RS	-	-
Chris Johnson, CB	Sr.	21	1	9	12	0	0	-	-
Niles King, EDGE	Sr.	18	4	4	13	1	0	RS	-
Eric Butler, S	Sr.	21	3	9	11	0	0	-	-
Tano Letuli, LB	Jr.	16	0	6	10	0	-	-	-
Krishna Clay, DL	Jr.	12	0	0	12	JC	-	-	-
Cam May, OL	Jr.	11	0	0	0	0	RS	-	-
Myles Kitt-Denton, WR	Sr.	11	0	0	10	1	0	0	RS
Dwayne McDougle	Jr.	18	17	10	8	0	RS	-	-
Brady Nassar, EDGE	Jr.	12	1	4	8	0	-	-	-
Deshawn McCuin, S	Sr. [^]	10	0	1	7	2	0	1	0
Owen Chambliss, LB	So.	17	10	10	0	7	RS	-	-
Sam Benjamin, DL	Sr.	14	10	10	4	0	0	-	-
Donovan Brown, WR	Jr.	14	10	10	-	4	RS	-	-
Joe Borjon, OL	Sr.	14	10	10	1	3	0	-	-
Teivis Tuioti, DL	Sr.	6	0	0	0	0	0	RS	-

Player, Pos.	Yr.	Career Starts	Consecutive Starts	2025	2024	2023	2022	2021	2020
Christian Washington, RB	Jr.	6	0	0	4	0	2	-	-
Josh Hunter, S	Jr.	5	0	0	0	5	RS	-	-
Bert Emanuel Jr., QB	Jr.	4	0	0	0	3	1	-	-
Malachi Finau, DL	Jr.	9	0	9	1	0	RS	-	-
Jordan Napier, WR	So.	21	4	9	0	1	RS	-	-
Jayden Denegal, QB	Jr.	10	10	10	0	0	RS	-	-
Jacob Bostick, WR	Jr.	6	0	6	0	0	RS	-	-
Lucky Sutton, RB	Jr.	10	10	10	0	0	RS	-	-
Dallas Fincher, OL	Sr.	2	0	-	0	2	0	0	RS
DJ Herman, LB	Sr.	2	0	0	2	0	0	RS	-
Josiah Cox, S	Jr.	1	0	0	1	0	-	-	-
Ryan Henderson, EDGE	Jr.	3	0	2	1	0	RS	-	-
Saipale Fuimaono, OL	Sr.	1	0	1	1	-	-	-	-
Brady Anderson, LB	Sr.	1	0	0	0	1	RS	0	-
Mikey Welsh, WR	Jr.	1	1	1	0	0	RS	-	-

2025 MISCELLANEOUS STATISTICS

MISCELLANEOUS

Game	Coin Toss	KO/Receive	1st Off. Play	1st Off. Poss	1st Def. Poss.	Game Time	Game Length	Jersey	Pants	Result
Stony Brook	SB won, def.	Receive	Sutton rush	Sutton rush TD	Forced Punt	7:02 p.m. PT	3:08	Black	Black	W, 42-0
Washington St.	WSU won, def.	Receive	Sutton rush	Punt	Forced Punt	7:25 p.m. PT	3:36	White	White	L, 13-36
California	CAL won, def.	Receive	Sutton rush	Punt	Turnover on downs	7:37 p.m. PT	3:13	Black	Black	W, 34-0
Northern Illinois	SDSU won, def.	KO	Denegal pass	Plascencia FG	Glass FG	2:33 p.m. CT	3:01	White	White	W, 6-3
Colorado State	SDSU won, def.	KO	Sutton rush	Punt	Forced Punt	7:37 p.m. PT	3:19	Black	Black	W, 45-24
Nevada	SDSU won, def.	KO	Denegal ass	Punt	Forced Punt	8:37 p.m. MT	3:14	White	White	W, 44-10
Fresno State	FST won, def.	Recieve	Denegal pass	Punt	Forced Punt	12:34 p.m. PT	3:19	White	White	W, 23-0
Wyoming	SDSU won, def.	KO	Sutton rush	Punt	Scott 3-yd rec. TD	4:10 p.m. PT	3:20	Black	Black	W, 24-7
Hawai'i	HAW won, def.	Recieve	Sutton rush	Punt	McCuin INT	6:07 p.m. HT	3:12	White	White	L, 6-38
Boise State	SDSU won, def.	KO	Denegal pass	Punt	Forced Punt	7:38 p.m. PT	2:57	Black	Black	W, 17-7

AVERAGE STARTING FIELD POSITION

Category	San Diego State	Opponents
Drives Started	118	121
Cumulative Starting Yard Line	2,745	2,639
Average Field Position	Own 31.7	Own 26.7
Drives Started in Opponent Territory/Att. to Score	6/4	4/2
Scores/Touchdowns, Field Goals	3/4	0/0
Points	20	0
Drives Started (Inside/At Own 25)	52 (32/20)	84 (38/46)
Points Scored (TDs/FGs)	238 (23/14)	107 (12/6)

* - kick/punt returns for a touchdown not included. & - overtime possessions not included

SDSU OFFENSIVE POSSESSIONS (DEF/ST SCORES NOT INCLUDED)

Game	Poss.	TD	FG	MFG	Punt	TO	Clock	Downs	3&Out*	PPP^
Stony Brook	12	5	2	0	4	0	0	1	3	3.00
at Washington State	14	2	0	0	7	0	1	3	5	0.86
California	11	2	2	0	6	0	1	0	5	1.82
at Northern Illinois	11	0	2	0	7	2	1	1	3	0.55
Colorado State	10	6	1	0	2	0	1	0	0	3.90
at Nevada	10	3	3	0	3	0	0	1	1	2.70
at Fresno	11	1	3	0	3	2	1	0	2	1.45
Wyoming	15	3	1	1	6	2	1	0	5	1.60
Hawai'i	14	0	2	1	6	4	0	1	5	0.43
Boise State	10	2	1	0	6	0	1	0	3	1.5

* - less if there is a turnover or end of half; must not have earned a first down or scored points. + - indicates team scored a non-offensive touchdown. & - overtime possession included. # - possession/turnover not included when offense never had ball (turnover on special teams). ^ - PATs/2-pt. not included. • - also includes free kick after a safety. @ - safety included

OPPONENT OFFENSIVE POSSESSIONS (DEF/ST SCORES NOT INCLUDED)

Game	Poss.	TD	FG	MFG	Punt	TO	Clock	Downs	3&Out*	PPP^
Stony Brook	13	0	0	0	10	0	2	1	7	0.00
at Washington State	14	4	2	0	6	0	1	0	4	2.14
California	12	0	0	1	6	3	0	2	4	0.0
at Northern Illinois	11	0	1	0	6	1	1	1	4	0.27
California	10	3	1	0	5	0	0	1	4	1.20
at Nevada	12	1	1	0	6	2	1	1	5	0.75
at Fresno	11	0	0	0	6	2	0	3	5	0.75
Wyoming	15	1	0	2	6	4	1	1	6	0.40
Hawai'i	13	3	1	0	5	1	2	1	2	2.92
Boise State	10	1	0	1	7	0	1	0	2	0.60

* - less if there is a turnover or end of half; must not have earned a first down or scored points. + - indicates team scored a non-offensive touchdown. & - overtime possession included. # - possession/turnover not included when offense never had ball (turnover on special teams). ^ - PATs/2-pt. not included. • - also includes free kick after a safety.

DRIVE ANALYSIS

Game	SDSU		OPPONENT	
	TD	FG	TD	FG
Stony Brook	4	2	0	0
at Washington St.	2	0	4	2
California	4^^	2	0	0
at Northern Illinois	0	2	0	1
Colorado State	6	1	3	1
at Nevada	3^^	3	1	1
at Fresno	2^	3	0	0
Wyoming	3	1	1	0
at Hawai'i	0	2	5^^	1
Boise State	2	2	1	0
TOTALS	23	18	15	6

^ - indicates team scored a non-offensive touchdown. & - overtime drives included

GAME-OPENING DRIVE

Game	SDSU			OPPONENT		
	Pts.	FD	Yds.	Pts.	FD	Yds.
Stony Brook	7	5	75	0	0	18
at Washington St.	0	1	17	0	0^	1
California	0	1	15	0	5	75
at Northern Illinois	3	5	63	3	4	62
Colorado State	0	1	25	0	0^	-4
at Nevada	0	2	26	0	0^	-2
at Fresno	0	0^	9	0	3	40
Wyoming	0	1	25	7	2	75
at Hawai'i	0	0^	2	0	0	5
Boise State	0	0^	1	0	0^	5
TOTALS	10	16	258	10	14	275
AVERAGES	1.0	1.6	25.8	1.0	1.4	27.5

^ - indicates possession ended in a 3-and-out. ^ - indicates first down gained by penalty.

OPENING SECOND-HALF DRIVE

Game	SDSU			OPPONENT		
	Pts.	FD	Yds.	Pts.	FD	Yds.
Stony Brook	0	1	14	0	1	26
at Washington St.	0	1	26	7	3	75
California	0	0	11	0	0^	0
at Northern Illinois	0	0	19	0	0^	6
Colorado State	3	2	30	0	0^	0
at Nevada	3	3	64	0	0^	-6
at Fresno	0	5	49	0	1	9
Wyoming	0	5	85	0	0^	-2
at Hawai'i	0	1	27	0	1	28
Boise State	0	1	29	0	1	15
TOTALS	6	19	343	7	7	166
AVERAGES	0.6	1.9	34.3	0.7	0.7	16.6

^ - indicates possession ended in a 3-and-out. ^ - indicates first down gained by penalty.

2025 MISCELLANEOUS STATISTICS

SDSU SCORING DRIVES

Opponent	Plays	Drive Yds.	TOP	Type Of Score	Qtr/Time	Drive Start	Scoring Play
Stony Brook	13	75	7:21	TD	1st/7:39	SD 25	Sutton 1-yd run
	13	78	N/A	TD	1st/0:53	SD 22	Bostick 25-yd pass f/Denegal
	5	45	1:35	FG	2nd/8:31	SD 31	Plascencia 42-yd field goal
	13	61	4:42	FG	2nd/1:09	SD 22	Plascencia 35-yd field goal
	5	54	1:33	TD	3rd/1:40	SD 46	Sutton 2-yd run
	9	61	3:54	TD	4th/11:06	SD 39	Washington 1-yd run
	8	44	3:58	TD	4th/1:54	SD 44	Threath 5-yd run
Washington St.	5	56	2:00	TD	1st/10:00	SD 44	Bostick 35-yd pass f/Denegal
	10	75	4:05	TD	3rd/0:57	SD 25	Denegal 1-yd run
California	3	80	1:37	TD	2nd/11:42	SD 20	Napier 6-yd pass f/Denegal
	7	25	3:44	FG	2nd/6:20	CAL 41	Plascencia 34-yd field goal
	9	51	3:49	FG	2nd/0:00	SD 26	Plascencia 41-yd field goal
	12	76	6:08	TD	4th/9:20	SD 24	Sutton 3-yd run
Northern Illinois	13	63	7:15	FG	2nd/14:55	SD 25	Plascencia 30-yd field goal
	7	49	1:44	FG	4th/0:00	SD 44	Plascencia 25-yd field goal
Colorado State	5	82	1:52	TD	1st/5:56	SD 18	Brown 45-yd pass f/Denegal
	13	64	6:54	TD	2nd/12:33	SD 36	Washington 2-yd rush
	7	73	3:41	TD	2nd/7:28	SD 27	Napier 42-yd pass f/Denegal
	3	75	0:41	TD	2nd/0:51	SD 25	Sutton 14-yd rush
	9	30	3:09	FG	3rd/11:45	SD 35	Plascencia 53-yd field goal
	12	75	6:45	TD	3rd/4:43	SD 25	Suton 1-yd run
	4	59	2:10	TD	4th/10:21	SD 41	Cardwell 20-yd run
Nevada	7	70	3:26	TD	2nd/15:00	SD 30	Washington 2-yd pass f/Denegal
	7	73	3:27	TD	2nd/9:05	SD 27	Bostick 31-yd pass f/Denegal
	6	93	2:36	TD	2nd/1:46	SD 7	Sutton 3-yd rush
	10	64	4:11	FG	3rd/10:49	SD 25	Plascencia 21-yd field goal
	5	30	2:33	FG	3rd/7:05	SD 43	Plascencia 45-yd field goal
Fresno State	7	34	3:33	FG	3rd/2:03	SD 35	Plascencia 49-yd field goal
	9	92	3:53	TD	1st/3:30	SD 8	Sutton 1-yd rush
	10	52	5:07	FG	2nd/12:20	SD 24	Plascencia 42-yd field goal
	4	0	1:02	FG	2nd/1:33	FST 31	Plascencia 50-yd field goal
	11	82	5:34	FG	4th/13:22	SD 9	Plascencia 27-yd field goal
Wyoming	1	24	0:10	TD	1st/3:32	WYO 24	Cardwell 24-yd pass f/Denegal
	6	21	2:59	FG	2nd/10:52	WYO 36	Plascencia 34-yd field goal
	6	67	3:10	TD	2nd/3:10	SD 33	Napier 7-yd rush
	3	61	1:01	TD	4th/2:55	SD 39	Sutton 50-yd rush
Hawai'i	4	1	1:22	FG	1st/10:47	HAW 25	Plascencia 42-yd field goal
	5	53	2:10	FG	2nd/14:56	SD 22	Plascencia 43-yd field goal
Boise State	6	80	3:01	TD	2nd/13:15	SD 20	Denegal 1-yd rush
	11	71	4:13	TD	2nd/1:10	SD 29	Denegal 8-yd rush
	9	39	5:25	FG	4th/10:51	SD 31	Plascencia 47-yd field goal

OPPONENT SCORING DRIVES

Opponent	Plays	Drive Yds.	TOP	Type Of Score	Qtr/Time	Drive Start	Scoring Play
Stony Brook	-	-	-	-	-	-	-
Washington St.	6	48	2:49	TD	1st/5:18	SD 48	Leckner 3-yd pass f/Potter
	13	39	2:49	FG	2nd/14:48	WSU 30	Stevens 49-yd field goal
	4	62	0:32	TD	2nd/0:26	WSU 38	Leckner 3-yd pass f/Potter
	7	75	4:05	TD	3rd/10:55	WSU 25	Neal Jr. 18-yd pass f/Potter
	6	26	2:19	FG	3rd/5:21	WSU 49	Stevens 42-yd field goal
	10	75	4:24	TD	4th/2:48	SD 42	Dugger 3-yd run
California	-	-	-	-	-/-	-	-
Northern Illinois	16	62	7:50	FG	1st/7:10	NIU 25	Glass 31-yd field goal
Colorado State	3	70	1:03	TD	2nd/11:24	CSU 30	Winfield 49-yd pass f/Brousseau
	15	62	2:49	FG	2nd/1:32	CSU 25	Hankins 30-yd field goal
	14	75	6:45	TD	4th/12:58	CSU 25	Brousseau 4-yd rush
	11	88	2:10	TD	4th/0:00	CSU 12	Hall 12-yd pass f/Curry
Nevada	9	60	4:13	FG	4th/12:50	NEV 25	McFadden 34-yd field goal
	10	81	3:10	TD	4th/2:32	NEV 19	Brown 16-yd pass f/Jones
Fresno State	-	-	-	-	-/-	-	-
Wyoming	8	75	4:31	TD	1st/10:29	WYO 25	Scott 3-yd pass f/Sims
Hawai'i	9	75	4:10	TD	1st/6:37	HAW 25	Harris 9-yd pass f/Alejado
	7	70	2:44	TD	1st/2:44	HAW 30	Harris 34-yd pass f/Alejado
	6	75	2:02	TD	2nd/12:54	HAW 25	Harris 35-yd pass f/Alejado
	16	76	7:32	FG	2nd/4:23	HAW 20	Matsuzawa 22-yd field goal
Boise State	14	75	7:46	TD	2nd/5:29	BSU 25	Riley 9-yd rush

2025 MISCELLANEOUS STATISTICS

	San Diego State	Opponents
TOTAL SCORE	248	121
Time Spent in the Lead (<i>Tied 128:90</i>)	346:38	110:62
Total Plays - Yards	659-3,498	643-2,634
Plus Territory: Plays-Yards	292-1,276	202-720
Drives with Plays in Plus Territory (<i>OT not included</i>)	68-of-118	42-of-121
First Down Plays/Yards	276/1,743	251/1,137
Average on First Down	5.79	5.01
Rushes-Yards (Avg.)	195-1,031 (6.1)	142-486 (4.0)
Passes-Yards (Avg.)	80-711 (8.9)	102-625 (6.1)
First Down Sacked-Yards (recorded as a rush)	2-9	8-67
First Down Penalties by Opponent-Yards	4-30	8-84
First Down Penalties by Offense-Yards	14-123	19-165
First Downs Made	51	35
First Down Turnovers	4	3
First Down Touchdowns	10	6
Third Down Efficiency (Pct.)	40-128 (31.1)	50-157 (31.8)
Rushing (Pct.)	26-67 (38.8)	21-64 (32.8)
Passing (Pct.)	13-57 (22.8)	29-96 (30.2)
Third Down Sacked-Yards (recorded as a rush)	1-(-8)	8-(-49)
Conversion Penalties	2	4
Third Down Penalties by Opponent-Yards	3-20	5-64
Third Down Penalties by Offense-Yards	3-25	5-25
Yards Gained	467	601
Average Yards Gained/Att.	3.37	5.30
3rd & Long (9 or more yards)	3-36 (0.83)	10-48 (4.80)
3rd & Short (4 or fewer yards)	28-47 (59.6)	22-50 (44.0)
Third Down Turnovers	1	5
Third Down Touchdowns	4	4
Fourth Down Efficiency (yards)	9-17 (61)	11-22 (39)
Three and Outs or Less (Must Have Earned 1st Down or Scored)	42	52
Opponent Turnovers-Points (per Turnover)	13-51 (3.9)	10-3 (0.7)
* - indicates an additional turnover gained in overtime		
Scores-Times in the Red Zone (Points)	26-29 (146)	14-20 (81)
Plays-Yards	88-233	71-138
Third Down Efficiency	9-17	6-17
Scores-Times in Goal to Go (Points)	18-20 (114)	8-10 (52)
Plays-Yards	48-77	26-58
Explosive Plays (20-Plus Yards)	39	25
Rushing	14	7
Passing	25	18
Yards by Quarter:		
First	866	684
Second	1,085	956
Third	932	546
Fourth	617	548
Total Possessions/Average Field Position:	107/SDSU 27	121/OPP 27
First Half	59/SDSU 28	62/OPP 38
Second Half	59/SDSU 27	58/OPP 27
Drives Started Inside/At Own 25	34/17	38/43
Points Scored (Touchdowns/Field Goals)	94 (11/6)	67 (8/3)
Drives Started in Plus Territory/Attempted to Score	12/11	4/4
Points Scored (Touchdowns/Field Goals)	26 (2/4)	14 (2/0)

FIRST DOWNS EARNED

Name	Pass	Receive	Rush	Total
Sutton	0	0	51	51
Denegal	60	0	8	68
Emanuel Jr.	1	0	4	5
Bostick	0	5	0	5
Napier	0	25	2	27
Washington	0	1	17	18
Ford	0	4	0	4
Cardwell	0	3	13	16
Welsh	0	4	0	4
Wolfer	0	2	0	2
Brown	0	12	0	12
Adams	0	2	0	2
Acevedo	0	2	0	2
TOTALS	61	61	95	217

2025 MISCELLANEOUS STATISTICS

RESULT OF SAN DIEGO STATE TURNOVERS

Opponent	Qtr.	Turnover (Player)	Defender	Led To	Pts.*
Northern Illinois	3	Interception (Denegal)	Jammeh (INT)	Punt	0
	4	Interception (Denegal)	Beeler (INT)	Punt	0
Fresno	2	Interception (Denegal)	Hamilton (INT)	Punt	0
	3	Fumble (Napier)	Bracha (FF),Jacks (FR)	Punt	0
Wyoming	2	Interception (Denegal)	Seeds (INT)	Missed FG	0
	2	Interception (Denegal)	Taylor (INT)	End of Half	0
Hawai'i	3	Interception (Denegal)	Mendiola-Jensen (INT)	Punt	0
	3	Interception (Denegal)	Palmer (INT)	TD	7
	4	Fumble (Denegal)	Johnson III (FR)	Punt	0
	4	Fumble (Emanuel Jr.)	Caravalla (FR)	End of Half	0

RESULT OF OPPONENT TURNOVERS

Opponent	Qtr.	Turnover (Player)	Defender	Led To	Pts.*
California	3	Fumble (Raphael)	Staley (FF), McDougale (FR)	Touchdown	7
	3	Interception (Sagapolutele)	Johnson (INT)	Touchdown	7
	3	Interception (Sagapolutele)	Staley (INT)	Punt	0
Northern Illinois	3	Interception (Davidson)	Johnson (INT)	Punt	0
Nevada	1	Interception (Jones)	Johnson (INT)	Touchdown	7
	1	Interception (Jones)	McDougale (INT)	Touchdown	7
Fresno	2	Interception (Conklin)	Salvati (INT)	Field Goal	3
	4	Interception (Conklin)	Letuli (INT)	Touchdown	7
Wyoming	1	Interception (Anderson)	Phillips (INT)	Touchdown	7
	2	Interception (Anderson)	McDougale (INT)	Field Goal	3
	2	Interception (Anderson)	Chambliss (INT)	Interception	0
	4	Fumble (Fitzgerald)	Finau (FF), Butler (FR)	Punt	0
Hawai'i	1	Interception (Alejado)	McCuin (INT)	Field Goal	3

Opponent's 12 turnovers resulted in 48 points for San Diego State
+ - indicates turnover was gained in overtime

TURNOVER ANALYSIS

	TO	Opp. Pts.	TD/FG	Pts./TO*
San Diego State	10	7	1/0	0.7
Opponent	13	51	6/3	3.9

+ - indicates an additional turnover was lost in overtime

TURNOVERS LOST

Name	TO's Lost	Fum.	Int.	Points	^PPT
Denegal	8	1	7	7	0.9
Napier	1	1	0	0	0.0
Emanuel Jr.	1	1	0	0	0.0
TOTALS	10	3	7	7	0.9

TO'S Lost - turnovers lost. Fum. - fumbles lost. Int. - Interceptions thrown. Points - points scored by the opponent after a turnover. ^PPT - points per turnover scored by the opponent (does not include turnovers gained in overtime). NOTE: Total turnovers equals FUM and INT.

TURNOVERS GAINED

Name	#TAPO	FF	FR	Int.	Points	^PPT
Staley	2	1	0	1	3.5	1.8
McDougale	2	0	1	1	13.5	6.8
Johnson	3	0	0	2	14.0	4.7
Salvati	1	0	0	1	3.0	3.0
Letuli	1	0	0	1	7.0	7.0
Chambliss	1	0	0	1	0.0	0.0
Phillips	1	0	0	1	7.0	7.0
Finau	1	1	0	0	3.5	3.5
Butler	1	0	1	0	3.5	3.5
McCuin	1	0	0	1	3.0	3.0
TOTALS	15	2	2	9	58	37.9

#TAPO - turnovers a part of (FF, FR, Int.). FF - forced fumbles, FR - fumbles recovered. Int. - Interceptions. Points - points scored off an opponent's turnover (NOTE: fumbles forced and fumbles recovered are each awarded half the points for SDSU's score ex.: a touchdown and PAT after a fumble gives each player 3.50 points). ^PPT - points per turnover scored by SDSU (+ - indicates an additional turnover was gained in overtime. * - total turnovers equals FR and Int.)

2025 MISCELLANEOUS STATISTICS

SAN DIEGO STATE BIG OFFENSIVE PLAYS (20+ YARDS) (39 overall)

Game	Player	Type	Down & Dist.	Yards
Stony Brook (5)	Denegal/Bostick	Pass	3rd & 11	20
	Denegal/Bostick	Pass	3rd & 13	25
	Denegal/Welsh	Pass	1st & 10	44
	Denegal/Brown	Pass	1st & 10	44
	Washington	Rush	2nd & 13	20
Washington St. (1)	Denegal/Bostick	Pass	4th & 5	35
California (2)	Denegal/Napier	Pass	1st & 20	80
	Denegal/Napier	Pass	2nd & 8	20
Northern Illinois (0)	-	-	-	-
Colorado State (6)	Denegal/Brown	Pass	2nd & 6	45
	Denegal/Napier	Pass	2nd & 6	42
	Denegal/Napier	Pass	2nd & 10	61
	Cardwell	Rush	1st & 10	22
	Cardwell	Rush	1st & 10	20
	Cardwell	Rush	2nd & 10	21
Nevada (8)	Denegal	Rush	2nd & 5	21
	Denegal/Bostick	Pass	1st & 10	31
	Denegal	Rush	1st & 10	29
	Denegal/Napier	Pass	2nd & 4	41
	Denegal/Napier	Pass	2nd & 12	30
	Denegal/Napier	Pass	1st & 10	20
	Denegal/Brown	Pass	1st & 10	30
	Cardwell	Rush	1st & 10	20
	Cardwell	Rush	1st & 10	20
Fresno State(2)	Denegal/Cardwell	Pass	2nd & 7	54
	Sutton	Rush	1st & 15	46
Wyoming (6)	Denegal/Napier	Pass	2nd & 9	22
	Denegal/Cardwell	Pass	1st & 10	24
	Denegal/Brown	Pass	1st & 10	40
	Denegal/Cardwell	Pass	1st & 10	25
	Denegal/Acevedo	Pass	1st & 10	26
	Sutton	Rush	1st & 15	50
Hawaii (4)	Denegal/Brown	Pass	1st & 10	45
	Sutton	Rush	1st & 10	20
	Denegal/Acevedo	Pass	1st & 10	26
	Emanuel Jr.	Rush	1st & 10	41
Boise State (4)	Washington	Rush	1st & 10	41
	Washington	Rush	2nd & 8	26
	Sutton	Rush	4th & 1	27
	Denegal/Welsh	Pass	2nd & 5	23

RED indicates touchdown scored on the play

OPPONENT BIG OFFENSIVE PLAYS (20+ YARDS) (21 overall)

Game	Player	Type	Down & Dist.	Yards
Stony Brook (0)	-	-	-	-
Washington St. (6)	Potter/Pabst	Pass	1st & 10	34
	Vorhees	Rush	3rd & 1	31
	Potter/Johnson	Pass	2nd & 6	31
	Potter/Meredith	Pass	2nd & 6	21
	Potter/Meredith	Pass	1st & 10	34
	Pulalasi	Rush	1st & 10	20
California (4)	Sagapolutele/Hamper	Pass	2nd & 6	21
	Sagapolutele/Grizzell	Pass	2nd & 10	33
	Sagapolutele/Grizzell	Pass	1st & 10	24
	Sagapolutele/Grizzell	Pass	3rd & 10	26
Northern Illinois (0)	-	-	-	-
Colorado State (4)	Dupree	Rush	1st & 10	31
	Dupree	Rush	2nd & 12	20
	Brousseau/Winfield	Pass	1st & 10	49
	Brousseau/Maher	Pass	1st & 10	35
Nevada (3)	Jones/Carpenter	Pass	1st & 10	44
	Jones/Henry	Pass	1st & 10	32
	Jones/Calimon	Pass	3rd & 10	20
Fresno State (0)	-	-	-	-
Wyoming (2)	Anderson/Fitzgerald	Pass	2nd & 9	23
	Sims	Rush	2nd & 8	37
Hawaii (4)	Alejado/White	Pass	2nd & 9	32
	Alejado/Harris	Pass	1st & 10	34
	Barfield	Rush	2nd & 7	26
	Alejado/Harris	Pass	1st & 15	35
Boise State (1)	Gaines	Rush	1st & 10	20

RED indicates touchdown scored on the play

SAN DIEGO STATE BIG OFFENSIVE PLAYS (20+ YARDS)

Name	Total	Rushing	Receiving	20-29	30-39	40-49	50-59	60-69	70-79	80-89	90-99
Jacob Bostick, WR	4	0	4	2	2	0	0	0	0	0	0
Jordan Napier, WR	9	0	9	4	1	2	0	1	0	1	0
Donovan Brown, WR	4	0	4	0	1	3	0	0	0	0	0
Mikey Welsh, WR	2	0	2	1	0	1	0	0	0	0	0
Christian Washington, RB	3	3	0	2	0	1	0	0	0	0	0
Byron Cardwell Jr., RB	6	2	4	5	0	0	1	0	0	0	0
Jayden Denegal, QB	2	2	0	2	0	0	0	0	0	0	0
Lucky Sutton, RB	3	3	0	1	0	1	1	0	0	0	0
Nathan Acevedo, WR	1	0	1	1	0	0	0	0	0	0	0
SDSU TOTALS	39	11	24	18	4	8	2	1	0	1	0
OPPONENT	21	7	14	10	9	2	0	0	0	0	0

2025 MISCELLANEOUS STATISTICS

SEASON HIGHS

POINTS SCORED

14, Gabriel Plascencia at Nevada (Oct.11)
12, Jayden Denegal vs. Boise State (Nov.15)
12, Lucky Sutton vs. Colorado State (Oct.3)

TOUCHDOWNS SCORED

2, Jayden Denegal vs. Boise State (Nov. 15)
2, Lucky Sutton vs. Colorado State (Oct. 3)
2, Lucky Sutton vs. Stony Brook (Aug. 28)

MOST RUSHING ATTEMPTS

28, Lucky Sutton vs. Wyoming (Nov. 1)
25, Lucky Sutton vs. Boise State (Nov. 15)
23, Jordan Napier vs. Stony Brook (Aug. 28)

MOST RUSHING YARDS

158, Lucky Sutton vs. Wyoming (Nov.1)
150, Lucky Sutton vs. Boise State (Nov.15)
131, Lucky Sutton at Fresno State (Oct.25)

MOST RUSHING TOUCHDOWNS

2, Jayden Denegal vs. Boise State (Nov. 15)
2, Lucky Sutton vs. Colorado State (Oct. 3)
2, Lucky Sutton vs. Stony Brook (Aug. 28)

LONGEST RUSH

50, Lucky Sutton vs. Wyoming (Nov.1)
46, Lucky Sutton at Fresno State (Oct.25)
41, Christian Washington vs. Boise State (Nov.15)

MOST PASSING ATTEMPTS

30, Jayden Denegal at Washington State (Sept. 6)
25, Jayden Denegal vs. Stony Brook (Aug. 28)
22, Jayden Denegal vs. Wyoming (Nov. 1)

MOST PASSING COMPLETIONS

15, Jayden Denegal vs. California (Sept. 20)
15, Jayden Denegal at Washington State (Sept. 6)
14, Jayden Denegal at Nevada (Oct.11)

MOST PASSING YARDS

256, Jayden Denegal vs. Colorado State (Oct.3)
208, Jayden Denegal vs. Stony Brook (Aug. 28)
205, Jayden Denegal at Nevada (Oct. 11)

MOST PASSING TOUCHDOWNS

2, Jayden Denegal at Nevada (Oct. 11)
2, Jayden Denegal vs. Colorado State (Oct. 3)
1,3x, last: Jayden Denegal vs. Wyoming (Nov. 1)

LONGEST PASS

80, Jayden Denegal vs. California (Sept. 20)
61, Jayden Denegal vs. Colorado State (Oct. 3)
54, Jayden Denegal at Fresno State (Oct. 25)

MOST RECEPTIONS

9, Jordan Napier vs. California (Sept.20)
7, Jordan Napier vs. Colorado State (Oct. 3)
7, Jordan Napier at Washington State (Sept. 6)

MOST RECEIVING YARDS

153, Jordan Napier vs. Colorado State (Oct.3)
151, Jordan Napier vs. California (Sept. 20)
110, Jordan Napier at Nevada (Oct. 11)

MOST RECEIVING TOUCHDOWNS

1, Byron Cardwell vs. Wyoming (Nov. 1)
1, Jacob Bostick at Nevada (Oct. 11)
1,6x, last: Donovan Brown vs. Colorado State (Oct. 3)

LONGEST RECEPTION

80, Jordan Napier vs. California (Sept. 20)
61, Jordan Napier vs. Colorado State (Oct. 3)
54, Byron Cardwell at Nevada (Oct. 25)

MOST FIELD GOALS

3, Gabriel Plascencia at Fresno State (Oct. 25)
3, Gabriel Plascencia at Nevada (Oct. 11)
2, Gabriel Plascencia at Hawai'i (Nov. 8)

LONGEST FIELD GOAL

53, Gabriel Plascencia vs. Colorado State (Oct. 3)
50, Gabriel Plascencia at Fresno State (Oct. 25)
49, Gabriel Plascencia at Nevada (Oct. 11)

MOST PUNTS

7, Hunter Green vs. Wyoming (Nov. 1)
7, Hunter Green at Washington State (Sept. 6)
6, Hunter Green vs. Boise State (Nov. 15)

HIGHEST PUNTING AVERAGE

57.0 Tashi Dorjie at Hawai'i (Nov. 8)
54.0, Hunter Green at Hawai'i (Nov.8)
52.2, Hunter Green vs. Stony Brook (Aug. 28)

LONGEST PUNT

67, Hunter Green at Washington State (Sept. 6)
67, Hunter Green vs. Stony Brook (Aug. 28)
63, Hunter Green at Hawai'i (Nov. 8)

LONGEST PUNT RETURN

75, Jordan Napier at Nevada (Oct. 11)
34, Jordan Napier vs. Stony Brook (Aug. 28)
22, Eric Butler vs. California (Sept. 20)

MOST PUNT RETURN YARDS

85, Jordan Napier at Nevada (Oct. 11)
73, Jordan Napier vs. Stony Brook (Aug. 28)
22, Eric Butler vs. California (Sept. 20)

LONGEST KICKOFF RETURN

48, Jordan Napier at Hawai'i (Nov. 8)
31, Byron Cardwell vs. Colorado State (Oct. 3)
27, Jordan Napier at Fresno State (Oct. 25)

MOST KICKOFF RETURN YARDS

158, Jordan Napier at Hawai'i (Nov. 8)
31, Byron Cardwell vs. Colorado State (Oct. 3)
27, Jordan Napier at Fresno State (Oct. 25)

MOST ALL-PURPOSE YARDS

195, Jordan Napier at Nevada (Oct. 11)
176, Jordan Napier vs. California (Sept. 20)
171, Jordan Napier vs. Colorado State (Oct. 3)

MOST TACKLES

13,Owen Chambliss at Hawai'i (Nov. 8)
113,Owen Chambliss vs. Wyoming (Nov. 1)
13,Owen Chambliss at Northern Illinois (Sept. 27)

MOST SACKS

2.0, Owen Chambliss at Wyoming (Nov. 8)
2.0, Trey White vs. Wyoming (Nov. 1)
2.0, Trey White vs. Colorado State (Oct. 3)

MOST TACKLES FOR LOSS

3.0,Owen Chambliss at Hawai'i (Nov. 8)
2.0, Trey White vs. Wyoming (Nov. 1)
2.0, Trey White vs. Colorado State (Oct. 3)

MOST INTERCEPTIONS

1, Deshawn McCuin at Hawai'i (Nov. 8)
1, Owen Chambliss vs. Wyoming (Nov. 1)
1, Dwayne McDougle vs. Wyoming (Nov.1)
1, 6x, last: ryce Phillips vs. Wyoming (Nov.1)

LONGEST INTERCEPTION RETURN

96, Chris Johnson vs. California (Sept. 20)
45, Chris Johnson at Nevada (Oct. 11)
31, Tano Letuli at Fresno State (Oct. 25)

RED indicates touchdown scored on play

THIRD DOWN EFFICIENCY ANALYSIS

	Total	Pct.	1	2	3	4	5	6	7	8	9	10	11+	Longest Converted
SAN DIEGO STATE	38-137	27.73	10-13	4-7	7-12	5-14	3-10	2-5	3-11	2-8	1-12	1-9	1-21	3rd & 13 vs. SB
OPPONENTS	50-157	31.85	8-14	7-14	5-12	1-7	3-10	6-11	4-16	3-12	2-11	6-13	2-27	3rd & 17 vs. HAW

GOAL TO GO

	No.	Score	TD	FG	MFG	Downs	TOs	Half	Game	Points^	PPP
SAN DIEGO STATE	20	18	15	3	1	0	1	0	0	97	4.85
OPPONENTS	9	8	6	2	0	1	0	0	1	33	3.66

^ - does not include PAT. PPP - points per possession

PUNT ANALYSIS

	Punts	Yards	Avg.	TB	Returns	Yards	Avg.	Net Avg.	Pct. Not Returned	In 20	In 10	In 5	Opp. Territory No.	Yds.	Adj. 50 & Out No.	Avg.
Hunter Green	48	2,291	47.7	8	13	119	9.2	37.6	72.9	18	5	4	2	239	46	44.60
Tashi Dorjie	2	114	57.0	0	1	5	5.0	52.0	50.0	0	0	0	0	0	2	57.0
TOTAL	50	2,405	52.4	8	14	124	7.1	44.8	61.5	18	5	4	2	239	48	50.8
OPPONENTS	64	2,724	42.6	2	25	231	9.2	33.4	60.9	14	5	1	2	62	51	42.3

Returns - times the opponent returned a punt. Yards - yards for the returned punts. Avg. - yards per returned punt. Pct. Not Returned - percent of punts that were not returned. In 20 - inside the 20. In 10 - inside the 10. In 5 - inside the 5. Opp. Territory - number and yards of punts inside opponents territory. Adj. 50 & Out - punt average excluding punts inside opponents territory.

KICKOFF ANALYSIS

	Total	RET	FC	MUF	NA	TB	In 20	In 25	OB	OnS	Squib	Total YL	Return YL	AFP	AFP w/R
Hunter Green	18	3	0	0	4	9	1	1	1	0	0	525	141	29.27	25.75
Gabriel Plascencia	37	7	0	0	2	27	0	1	1	0	1	1,093	911	29.54	32.67
TOTAL	55	10	0	0	6	36	1	2	2	0	1	1,616	1,052	29.41	29.21
OPPONENTS	29	15	0	0	0	13	1	4	0	0	0	1,092	976	28.07	28.91

Does not include penalties. RET - no. of returns. FC - fair catch. MUF - muffed. NA - no attempt at a return. TB - touchback. In 20 - inside 20. In 25 - inside 25. OB out of bounds. OnS - onsides (does not count for AFP or AFP w/R). Squib - squibs. Total YL - opponent total yard line. Return YL - opponent total yard line on returns. AFP - average field position on kickoffs. AFP w/R - average position on returned kickoffs

LAST TIME IT HAPPENED

TEAM

Scored, 60 or More Points
Scored, 50 or More Points
Scored, 40 or More Points
Scored, 30 or More Points

Total Offense, 600 Yards or More
Total Offense, 500 Yards or More
Total Offense, 400 Yards or More

Total Offense, 85 or More Plays
Total Offense, 75 or More Plays
30 or More First Downs
25 or More First Downs

Two-Point Conversion

Rushing, 500 Yards or More
Rushing, 400 Yards or More
Rushing, 300 Yards or More
Rushing, 80 or More Attempts
Rushing, 70 or More Attempts
Rushing, 60 or More Attempts
Rushing, 50 or More Attempts
Rushing, 7 or More Touchdowns
Rushing, 6 or More Touchdowns
Rushing, 5 or More Touchdowns
Rushing, 4 or More Touchdowns

Passing, 500 Yards or More
Passing, 400 Yards or More
Passing, 300 Yards or More
Passing, 50 or More Attempts
Passing, 40 or More Attempts
Passing, 30 or More Attempts
Passing, 30 or More Completions
Passing, 25 or More Completions
Passing, 20 or More Completions
Passing, 6 or More Touchdowns
Passing, 5 or More Touchdowns

Shut Out
Shut Out Through 3 Quarters
Shut Out Through Halftime
Shut Out Through 1 Quarter

Recorded a Safety
Allowed No Offensive Touchdowns

Allowed 200 Yards or Less Total Offense
Allowed 100 Yards or Less Total Offense

Allowed 50 Yards or Less Rushing
Allowed 100 Yards or Less Rushing
Allowed 100 Yards or Less Passing

Allowed 10 First Downs or Fewer

Did Not Commit a Turnover
Recorded 6 or More Turnovers
Recorded 5 or More Turnovers
Intercepted 5 or More Passes
Intercepted 4 or More Passes
Intercepted 3 or More Passes
Recovered 4 Fumbles
Recovered 3 Fumbles

San Diego State

Nov. 3, 1990 vs. Utah (66)
Nov. 4, 2017 at San José State* (52)
Oct. 11, 2025 at Nevada* (44)
Oct. 11, 2025 at Nevada* (44)

Nov. 4, 2017 at San José State* (648)
Oct. 3, 2025 vs. Colorado State* (540)
Oct. 11, 2025 at Nevada* (411)

Nov. 8, 2024 vs. New Mexico* (88)
Nov. 25, 2023 vs. Fresno State* (79)
Dec. 21, 2021 vs. No. 24/25 UTSA (31)
Nov. 8, 2024 vs. New Mexico* (26)

Aug. 28, 2025 vs. Stony Brook

Nov. 4, 2017 at San José State* (554)
Oct. 31, 2020 at Utah State* (407)
Sept. 2, 2023 vs. Idaho State (302)
Has not occurred
Nov. 4, 2017 at San José State* (71)
Nov. 4, 2017 at San José State* (71)
Nov. 25, 2023 vs. Fresno State (53)
Sept. 14, 1991 vs. Pacific (7)
Nov. 4, 2017 at San José State* (6)
Nov. 4, 2017 at San José State* (6)
Oct. 3, 2025 vs. Colorado State* (4)

Nov. 20, 2010 vs. No. 25 Utah* (528)
Dec. 17, 2011 vs. La.-Lafayette (413)
Dec. 24, 2022 vs. Middle Tennessee (309)
Aug. 31, 2013 vs. Eastern Illinois (64)
Nov. 8, 2024 vs. New Mexico* (42)
Nov. 30, 2024 vs. Air Force* (33)
Nov. 6, 2020 vs. San José State* (30)
Nov. 30, 2024 vs. Air Force* (25)
Oct. 5, 2024 vs. Hawai'i* (24)
Oct. 24, 2009 at Colorado State* (6)
Oct. 24, 2009 at Colorado State* (6)

Oct. 25, 2025 at Fresno State* (W, 23-0)
Oct. 25, 2025 at Fresno State* (W, 23-0)
Oct. 25, 2025 at Fresno State* (W, 23-0)
Nov. 15, 2025 vs. Boise State* (W, 17-7)

Sept. 2, 2023 vs. Idaho State (W, 36-28)
Oct. 25, 2025 at Fresno State* (W, 23-0)

Nov. 1, 2025 vs. Wyoming* (185)
Aug. 28, 2025 vs. Stony Brook (95)

Oct. 25, 2025 at Fresno State* (45)
Nov. 1, 2025 vs. Wyoming* (89)
Nov. 1, 2025 vs. Wyoming* (96)

Nov. 1, 2025 vs. Wyoming* (9)

Nov. 15, 2025 vs. Boise State*
Sept. 5, 2015 vs. San Diego (6)
Dec. 24, 2022 vs. Middle Tennessee (5)
Sept. 5, 2015 vs. San Diego (5)
Dec. 17, 2016 vs. Houston (4)
Nov. 1, 2025 vs. Wyoming* (3)
Dec. 23, 2014 vs. Navy (4)
Oct. 14, 2023 at Hawai'i* (3)

Opponent

Nov. 26, 2016 vs. Colorado State* (63)
Nov. 1, 2024 at Boise State* (56)
Nov. 23, 2024 at Utah State* (41)
Nov. 8, 2025 at Hawai'i* (38)

Sept. 10, 2016 vs. California (604)
Nov. 16, 2024 at UNLV* (515)
Nov. 30, 2024 vs. Air Force* (404)

Dec. 23, 2017 vs. Army West Point (91)
Nov. 16, 2024 at UNLV* (79)
Nov. 1, 2024 at Boise State* (34)
Sept. 3, 2022 vs. Arizona (25)

Oct. 3, 2025 vs. Colorado State

Has not occurred
Dec. 23, 2017 vs. Army West Point (440)
Nov. 23, 2024 at Utah State* (322)
Dec. 23, 2017 vs. Army West Point (87)
Dec. 23, 2017 vs. Army West Point (87)
Nov. 26, 2022 vs. Air Force* (66)
Nov. 23, 2024 at Utah State* (50)
Oct. 18, 2008 at New Mexico* (8)
Oct. 18, 2008 at New Mexico* (8)
Sept. 30, 2022 at Boise State* (5)
Nov. 16, 2024 at UNLV* (4)

Sept. 10, 2016 vs. California (522)
Oct. 14, 2023 at Hawai'i* (427)
Nov. 1, 2024 at Boise State* (322)
Sept. 2, 2023 vs. Idaho State (63)
Oct. 25, 2025 at Fresno State* (42)
Nov. 8, 2025 at Hawai'i* (34)
Sept. 2, 2023 vs. Idaho State (31)
Sept. 6, 2025 at Washington State (28)
Nov. 8, 2025 at Hawai'i* (22)
Has not occurred
Nov. 26, 2016 vs. Colorado State* (5)

Sept. 7, 2024 vs. Oregon State (L, 0-21)
Sept. 7, 2024 vs. Oregon State (L, 0-21)
Sept. 7, 2024 vs. Oregon State (L, 0-21)
Nov. 15, 2025 vs. Boise State (W, 17-7)

Sept. 6, 2025 at Washington State (L, 13-36)
Nov. 8, 2025 at Hawai'i (L, 6-38)

Sept. 7, 2024 vs. Oregon State (179)
Oct. 4, 2008 at TCU* (85)

Nov. 26, 2022 vs. Air Force (-1)
Sept. 6, 2025 at Washington State (82)
Nov. 15, 2025 vs. Boise State* (17)

Sept. 6, 2025 at Washington State (10)

Nov. 15, 2025 vs. Boise State*
Has not occurred
Has not occurred
Sept. 23, 2016 vs. Utah* (5)
Aug. 31, 2013 vs. Eastern Illinois (4)
Sept. 9, 2023 vs. UCLA (3)
Nov. 16, 2013 at Hawai'i* (4)
Sept. 26, 2015 at Penn State (3)

LAST TIME IT HAPPENED

TEAM	San Diego State	Opponent
Scored a Defensive Touchdown	Oct. 25, 2025 at Fresno State (1)	Nov. 8, 2025 at Hawai'i* (1)
Recorded 10 or More Tackles For Loss	Nov. 4, 2023 vs. Utah State* (12)	Nov. 23, 2024 at Utah State* (13)
Recorded 5 or More Sacks	Oct. 12, 2024 at Wyoming* (6)	Aug. 31, 2018 at No. 13/13 Stanford (5)
No Penalties	Sept. 23, 2017 at Air Force*	Dec. 19, 2018 vs. Ohio
Time of Possession, 35 plus minutes	Aug. 28, 2025 vs. Stony Brook (37:25)	Sept. 6, at Washington State (35:06)

INDIVIDUAL

RUSHING

Rushing, 300 Yards or More
 Rushing, 250 Yards or More
 Rushing, 200 Yards or More
 Rushing, 150 Yards or More
 Rushing, 100 Yards or More
 Had two 100-yard Rushers
 Rushing, 40 Times or More
 Rushing, 35 Times or More
 Rushing, 30 Times or More
 Rushing, 25 Times or More
 Rushing, 4 Touchdowns or More
 Rushing, 3 Touchdowns or More
 Rushing, 2 Touchdowns or More
 Had a run of 90 yards or More
 Had a run of 80 yards or More
 Had a run of 70 yards or More
 Had a run of 60 yards or More
 Had a run of 50 yards or More

300, by Marshall Faulk vs. Hawai'i*, W - 52-28, Nov. 14, 1992
 253, by Rashaad Penny at Hawai'i*, W - 28-7, Oct. 28, 2017
 223, by Marquez Cooper vs. A&M-Commerce, W - 45-14, Aug. 31, 2024
 150, by Lucky Sutton vs. Wyoming*, W - 17-7, Nov. 15, 2025
 150, by Lucky Sutton vs. Boise State*, W - 17-7, Nov. 15, 2025
 130, by Byron Cardwell and 113, by Lucky Sutton vs. Colorado State*, W - 45-24, Oct. 3, 2025
 40, by Lynell Hamilton vs. Wyoming*, W - 25-20, Oct. 25, 2003
 35, by Marquez Cooper vs. New Mexico*, L - 16-21, Nov. 8, 2024
 35, by Marquez Cooper vs. New Mexico*, L - 16-21, Nov. 8, 2024
 25, by Lucky Sutton vs. Boise State, W - 17-7, Nov. 15, 2025
 4, by Rashaad Penny vs. Army West Point, L - 35-42, Dec. 23, 2017
 3, by Juwan Washington vs. Sacramento State, W - 28-14, Sept. 8, 2018
 2, by Jayden Denegal vs. Boise State*, W - 17-7, Nov. 16, 2025
 95, by Rashaad Penny at Arizona State, W - 30-20, Sept. 9, 2017
 81, by Rashaad Penny vs. Army West Point, L - 35-42, Dec. 23, 2017
 70, by Jalen Mayden vs. Fresno State*, W - 33-18, Nov. 25, 2023
 70, by Jalen Mayden vs. Fresno State*, W - 33-18, Nov. 25, 2023
 50, by Lucky Sutton vs. Wyoming*, W - 24-7, Nov. 1, 2025

PASSING

Passing, 500 Yards or More
 Passing, 400 Yards or More
 Passing, 300 Yards or More
 Attempted 50 or More Passes
 Attempted 40 or More Passes
 Attempted 30 or More Passes
 Completed 40 or More Passes
 Completed 35 or More Passes
 Completed 30 or More Passes
 Threw Six Touchdown Passes
 Threw Five Touchdown Passes
 Threw Four Touchdown Passes
 Threw Three Touchdown Passes
 Completed a Pass of 80 Yards or More
 Completed a Pass of 70 Yards or More
 Completed a Pass of 60 Yards or More
 Completed a Pass of 50 Yards or More

528, by Ryan Lindley vs. No. 25 Utah*, L - 34-38, Nov. 20, 2010
 413, by Ryan Lindley vs. Louisiana-Lafayette, L - 30-32, Dec. 17, 2011
 309, by Jalen Mayden vs. Middle Tennessee, L - 23-25, Dec. 24, 2022
 63, by Adam Dingwell vs. Eastern Illinois, L - 19-40, Aug. 31, 2013
 41, by Danny O'Neil vs. New Mexico*, L - 16-21, Nov. 8, 2024
 32, by Danny O'Neil vs. Air Force*, L 20-31, Nov. 30, 2024
 40, by Todd Santos vs. Stanford, L - 40-44, Oct. 17, 1987
 36, by Ryan Lindley vs. No. 25 Utah*, L - 34-38, Nov. 20, 2010
 33, by Ryan Agnew vs. Fresno State*, W - 17-7, Nov. 15, 2019
 6, by Ryan Lindley at Colorado State*, W - 42-28, Oct. 24, 2009
 6, by Ryan Lindley at Colorado State*, W - 42-28, Oct. 24, 2009
 4, by Ryan Lindley vs. Cal Poly, W - 49-21, Sept. 3, 2011
 3, by Jalen Mayden vs. Utah State*, L - 24-32, Nov. 4, 2023
 80, by Jayden Denegal to Jordan Napier vs. California, W, 34-0, Sept. 20, 2025
 80, by Jayden Denegal to Jordan Napier vs. California, W, 34-0, Sept. 20, 2025
 61, by Jayden Denegal to Jordan Napier vs. Colorado State*, W, 45-24, Oct. 3, 2025
 54, by Jayden Denegal to Jordan Napier Fresno State*, W - 23-0, Oct. 25, 2025

RECEIVING

Caught 15 or More Passes
 Caught 10 or More Passes
 Had 200 or More Yards Receiving
 Had 150 or More Yards Receiving
 Had 100 or More Yards Receiving
 Had two 100-yard Receivers
 Caught Three or More TDs
 Caught Two or More TDs

15, by DeMarco Sampson at Colorado State*, W - 42-28, Oct. 24, 2009
 10, by Ja'Shaun Pake vs. Washington State, L - 26-29, Oct. 26, 2024
 257, by DeMarco Sampson at Colorado State*, W - 42-28, Oct. 24, 2009
 153, by Jordan Napier vs. Colorado State*, W, 45-24, Oct. 3, 2025
 110, by Jordan Napier at Nevada*, W - 44-10, Oct. 11, 2025
 125, by Gavin Escobar and 102, by Colin Lockett vs. Fresno State, W - 35-28, Dec. 3, 2011
 3, by Jesse Matthews at UNLV*, W - 28-20, Nov. 19, 2021
 2, by Jude Wolfe at Central Michigan, L - 21-22, Sept. 28, 2024

TOTAL OFFENSE

Had 500 or More Yards Total Offense
 Had 400 or More Yards Total Offense
 Had 100 Yards Both Passing and Rushing

518, by Ryan Lindley vs. No. 25 Utah, L - 34-38, Nov. 20, 2010
 419, by Ryan Lindley vs. Louisiana-Lafayette, L - 30-32, Dec. 17, 2011
 229 (passing), 101 (rushing), by Kevin O'Connell at Brigham Young*, L - 16-49, Nov. 6, 2004

SCORING

Accounted for Five or More TDs
 Accounted for Four or More TDs
 Accounted for Three or More TDs

5, by Ryan Katz vs. Hawai'i*, W - 52-14, Oct. 6, 2012
 4, by Jalen Mayden, L - 28-32, Oct. 22, 2022
 3, by Marquez Cooper vs. Air Force*, L - 20-31, Nov. 30, 2024

LAST TIME IT HAPPENED

RETURNS

Returned a Fumble for a Touchdown
 Returned an Interception for a Touchdown
 Returned a Kickoff for a Touchdown
 Returned a Punt for a Touchdown
 Returned a Two-Point Conversion
 Returned a Blocked Punt for a Touchdown
 Returned a Blocked Field Goal for a Touchdown

35, by Dwayne McDougle vs. California, W - 34-0, Sept. 20, 2025
 31, by Tano Letuli at Fresno State *, W - 23-0, Oct. 25, 2025
 95, by Jordan Byrd vs. San José State*, W - 43-27, Nov. 12, 2022
 75, by Jordan Napier at Nevada*, W - 44-10, Oct. 11, 2025
 David Lamar at New Mexico State, W - 26-16, Sept. 28, 2013
 Tyrell Shavers at Boise State*, L - 13-35, Sept. 30, 2022
 Has not happened since start of 2003 season

DEFENSE

Intercepted Three or More Passes
 Intercepted Two or More Passes
 Recovered Three or More Fumbles
 Recovered Two or More Fumbles
 Recorded 15 or More Tackles
 Recorded 10 or More Tackles
 Recorded Three or More Quarterback Sacks
 Recorded Two Quarterback Sacks
 Recorded Four Tackles for Loss
 Recorded Three Tackles for Loss

3, by Luq Barcoo at Colorado State*, W - 24-10, Oct. 5, 2019
 2, by Patrick McMorris vs. Boise State*, W - 27-16, Nov. 26, 2021
 Has not occurred
 2, by Kirk Morrison at New Mexico*, L - 8-15, Nov. 9, 2002
 15, by JD Coffey III at Central Michigan, L - 21-22, Sept. 28, 2024
 13, by Owen Chambliss at Hawai'i*, L - 6-38, Nov. 8, 2025
 3.0, by Trey White vs. Hawai'i*, W - 27-24, Oct. 5, 2024
 2.0, by Owen Chambliss at Hawai'i*, L - 6-38, Nov. 8, 2025
 4.0, by Trey White vs. Hawai'i*, W - 27-24, Oct. 5, 2024
 3.0, by Owen Chambliss at Hawai'i*, L - 6-38, Nov. 8, 2025

SPECIAL TEAMS

Scored 15 or More Points Kicking
 Scored 10 or More Points Kicking
 Kicked Five or More Field Goals
 Kicked Four or More Field Goals
 Kicked Three or More Field Goals
 Kicked Two Field Goals of 50 or More Yards
 Kicked a 50-yard Field Goal
 Kicked a Punt 70 or More Yards
 Kicked a Punt 60 or More Yards
 Punted Nine or More Times
 Totaled 100 or More Kick Return Yards
 Totaled 100 or More Punt Return Yards
 Blocked a Punt
 Blocked a Field Goal
 Blocked a PAT

15, by Jack Browning vs. Fresno State*, W - 33-18, Nov. 25, 2023
 11, by Gabriel Plascencia at Fresno State *, W - 23-0, Oct. 25, 2025
 Has not occurred
 4, by Jack Browning vs. Fresno State*, - W, 33-18, Nov. 25, 2023
 3, by Gabriel Plascencia at Fresno State *, W - 23-0, Oct. 25, 2025
 51 and 50, by Chris O'Brien vs. New Mexico, W - 37-31, Nov. 17, 1984
 50, by Gabriel Plascencia at Fresno State *, W - 23-0, Oct. 25, 2025
 79, by Tyler Pastula at Boise State*, L - 24-56, Nov. 1, 2024
 63, by Hunter Green at Hawai'i* & 60 by Tashi Dorje at Hawai'i, L - 6-38, Nov. 8, 2025
 10, by Jack Browning at Boise State*, L - 13-35, Sept. 30, 2022
 158 by Jordan Napier at Hawai'i*, L - 6-38, Nov. 8, 2025
 106, by Lloyd Mills vs. South Alabama, L - 27-34 (ot), Sept. 19, 2015
 Chris Johnson at UNLV*, L - 20-41, Nov. 16, 2024
 Cedarius Barfield at Fresno State, L - 28-32, Oct. 29, 2022
 Caden McDonald vs. Utah State, L, 13-46, Dec. 4, 2021

SNAPDRAGON STADIUM RECORDS (2022-)

TEAM SINGLE-GAME

Points

Most Points

45 vs. Colorado State* (W, 45-24), Oct. 3, 2025
 45 vs. Texas A&M-Commerce (W, 45-14), Aug. 31, 2024
 43 vs. San Jose State* (W, 43-27), Nov. 12, 2022
 42 vs. Stony Brook (W, 42-0), Aug. 28, 2025
 38 vs. Idaho State (W, 38-7), Sept. 10, 2022
Opp: 38 by Arizona (L, 20-38), Sept. 3, 2022
Bowl: 52 by Syracuse (52-35 vs. Washington State), Dec. 27, 2024

Fewest Points Allowed

0 vs. California (W, 34-0), Sept. 20, 2025
 0 vs. Stony Brook (W, 42-0), Aug. 28, 2025
 6 vs. Nevada* (L, 0-6), Oct. 21, 2023
 7 vs. Boise State* (W, 17-7), Nov. 15, 2025
 7 vs. Wyoming* (W, 24-7), Nov. 1, 2025
 7 vs. Idaho (W, 38-7), Sept. 10, 2022
Bowl: 35 by Syracuse (52-35 vs. Washington State), Dec. 27, 2024

Most Points / Both Teams

70 vs. San Jose State* (W, 43-27), Nov. 12, 2022
 69 vs. Colorado State* (W, 45-24), Oct. 3, 2025
 65 vs. Boise State* (L, 31-34), Sept. 22, 2023
 64 vs. Idaho State (W, 36-28), Sept. 2, 2023
 59 vs. Texas A&M-Commerce (W, 45-14), Aug. 31, 2024
Bowl: 87 by Syracuse (52)/Washington State (35), Dec. 27, 2024

Fewest Points / Both Teams

6 vs. Nevada* (L, 0-6), Oct. 21, 2023
 16 vs. Air Force* (L, 3-13), Nov. 26, 2022
 21 vs. Oregon State (L, 0-21), Sept. 7, 2024
 24 vs. Boise State* (W, 7-0), Nov. 15, 2025
 24 vs. UNLV* (W, 14-10), Nov. 5, 2022
Bowl: 87 by Syracuse (52)/Washington State (35), Dec. 27, 2024

Largest Margin of Victory

42 vs. Stony Brook (W, 42-0), Aug. 28, 2025
 34 vs. California (W, 34-0), Sept. 20, 2025
 31 vs. Texas A&M-Commerce (W, 45-14), Aug. 31, 2024
 31 vs. Idaho (W, 38-7), Sept. 10, 2022
 21 vs. Colorado State* (W, 45-24), Oct. 3, 2025
Bowl: 17 by Syracuse (52-35 vs. Washington State), Dec. 27, 2024

Largest Margin of Defeat

25 vs. UCLA (L, 10-35), Sept. 9, 2023
 21 vs. Oregon State (L, 0-21), Sept. 7, 2024
 18 vs. Arizona (L, 20-38), Sept. 3, 2022
 11 vs. Air Force* (L, 20-31), Nov. 30, 2024
 10 vs. Air Force* (L, 3-13), Nov. 26, 2022

First Quarter Points

14 vs. Stony Brook (W, 42-0), Aug. 28, 2025
 14 vs. Idaho (W, 38-7), Sept. 10, 2022
 10 vs. Idaho State (W, 36-28), Sept. 2, 2023
 7, six times, last vs. Wyoming* (W, 24-7), Nov. 1, 2025
Opp: 14, three times, last vs. Air Force* (L, 20-31), Nov. 30, 2024
Bowl: 21 by Washington State (35-52 vs. Syracuse), Dec. 27, 2024

Second Quarter Points

21 vs. Colorado State* (W, 45-24), Oct. 3, 2025
 17 vs. San Jose State* (W, 43-27), Nov. 12, 2022
 14 vs. Boise State* (W, 17-7), Nov. 15, 2025
 14 vs. Hawai'i* (W, 27-24), Oct. 5, 2024
 13 vs. California (W, 34-0), Sept. 20, 2025
 13 vs. Fresno State* (W, 33-18), Nov. 25, 2023
Opp: 21 by UCLA (L, 10-34), Sept. 9, 2023
Bowl: 21 by Syracuse (52-35 vs. Washington State), Dec. 27, 2024

Third Quarter Points

21 vs. Texas A&M-Commerce (W, 45-14), Aug. 31, 2024
 14 vs. California (W, 34-0), Sept. 20, 2025
 14 vs. San Jose State* (W, 43-27), Nov. 12, 2022
 10 vs. Colorado State* (W, 45-24), Oct. 3, 2025
 10 vs. Arizona (L, 20-38), Sept. 3, 2022
Opp: 14 by Air Force* (L, 20-31), Nov. 30, 2024
Bowl: 7 by Syracuse (52) and Washington State (35), Dec. 27, 2024

Fourth Quarter Points

21 vs. Texas A&M-Commerce (W, 45-14), Aug. 31, 2024
 14 vs. Stony Brook (W, 42-0), Aug. 28, 2025
 14 vs. Oregon State (L, 0-21), Sept. 7, 2024
 14 vs. Boise State* (L, 31-34), Sept. 22, 2023
 14 vs. Arizona (L, 20-38), Sept. 3, 2022
Opp: 15, twice, last by Washington State (L, 26-29), Oct. 26, 2024
Bowl: 10 by Syracuse (52-35 vs. Washington State), Dec. 27, 2024

First Half Points

28 vs. Colorado State* (W, 45-24), Oct. 3, 2025
 24 vs. San Jose State* (W, 43-27), Nov. 12, 2022
 21 vs. Idaho State (W, 38-7), Sept. 10, 2022
 20 vs. Stony Brook (W, 42-0), Aug. 28, 2025
 20 vs. Idaho State (W, 36-28), Sept. 2, 2023
Opp: 28 by UCLA (L, 10-35), Sept. 9, 2023
Bowl: 35 by Syracuse (52-35 vs. Washington State), Dec. 27, 2024

Second Half Points

42 vs. Texas A&M-Commerce (W, 45-14), Aug. 31, 2024
 22 vs. Stony Brook (W, 42-0), Aug. 28, 2025
 21 vs. California (W, 34-0), Sept. 20, 2025
 19 vs. San Jose State* (W, 43-27), Nov. 12, 2022
 17 vs. Colorado State* (W, 45-24), Oct. 3, 2025
 17 vs. Fresno State* (W, 33-18), Nov. 25, 2023
 17 vs. Idaho State (W, 38-7), Sept. 10, 2022
Opp: 17 by Boise State* (L, 31-34), Sept. 22, 2023
Bowl: 17 by Syracuse (52-35 vs. Washington State), Dec. 27, 2024

Most Touchdowns

6 vs. Colorado State* (W, 45-24), Oct. 3, 2025
 6 vs. Texas A&M-Commerce (W, 45-14), Aug. 31, 2024
 5 vs. Stony Brook (W, 42-0), Aug. 28, 2025
 5 vs. San Jose State* (W, 43-27), Nov. 12, 2022
 5 vs. Idaho State (W, 38-7), Sept. 10, 2022
Opp: 5, twice, last vs. UCLA (L, 10-35), Sept. 9, 2023
Bowl: 7 by Syracuse (52-35 vs. Washington State), Dec. 27, 2024

Fewest Touchdowns Allowed

0 vs. California (W, 34-0), Sept. 20, 2025
 0 vs. Stony Brook (W, 42-0), Aug. 28, 2025
 0 vs. Nevada* (L, 0-6), Oct. 21, 2023
 1, six times, last vs. Boise State* (W, 17-7), Nov. 15, 2025
Bowl: 5 by Syracuse (52-35 vs. Washington State), Dec. 27, 2024

Most Touchdowns / Both Teams

9 vs. Colorado State* (W, 45-24), Oct. 3, 2025
 9 vs. Idaho State (W, 36-28), Sept. 2, 2023
 9 vs. San Jose State* (W, 43-27), Nov. 12, 2022
 8 vs. Texas A&M-Commerce (W, 45-14), Aug. 31, 2024
 8 vs. Boise State* (L, 31-34), Sept. 22, 2023
Bowl: 12 by Syracuse (7) vs. Washington State (5), (Syracuse 52, Washington State 35), Dec. 27, 2024

Fewest Touchdowns / Both Teams

0 vs. Nevada* (L, 0-6), Oct. 21, 2023
 1 vs. Air Force* (L, 3-13), Nov. 26, 2022
 3 vs. Boise State* (W, 17-7), Nov. 15, 2025
 3 vs. Oregon State (L, 0-21), Sept. 7, 2024
 3 vs. Ohio (W, 20-13), Aug. 26, 2023
 3 vs. UNLV* (W, 14-10), Nov. 5, 2022
 3 vs. Hawai'i* (W, 16-14), Oct. 8, 2022
Bowl: 12 by Syracuse (7) vs. Washington State (5), (Syracuse 52, Washington State 35), Dec. 27, 2024

Total Offense

Most Total Yards

540 vs. Colorado State* (W, 45-24), Oct. 3, 2025
 488 vs. Idaho State (W, 38-7), Sept. 10, 2022
 468 vs. Texas A&M-Commerce (W, 45-14), Aug. 31, 2024
 464 vs. Stony Brook (W, 42-0), Aug. 28, 2025
 439 vs. Boise State* (L, 31-34), Sept. 22, 2023
Opp: 550 by UCLA (L, 10-35), Sept. 9, 2023
Bowl: 606 by Syracuse (52-35 vs. Washington State), Dec. 27, 2024

Fewest Total Yards Allowed

95 vs. Stony Brook (W, 42-0), Aug. 28, 2025
 180 vs. Texas A&M-Commerce (W, 45-14), Aug. 31, 2024
 185 vs. Wyoming* (W, 24-7), Nov. 1, 2025
 223 vs. San Jose State* (W, 43-27), Nov. 12, 2022
 242 vs. Nevada* (L, 0-6), Oct. 21, 2023
Bowl: 472 by Syracuse (52-35 vs. Washington State), Dec. 27, 2024

Most Total Yards / Both Teams

895 vs. Colorado State* (W, 45-24), Oct. 3, 2025
 842 vs. Boise State* (L, 31-34), Sept. 22, 2023
 826 vs. Idaho State (W, 38-7), Sept. 10, 2022
 816 vs. New Mexico* (L, 16-21), Nov. 8, 2024
 809 vs. UCLA (L, 10-35), Sept. 9, 2023
Bowl: 1,072 by Syracuse (606) vs. Washington State (472), (Syracuse 52, Washington State 35), Dec. 27, 2024

Fewest Total Yards / Both Teams

446 vs. Nevada* (L, 0-6), Oct. 21, 2023
 472 vs. Air Force* (L, 3-13), Nov. 26, 2022
 559 vs. Stony Brook (W, 42-0), Aug. 28, 2025
 562 vs. Boise State* (W, 17-7), Nov. 15, 2025
 575 vs. Wyoming* (W, 24-7), Nov. 1, 2025
Bowl: 1,072 by Syracuse (606) vs. Washington State (472), (Syracuse 52, Washington State 35), Dec. 27, 2024

Largest Margin of Total Yards

369 vs. Stony Brook (W, 42-0), Aug. 28, 2025
 288 vs. Texas A&M-Commerce (W, 45-14), Aug. 31, 2024
 205 vs. Wyoming* (W, 24-7), Nov. 1, 2025
 202 vs. San Jose State* (W, 43-27), Nov. 12, 2022
 185 vs. Colorado State* (W, 45-24), Oct. 3, 2025

Bowl: 134 by Syracuse (606) vs. Washington State (472), (Syracuse 52, Washington State 35), Dec. 27, 2024

Most Total Plays

88 vs. New Mexico* (L, 16-21), Nov. 8, 2024
 83 vs. Stony Brook (W, 42-0), Aug. 28, 2025
 79 vs. Fresno State* (W, 33-18), Nov. 25, 2023
 73 vs. Texas A&M-Commerce (W, 45-14), Aug. 31, 2024
 72 vs. UNLV* (W, 14-10), Nov. 5, 2022

Opp: 84, twice, by vs. Ohio (W, 20-13), Aug. 26, 2023

Bowl: 74 by Washington State (35-52 vs. Syracuse), Dec. 27, 2024

Most Total Plays / Both Teams

147 vs. New Mexico* (L, 16-21), Nov. 8, 2024
 147 vs. Utah State* (L, 24-32 (20T)), Nov. 4, 2023
 145 vs. Idaho State (W, 36-28), Sept. 2, 2023
 142 vs. Ohio (W, 20-13), Aug. 26, 2023
 142 vs. Idaho State (W, 38-7), Sept. 10, 2022

Bowl: 134 by Washington State (74) vs. Syracuse (60) (Syracuse 52, Washington State 35), Dec. 27, 2024

Highest Yards Per Play

8.18 vs. Colorado State* (W, 45-24), Oct. 3, 2025
 7.07 vs. Idaho State (W, 38-7), Sept. 10, 2022
 6.97 vs. Boise State* (L, 31-34), Sept. 22, 2023
 6.41 vs. Texas A&M-Commerce (W, 45-14), Aug. 31, 2024
 6.29 vs. Wyoming* (W, 24-7), Nov. 1, 2025

Opp: 8.09 by UCLA (L, 10-35), Sept. 9, 2023

Bowl: 10.10 by Syracuse (52-35 vs. Washington State), Dec. 27, 2024

Fewest Yards Allowed Per Play

1.79 vs. Stony Brook (W, 42-0), Aug. 28, 2025
 2.98 vs. Wyoming* (W, 24-7), Nov. 1, 2025
 3.05 vs. Texas A&M-Commerce (W, 45-14), Aug. 31, 2024
 3.85 vs. Nevada* (L, 0-6), Oct. 21, 2023
 4.01 vs. California (W, 34-0), Sept. 20, 2025

Bowl: 6.38 by Syracuse (52-35 vs. Washington State), Dec. 27, 2024

Rushing Offense**Most Rushing Yards**

380 vs. Idaho State (W, 38-7), Sept. 10, 2022
 302 vs. Idaho State (W, 36-28), Sept. 2, 2023
 281 vs. Colorado State* (W, 45-24), Oct. 3, 2025
 277 vs. Boise State* (W, 17-7), Nov. 15, 2025
 268 vs. San Jose State* (W, 43-27), Nov. 12, 2022

Opp: 300 by New Mexico* (L, 16-21), Nov. 8, 2024

Bowl: 153 by Syracuse (52-35 vs. Washington State), Dec. 27, 2024

Fewest Rushing Yards Allowed

28 vs. San Jose State* (W, 43-27), Nov. 12, 2022
 34 vs. Idaho State (W, 36-28), Sept. 2, 2023
 49 vs. Stony Brook (W, 42-0), Aug. 28, 2025
 63 vs. Texas A&M-Commerce (W, 45-14), Aug. 31, 2024
 65 vs. California (W, 34-0), Sept. 20, 2025

Bowl: 109 by Syracuse (52-35 vs. Washington State), Dec. 27, 2024

Most Rushing Yards / Both Teams

460 vs. Idaho State (W, 38-7), Sept. 10, 2022
 446 vs. New Mexico* (L, 16-21), Nov. 8, 2024
 441 vs. Boise State* (W, 17-7), Nov. 15, 2025
 430 vs. Colorado State* (W, 45-24), Oct. 3, 2025
 407 vs. Boise State* (L, 31-34), Sept. 22, 2023

Bowl: 262 by Syracuse (153) vs. Washington State (109), (Syracuse 52, Washington State 35), Dec. 27, 2024

Fewest Rushing Yards / Both Teams

183 vs. Hawai'i* (W, 27-24), Oct. 5, 2024
 185 vs. San Jose State* (W, 43-27), Nov. 12, 2022
 200 vs. California (W, 34-0), Sept. 20, 2025
 217 vs. UNLV* (W, 14-10), Nov. 5, 2022
 241 vs. Hawai'i* (W, 16-14), Oct. 8, 2022

Bowl: 262 by Syracuse (153) vs. Washington State (109), (Syracuse 52, Washington State 35), Dec. 27, 2024

Largest Margin of Rushing Yards

300 vs. Idaho State (W, 38-7), Sept. 10, 2022
 268 vs. Idaho State (W, 36-28), Sept. 2, 2023
 217 vs. Toledo (W, 17-10), Sept. 24, 2022
 191 vs. Texas A&M-Commerce (W, 45-14), Aug. 31, 2024
 179 vs. Stony Brook (W, 42-0), Aug. 28, 2025

Bowl: 44 by Syracuse (153) vs. Washington State (109), (Syracuse 52, Washington State 35), Dec. 27, 2024

Most Rushing Attempts

54 vs. Stony Brook (W, 42-0), Aug. 28, 2025
 53 vs. Fresno State* (W, 33-18), Nov. 25, 2023
 48 vs. Colorado State* (W, 45-24), Oct. 3, 2025
 47 vs. Idaho State (W, 36-28), Sept. 2, 2023
 46 vs. Boise State* (W, 17-7), Nov. 15, 2025
 46 vs. New Mexico* (L, 16-21), Nov. 8, 2024

Opp: 66 by Air Force* (L, 3-13), Nov. 26, 2022

Bowl: 31 by Washington State (35-52 vs. Syracuse), Dec. 27, 2024

Most Rushing Attempts / Both Teams

87 vs. Boise State* (W, 17-7), Nov. 15, 2025
 87 vs. Air Force* (L, 20-31), Nov. 30, 2024
 83 vs. Colorado State* (W, 45-24), Oct. 3, 2025
 82 vs. Stony Brook (W, 42-0), Aug. 28, 2025
 81 vs. New Mexico* (L, 16-21), Nov. 8, 2024
 81 vs. Boise State* (L, 31-34), Sept. 22, 2023
 81 vs. Air Force* (L, 3-13), Nov. 26, 2022
 81 vs. Arizona (L, 20-38), Sept. 3, 2022

Bowl: 57 by Washington State (31) vs. Syracuse (26), (Syracuse 52, Washington State 35), Dec. 27, 2024

Highest Rushing Yards Per Carry

8.84 vs. Idaho State (W, 38-7), Sept. 10, 2022
 6.58 vs. Toledo (W, 17-10), Sept. 24, 2022
 6.43 vs. Idaho State (W, 36-28), Sept. 2, 2023
 6.35 vs. Texas A&M-Commerce (W, 45-14), Aug. 31, 2024
 6.02 vs. Boise State* (W, 17-7), Nov. 15, 2025

Opp: 8.57 by New Mexico* (L, 16-21), Nov. 8, 2024

Bowl: 5.88 by Syracuse (52-35 vs. Washington State), Dec. 27, 2024

Most Rushing Touchdowns

4 vs. Colorado State* (W, 45-24), Oct. 3, 2025
 4 vs. Stony Brook (W, 42-0), Aug. 28, 2025
 4 vs. Idaho State (W, 36-28), Sept. 2, 2023
 3 vs. Boise State* (L, 31-34), Sept. 22, 2023
 3 vs. Idaho State (W, 38-7), Sept. 10, 2022

Opp: 3, twice, last by Air Force* (L, 20-31), Nov. 30, 2024

Bowl: 2 by Syracuse (52-35 vs. Washington State), Dec. 27, 2024

Passing Offense**Most Passing Yards**

322 vs. Hawai'i* (W, 16-14), Oct. 8, 2022
 284 vs. Washington State (L, 26-29), Oct. 26, 2024
 273 vs. Boise State* (L, 31-34), Sept. 22, 2023
 268 vs. San Jose State* (W, 43-27), Nov. 12, 2022
 263 vs. Utah State* (L, 24-32 (20T)), Nov. 4, 2023

Opp: 299 by Arizona (L, 20-38), Sept. 3, 2022

Bowl: 453 by Syracuse (52-35 vs. Washington State), Dec. 27, 2024

Fewest Passing Yards Allowed

14 vs. Air Force* (L, 3-13), Nov. 26, 2022
 46 vs. Stony Brook (W, 42-0), Aug. 28, 2025
 96 vs. Wyoming* (W, 24-7), Nov. 1, 2025
 98 vs. Nevada* (L, 0-6), Oct. 21, 2023
 104 vs. Boise State* (W, 17-7), Nov. 15, 2025

Bowl: 363 by Syracuse (52-35 vs. Washington State), Dec. 27, 2024

Most Passing Yards / Both Teams

541 vs. Washington State (L, 26-29), Oct. 26, 2024
 518 vs. Hawai'i* (W, 16-14), Oct. 8, 2022
 496 vs. Hawai'i* (W, 27-24), Oct. 5, 2024
 492 vs. Utah State* (L, 24-32 (20T)), Nov. 4, 2023
 492 vs. UCLA (L, 10-35), Sept. 9, 2023

Bowl: 816 by Syracuse (453) vs. Washington State (363), (Syracuse 52, Washington State 35), Dec. 27, 2024

Fewest Passing Yards / Both Teams

121 vs. Boise State* (W, 17-7), Nov. 15, 2025
 145 vs. Nevada* (L, 0-6), Oct. 21, 2023
 202 vs. Air Force* (L, 3-13), Nov. 26, 2022
 282 vs. Stony Brook (W, 42-0), Aug. 28, 2025
 290 vs. Wyoming* (W, 24-7), Nov. 1, 2025
 290 vs. Oregon State (L, 0-21), Sept. 7, 2024

Bowl: 816 by Syracuse (453) vs. Washington State (363), (Syracuse 52, Washington State 35), Dec. 27, 2024

Largest Margin of Passing Yards

190 vs. Stony Brook (W, 42-0), Aug. 28, 2025
 174 vs. Air Force* (L, 3-13), Nov. 26, 2022
 126 vs. Hawai'i* (W, 16-14), Oct. 8, 2022
 111 vs. Boise State* (L, 31-34), Sept. 22, 2023
 108 vs. Air Force* (L, 20-31), Nov. 30, 2024

Bowl: 90 by Syracuse (453) vs. Washington State (363), (Syracuse 52, Washington State 35), Dec. 27, 2024

Most Passing Attempts

42 vs. New Mexico* (L, 16-21), Nov. 8, 2024
 41 vs. Washington State (L, 26-29), Oct. 26, 2024
 40 vs. Utah State* (L, 24-32 (20T)), Nov. 4, 2023
 38 vs. UCLA (L, 10-35), Sept. 9, 2023
 36 vs. Hawai'i* (W, 16-14), Oct. 8, 2022

Opp: 63 vs. Idaho State (W, 36-28), Sept. 2, 2023

Bowl: 43 by Washington State (35-52 vs. Syracuse), Dec. 27, 2024

Most Passing Attempts / Both Teams

83 vs. Idaho State (W, 36-28), Sept. 2, 2023
 79 vs. Ohio (W, 20-13), Aug. 26, 2023
 77 vs. Hawai'i* (W, 27-24), Oct. 5, 2024
 72 vs. Utah State* (L, 24-32 (20T)), Nov. 4, 2023
 70 vs. Hawai'i* (W, 16-14), Oct. 8, 2022

Bowl: 77 by Washington State (43) vs. Syracuse (34) (Syracuse 52, Washington State 35), Dec. 27, 2024

Most Passing Completions

28 vs. Washington State (L, 26-29), Oct. 26, 2024
 26 vs. New Mexico* (L, 16-21), Nov. 8, 2024
 26 vs. Utah State* (L, 24-32 (20T)), Nov. 4, 2023
 25 vs. Air Force* (L, 20-31), Nov. 30, 2024
 24 vs. Hawai'i* (W, 27-24), Oct. 5, 2024
 24 vs. Hawai'i* (W, 16-14), Oct. 8, 2022
Opp: 30 by Idaho State (W, 36-28), Sept. 2, 2023
Bowl: 31 by Washington State (35-52 vs. Syracuse), Dec. 27, 2024

Most Passing Completions / Both Teams

50 vs. Hawai'i* (W, 27-24), Oct. 5, 2024
 49 vs. Utah State* (L, 24-32 (20T)), Nov. 4, 2023
 47 vs. Washington State (L, 26-29), Oct. 26, 2024
 44 vs. Hawai'i* (W, 16-14), Oct. 8, 2022
 43 vs. Idaho State (W, 36-28), Sept. 2, 2023
 43 vs. Ohio (W, 20-13), Aug. 26, 2023
Bowl: 55 by Washington State (31) vs. Syracuse (24) (Syracuse 52, Washington State 35), Dec. 27, 2024

Highest Pass Efficiency Rating (min. 12 att.)

235.31 vs. Colorado State* (W, 45-24), Oct. 3, 2025
 206.14 vs. San Jose State* (W, 43-27), Nov. 12, 2022
 188.47 vs. California (W, 34-0), Sept. 20, 2025
 187.07 vs. Boise State* (L, 31-34), Sept. 22, 2023
 150.97 vs. Hawai'i* (W, 16-14), Oct. 8, 2022
Opp: 181.94 vs. UCLA (L, 10-35), Sept. 9, 2023
Bowl: 231.04 by Syracuse (52-35 vs. Washington State), Dec. 27, 2024

Most Passing Touchdowns

3 vs. Utah State* (L, 24-32 (20T)), Nov. 4, 2023
 3 vs. San Jose State* (W, 43-27), Nov. 12, 2022
 2 vs. Colorado State* (W, 45-24), Oct. 3, 2025
 2 vs. Texas A&M-Commerce (W, 45-14), Aug. 31, 2024
 2 vs. Ohio (W, 20-13), Aug. 26, 2023
 2 vs. UNLV* (W, 14-10), Nov. 5, 2022
Opp: 4 by Arizona (L, 20-38), Sept. 3, 2022
Bowl: 5 by Syracuse (52-35 vs. Washington State), Dec. 27, 2024

Turnovers**Most Turnovers Gained**

4 vs. Wyoming* (W, 24-7), Nov. 1, 2025
 4 vs. UNLV* (W, 14-10), Nov. 5, 2022
 4 vs. Toledo (W, 17-10), Sept. 24, 2022
 3 vs. California (W, 34-0), Sept. 20, 2025
 3 vs. Texas A&M-Commerce (W, 45-14), Aug. 31, 2024
 3 vs. Idaho State (W, 36-28), Sept. 2, 2023
 3 vs. Ohio (W, 20-13), Aug. 26, 2023
Opp: 3, three times, last by UCLA (L, 10-35), Sept. 9, 2023
Bowl: 2 by Syracuse (52-35 vs. Washington State), Dec. 27, 2024

Most Interceptions

3 vs. Wyoming* (W, 24-7), Nov. 1, 2025
 3 vs. Idaho State (W, 36-28), Sept. 2, 2023
 3 vs. Ohio (W, 20-13), Aug. 26, 2023
 3 vs. Toledo (W, 17-10), Sept. 24, 2022
 2 vs. California (W, 34-0), Sept. 20, 2025
 2 vs. UNLV* (W, 14-10), Nov. 5, 2022
Opp: 3 by UCLA (L, 10-35), Sept. 9, 2023
Bowl: 2 by Syracuse (52-35 vs. Washington State), Dec. 27, 2024

Most Fumbles Forced

2 vs. Texas A&M-Commerce (W, 45-14), Aug. 31, 2024
 2 vs. UCLA (L, 10-35), Sept. 9, 2023
 2 vs. UNLV* (W, 14-10), Nov. 5, 2022
 1, six times, last vs. Boise State* (W, 17-7), Nov. 15, 2025
Opp: 3 by Idaho State (W, 36-28), Sept. 2, 2023

Most Fumbles Recovered

2 vs. Texas A&M-Commerce (W, 45-14), Aug. 31, 2024
 2 vs. UCLA (L, 10-35), Sept. 9, 2023
 2 vs. UNLV* (W, 14-10), Nov. 5, 2022
 1, six times, last vs. Wyoming* (W, 24-7), Nov. 1, 2025
Opp: 2, three times, last vs. Boise State* (L, 31-34), Sept. 22, 2023

Most Turnovers / Both Teams

6 vs. Wyoming* (W, 24-7), Nov. 1, 2025
 6 vs. Idaho State (W, 36-28), Sept. 2, 2023
 5 vs. UCLA (L, 10-35), Sept. 9, 2023
 5 vs. UNLV* (W, 14-10), Nov. 5, 2022
 5 vs. Toledo (W, 17-10), Sept. 24, 2022
Bowl: 2 by Washington State (2) vs. Syracuse (0) (Syracuse 52, Washington State 35), Dec. 27, 2024

Special Teams**Most Field Goals**

4 vs. Fresno State* (W, 33-18), Nov. 25, 2023
 3 vs. New Mexico* (L, 16-21), Nov. 8, 2024
 3 vs. Hawai'i* (W, 16-14), Oct. 8, 2022
 2, seven times, last vs. California (W, 34-0), Sept. 20, 2025
Opp: 2, four times, last by Nevada* (L, 0-6), Oct. 21, 2023
Bowl: 1 by Syracuse (52-35 vs. Washington State), Dec. 27, 2024

Most Punts

9 vs. Toledo (W, 17-10), Sept. 24, 2022
 8 vs. Oregon State (L, 0-21), Sept. 7, 2024
 7 vs. Wyoming* (W, 24-7), Nov. 1, 2025
 7 vs. UCLA (L, 10-35), Sept. 9, 2023
 6, seven times, last vs. Boise State* (W, 17-7), Nov. 15, 2025
Opp: 11 by Idaho State (W, 38-7), Sept. 10, 2022
Bowl: 2 by Syracuse (52-35 vs. Washington State), Dec. 27, 2024

Fewest Punts

1 vs. Air Force* (L, 20-31), Nov. 30, 2024
 2 vs. Colorado State* (W, 45-24), Oct. 3, 2025
 2 vs. San Jose State* (W, 43-27), Nov. 12, 2022
 3 vs. Texas A&M-Commerce (W, 45-14), Aug. 31, 2024
 3 vs. Fresno State* (W, 33-18), Nov. 25, 2023
 3 vs. Boise State* (L, 31-34), Sept. 22, 2023
 3 vs. Ohio (W, 20-13), Aug. 26, 2023
Opp: 1, by Air Force (L, 20-31), Nov. 30, 2024
Bowl: 1 by Washington State (35-52 vs. Syracuse), Dec. 27, 2024

Highest Punt Average (min. 3 punts)

56.3 vs. Ohio (W, 20-13), Aug. 26, 2023
 52.2 vs. Stony Brook (W, 42-0), Aug. 28, 2025
 50.2 vs. UNLV* (W, 14-10), Nov. 5, 2022
 49.7 vs. Wyoming* (W, 24-7), Nov. 1, 2025
 47.6 vs. Hawai'i* (W, 27-24), Oct. 5, 2024
Opp: 50.8, by Boise State* (L, 31-34), Sept. 22, 2023

Most Kick Returns

6 vs. Air Force* (L, 20-31), Nov. 30, 2024
 4 vs. New Mexico* (L, 16-21), Nov. 8, 2024
 4 vs. Idaho State (W, 36-28), Sept. 2, 2023
 4 vs. Air Force* (L, 3-13), Nov. 26, 2022
 4 vs. San Jose State* (W, 43-27), Nov. 12, 2022
Opp: 6 by Fresno State* (W, 33-18), Nov. 25, 2023
Bowl: 5 by Washington State (35-52 vs. Syracuse), Dec. 27, 2024

Most Kick Return Yards

125 vs. San Jose State* (W, 43-27), Nov. 12, 2022
 105 vs. Air Force* (L, 20-31), Nov. 30, 2024
 105 vs. New Mexico* (L, 16-21), Nov. 8, 2024
 104 vs. Boise State* (L, 31-34), Sept. 22, 2023
 83 vs. Air Force* (L, 3-13), Nov. 26, 2022
Opp: 130 by Fresno State* (W, 33-18), Nov. 25, 2023
Bowl: 132 by Washington State (35-52 vs. Syracuse), Dec. 27, 2024

Highest Kick Return Average (min. 2 KR)

34.7 vs. Boise State* (L, 31-34), Sept. 22, 2023
 31.2 vs. San Jose State* (W, 43-27), Nov. 12, 2022
 28.5 vs. Idaho State (W, 38-7), Sept. 10, 2022
 26.2 vs. New Mexico* (L, 16-21), Nov. 8, 2024
 25.3 vs. Toledo (W, 17-10), Sept. 24, 2022
Opp: 30.3 vs. Idaho State (W, 36-28), Sept. 2, 2023
Bowl: 26.4 by Washington State (35-52 vs. Syracuse), Dec. 27, 2024

Most Punt Returns

9 vs. Stony Brook (W, 42-0), Aug. 28, 2025
 7 vs. Idaho State (W, 38-7), Sept. 10, 2022
 5 vs. Utah State* (L, 24-32 (20T)), Nov. 4, 2023
 4 vs. Wyoming* (W, 24-7), Nov. 1, 2025
 3 vs. Hawai'i* (W, 27-24), Oct. 5, 2024
 3 vs. Boise State* (L, 31-34), Sept. 22, 2023
 3 vs. UNLV* (W, 14-10), Nov. 5, 2022
Opp: 3, four times, last by Oregon State (L, 0-21), Sept. 7, 2024
Bowl: 2 by Washington State (35-52 vs. Syracuse), Dec. 27, 2024

Most Punt Return Yards

89 vs. Stony Brook (W, 42-0), Aug. 28, 2025
 73 vs. Idaho State (W, 38-7), Sept. 10, 2022
 61 vs. Boise State* (L, 31-34), Sept. 22, 2023
 35 vs. Utah State* (L, 24-32 (20T)), Nov. 4, 2023
 34 vs. Hawai'i* (W, 27-24), Oct. 5, 2024
Opp: 24 by Toledo (W, 17-10), Sept. 24, 2022
Bowl: 34 by Syracuse (52-35 vs. Washington State), Dec. 27, 2024

Highest Punt Return Average (min. 2 PR)

20.3 vs. Boise State* (L, 31-34), Sept. 22, 2023
 11.5 vs. Arizona (L, 20-38), Sept. 3, 2022
 11.3 vs. Hawai'i* (W, 27-24), Oct. 5, 2024
 10.4 vs. Idaho State (W, 38-7), Sept. 10, 2022
 9.9 vs. Stony Brook (W, 42-0), Aug. 28, 2025
Opp: 12.0 by Toledo (W, 17-10), Sept. 24, 2022
Bowl: 16.0 by Washington State (35-52 vs. Syracuse), Dec. 27, 2024

Miscellaneous**Most Time of Possession**

40:51 vs. Fresno State* (W, 33-18), Nov. 25, 2023
 39:30 vs. San Jose State* (W, 43-27), Nov. 12, 2022
 37:25 vs. Stony Brook (W, 42-0), Aug. 28, 2025
 36:10 vs. Hawai'i* (W, 16-14), Oct. 8, 2022
 35:02 vs. New Mexico* (L, 16-21), Nov. 8, 2024
Opp: 41:07 by Oregon State (L, 0-21), Sept. 7, 2024
Bowl: 34:36 by Washington State (35-52 vs. Syracuse), Dec. 27, 2024

Most Penalties

16 vs. Texas A&M-Commerce (W, 45-14), Aug. 31, 2024
 14 vs. Idaho State (W, 36-28), Sept. 2, 2023
 11 vs. Toledo (W, 17-10), Sept. 24, 2022
 9 vs. Colorado State* (W, 45-24), Oct. 3, 2025
 9 vs. Hawai'i* (W, 27-24), Oct. 5, 2024
 9 vs. Utah State* (L, 24-32 (20T)), Nov. 4, 2023
Opp: 15, by Texas A&M-Commerce (W, 45-14), Aug. 31, 2024
Bowl: 7 by Syracuse (52-35 vs. Washington State), Dec. 27, 2024

Fewest Penalties

2 vs. Boise State* (W, 17-7), Nov. 15, 2025
 2 vs. Fresno State* (W, 33-18), Nov. 25, 2023
 2 vs. UNLV* (W, 14-10), Nov. 5, 2022
 4 vs. UCLA (L, 10-35), Sept. 9, 2023
 4 vs. Hawai'i* (W, 16-14), Oct. 8, 2022

Opp: 1, twice, last: by Fresno State* (W, 33-18), Nov. 25, 2023
 Bowl: 3 by Washington State (35-52 vs. Syracuse), Dec. 27, 2024

Most Penalties / Both Teams

31 vs. Texas A&M-Commerce (W, 45-14), Aug. 31, 2024
 20 vs. Idaho State (W, 36-28), Sept. 2, 2023
 17 vs. Nevada* (L, 0-6), Oct. 21, 2023
 17 vs. Toledo (W, 17-10), Sept. 24, 2022
 16 vs. New Mexico* (L, 16-21), Nov. 8, 2024
 16 vs. Hawai'i* (W, 27-24), Oct. 5, 2024

Bowl: 10 by Syracuse (7) vs. Washington State (3) (Syracuse 52, Washington State 35), Dec. 27, 2024

Fewest Penalties / Both Teams

3 vs. Fresno State* (W, 33-18), Nov. 25, 2023
 6 vs. Boise State* (W, 17-7), Nov. 15, 2025
 6 vs. UNLV* (W, 14-10), Nov. 5, 2022
 6 vs. Hawai'i* (W, 16-14), Oct. 8, 2022
 8 vs. Air Force* (L, 20-31), Nov. 30, 2024
 8 vs. San Jose State* (W, 43-27), Nov. 12, 2022

Bowl: 10 by Washington State (3) vs. Syracuse (7) (Syracuse 52, Washington State 35), Dec. 27, 2024

Most Penalty Yards

149 vs. Texas A&M-Commerce (W, 45-14), Aug. 31, 2024
 125 vs. Idaho State (W, 36-28), Sept. 2, 2023
 104 vs. Hawai'i* (W, 27-24), Oct. 5, 2024
 103 vs. Toledo (W, 17-10), Sept. 24, 2022
 89 vs. Colorado State* (W, 45-24), Oct. 3, 2025

Opp: 124 by Texas A&M-Commerce (W, 45-14), Aug. 31, 2024
 Bowl: 50 by Syracuse (52-35 vs. Washington State), Dec. 27, 2024

Fewest Penalty Yards

10 vs. Fresno State* (W, 33-18), Nov. 25, 2023
 15 vs. Boise State* (W, 17-7), Nov. 15, 2025
 15 vs. UNLV* (W, 14-10), Nov. 5, 2022
 23 vs. Boise State* (L, 31-34), Sept. 22, 2023
 33 vs. Hawai'i* (W, 16-14), Oct. 8, 2022

Opp: 5 by San Jose State* (W, 43-27), Nov. 12, 2022
 Bowl: 40 by Washington State (35-52 vs. Syracuse), Dec. 27, 2024

Most Penalty Yards / Both Teams

273 vs. Texas A&M-Commerce (W, 45-14), Aug. 31, 2024
 188 vs. Idaho State (W, 36-28), Sept. 2, 2023
 179 vs. Hawai'i* (W, 27-24), Oct. 5, 2024
 169 vs. New Mexico* (L, 16-21), Nov. 8, 2024
 156 vs. Toledo (W, 17-10), Sept. 24, 2022

Bowl: 90 by Syracuse (50) vs. Washington State (40) (Syracuse 52, Washington State 35), Dec. 27, 2024

Fewest Penalty Yards / Both Teams

18 vs. Fresno State* (W, 33-18), Nov. 25, 2023
 44 vs. Hawai'i* (W, 16-14), Oct. 8, 2022
 51 vs. UNLV* (W, 14-10), Nov. 5, 2022
 58 vs. Boise State* (L, 31-34), Sept. 22, 2023
 60 vs. Boise State* (W, 17-7), Nov. 15, 2025

Bowl: 90 by Washington State (40) vs. Syracuse (50) (Syracuse 52, Washington State 35), Dec. 27, 2024

Most First Downs

26 vs. New Mexico* (L, 16-21), Nov. 8, 2024
 24 vs. Colorado State* (W, 45-24), Oct. 3, 2025
 24 vs. Stony Brook (W, 42-0), Aug. 28, 2025
 24 vs. Air Force* (L, 20-31), Nov. 30, 2024
 23 vs. Texas A&M-Commerce (W, 45-14), Aug. 31, 2024
 23 vs. San Jose State* (W, 43-27), Nov. 12, 2022

Opp: 26 by UCLA (L, 10-35), Sept. 9, 2023
 Bowl: 28 by Syracuse (52-35 vs. Washington State), Dec. 27, 2024

Fewest First Downs Allowed

6 vs. Stony Brook (W, 42-0), Aug. 28, 2025
 9 vs. Wyoming* (W, 24-7), Nov. 1, 2025
 14 vs. Boise State* (W, 17-7), Nov. 15, 2025
 14 vs. Air Force* (L, 3-13), Nov. 26, 2022
 14 vs. San Jose State* (W, 43-27), Nov. 12, 2022
 14 vs. UNLV* (W, 14-10), Nov. 5, 2022
 14 vs. Idaho State (W, 38-7), Sept. 10, 2022

Bowl: 24 by Syracuse (52-35 vs. Washington State), Dec. 27, 2024

Most First Downs / Both Teams

47 vs. New Mexico* (L, 16-21), Nov. 8, 2024
 46 vs. Colorado State* (W, 45-24), Oct. 3, 2025
 45 vs. Air Force* (L, 20-31), Nov. 30, 2024
 43 vs. Washington State (L, 26-29), Oct. 26, 2024
 43 vs. Hawai'i* (W, 27-24), Oct. 5, 2024
 43 vs. UCLA (L, 10-35), Sept. 9, 2023

Bowl: 52 by Syracuse (28) vs. Washington State (24) (Syracuse 52, Washington State 35), Dec. 27, 2024

Fewest First Downs / Both Teams

22 vs. Air Force* (L, 3-13), Nov. 26, 2022
 25 vs. Wyoming* (W, 24-7), Nov. 1, 2025
 26 vs. Boise State* (W, 17-7), Nov. 15, 2025
 26 vs. Nevada* (L, 0-6), Oct. 21, 2023
 30 vs. Stony Brook (W, 42-0), Aug. 28, 2025
 30 vs. Oregon State (L, 0-21), Sept. 7, 2024

Bowl: 52 by Syracuse (28) vs. Washington State (24) (Syracuse 52, Washington State 35), Dec. 27, 2024

Most Third Down Conversions

11 vs. New Mexico* (L, 16-21), Nov. 8, 2024
 9 vs. Stony Brook (W, 42-0), Aug. 28, 2025
 8 vs. Air Force* (L, 20-31), Nov. 30, 2024
 8 vs. Fresno State* (W, 33-18), Nov. 25, 2023
 7 vs. Colorado State* (W, 45-24), Oct. 3, 2025
 7 vs. Utah State* (L, 24-32 (20T)), Nov. 4, 2023
 7 vs. Boise State* (L, 31-34), Sept. 22, 2023
 7 vs. Hawai'i* (W, 16-14), Oct. 8, 2022

Opp: 9, by Oregon State (L, 0-21), Sept. 7, 2024
 Bowl: 8 by Washington State (35-52 vs. Syracuse), Dec. 27, 2024

Fewest Third Down Conversions Allowed

1 vs. Fresno State* (W, 33-18), Nov. 25, 2023
 2 vs. Stony Brook (W, 42-0), Aug. 28, 2025
 3 vs. Nevada* (L, 0-6), Oct. 21, 2023
 3 vs. Hawai'i* (W, 16-14), Oct. 8, 2022
 4 vs. Colorado State* (W, 45-24), Oct. 3, 2025
 4 vs. Texas A&M-Commerce (W, 45-14), Aug. 31, 2024
 4 vs. Air Force* (L, 3-13), Nov. 26, 2022

Bowl: 2 by Washington State (35-52 vs. Syracuse), Dec. 27, 2024

Highest Third-Down Conversion Percentage

63.6 vs. Colorado State* (W, 45-24), Oct. 3, 2025
 57.1 vs. Air Force* (L, 20-31), Nov. 30, 2024
 55.0 vs. New Mexico* (L, 16-21), Nov. 8, 2024
 53.8 vs. Boise State* (L, 31-34), Sept. 22, 2023
 47.4 vs. Stony Brook (W, 42-0), Aug. 28, 2025

Opp: 66.7 by Air Force* (L, 20-31), Nov. 30, 2024
 Bowl: 50.0 by Washington State (35-52 vs. Syracuse), Dec. 27, 2024

Lowest Third-Down Conversion Percentage Allowed

11.1 vs. Fresno State* (W, 33-18), Nov. 25, 2023
 13.3 vs. Stony Brook (W, 42-0), Aug. 28, 2025
 16.7 vs. Wyoming* (W, 24-7), Nov. 1, 2025
 23.5 vs. Air Force* (L, 3-13), Nov. 26, 2022
 25.0 vs. Boise State* (W, 17-7), Nov. 15, 2025
 25.0 vs. Nevada* (L, 0-6), Oct. 21, 2023

Bowl: 33.0 by Washington State (35-52 vs. Syracuse), Dec. 27, 2024

Highest Attendance

34,046 vs. Arizona (L, 20-38), Sept. 3, 2022
 33,073 vs. Hawai'i* (W, 16-14), Oct. 8, 2022
 32,017 vs. UCLA (L, 10-35), Sept. 9, 2023
 31,369 vs. California (W, 34-0), Sept. 20, 2025
 31,307 vs. Hawai'i* (W, 27-24), Oct. 5, 2024

Bowl: 23,920, Syracuse 52, Washington State 35, Dec. 27, 2024

Warmest Temperature (at Kickoff)

100 vs. Arizona (L, 20-38), Sept. 3, 2022
 87 vs. Oregon State (L, 0-21), Sept. 7, 2024
 86 vs. Toledo (W, 17-10), Sept. 24, 2022
 85 vs. UCLA (L, 10-35), Sept. 9, 2023
 83 vs. Ohio (W, 20-13), Aug. 26, 2023
 83 vs. Idaho State (W, 38-7), Sept. 10, 2022

Bowl: 59, Syracuse 52, Washington State 35, Dec. 27, 2024

Coldest Temperature (at Kickoff)

55 vs. Fresno State* (W, 33-18), Nov. 25, 2023
 55 vs. San Jose State* (W, 43-27), Nov. 12, 2022
 58 vs. Air Force* (L, 20-31), Nov. 30, 2024
 58 vs. New Mexico* (L, 16-21), Nov. 8, 2024
 59 vs. Air Force* (L, 3-13), Nov. 26, 2022

Bowl: 59, Syracuse 52, Washington State 35, Dec. 27, 2024

INDIVIDUAL SINGLE-GAME**Most Rushing Yards**

223, Marquez Cooper vs. Texas A&M-Commerce, Aug. 31, 2024
 158, Lucky Sutton vs. Wyoming*, Nov. 1, 2025
 150, Lucky Sutton vs. Boise State*, Nov. 15, 2025
 132, Jalen Mayden vs. Idaho State, Sept. 2, 2023
 129, Byron Cardwell, Jr. vs. Colorado State*, Oct. 3, 2025
 123, Marquez Cooper vs. New Mexico*, Nov. 8, 2024
 115, Jordan Byrd vs. Toledo, Sept. 24, 2022
 113, Lucky Sutton vs. Colorado State*, Oct. 3, 2025
 109, Marquez Cooper vs. Hawai'i*, Oct. 5, 2024
 100, Lucky Sutton vs. Stony Brook, Aug. 28, 2025

Opp: 205, Ashton Jeanty, Boise State*, Sept. 22, 2023
 Bowl: 120, LeQuint Allen, Syracuse vs. Washington State, Dec. 27, 2024

Most Rushing Attempts

35, Marquez Cooper vs. New Mexico*, Nov. 8, 2024
 30, Marquez Cooper vs. Hawai'i, Oct. 5, 2024
 28, Lucky Sutton vs. Wyoming*, Nov. 1, 2025
 27, Marquez Cooper vs. Texas A&M-Commerce, Aug. 31, 2024
 25, Lucky Sutton vs. Boise State*, Nov. 15, 2025

Opp: 35, Brad Roberts, Air Force*, Nov. 26, 2022
 Bowl: 17, LeQuint Allen, Syracuse vs. Washington State, Dec. 27, 2024

Most Rushing Touchdowns

2, 10 times, last Jayden Denegal vs. Boise State*, Nov. 15, 2025
 Opp: 2, four times, most recent Dylan Carson, Air Force*, Nov. 30, 2024
 Bowl: 2, LeQuint Allen, Syracuse vs. Washington State, Dec. 27, 2024

Longest Rush

70t, Jalen Mayden vs. Fresno State*, Nov. 25, 2023
 62, Lucky Sutton vs. Utah State*, Nov. 4, 2023
 61, Jaylon Armstead vs. Idaho State, Sept. 10, 2022
 61t, Jalen Mayden vs. Idaho State, Sept. 2, 2023
 53t, Jordan Byrd vs. Idaho State, Sept. 10, 2022
 Opp: 68t, Eli Sanders, New Mexico*, Nov. 8, 2024
 Bowl: 27, LeQuint Allen, Syracuse vs. Washington State, Dec. 27, 2024

Most Passing Yards

322, Jalen Mayden vs. Hawai'i*, Oct. 8, 2022
 268, Jalen Mayden vs. San Jose State*, Nov. 12, 2022
 265, Jalen Mayden vs. Utah State*, Nov. 4, 2023
 256, Jayden Denegal vs. Colorado State*, Oct. 3, 2025
 241, Jalen Mayden vs. Boise State*, Sept. 22, 2023
 Opp: 299, Jayden de Laura, Arizona, Sept. 3, 2022
 Bowl: 453, Kyle McCord, Syracuse vs. Washington State, Dec. 27, 2024

Most Passing Attempts

41, Danny O'Neil vs. New Mexico*, Nov. 8, 2024
 39, Jalen Mayden vs. Utah State*, Nov. 4, 2023
 37, Jalen Mayden vs. UCLA, Sept. 9, 2023
 36, Jalen Mayden vs. Hawai'i*, Oct. 8, 2022
 34, Danny O'Neil vs. Washington State, Oct. 26, 2024
 Opp: 44, Brayden Schager, Hawai'i, Oct. 5, 2024
 Bowl: 43, Zevi Eckhaus, Washington State vs. Syracuse, Dec. 27, 2024

Most Passing Completions

26, Danny O'Neil vs. New Mexico*, Nov. 8, 2024
 25, Jalen Mayden vs. Utah State*, Nov. 4, 2023
 24, Danny O'Neil vs. Air Force*, Nov. 30, 2024
 24, Danny O'Neil vs. Hawai'i, Oct. 5, 2024
 24, Jalen Mayden vs. Hawai'i*, Oct. 8, 2022
 Opp: 26, Brayden Schager, Hawai'i, Oct. 5, 2024
 Bowl: 34, Zevi Eckhaus, Washington State vs. Syracuse, Dec. 27, 2024

Highest Pass Efficiency Rating (min. 12 att.)

256.90, Jayden Denegal vs. Colorado State*, Oct. 3, 2025
 215.51, Jalen Mayden vs. San Jose State*, Nov. 12, 2022
 188.47, Jayden Denegal vs. California, Sept. 20, 2025
 179.75, Jalen Mayden vs. Boise State*, Sept. 22, 2023
 150.97, Jalen Mayden vs. Hawai'i*, Oct. 8, 2022
 Opp: 210.85, Cooper Legas, Utah State*, Nov. 4, 2023
 Bowl: 231.04, Kyle McCord, Syracuse vs. Washington State, Dec. 27, 2024

Most Passing Touchdowns

3, Jalen Mayden vs. Utah State*, Nov. 4, 2023
 3, Jalen Mayden vs. San Jose State*, Nov. 12, 2022
 2, Jayden Denegal vs. Colorado State*, Oct. 3, 2025
 2, Danny O'Neil vs. Texas A&M-Commerce, Aug. 31, 2024
 2, Jalen Mayden vs. Ohio, Aug. 26, 2023
 2, Jalen Mayden vs. UNLV*, Nov. 5, 2022
 Opp: 4, Jayden de Laura, Arizona, Sept. 3, 2022
 Bowl: 5, Kyle McCord, Syracuse vs. Washington State, Dec. 27, 2024

Longest Pass

80, Jayden Denegal vs. California, Sept. 20, 2025
 66t, Jalen Mayden vs. San Jose State*, Nov. 12, 2022
 61, Jordan Napier vs. Colorado State*, Oct. 3, 2025
 48, Danny O'Neil vs. Hawai'i*, Oct. 5, 2024
 44t, Danny O'Neil vs. Texas A&M-Commerce, Aug. 31, 2024
 44, Jayden Denegal vs. Stony Brook, Aug. 28, 2025
 44, Jayden Denegal vs. Stony Brook, Aug. 28, 2025
 Opp: 81t, Dante Moore, UCLA, Sept. 9, 2023
 Bowl: 66t, Zevi Eckhaus, Washington State vs. Syracuse, Dec. 27, 2024

Most Receptions

10, Ja'Shaun Poke vs. Washington State, Oct. 26, 2024
 9, Jordan Napier vs. California, Sept. 20, 2025
 9, Jordan Napier vs. New Mexico*, Nov. 8, 2024
 8, Kenan Christon vs. Utah State*, Nov. 4, 2023
 8, Tyrell Shavers vs. Hawai'i*, Oct. 8, 2022
 Opp: 10, Sam Wiglus, Ohio, Aug. 26, 2023
 Bowl: 10, Kyle Williams, Washington State vs. Syracuse, Dec. 27, 2024

Most Receiving Yards

153, Jordan Napier vs. Colorado State*, Oct. 3, 2025
 151, Jordan Napier vs. California, Sept. 20, 2025
 149, Tyrell Shavers vs. Hawai'i*, Oct. 8, 2022
 117, Baylin Brooks vs. Boise State*, Sept. 22, 2023
 111, Tyrell Shavers vs. San Jose State*, Nov. 12, 2022
 Opp: 152, Jacob Cowing, Arizona, Sept. 3, 2022
 Bowl: 172, Kyle Williams, Washington State vs. Syracuse, Dec. 27, 2024

Most Receiving Touchdowns

2, Mark Redman vs. Ohio, Aug. 26, 2023
 1, 25 times, last Byron Cardwell Jr. vs. Wyoming*, Nov. 1, 2025
 Opp: 3, Jacob Cowing, Arizona, Sept. 3, 2022
 Bowl: 2, Oronde Gadsden II and Trebor Pena, Syracuse vs. Washington State, Dec. 27, 2024

Longest Reception

80, Jordan Napier vs. California, Sept. 20, 2025
 66t, Tyrell Shavers vs. San Jose State*, Nov. 12, 2022
 61, Jordan Napier vs. Colorado State*, Oct. 3, 2025
 48, Nate Bennett vs. Hawai'i*, Oct. 5, 2024
 44t, Louis Brown IV vs. Texas A&M-Commerce, Aug. 31, 2024
 44, Donovan Brown vs. Stony Brook, Aug. 28, 2025
 44, Mikey Welsh vs. Stony Brook, Aug. 28, 2025
 Opp: 81t, Josiah Norwood, UCLA, Sept. 9, 2023
 Bowl: 66, Kyle Williams, Washington State vs. Syracuse, Dec. 27, 2024

Most Total Offense Yards

331, Jalen Mayden vs. Hawai'i*, Oct. 8, 2022
 329, Jalen Mayden vs. San Jose State*, Nov. 12, 2022
 326, Jalen Mayden vs. Boise State*, Sept. 22, 2023
 285, Jalen Mayden vs. Fresno State*, Nov. 25, 2023
 260, Jalen Mayden vs. Utah State*, Nov. 4, 2023
 Opp: 302, Devon Dampier, New Mexico*, Nov. 8, 2024
 Bowl: 446, Kyle McCord, Syracuse vs. Washington State, Dec. 27, 2024

Most All-Purpose Yards

233, Marquez Cooper vs. Texas A&M-Commerce, Aug. 31, 2024
 173, Jordan Napier vs. California, Sept. 20, 2025
 171, Jordan Napier vs. Colorado State*, Oct. 3, 2025
 169, Jordan Byrd vs. Idaho State, Sept. 10, 2022
 163, Jordan Byrd vs. Toledo, Sept. 24, 2022
 Opp: 254, Ashton Jeanty, Boise State*, Sept. 22, 2023
 Bowl: 172, Kyle Williams, Washington State vs. Syracuse, Dec. 27, 2024

Most Points

18, Marquez Cooper vs. Air Force*, Nov. 30, 2024
 12, 11 times, last Jayden Denegal vs. Boise St.*, Nov. 15, 2025
 Opp: 18, Jacob Cowing, Arizona, Sept. 3, 2022
 Bowl: 12, Oronde Gadsden II and Trebor Pena, Syracuse vs. Washington State, Dec. 27, 2024

Most Touchdowns

3, Marquez Cooper vs. Air Force*, Nov. 30, 2024
 2, 11 times, last Jayden Denegal vs. vs. Boise St.*, Nov. 15, 2025
 Opp: 3, Jacob Cowing, Arizona, Sept. 3, 2022
 Bowl: 2, Oronde Gadsden II and Trebor Pena, Syracuse vs. Washington State, Dec. 27, 2024

Most Tackles

13, Owen Chambliss vs. Wyoming*, Nov. 1, 2025
 13, Cody Moon vs. Utah State*, Nov. 4, 2023
 12, Zyrus Fiasseu vs. UCLA, Sept. 9, 2023
 12, Cody Moon vs. Ohio, Aug. 26, 2023
 12, Michael Shawcroft vs. Air Force*, Nov. 26, 2022
 12, Jonah Tavai vs. Air Force*, Nov. 26, 2022
 Opp: 16, Owen Long, Colorado State*, Oct. 3, 2025
 Bowl: 8, Tyson Durant, Washington State vs. Syracuse, Dec. 27, 2024

Most Tackles For Loss

4.0, Trey White vs. Hawai'i*, Oct. 5, 2024
 3.0, Zyrus Fiasseu vs. Utah State*, Nov. 4, 2023
 3.0, Jonah Tavai vs. San Jose State*, Nov. 12, 2022
 2.5, Eric Butler vs. Boise State*, Sept. 22, 2023
 2.5, Caden McDonald vs. Idaho State, Sept. 10, 2022
 Opp: 4.5, Jalen Dixon, UNLV*, Nov. 5, 2022
 Bowl: 1.0, nine tied

Most Sacks

3.0, Trey White vs. Hawai'i*, Oct. 5, 2024
 3.0, Zyrus Fiasseu vs. Utah State*, Nov. 4, 2023
 3.0, Jonah Tavai vs. San Jose State*, Nov. 12, 2022
 2.0, Trey White vs. Wyoming*, Nov. 1, 2025
 2.0, Niles King vs. Colorado State*, Oct. 3, 2025
 2.0, Trey White vs. Colorado State*, Oct. 3, 2025
 2.0, August Salvati vs. California, Sept. 20, 2025
 2.0, Marlem Louis vs. Hawai'i*, Oct. 5, 2024
 Opp: 2.0, three times, last Blake Fletcher, Air Force*, Nov. 30, 2024
 Bowl: 1.0, three tied

Most Interceptions

1, 21 times, last Owen Chambliss vs. Wyoming*, Nov. 1, 2025
 Opp: 2, Alex Johnson, UCLA, Sept. 9, 2023
 Bowl: 1, Alijah Clark and Jalil Martin, Syracuse vs. Washington State, Dec. 27, 2024

Most Field Goals

4, Jack Browning vs. Fresno State*, Nov. 25, 2023
 3, Gabe Plascencia vs. New Mexico*, Nov. 8, 2024
 3, Jack Browning vs. Hawai'i*, Oct. 8, 2022
 2, eight times, last Gabe Plascencia vs. California, Sept. 20, 2025
 Opp: 2, five times, last Brandon Talton, Nevada*, Oct. 21, 2023
 Bowl: 1, Jackson Kennedy, Syracuse vs. Washington State, Dec. 27, 2024

Longest Field Goal

53, Gabe Plascencia vs. Colorado State*, Oct. 3, 2025
 50, Gabe Plascencia vs. Texas A&M-Commerce, Aug. 31, 2024
 50, Jack Browning vs. Toledo, Sept. 24, 2022
 49, Jack Browning vs. Ohio, Aug. 26, 2023
 47, Gabe Plascencia vs. Boise State*, Nov. 15, 2025
Opp: 45, Matthew Dapore, Air Force, Nov. 30, 2024
Bowl: 30, Jackson Kennedy, Syracuse vs. Washington State, Dec. 27, 2024

Most Punts

9, Jack Browning vs. Toledo, Sept. 24, 2022
 7, Hunter Green vs. Wyoming*, Nov. 1, 2025
 7, Tyler Pastula vs. Oregon State, Sept. 7, 2024
 7, Jack Browning vs. UCLA, Sept. 9, 2023
 6, seven times, last Hunter Green vs. Boise State*, Nov. 15, 2025
Opp: 11, Ian Hershey, Idaho State, Sept. 10, 2022
Bowl: 1, three tied

Highest Punt Average (min. 3 punts)

56.3, Jack Browning vs. Ohio, Aug. 26, 2023
 52.2, Hunter Green vs. Stony Brook, Aug. 8, 2025
 50.2, Jack Browning vs. UNLV*, Nov. 5, 2022
 49.7, Hunter Green vs. Wyoming*, Nov. 1, 2025
 48.8, Tyler Pastula vs. Oregon State, Sept. 7, 2024
Opp: 50.8, James Ferguson-Reynolds, Boise State*, Sept. 22, 2023

Longest Punt

67, Hunter Green vs. Stony Brook, Aug. 8, 2025
 65, Tyler Pastula vs. Hawai'i*, Oct. 5, 2024
 65, Jack Browning vs. Utah State*, Nov. 4, 2023
 64, Tyler Pastula vs. New Mexico*, Nov. 8, 2024
 63, Tyler Pastula vs. Oregon State, Sept. 7, 2024
Opp: 67, James Ferguson-Reynolds, Boise State*, Sept. 22, 2023
Bowl: 42, Dean Janikowski, Washington State vs. Syracuse, Dec. 27, 2024

Most Kick Returns

3, six times, last Ja'Shaun Poke vs. Air Force*, Nov. 30, 2024
Opp: 6, Malik Sherrod, Fresno State*, Nov. 25, 2023
Bowl: 4, Leyton Smithson, Washington State vs. Syracuse, Dec. 27, 2024

Most Kick Return Yards

112, Jordan Byrd vs. San Jose State*, Nov. 12, 2022
 104, Kenan Christon vs. Boise State*, Sept. 22, 2023
 79, Jordan Napier vs. New Mexico*, Nov. 8, 2024
 64, Jordan Byrd vs. Arizona, Sept. 3, 2022
 61, Ja'Shaun Poke vs. Washington State, Oct. 26, 2024
 61, Jordan Byrd vs. Air Force*, Nov. 26, 2022
Opp: 130, Malik Sherrod, Fresno State*, Nov. 25, 2023
Bowl: 120, Leyton Smithson, Washington State vs. Syracuse, Dec. 27, 2024

Highest Kick Return Average (min. 2 KR)

56.0, Jordan Byrd vs. San Jose State*, Nov. 12, 2022
 39.5, Jordan Napier vs. New Mexico*, Nov. 8, 2024
 34.7, Kenan Christon vs. Boise State*, Sept. 22, 2023
 22.5, Jordan Byrd vs. Toledo, Sept. 24, 2022
 22.0, Martin Blake vs. Ohio, Aug. 26, 2023
Opp: 30.3, Chedon James, Idaho State, Sept. 2, 2023
Bowl: 30.0, Leyton Smithson, Washington State vs. Syracuse, Dec. 27, 2024

Longest Kick Return

95, Jordan Byrd vs. San Jose State*, Nov. 12, 2022
 71, Kenan Christon vs. Boise State*, Sept. 22, 2023
 61, Jordan Napier vs. New Mexico*, Nov. 8, 2024
 44, Ja'Shaun Poke vs. Texas A&M-Commerce, Aug. 31, 2024
 37, Jack Browning vs. Air Force*, Nov. 26, 2022
Opp: 49, Kaden Dudley, Boise State*, Sept. 22, 2023
Bowl: 46, Leyton Smithson, Washington State vs. Syracuse, Dec. 27, 2024

Most Punt Returns

7, Jordan Napier vs. Stony Brook, Aug. 8, 2025
 4, Mekhi Shaw vs. Utah State*, Nov. 4, 2023
 4, Jordan Napier vs. Wyoming*, Nov. 1, 2025
 3, Jordan Byrd vs. UNLV*, Nov. 5, 2022
 3, Jordan Byrd vs. Idaho State, Sept. 10, 2022
 2, 10 times, last Jordan Napier vs. Colorado State*, Oct. 3, 2025
Opp: 3, four times, last Trent Walker, Oregon State, Sept. 7, 2024
Bowl: 1, three tied

Most Punt Return Yards

75, Jordan Byrd vs. Idaho State, Sept. 10, 2022
 73, Jordan Napier vs. Stony Brook, Aug. 8, 2025
 36, Dez Malone vs. Boise State*, Sept. 22, 2023
 30, Mekhi Shaw vs. Utah State*, Nov. 4, 2023
 25, Cam Davis vs. Boise State*, Sept. 22, 2023
Opp: 23, Dorian Singer, Arizona, Sept. 3, 2022
Bowl: 34, Trebor Pena, Syracuse vs. Washington State, Dec. 27, 2024

Highest Punt Return Average (min. 2 PR)

25.0, Jordan Byrd vs. Idaho State, Sept. 10, 2022
 12.5, Cam Davis vs. Boise State*, Sept. 22, 2023
 11.0, Mekhi Shaw vs. Hawai'i*, Oct. 5, 2024
 10.4, Jordan Napier vs. Stony Brook, Aug. 8, 2025
 8.5, Mekhi Shaw vs. Idaho State, Sept. 2, 2023
Opp: 12.0, Adam Beale, Toledo, Sept. 24, 2022

Longest Punt Return

66, Jordan Byrd vs. Idaho State, Sept. 10, 2022
 36, Dez Malone vs. Boise State*, Sept. 22, 2023
 34, Jordan Napier vs. Stony Brook, Aug. 8, 2025
 22, Jordan Byrd vs. Arizona, Sept. 3, 2022
 21, Cam Davis vs. Boise State*, Sept. 22, 2023
Opp: 16, Dorian Singer, Arizona, Sept. 3, 2022
Bowl: 34, Trebor Pena, Syracuse vs. Washington State, Dec. 27, 2024