

# NEVADA WOLF PACK

## 2025-26 MEN'S BASKETBALL GAME NOTES

11 NCAA TOURNAMENT APPEARANCES  
22 CONFERENCE CHAMPIONSHIPS  
17 NBA DRAFT PICKS | 6 ALL-AMERICANS

### 2025-26 SCHEDULE

#### NOVEMBER

4	Louisiana Tech	W, 77-50
8	Pacific	W, 78-77
12	Southern Illinois	W, 86-81 (OT)
15	at Santa Clara	L, 83-98
18	UC Davis	L, 71-75
22	UCSB	W, 77-64
27	vs. Washington# (CBSSN)	L, 66-83
28	vs. San Francisco (Tru TV)	W, 81-65

#### DECEMBER

2	UC San Diego	W, 76-70
7	at Washington State	W, 78-64
13	Duquesne	W, 78-75
20	Boise State*	W, 81-66
30	at Colorado State*	W, 75-62

#### JANUARY

3	at Fresno State*	W, 66-65
6	San Diego State* (FS1)	8 P.M.
10	Wyoming*	7 P.M.
14	at Utah State* (CBSSN)	7 P.M.
17	at Air Force*	1 P.M.
20	San Jose State*	7 P.M.
24	at New Mexico* (CBSSN)	5 P.M.
27	Grand Canyon* (FS1)	7:30 P.M.
30	UNLV* (CBSSN)	7 P.M.

#### FEBRUARY

3	at Boise State*	5 P.M.
7	Fresno State*	7 P.M.
14	at San Diego State* (CBSSN)	7 P.M.
17	at San José State*	7 P.M.
21	Utah State* (FS1)	7 P.M.
24	New Mexico* (CBSSN)	8 P.M.
28	at UNLV* (CBSSN)	7 P.M.

#### MARCH

3	at Wyoming*	TBD
7	Air Force*	7 P.M.

Home games in **bold**; All times listed in Pacific

\* Mountain West contest

# Acrisure Classic (Palm Desert, Calif.)

#### MEDIA COVERAGE

TV/Stream ...Mountain West Network/MW App  
PxP/Analyst.....John Ramey/Miles Simon  
Radio.. KNEV 95.5 FM / The Varsity Network app  
PxP/Analyst.....Alex Marguiles

### GAME 15

Tuesday, January 6, 2026 - 8 P.M. • Lawlor Events Center (Reno, Nev.)

NEVADA WOLF PACK  
11-3 (3-0 MOUNTAIN WEST)



VS



SAN DIEGO STATE  
9-4 (3-0 MOUNTAIN WEST)

After securing a thrilling 66-65 win against Fresno State on the road Saturday afternoon, the Pack returns to Lawlor Events Center for a game against San Diego State on Tuesday, Jan 6 at 8 pm.

Nevada fans can watch the matchup on FS1 with John Ramey and Miles Simon on the call.

The radio broadcast can be heard on 95.5 KNEV in Reno and through the Varsity Network App, featuring Alex Marguiles.

#### UP NEXT

Nevada continues to play at Lawlor Events Center with a game against Wyoming on Saturday, January 10, at 7:00 p.m.

#### SERIES

All Time Series.....Nevada losing 8-23  
Current Streak.....L2  
Last Meeting..... Nevada 61, San Diego State 71  
..... March 8, 2025 (San Diego, Calif./ Viejas Arena)

STAT COMPARISON	SDSU	NEV
Points per game	84.1	76.6
Points per game allowed	74.8	71.1
Scoring margin	+9.3	+5.6
FG percentage	48.5	43.4
FG percentage allowed	40.9	43.2
3FG percentage	40.2	36.4
3FG percentage allowed	33.1	34.0
FT percentage	74.0	74.4
Rebounds per game	36.8	35.9
Rebounding margin	+2.4	+1.3
Assists per game	17.0	13.9
Assist/Turnover ratio	1.30	1.60
Steals per game	7.9	7.1
Current streak	W3	W7

### LAST GAME STARTERS



0

Chuck Bailey III  
Jr. | 6-4 | G

GP/GS	PPG	RPG	A	B	S
14/12	8.1	3.6	21	3	9



7

Vauhn Weems  
Jr. | 6-5 | G

GP/GS	PPG	RPG	A	B	S
12/5	6.7	3.3	10	4	10



12

Tayshawn Comer  
Sr. | 6-1 | G

GP/GS	PPG	RPG	A	B	S
14/13	14.1	2.1	49	1	16



1

Elijah Price  
R-So. | 6-9 | F

GP/GS	PPG	RPG	A	B	S
14/14	11.7	8.2	14	26	17



6

Kaleb Lowery  
Gr. | 6-8 | F

GP/GS	PPG	RPG	A	B	S
13/7	3.2	2.1	9	6	3

#### NEVADA COMMUNICATIONS

Legacy Hall/MS 232  
Reno, NV 89557-2232

AARON JUAREZ: Assistant AD, Strategic Communications, [aaronjuarez@unr.edu](mailto:aaronjuarez@unr.edu)

FRANCESCA CARRERA: Assistant Director, [fcarrera@unr.edu](mailto:fcarrera@unr.edu) | ANDRESSA CHOLODOVSKIS: Social Media Coord., [acholodovskislima@unr.edu](mailto:acholodovskislima@unr.edu)

TOM PATTERSON: Graduate Assistant, [thomaspatterson@unr.edu](mailto:thomaspatterson@unr.edu) | TRINITY SANDRIDGE: Graduate Assistant, [tsandridge@unr.edu](mailto:tsandridge@unr.edu)

## 2025-26 NEVADA MEN'S BASKETBALL ROSTER

#	Name	Pos.	Yr.	Ht.	Wt.	Hometown/Last School
0	Chuck Bailey III	G	Jr.	6-4	218	Detroit, Mich. (Hamtramck HS / Evansville)
1	Elijah Price	F	R-So.	6-9	215	Long Beach, Calif. (St. Anthony's HS / Drake/Fresno State)
2	Myles Walker	G	Fr.	5-10	163	Riverside, Calif. (Eleanor Roosevelt HS)
3	Tyler Rolison	G	Jr.	6-0	190	Los Angeles, Calif. (St. Bernard HS)
4	Corey Camper Jr.	G	5Y.	6-5	181	Little Rock, Ark. (Little Rock Central HS/ Tyler JC/UTEP)
5	Amire Robinson	G	R-Jr.	6-3	198	Akron, Ohio (John R. Buchtel Community Learning Center)
6	Kaleb Lowery	F	6Y.	6-8	217	San Diego, Calif. (Santa Clarita Christian School / The Master's College)
7	Vaughn Weems	G	Jr.	6-5	197	Federal Way, Wa. (Federal Way High School / North Idaho College)
10	Jeriah Coleman	C	6Y.	7-1	231	Anchorage, Alaska (Great Bridge Christian (Va.) / Clarendon College / Saint Francis)
12	Tayshawn Comer	G	Sr.	6-1	204	Indianapolis, Ind. (Cathedral High School/ Eastern Kentucky/ Evansville)
17	Peyton White	F	Fr.	6-6	233	Encino, Calif. (Crespi High School)
21	Joel Armotrading	C	5Y.	6-10	244	London, Eng. (Burnham Grammar School/ Southern Idaho/Cal Poly/ UC Riverside)
24	Christopher Baudreau	F	Fr.	6-9	205	Las Vegas, Nev. (Bishop Gorman High School)
50	Ethan Croley	F	Fr	6-9	247	San Antonio, Texas (Clark High School)

### NEVADA MEN'S BASKETBALL COACHING STAFF

**Head Coach:** Steve Alford (Indiana, 1987) - Seventh season at Nevada, 35th overall

**Associate Head Coach:** Craig Neal (Georgia Tech, 1988) – Seventh season

**Assistant Coach:** Lo Leath (Sacramento State, 2009) – First season

**Assistant Coach:** Bil Duany (Indiana, 2009) – Seventh season

**Assistant Coach:** Jarod Lucas (Nevada, 2024) - First season

**Assistant Coach:** Michael Furlong (Hillsdale College, 2015) - Fourth season

**Video Coordinator:** Connor Ebben (Miami-Ohio, 2023) - Third Season

**Director of Operations:** Hannah Perkins (North Georgia, 2024) - First season

**Strength & Conditioning Coach:** Matt Eck (Kansas State, 2008 - Nevada, 2010) – 25th season

### Pronunciation Guide

Jeriah Coleman	Juh-rye-uh
Kaleb Lowery	Lowe-ree
Vaughn Weems	Von
Christopher Baudreau	Boo-Droe
Joel Armotrading	Jo-el Armo-Trade-ing
Tyler Rolison	RAH-li-son
Ethan Croley	Crow-lee
Bil Duany	Dew-ay-nee

Nevada                      neh-VAD-uh (NOT: Neh-VAH-duh)

### PROPER BRANDING

For the purpose of athletics branding, please **DO NOT** refer to the team as Reno, Nevada Reno, or UNR; it is simply "Nevada." When using an abbreviation please use either NV or NEV. The team mascot should be two words, Wolf Pack. Also, pronunciation of the state should be pronounced in the following way: neh-VAD-duh.

## QUICK FACTS

### ABOUT NEVADA

Location..... Reno, Nev.  
Enrollment..... 21,657  
Nickname..... Wolf Pack (two words)  
Colors ..... Navy Blue and Silver  
Conference..... Mountain West (MW)  
President ..... Brian Sandoval  
Athletics Director ..... Stephanie Rempe  
SWA ..... Casey Stangel  
Athletic Dept. Phone ..... 775-784-6900  
Ticket Office Phone ..... 775-348-PACK  
Website ..... NevadaWolfPack.com

### MEN'S BASKETBALL STAFF

Head Coach ..... Steve Alford  
Alma Mater..... Indiana '87  
Record at Nevada..... 124-78 (Seventh year)  
Career Record..... 711-374 (35th year)  
Mountain West Record..... 133-75 (12th year)  
Assoc. Head Coach..... Craig Neal (Georgia Tech '88)  
Asst. Coach ..... Bil Duany (Indiana '09)  
Asst. Coach ..... Lo Leath (Sacramento State '09)  
Asst. Coach Michael Furlong (Hillsdale College '15)  
Asst. Coach ..... Jarod Lucas (Nevada '24)  
Video Coordinator... Connor Ebben (Miami-Ohio '23)  
Director of Operations... Hannah Perkins (North Georgia '24)

### COMMUNICATIONS

MBB Contact..... Andressa Cholodovskis  
Email ..... acholodovskislima@unr.edu  
Cell..... 775-343-9339

### PROGRAM HISTORY

First Season ..... 1913  
All-Time Record..... 1,471-1,251  
All-Time Conference Record..... 687-543  
Conference Tournament Record ..... 50-39  
NCAA Tournament Appearances ... 11 (last in 2024)  
NCAA Tournament Record..... 6-11  
NIT Appearances ..... 5 (last in 2012)  
NIT Record ..... 5-5  
CBI Appearances ..... 3 (last in 2016)  
CBI Record ..... 5-3

### PLAYING IN RENO

Arena ..... Lawlor Events Center  
Capacity..... 11,536  
Year Built ..... 1983  
First year for MBB ..... 1983-84  
Press Row Phone ..... 775-784-4404

### TEAM INFORMATION

2024-25 Overall Record ..... 17-16  
2024-25 MW Record/Finish ..... 13-5/T-2nd  
Letterwinners Returning/Lost ..... 4/10  
Starters Returning/Lost ..... 1/4  
Newcomers ..... 10

### ABOUT SAN DIEGO STATE

San Diego State (9-4, 3-0 MW) is coming off a triple-overtime thriller, a 110-107 win against Boise State (9-5, 1-2 MW) on Saturday afternoon at the Viejas Arena to remain undefeated in conference play.

The Aztecs started off strong with a 66 field goal percentage to secure a 50-29 lead in the opening period against the Broncos. To cap the offense output, SDSU forced nine turnovers in the first half, holding Boise State to just 10 made field goals, 33 percent shooting from the floor, and 21 percent shooting from beyond the arc.

Boise State responded in the second half with a hot shooting from three-pointers to cut the deficit in the game. SDSU was able to hold on and force overtime in the Viejas Arena.

San Diego State and Boise State continued to battle through three overtimes, but the Aztecs came out on top with Reese Dixon-Waters and Elzie Harrington hitting three straight free throws.

BJ Davis led the team offense with a double-double performance with 22 points and 11 rebounds. Davis also recorded six assists and four steals. The Junior was followed by Harrington (20), Dixon-Waters (16), and Myles Byrd (13).

Davis was named Mountain West Player of the Week after his performance against San Jose State and Boise State.

### LAST TIME OUT

Nevada kept its momentum rolling Saturday afternoon, edging Fresno State 66-65 at Save Mart Center behind a strong second-half surge and a dominant bench performance.

Coming off the bench, Tyler Rolison led the offense with 16 points and two assists, scoring 14 of those points after halftime, including the driving layup that gave the Pack a 66-65 lead with 10 seconds left on the clock.

Elijah Price followed with a near double-double, posting 15 points and nine rebounds, while Vaughn Weems added 13 points and six boards.

The Pack defense forced Fresno State into 15 turnovers, and the team came out led by Price with four steals and four blocks to the board. The Long Beach, Calif. native was followed by Rolison, with two steals, and Weems with two blocks.

### NEVADA'S DEPTH

Nevada's depth continues to shine this season, bringing the energy to both sides of the ball.

After outscoring the Rams 27-1 against Fresno State to a 6-2 record, with more bench points than the opponent in the season.

### FRESHMAN SPARK

Nevada's freshmen keep making an impact on the team to help the Pack secure wins this season.

## MEDIA INFORMATION

### SOCIAL MEDIA

Nevada Wolf Pack Athletics  
Twitter: @NevadaWolfPack  
Facebook.com/NevadaWolfPack  
Instagram: NevadaWolfPack

Nevada Men's Basketball  
Twitter: @NevadaHoops  
Facebook.com/NevadaMBB  
Instagram: nevadahoops

### ON THE AIR

Head coach Steve Alford will make a post-game press conference appearance after every home game with two select players of his choice.

### POSTGAME INTERVIEWS

Nevada's locker room is closed to the media. Interview requests should be directed to team communications director Andressa Cholodovskis. Head coach Steve Alford and selected players will be available to the media following a 10-minute cooling off period.

For home contests, Nevada will hold postgame press conferences in the Lawlor Media Room.

For road contests, postgame availability will be held outside of Nevada's locker room.

### BRAND USAGE

For the purpose of athletics branding, please do not refer to the team as "Reno," "Nevada-Reno," or "UNR." Also, pronunciation of the state should be stated in the following way: neh-VA-duh.

Peyton White has entered all 14 games so far this season. The freshman recorded a career high of 15 points against UC Davis on Nov. 18 and nine rebounds against UC San Diego on Dec. 2.

Ethan Croley recorded a double-double (11 points and 10 rebounds) in the win against San Francisco on Nov. 28. Croley's performance was the program's first since Darrion Williams against New Mexico in 2023.

Myles Walker has also made an impact in the backcourt, setting the pace of the offense for the Pack. The freshman has 19 assists, while recording 28 points and 10 rebounds of its own. On the defense, Walker has 12 steals in 12 games played.

### TYLER ROLISON ON A ROLL

Tyler Rolison has been a key spark for the Pack coming off the bench in the past two games. Against Fresno State, Rolison made a key driving layup with 10 seconds left on the clock to give the Pack a 66-65 win.

The junior has reached double-digits in points, including a tie to his career high of 21 against Colorado State on Dec. 30, 2025, and 16 against Fresno State.

Rolison has averaged 18.5 points, 2.5 rebounds, two assists, and 2.5 steals across both games.

The Los Angeles, Calif. native shot 60 percent (12-for-20) from the field, 33.3 percent (2-for-6) from beyond the arc, and 68.8 percent (11-for-16) from the free throw line in both games to set the pace of the offense.

### PRICE ON THE GLASS

Elijah Price continues to be one of the top rim protectors in the Mountain West. After a nearly double-double against his former team, Fresno State, Price's 115 total rebounds rank third in the Mountain West.

His 19-rebound game on November 12, 2025, set a new career high and stands as one of the top rebounding games in program history.

Price's effort is now the best single-game rebounding performance by a Nevada player under head coach Steve Alford and the most by any Pack player since Cameron Oliver grabbed 21 boards against UNLV on Feb. 20, 2016.

### LEADING THE PACK

Tayshawn Comer keeps running the back court to set the pace of the Pack offense. With 49 assists recorded so far, Comer is the top scorer of the Pack with 197 points (14.1 per game).

The senior also reached milestones this season, with a career high for three-pointers made with four in six attempts at Washington State on Dec. 7, 2025. Comer also reached his career high in free throws against Boise State on Dec. 20, 2025, with 13-for-14 made.

The Indianapolis, Ind. native has also made an impact in the Pack defense, adding 16 steals and a block of his own.



PACK IN THE RANKINGS

Nevada remains among the Mountain West and the country’s best across several statistical categories.

The Pack ranks third in the Mountain West in blocks per game (4.4).

Nevada leads the conference and is eighth in the country in free throws made per game (20.5). The Pack is also leading the conference and 12th in the nation for free-throw attempts per game (27.6)

Price leads the team in blocks, with 26, while ranking second in that category in the conference. Price is also first in the Mountain West in free throws (67-for-95; 71 percent).

ELIJAH PRICE NAMED PRESEASON ALL-MOUNTAIN WEST

Forward Elijah Price, who spent his redshirt freshman season (2024-25) at Fresno State before transferring to Nevada, was voted to the 2025-26 Preseason All-Mountain West Team. The team was announced during Mountain West Basketball Media Day in Las Vegas on October 23.

Price, who started his college career at Drake (2023-24), arrived in Reno after an impressive redshirt freshman season at Fresno State Bulldogs in 2024-25, where he started all 32 games and averaged 10.5 points and 8.3 rebounds per game. He also posted 11 double-doubles—an achievement that set a program freshman record—while ranking among the top first-year students nationally in offensive rebounds per game.

NEW-LOOK WOLF PACK FOR 2025-26

The Wolf Pack will feature many new faces in 2025-26, as the roster returns just four players from a season ago.

Guards Tyler Rolison (32 GP, 8 GS, 23.6 mpg, 7.4 ppg, 44.9 FG pct. in 2024-25), Chuck Bailey III (31 GP, 11.1 mpg, 2.4 ppg in 2024-25), and Amire Robinson (DNP in 2024-25, 13 GP in 2023-24), along with center Jeriah Coleman (12 GP, 4.4 mpg, 83.3 FG pct. in 2024-25) are the returners in 2025-26.

Highlighting a group of 10 newcomers (six transfers, four preps) is guard Tayshawn Comer (32 GP/GS, 16.2 ppg, 4.09 apg, 48 3-pointers at Evansville in 2024-25), with forward Elijah Price (32 GP/GS, 10.5 ppg, 8.3 rpg at Fresno State) and center Joel Arnotrading (33 GP, 31 GS, 21.9 mpg, 5.8 ppg, 6.5 rpg, 40 blocks at UC Riverside).

WRINKLE TO CONFERENCE PLAY

The Mountain West schedule added a late wrinkle in July with the announcement that Grand Canyon will join the conference beginning in the 2025–26 season.



MOUNTAIN WEST STANDINGS

School	MW	Pct.	Overall	Pct.
Utah State	3-0	-	12-1	.923
<b>Nevada</b>	<b>3-0</b>	<b>-</b>	<b>11-3</b>	<b>.786</b>
San Diego State	3-0	-	9-4	.692
UNLV	2-0	-	7-6	.538
New Mexico	2-1	-	11-3	.786
Grand Canyon	1-1	-	8-5	.615
Colorado State	1-2	-	10-4	.714
Wyoming	1-2	-	10-4	.714
Boise State	1-2	-	9-5	.643
Fresno State	0-3	-	6-8	.429
San José State	0-3	-	5-9	.357
Air Force	0-3	-	3-11	.214

AROUND THE MOUNTAIN WEST  
(all times Pacific)

Tuesday, January 6

Fresno State vs. San José State	4 p.m.
Utah State vs. Air Force	6 p.m.
New Mexico vs. Colorado State	6 p.m.
UNLV vs. Wyoming	7 p.m.
<b>San Diego State vs. Nevada</b>	<b>8 p.m.</b>

Wednesday, January 7

Grand Canyon vs. Boise State	8 p.m.
------------------------------	--------

Friday, January 9

UNLV vs. Colorado State	7 p.m.
-------------------------	--------

Saturday, January 10

New Mexico vs. Air Force	12 p.m.
San José State vs. Grand Canyon	5 p.m.
Utah State vs. Boise State	6 p.m.
<b>Wyoming vs. Nevada</b>	<b>7 p.m.</b>
Fresno State vs. San Diego State	8 p.m.

## NEVADA WHEN...

	2025-26	MW	Under Alford
Playing at HOME	7-1	1-0	73-22
Playing on the ROAD	3-1	2-0	30-41
Playing on a NEUTRAL court	1-1	0-0	19-13
Leading at halftime	7-0	2-0	87-17
Trailing at halftime	3-2	1-0	27-56
Tied at halftime	1-1	0-0	2-3
<b>the Wolf Pack...</b>			
Shoots 50% or higher	1-0	1-0	48-11
Shoots less than 50%	10-3	2-0	72-64
Shoots better than opponent	8-0	2-0	107-13
Shoots worse than opponent	3-3	1-0	13-60
Shoots same as opponent	0-0	0-0	1-1
<b>the opponent...</b>			
Shoots 50% or higher	0-0	0-0	3-25
Shoots less than 50%	11-3	3-0	119-51
<b>the Wolf Pack scores...</b>			
Under 70 points	1-1	1-0	19-48
70-79 points	7-1	1-0	54-21
80-89 points	3-1	1-0	33-5
90-99 points	0-0	0-0	14-2
100+ points	0-0	0-0	3-0
More bench pts than opp.	6-2	2-0	64-29
Fewer or same bench pts than opp.	4-1	1-0	55-46
<b>the Wolf Pack allows...</b>			
Under 70 points	7-0	3-0	83-20
70-79 points	3-1	0-0	31-29
80-89 points	1-1	0-0	5-16
90-99 points	0-1	0-0	1-9
100+ points	0-0	0-0	0-1
<b>Game decided...</b>			
By five points or less	4-1	1-0	24-25
By 10 points or less	1-0	0-0	26-19
By 19 points or less	5-2	2-0	46-17
By 20 points or more	1-0	0-0	16-9
In overtime	1-0	0-0	4-5
Making more FGs than opponent	7-0	2-0	101-20
Making fewer FGs than opponent	2-3	0-0	13-53
FGs are equal	2-0	1-0	6-4
Making more 3s than opponent	5-0	1-0	59-19
Making fewer 3s than opponent	5-3	2-0	56-48
3s are equal	1-0	0-0	9-8
Making more FTs than opponent	10-2	3-0	84-27
Making fewer FTs than opponent	1-1	0-0	39-42
FTs are equal	0-0	0-0	1-8
Out-rebounding opponent	6-1	0-0	81-23
Out-rebounded	5-2	3-0	37-49
Rebounds are even	0-0	0-0	6-4
Committing fewer turnovers	9-2	2-0	76-31
Committing more turnovers	2-1	0-0	40-36
Turnovers are even	0-0	0-0	7-9

With the addition of the Lopes, the league expands to 12 teams and will again feature a 20-game conference schedule, with nine home-and-home matchups and two single-game opponents. Nevada will face Colorado State once on the road in Fort Collins (Dec. 30) and host Grand Canyon in Reno (Jan. 27).

### SUMMER BONDING

In August, the Wolf Pack took advantage of an international trip to build chemistry and connect with its new faces, traveling to the Baha Mar resort in Nassau, Bahamas for the 2025 Baha Mar Hoops Summer League during a seven-day trip from July 31–Aug. 6.

Nevada played exhibition games on Aug. 2 and 4 against the University of Calgary and the Bahamas National Team at the Baha Mar Convention, Arts and Entertainment Center, while also enjoying the resort and beach as a refreshing boost during preparations for the 2025–26 season.

### LUCAS RETURNS TO NEVADA; JOINS STAFF

Former Wolf Pack standout Jarod Lucas returned to the program as an assistant coach on Sept. 30. A key figure on Nevada's back-to-back NCAA Tournament teams (2023, 2024), Lucas is ready to contribute across the entire roster.

During his Nevada career (2022–24), Lucas led the Pack in scoring in both seasons while guiding Nevada to consecutive 20-win campaigns and March Madness berths. He earned All-Mountain West recognition and developed a reputation for clutch, late-game shot making.

Each season, Lucas ranked among conference leaders in three-pointers and free-throw percentage, and served as team captain.



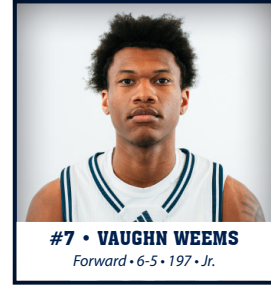

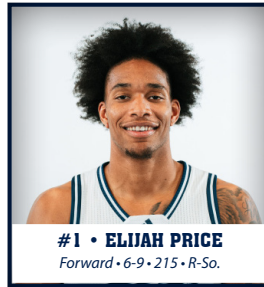
### LEATH JOINS WOLF PACK STAFF

Jarod Lucas isn't the only new face on Nevada's 2025–26 coaching staff, as veteran coach Lo Leath joined the Wolf Pack in April. Leath arrives in Reno after a season at Utah and two years at his alma mater, Sacramento State, where he helped guide the Hornets to a top-six Big Sky finish, led the league in rebounding and ranked among the nation's top 15 in scoring margin.

Before college coaching, Leath spent a decade with the Oakland Soldiers, winning multiple EYBL titles and helping develop more than 100 Division I players, including NBA standouts Aaron Gordon and Jalen Green.

A Sacramento State Hall of Famer, Leath also brings deep Nevada ties, as his cousin Kevin Pinkney helped lead the Wolf Pack to the 2004 Sweet Sixteen, making his return to Reno especially meaningful.

## TV/RADIO ROSTER





## HEAD COACH STEVE ALFORD



# STEVE ALFORD

SEVENTH SEASON (35TH OVERALL)

Head Coach

**Hometown:** New Castle, Ind.  
**Birth Date:** Nov. 23, 1964 in Franklin, Ind.  
**Family:** Wife – Tanya  
Sons – Kory & Bryce  
Daughter – Kayla  
Grandchildren – AJ & Kai

**Education:** Indiana, 1987  
**Playing Career:**  
1983-87 – Indiana University  
1987-91 – NBA (Dallas, Golden State)

### Honors:

- 10th among active Division I Coaches in career wins (711 wins)
- Third all-time in Mountain West Conference wins (124 wins)
- 12 NCAA Tournament appearances (most among active MW Coaches)
- Four Sweet-16 appearances (1999, 2014, 2015, 2017)
- 4x MW Regular Season Champion (2009, 2010, 2012, 2013)
- 2x MW Tournament Champion (2012, 2013)
- 3x MW Coach of the Year (2009, 2010, 2013)
- 2023 NABC District 17 Coach of the Year
- 20 seasons with 20+ victories
- Three seasons with 30+ victories
- One of four coaches all-time to lead five different DI schools to the NCAA Tournament

NCAA Champion, All-American, and Olympic Gold Medalist Steve Alford enters his seventh season at the helm of the Wolf Pack program in 2025-26. Alford is in his 35th season overall as a head coach, boasting a career record of 711-376.

Alford's career-win total of 711 victories places him 10th among all active Division I coaches in career wins. Alford also ranks third all-time and second among active coaches in career Mountain West victories (130).

Although the Wolf Pack ended the 2024-25 season 17-16 eliminating the chance of a third appearance in a row to the NCAA tournament, Alford has the Wolf Pack continuing its upward momentum. Nevada earned an at-large bid to the 2024 NCAA Tournament and finished the 2023-24 season with a 26-8 overall record while going 13-5 and finishing tied for second in a highly-competitive Mountain West which earned a record six bids to the Big Dance.

Over his six full seasons at the Wolf Pack helm (through 2023-24), Alford has won 112 games (an average of 19 per season).

The 2023-24 campaign featured numerous high points, including Alford leading the Wolf Pack back into the Associated Press Top 25 for the first time since 2019. Furthermore, four members of the Wolf Pack were named All-Mountain West following the regular season: Jarod Lucas (Second Team), Kenan Blackshear (Second Team), Nick Davidson (Third Team), and Tré Coleman (All-Defensive Team).

Lucas had a sensational season for the Pack. Appearing in and starting all 34 games, Lucas averaged a career-high 17.8 points per game on 42.1 percent shooting from the field, 39.4 percent from behind the arc, and 89.9 percent at the free throw line.

In Mountain West play, Lucas completed the regular season ranked second in the Mountain West in scoring (17.8 PPG), second in free throw percentage (90.1%), second in made free throws (155), third in made 3-pointers (75), and ninth in 3-point field goal percentage (40.1%).

During his time at Nevada, Alford has mentored three Mountain West Newcomers of the Year (Jarod Lucas, 2022-23; Grant Sherfield, 2020-21; Jalen Harris, 2019-20), the program's first Mountain West Freshman of the Year (Darrion Williams, 2022-23), a Mountain West Sixth Man of the Year (Nisré Zouzoua, 2019-20), two Mountain West All-Defensive Team selections (Tre Coleman, 2022-23; Kenan Blackshear, 2022-23), and nine All-Mountain West selections, including first-teamers Harris and Sherfield.

The 2022-23 campaign displayed Alford's ability to tap the full potential of his roster. After losing 58.1 percent of the scoring output from the previous season to the transfer portal, and losing seniors K.J. Hymes and Hunter McIntosh to injury at the beginning of the season, Alford led the Pack to a 22-11 overall record, fourth-place finish in the Mountain West, and the program's first NCAA Tournament appearance since the 2018-19 season. The 22 wins marked one of the biggest turnarounds in all of Division I, as the Pack increased their win total by nine from the previous

season.

Nevada had an impressive outing at the 2022 Cayman Islands Classic at the beginning of the season, claiming a third-place finish in the outstanding field. Nevada earned victories over Tulane and Akron, while only suffering one defeat at the hands of Kansas State, an 87-96 overtime loss in the semifinal round to the Wildcats who went on to win the tournament.

Nevada produced an exceptional record of 14-1 on their home court, and the team earned back-to-back victories over ranked opponents at Lawlor for the first time in program history, beating #25 New Mexico (1/23/23) before taking down #22 San Diego State (1/31/23).

The Pack matched a program record following the completion of the regular season, as five different players earned All-MW recognition. Nevada also set a program record by obtaining seven different All-MW awards by players only.

Nevada earned its 10th NCAA Tournament berth in program history following the completion of the regular season, marking Alford's 12th career appearance in the tournament. The selection also signified the fifth different school that Alford has taken to the NCAA Division I Tournament, making him just one of four coaches throughout history to accomplish the feat (Lon Kruger, Rick Pitino, Tubby Smith).

Alford was named the NABC District 17 Coach of the Year at the end of the season, and Blackshear garnered First Team All-District honors while Lucas was named to the All-District Second Team.

In the 2020-21 campaign, Alford also showcased his ability to make the most of his roster. Entering the season returning just 20 percent of the scoring output from the previous year's team, Alford's young Wolf Pack squad opened up by capturing the Golden Window Classic title, highlighted by a last-second victory over Nebraska on the Cornhuskers' home court.

Nevada would navigate the challenges and turns of a season operating under the increased safety protocols as a result of the COVID-19 pandemic, going 16-10 overall and reaching the Mountain West Championship semifinals.

The 2019-20 campaign was highlighted by Alford winning his 600th-career game Jan. 25, 2020, when Nevada defeated New Mexico 96-74 at Lawlor Events Center. The win made him, at the time, the 16th active NCAA Division I coach to reach the 600-win mark.

Alford became the first coach to win two Paradise Jam titles as the Pack swept the field, winning all three games by double figures in the U.S. Virgin Islands. In 2012, he led his New Mexico squad to the title. Junior Jalen Harris was the MVP and was joined on the All-Tournament Team by Jazz Johnson.

Four members of Alford's first Nevada team garnered postseason honors led by Harris. Harris was named to the NABC and USBWA all-



## HEAD COACH STEVE ALFORD

district teams after leading the Mountain West in scoring at 21.6 points per game. He was also a Mountain West coaches and media first team selection. Three times he was named the Mountain West Player of the Week, and on Feb. 9 was the Oscar Robertson Player of the Week. He scored 30 or more points six times including becoming the first Pack player with four-consecutive games of 30 or more points.

Johnson was named to the Mountain West coaches second team and media third team. Senior Nizre Zouzoua was the Mountain West Sixth Man of the Year as selected by the coaches and media. Johnson earned the Sixth Man of the Year honor in 2019. Another of the Pack seniors, Lindsey Drew, was named the Mountain West All-Defensive team for the second time in his career and was an honorable mention pick by the coaches and media. He was named the Mountain West Player of the Week the first week of the season.

Alford, a highly successful coach with 11 NCAA Tournament berths and four Sweet 16 appearances, signed a 10-year deal to lead Nevada.

Alford is the 19th coach in the history of the Nevada program. Alford has a career record of 683-357 (.657) in 33 seasons as a collegiate head coach and is 605-328 (.648) in 29 seasons as a Division I head coach.

No stranger to the Mountain West, Alford led New Mexico to four regular season and two tournament titles in six seasons (2007-14) as the Lobos head coach. In 2009, 2010 and 2013 he was named the Mountain West Coach of the Year. He posted a record of 155-52 at New Mexico and was 68-26 in conference play. Three of his New Mexico players; JR Giddens (2008), Darrington Hobson (2010) and Kendal Williams (2013) were named Mountain West Player of the Year. The Lobos 30 wins in 2012 and 29 in 2013 are the two highest win totals in program history. The 2012 and 2013 teams secured No. 3 seeds in the NCAA Tournament, which tied New Mexico's record for highest-seeded team.

In 17 seasons he has led his teams to 20 or more wins, and thrice to 30 or more victories. His 2016-17 UCLA squad posted a 31-5 record with the 28 regular-season victories tying the Bruins' record for wins.

During his UCLA tenure he coached 11 NBA Draft picks, including seven first-rounders: Zach Lavine, Jordan Adams, and Kyle Anderson (2014), Kevon Looney (2015), Lonzo Ball and TJ Leaf (2017), and Aaron Holiday (2018). While at New Mexico, JR Giddens and Tony Snell were first-round NBA picks.

At Manchester College, Alford earned conference coach of the year honors three times. The 1994-95 team was inducted into the school's hall of fame and in 1999 Alford was inducted into the Manchester Hall of Fame.

As a college senior Alford led Indiana to the 1987 NCAA Championship. Playing his Hoosier career under legendary head coach Bob Knight, the 1983 Indiana Mr. Basketball was a two-time consensus NCAA All-American (1986-87), a three-time selection to the All-Big Ten First Team, and the Big Ten MVP in 1987. He ended his collegiate career as Indiana's all-time leading scorer, with 2,438 points, and ranks second in the Hoosier record book through the 2020-21 season.

At the 1984 Olympic Games in Los Angeles, Alford earned gold with the United States team coached by Knight, which was also the last United States' amateur team to win Olympic Gold.

Against France Aug. 3, 1984, Alford set the USA Basketball Olympic single-game record for field-goal percentage, going a perfect 8-for-8 from the field.

In 1997 he was inducted into the Indiana University Hall of Fame and in 2001 was one 15 players named to Indiana's All-Century team.

Following his career at Indiana he was selected 26th overall in 1987 NBA Draft by the Dallas Mavericks. He played four years from 1987-1991 in the NBA for Dallas and Golden State.

He is married to the former Tanya Frost. The couple has two sons Kory and Bryce and a daughter Kayla. The couple also has two grandchildren in AJ and Kai.

# HEAD COACH STEVE ALFORD

## Collegiate Coaching Record

College	Year	Overall Record	Conference Record/Finish	Postseason
Manchester	1991-92	4-16	3-11 (Heartland-T6th)	
Manchester	1992-93	20-8	7-5 (Heartland-T2nd)	NCAA DIII Tournament - First Round
Manchester	1993-94	23-4	10-2 (Heartland-1st)	NCAA DIII Tournament - First Round
Manchester	1994-95	31-1	12-0 (Heartland-1st)	NCAA DIII Tournament - Runner-up
Missouri State	1995-96	16-12	11-7 (Missouri Valley-4th)	
Missouri State	1996-97	24-9	12-6 (Missouri Valley-T2nd)	NIT First Round
Missouri State	1997-98	16-16	11-7 (Missouri Valley-T3rd)	
Missouri State	1998-99	22-11	11-7 (Missouri Valley-T2nd)	NCAA Sweet 16
Iowa	1999-00	14-16	6-10 (Big Ten-T7th)	
Iowa	2000-01	23-12	7-9 (Big Ten-T6th)	NCAA Second Round
Iowa	2001-02	19-16	5-11 (Big Ten-T8th)	NIT First Round
Iowa	2002-03	17-14	7-9 (Big Ten-T8th)	NIT Second Round
Iowa	2003-04	16-13	9-7 (Big Ten-4th)	NIT First Round
Iowa	2004-05	21-12	7-9 (Big Ten-7th)	NCAA First Round
Iowa	2005-06	25-9	11-5 (Big Ten-T2nd)	NCAA First Round
Iowa	2006-07	17-14	9-7 (Big Ten-4th)	
New Mexico	2007-08	24-9	11-5 (Mountain West-3rd)	NIT First Round
New Mexico	2008-09	22-12	12-4 (Mountain West-T1st)	NIT Second Round
New Mexico	2009-10	30-5	14-2 (Mountain West-1st)	NCAA Second Round
New Mexico	2010-11	22-13	8-8 (Mountain West-5th)	NIT Second Round
New Mexico	2011-12	28-7	10-4 (Mountain West-T1st)	NCAA Second Round
New Mexico	2012-13	29-6	13-3 (Mountain West-1st)	NCAA First Round
UCLA	2013-14	28-9	12-6 (Pac-12-2nd)	NCAA Sweet 16
UCLA	2014-15	22-14	11-7 (Pac-12-4th)	NCAA Sweet 16
UCLA	2015-16	15-17	6-12 (Pac-12-10th)	
UCLA	2016-17	31-5	15-3 (Pac-12-3rd)	NCAA Sweet 16
UCLA	2017-18	21-12	11-7 (Pac-12-T3rd)	NCAA First Round
UCLA	2018	7-6	n/a	
Nevada	2019-20	19-12	12-6 (Mountain West -T2nd)	
Nevada	2020-21	16-10	10-7 (Mountain West - 5th)	
Nevada	2021-22	13-18	6-12 (Mountain West -8th)	
Nevada	2022-23	22-11	12-6 (Mountain West - 4th)	NCAA First Four
Nevada	2023-24	26-8	13-5 (Mountain West - T2nd)	NCAA First Round
Nevada	2024-25	17-16	8-12 (Mountain West - 7th)	
Nevada	2025-26	11-3	-	-
<b>Totals (35th year) 1991-Pres.</b>		<b>711-376</b>	<b>325-221</b>	<b>16 NCAA Tournaments (13 at Division I level)</b>

## Conference Tournament Titles

1993	Manchester (ICAC)
1994	Manchester (ICAC)
1995	Manchester (ICAC)
2001	Iowa (B1G)
2006	Iowa (B1G)
2012	New Mexico (Mountain West)
2013	New Mexico (Mountain West)
2014	UCLA (Pac-12)

## WINNINGEST ACTIVE DI COACHES

Rank	Coach	Current School	Overall Record
1	Rick Pitino	St. John's	885-311
2	John Calipari	Arkansas	877-277
3	Rick Barnes	Tennessee	836-423
4	Bill Self	Kansas	831-261
5	Kelvin Sampson	Houston	798-355
6	Dana Altman	Oregon	780-405
7	Mark Few	Gonzaga	742-152
8	Tom Izzo	Michigan State	737-302
9	Greg Kampe	Oakland	715-555
<b>10</b>	<b>Steve Alford</b>	<b>Nevada</b>	<b>711-376</b>
11	Greg McDermott	Creighton	630-366

## COACHES MOUNTAIN WEST TITLES

Rank	Coach	School	MW / MW Tournament
1	Steve Fisher	San Diego State (retired) (18 years in the league)	6 / 4 (2006, 2011, 2012, 2014, 2015, 2016/2002, 2006, 2010, 2011)
2	<b>Steve Alford</b>	<b>Nevada</b> (12 years in the league)	<b>4 (2009, 2010, 2012, 2013) / 2 (2012, 2013)</b>
3	Brian Dutcher	San Diego State (8 years in the league)	3 (2020,2021,2023) / 3 (2018, 2021, 2023)
4	Eric Musselman	Nevada (4 years in the league)	3 (2017,2018,2019) / 1 (2017)
5	Leon Rice	Boise State (14 years in the league)	2 (2015, 2022) / 1 (2022)
6	Craig Smith	Utah State (3 years in the league)	1 (2019) / 2 (2019, 2020)
7	Daniel Sprinkle	Utah State (1 year in the league)	1 (2024) / 0
8	Joe Scott	Air Force (9 years in the league)	1 (2004) / 0
9	Craig Neal	Nevada (former New Mexico) (4 years in the league)	0 / 1 (2014)
10	Lon Krueger	UNLV (retired) (7 years in the league)	0 / 2 (2007/2008)



Gensler

Grand Sierra Resort (GSR) broke ground October 1 on a new 10,000-seat arena, which will serve as the home of Nevada Men's Basketball beginning in 2027-28. The arena marks the first phase of the property's \$1 billion redevelopment project — the largest private capital investment in Reno's history.

The milestone ceremony featured arena renderings, a ceremonial shovel dig, and celebratory cold sparks and confetti. Speakers included GSR Owner Alex Meruelo, University of Nevada President Brian Sandoval, Athletics Director Stephanie Rempe, and Reno Mayor Hillary Schieve.

"This project represents a transformative moment for Reno and northern Nevada," said Meruelo. "Our investment reflects not only our commitment to this community, but our belief in its future as a premier destination for sports, entertainment, and hospitality."

The \$435 million GSR Arena will span 300,000 square feet, feature premium hospitality clubs, suites, and a central plaza, and serve as the future home of Nevada Men's Basketball. Designed to seat more than 10,000 guests, it is expected to host about 95 events annually upon completion in fall 2027.

According to Hunden Partners, the City of Reno's consultant, the arena and related development are projected to generate \$850 million to \$1.135 billion in direct economic impact, with as much as \$1.34 to \$1.8 billion in benefits over 28 years.

The arena is the first step in GSR's decade-long redevelopment plan, which also includes a 2,800-space parking garage, a new community ice center, the reimagined Grand Bay aquatic golf facility, a fan-centric central plaza, and future housing and hotel expansion.



0

CHUCK BAILEY III  
Junior | 6-4 | 218 | G | Detroit, Mich.



2025-26 SEASON HIGHS

Points	24, vs. Louisiana Tech (11/4)
FG Made	7, vs. Louisiana Tech (11/4)
FG Att.	11, vs. Louisiana Tech (11/4)
3FG Made	5, vs. Louisiana Tech (11/4)
3FG Att.	7, vs. Louisiana Tech (11/4)
FT Made	5, vs. Louisiana Tech (11/4)
FT Att.	7, vs. Louisiana Tech (11/4)
Rebounds	7, vs. UCSB (11/22)
Assists	4, vs. UCSB (11/22)
Steals	3, vs. Santa Clara (11/15)
Blocks	1, 3x last vs. San Francisco (11/28)
Minutes	27, vs. Santa Clara (11/15)

CAREER HIGHS

Points	27, vs. Missouri State (11/30/23)
FG Made	8, vs. Missouri State (11/30/23)
FG Att.	11, 2x, last vs. Louisiana Tech (11/4/25)
3FG Made	5, vs. Louisiana Tech (11/4/25)
3FG Att.	7, vs. Louisiana Tech (11/4/25)
FT Made	10, vs. Bradley (01/11/24)
FT Att.	13, vs. Bradley (01/11/24)
Rebounds	7, vs. UCSB (11/22/25)
Assists	4, vs. UCSB (11/22/25)
Steals	3, vs. Santa Clara (11/15/25)
Blocks	1, 2x last vs. Pacific (11/08/25)
Minutes	27, vs. Santa Clara (11/15/25)

PLAYER NOTES

Chuck Bailey III is a 6'4", 220-pound guard who transferred to the University of Nevada, Reno basketball team for the 2024-25 season. Prior to joining Nevada, he played at the University of Evansville, where he averaged 8.4 points and 2.6 rebounds per game as a freshman. Bailey was a key contributor, appearing in 34 games during his time at Evansville. Known for his athleticism and versatility, he plays multiple positions in the backcourt. Before college, Bailey was highly rated as a high school player and is expected to add depth and scoring ability to the Wolf Pack's lineup.

2025-26 GAME-BY-GAME

Opponent	Date	GS	MIN	Total		3-Pointers		Free throws		Rebounds				PF	A	TO	BLK	STL	PTS	AVG
				FG-FGA	PCT	3FG-3FGA	PCT	FT-FTA	PCT	OFF	DEF	TOT	AVG							
Louisiana Tech	11/04/2025	*	25:44	7-11	.636	5-7	.714	5-7	.714	0	4	4	4.0	1	2	0	0	0	24	24.0
Pacific	11/08/2025	*	14:48	0-8	.000	0-2	.000	0-0	.000	2	0	2	3.0	2	1	1	1	0	0	12.0
Southern Ill.	11/12/2025		19:18	1-6	.167	1-4	.250	0-0	.000	2	3	5	3.7	1	1	0	0	1	3	9.0
at Santa Clara	11/15/2025		27:12	4-11	.364	1-2	.500	2-2	1.000	2	4	6	4.3	3	3	0	0	3	11	9.5
UC Davis	11/18/2025	*	19:10	1-4	.250	0-3	.000	1-1	1.000	1	0	1	3.6	4	3	1	0	1	3	8.2
UC Santa Barbara	11/22/2025	*	23:35	3-5	.600	0-0	.000	2-3	.667	0	7	7	4.2	1	4	2	1	0	8	8.2
vs Washington	11/27/2025	*	19:23	2-10	.200	1-2	.500	0-0	.000	0	2	2	3.9	4	0	0	0	0	5	7.7
vs San Francisco	11/28/2025	*	22:58	2-6	.333	1-2	.500	0-0	.000	0	0	0	3.4	3	1	0	1	0	5	7.4
UC San Diego	12/02/2025	*	20:44	4-10	.400	1-4	.250	0-0	.000	3	3	6	3.7	2	0	0	0	0	9	7.6
at Washington St.	12/07/2025	*	34:37	5-11	.455	1-2	.500	1-2	.500	3	3	6	3.9	2	1	1	0	1	12	8.0
Duquesne	12/13/2025	*	29:30	4-8	.500	1-2	.500	0-0	.000	0	1	1	3.6	3	1	1	0	1	9	8.1
Boise St.	12/20/2025	*	23:44	3-5	.600	0-1	.000	2-3	.667	1	5	6	3.8	3	3	1	0	1	8	8.1
at Colorado St.	12/30/2025	*	29:14	4-6	.667	3-4	.750	4-4	1.000	1	3	4	3.8	4	0	2	0	0	15	8.6
at Fresno St.	01/03/2026	*	18:47	1-5	.200	0-3	.000	0-0	.000	0	0	0	3.6	2	1	1	0	1	2	8.1
Totals			12 328:43	41-106	.387	15-38	.395	17-22	.773	15	35	50	3.6	35	21	10	3	9	114	8.1

Bailey III's Career Statistics

SEASON	TEAM	GP-GS	MIN/AVG	Field Goals		3-Point		F-Throws		Rebounds				Scoring						
				FG-FGA	FG%	3FG-3FGA	3FG%	FT-FTA	FT%	OFF	DEF	TOT	AVG	PF-FO	A	TO	BLK	STL	PTS	AVG
2023-24	Evans	34-1	628/18.5	101-247	.409	19-54	.352	65-80	.813	16	74	90	2.6	50-0	27	46	2	10	286	8.4
2024-25	Nevada	31-0	343/11.1	31-76	.408	8-25	.320	3-6	.500	5	35	40	1.3	42-0	10	15	3	5	73	2.4
2025-26	Nevada	14-12	329/23.5	41-106	.387	15-38	.395	17-22	.773	15	35	50	3.6	35-0	21	10	3	9	114	8.1
TOTAL FOR Nevada		45-12	671/14.9	72-182	.396	23-63	.365	20-28	.714	20	70	90	2.0	77-0	31	25	6	14	187	4.2
TOTAL		79-13	1299/16.4	173-429	.403	42-117	.359	85-108	.787	36	144	180	2.3	127-0	58	71	8	24	473	6.0

1

## ELIJAH PRICE

Redshirt Sophomore | 6-9 | 215 | F | Long



## 2025-26 SEASON HIGHS

Points	17, vs. Southern Illinois (11/12)
FG Made	5, vs. Southern Illinois (11/12)
FG Att.	13, vs. Southern Illinois (11/12)
3FG Made	2, vs. Southern Illinois (11/12)
3FG Att.	4, vs. Southern Illinois (11/12)
FT Made	9, vs. UC Davis (11/18)
FT Att.	12, vs. UC Davis (11/18)
Rebounds	19, vs. Southern Illinois (11/12)
Assists	3, vs. Santa Clara (11/15)
Steals	3, 2x last vs. Boise State (12/20)
Blocks	5, vs. Washington (11/27)
Minutes	36, vs. Southern Illinois (11/12)

## CAREER HIGHS

Points	17, 2x last time vs. SIU (11/12/2025)
FG Made	7, vs. Cal Baptist (11/27/24)
FG Att.	14, vs. BYU (12/11/24)
3FG Made	2, vs. Wyoming (03/04/25)
3FG Att.	5, vs. Wyoming (03/05/25)
FT Made	11, vs. Nevada (3/12/25)
FT Att.	16, vs. Nevada (3/12/25)
Rebounds	19, vs. Southern Illinois (11/12/2025)
Assists	4, vs. Air Force (02/22/25)
Steals	8, vs. New Mexico (12/31/23)
Blocks	5, vs. Washington (11/27/25)
Minutes	42, vs. Air Force (02/22/25)

## PLAYER NOTES

Price had a breakout year with the Bulldogs last season, appearing in all 32 games while averaging 10.5 points, 8.3 rebounds, 1.3 blocks, and 1.3 steals per contest. A high-energy player with a strong presence on both ends of the floor, Price brings length, athleticism, and toughness to a Nevada team looking to bounce back after narrowly missing the NCAA Tournament in 2024–25. Before joining Fresno State, Price redshirted the 2023–24 season at Drake. His foundation was built during a standout prep career, first at St. Anthony's High School and then at Golden State Prep. While at St. Anthony's, Price was a two-time First Team Division I All-CIF selection and also earned Second Team Open Division All-CIF honors. He averaged 16 points and 11 rebounds per game in his final high school season and was a three-time First Team All-Del Rey League honoree. He also earned Long Beach Press Telegram Dream Team recognition and was named the Long Beach Century Club Basketball Player of the Year.

## 2025-26 GAME-BY-GAME

Opponent	Date	GS	MIN	Total		3-Pointers		Free throws		Rebounds				PF	A	TO	BLK	STL	PTS	AVG
				FG-FGA	PCT	3FG-3FGA	PCT	FT-FTA	PCT	OFF	DEF	TOT	AVG							
Louisiana Tech	11/04/2025	*	25:25	2-3	.667	0-1	.000	5-10	.500	2	6	8	8.0	1	1	0	0	1	9	9.0
Pacific	11/08/2025	*	32:56	3-11	.273	0-1	.000	4-7	.571	5	5	10	9.0	3	2	2	1	10	9.5	
Southern Ill.	11/12/2025	*	36:47	5-13	.385	2-4	.500	5-6	.833	7	12	19	12.3	3	1	0	2	17	12.0	
at Santa Clara	11/15/2025	*	24:40	1-3	.333	0-0	.000	7-8	.875	2	2	4	10.3	3	3	1	0	9	11.3	
UC Davis	11/18/2025	*	34:04	3-8	.375	0-0	.000	9-12	.750	2	4	6	9.4	3	2	1	1	0	15	12.0
UC Santa Barbara	11/22/2025	*	29:42	4-6	.667	0-2	.000	6-7	.857	2	6	8	9.2	1	0	0	0	1	14	12.3
vs Washington	11/27/2025	*	33:48	3-8	.375	1-1	1.000	5-6	.833	3	5	8	9.0	2	0	1	5	0	12	12.3
vs San Francisco	11/28/2025	*	28:13	3-6	.500	0-0	.000	5-5	1.000	0	1	1	8.0	3	2	2	0	1	11	12.1
UC San Diego	12/02/2025	*	25:57	4-11	.364	1-2	.500	0-4	.000	3	5	8	8.0	3	1	0	3	0	9	11.8
at Washington St.	12/07/2025	*	34:00	4-10	.400	1-2	.500	6-6	1.000	3	5	8	8.0	2	0	2	2	3	15	12.1
Duquesne	12/13/2025	*	29:05	3-11	.273	0-1	.000	4-6	.667	2	7	9	8.1	2	0	1	3	1	10	11.9
Boise St.	12/20/2025	*	33:43	5-8	.625	0-0	.000	1-4	.250	2	4	6	7.9	3	1	0	1	3	11	11.8
at Colorado St.	12/30/2025	*	30:58	1-8	.125	0-0	.000	5-8	.625	3	8	11	8.2	2	0	1	3	2	7	11.5
at Fresno St.	01/03/2026	*	32:14	5-10	.500	0-1	.000	5-6	.833	2	7	9	8.2	3	1	3	4	4	15	11.7
Totals			14	431:31	46-116	.397	5-15	.333	67-95	.705	38	77	115	8.2	34	14	26	17	164	11.7

## Price's Career Statistics

				Field Goals		3-Point		F-Throws		Rebounds				Scoring						
SEASON	TEAM	GP-GS	MIN/AVG	FG-FGA	FG%	3FG-3FGA	3FG%	FT-FTA	FT%	OFF	DEF	TOT	AVG	PF-FO	A	TO	BLK	STL	PTS	AVG
2024-25	Fresno	32-32	986/30.8	97-242	.401	4-38	.105	137-209	.656	103	161	264	8.3	102-4	33	66	40	43	335	10.5
2025-26	Nevada	14-14	432/30.8	46-116	.397	5-15	.333	67-95	.705	38	77	115	8.2	34-0	14	14	26	17	164	11.7
TOTAL FOR Nevada		14-14	432/30.8	46-116	.397	5-15	.333	67-95	.705	38	77	115	8.2	34-0	14	14	26	17	164	11.7
TOTAL		46-46	1418/30.8	143-358	.399	9-53	.170	204-304	.671	141	238	379	8.2	136-4	47	80	66	60	499	10.8

2

## MYLES WALKER

Freshman | 5-10 | 163 | G | Riverside, Calif.



## 2025-26 SEASON HIGHS

Points	7, vs. San Francisco (11/28)
FG Made	3, vs. San Francisco (11/28)
FG Att.	3, vs. San Francisco (11/28)
3FG Made	1, 2x last vs. San Francisco (11/28)
3FG Att.	2, vs. Washington (11/27)
FT Made	2, vs. Louisiana Tech (11/4)
FT Att.	2, vs. Louisiana Tech (11/4)
Rebounds	2, vs. UC San Diego (12/02)
Assists	1, vs. Louisiana Tech (11/4)
Steals	3, vs. Duquesne (12/13)
Blocks	-
Minutes	17, vs. San Francisco (11/28)

## CAREER HIGHS

Points	7, vs. San Francisco (11/28)
FG Made	3, vs. San Francisco (11/28)
FG Att.	3, vs. San Francisco (11/28)
3FG Made	1, 2x last vs. San Francisco (11/28/2025)
3FG Att.	2, vs. Washington (11/27/2025)
FT Made	2, vs. Louisiana Tech (11/4/2025)
FT Att.	2, vs. Louisiana Tech (11/4/2025)
Rebounds	2, vs. UC San Diego (12/02/2025)
Assists	1, vs. Louisiana Tech (11/4/2025)
Steals	3, vs. Duquesne (12/13/2025)
Blocks	-
Minutes	17, vs. San Francisco (11/28/2025)

## PLAYER NOTES

Walker, known for his exceptional speed, court vision, and defensive tenacity, is poised to impact Reno immediately. During his senior season, Walker averaged 12.4 points, 6.9 assists, and 3.9 steals per game, leading Roosevelt High to a 36-3 record and a berth in the CIF Open Division state championship game. His performance earned him recognition as one of the top assist leaders in California and the Southern Section.

## 2025-26 GAME-BY-GAME

Opponent	Date	GS	MIN	Total		3-Pointers		Free throws		Rebounds				PF	A	TO	BLK	STL	PTS	AVG
				FG-FGA	PCT	3FG-3FGA	PCT	FT-FTA	PCT	OFF	DEF	TOT	AVG							
Louisiana Tech	11/04/2025		07:29	0-2	.000	0-1	.000	2-2	1.000	0	0	0	0.0	0	1	1	0	2	2	2.0
Pacific	11/08/2025		01:32	0-0	.000	0-0	.000	0-0	.000	0	0	0	0.0	0	0	0	0	0	0	1.0
at Santa Clara	11/15/2025		02:58	1-1	1.000	0-0	.000	0-0	.000	0	0	0	0.0	0	0	0	0	0	2	1.3
UC Santa Barbara	11/22/2025		05:40	0-0	.000	0-0	.000	0-0	.000	0	1	1	0.3	0	1	0	0	1	0	1.0
vs Washington	11/27/2025		09:02	1-2	.500	1-2	.500	0-0	.000	0	1	1	0.4	1	1	1	0	0	3	1.4
vs San Francisco	11/28/2025		16:57	3-3	1.000	1-1	1.000	0-0	.000	0	0	0	0.3	1	3	0	0	1	7	2.3
UC San Diego	12/02/2025		11:58	2-3	.667	0-0	.000	0-0	.000	0	2	2	0.6	1	5	1	0	1	4	2.6
at Washington St.	12/07/2025		08:01	0-3	.000	0-0	.000	0-0	.000	1	2	3	0.9	1	2	1	0	1	0	2.3
Duquesne	12/13/2025		12:45	1-1	1.000	1-1	1.000	2-2	1.000	0	2	2	1.0	2	3	1	0	3	5	2.6
Boise St.	12/20/2025		16:22	2-3	.667	1-2	.500	0-0	.000	0	1	1	1.0	1	2	0	0	2	5	2.8
at Colorado St.	12/30/2025		08:31	0-1	.000	0-1	.000	0-0	.000	0	0	0	0.9	0	1	1	0	1	0	2.5
at Fresno St.	01/03/2026		08:53	0-0	.000	0-0	.000	0-0	.000	0	0	0	0.8	1	0	0	0	0	0	2.3
Totals		0	110:09	10-19	.526	4-8	.500	4-4	1.000	1	9	10	0.8	8	19	6	0	12	28	2.3

## Walker's Career Statistics

				Field Goals		3-Point		F-Throws		Rebounds									Scoring	
SEASON	TEAM	GP-GS	MIN/AVG	FG-FGA	FG%	3FG-3FGA	3FG%	FT-FTA	FT%	OFF	DEF	TOT	AVG	PF-FO	A	TO	BLK	STL	PTS	AVG
2025-26	Nevada	12-0	110/9.2	10-19	.526	4-8	.500	4-4	1.000	1	9	10	0.8	8-0	19	6	0	12	28	2.3
TOTAL		12-0	110/9.2	10-19	.526	4-8	.500	4-4	1.000	1	9	10	0.8	8-0	19	6	0	12	28	2.3



3

**TYLER ROLISON**  
Junior | 6-0 | 186 | G | Los Angeles, Calif.**2025-26 SEASON HIGHS**

<b>Points</b>	21, vs. Colorado State (12/30)
<b>FG Made</b>	6, vs. Colorado State (12/30)
<b>FG Att.</b>	9, vs. Colorado State (12/30)
<b>3FG Made</b>	2, vs. Colorado State (12/30)
<b>3FG Att.</b>	5, vs. Colorado State (12/30)
<b>FT Made</b>	7, vs. Colorado State (12/30)
<b>FT Att.</b>	11, vs. Colorado State (12/30)
<b>Rebounds</b>	5, 3x last vs. Colorado State (12/30)
<b>Assists</b>	7, 2x last vs. Southern Illinois (11/12)
<b>Steals</b>	3, 2x last vs. Colorado State (12/30)
<b>Blocks</b>	1, vs. Pacific (11/8)
<b>Minutes</b>	25, vs. Santa Clara (11/15)

**CAREER HIGHS**

<b>Points</b>	21, 2x vs. Colorado St. (12/30/25)
<b>FG Made</b>	8, vs. Colorado St. (2/18/25)
<b>FG Att.</b>	14, vs. Colorado St. (2/18/25)
<b>3FG Made</b>	3, vs. Drake (12/10/23)
<b>3FG Att.</b>	5, 2x last vs. Colorado St. (12/30/25)
<b>FT Made</b>	7, vs. Colorado St. (12/30/25)
<b>FT Att.</b>	11, vs. Colorado St. (12/30/25)
<b>Rebounds</b>	8, vs. San Diego State (3/8/25)
<b>Assists</b>	7, 3x, last vs. Southern Illinois (11/12/25)
<b>Steals</b>	3, 3x last vs. Colorado St. (12/30/25)
<b>Blocks</b>	2, vs. Fresno St. (3/12/25)
<b>Minutes</b>	39, last vs. New Mexico (3/4/25)

**PLAYER NOTES**

Tyler Rolison, a 6-foot, 186-pound guard from Los Angeles (St. Bernard HS), enters his junior year at Nevada after making strong strides in his sophomore campaign. Last season he appeared in 32 games (starting eight), and averaged 7.4 points, 2.9 assists and 2.0 rebounds per game, while shooting 44.7% from the field, 30.6% from three, and 85.7% from the free-throw line. He logged 23.7 minutes per contest and totaled 242 points and 96 assists on the year. Rolison has developed into a poised and dependable back-court option, capable of facilitating the offense, contributing defensively, and stepping up in key moments—look for him to take on an even larger role for the Wolf Pack in 2025-26.

**2025-26 GAME-BY-GAME**

Opponent	Date	GS	MIN	Total		3-Pointers		Free throws		Rebounds				PF	A	TO	BLK	STL	PTS	AVG
				FG-FGA	PCT	3FG-3FGA	PCT	FT-FTA	PCT	OFF	DEF	TOT	AVG							
Louisiana Tech	11/04/2025	*	16:57	0-3	.000	0-1	.000	0-0	.000	0	0	0	0.0	3	7	2	0	0	0.0	
Pacific	11/08/2025		23:59	5-8	.625	1-2	.500	3-5	.600	0	5	5	2.5	1	1	2	1	2	14	7.0
Southern Ill.	11/12/2025	*	36:29	3-11	.273	1-6	.167	2-4	.500	0	2	2	2.3	3	7	0	0	9	7.7	
at Santa Clara	11/15/2025	*	25:49	1-6	.167	1-3	.333	3-4	.750	0	3	3	2.5	2	4	3	0	0	6	7.3
UC Davis	11/18/2025		15:50	0-3	.000	0-1	.000	0-0	.000	0	1	1	2.2	2	3	3	0	1	0	5.8
UC Santa Barbara	11/22/2025		15:26	0-1	.000	0-0	.000	4-4	1.000	0	3	3	2.3	1	2	1	0	3	4	5.5
vs Washington	11/27/2025		19:14	1-6	.167	0-1	.000	1-3	.333	0	0	0	2.0	3	2	1	0	1	3	5.1
UC San Diego	12/02/2025		12:26	0-0	.000	0-0	.000	0-0	.000	0	0	0	1.8	1	3	1	0	0	0	4.5
at Washington St.	12/07/2025		16:58	1-4	.250	0-1	.000	2-2	1.000	1	2	3	1.9	4	1	0	0	1	4	4.4
Duquesne	12/13/2025		19:32	2-7	.286	0-0	.000	2-2	1.000	2	3	5	2.2	0	2	0	0	0	6	4.6
Boise St.	12/20/2025		17:26	1-4	.250	0-0	.000	2-2	1.000	0	1	1	2.1	2	3	1	0	0	4	4.5
at Colorado St.	12/30/2025		21:43	6-9	.667	2-5	.400	7-11	.636	2	3	5	2.3	3	2	2	0	3	21	5.9
at Fresno St.	01/03/2026		23:48	6-11	.545	0-1	.000	4-5	.800	0	0	0	2.2	2	2	0	0	2	16	6.7
Totals		3	265:37	26-73	.356	5-21	.238	30-42	.714	5	23	28	2.2	27	39	16	1	13	87	6.7

**Rolison's Career Statistics**

				Field Goals		3-Point		F-Throws		Rebounds										Scoring	
SEASON	TEAM	GP-GS	MIN/AVG	FG-FGA	FG%	3FG-3FGA	3FG%	FT-FTA	FT%	OFF	DEF	TOT	AVG	PF-FO	A	TO	BLK	STL	PTS	AVG	
2023-24	Nevada	33-0	422/12.8	36-100	.360	16-42	.381	39-50	.780	5	45	50	1.5	52-0	50	24	1	21	127	3.8	
2024-25	Nevada	32-8	757/23.6	79-176	.449	22-71	.310	58-68	.853	10	82	92	2.9	64-1	64	38	4	27	238	7.4	
2025-26	Nevada	13-3	266/20.4	26-73	.356	5-21	.238	30-42	.714	5	23	28	2.2	27-0	39	16	1	13	87	6.7	
TOTAL		78-11	1444/18.5	141-349	.404	43-134	.321	127-160	.794	20	150	170	2.2	143-1	153	78	6	61	452	5.8	



4

# COREY CAMPER JR.

Fifth Year | 6-5 | 181 | G | Little Rock, Ark.



## 2025-26 SEASON HIGHS

Points	27, vs. UCSB (11/22)
FG Made	9, vs. UCSB (11/22)
FG Att.	17, vs. Southern Illinois (11/12)
3FG Made	4, vs. UCSB (11/22)
3FG Att.	7, vs. UCSB (11/22)
FT Made	7, vs. UC San Diego (12/02)
FT Att.	8, vs. UC San Diego (12/02)
Rebounds	7, vs. Southern Illinois (11/12)
Assists	3, 2x last vs. UCSB (11/22)
Steals	4, vs. UC Davis (11/18)
Blocks	1, 2x last vs. UCSB (11/22)
Minutes	33, vs. San Francisco (11/28)

## CAREER HIGHS

Points	27, vs. UCSB (11/22/25)
FG Made	9, vs. UCSB (11/22/25)
FG Att.	17, vs. Southern Illinois (11/12/25)
3FG Made	4, 2x last vs. UCSB (11/22/25)
3FG Att.	7, 2x last vs. UCSB (11/22/25)
FT Made	7, vs. UC San Diego (12/02/2025)
FT Att.	8, vs. Jacksonville State (02/01/24)
Rebounds	7, 3x last vs. UCSB (11/22/25)
Assists	7, vs. Liberty (01/16/25)
Steals	4, 2x last vs. UC Davis (11/18/25)
Blocks	2, vs. Sul Ross State (11/04/24)
Minutes	40, vs. Sam Houston (03/11/25)

## PLAYER NOTES

Corey Camper Jr., a 6-foot-5, 181-lb guard from Little Rock, Arkansas, enters his graduate year with Nevada bringing both scoring ability and two-way versatility. In the 2024-25 season, he averaged 10.5 points, 3.6 rebounds, and 2.0 assists per game while shooting 40.0% from the floor, 33.3% from three, and 77.8% from the free-throw line. Known for his defensive impact—averaging roughly 2.0 steals a game—Camper is viewed as a key two-way option who can defend multiple positions, space the floor, and create for himself and others.

## 2025-26 GAME-BY-GAME

Opponent	Date	GS	Total			3-Pointers		Free throws		Rebounds			PF	A	TO	BLK	STL	PTS	AVG	
			FG-FGA	PCT	3FG-3FGA	PCT	FT-FTA	PCT	OFF	DEF	TOT	AVG								
Louisiana Tech	11/04/2025	*	23:17	3-8	.375	1-3	.333	2-2	1.000	3	2	5	5.0	1	0	3	1	9	9.0	
Pacific	11/08/2025	*	23:45	4-8	.500	0-3	.000	4-7	.571	0	2	2	3.5	3	3	0	0	1	12	10.5
Southern Ill.	11/12/2025	*	32:19	8-17	.471	2-6	.333	2-3	.667	3	4	7	4.7	1	1	0	0	1	20	13.7
at Santa Clara	11/15/2025	*	28:11	7-15	.467	3-5	.600	4-4	1.000	2	2	4	4.5	0	1	2	0	1	21	15.5
UC Davis	11/18/2025	*	23:22	4-10	.400	2-7	.286	2-2	1.000	0	3	3	4.2	2	1	0	0	4	12	14.8
UC Santa Barbara	11/22/2025	*	31:49	9-14	.643	4-7	.571	5-6	.833	1	1	2	3.8	1	3	0	1	1	27	16.8
vs Washington	11/27/2025	*	30:19	1-8	.125	0-2	.000	3-4	.750	1	2	3	3.7	2	2	2	0	0	5	15.1
vs San Francisco	11/28/2025	*	33:23	7-14	.500	2-4	.500	6-7	.857	0	3	3	3.6	1	6	1	0	2	22	16.0
UC San Diego	12/02/2025	*	30:11	3-10	.300	2-6	.333	7-8	.875	0	3	3	3.6	0	3	2	0	0	15	15.9
at Fresno St.	01/03/2026		22:59	2-7	.286	1-3	.333	1-2	.500	2	1	3	3.5	0	1	1	1	1	6	14.9
Totals		9	279:34	48-111	.432	17-46	.370	36-45	.800	12	23	35	3.5	11	21	11	3	11	149	14.9

## Camper Jr.'s Career Statistics

				Field Goals		3-Point		F-Throws		Rebounds									Scoring	
SEASON	TEAM	GP-GS	MIN/AVG	FG-FGA	FG%	3FG-3FGA	3FG%	FT-FTA	FT%	OFF	DEF	TOT	AVG	PF-FO	A	TO	BLK	STL	PTS	AVG
2023-24	UTEP	34-24	940/27.6	101-249	.406	32-103	.311	52-73	.712	23	64	87	2.6	51-0	43	47	9	43	286	8.4
2024-25	UTEP	31-30	981/31.7	124-310	.400	29-87	.333	49-63	.778	28	84	112	3.6	50-0	61	44	7	61	326	10.5
2025-26	Nevada	10-9	280/28.0	48-111	.432	17-46	.370	36-45	.800	12	23	35	3.5	11-0	21	11	3	11	149	14.9
TOTAL FOR Nevada		10-9	280/28.0	48-111	.432	17-46	.370	36-45	.800	12	23	35	3.5	11-0	21	11	3	11	149	14.9
TOTAL		75-63	2200/29.3	273-670	.407	78-236	.331	137-181	.757	63	171	234	3.1	112-0	125	102	19	115	761	10.1

5

# AMIRE ROBINSON

RS Sophomore | 6-3 | 196 | G | Akron, Ohio



## 2025-26 SEASON HIGHS

Points	6, vs. Louisiana Tech (11/4)
FG Made	3, vs. Louisiana Tech (11/4)
FG Att.	6, vs. Louisiana Tech (11/4)
3FG Made	1, vs. Pacific (11/8)
3FG Att.	2, vs. Louisiana Tech (11/4)
FT Made	1, vs. UC Davis (11/18)
FT Att.	3, vs. UC Davis (11/18)
Rebounds	6, vs. Louisiana Tech (11/4)
Assists	1, vs. Louisiana Tech (11/4)
Steals	1, 3x last vs. Duquesne (12/13)
Blocks	1, vs. Pacific (11/8)
Minutes	16, vs. Louisiana Tech (11/4)

## CAREER HIGHS

Points	6, vs. Louisiana Tech (11/4/25)
FG Made	3, vs. Louisiana Tech (11/4/25)
FG Att.	6, vs. Louisiana Tech (11/4/25)
3FG Made	1, vs. Pacific (11/8/2025)
3FG Att.	2, vs. Louisiana Tech (11/4/25)
FT Made	1, vs. UC Davis (11/18/25)
FT Att.	3, vs. UC Davis (11/18/25)
Rebounds	6, vs. Louisiana Tech (11/4/2025)
Assists	1, vs. Louisiana Tech (11/4/2025)
Steals	1, 3x last vs. Duquesne (12/13/2025)
Blocks	1, vs. Pacific (11/8/2025)
Minutes	16, vs. Louisiana Tech (11/4/2025)

## PLAYER NOTES

Amire Robinson is a 6'4" guard from Akron, Ohio, playing for the Nevada Wolf Pack. As a freshman during the 2023-2024 season, Robinson appeared in 13 games off the bench. He averaged 0.5 points and 0.5 rebounds per game in limited minutes. Despite the small statistical output, Robinson's potential lies in his athleticism and ability to develop into a key contributor for Nevada in future seasons. His background includes a strong high school career at John R. Buchtel Community Learning Center in Akron, where he was known for his versatility as a combo guard. He will look to get minutes after in his redshirt year in in the 2025-26 season.

## 2025-26 GAME-BY-GAME

Opponent	Date	GS	MIN	Total		3-Pointers		Free throws		Rebounds				PF	A	TO	BLK	STL	PTS	AVG
				FG-FGA	PCT	3FG-3FGA	PCT	FT-FTA	PCT	OFF	DEF	TOT	AVG							
Louisiana Tech	11/04/2025		15:57	3-6	.500	0-2	.000	0-0	.000	2	4	6	6.0	0	1	0	0	1	6	6.0
Pacific	11/08/2025		11:50	2-2	1.000	1-1	1.000	0-0	.000	0	0	0	3.0	2	0	0	1	0	5	5.5
Southern Ill.	11/12/2025		13:05	0-2	.000	0-2	.000	0-0	.000	1	2	3	3.0	1	0	0	0	0	0	3.7
at Santa Clara	11/15/2025		08:11	0-3	.000	0-1	.000	0-0	.000	0	0	0	2.3	1	0	0	0	1	0	2.8
UC Davis	11/18/2025		10:21	0-0	.000	0-0	.000	1-3	.333	0	1	1	2.0	1	0	0	0	0	1	2.4
UC Santa Barbara	11/22/2025		04:11	1-2	.500	0-1	.000	0-0	.000	0	1	1	1.8	0	0	0	0	0	2	2.3
vs Washington	11/27/2025		10:19	1-1	1.000	1-1	1.000	0-0	.000	0	2	2	1.9	0	1	0	0	0	3	2.4
vs San Francisco	11/28/2025		05:42	0-0	.000	0-0	.000	0-0	.000	0	1	1	1.8	0	0	0	0	0	0	2.1
at Washington St.	12/07/2025		15:34	4-5	.800	3-4	.750	0-1	.000	0	2	2	1.8	0	0	0	0	0	11	3.1
Duquesne	12/13/2025		15:36	3-4	.750	1-2	.500	1-2	.500	1	1	2	1.8	2	1	0	0	1	8	3.6
Boise St.	12/20/2025		09:02	1-2	.500	0-0	.000	4-4	1.000	1	1	2	1.8	3	0	0	0	0	6	3.8
at Colorado St.	12/30/2025		10:22	1-4	.250	0-3	.000	0-0	.000	1	0	1	1.8	0	0	0	0	0	2	3.7
at Fresno St.	01/03/2026		05:11	0-2	.000	0-2	.000	0-0	.000	0	1	1	1.7	0	0	0	0	0	0	3.4
Totals		0	135:22	16-33	.485	6-19	.316	6-10	.600	6	16	22	1.7	10	3	0	1	3	44	3.4

## Robinson's Career Statistics

				Field Goals		3-Point		F-Throws		Rebounds								Scoring		
SEASON	TEAM	GP-GS	MIN/AVG	FG-FGA	FG%	3FG-3FGA	3FG%	FT-FTA	FT%	OFF	DEF	TOT	AVG	PF-FO	A	TO	BLK	STL	PTS	AVG
2023-24	Nevada	13-0	63/4.9	3-5	.600	0-2	.000	0-0	.000	1	9	10	0.8	6-0	3	1	1	0	6	0.5
2025-26	Nevada	13-0	135/10.4	16-33	.485	6-19	.316	6-10	.600	6	16	22	1.7	10-0	3	0	1	3	44	3.4
TOTAL		26-0	199/7.6	19-38	.500	6-21	.286	6-10	.600	7	25	32	1.2	16-0	6	1	2	3	50	1.9

6

## KALEB LOWERY

Sixth Year | 6-8 | 217 | F | San Diego, Calif.



## 2025-26 SEASON HIGHS

Points	4, vs. Louisiana Tech (11/4)
FG Made	3, vs. Colorado State (12/30)
FG Att.	4, 3x last vs. Colorado State (12/30)
3FG Made	1, 3x last vs. Colorado State (12/30)
3FG Att.	3, vs. Southern Illinois (11/12)
FT Made	2, 3x last vs. UCSB (11/22)
FT Att.	2, 3x last vs. UCSB (11/22)
Rebounds	3, 4x last vs. Boise State (12/20)
Assists	4, vs. Duquesne (12/13)
Steals	1, 2x last vs. Southern Illinois (11/12)
Blocks	2, vs. Boise State (12/30)
Minutes	20, vs. Boise State (12/20)

## CAREER HIGHS

Points	4, vs. Louisiana Tech (11/4)
FG Made	3, vs. Colorado State (12/30)
FG Att.	4, 3x last vs. Colorado State (12/30)
3FG Made	1, 3x last vs. Colorado State (12/30)
3FG Att.	3, vs. Southern Illinois (11/12)
FT Made	2, 3x last vs. UCSB (11/22)
FT Att.	2, 3x last vs. UCSB (11/22)
Rebounds	3, 4x last vs. Boise State (12/20)
Assists	4, vs. Duquesne (12/13)
Steals	1, 2x last vs. Southern Illinois (11/12)
Blocks	2, vs. Boise State (12/30)
Minutes	20, vs. Boise State (12/20)

## PLAYER NOTES

Lowery comes to Nevada after a stellar career at The Master's University, where he established himself as one of the most dominant players in the NAIA. In his final season, Lowery averaged 18.8 points and 10.4 rebounds per game, showcasing his ability to impact the game on both ends of the court. The 6-foot-8 forward racked up an impressive list of accolades throughout his collegiate career. Most recently, Lowery was named the Trevor Hudgins Award winner for the 2024-25 season, an honor given to the top NAIA men's basketball player. He was also recognized as an NAIA First Team All-American for the 2024-25 season and earned GSAC Player of the Year honors for a second time.

## 2025-26 GAME-BY-GAME

Opponent	Date	GS	MIN	Total		3-Pointers		Free throws		Rebounds				PF	A	TO	BLK	STL	PTS	AVG
				FG-FGA	PCT	3FG-3FGA	PCT	FT-FTA	PCT	OFF	DEF	TOT	AVG							
Louisiana Tech	11/04/2025		10:45	2-4	.500	0-2	.000	0-0	.000	0	1	1	1.0	2	0	0	0	0	4	4.0
Pacific	11/08/2025		09:42	0-1	.000	0-1	.000	2-2	1.000	0	1	1	1.0	0	0	1	0	1	2	3.0
Southern Ill.	11/12/2025		12:05	1-3	.333	1-3	.333	0-1	.000	1	0	1	1.0	3	1	1	1	1	3	3.0
at Santa Clara	11/15/2025		07:50	0-0	.000	0-0	.000	2-2	1.000	0	1	1	1.0	1	0	2	0	0	2	2.8
UC Santa Barbara	11/22/2025		10:28	0-0	.000	0-0	.000	2-2	1.000	0	1	1	1.0	3	0	2	0	0	2	2.6
vs Washington	11/27/2025		11:15	1-4	.250	0-1	.000	0-0	.000	1	2	3	1.3	4	0	0	1	0	2	2.5
vs San Francisco	11/28/2025	*	06:33	1-2	.500	1-2	.500	0-0	.000	0	3	3	1.6	4	0	0	0	0	3	2.6
UC San Diego	12/02/2025	*	15:16	1-1	1.000	0-0	.000	0-0	.000	0	1	1	1.5	1	1	0	1	0	2	2.5
at Washington St.	12/07/2025	*	15:53	0-1	.000	0-1	.000	0-0	.000	1	1	2	1.6	4	0	0	0	0	0	2.2
Duquesne	12/13/2025	*	13:07	2-3	.667	0-1	.000	0-0	.000	2	1	3	1.7	0	4	0	0	1	4	2.4
Boise St.	12/20/2025	*	20:13	2-2	1.000	0-0	.000	0-0	.000	1	2	3	1.8	2	1	0	1	0	4	2.5
at Colorado St.	12/30/2025	*	17:41	3-4	.750	1-2	.500	0-0	.000	1	1	2	1.8	4	2	0	2	0	7	2.9
at Fresno St.	01/03/2026	*	18:01	3-3	1.000	1-1	1.000	0-1	.000	1	4	5	2.1	2	0	0	0	0	7	3.2
Totals		7	168:49	16-28	.571	4-14	.286	6-8	.750	8	19	27	2.1	30	9	6	6	3	42	3.2

## Lowery's Career Statistics

				Field Goals		3-Point		F-Throws		Rebounds				Scoring						
SEASON	TEAM	GP-GS	MIN/AVG	FG-FGA	FG%	3FG-3FGA	3FG%	FT-FTA	FT%	OFF	DEF	TOT	AVG	PF-FO	A	TO	BLK	STL	PTS	AVG
2025-26	Nevada	13-7	169/13.0	16-28	.571	4-14	.286	6-8	.750	8	19	27	2.1	30-0	9	6	6	3	42	3.2
TOTAL		13-7	169/13.0	16-28	.571	4-14	.286	6-8	.750	8	19	27	2.1	30-0	9	6	6	3	42	3.2

7

VAUGHN WEEMS

Junior | 6-5 | 197 | G | Federal Way, Wash.



## 2025-26 SEASON HIGHS

Points	12, vs. Colorado State (12/30)
FG Made	5, vs. UC San Diego (12/02)
FG Att.	6, 3x last vs. Colorado State (12/30)
3FG Made	1, vs. UC Davis (11/18)
3FG Att.	2, 4x last vs. Colorado State (12/30)
FT Made	3, 2x last vs. Colorado State (12/30)
FT Att.	4, vs. Boise State (12/20)
Rebounds	9, vs. Colorado State (12/30)
Assists	2, 2x last vs. Boise St. (12/20)
Steals	2, 2x last vs. Boise St. (12/20)
Blocks	1, 2x last vs. Washington (11/27)
Minutes	29, vs. Colorado State (12/30)

## CAREER HIGHS

Points	12, vs. Colorado State (12/30)
FG Made	5, vs. UC San Diego (12/02)
FG Att.	6, 3x last vs. Colorado State (12/30)
3FG Made	1, vs. UC Davis (11/18)
3FG Att.	2, 4x last vs. Colorado State (12/30)
FT Made	3, 2x last vs. Colorado State (12/30)
FT Att.	4, vs. Boise State (12/20)
Rebounds	9, vs. Colorado State (12/30)
Assists	2, 2x last vs. Boise St. (12/20)
Steals	2, 2x last vs. Boise St. (12/20)
Blocks	1, 2x last vs. Washington (11/27)
Minutes	29, vs. Colorado State (12/30)

## PLAYER NOTES

A dynamic 6-foot-5 guard who spent the past two seasons at North Idaho College. A native of Federal Way, Washington, Weems joins the Wolf Pack after a standout sophomore campaign that saw him finish second in the nation among junior college scorers.

Weems averaged 26.7 points per game last season, trailing only Casper College's Abdul Bashir (27.2 ppg) among all Juco players. He added 8.1 rebounds, 3.0 steals, and 2.0 assists per game while shooting 53.1 percent from the field, 35.7 percent from three, and 78.4 percent from the free-throw line. His 88 steals ranked eighth nationally, third most in the country.

## 2025-26 GAME-BY-GAME

Opponent	Date	GS	MIN	Total		3-Pointers		Free throws		Rebounds				PF	A	TO	BLK	STL	PTS	AVG
				FG-FGA	PCT	3FG-3FGA	PCT	FT-FTA	PCT	OFF	DEF	TOT	AVG							
Louisiana Tech	11/04/2025		11:43	0-0	.000	0-0	.000	0-0	.000	0	0	0	0.0	1	0	3	0	0	0	0.0
Pacific	11/08/2025		16:29	1-4	.250	0-2	.000	0-2	.000	2	1	3	1.5	2	1	0	0	1	2	1.0
UC Davis	11/18/2025		20:50	4-5	.800	1-1	1.000	2-3	.667	1	3	4	2.3	1	0	2	1	1	11	4.3
UC Santa Barbara	11/22/2025		12:11	0-2	.000	0-0	.000	2-2	1.000	1	1	2	2.3	2	1	0	0	1	2	3.8
vs Washington	11/27/2025		15:07	3-5	.600	1-1	1.000	2-2	1.000	1	1	2	2.2	1	0	1	1	0	9	4.8
vs San Francisco	11/28/2025		22:58	3-6	.500	0-0	.000	0-1	.000	2	2	4	2.5	2	2	0	0	0	6	5.0
UC San Diego	12/02/2025		20:40	5-6	.833	1-2	.500	0-0	.000	1	4	5	2.9	2	0	2	0	2	11	5.9
at Washington St.	12/07/2025	*	18:56	1-3	.333	0-1	.000	2-2	1.000	1	2	3	2.9	4	1	1	0	0	4	5.6
Duquesne	12/13/2025	*	16:40	1-4	.250	0-0	.000	0-0	.000	1	0	1	2.7	2	0	2	0	1	2	5.2
Boise St.	12/20/2025	*	24:35	2-5	.400	1-2	.500	3-4	.750	0	1	1	2.5	4	2	2	0	2	8	5.5
at Colorado St.	12/30/2025	*	29:38	4-6	.667	1-2	.500	3-3	1.000	3	6	9	3.1	3	1	1	0	1	12	6.1
at Fresno St.	01/03/2026	*	25:24	4-8	.500	3-6	.500	2-2	1.000	3	3	6	3.3	1	2	1	2	1	13	6.7
<b>Totals</b>		<b>5</b>	<b>235:11</b>	<b>28-54</b>	<b>.519</b>	<b>8-17</b>	<b>.471</b>	<b>16-21</b>	<b>.762</b>	<b>16</b>	<b>24</b>	<b>40</b>	<b>3.3</b>	<b>25</b>	<b>10</b>	<b>15</b>	<b>4</b>	<b>10</b>	<b>80</b>	<b>6.7</b>

## Weems' Career Statistics

				Field Goals		3-Point		F-Throws		Rebounds				Scoring						
SEASON	TEAM	GP-GS	MIN/AVG	FG-FGA	FG%	3FG-3FGA	3FG%	FT-FTA	FT%	OFF	DEF	TOT	AVG	PF-FO	A	TO	BLK	STL	PTS	AVG
2025-26	Nevada	12-5	235/19.6	28-54	.519	8-17	.471	16-21	.762	16	24	40	3.3	25-0	10	15	4	10	80	6.7
<b>TOTAL</b>		<b>12-5</b>	<b>235/19.6</b>	<b>28-54</b>	<b>.519</b>	<b>8-17</b>	<b>.471</b>	<b>16-21</b>	<b>.762</b>	<b>16</b>	<b>24</b>	<b>40</b>	<b>3.3</b>	<b>25-0</b>	<b>10</b>	<b>15</b>	<b>4</b>	<b>10</b>	<b>80</b>	<b>6.7</b>



10

## JERIAH COLEMAN

Sixth Year | 7-1 | 248 | F | Anchorage, Alaska



## 2025-26 SEASON HIGHS

Points 2, 3x last vs. Boise St. (12/20)

FG Made 1, 3x last vs. Boise St. (12/20)

FG Att. 1, 3x last vs. Boise St. (12/20)

3Pt. FG Made -

3Pt. FG Att. -

FT Made 1, vs. Washington State (12/07)

FT Att. 2, vs. Washington State (12/07)

Rebounds 3, vs. Colorado State (12/30)

Assists 1, vs. Louisiana Tech (11/4)

Steals -

Blocks 1, vs. Southern Illinois (11/12)

Minutes 8, vs. Duquesne (12/13)

## CAREER HIGHS

Points 8, vs. Bryant (1/18/22)

2Pt. FG Made 4, vs. Bryant (1/18/22)

2Pt. FG Att. 4, vs. Bryant (1/18/22)

3FG Made -

3FG Att. -

FT Made 8, vs. Air Force (1/18/22)

FT Att. 10, vs. Air Force (1/18/22)

Rebounds 7, vs. Bryant (1/18/22)

Assists 2, vs. LIU (01/08/22)

Steals 1, vs. Pittsburg (02/26/22)

Blocks 3, vs. Pacific (11/26/23)

Minutes 14, vs. St. Francis (1/07/22)

## PLAYER NOTES

Jeriah Coleman, a 7-foot-1, 231-lb center/forward from Anchorage, Alaska, enters the 2025-26 season with the Nevada Wolf Pack men's basketball team as a graduate student bringing size, shot-blocking ability, and depth to the front court. A former standout at Clarendon College who recorded a remarkable 15-point, 15-rebound, 15-block game and averaged 3.6 blocks per game during his junior-college season. At Nevada, Coleman appeared in 12 games in 2024-25—averaging 1.1 points, 1.2 rebounds and 0.4 blocks in 4.3 minutes per game while shooting an efficient

## 2025-26 GAME-BY-GAME

Opponent	Date	GS	MIN	Total		3-Pointers		Free throws		Rebounds				PF	A	TO	BLK	STL	PTS	AVG
				FG-FGA	PCT	3FG-3FGA	PCT	FT-FTA	PCT	OFF	DEF	TOT	AVG							
Louisiana Tech	11/04/2025		07:06	1-1	1.000	0-0	.000	0-0	.000	1	0	1	1.0	2	1	0	0	0	2	2.0
Southern Ill.	11/12/2025		07:18	0-0	.000	0-0	.000	0-0	.000	0	2	2	1.5	1	0	0	1	0	0	1.0
at Santa Clara	11/15/2025		02:42	0-0	.000	0-0	.000	0-0	.000	1	1	2	1.7	1	0	0	0	0	0	0.7
UC Santa Barbara	11/22/2025		00:48	0-0	.000	0-0	.000	0-0	.000	0	0	0	1.3	1	0	0	0	0	0	0.5
vs Washington	11/27/2025		01:39	0-0	.000	0-0	.000	0-0	.000	0	0	0	1.0	0	0	0	0	0	0	0.4
vs San Francisco	11/28/2025		01:31	0-0	.000	0-0	.000	0-0	.000	0	0	0	0.8	0	0	0	0	0	0	0.3
at Washington St.	12/07/2025		03:28	0-0	.000	0-0	.000	1-2	.500	1	0	1	0.9	0	0	0	0	0	1	0.4
Duquesne	12/13/2025		08:14	1-1	1.000	0-0	.000	0-0	.000	0	1	1	0.9	1	0	0	1	0	2	0.6
Boise St.	12/20/2025		06:17	1-1	1.000	0-0	.000	0-0	.000	0	1	1	0.9	0	0	0	0	0	2	0.8
at Colorado St.	12/30/2025		07:42	0-0	.000	0-0	.000	0-0	.000	0	3	3	1.1	0	0	0	0	0	0	0.7
at Fresno St.	01/03/2026		06:31	1-1	1.000	0-0	.000	0-0	.000	0	0	0	1.0	1	0	0	0	0	2	0.8
Totals			0 53:16	4-4	1.000	0-0	.000	1-2	.500	3	8	11	1.0	7	1	0	2	0	9	0.8

## Coleman's Career Statistics

				Field Goals		3-Point		F-Throws		Rebounds										Scoring	
SEASON	TEAM	GP-GS	MIN/AVG	FG-FGA	FG%	3FG-3FGA	3FG%	FT-FTA	FT%	OFF	DEF	TOT	AVG	PF-FO	A	TO	BLK	STL	PTS	AVG	
2020-21	SF-PA	14-0	42/3.0	2-5	.400	0-0	.000	3-5	.600	3	9	12	0.9	10-0	0	3	4	2	7	0.5	
2021-22	SF-PA	28-0	171/6.1	26-40	.650	0-0	.000	11-22	.500	14	43	57	2.0	27-0	3	12	18	4	63	2.3	
2023-24	Nevada	16-0	52/3.3	4-11	.364	0-0	.000	4-9	.444	6	9	15	0.9	4-0	0	3	7	0	12	0.8	
2024-25	Nevada	12-0	52/4.4	5-6	.833	0-0	.000	3-4	.750	6	8	14	1.2	3-0	0	4	5	0	13	1.1	
2025-26	Nevada	11-0	53/4.8	4-4	1.000	0-0	.000	1-2	.500	3	8	11	1.0	7-0	1	0	2	0	9	0.8	
TOTAL FOR Nevada		39-0	158/4.0	13-21	.619	0-0	.000	8-15	.533	15	25	40	1.0	14-0	1	7	14	0	34	0.9	
TOTAL		81-0	371/4.6	41-66	.621	0-0	.000	22-42	.524	32	77	109	1.3	51-0	4	22	36	6	104	1.3	

12

# TAYSHAWN COMER

Senior | 6-1 | 204 | G | Indianapolis, Ind.



## 2025-26 SEASON HIGHS

Points	24, 2x last vs. Boise State (12/20)
FG Made	9, vs. Washington State (12/07)
FG Att.	18, vs. Southern Illinois (11/12)
3FG Made	2, vs. Pacific (11/08)
3FG Att.	7, vs. Southern Illinois (11/12)
FT Made	13, vs. Boise State (12/20)
FT Att.	14, 2x last vs. Boise State (12/20)
Rebounds	5, 2x last vs. Pacific (11/08)
Assists	7, vs. Southern Illinois (11/12)
Steals	3, vs. UCSB (11/22)
Blocks	1, vs. Santa Clara (11/15/25)
Minutes	34, vs. Southern Illinois (11/12)

## CAREER HIGHS

Points	27, vs. Murray State (01/29/25)
FG Made	9, vs. Washington State (12/07/25)
FG Att.	18, vs. Southern Illinois (11/12/25)
3FG Made	4, vs. Southern Illinois (02/05/25)
3FG Att.	10, vs. Southern Illinois (02/05/25)
FT Made	13, 2x last vs. Boise State (12/20/25)
FT Att.	24, vs. Murray State (01/29/25)
Rebounds	8, vs. Central Arkansas (01/11/25)
Assists	11, vs. Stetson (01/13/23)
Steals	5, vs. Brescia (11/22/23)
Blocks	1, vs. Illinois-Chicago (02/21/25)
Minutes	40, vs. Illinois-Chicago (02/21/25)

## PLAYER NOTES

Tayshawn Comer enters his senior season with the Nevada Wolf Pack after productive stops at Evansville and Eastern Kentucky. The 6'1" guard from Indianapolis averaged 16.2 points, 4.1 assists, and 3.7 rebounds per game last season at Evansville, earning Second Team All-Missouri Valley Conference honors. Known for his quickness, court vision, and ability to create off the dribble, Comer began his college career at Eastern Kentucky, where he was a steady playmaker and earned starts as a freshman. A former Indiana All-State selection from Cathedral High School, Comer brings experience, leadership, and a proven scoring touch to Nevada's backcourt for the 2025-26 campaign.

## 2025-26 GAME-BY-GAME

Opponent	Date	GS	MIN	Total		3-Pointers		Free throws		Rebounds				PF	A	TO	BLK	STL	PTS	AVG	
				FG-FGA	PCT	3FG-3FGA	PCT	FT-FTA	PCT	OFF	DEF	TOT	AVG								
Louisiana Tech	11/04/2025		18:53	3-11	.273	0-3	.000	4-4	1.000	1	4	5	5.0	3	2	1	0	2	10	10.0	
Pacific	11/08/2025	*	27:47	7-12	.583	2-3	.667	3-4	.750	1	4	5	5.0	1	2	2	0	1	19	14.5	
Southern Ill.	11/12/2025	*	33:49	6-18	.333	1-7	.143	10-14	.714	0	1	1	3.7	3	7	3	0	1	23	17.3	
at Santa Clara	11/15/2025	*	30:31	7-9	.778	2-3	.667	3-4	.750	1	0	1	3.0	1	3	2	1	0	19	17.8	
UC Davis	11/18/2025	*	30:27	2-9	.222	1-3	.333	5-6	.833	0	5	5	3.4	4	4	3	0	2	10	16.2	
UC Santa Barbara	11/22/2025	*	28:30	5-14	.357	1-4	.250	3-4	.750	0	2	2	3.2	1	3	2	0	3	14	15.8	
vs Washington	11/27/2025	*	28:31	6-11	.545	1-2	.500	3-4	.750	0	2	2	3.0	3	5	2	0	2	16	15.9	
vs San Francisco	11/28/2025	*	23:03	2-9	.222	0-2	.000	2-4	.500	0	1	1	2.8	1	4	0	0	1	6	14.6	
UC San Diego	12/02/2025	*	28:02	4-8	.500	2-4	.500	2-3	.667	0	2	2	2.7	2	6	1	0	0	12	14.3	
at Washington St.	12/07/2025	*	25:54	9-16	.563	4-6	.667	2-2	1.000	0	0	0	2.4	2	2	1	0	1	24	15.3	
Duquesne	12/13/2025	*	29:39	5-13	.385	0-2	.000	6-9	.667	0	1	1	2.3	2	1	2	0	1	16	15.4	
Boise St.	12/20/2025	*	27:21	5-9	.556	1-1	1.000	13-14	.929	0	1	1	2.2	3	4	2	0	1	24	16.1	
at Colorado St.	12/30/2025	*	22:28	1-9	.111	0-2	.000	0-0	.000	0	0	0	2.0	2	3	1	0	1	2	15.0	
at Fresno St.	01/03/2026	*	17:12	1-8	.125	0-3	.000	0-2	.000	0	3	3	2.1	2	3	3	0	0	2	14.1	
Totals			13	372:07	63-156	.404	15-45	.333	56-74	.757	3	26	29	2.1	30	49	25	1	16	197	14.1

## Comer's Career Statistics

SEASON	TEAM	GP-GS	MIN/AVG	Field Goals		3-Point		F-Throws		Rebounds				Scoring						
				FG-FGA	FG%	3FG-3FGA	3FG%	FT-FTA	FT%	OFF	DEF	TOT	AVG	PF-FO	A	TO	BLK	STL	PTS	AVG
2022-23	EKU	37-37	983/26.6	106-296	.358	37-116	.319	47-71	.662	15	71	86	2.3	86-2	134	78	3	43	296	8.0
2023-24	EKU	31-29	792/25.6	86-221	.389	31-85	.365	40-63	.635	15	61	76	2.5	74-1	92	57	3	26	243	7.8
2024-25	Evans	32-32	1151/36.0	165-427	.386	48-158	.304	140-178	.787	9	108	117	3.7	64-0	131	105	5	38	518	16.2
2025-26	Nevada	14-13	372/26.6	63-156	.404	15-45	.333	56-74	.757	3	26	29	2.1	30-0	49	25	1	16	197	14.1
TOTAL FOR Nevada		14-13	372/26.6	63-156	.404	15-45	.333	56-74	.757	3	26	29	2.1	30-0	49	25	1	16	197	14.1
TOTAL		114-111	3299/28.9	420-1100	.382	131-404	.324	283-386	.733	42	266	308	2.7	254-3	406	265	12	123	1254	11.0

17

## PEYTON WHITE

Freshman | 6-6 | 233 | F | Thousand Oaks,



## 2025-26 SEASON HIGHS

Points	15, vs. UC Davis (11/18)
FG Made	5, vs. UC Davis (11/18)
FG Att.	10, vs. San Francisco (11/28)
3FG Made	4, vs. UC Davis (11/18)
3FG Att.	5, vs. UC Davis (11/18)
FT Made	3, vs. UC San Diego (12/02)
FT Att.	5, vs. UC San Diego (12/02)
Rebounds	9, vs. UC San Diego (12/02)
Assists	1, 2x last vs. UC Davis (11/18)
Steals	1, vs. UC Davis (11/18)
Blocks	1, 2x last vs. UC San Diego (12/02)
Minutes	24, vs. UC Davis (11/18)

## CAREER HIGHS

Points	15, vs. UC Davis (11/18)
FG Made	5, vs. UC Davis (11/18)
FG Att.	10, vs. San Francisco (11/28)
3FG Made	4, vs. UC Davis (11/18)
3FG Att.	5, vs. UC Davis (11/18)
FT Made	3, vs. UC San Diego (12/02)
FT Att.	5, vs. UC San Diego (12/02)
Rebounds	9, vs. UC San Diego (12/02)
Assists	1, 2x last vs. UC Davis (11/18)
Steals	1, vs. UC Davis (11/18)
Blocks	1, 2x last vs. UC San Diego (12/02)
Minutes	24, vs. UC Davis (11/18)

## PLAYER NOTES

Peyton is an athletic and physical guard who knows how to play. He has got a good understanding of making plays that impact winning. He is another player on our team, the son of a great coach, Russell White. Peyton is also an outstanding student and knows the importance of being a student-athlete. He played in the AAU circuit for the BTI Basketball Club where he was a Pro16 champion. He is also a 2 time 1st team all league player for Crespi high school while also the second all time leading scorer at Crespi High School.

## 2025-26 GAME-BY-GAME

Opponent	Date	GS	MIN	Total		3-Pointers		Free throws		Rebounds				PF	A	TO	BLK	STL	PTS	AVG
				FG-FGA	PCT	3FG-3FGA	PCT	FT-FTA	PCT	OFF	DEF	TOT	AVG							
Louisiana Tech	11/04/2025		13:21	1-2	.500	0-0	.000	1-1	1.000	1	1	2	2.0	2	0	0	0	0	3	3.0
Pacific	11/08/2025		09:50	1-2	.500	0-0	.000	1-1	1.000	0	0	0	1.0	2	0	0	1	0	3	3.0
Southern Ill.	11/12/2025		08:02	0-1	.000	0-1	.000	0-0	.000	0	0	0	0.7	1	0	0	0	0	2	2.0
at Santa Clara	11/15/2025		14:41	3-5	.600	0-0	.000	0-0	.000	2	0	2	1.0	1	1	1	0	0	6	3.0
UC Davis	11/18/2025		24:25	5-6	.833	4-5	.800	1-2	.500	1	3	4	1.6	2	1	2	0	1	15	5.4
UC Santa Barbara	11/22/2025		05:49	1-3	.333	0-1	.000	0-0	.000	0	0	0	1.3	1	0	0	0	0	2	4.8
vs Washington	11/27/2025		12:38	1-2	.500	0-1	.000	2-2	1.000	2	1	3	1.6	1	0	0	0	0	4	4.7
vs San Francisco	11/28/2025		21:53	4-10	.400	2-2	1.000	0-0	.000	2	1	3	1.8	1	1	0	0	0	10	5.4
UC San Diego	12/02/2025		22:02	4-7	.571	0-2	.000	3-5	.600	2	7	9	2.6	0	0	0	1	0	11	6.0
at Washington St.	12/07/2025		26:39	1-7	.143	1-3	.333	4-4	1.000	0	2	2	2.5	1	1	0	0	0	7	6.1
Duquesne	12/13/2025		23:11	2-3	.667	1-1	1.000	7-8	.875	2	1	3	2.5	3	0	1	1	0	12	6.6
Boise St.	12/20/2025		18:18	3-6	.500	1-3	.333	2-3	.667	0	0	0	2.3	2	1	1	0	0	9	6.8
at Colorado St.	12/30/2025		17:38	1-4	.250	1-3	.333	4-5	.800	0	0	0	2.2	2	0	0	0	0	7	6.8
at Fresno St.	01/03/2026		19:45	1-1	1.000	1-1	1.000	0-0	.000	1	0	1	2.1	1	1	0	0	0	3	6.6
Totals		0	238:12	28-59	.475	11-23	.478	25-31	.806	13	16	29	2.1	20	6	5	3	1	92	6.6

## White's Career Statistics

				Field Goals		3-Point		F-Throws		Rebounds				Scoring						
SEASON	TEAM	GP-GS	MIN/AVG	FG-FGA	FG%	3FG-3FGA	3FG%	FT-FTA	FT%	OFF	DEF	TOT	AVG	PF-FO	A	TO	BLK	STL	PTS	AVG
2025-26	Nevada	14-0	238/17.0	28-59	.475	11-23	.478	25-31	.806	13	16	29	2.1	20-0	6	5	3	1	92	6.6
TOTAL		14-0	238/17.0	28-59	.475	11-23	.478	25-31	.806	13	16	29	2.1	20-0	6	5	3	1	92	6.6



21

# JOEL ARMOTRADING

Fifth Year | 6-10 | 244 | C | London, England



## 2025-26 SEASON HIGHS

Points	11, 2x last vs. Southern Illinois (11/12)
FG Made	3, vs. Southern Illinois (11/12)
FG Att.	8, vs. UC Davis (11/18)
3Pt. FG Made	-
3Pt. FG Att.	-
FT Made	7, vs. Pacific (11/08)
FT Att.	11, vs. Pacific (11/08)
Rebounds	15, vs. Pacific (11/08)
Assists	1, vs. Louisiana Tech (11/4)
Steals	2, vs. Santa Clara (11/15)
Blocks	3, vs. UCSB (11/22)
Minutes	27, 2x vs. Santa Clara (11/15)

## CAREER HIGHS

Points	16, vs. St. Francis (IL) (12/14/24)
FG Made	8, vs. St. Francis (IL) (12/14/24)
FG Att.	9, vs. St. Francis (IL) (12/14/24)
3FG Made	-
3FG Att.	1, vs. Denver (11/09/23)
FT Made	7, vs. Pacific (11/08/2025)
FT Att.	11, vs. UC Davis (02/03/24)
Rebounds	15, vs. Pacific (11/08/25)
Assists	6, vs. UC Irvine (01/23/25)
Steals	2, 2x last vs. Santa Clara (11/15/25)
Blocks	6, vs. CSUN (03/06/25)
Minutes	30, vs. UC Irvine (01/23/25)

## PLAYER NOTES

Joel Armotrading is a 6'10", 244-lb graduate center hailing from London, England, who adds significant frontcourt depth and defensive presence to the Wolf Pack roster. In his 2024-25 campaign with UC Riverside Highlanders, he started 31 of 33 games and averaged 5.8 points, 6.5 rebounds and 1.2 blocks per game while shooting 60.2% from the floor. His prior path includes time at Cal Poly Mustangs and the College of Southern Idaho Golden Eagles junior-college program, where he developed a reputation for rim protection and rebounding.

## 2025-26 GAME-BY-GAME

Opponent	Date	GS	MIN	Total		3-Pointers		Free throws		Rebounds				PF	A	TO	BLK	STL	PTS	AVG
				FG-FGA	PCT	3FG-3FGA	PCT	FT-FTA	PCT	OFF	DEF	TOT	AVG							
Louisiana Tech	11/04/2025	*	21:42	2-4	.500	0-0	.000	2-2	1.000	2	4	6	6.0	1	1	0	2	0	6	6.0
Pacific	11/08/2025	*	27:22	2-2	1.000	0-0	.000	7-11	.636	7	8	15	10.5	2	0	1	2	0	11	8.5
Southern Ill.	11/12/2025	*	25:48	3-7	.429	0-0	.000	5-5	1.000	1	4	5	8.7	5	0	0	0	0	11	9.3
at Santa Clara	11/15/2025	*	27:15	2-5	.400	0-0	.000	3-4	.750	1	1	2	7.0	3	2	1	1	2	7	8.8
UC Davis	11/18/2025	*	21:31	2-8	.250	0-0	.000	0-0	.000	1	2	3	6.2	3	0	3	1	0	4	7.8
UC Santa Barbara	11/22/2025	*	28:07	0-1	.000	0-0	.000	2-2	1.000	1	2	3	5.7	5	0	3	3	1	2	6.8
vs Washington	11/27/2025	*	05:31	1-1	1.000	0-0	.000	0-0	.000	0	2	2	5.1	0	0	0	0	0	2	6.1
Totals			7 157:17	12-28	.429	0-0	.000	19-24	.792	13	23	36	5.1	19	3	8	9	3	43	6.1

## Armotrading's Career Statistics

				Field Goals		3-Point		F-Throws		Rebounds				Scoring						
SEASON	TEAM	GP-GS	MIN/AVG	FG-FGA	FG%	3FG-3FGA	3FG%	FT-FTA	FT%	OFF	DEF	TOT	AVG	PF-FO	A	TO	BLK	STL	PTS	AVG
2023-24	CPO	30-11	583/19.4	50-92	.543	0-1	.000	49-83	.590	56	89	145	4.8	71-2	11	32	39	11	149	5.0
2024-25	UCR	33-31	722/21.9	77-128	.602	0-0	.000	39-53	.736	79	136	215	6.5	104-6	17	31	40	13	193	5.8
2025-26	Nevada	7-7	157/22.5	12-28	.429	0-0	.000	19-24	.792	13	23	36	5.1	19-2	3	8	9	3	43	6.1
TOTAL FOR Nevada		7-7	157/22.5	12-28	.429	0-0	.000	19-24	.792	13	23	36	5.1	19-2	3	8	9	3	43	6.1
TOTAL		70-49	1462/20.9	139-248	.560	0-1	.000	107-160	.669	148	248	396	5.7	194-10	31	71	88	27	385	5.5

24

## CHRISTOPHER BAUDREAU

Freshman | 6-9 | 205 | F | Las Vegas, Nev.



## 2025-26 SEASON HIGHS

Points 2, vs. Louisiana Tech (11/4)

FG Made 1, vs. Louisiana Tech (11/4)

FG Att. 1, vs. Louisiana Tech (11/4)

3FG Made -

3FG Att. -

FT Made -

FT Att. -

Rebounds -

Assists -

Steals -

Blocks -

Minutes 2, vs. Louisiana Tech (11/4)

## CAREER HIGHS

Points 2, vs. Louisiana Tech (11/4/25)

FG Made 1, vs. Louisiana Tech (11/4/25)

FG Att. 1, vs. Louisiana Tech (11/4/25)

3FG Made -

3FG Att. -

FT Made -

FT Att. -

Rebounds -

Assists -

Steals -

Blocks -

Minutes 2, vs. Louisiana Tech (11/4/25)

## PLAYER NOTES

Christopher Baudreau enters his first season with the Nevada Men's Basketball program as a walk-on for the 2025-26 campaign. A product of powerhouse Bishop Gorman High School in Las Vegas, Baudreau helped lead the Gaels to a Nevada state championship, showcasing his leadership, work ethic, and commitment to team success. Known for his energy on both ends of the floor and his high basketball IQ, Baudreau brings a winning pedigree and relentless drive to the Wolf Pack.

## 2025-26 GAME-BY-GAME

				Total		3-Pointers		Free throws		Rebounds										
Opponent	Date	GS	MIN	FG-FGA	PCT	3FG-3FGA	PCT	FT-FTA	PCT	OFF	DEF	TOT	AVG	PF	A	TO	BLK	STL	PTS	AVG
Louisiana Tech	11/04/2025		01:41	1-1	1.000	0-0	.000	0-0	.000	0	0	0	0.0	0	0	0	0	0	2	2.0
Totals		0	01:41	1-1	1.000	0-0	.000	0-0	.000	0	0	0	0.0	0	0	0	0	0	2	2.0

## Baudreau's Career Statistics

				Field Goals		3-Point		F-Throws		Rebounds				Scoring							
SEASON	TEAM	GP-GS	MIN/AVG	FG-FGA	FG%	3FG-3FGA	3FG%	FT-FTA	FT%	OFF	DEF	TOT	AVG	PF	FO	A	TO	BLK	STL	PTS	AVG
2025-26	Nevada	1-0	2/1.7	1-1	1.000	0-0	.000	0-0	.000	0	0	0	0.0	0-0	0	0	0	0	0	2	2.0
TOTAL		1-0	2/1.7	1-1	1.000	0-0	.000	0-0	.000	0	0	0	0.0	0-0	0	0	0	0	0	2	2.0



50

## ETHAN CROLEY

Freshman | 6-9 | 247 | F | San Antonio, Tex-



## 2025-26 SEASON HIGHS

Points	11, vs. San Francisco (11/28)
2FG Made	5, vs. San Francisco (11/28)
2FG Att.	7, vs. San Francisco (11/28)
3Pt. FG Made	-
3Pt. FG Att.	1, vs. San Francisco (11/28)
FT Made	1, vs. San Francisco (11/28)
FT Att.	2, vs. Washington (11/27)
Rebounds	10, vs. San Francisco (11/28)
Assists	-
Steals	1, vs. San Francisco (11/28)
Blocks	1, vs. San Francisco (11/28)
Minutes	17, vs. San Francisco (11/28)

## CAREER HIGHS

Points	11, vs. San Francisco (11/28)
2Pt. FG Made	5, vs. San Francisco (11/28)
2Pt. FG Att.	7, vs. San Francisco (11/28)
3Pt. FG Made	-
3Pt. FG Att.	1, vs. San Francisco (11/28)
FT Made	1, vs. San Francisco (11/28)
FT Att.	2, vs. Washington (11/27)
Rebounds	10, vs. San Francisco (11/28)
Assists	-
Steals	1, vs. San Francisco (11/28)
Blocks	1, vs. San Francisco (11/28)
Minutes	17, vs. San Francisco (11/28)

## PLAYER NOTES

Croley has spent the past year competing in the Overtime Elite league with the Diamond Doves, where he developed his inside game against elite competition. In his most recent season, Croley averaged 16.7 points, 10.7 rebounds, and shot 46.7 percent from the field. Originally from San Antonio, Texas, Croley played high school basketball at Clark High, earning All-District First Team recognition as a senior. With Croley in the mix, Nevada adds size, physicality, and effort to its interior rotation

## 2025-26 GAME-BY-GAME

Opponent	Date	GS	MIN	Total		3-Pointers		Free throws		Rebounds				PF	A	TO	BLK	STL	PTS	AVG
				FG-FGA	PCT	3FG-3FGA	PCT	FT-FTA	PCT	OFF	DEF	TOT	AVG							
UC Santa Barbara	11/22/2025		03:44	0-0	.000	0-0	.000	0-0	.000	0	0	0	0.0	3	0	2	0	0	0	0.0
vs Washington	11/27/2025		03:14	1-1	1.000	0-0	.000	0-2	.000	0	0	0	0.0	1	0	0	0	0	2	1.0
vs San Francisco	11/28/2025		16:49	5-7	.714	0-1	.000	1-1	1.000	5	5	10	3.3	2	0	1	1	1	11	4.3
UC San Diego	12/02/2025		12:44	1-4	.250	0-0	.000	1-2	.500	3	2	5	3.8	0	0	0	1	0	3	4.0
Duquesne	12/13/2025		02:41	1-1	1.000	0-0	.000	2-3	.667	0	1	1	3.2	0	0	0	0	0	4	4.0
Boise St.	12/20/2025		02:59	0-0	.000	0-0	.000	0-0	.000	0	0	0	2.7	0	0	0	0	0	0	3.3
at Colorado St.	12/30/2025		04:05	1-1	1.000	0-0	.000	0-0	.000	0	0	0	2.3	0	0	0	0	0	2	3.1
at Fresno St.	01/03/2026		01:15	0-0	.000	0-0	.000	0-0	.000	0	0	0	2.0	0	0	0	0	0	0	2.8
Totals		0	47:31	9-14	.643	0-1	.000	4-8	.500	8	8	16	2.0	6	0	3	2	1	22	2.8

## Croley's Career Statistics

				Field Goals		3-Point		F-Throws		Rebounds				Scoring						
SEASON	TEAM	GP-GS	MIN/AVG	FG-FGA	FG%	3FG-3FGA	3FG%	FT-FTA	FT%	OFF	DEF	TOT	AVG	PF-FO	A	TO	BLK	STL	PTS	AVG
2025-26	Nevada	8-0	48/5.9	9-14	.643	0-1	.000	4-8	.500	8	8	16	2.0	6-0	0	3	2	1	22	2.8
TOTAL		8-0	48/5.9	9-14	.643	0-1	.000	4-8	.500	8	8	16	2.0	6-0	0	3	2	1	22	2.8

# OVERALL STATS



## 2025-26 Nevada Men's Basketball Combined Team Statistics All games

Page 1/1  
as of Jan 05, 2026

### Game Records

Record	Overall	Home	Away	Neutral
ALL GAMES	11-3	7-1	3-1	1-1
CONFERENCE	3-0	1-0	2-0	0-0
NON-CONFERENCE	8-3	6-1	1-1	1-1

### Score by Periods

Team	1st	2nd	OT	TOT
Nevada	473	586	14	1073
Opponents	454	532	9	995

### Team Box Score

No.	Player				Total		3-Point		F-Throw		Rebounds													
		GP-GS	MIN	AVG	FG-FGA	FG%	3FG-3FGA	3FG%	FT-FTA	FT%	OFF	DEF	TOT	AVG	PF	DQ	A	TO	BLK	STL	PTS	AVG		
4	CAMPER JR., Corey	10-9	279:34	28.0	48-111	.432	17-46	.370	36-45	.800	12	23	35	3.5	11	0	21	11	3	11	149	14.9		
12	COMER, Tayshawn	14-13	372:07	26.6	63-156	.404	15-45	.333	56-74	.757	3	26	29	2.1	30	0	49	25	1	16	197	14.1		
1	PRICE, Elijah	14-14	431:31	30.8	46-116	.397	5-15	.333	67-95	.705	38	77	115	8.2	34	0	14	14	26	17	164	11.7		
0	BAILEY III, Chuck	14-12	328:43	23.5	41-106	.387	15-38	.395	17-22	.773	15	35	50	3.6	35	0	21	10	3	9	114	8.1		
3	ROLISON, Tyler	13-3	265:37	20.4	26-73	.356	5-21	.238	30-42	.714	5	23	28	2.2	27	0	39	16	1	13	87	6.7		
7	WEEMS, Vaughn	12-5	235:11	19.6	28-54	.519	8-17	.471	16-21	.762	16	24	40	3.3	25	0	10	15	4	10	80	6.7		
17	WHITE, Peyton	14-0	238:12	17.0	28-59	.475	11-23	.478	25-31	.806	13	16	29	2.1	20	0	6	5	3	1	92	6.6		
21	ARMOTRADING, Joel	7-7	157:17	22.5	12-28	.429	0-0	.000	19-24	.792	13	23	36	5.1	19	2	3	8	9	3	43	6.1		
5	ROBINSON, Amire	13-0	135:22	10.4	16-33	.485	6-19	.316	6-10	.600	6	16	22	1.7	10	0	3	0	1	3	44	3.4		
6	LOWERY, Kaleb	13-7	168:49	13.0	16-28	.571	4-14	.286	6-8	.750	8	19	27	2.1	30	0	9	6	6	3	42	3.2		
50	CROLEY, Ethan	8-0	47:31	5.9	9-14	.643	0-1	.000	4-8	.500	8	8	16	2.0	6	0	0	3	2	1	22	2.8		
2	WALKER, Myles	12-0	110:09	9.2	10-19	.526	4-8	.500	4-4	1.000	1	9	10	0.8	8	0	19	6	0	12	28	2.3		
24	BAUDREAU, Christopher	1-0	01:41	1.7	1-1	1.000	0-0	.000	0-0	.000	0	0	0	0.0	0	0	0	0	0	0	2	2.0		
12	COLEMAN, Jeriah	11-0	53:16	4.8	4-4	1.000	0-0	.000	1-2	.500	3	8	11	1.0	7	0	1	0	2	0	9	0.8		
Team											26	29	55				6							
Total		14	2825		348-802	.434	90-247	.364	287-386	.744	167	336	503	35.9	262	2	195	125	61	99	1073	76.6		
Opponents		14	2825		331-766	.432	112-329	.340	221-312	.708	145	340	485	34.6	296	6	194	173	54	71	995	71.1		

### Team Statistics

	NEVADA	OPP
<b>Scoring</b>	<b>1073</b>	<b>995</b>
Points per game	76.6	71.1
Scoring margin	+5.6	-
<b>Field goals-att</b>	<b>348-802</b>	<b>331-766</b>
Field goal pct	.434	.432
<b>3 point fg-att</b>	<b>90-247</b>	<b>112-329</b>
3-point FG pct	.364	.340
3-pt FG made per game	6.4	8.0
<b>Free throws-att</b>	<b>287-386</b>	<b>221-312</b>
Free throw pct	.744	.708
F-Throws made per game	20.5	15.8
<b>Rebounds</b>	<b>503</b>	<b>485</b>
Rebounds per game	35.9	34.6
Rebounding margin	+1.3	-
<b>Assists</b>	<b>195</b>	<b>194</b>
Assists per game	13.9	13.9
<b>Turnovers</b>	<b>125</b>	<b>173</b>
Turnovers per game	8.9	12.4
Turnover margin	+3.4	-
Assist/turnover ratio	1.6	1.1
<b>Steals</b>	<b>99</b>	<b>71</b>
Steals per game	7.1	5.1
<b>Blocks</b>	<b>61</b>	<b>54</b>
Blocks per game	4.4	3.9
<b>Winning streak</b>	<b>7</b>	<b>-</b>
Home win streak	4	-
<b>Attendance</b>	<b>59289</b>	<b>13642</b>
Home games-Avg/Game	8-7411	4-3411
Neutral site-Avg/Game	-	2-0

### Team Results

Date	Opponent		Score	Att.
11/04/2025	Louisiana Tech	W	77-50	7144
11/08/2025	Pacific	W	78-77	7307
11/12/2025	Southern Ill.	Wot	86-81	7001
11/15/2025	at Santa Clara	L	83-98	1741
11/18/2025	UC Davis	L	71-75	6957
11/22/2025	UC Santa Barbara	W	77-64	7340
11/27/2025	vs Washington	L	66-83	0
11/28/2025	vs San Francisco	W	81-65	0
12/02/2025	UC San Diego	W	76-70	7211
12/07/2025	at Washington St.	W	78-64	2548
12/13/2025	Duquesne	W	78-75	7238
12/20/2025	Boise St.	W	81-66	9091
12/30/2025	at Colorado St.	W	75-62	5326
01/03/2026	at Fresno St.	W	66-65	4027

# SCHEDULE-RESULTS



## 2025-26 Nevada Men's Basketball Season Schedule/Results & Leaders All games

Page 1/1  
as of Jan 05, 2026

### Game Records

Record	Overall	Home	Away	Neutral
ALL GAMES	11-3	7-1	3-1	1-1
CONFERENCE	3-0	1-0	2-0	0-0
NON-CONFERENCE	8-3	6-1	1-1	1-1

### Team Results

Date	Opponent		Score	Att.	High Points	High Rebounds
11/04/2025	Louisiana Tech	W	77-50	7144	(24) BAILEY III, Chuck	(8) PRICE, Elijah
11/08/2025	Pacific	W	78-77	7307	(19) COMER, Tayshawn	(15) ARMOTRADING, Joel
11/12/2025	Southern Ill.	Wot	86-81	7001	(23) COMER, Tayshawn	(19) PRICE, Elijah
11/15/2025	at Santa Clara	L	83-98	1741	(21) CAMPER JR., Corey	(6) BAILEY III, Chuck
11/18/2025	UC Davis	L	71-75	6957	(15) PRICE, Elijah	(6) PRICE, Elijah
					(15) WHITE, Peyton	
11/22/2025	UC Santa Barbara	W	77-64	7340	(27) CAMPER JR., Corey	(8) PRICE, Elijah
11/27/2025	vs Washington	L	66-83	0	(16) COMER, Tayshawn	(8) PRICE, Elijah
11/28/2025	vs San Francisco	W	81-65	0	(22) CAMPER JR., Corey	(10) CROLEY, Ethan
12/02/2025	UC San Diego	W	76-70	7211	(15) CAMPER JR., Corey	(9) WHITE, Peyton
12/07/2025	at Washington St.	W	78-64	2548	(24) COMER, Tayshawn	(8) PRICE, Elijah
12/13/2025	Duquesne	W	78-75	7238	(16) COMER, Tayshawn	(9) PRICE, Elijah
12/20/2025	Boise St.	W	81-66	9091	(24) COMER, Tayshawn	(6) PRICE, Elijah
						(6) BAILEY III, Chuck
12/30/2025	at Colorado St.	W	75-62	5326	(21) ROLISON, Tyler	(11) PRICE, Elijah
01/03/2026	at Fresno St.	W	66-65	4027	(16) ROLISON, Tyler	(9) PRICE, Elijah

### Attendance Summary

	Games	Attend	Avg/Game
Home	8	59289	7411
Away	4	13642	3411
Neutral	2	0	0
<b>Total</b>	<b>14</b>	<b>72931</b>	<b>5209</b>

# NEVADA G-B-G



## 2025-26 Nevada Men's Basketball Team Game-by-Game All games

Page 1/1  
as of Jan 05, 2026

				Total		3-Pointers		Free throws		Rebounds											
Opponent	Date	Score		FG-FGA	PCT	3FG-3FGA	PCT	FT-FTA	PCT	OFF	DEF	TOT	AVG	PF	A	TO	BLK	STL	PTS	AVG	
Louisiana Tech	11/04/2025	77-50	W	25-56	.446	6-20	.300	21-28	.750	17	28	45	45.0	17	16	10	3	6	77	77.0	
Pacific	11/08/2025	78-77	W	25-58	.431	4-15	.267	24-39	.615	18	31	49	47.0	18	10	9	8	7	78	77.5	
Southern Ill.	11/12/2025	86-81	Wot	27-78	.346	8-33	.242	24-33	.727	18	34	52	48.7	22	18	4	4	4	86	80.3	
at Santa Clara	11/15/2025	83-98	L	26-58	.448	7-14	.500	24-28	.857	12	17	29	43.8	16	17	12	2	7	83	81.0	
UC Davis	11/18/2025	71-75	L	21-53	.396	8-20	.400	21-29	.724	9	23	32	41.4	22	14	17	3	10	71	79.0	
UC Santa Barbara	11/22/2025	77-64	W	23-48	.479	5-15	.333	26-30	.867	7	28	35	40.3	20	14	13	5	11	77	78.7	
vs Washington	11/27/2025	66-83	L	22-59	.373	6-14	.429	16-23	.696	9	21	30	38.9	22	11	9	7	3	66	76.9	
vs San Francisco	11/28/2025	81-65	W	30-63	.476	7-14	.500	14-18	.778	11	18	29	37.6	18	19	4	2	6	81	77.4	
UC San Diego	12/02/2025	76-70	W	28-60	.467	7-20	.350	13-22	.591	15	30	45	38.4	12	19	8	6	3	76	77.2	
at Washington St.	12/07/2025	78-64	W	25-60	.417	10-20	.500	18-21	.857	14	21	35	38.1	20	8	6	2	7	78	77.3	
Duquesne	12/13/2025	78-75	W	25-56	.446	4-10	.400	24-32	.750	12	23	35	37.8	17	12	8	5	9	78	77.4	
Boise St.	12/20/2025	81-66	W	25-45	.556	4-9	.444	27-34	.794	5	18	23	36.6	23	17	7	2	9	81	77.7	
at Colorado St.	12/30/2025	75-62	W	22-52	.423	8-22	.364	23-31	.742	11	24	35	36.5	20	9	8	5	8	75	77.5	
at Fresno St.	01/03/2026	66-65	W	24-56	.429	6-21	.286	12-18	.667	9	20	29	35.9	15	11	10	7	9	66	76.6	
Total		1073		348-802	.434	90-247	.364	287-386	.744	167	336	503	35.9	262	195	125	61	99	1073	76.6	
Opponents		995		331-766	.432	112-329	.340	221-312	.708	145	340	485	34.6	296	194	173	54	71	995	71.1	

### Nevada Averages

Games Played	Points/game	FG Pct	3FG Pct	FT Pct	Rebounds/game	Assists/game	Turnovers/game	Assist/Turnover ratio	Steals/game	Blocks/game
14	76.6	43.4	36.4	74.4	35.9	13.9	8.9	1.6	7.1	4.4



# OPPONENT G-B-G



## 2025-26 Nevada Men's Basketball Opponents Game-by-Game All games

Page 1/1  
as of Jan 05, 2026

				Total		3-Pointers		Free throws		Rebounds											
Opponent	Date	Score		FG-FGA	PCT	3FG-3FGA	PCT	FT-FTA	PCT	OFF	DEF	TOT	AVG	PF	A	TO	BLK	STL	PTS	AVG	
Louisiana Tech	11/04/2025	77-50	W	18-50	.360	3-22	.136	11-17	.647	8	18	26	26.0	21	10	13	8	6	50	50.0	
Pacific	11/08/2025	78-77	W	26-59	.441	15-33	.455	10-15	.667	7	27	34	30.0	31	17	8	3	3	77	63.5	
Southern Ill.	11/12/2025	86-81	Wot	29-66	.439	4-17	.235	19-29	.655	10	39	49	36.3	26	13	8	1	1	81	69.3	
at Santa Clara	11/15/2025	83-98	L	38-61	.623	12-25	.480	10-16	.625	10	21	31	35.0	23	27	11	11	8	98	76.5	
UC Davis	11/18/2025	71-75	L	22-45	.489	11-26	.423	20-27	.741	4	24	28	33.6	20	14	20	1	8	75	76.2	
UC Santa Barbara	11/22/2025	77-64	W	21-52	.404	7-24	.292	15-23	.652	10	20	30	33.0	20	11	15	4	6	64	74.2	
vs Washington	11/27/2025	66-83	L	24-55	.436	8-14	.571	27-36	.750	13	31	44	34.6	17	17	14	4	5	83	75.4	
vs San Francisco	11/28/2025	81-65	W	19-49	.388	7-23	.304	20-25	.800	12	22	34	34.5	18	14	15	3	2	65	74.1	
UC San Diego	12/02/2025	76-70	W	28-69	.406	6-23	.261	8-11	.727	13	23	36	34.7	19	8	4	2	5	70	73.7	
at Washington St.	12/07/2025	78-64	W	20-51	.392	7-24	.292	17-22	.773	11	23	34	34.6	18	9	14	6	3	64	72.7	
Duquesne	12/13/2025	78-75	W	23-59	.390	11-33	.333	18-20	.900	14	24	38	34.9	24	16	13	3	6	75	72.9	
Boise St.	12/20/2025	81-66	W	20-45	.444	7-22	.318	19-31	.613	11	19	30	34.5	24	14	13	0	6	66	72.3	
at Colorado St.	12/30/2025	75-62	W	19-51	.373	6-24	.250	18-29	.621	12	23	35	34.5	19	10	10	8	6	62	71.5	
at Fresno St.	01/03/2026	66-65	W	24-54	.444	8-19	.421	9-11	.818	10	26	36	34.6	16	14	15	0	6	65	71.1	
Total		995		331-766	.432	112-329	.340	221-312	.708	145	340	485	34.6	296	194	173	54	71	995	71.1	
Nevada		1073		348-802	.434	90-247	.364	287-386	.744	167	336	503	35.9	262	195	125	61	99	1073	76.6	

### Opponents Averages

Games Played	Points/game	FG Pct	3FG Pct	FT Pct	Rebounds/game	Assists/game	Turnovers/game	Assist/Turnover ratio	Steals/game	Blocks/game
14	71.1	43.2	34.0	70.8	34.6	13.9	12.4	1.1	5.1	3.9

# PTS-REB-AST



## 2025-26 Nevada Men's Basketball Points-rebounds-assists All games

Page 1/1  
as of Jan 05, 2026

Opponent	Date	Score		0	1	2	3	4	5	6	7	12	12	17
				BAILEY III	PRICE,ELIJ	WALKER,MYL	ROLISON,TY	CAMPER JR.	ROBINSON,A	LOWERY,KAL	WEEMS,VAUG	COLEMAN,JE	COMER,TAYS	WHITE,PEYT
Louisiana Tech	11/04/2025	77-50	W	24-4-2	9-8-1	2-0-1	0-0-7	9-5-0	6-6-1	4-1-0	0-0-0	2-1-1	10-5-2	3-2-0
Pacific	11/08/2025	78-77	W	0-2-1	10-10-2	0-0-0	14-5-1	12-2-3	5-0-0	2-1-0	2-3-1	DNP	19-5-2	3-0-0
Southern Ill.	11/12/2025	86-81	Wot	3-5-1	17-19-1	DNP	9-2-7	20-7-1	0-3-0	3-1-1	DNP	0-2-0	23-1-7	0-0-0
at Santa Clara	11/15/2025	83-98	L	11-6-3	9-4-3	2-0-0	6-3-4	21-4-1	0-0-0	2-1-0	DNP	0-2-0	19-1-3	6-2-1
UC Davis	11/18/2025	71-75	L	3-1-3	15-6-2	DNP	0-1-3	12-3-1	1-1-0	DNP	11-4-0	DNP	10-5-4	15-4-1
UC Santa Barbara	11/22/2025	77-64	W	8-7-4	14-8-0	0-1-1	4-3-2	27-2-3	2-1-0	2-1-0	2-2-1	0-0-0	14-2-3	2-0-0
vs Washington	11/27/2025	66-83	L	5-2-0	12-8-0	3-1-1	3-0-2	5-3-2	3-2-1	2-3-0	9-2-0	0-0-0	16-2-5	4-3-0
vs San Francisco	11/28/2025	81-65	W	5-0-1	11-1-2	7-0-3	DNP	22-3-6	0-1-0	3-3-0	6-4-2	0-0-0	6-1-4	10-3-1
UC San Diego	12/02/2025	76-70	W	9-6-0	9-8-1	4-2-5	0-0-3	15-3-3	DNP	2-1-1	11-5-0	DNP	12-2-6	11-9-0
at Washington St.	12/07/2025	78-64	W	12-6-1	15-8-0	0-3-2	4-3-1	DNP	11-2-0	0-2-0	4-3-1	1-1-0	24-0-2	7-2-1
Duquesne	12/13/2025	78-75	W	9-1-1	10-9-0	5-2-3	6-5-2	DNP	8-2-1	4-3-4	2-1-0	2-1-0	16-1-1	12-3-0
Boise St.	12/20/2025	81-66	W	8-6-3	11-6-1	5-1-2	4-1-3	DNP	6-2-0	4-3-1	8-1-2	2-1-0	24-1-4	9-0-1
at Colorado St.	12/30/2025	75-62	W	15-4-0	7-11-0	0-0-1	21-5-2	DNP	2-1-0	7-2-2	12-9-1	0-3-0	2-0-3	7-0-0
at Fresno St.	01/03/2026	66-65	W	2-0-1	15-9-1	0-0-0	16-0-2	6-3-1	0-1-0	7-5-0	13-6-2	2-0-0	2-3-3	3-1-1

Opponent	Date	Score		21	24	50
				ARMOTRADIN	BAUDREAU,C	CROLEY,ETH
Louisiana Tech	11/04/2025	77-50	W	6-6-1	2-0-0	DNP
Pacific	11/08/2025	78-77	W	11-15-0	DNP	DNP
Southern Ill.	11/12/2025	86-81	Wot	11-5-0	DNP	DNP
at Santa Clara	11/15/2025	83-98	L	7-2-2	DNP	DNP
UC Davis	11/18/2025	71-75	L	4-3-0	DNP	DNP
UC Santa Barbara	11/22/2025	77-64	W	2-3-0	DNP	0-0-0
vs Washington	11/27/2025	66-83	L	2-2-0	DNP	2-0-0
vs San Francisco	11/28/2025	81-65	W	DNP	DNP	11-10-0
UC San Diego	12/02/2025	76-70	W	DNP	DNP	3-5-0
at Washington St.	12/07/2025	78-64	W	DNP	DNP	DNP
Duquesne	12/13/2025	78-75	W	DNP	DNP	4-1-0
Boise St.	12/20/2025	81-66	W	DNP	DNP	0-0-0
at Colorado St.	12/30/2025	75-62	W	DNP	DNP	2-0-0
at Fresno St.	01/03/2026	66-65	W	DNP	DNP	0-0-0

# NEVADA TEAM HIGHS



## 2025-26 Nevada Men's Basketball Team High/Low Analysis All games

Page 1/4  
as of Jan 05, 2026

### Nevada - Game Highs

POINTS	86		Southern Ill. (11/12/2025)
	83		at Santa Clara (11/15/2025)
	81		Boise St. (12/20/2025)
	81		vs San Francisco (N) (11/28/2025)
	78		Duquesne (12/13/2025)
	78		at Washington St. (12/07/2025)
	78		Pacific (11/08/2025)
FIELD GOALS MADE	30		vs San Francisco (N) (11/28/2025)
	28		UC San Diego (12/02/2025)
FIELD GOAL ATTEMPTS	78		Southern Ill. (11/12/2025)
	63		vs San Francisco (N) (11/28/2025)
FIELD GOAL PERCENTAGE	.556	(25-45)	Boise St. (12/20/2025)
	.479	(23-48)	UC Santa Barbara (11/22/2025)
3 PT FG MADE	10		at Washington St. (12/07/2025)
	8		at Colorado St. (12/30/2025)
	8		UC Davis (11/18/2025)
	8		Southern Ill. (11/12/2025)
3 PT FG ATTEMPTS	33		Southern Ill. (11/12/2025)
	22		at Colorado St. (12/30/2025)
3 PT FG PERCENTAGE	.500	(10-20)	at Washington St. (12/07/2025)
	.500	(7-14)	vs San Francisco (N) (11/28/2025)
	.500	(7-14)	at Santa Clara (11/15/2025)
FREE THROWS MADE	27		Boise St. (12/20/2025)
	26		UC Santa Barbara (11/22/2025)
FREE THROW ATTEMPTS	39		Pacific (11/08/2025)
	34		Boise St. (12/20/2025)
FREE THROW PERCENTAGE	.867	(26-30)	UC Santa Barbara (11/22/2025)
	.857	(24-28)	at Santa Clara (11/15/2025)
	.857	(18-21)	at Washington St. (12/07/2025)
REBOUNDS	52		Southern Ill. (11/12/2025)
	49		Pacific (11/08/2025)
ASSISTS	19		UC San Diego (12/02/2025)
	19		vs San Francisco (N) (11/28/2025)
STEALS	11		UC Santa Barbara (11/22/2025)
	10		UC Davis (11/18/2025)
BLOCKED SHOTS	8		Pacific (11/08/2025)
	7		at Fresno St. (01/03/2026)
	7		vs Washington (N) (11/27/2025)
TURNOVERS	17		UC Davis (11/18/2025)
	13		UC Santa Barbara (11/22/2025)
FOULS	23		Boise St. (12/20/2025)
	22		vs Washington (N) (11/27/2025)
	22		UC Davis (11/18/2025)
	22		Southern Ill. (11/12/2025)

## OPP. TEAM HIGHS



### 2025-26 Nevada Men's Basketball Team High/Low Analysis All games

Page 2/4  
as of Jan 05, 2026

#### Opponent - Game Highs

POINTS	98		at Santa Clara (11/15/2025)
	83		vs Washington (N) (11/27/2025)
	81		Southern Ill. (11/12/2025)
	77		Pacific (11/08/2025)
	75		Duquesne (12/13/2025)
	75		UC Davis (11/18/2025)
FIELD GOALS MADE	38		at Santa Clara (11/15/2025)
	29		Southern Ill. (11/12/2025)
FIELD GOAL ATTEMPTS	69		UC San Diego (12/02/2025)
	66		Southern Ill. (11/12/2025)
FIELD GOAL PERCENTAGE	.623	(38-61)	at Santa Clara (11/15/2025)
	.489	(22-45)	UC Davis (11/18/2025)
3 PT FG MADE	15		Pacific (11/08/2025)
	12		at Santa Clara (11/15/2025)
3 PT FG ATTEMPTS	33		Duquesne (12/13/2025)
	33		Pacific (11/08/2025)
3 PT FG PERCENTAGE	.571	(8-14)	vs Washington (N) (11/27/2025)
	.480	(12-25)	at Santa Clara (11/15/2025)
FREE THROWS MADE	27		vs Washington (N) (11/27/2025)
	20		vs San Francisco (N) (11/28/2025)
	20		UC Davis (11/18/2025)
FREE THROW ATTEMPTS	36		vs Washington (N) (11/27/2025)
	31		Boise St. (12/20/2025)
FREE THROW PERCENTAGE	.900	(18-20)	Duquesne (12/13/2025)
	.818	(9-11)	at Fresno St. (01/03/2026)
REBOUNDS	49		Southern Ill. (11/12/2025)
	44		vs Washington (N) (11/27/2025)
ASSISTS	27		at Santa Clara (11/15/2025)
	17		vs Washington (N) (11/27/2025)
	17		Pacific (11/08/2025)
STEALS	8		UC Davis (11/18/2025)
	8		at Santa Clara (11/15/2025)
BLOCKED SHOTS	11		at Santa Clara (11/15/2025)
	8		at Colorado St. (12/30/2025)
	8		Louisiana Tech (11/04/2025)
TURNOVERS	20		UC Davis (11/18/2025)
	15		at Fresno St. (01/03/2026)
	15		vs San Francisco (N) (11/28/2025)
	15		UC Santa Barbara (11/22/2025)
FOULS	31		Pacific (11/08/2025)
	26		Southern Ill. (11/12/2025)



# NEVADA TEAM LOWS



## 2025-26 Nevada Men's Basketball Team High/Low Analysis All games

Page 3/4  
as of Jan 05, 2026

### Nevada - Game Lows

POINTS	66		at Fresno St. (01/03/2026)
	66		vs Washington (N) (11/27/2025)
	71		UC Davis (11/18/2025)
	75		at Colorado St. (12/30/2025)
	76		UC San Diego (12/02/2025)
FIELD GOALS MADE	21		UC Davis (11/18/2025)
	22		at Colorado St. (12/30/2025)
	22		vs Washington (N) (11/27/2025)
FIELD GOAL ATTEMPTS	45		Boise St. (12/20/2025)
	48		UC Santa Barbara (11/22/2025)
FIELD GOAL PERCENTAGE	.346	(27-78)	Southern Ill. (11/12/2025)
	.373	(22-59)	vs Washington (N) (11/27/2025)
3 PT FG MADE	4		Boise St. (12/20/2025)
	4		Duquesne (12/13/2025)
	4		Pacific (11/08/2025)
3 PT FG ATTEMPTS	9		Boise St. (12/20/2025)
	10		Duquesne (12/13/2025)
3 PT FG PERCENTAGE	.242	(8-33)	Southern Ill. (11/12/2025)
	.267	(4-15)	Pacific (11/08/2025)
FREE THROWS MADE	12		at Fresno St. (01/03/2026)
	13		UC San Diego (12/02/2025)
FREE THROW ATTEMPTS	18		at Fresno St. (01/03/2026)
	18		vs San Francisco (N) (11/28/2025)
FREE THROW PERCENTAGE	.591	(13-22)	UC San Diego (12/02/2025)
	.615	(24-39)	Pacific (11/08/2025)
REBOUNDS	23		Boise St. (12/20/2025)
	29		at Fresno St. (01/03/2026)
	29		vs San Francisco (N) (11/28/2025)
	29		at Santa Clara (11/15/2025)
ASSISTS	8		at Washington St. (12/07/2025)
	9		at Colorado St. (12/30/2025)
STEALS	3		UC San Diego (12/02/2025)
	3		vs Washington (N) (11/27/2025)
BLOCKED SHOTS	2		Boise St. (12/20/2025)
	2		at Washington St. (12/07/2025)
	2		vs San Francisco (N) (11/28/2025)
	2		at Santa Clara (11/15/2025)
TURNOVERS	4		vs San Francisco (N) (11/28/2025)
	4		Southern Ill. (11/12/2025)
FOULS	12		UC San Diego (12/02/2025)
	15		at Fresno St. (01/03/2026)

## OPP. TEAM LOWS



### 2025-26 Nevada Men's Basketball Team High/Low Analysis All games

Page 4/4  
as of Jan 05, 2026

#### Opponent - Game Lows

POINTS	50		Louisiana Tech (11/04/2025)
	62		at Colorado St. (12/30/2025)
	64		at Washington St. (12/07/2025)
	64		UC Santa Barbara (11/22/2025)
	65		at Fresno St. (01/03/2026)
	65		vs San Francisco (N) (11/28/2025)
FIELD GOALS MADE	18		Louisiana Tech (11/04/2025)
	19		at Colorado St. (12/30/2025)
	19		vs San Francisco (N) (11/28/2025)
FIELD GOAL ATTEMPTS	45		Boise St. (12/20/2025)
	45		UC Davis (11/18/2025)
FIELD GOAL PERCENTAGE	.360	(18-50)	Louisiana Tech (11/04/2025)
	.373	(19-51)	at Colorado St. (12/30/2025)
3 PT FG MADE	3		Louisiana Tech (11/04/2025)
	4		Southern Ill. (11/12/2025)
3 PT FG ATTEMPTS	14		vs Washington (N) (11/27/2025)
	17		Southern Ill. (11/12/2025)
3 PT FG PERCENTAGE	.136	(3-22)	Louisiana Tech (11/04/2025)
	.235	(4-17)	Southern Ill. (11/12/2025)
FREE THROWS MADE	8		UC San Diego (12/02/2025)
	9		at Fresno St. (01/03/2026)
FREE THROW ATTEMPTS	11		at Fresno St. (01/03/2026)
	11		UC San Diego (12/02/2025)
FREE THROW PERCENTAGE	.613	(19-31)	Boise St. (12/20/2025)
	.621	(18-29)	at Colorado St. (12/30/2025)
REBOUNDS	26		Louisiana Tech (11/04/2025)
	28		UC Davis (11/18/2025)
ASSISTS	8		UC San Diego (12/02/2025)
	9		at Washington St. (12/07/2025)
STEALS	1		Southern Ill. (11/12/2025)
	2		vs San Francisco (N) (11/28/2025)
BLOCKED SHOTS	0		at Fresno St. (01/03/2026)
	0		Boise St. (12/20/2025)
TURNOVERS	4		UC San Diego (12/02/2025)
	8		Southern Ill. (11/12/2025)
	8		Pacific (11/08/2025)
FOULS	16		at Fresno St. (01/03/2026)
	17		vs Washington (N) (11/27/2025)

# NEVADA PLAYER HIGHS



## 2025-26 Nevada Men's Basketball Player Highs Analysis All games

Page 1/4  
as of Jan 05, 2026

### Nevada - Individual Game Highs

POINTS	27		Corey Camper Jr. vs UC Santa Barbara (11/22/2025)
	24		Tayshawn Comer vs Boise St. (12/20/2025)
	24		Tayshawn Comer at Washington St. (12/07/2025)
	24		Chuck Bailey III vs Louisiana Tech (11/04/2025)
	23		Tayshawn Comer vs Southern Ill. (11/12/2025)
FIELD GOALS MADE	9		Tayshawn Comer at Washington St. (12/07/2025)
	9		Corey Camper Jr. vs UC Santa Barbara (11/22/2025)
FIELD GOAL ATTEMPTS	18		Tayshawn Comer vs Southern Ill. (11/12/2025)
	17		Corey Camper Jr. vs Southern Ill. (11/12/2025)
FIELD GOAL PERCENTAGE (min 5 made)	.833	(5-6)	Vaughn Weems vs UC San Diego (12/02/2025)
	.833	(5-6)	Peyton White vs UC Davis (11/18/2025)
3 PT FG MADE	5		Chuck Bailey III vs Louisiana Tech (11/04/2025)
	4		Tayshawn Comer at Washington St. (12/07/2025)
	4		Corey Camper Jr. vs UC Santa Barbara (11/22/2025)
	4		Peyton White vs UC Davis (11/18/2025)
3 PT FG ATTEMPTS	7		Corey Camper Jr. vs UC Santa Barbara (11/22/2025)
	7		Corey Camper Jr. vs UC Davis (11/18/2025)
	7		Tayshawn Comer vs Southern Ill. (11/12/2025)
	7		Chuck Bailey III vs Louisiana Tech (11/04/2025)
3 PT FG PERCENTAGE (min 2 made)	1.000	(2-2)	Peyton White vs San Francisco (N) (11/28/2025)
	.800	(4-5)	Peyton White vs UC Davis (11/18/2025)
FREE THROWS MADE	13		Tayshawn Comer vs Boise St. (12/20/2025)
	10		Tayshawn Comer vs Southern Ill. (11/12/2025)
FREE THROW ATTEMPTS	14		Tayshawn Comer vs Boise St. (12/20/2025)
	14		Tayshawn Comer vs Southern Ill. (11/12/2025)
FREE THROW PERCENTAGE (min 3 made)	1.000	(6-6)	Elijah Price at Washington St. (12/07/2025)
	1.000	(5-5)	Elijah Price vs San Francisco (N) (11/28/2025)
	1.000	(5-5)	Joel Armotrading vs Southern Ill. (11/12/2025)
	1.000	(4-4)	Chuck Bailey III at Colorado St. (12/30/2025)
	1.000	(4-4)	Amire Robinson vs Boise St. (12/20/2025)
	1.000	(4-4)	Peyton White at Washington St. (12/07/2025)
	1.000	(4-4)	Tyler Rolison vs UC Santa Barbara (11/22/2025)
	1.000	(4-4)	Corey Camper Jr. at Santa Clara (11/15/2025)
	1.000	(4-4)	Tayshawn Comer vs Louisiana Tech (11/04/2025)
	1.000	(3-3)	Vaughn Weems at Colorado St. (12/30/2025)
REBOUNDS	19		Elijah Price vs Southern Ill. (11/12/2025)
	15		Joel Armotrading vs Pacific (11/08/2025)
ASSISTS	7		Tayshawn Comer vs Southern Ill. (11/12/2025)
	7		Tyler Rolison vs Southern Ill. (11/12/2025)
	7		Tyler Rolison vs Louisiana Tech (11/04/2025)
STEALS	4		Elijah Price at Fresno St. (01/03/2026)
	4		Corey Camper Jr. vs UC Davis (11/18/2025)
BLOCKED SHOTS	5		Elijah Price vs Washington (N) (11/27/2025)
	4		Elijah Price at Fresno St. (01/03/2026)
TURNOVERS	3		Tayshawn Comer at Fresno St. (01/03/2026)
	3		Elijah Price at Fresno St. (01/03/2026)
	3		Joel Armotrading vs UC Santa Barbara (11/22/2025)
	3		Tayshawn Comer vs UC Davis (11/18/2025)
	3		Tyler Rolison vs UC Davis (11/18/2025)
	3		Joel Armotrading vs UC Davis (11/18/2025)
	3		Tyler Rolison at Santa Clara (11/15/2025)
	3		Tayshawn Comer vs Southern Ill. (11/12/2025)
	3		Corey Camper Jr. vs Louisiana Tech (11/04/2025)
	3		Vaughn Weems vs Louisiana Tech (11/04/2025)



# OPP. PLAYER HIGHS



## 2025-26 Nevada Men's Basketball Player Highs Analysis All games

Page 3/4  
as of Jan 05, 2026

### Opponent - Individual Game Highs

POINTS	27		Christian Hammond at Santa Clara (11/15/2025)
	26		Nils Cooper vs UC Davis (11/18/2025)
	25		Jake Heibreder at Fresno St. (01/03/2026)
	25		Wesley Yates III vs Washington (N) (11/27/2025)
	22		Bukky Oboye at Santa Clara (11/15/2025)
	22		Quel'Ron House vs Southern Ill. (11/12/2025)
FIELD GOALS MADE	11		Christian Hammond at Santa Clara (11/15/2025)
	10		Quel'Ron House vs Southern Ill. (11/12/2025)
FIELD GOAL ATTEMPTS	21		Quel'Ron House vs Southern Ill. (11/12/2025)
	19		Jake Heibreder at Fresno St. (01/03/2026)
FIELD GOAL PERCENTAGE (min 5 made)	1.000	(6-6)	Franck Kepnang vs Washington (N) (11/27/2025)
	.800	(8-10)	Nils Cooper vs UC Davis (11/18/2025)
	.800	(8-10)	Bukky Oboye at Santa Clara (11/15/2025)
3 PT FG MADE	6		Elias Ralph vs Pacific (11/08/2025)
	5		Jake Heibreder at Fresno St. (01/03/2026)
	5		Tarence Guinyard vs Duquesne (12/13/2025)
3 PT FG ATTEMPTS	9		Jake Heibreder at Fresno St. (01/03/2026)
	9		Elias Ralph vs Pacific (11/08/2025)
3 PT FG PERCENTAGE (min 2 made)	1.000	(2-2)	Mookie Cook vs San Francisco (N) (11/28/2025)
	1.000	(2-2)	Bukky Oboye at Santa Clara (11/15/2025)
	1.000	(2-2)	Alexis Marmolejos vs Pacific (11/08/2025)
FREE THROWS MADE	11		Dominic Parolin vs Boise St. (12/20/2025)
	11		Wesley Yates III vs Washington (N) (11/27/2025)
FREE THROW ATTEMPTS	14		Dominic Parolin vs Boise St. (12/20/2025)
	13		Wesley Yates III vs Washington (N) (11/27/2025)
FREE THROW PERCENTAGE (min 3 made)	1.000	(6-6)	Maximus Edwards vs Duquesne (12/13/2025)
	1.000	(6-6)	Connor Sevilla vs UC Davis (11/18/2025)
	1.000	(5-5)	Junjie Wang vs San Francisco (N) (11/28/2025)
	1.000	(4-4)	Eemeli Yalaho at Washington St. (12/07/2025)
	1.000	(4-4)	JJ Mandaquit vs Washington (N) (11/27/2025)
	1.000	(4-4)	Bukky Oboye at Santa Clara (11/15/2025)
	1.000	(4-4)	Davion Sykes vs Southern Ill. (11/12/2025)
	1.000	(3-3)	DeShawn Gory at Fresno St. (01/03/2026)
	1.000	(3-3)	Carey Booth at Colorado St. (12/30/2025)
REBOUNDS	12		Wilson Jacques at Fresno St. (01/03/2026)
	10		Carey Booth at Colorado St. (12/30/2025)
	10		Dominic Parolin vs Boise St. (12/20/2025)
	10		Jakub Necas vs Duquesne (12/13/2025)
	10		Jake Ensminger at Santa Clara (11/15/2025)
ASSISTS	11		Jaden Clayton vs Pacific (11/08/2025)
	7		Zaon Collins at Fresno St. (01/03/2026)
	7		Quel'Ron House vs Southern Ill. (11/12/2025)
STEALS	4		Wesley Yates III vs Washington (N) (11/27/2025)
	3		Jase Butler at Colorado St. (12/30/2025)
	3		Nils Cooper vs UC Davis (11/18/2025)
	3		Marcus Wilson vs UC Davis (11/18/2025)
	3		Brenton Knapper at Santa Clara (11/15/2025)
	3		Will Allen vs Louisiana Tech (11/04/2025)
BLOCKED SHOTS	7		Bukky Oboye at Santa Clara (11/15/2025)
	6		Carey Booth at Colorado St. (12/30/2025)





# BOX SCORES

## UC Davis (4-1,0-D Big West) -vs- Nevada (3-2,0-D Mountain West) 11/18/25 at Lander Events Center, Reno, NV

Date: 11/18/25  
Time: 7:00 PM  
Attendance: 6,857  
Site: Lander Events Center, Reno, NV  
Referee: Tim Steward, Brian McHugh, Vance Harris

Score By Period	1	2	Total
UC Davis	39	42	75
Nevada	39	38	71

### UC Davis 75

#	Player	GS	MIN	FG	3PT	FT	ORE-DRB	REB	PF	A	TO	BLK	STL	PTS
36	Cooper,Mia	*	30	8-10	7-9	7-9	0-4	4	3	4	3	0	3	26
02	Wilson,Marcus	*	28	5-8	2-3	3-5	0-3	3	1	2	4	1	3	15
04	Sevilla,Connor	*	26	2-7	2-5	6-6	0-1	1	2	0	1	0	1	12
07	Roca,Niko	*	25	1-3	1-2	3-4	0-5	5	4	1	4	0	0	6
21	Suberovic,Devin	*	14	1-4	0-3	0-0	0-0	0	1	1	0	0	2	2
20	Chappell,Jashai	*	30	2-4	3-4	0-0	1-5	6	2	1	1	0	0	6
00	Fogbani,Brayden		20	2-5	1-9	0-1	0-3	3	3	4	2	0	1	5
05	Stokes,Jalen		15	1-1	0-0	1-2	1-0	1	1	0	2	0	0	3
14	Amidi,Abdullah		7	0-2	0-2	0-0	0-1	1	0	0	1	0	0	0
13	Noudjidi,Jonathan		4	0-1	0-0	0-0	1-0	1	2	1	0	0	0	0
08	Kawins,Chase		1	0-0	0-0	0-0	0-0	0	1	0	0	0	0	0
TM TEAM			0	0-0	0-0	0-0	1-2	3	0	0	1	0	0	0
Totals			200	22-45	11-26	20-27	4-24	28	20	14	20	1	0	75

Team Summary	FG	3PT	FT
First Half	10-22 45.45 %	4-11 36.36 %	9-13 69.23 %
Second Half	12-23 52.17 %	7-15 46.67 %	11-14 78.57 %
Total	22-45 48.9 %	11-26 42.3 %	20-27 74.1 %

Technical Fouls: none Second Chance Points: 3 Score Tied: 17 time(s) Points in the Paint: 18 Fast Break Points: 19  
Lead Changed: 12 time(s) Points off Turnovers: 28 Bench Points: 14 Largest Lead: 0 0

### Nevada 71

#	Player	GS	MIN	FG	3PT	FT	ORE-DRB	REB	PF	A	TO	BLK	STL	PTS
01	Price,Elijah	*	36	9-9	0-0	9-12	2-4	6	3	2	1	1	0	15
04	Comper Jr.,Cory	*	23	4-10	2-7	2-2	0-3	3	2	1	0	0	4	12
12	Comper,Tykehem	*	30	2-9	1-3	6-6	0-5	5	4	4	3	0	2	10
21	Armontrading,Joel	*	21	2-6	0-0	0-0	1-2	3	3	0	3	1	0	4
00	Bailey III,Chuck	*	19	1-4	0-3	1-1	1-0	1	4	3	1	0	1	3
17	White,Peyton		24	5-6	4-5	1-2	1-3	4	2	1	2	0	1	15
07	Weems,Vaughn		21	4-5	1-1	2-9	1-3	4	1	0	2	1	1	11
05	Robinson,Amir		11	0-0	0-0	1-3	0-1	1	1	0	0	0	0	1
03	Robins,Tyler		16	0-3	0-1	0-0	0-1	1	2	3	0	0	0	0
TM TEAM			0	0-0	0-0	0-0	3-1	4	0	0	2	0	0	0
Totals			200	21-53	6-20	21-29	9-23	32	22	14	17	9	10	71

Team Summary	FG	3PT	FT
First Half	13-27 48.14 %	2-7 28.57 %	9-14 64.29 %
Second Half	10-26 38.46 %	4-13 30.77 %	12-15 80.00 %
Total	23-53 43.6 %	6-20 30.0 %	21-29 72.4 %

Technical Fouls: none Second Chance Points: 4 Score Tied: 17 time(s) Points in the Paint: 24 Fast Break Points: 19  
Lead Changed: 12 time(s) Points off Turnovers: 14 Bench Points: 27 Largest Lead: 0 0

## Nevada (4-3,D-D Mountain West) -vs- Washington (5-1,D-D Big Ten) 11/27/25 at Acrisure Arena, Palm Desert, CA

Date: 11/27/25  
Time: 1:30 PM  
Site: Acrisure Arena, Palm Desert, CA  
Referee: Michael Irving, Skeem Lehigh, Chance Moore

Score By Period	1	2	Total
Nevada	28	38	66
Washington	34	49	83

### Nevada 66

#	Player	GS	MIN	FG	3PT	FT	ORE-DRB	REB	PF	A	TO	BLK	STL	PTS
12	Comper,Tykehem	*	28	6-11	1-2	3-4	0-2	2	3	5	2	0	2	16
01	Price,Elijah	*	33	3-8	1-1	5-6	3-5	8	2	0	1	5	0	12
04	Comper Jr.,Cory	*	30	1-8	0-2	3-4	1-2	3	2	2	2	0	0	5
00	Bailey III,Chuck	*	20	2-10	1-2	0-0	0-2	2	4	0	0	0	0	5
21	Armontrading,Joel	*	6	1-1	0-0	0-0	0-2	0	2	0	0	0	0	2
07	Weems,Vaughn		15	3-5	1-1	2-2	1-1	2	1	0	1	1	0	9
17	White,Peyton		18	1-2	0-1	2-2	2-1	3	1	0	0	0	0	4
03	Robins,Tyler		19	1-6	0-1	1-3	0-0	0	3	2	1	0	1	3
05	Robinson,Amir		11	1-1	1-1	0-0	0-2	2	0	1	0	0	0	3
02	Walker,Hyies		9	1-2	1-2	0-0	0-1	1	1	1	1	0	0	3
06	Lowery,Kaleb		11	1-4	0-1	0-0	1-2	3	4	0	0	1	0	2
50	Croley,Ethan		3	1-1	0-0	0-2	0-0	0	1	0	0	0	0	2
10	Coleman,Jarrah		2	0-0	0-0	0-0	0-0	0	0	0	0	0	0	0
TM TEAM			0	0-0	0-0	0-0	1-1	2	0	0	0	1	0	0
Totals			200	22-59	6-14	16-22	9-21	30	22	11	9	7	3	66

Team Summary	FG	3PT	FT
First Half	10-21 47.6 %	2-7 28.57 %	6-6 100.0 %
Second Half	12-38 31.6 %	4-7 57.14 %	10-16 62.5 %
Total	22-59 37.3 %	6-14 42.9 %	16-22 72.7 %

Technical Fouls: none Second Chance Points: 11 Score Tied: 6 time(s) Points in the Paint: 22 Fast Break Points: 6  
Lead Changed: 8 time(s) Points off Turnovers: 16 Bench Points: 26 Largest Lead: 0 0

### Washington 83

#	Player	GS	MIN	FG	3PT	FT	ORE-DRB	REB	PF	A	TO	BLK	STL	PTS
09	Yates III,Wesley	*	39	6-13	4-8	11-13	2-2	4	2	3	2	0	4	25
05	Diallo,Zeem	*	36	5-9	1-1	8-9	2-4	6	2	5	3	0	0	19
11	Kapono,Fruck	*	24	6-6	0-0	9-9	2-3	5	2	0	2	4	1	15
00	Peterson,Quimari	*	28	5-8	3-4	0-0	1-5	6	4	1	0	0	0	13
01	Claude,Damond	*	29	1-9	0-1	0-0	1-2	3	1	1	3	0	0	2
23	Mandaguit,JI		22	0-1	0-0	4-4	0-5	3	3	6	2	0	0	4
04	Rendner,Jahr		10	2-3	0-0	0-0	2-3	5	2	0	0	0	0	4
24	Sommerville,Lathan		12	0-6	0-0	1-4	2-6	8	1	1	0	0	0	1
TM TEAM			0	0-0	0-0	0-0	1-1	2	0	0	2	0	0	0
Totals			200	24-55	6-14	27-36	13-31	44	17	17	14	4	5	83

Team Summary	FG	3PT	FT
First Half	13-30 43.3 %	2-6 33.33 %	10-16 62.5 %
Second Half	11-25 44.0 %	4-8 50.0 %	17-20 85.0 %
Total	24-55 43.6 %	6-14 42.9 %	27-36 75.0 %

Technical Fouls: none Second Chance Points: 11 Score Tied: 6 time(s) Points in the Paint: 30 Fast Break Points: 9  
Lead Changed: 8 time(s) Points off Turnovers: 11 Bench Points: 9 Largest Lead: 0 0

## UC Santa Barbara (3-2,0-D Big West) -vs- Nevada (4-2,D-D Mountain West) 11/22/25 at Lander Events Center, Reno, NV

Date: 11/22/25  
Time: 2:00 PM  
Attendance: 7,340  
Site: Lander Events Center, Reno, NV  
Referee: Jeffrey Anderson, D.J. Carmona, Keith Kimble

Score By Period	1	2	Total
UC Santa Barbara	28	36	64
Nevada	32	45	77

### UC Santa Barbara 64

#	Player	GS	MIN	FG	3PT	FT	ORE-DRB	REB	PF	A	TO	BLK	STL	PTS
01	Little,Miro	*	36	9-6	2-4	6-6	1-5	6	2	4	3	1	1	13
34	Kibanga,Hosana	*	18	5-7	0-0	2-6	0-0	0	4	1	4	2	1	12
20	Mohoney,Aldon	*	31	4-16	2-8	0-0	1-1	2	2	4	1	0	1	10
07	Smith,Cole	*	24	1-8	1-6	3-4	1-2	3	2	0	1	0	0	6
10	Fontenot II,Joan	*	22	1-2	0-0	2-3	0-4	4	1	1	3	0	1	4
24	Sensley,Zion		20	3-7	1-3	0-0	0-3	3	2	0	1	0	0	7
09	Shaw,CJ		16	1-1	0-0	2-2	0-1	4	0	1	1	0	0	4
04	McGhee IV,Marvin		13	1-2	1-2	0-0	0-1	1	1	0	0	1	0	3
29	Simons,Michele		9	1-2	0-1	1-2	0-1	1	3	0	1	0	1	3
12	Hopkins,Evan		12	1-1	0-0	0-0	0-0	0	3	0	0	0	1	2
TM TEAM			0	0-0	0-0	0-0	4-2	6	0	0	0	0	0	0
Totals			200	21-52	7-24	15-23	10-20	30	20	11	15	4	0	64

Team Summary	FG	3PT	FT
First Half	10-26 38.46 %	4-11 36.36 %	9-9 100.0 %
Second Half	11-26 42.31 %	4-13 30.77 %	10-14 71.43 %
Total	21-52 40.4 %	7-24 29.2 %	19-23 82.6 %

Technical Fouls: none Second Chance Points: 15 Score Tied: 1 time(s) Points in the Paint: 24 Fast Break Points: 6  
Lead Changed: 2 time(s) Points off Turnovers: 7 Bench Points: 19 Largest Lead: 0 0

### Nevada 77

#	Player	GS	MIN	FG	3PT	FT	ORE-DRB	REB	PF	A	TO	BLK	STL	PTS
04	Comper Jr.,Cory	*	32	9-14	4-7	6-6	1-1	2	1	3	0	1	1	27
01	Price,Elijah	*	30	4-6	2-4	6-7	2-6	8	1	0	0	0	1	14
12	Comper,Tykehem	*	29	5-14	1-4	9-9	0-2	2	1	3	2	0	0	14
00	Bailey III,Chuck	*	23	3-5	0-0	2-3	0-7	7	1	4	2	1	0	8
21	Armontrading,Joel	*	28	0-1	0-0	2-2	1-2	3	5	0	3	1	1	2
03	Robins,Tyler		16	0-1	0-0	4-4	0-3	3	1	2	1	0	3	4
07	Weems,Vaughn		18	0-2	0-0	2-2	1-1	2	2	1	0	0	1	2
06	Lowery,Kaleb		10	0-0	0-0	2-2	0-1	1	3	0	0	0	0	2
17	White,Peyton		6	1-3	0-1	0-0	0-0	0	1	0	0	0	0	2
05	Robinson,Amir		4	1-2	0-1	0-0	0-1	1	0	0	0	0	0	2
02	Walker,Hyies		6	0-0	0-0	0-0	0-1	1	0	1	0	0	0	0
50	Croley,Ethan		4	0-0	0-0	0-0	0-0	0	3	0	2	0	0	0
10	Coleman,Jarrah		1	0-0	0-0	0-0	0-0	0	1	0	0	0	0	0
TM TEAM			0	0-0	0-0	0-0	2-3	5	0	0	1	0	0	0
Totals			200	23-48	5-15	25-30	7-28	36	20	14	15	6	11	77

Team Summary	FG	3PT	FT
First Half	12-28 42.86 %	4-11 36.36 %	6-7 85.7 %
Second Half	11-20 55.00 %	2-4 50.00 %	21-23 91.30 %
Total	23-48 47.9 %	6-15 40.0 %	27-30 90.0 %

Technical Fouls: none Second Chance Points: 24 Score Tied: 1 time(s) Points in the Paint: 30 Fast Break Points: 2

# BOX SCORES

UC San Diego (7-1,0-0 Big West) -vs- Nevada (6-3,0-0 Mountain West)  
12/02/25 at Lawlor Events Center, Reno, NV

Date: 12/02/25  
Time: 7:00 PM  
Attendance: 7,211  
Site: Lawlor Events Center, Reno, NV  
Referee: Nate Harris, Amy Bonner, Brian Mohr

Score By Period	1	2	Total
UC San Diego	27	49	76
Nevada	36	41	76

## UC San Diego 76

#	Player	GS	MIN	FG	3PT	FT	ORB-DRB	REB	PF	A	T	BLK	STL	PTS
08	Berth,Leo	*	31	7-13	1-4	2-2	0-2	2	4	0	0	1	1	17
05	Prospero II,Emanuel	*	26	6-13	0-1	0-0	1-4	5	4	1	0	0	2	12
09	Berth,Leon	*	31	6-13	1-3	0-2	4-1	5	1	3	1	0	3	11
20	Burke,Aidan	*	30	2-9	2-7	2-2	0-3	3	3	1	0	0	1	8
10	Deppel,Bol	*	24	3-6	0-0	2-2	1-2	3	0	3	0	0	0	8
00	Mayes,Hudson		21	2-6	0-0	2-3	2-7	9	0	0	2	1	0	6
10	Chokkin,Alex		19	2-5	2-5	0-0	1-1	2	4	0	0	0	0	6
23	Johnson,Trap		10	1-2	0-1	0-0	1-1	2	2	0	0	0	0	2
04	Pandleton,Cade		6	0-2	0-2	0-0	0-2	2	1	0	0	0	0	0
TM TEAM			0	0-0	0-0	0-0	3-0	3	0	0	1	0	0	0
Totals			-	200	28-69	6-23	6-11	18-23	36	19	4	4	2	5 70

Team Summary	FG	3PT	FT
First Half	11-32 34.38 %	1-10 10.00 %	4-6 66.67 %
Second Half	17-37 45.95 %	5-13 38.46 %	4-6 66.67 %
Total	28-69 40.6 %	6-23 26.1 %	8-11 72.7 %

Technical Fouls: none Second Chance Points: 18 Score Tied: 2 time(s) Points in the Paint: 44 Fast Break Points: 2  
Lead Changed: 7 time(s) Points off Turnovers: 12 Bench Points: 14 Largest Lead: 0 0

## Nevada 76

#	Player	GS	MIN	FG	3PT	FT	ORB-DRB	REB	PF	A	T	BLK	STL	PTS
04	Comper Jr.,Corey	*	30	3-10	2-6	7-8	0-3	3	0	3	2	0	0	15
12	Comer,Tayshawn	*	28	4-8	2-4	2-3	0-2	2	2	6	1	0	0	12
01	Price,Eliab	*	26	4-11	1-2	0-4	3-5	8	3	1	0	8	9	9
00	Bailey III,Chuck	*	21	4-10	1-4	0-0	3-3	6	2	0	0	0	0	9
06	Lowery,Kaleb	*	16	1-1	0-0	0-0	0-1	1	1	1	0	1	0	2
17	White,Peyton		22	4-7	0-2	3-5	2-7	9	0	0	0	1	0	11
07	Weems,Vaughn		21	5-6	1-2	0-0	1-4	5	2	0	2	0	2	11
02	Walker,Myles		12	2-3	0-0	0-0	0-2	2	1	5	1	0	1	4
50	Croley,Ethan		18	1-4	0-0	1-2	3-2	5	0	0	0	1	0	3
03	Rollison,Tyler		12	0-0	0-0	0-0	0-0	0	1	3	1	0	0	0
TM TEAM			0	0-0	0-0	0-0	0-0	2	4	0	0	1	0	0
Totals			-	200	28-69	7-20	13-22	16-30	45	12	19	4	8	3 76

Team Summary	FG	3PT	FT
First Half	15-30 50.00 %	4-11 36.36 %	1-6 20.00 %
Second Half	13-30 43.33 %	3-9 33.33 %	12-17 70.59 %
Total	28-60 46.7 %	7-20 35.0 %	13-22 59.1 %

Technical Fouls: none Second Chance Points: 16 Score Tied: 2 time(s) Points in the Paint: 34 Fast Break Points: 18  
Lead Changed: 7 time(s) Points off Turnovers: 7 Bench Points: 29 Largest Lead: 0 0

Official Basketball Box Score - Final  
Nevada at Washington St.  
12/07/25 Beasley Coleman, Pullman, Wash.  
2025-26 Men's Basketball

Game Time: 2:00 PM  
Game Duration: 1:56  
Attendance: 2,548

Officials: Tony Padilla, Randy McCal, Michael Mojica

## Nevada - 78

NO.	Name	In	M	M	A	M	A	O	R	D	T	P	F	TS	AP	TO	ST	B	M	+/-
1	Elijah Price	F	34:00	4-10	1-2	6-6	3	5	8	2	6	15	0	2	3	2	2	16	1st FG	10-28 35.7%
6	Kaleb Lowery	F	15:53	0-1	0-0	0	0	1	1	2	4	1	0	0	0	0	0	0	3rd FG	8-11 72.7%
0	Chuck Bailey III	G	34:37	5-11	1-2	1-2	3	3	6	2	2	12	1	1	1	0	3	12	2nd FG	15-32 46.9%
7	Vaughn Weems	G	18:56	1-3	0-1	2-2	1	2	3	4	2	4	1	1	1	0	0	5	3rd FG	7-10 70.0%
12	Tayshawn Comer	G	25:54	9-16	4-6	2-2	0	0	0	2	1	24	2	1	1	0	0	11	FT	10-10 100%
17	Peyton White	26:39	1-7	1-3	4-4	0	2	2	1	2	7	1	0	0	0	0	1	11	GM FG	25-60 41.7%
2	Myles Walker	08:01	0-3	0-0	0-0	1	2	3	1	0	0	2	1	1	0	0	0	2	3PT	10-20 50.0%
5	Amire Robinson	15:34	4-5	3-4	0-1	0	2	2	0	1	11	0	0	0	0	0	9	FT	18-21 85.7%	
3	Tyler Rollison	16:58	1-4	0-1	2-2	1	2	3	4	1	4	1	0	1	0	0	3			
10	Jeriah Coleman	03:28	0-0	0-0	1-2	1	0	1	0	2	1	0	0	0	0	0	4			
Dead Ball Rebounds: 10																				
Team						3	2	5	0	0	0	0	0	0	0	0	0	0	0	0
Totals			25-60	10-20	18-21	14	21	35	20	18	78	8	6	7	2	6	14			

## Washington St. - 64

Shooting By Period															
NO. Name	Min	FG	3P	FT	Rebounds	Fouls	TP	AS	TO	ST	Blocks	+/-			
2 Eemil Yalaho	F 28:46	3-8	1-3	4-4	3	4	7	3	2	11	2	3	1	0	-9
15 Rihards Vavars	F 28:29	4-7	2-5	2-2	0	1	1	0	1	12	0	1	0	0	-12
22 ND Okator	F 25:08	1-3	0-0	3-4	3	5	8	4	5	0	0	5	1	1	-1
11 Jerome Morton	G 23:00	0-3	0-1	1-2	1	1	2	2	2	1	3	1	2	0	-5
21 Ace Glass	G 25:43	3-14	2-8	2-2	0	3	3	5	1	10	1	3	0	0	-7
3 Simon Hildebrandt	07:48	0-1	0-1	0-0	0	0	0	0	1	0	0	1	0	0	-9
5 Tomas Thrastarson	26:58	7-10	1-2	5-8	2	3	5	1	7	20	1	0	0	1	4
13 Adria Rodriguez	09:52	0-1	0-1	0-0	0	2	2	1	0	0	1	0	0	0	-5
0 Emmanuel Ugbo	15:12	0-1	0-1	0-0	0	0	0	2	1	0	0	2	0	0	-12
10 Parker Gerrits	11:04	2-3	1-2	0-0	0	1	1	0	0	5	1	0	0	0	-8
Team					2	3	5	0	0	0	1	0	0	0	1
Totals		20-51	7-24	17-22	11	23	34	18	19	64	9	14	3	6	2 -14

1st FG	11:27	40.7%
3PT	3-13	23.1%
FT	7-10	70%
2nd FG	8:24	37.5%
3PT	4-11	36.4%
FT	10-12	83.3%
GM FG	20-51	39.2%
3PT	7-24	29.2%
FT	17-22	77.3%
Dead Ball Rebounds: 4.0		

## Biggest lead

Biggest lead	17 (2 <sup>nd</sup> 4:01)	6 (1 <sup>st</sup> 11:16)	Points from Turnovers	NEV 14 WSU 10	Period by Period Scoring			
Best Scoring Run	7 (1 <sup>st</sup> 9:06)	6 (1 <sup>st</sup> 11:16)	Paint	22	24			
Lead Changes	10		Second Chance	20	10			
Times Tied	8		Fast Breaks	4	11			
Time with Lead	21:56	11:24	Bench	23	25			

## Points from Turnovers

NEV	WSU
14	10
Paint	22
Second Chance	20
Fast Breaks	4
Bench	23

## Period by Period Scoring

1st	2nd	TOT
NEV	31	47
WSU	32	64

Official Basketball Box Score - Final  
Boise St. at Nevada  
12/02/25 Lawlor Events Center, Reno  
2025-26 Men's Basketball

Game Time: 7:00 PM  
Game Duration: 2:06  
Attendance: 1,891

Officials: Verne Harris, Alfred Smith, Scott Brown

## Boise St. - 66

NO.	Name	Min	FG	3P	FT	Rebounds	Fouls	TP	AS	TO	ST	Blocks	+/-															
														FG% 100%														
13	Andrew Meadow	F 28:42	5-8	2-4	4-9	0	0	0	4	5	16	1	1	1	0	-4												
20	Drew Fielder	F 12:29	2-4	0-0	2-2	0	3	3	4	2	6	1	2	1	0	-11												
22	Javan Buchanan	F 24:57	0-3	0-2	2-5	0	2	2	3	5	2	0	1	0	0	-17												
4	Dylan Andrews	G 20:31	1-5	0-2	0-1	0	0	0	0	2	2	1	3	1	0	-18												
5	RJ Keene	G 20:30	1-4	1-3	0-0	1	0	1	0	2	3	2	0	0	0	-4												
1	Agnaldo Neto	22:04	3-5	0-1	0-0	1	1	2	0	6	5	2	1	0	0	-7												
6	Pearson Carmichael	16:36	2-6	1-4	0-0	1	2	3	2	1	5	1	2	0	0	-14												
9	Dominic Parolin	26:37	1-2	0-0	11-14	4	6	10	1	8	13	0	1	1	0	-1												
16	Spencer Ahrens	15:57	4-6	3-5	0-0	0	2	2	2	1	11	2	0	0	0	-1												
3	Bhan Buom	11:37	1-2	0-1	0-0	0	3	3	2	0	2	1	1	0	0	2												
														Dead Ball Rebounds: 8/0														
Team														4		0	4	0	0	0								
Totals														20-45	7-22	19-31	11	19	30	24	23	66	14	13	6	0	2	-15

## Nevada - 81

Shooting By Period																
NO. Name	Min	FG	3P	FT	Rebounds	Fouls	TP	AS				Blocks	+/-			
								OR	DR	ST	BB					
1 Elijah Price	F 33:43	5-8	0-0	1-4	2	4	6	3	3	11	1	0	3	1	0	10
6 Kaleb Lowery	F 20:13	2-2	0-0	0-0	1	2	3	2	2	4	1	0	0	1	0	10
0 Chuck Bailey III	G 23:44	3-5	0-1	2-3	1	5	6	3	2	8	3	1	1	0	0	11
7 Vaughn Weems	G 24:35	2-5	1-2	3-4	0	1	1	4	3	8	2	2	2	0	0	15
12 Tayshawn Comer	G 27:21	5-9	1-1	13-14	0	1	1	3	7	24	4	2	1	0	0	8
2 Myles Walker	16:22	2-3	1-2	0-0	0	1	1	1	0	5	2	0	2	0	0	5
17 Peyton White	18:18	3-6	1-3	2-3	0	0	0	2	2	9	1	1	0	0	0	9
5 Amire Robinson	09:02	1-2	0-0	4-4	1	1	2	3	6	0	0	0	0	0	0	9
3 Tyler Rollison	17:26	1-4	0-0	2-2	0	1	1	2	1	4	3	1	0	0	0	1
10 Jeriah Coleman	06:17	1-1	0-0	0-0	0	0	1	0	1	2	0	0	0	0	0	5
50 Elhan Croley	02:59	0-0	0-0	0-0	0	0	0	0	0	0	0	0	0	0	0	1
Team					0	1	1	0	0	0	0	0	0	0	0	0
Totals		25-45	4-9	27-34	5	18	23	24	81	17	9	2	0	15		

## Biggest lead

Biggest lead	1 (1 <sup>st</sup> 16:23)	24 (2 <sup>nd</sup> 12:13)	Points with	BSU	NEVADA	Period by Period scoring				
			Turnovers	6	20	1st		2nd	TOT	
Best Scoring Run	7 (2 <sup>nd</sup> 7:14)	8 (2 <sup>nd</sup> 16:16)	Paint	26	28	BSU		26	40	66
Lead Changes			Second Chance	7	6					
Times Tied	1		Fast Breaks	6	17					
Time with Lead	00:48	38:37	Bench	37	26	NEVADA		36	45	81

## Points from Turnovers

BSU	NEVADA
6	20
Paint	26
Second Chance	7
Fast Breaks	6
Bench	37

## Period by Period Scoring

1st	2nd	TOT
BSU	26	40
NEVADA	36	81



Official Basketball Box Score - Final  
Duquesne at Nevada  
12/02/25 Lawlor Events Center, Reno  
2025-26 Men's Basketball

Game Time: 7:00 PM  
Game Duration: 2:07  
Attendance: 7,238

Officials: Thomas Nunez, Mason Siler, Ian Caldwell

## Duquesne - 75

NO. Name	Min	FG	3PT	FT	Re
----------	-----	----	-----	----	----

# BOX SCORES



Official Basketball Box Score - Final  
Nevada at Colorado St.  
12/05/25 Moby Arena, Fort Collins  
2025-26 Men's Basketball

Game Time: 7:00 PM  
Game Duration: 1:50  
Attendance: 5,328

Officials: Randy Richardson, Kevin Brill, Andy O'Brien

Nevada - 75

Record: 10-3 (2-0)

NO.	Name	Min	FG M-A	3P M-A	FT M-A	Rebounds OR DR TOT	Fouls PF PD	TP	AS	TO	ST	Blocks BS BA	+/-
1	Elijah Price	30:38	1-8	0-0	5-8	2 8 10	2 5 7	0	1	2	3	5	20
6	Kaleb Lowery	17:41	3-4	1-2	0-0	1 1 2	4 0 7	2	0	0	2	0	3
0	Chuck Bailey III	G 29:14	4-6	3-4	4-4	1 3 4	4 2 15	0	2	0	0	0	21
7	Vaughn Weems	G 29:38	4-6	1-2	3-3	3 6 9	3 2 12	1	1	1	0	0	23
12	Tayshawn Comer	G 22:28	1-9	0-2	0-0	0 0 0	2 0 2	3	1	1	0	2	-4
2	Myles Walker	08:31	0-1	0-1	0-0	0 0 0	0 0 0	0	1	1	1	0	-3
3	Tyler Rolison	21:43	6-9	2-5	7-11	2 3 5	3 7 21	2	2	3	0	0	13
5	Amire Robinson	10:22	1-4	0-3	0-0	1 0 1	0 1 1	2	0	0	0	1	-10
17	Peyton White	17:38	1-4	1-3	4-5	0 0 0	2 2 7	0	0	0	0	0	12
10	Jeriah Coleman	07:42	0-0	0-0	0-0	0 3 3	0 0 0	0	0	0	0	0	-3
50	Ethan Croley	04:05	1-1	0-0	0-0	0 0 0	0 0 2	0	0	0	0	0	-7
Team						0 0 0	0 0 0	0	0	0	0	0	
Totals			22:52	8:22	23:31	10 24 34	20 19 75	9	8	8	5	8	13

Major Fouls: NONE

Colorado St. - 62

Record: 9-4 (0-2)

NO.	Name	Min	FG M-A	3P M-A	FT M-A	Rebounds OR DR TOT	Fouls PF PD	TP	AS	TO	ST	Blocks BS BA	+/-
0	Caray Booth	F 28:17	2-7	0-1	3-3	3 7 10	2 1 7	0	1	0	6	2	-2
11	Augustinas Kludulas	F 25:36	3-7	0-0	2-8	4 3 7	3 6 8	1	0	0	1	1	-13
55	Jevin Muniz	F 33:24	6-11	1-4	2-4	1 4 5	3 2 15	2	1	1	0	1	-17
1	Josh Pascarelli	G 27:14	2-9	1-8	3-4	0 2 2	2 2 8	0	0	0	0	0	-19
2	Brandon Rechsteiner	G 30:21	5-9	4-7	0-0	0 2 2	2 1 14	3	1	0	0	0	-5
4	Jase Butler	23:56	0-4	0-4	5-6	2 3 5	2 4 5	2	3	3	1	0	-2
8	Jop McIver	06:44	0-1	0-0	0-0	0 0 0	0 0 0	0	0	0	0	1	-5
5	Jon Mekonnen	04:24	0-0	0-0	0-0	0 0 0	0 1 1	2	0	1	2	0	1
23	Nikola Djapa	13:51	1-1	0-0	1-2	1 0 1	3 2 3	2	1	0	0	0	0
3	Darnez Slater	06:13	0-2	0-0	0-0	0 2 2	2 1 0	0	0	1	0	0	-3
Team						1 1 2	0 0 0	0	1	0	0	0	
Totals			19:51	6:24	18:29	12 24 36	19 20 62	10	10	6	8	5	-13

Major Fouls: NONE

	Nev	CSU
Biggest lead	14 (2 <sup>nd</sup> 0:40)	3 (1 <sup>st</sup> 2:52)
Best Scoring Run	13 (2 <sup>nd</sup> 1:01)	5 (1 <sup>st</sup> 6:24)
Lead Changes	10	
Times Tied	3	
Time with Lead	33:08	05:10

Points from	Nev	CSU
Turnovers	12	10
Paint	24	24
Second Chance	21	15
Fast Breaks	8	8
Bench	32	10

Period by Period Scoring	1st	2nd	TOT
Nev	37	38	75
CSU	36	26	62



Official Basketball Box Score - Final  
Nevada at Fresno St.  
01/03/26 Save Mart Center, Fresno  
2025-26 Men's Basketball

Game Time: 4:00 PM  
Game Duration: 1:52  
Attendance: 4,927

Officials: Verne Harris, Bryan Anstinger, Crystal Hogan

Nevada - 66

Record: 11-3 (3-0)

NO.	Name	Min	FG M-A	3P M-A	FT M-A	Rebounds OR DR TOT	Fouls PF PD	TP	AS	TO	ST	Blocks BS BA	+/-
1	Elijah Price	F 32:14	5-10	0-1	5-6	2 7 9	3 6 15	1	3	4	4	0	4
6	Kaleb Lowery	F 18:01	3-3	1-1	0-1	1 4 5	2 1 7	0	0	0	0	0	1
0	Chuck Bailey III	G 18:47	1-5	0-3	0-0	0 0 0	2 1 2	1	1	1	0	0	-1
7	Vaughn Weems	G 25:24	4-8	3-6	2-2	3 3 6	1 1 13	2	1	1	2	0	8
12	Tayshawn Comer	G 17:12	1-8	0-3	0-2	0 3 3	2 1 2	3	3	0	0	0	-4
2	Myles Walker	08:53	0-0	0-0	0-0	0 0 0	1 0 0	0	0	0	0	0	-4
3	Tyler Rolison	23:48	6-11	0-1	4-5	0 0 0	2 5 16	2	0	2	0	0	5
4	Corey Camper Jr.	22:59	2-7	1-3	1-2	2 1 3	0 1 6	1	1	1	1	0	0
17	Peyton White	19:45	1-1	1-1	0-0	1 0 1	1 0 3	1	0	0	0	0	-1
10	Jeriah Coleman	06:31	1-1	0-0	0-0	0 0 0	1 0 2	0	0	0	0	0	0
5	Amire Robinson	05:11	0-2	0-2	0-0	0 0 0	1 0 0	0	0	0	0	0	0
50	Ethan Croley	01:15	0-0	0-0	0-0	0 0 0	0 0 0	0	0	0	0	0	-3
Team						0 1 1	0 0 0	0	1	1	0	0	
Totals			24:56	6:21	12:18	9 20 29	15 16 66	11	10	9	7	0	1

Major Fouls: NONE

Fresno St. - 65

Record: 6-8 (0-3)

NO.	Name	Min	FG M-A	3P M-A	FT M-A	Rebounds OR DR TOT	Fouls PF PD	TP	AS	TO	ST	Blocks BS BA	+/-
35	DeShawn Gory	F 31:31	5-7	1-1	3-3	1 3 4	0 5 14	2	1	0	0	0	-3
16	Wilson Jacques	C 33:24	3-9	0-0	2-2	2 10 12	3 2 8	2	4	0	0	1	-2
3	Jake Heidbreder	G 38:20	9-19	5-9	2-2	2 2 4	2 2 25	1	3	2	0	5	1
4	Cameron Faas	G 24:54	3-5	2-4	0-0	1 2 3	3 0 8	1	1	2	0	0	0
10	Zaen Collins	G 35:18	4-8	0-1	1-2	0 4 4	3 2 9	7	4	1	0	1	-1
15	David Douglas Jr.	15:31	0-3	0-3	0-0	0 1 0	2 1 0	0	0	0	0	0	-6
9	Gaspar Koccevar	06:36	0-0	0-0	0-0	0 2 2	1 1 0	0	0	0	0	0	1
6	DJ Stickman	04:32	0-0	0-0	0-0	0 1 1	0 0 0	0	0	0	0	0	2
21	Bastien Rieber	09:54	0-3	0-1	1-2	1 0 1	2 2 1	0	1	1	0	0	3
5	Makhan Diouf	00:01	0-0	0-0	0-0	0 0 0	0 0 0	0	0	0	0	0	0
Team						2 2 4	0 0 0	0	1	0	0	0	
Totals			24:54	8:19	9:11	10 28 38	16 15 65	14	15	6	0	7	-1

Major Fouls: NONE

	NEV	FST
Biggest lead	2 (1 <sup>st</sup> 16:33)	8 (2 <sup>nd</sup> 17:33)
Best Scoring Run	6 (2 <sup>nd</sup> 15:38)	7 (2 <sup>nd</sup> 17:33)
Lead Changes	15	
Times Tied	7	
Time with Lead	03:07	32:40

Points from	NEV	FST
Turnovers	19	10
Paint	30	28
Second Chance	12	11
Fast Breaks	6	6
Bench	27	1

Period by Period Scoring	1st	2nd	TOT
NEV	21	45	66
FST	26	39	65

