

# SAN DIEGO STATE BASKETBALL

21 Postseason Appearances in the last 24 years (13 NCAA Tournaments Appearances in last 17 years) • Record 16-Time Mountain West Conference Champion

Contact: Richard Stern, Assistant Athletic Director - Communications (e-mail: [rsstern@sdsu.edu](mailto:rsstern@sdsu.edu))

## LIVE COVERAGE

### TV/Stream: CBS

Brad Nessler (play-by-play)  
Robbie Hummel (analyst)  
Bill Thayer (producer)



### Aztec Radio Network: San Diego Sports 760

(pregame starts at 9 a.m. PT)

Jon Schaeffer (play-by-play, postgame)

Ben Fletcher (pregame & halftime)



Live Stats: [GoAztecs.com](http://GoAztecs.com)

SiriusXM: Channel 983 (device/online)

## SCHEDULE / RESULTS

Record: 15-5 | Home: 10-1, Away: 4-1, Neutral: 1-3

MW Record: 9-1 | Home: 5-0, Away: 4-1

Date	SDSU Opp.	Opponent (TV/Stream)	Time/Results
N.4	rv/rv	LONG BEACH STATE (KUSI-TV)	W, 77-45
N.9	rv/rv	IDAHO STATE (KUSI-TV)	W, 73-57
N.18	rv/rv	TROY (KUSI-TV)	2ot-L, 107-108
N.24	7/6	^Michigan (truTV)	L, 54-94
N.25	rv/rv	^Oregon (TNT)	W, 97-80
N.26	rv/rv	^Baylor (truTV)	L, 81-91
D.3		UTAH VALLEY (KUSI-TV)	W, 77-66
D.10		LAMAR (KUSI-TV)	W, 89-71
D.17		*AIR FORCE (CBSSN)	W, 81-58
D.20	1/2	#Arizona (ESPN2)	L, 68-45
D.22		WHITTIER (KUSI-TV)	W, 121-59
D.30		*at San Jose State (CBSSN)	W, 81-68
J.3		*BOISE STATE (CBSSN)	3ot-W, 110-107
J.6		*at Nevada (FS1)	W, 73-68
J.10		*FRESNO STATE (CBSSN)	W, 71-52
J.14		*at Wyoming (CBSSN)	W, 74-57
J.17		*NEW MEXICO (CBSSN)	W, 83-79
J.21		*at Grand Canyon (FS1)	L, 69-70
J.24		*at UNLV (CBS)	W, 82-71
J.28		*COLORADO STATE (FS1)	W, 73-50
J.31		*at Utah State (CBS)	11 a.m. MT
F.3		*WYOMING (CBSSN)	8 p.m. PT
F.7		*at Air Force (FS1)	6 p.m. MT
F.14		*NEVADA (CBSSN)	7 p.m. PT
F.17		*GRAND CANYON (CBSSN)	7 p.m. PT
F.21		*at Colorado State (CBSSN)	4 p.m. MT
F.25		*UTAH STATE (FS1)	8 p.m. PT
F.28		*at New Mexico (CBS)	noon MT
M.3		*at Boise State (CBSSN)	7 p.m. MT
M.6		*UNLV (CBSSN)	7 p.m. PT
M.12		+TBA (CBSSN)	TBA PT
M.13		+TBA (CBSSN)	TBA PT
M.14		+TBA (CBS)	TBA PT

^ - Players Era Festival (Michelob ULTRA Arena; Las Vegas, Nev.); # - Naismith Hall of Fame Series (PHX Arena; Phoenix, Ariz.); \* - Mountain West Game; + - Mountain West Tournament (Thomas & Mack Center, Las Vegas, Nev.); Mountain West bye on February 10

## GAME 21

### SAN DIEGO STATE AZTECS (15-5, 9-1 MW) vs. UTAH STATE AGGIES (17-3, 8-2 MW)

Saturday, January 31 • 11 a.m. MT/10 a.m. PT • Dee Glen Smith Spectrum • Logan, Utah



#### SAN DIEGO STATE

Head Coach: Brian Dutcher

Career Record: 213-73 (9th Season)

Record at San Diego State: Same

Record vs. Utah State: 11-9



#### UTAH STATE

Head Coach: Jerrod Calhoun

Career Record: 285-155 (14th season)

Record at USU: 43-11 (2nd season)

Record vs. San Diego State: 2-0

## OFF THE BOUNCE (through the games of January 28)

- The first place San Diego State Aztecs head to Dee Glen Smith Spectrum in Logan, Utah, on Saturday morning to take on the Utah State Aggies. The game is set to tip at 11 a.m. MT/10 a.m. PT and will be broadcast on CBS.
- The Aztecs and Aggies are meeting for the 33rd time overall and 13th time on Utah State's home floor. SDSU leads the series 20-12 but is just 5-7 in Logan.
- SDSU, vs. Colorado State (1-28-26), shot 54.2 percent from the floor in the first half. It was the eighth time in the last 10 games that San Diego State shot at least 50 percent in the first half and the 11th time this season in 20 first halves. The Aztecs then shot 53.8 percent in the second half, making it 22-of-40 halves this season they have shot at least 50 percent.**
- Colorado State came into its Wednesday game ranked No. 19 in the country with a 50.2 field goal percentage. SDSU held the Rams to 33.3 percent shooting (16-for-48), their lowest mark of the season and lowest against a Mountain West opponent since shooting 27.9 percent at San Diego State on Jan. 8, 2022.
- San Diego State has started its league season with at least nine victories in its first 10 games for the third time in the Brian Dutcher era. (also: 2019-20 (10-0) and 2022-23 (9-1)).**
- At UNLV (1-24-26), SDSU shot .565 from the field, .615 from long distance & .846 from the line becoming the ONLY Aztec team to do so since at least the start of the 1996-97 season (960 games).
- San Diego State owns a 170-49 record (77.6 percent) since the start of the 2019-20 campaign, which is the FOURTH BEST record in the nation.** SDSU trails Gonzaga at 195-31 (86.3 percent), Houston at 201-34 (85.5 percent) and Duke at 178-47 (79.1 percent) and is ahead of the likes of Connecticut 169-53 (76.1 percent) and Kansas 170-55 (75.6 percent).
- SDSU ranks No. 2 in the nation with 39.2 bench points per game and has totaled at least 40 bench points nine times in 20 games, which included an astounding 69 bench points versus Whittier College (12-22-25), and in 16 of its 20 games. SDSU has totaled 30+ bench points.**
- With 13 points at UNLV, **Reese Dixon-Waters** passed the 1,000-point career milestone and enters the Utah State game with 1,021 points in his college career. He is the 13th Aztec to surpass the 1,000-career point milestone in Brian Dutcher's nine seasons guiding the program.
- At UNLV, Miles Byrd became the only player in the nation, since at least the 1996-97 season, with a game in which he scored at least 23 points, was perfect from beyond the arc on a minimum of five attempts, perfect from the line on a minimum of four attempts and had at least five assists and four steals.**
- Miles Byrd** is the only player in the nation this season, the third since the start of the 2019-20 campaign, and the only Aztec since at least the start of the 1996-97 season, who has had at least 8 rebounds, 3 assists, 3 blocks, 4 steals and has scored no more than 6 points in a single game. (at GCU, 1-21-26)
- Under **Brian Dutcher**, the Aztecs have held opponents to 60 points or less 124 times and have won 117 of those games (117-7, 94.4 percent). **Overall, Dutcher's Aztecs have held their opponent to 60 or fewer points in 43.4 percent (124-of-286) of the games he has coached.**
- SDSU has won 12 of its last 14 games, with one of those two losses coming against Arizona, the No. 1 ranked team in the nation.

## SERIES INFORMATION

Series: San Diego State leads 20-12
Home (Viejas Arena) ..... 10-2 (10-2)
Away (Dee Glen Smith Spectrum) ..... 5-7 (5-6)
Neutral (Thomas & Mack Center) ..... 5-3 (5-2)
SDSU as Top 25 Team ..... 8-3 (H: 2-1, A: 3-1, N: 3-1)
vs. Top 25 Utah State Team ..... 2-0 (H: 1-0, N: 1-0)
MWC Era ..... San Diego leads 20-9
Dutcher vs. Utah State ..... 11-9 (H: 6-1, A: 2-6, N: 3-2)
Last Meeting: ..... Utah State, 79-71, F.22.25

## MW COACHING BEST

Below is a look at the best coach's winning percentage in Mountain West history. (min. 100 games)

Rk.		Gms	W	L	Pct.
1.	Brian Dutcher	153	115	38	.751
2.	Lon Kruger	110	72	38	.655
3.	Steve Alford	213	136	77	.638
4.	Leon Rice	260	163	97	.627
5.	Steve Fisher	312	168	114	.538

## BENCH DOMINANCE

Below is a look at the 10 best bench scoring teams based on points per game in the 2025-26 season.

Rk.	Team	Gms	Pts	Avg
1.	Tarleton State	20	911	45.55
2.	San Diego State	20	784	39.20
3.	Texas A&M	20	772	38.60
4.	McNeese	21	802	38.19
5.	Gonzaga	22	838	38.09
6.	VCU	21	779	37.10
7.	Richmond	22	804	36.55
8.	Georgia	21	756	36.00
9.	High Point	22	778	35.36
10.	Cornell	18	636	36.33

## MW ROAD WARRIORS

Below are the records of MW teams in regular season MW road games, since the start of 2013-14. (min. 100 games)

Rk.	Team	Record	Pct.
1.	San Diego State	69-42	.622
2.	Boise State	59-54	.522
3.	Nevada	53-58	.477
4.	Utah State	53-60	.469
5.	Colorado State	48-64	.429
6.	UNLV	47-66	.416
7.	Fresno State	44-70	.386
8.	New Mexico	43-71	.377
9.	Wyoming	32-80	.286
10.	Air Force	17-95	.152
11.	San Jose State	11-100	.099

# San Diego State Aztecs

**2025-26 Record: 15-5 (H: 10-1; A: 4-1; N: 1-3) 9-1 MW**  
**16-Time MW Champions, 16 Postseason Berths in last 18 Years**

- SDSU has won at least 19 games in 19 straight seasons.
- SDSU has advanced to the postseason in 16 of the last 18 seasons in which a champion was crowned (2006 NCAA, 2007-09 NIT, 2010-15 NCAA, 2016 NIT, 2018, 2021-24 NCAA).
- SDSU has won 111 of its last 120 games when leading at the half.
- SDSU has won its last 151-of-165 when having a higher FG pct.
- SDSU is 5th nationally in winning percentage (.737) since the beginning of the 2005-06 season.
- Since its founding in 1999, no men's basketball program has won more Mountain West championships (regular-season and tournament) than San Diego State's 16.
- Since 2006, SDSU's 16 appearances in its conference championship game are tied for second most in Division I.

<b>0</b>	<b>Magoon Gwath</b> (MUH-noon g-WAH-th) Forward, 7-0, 212, So.-1L Eules, Texas (Veritas Prep (Calif.))	<b>PPG</b> 9.2 <b>RPG</b> 4.3 <b>APG</b> 0.3 <b>FG</b> .570 <b>3FG</b> .579 <b>FT</b> .636 Career: 8.8 4.9 0.6 .529 .438 .632 <b>Career Highs:</b> Pts: <b>25</b> , Fresno State (12-4-24)   Rebs: <b>13</b> , Nevada (1-25-25)   Assts: <b>3</b> , Air Force (11-22-25)	1-of-2 players nationally w/ .570 FG% (min. 93 att.) & .579 3FG% (min. 19 att.) ... <b>Preseason Abdul-Jabbar Award Watch List &amp; All-MW</b> ... No. 11 for SDSU career blocks (90) ... No. 3 blocker in MW (1.5/g) ... Reigning MW Frosh & Def. Pot/2nd in MW history to win both in a year ... Last 4 gms: 8.5 ppg (.609 FG & .800 3FG), 5.3 rebs & 1.0 blocks ... Multiple blocks in 7-of-15 gms this yr & 25-of-41 in his career
<b>3</b>	<b>Elzie Harrington</b> (EL-zee) Guard, 6-5, 188, Fr.-HS Long Beach, Calif. (St. John Bosco HS)	<b>PPG</b> 8.4 <b>RPG</b> 1.7 <b>APG</b> 2.3 <b>FG</b> .480 <b>3FG</b> .533 <b>FT</b> .813 Career: 8.4 1.7 2.3 .480 .533 .813 <b>Career Highs:</b> Pts: <b>20</b> , Boise State (11-3-26)   Rebs: <b>4</b> , Fresno State (1-10-26)   Assts: <b>6</b> , Air Force (12-17-25)	No. 73 recruit among ESPN 100 ... MW Preseason Frosh of the Year ... Nationally 1-of-2 frosh who is shooting at least 53.3% from distance (min. 30 attempts) ... W/ 13 pts vs. LBSU is 1st SDSU frosh to score 10+ in 5/O since Jeremy Hemsley in 2015 ... No. 7 recruit/Calif., No. 13/region & No. 17 nationally at position ... SDSU is 6-1 when he totals at least 3 assists in a game & 7-4 when he hits 40.0 percent from the floor
<b>4</b>	<b>Sean Newman Jr.</b> Guard, 6-1, 174, Sr.-TR Los Angeles, Calif. (Culver City HS/Louisiana Tech)	<b>PPG</b> 2.9 <b>RPG</b> 1.1 <b>APG</b> 2.5 <b>FG</b> .327 <b>3FG</b> .518 <b>FT</b> 19-20 Career: 7.2 2.3 5.6 .378 .304 .824 <b>Career Highs:</b> Pts: <b>27</b> , Liberty (1-11-25)   Rebs: <b>7</b> , 2x; last: LSU Alexandria (11-4-24)   Assts: <b>20</b> , Rust College (12-24-24)	Has a career-best 3.06:1 asst-to-t/o ratio ... When he has 3+ assists, SDSU is 9-1 ... No. 3 nationally (2024-25) in assist/g (7.9) ... Only player nationally to record 16+ assists in a gm last year (20) ... In 47-of-59 gms at LTU, he had at least 5 assists (29-18 record) ... 246 assists in 2024-25 would eclipse SDSU single-season mark (221, Tony Gwynn, 1979-80) ... Shooting a career-high 95.0 percent from the line
<b>5</b>	<b>Pharaoh Compton</b> (FAIR-oh) Forward, 6-7, 230, So.-1L Chicago, Ill. (Arbor View HS (Nev.))	<b>PPG</b> 8.5 <b>RPG</b> 3.1 <b>APG</b> 0.4 <b>FG</b> .761 <b>3FG</b> 0-1 <b>FT</b> .625 Career: 6.6 2.7 0.4 .698 0-1 .500 <b>Career Highs:</b> Pts: <b>21</b> , Whittier (12-22-25)   Rebs: <b>8</b> , Whittier (12-22-25)   Assts: <b>2</b> , 3x; last: Boise State (3-13-25)	76.1 FG% (670-of-92) is No. 7 nationally (90 att. min.) ... Last 4 gms: 10.3 ppg (.857), 2.8 rebs, 1.1 steals ... 71-of-139 career FGs (.512) are dunks ... Min. 1 block in 13-of-20 gms. ... No. 6 in MW w/ 0.95 blocks/game ... Top-100 signee (No. 80) ... Top rated recruit from NV in 2024 ... 7-3+ wingspan; elite finisher at the rim ... 10+ pts in 8 of last 14 gms vs. 4 of his first 36 games ... No. 2 Aztec w/ 2.8 blks/40 mins.
<b>8</b>	<b>Tae Simmons</b> (tay) Forward, 6-6, 230, Fr.-HS Simi Valley, Calif. (Heritage Christian HS)	<b>PPG</b> 4.8 <b>RPG</b> 3.0 <b>APG</b> 0.2 <b>FG</b> .686 <b>3FG</b> 2-5 <b>FT</b> .690 Career: 4.8 3.0 0.2 .686 2-5 .690 <b>Career Highs:</b> Pts: <b>15</b> , 2x; last: Whittier (12-22-25)   Rebs: <b>9</b> , at Grand Canyon (1-21-26)   Assts: <b>2</b> , Whittier (12-22-25)	Last 5 gms: 68.8 FG%, 5.6 pts & 4.2 rebs ... Only MW Frosh shooting at least 68.6 FG% (min. 51 FGA) ... 4-star recruit (ESPN & 247Sports) ... W/ 10 pts vs. LBSU is the 1st freshman to score 10+ pts in a season opener since Jeremy Hemsley in 2015 ... Among MW Frosh his 6.4 DRebs & 4.0 ORebs/per 40 mins rank No. 4 & No. 5 in 218 mins, respectively ... No. 18 recruit in CA, No. 36 region, No. 41 nationally at position.
<b>10</b>	<b>BJ Davis</b> Guard, 6-2, 175, Jr.-1L Modesto, Calif. (Modesto Christian HS)	<b>PPG</b> 10.9 <b>RPG</b> 3.3 <b>APG</b> 2.4 <b>FG</b> .437 <b>3FG</b> .418 <b>FT</b> .863 Career: 8.1 2.6 1.4 .420 .361 .825 <b>Career Highs:</b> Pts: <b>22</b> , Boise State (11-3-26)   Rebs: <b>11</b> , Boise State (1-3-26)   Assts: <b>6</b> , 2x; last: Boise State (1-3-26)	No. 3 in MW in FT% (.863) ... 19 games off the bench this year: 11.0 ppg (.441 FG, .423 3FG, .859 FT) 3.3 rebs, 2.3 assists ... 1st career dbl dbl vs/ Boise St. (22 pts & 11 rebs) ... Frosh: 1.2 ppg; Soph: 9.0 ppg; Jr: 0.9 ppg ... 10+ pts in 11 of last 18 games ... CH 4 3-pointers at USU (2-22-25), WYO (3-1-25) & AFA (12-17-25) ... Leader of No. 2 scoring bench in the nation ... SDSU is 8-2 when he shoots 40.0 percent
<b>21</b>	<b>Miles Byrd</b> (bird) Guard, 6-6, 190, Jr.-2L Stockton, Calif. (Lincoln HS)	<b>PPG</b> 11.0 <b>RPG</b> 4.2 <b>APG</b> 2.8 <b>FG</b> .431 <b>3FG</b> .341 <b>FT</b> .804 Career: 8.4 3.4 2.0 .398 .313 .822 <b>Career Highs:</b> Pts: <b>25</b> , Colorado State (1-14-25)   Rebs: <b>11</b> , Fresno State (12-4-24)   Assts: <b>9</b> , Nevada (1-25-25)	MW Preseason Player of the Year & Erving Award Watch List ... SDSU is 11-1 this year & 26-10 in his career w/ 24 steals ... When he shoots 40.0% or more, SDSU is 38-6 in his career, incl. 11-2 this year ... 2nd player in NCAA since 2014-15 w/ at 20+ pts, 8 rebs, 5 stls & 4 blks (vs. UCSD: 11-6-24) ... 1-of-3 in DI in last 16 yrs. w/ 25 pts., 5 treys, 7 stls & 6 rebs. (vs. CSU: 1-14-25) ... With one block in a game, SDSU is 9-2 this year.
<b>24</b>	<b>Taj DeGourville</b> (TAH-zh duh-GORE-vil) Guard, 6-5, 211, So.-1L Las Vegas, Nev. (Wasatch Academy (Utah))	<b>PPG</b> 5.9 <b>RPG</b> 2.7 <b>APG</b> 2.4 <b>FG</b> .400 <b>3FG</b> .412 <b>FT</b> .750 Career: 5.4 2.8 2.0 .380 .340 .731 <b>Career Highs:</b> Pts: <b>14</b> , 2x; last: Nevada (1-25-25)   Rebs: <b>7</b> , 2x; last: Air Force (1-22-25)   Assts: <b>9</b> , Whittier (12-22-25)	Career: SDSU is 10-2 when he has 4 assts ... SH 11 pts at NM (1/17) & 9 assists vs. Whittier (12/22) ... No. 4 on team w/ 47 assists ... Last 4 games: 51.9 FG%, 55.6 3FG%, 3.0 rebs, 2.0 assts & 10.3 points ... 2x MW Frosh of the Week in 2024-25 ... When he shoots 40.0 FG% this year SDSU is 7-1 & 16-8 for his career ... 4-star recruit & No. 35 nationally at his position ... No. 2 recruit out of NV in 2024 (behind Compton)
<b>25</b>	<b>Jeremiah Oden</b> (JER-uh-MY-uh OH-din) Forward, 6-8, 210, Sr.-TR Chicago, Ill. (Sunrise Christian Academy/Wyoming/DePaul/Charlotte)	<b>PPG</b> 5.0 <b>RPG</b> 2.9 <b>APG</b> 0.5 <b>FG</b> .407 <b>3FG</b> .275 <b>FT</b> .742 Career: 7.1 3.5 0.6 .424 .309 .752 <b>Career Highs:</b> Pts: <b>28</b> , Nevada 2-27-23)   Rebs: <b>11</b> , Texas Southern (11-30-20)   Assts: <b>5</b> , Chicago State (12-30-23)	13 pts from 1,000 for his career ... SH 7 rebs vs. Baylor ... 50.0 FG% or better in 10 games this season ... Spent 1st 3 college seasons competing at Wyoming ... Did not compete in 2024-25 (Charlotte) due to injury ... Has 3 double doubles (team is 2-1) ... Has recorded one turnover or less in 103-of-139 career games ... Finest college season was 2021-22 (.521 FG, 4.5 rebs, 0.8 blocks) w/ WYO's NCAA tournament team.
<b>33</b>	<b>Thokbor Majak</b> (THOK-bore MAY-Zhock) Forward, 7-1, 215, R-Fr.-HS Bor, South Sudan (Dream City Christian High)	<b>PPG</b> 0.3 <b>RPG</b> 1.3 <b>APG</b> 0.0 <b>FG</b> 1-5 <b>3FG</b> -- <b>FT</b> 0-1 Career: 0.3 1.3 0.0 1-5 -- 0-1 <b>Career Highs:</b> Pts: <b>2</b> , Whittier (12-22-25)   Rebs: <b>5</b> , Whittier (12-22-25)   Assts: --	Definition of a rim protector ... Defensive game is ahead of his offensive game at this point ... Blocked 11 shots in a HS game ... Has only played 7 years of organized basketball ... Expected to develop into a "on the block" type of player in the mold of SDSU great Skylar Spencer ... Third Aztec on the roster of South Sudanese heritage (also: Magoon Gwath & Aquek Arop).
<b>39</b>	<b>Reese Dixon-Waters</b> Guard, 6-5, 217, Sr.-1L Long Beach, Calif. (St. Bernard HS/Southern Calif.)	<b>PPG</b> 11.5 <b>RPG</b> 3.9 <b>APG</b> 1.6 <b>FG</b> .414 <b>3FG</b> .354 <b>FT</b> .857 Career: 8.0 2.9 1.0 .418 .348 .847 <b>Career Highs:</b> Pts: <b>24</b> , California (11-25-23)   Rebs: <b>12</b> , UC Irvine (12-9-23)   Assts: <b>6</b> , Boise State (1-3-26)	Passed 1,000 pts at UNLV (1/24) ... 2024-25 & 2025-26 Preseason All-MW ... '25-26 debut vs. ISU after 591 days between games (3-28-24 vs. UConn) ... SH 22 pts vs. Oregon ... 48 career 10+ pt gms (35-13 overall & 24-8 at SDSU) ... 40 starts at SDSU are a career high ... 28-7 record when he hits multiple 3-pters (16-4 at SDSU) ... 2022-23 Pac-12 Sixth Player of the Year ... SDSU is 28-11 when he hits a 3-pointer.
<b>40</b>	<b>Miles Heide</b> (HIGH-dee) Forward, 6-9, 235, Jr.-2L North Bend, Wash. (Mount Si HS)	<b>PPG</b> 5.6 <b>RPG</b> 4.9 <b>APG</b> 1.1 <b>FG</b> .578 <b>3FG</b> 1-6 <b>FT</b> .467 Career: 3.5 3.3 0.5 .649 .200 .385 <b>Career Highs:</b> Pts: <b>14</b> , Nevada (3-8-25)   Rebs: <b>9</b> , 3x; last: Troy (11-18-25)   Assts: <b>5</b> , Michigan (4-24-25)	Last 10 gms: 5.8 ppg, 25-of-40 FG (.625), w/4.2 rebs (incl. 22-of-42 on off. glass) ... When he shoots 50-plus % from the floor, SDSU is 40-12 ... Leads SDSU in rebs (98 & 4.9/g) ... 9.7 rebs/40 mins leads the team since start of '23-24 ... CH 14 pts vs. Nevada (3-8-25) ... 47.9% of career rebounds are offensive (139-of-290) ... 65.9 FG% in last 126 FGAs (83-of-126) ... SDSU is 28-8 when he has 4+ boards

<b>HC</b>	<b>Brian Dutcher</b> 9th year Head Coach / 213-73 27th season at SDSU / 37th season overall	<ul style="list-style-type: none"> <li>Since his hiring prior to the 2017-18 season, his .745-career win percentage ranks No. 7 nationally.</li> <li>At least 21 victories in each of his first 8 seasons as HC.</li> <li>A member of all of SDSU's record 16 MW championships.</li> <li>Helped Michigan to 3 NCAA national championship game appearances, incl. the program's first national title in 1989</li> <li>His teams are 178-16 when owning a higher FG. Pct.</li> <li>His teams are 133-16 when the opponent shoots 40 pct. or less from the floor.</li> <li>His teams are 119-15 at home, 101-11 in last 112 hm gms.</li> </ul>
-----------	---	---

RED indicates possible starter, BLACK indicates reserve, GOLD indicates player is injured and is not expected to play. Shooting percentages are calculated once 25 attempts are made in a category.

## SCHEDULE/RESULTS

Date	Opponent (Television)	Note
Oct. 17	UCLA (exhibition)	L, 60-67 » The Aztecs and Bruins met for the first time in an exhibition, since at least the 1999-00 season
Oct. 29	SAN DIEGO (exhibition)	W, 87-54 » SDSU has beaten USD in 16-of-19 games since the start of 2002-03, but this was the first exhibition game between the two since at least 1999-00.
Nov. 4	LONG BEACH STATE (KUSI-TV)	W, 77-45 » SDSU is 41-22 all-time against the Beach and have wins in 17 of the last 18 dating to 1980. Overall is 23-10 against LBSU in San Diego.
Nov. 9	IDAHO STATE (KUSI-TV)	W, 73-57 » The Aztecs lead 4-2 all-time (4-0 on its home floor), but this meeting was the first since a 96-80 win on Dec. 4, 1980.
Nov. 18	TROY (KUSI-TV)	2ot-L, 107-108 » SDSU trails in the series 1-2 w/both previous meetings coming in SD. The Aztecs are now 5-3 in double overtime games in its D1 history.
Nov. 24	^vs. Michigan (truTV)	L, 54-94 » The Aztecs and Wolverines have met twice with Michigan taking both games.
Nov. 25	^vs. Oregon (TNT)	W, 97-80 » San Diego State is 4-4 vs. the Ducks & have played twice since 1997, in last year's PEC, a 78-68 win for Oregon, the eventual event champion.
Nov. 26	^vs. Baylor (truTV)	L, 81-91 » The Aztecs & Bears are tied 3-3 all-time: Each team has a winning streak of three games in the series, Baylor most recently.
Dec. 3	UTAH VALLEY (KUSI-TV)	W, 77-66 » San Diego State is 1-0 in the series and its 76.6% of points coming from its bench is its highest vs. a D1 opponent since at least the 1996-97 season.
Dec. 10	LAMAR (KUSI-TV)	W, 89-71 » SDSU is 1-2 against the Cardinals, but this game was the first since the 1992-93 season; SDSU is 7-2 vs. the Southland Conference.
Dec. 17	*AIR FORCE (CBSSN)	W, 81-58 » Aztecs at home is 38-6 overall (22-3 in VA) vs. AFA & have won 18 straight at home (last lost to AFA in VA on Feb. 28, 2005 - 7,597 days).
Dec. 20	#vs. Arizona (ESPN2)	L, 68-45 » The Aztecs trail 7-26 in the all-time series, including 0-5 on neutral courts.
Dec. 22	WHITTIER (KUSI-TV)	W, 121-59 » In a series that began on Dec. 21, 1923, SDSU leads the series 51-to-30, including 27-12 in San Diego, but this was the first matchup since 1-31-69.
Dec. 30	*at San Jose State (CBSSN)	W, 81-68 » The Aztecs are 9-4 at Provident Credit Union Event Center incl. 9-1 in the MW era with seven of those nine wins coming by double digits.
Jan. 3	*BOISE STATE (CBSSN)	3ot-W, 110-107 » San Diego State is 11-4 all-time at home against the Broncos & its 20-pt loss at VA in 2022-23, is its second worst MW road loss since 2013-14.
Jan. 6	*at Nevada (FS1)	W, 73-68 » SDSU is 12-2 in its last 14 vs. the Wolf Pack, regardless of location; Overall SDSU is 9-7 in games in Reno & 7-6 in Lawlor Events Center.
Jan. 10	*FRESNO STATE (CBSSN)	W, 71-52 » The Aztecs are 44-20 at home, 11-5 in Viejas Arena, vs. Fresno State & has won 13 straight regardless of location.
Jan. 14	*at Wyoming (CBSSN)	W, 74-57 » SDSU is 7-1 in its last 8 in Laramie and 13-10 in the A-A in the MW era, where wins are by an average of 10.6 points.
Jan. 17	*NEW MEXICO (CBSSN)	W, 83-79 » The Aztecs 14.4 average margin of victory since 2019-20 is largest by any UNM opponent in at least 25 years; 10-2 in last 12 vs. UNM at home.
Jan. 21	*at Grand Canyon (FS1)	L, 69-70 » Aztecs are 0-3 in games played at GCU, & its 79-73 upset of No. 25 SDSU is 1-of-3 wins vs. a ranked Division I program since it transitioned in 2013.
Jan. 24	*at UNLV (CBS)	W, 82-71 » Aztecs 24-4 in last 28 vs. UNLV (any location); SDSU 15-3 in its last 18 games vs. UNLV at Thomas & Mack Center.
Jan. 28	*COLORADO STATE (FS1)	W, 73-50 » SDSU has won 14 of the last 17 regardless of location & is 23-4 vs. CSU all-time in Viejas Arena and has won the last six vs. the Rams in SD.
Jan. 31	*at Utah State (CBS)	11 a.m. MT » SDSU is 5-6 at USU in the MW era; 8-of-11 games in Logan have been decided by 10 points or less since 2013-14.
Feb. 3	*WYOMING (CBSSN)	8 p.m. PT » SDSU is 33-11 at home (20-5 in VA) vs. Wyoming, has won 17 straight in Viejas Arena & not lost at home vs. the Cowboys since Jan. 3, 2007.
Feb. 7	*at Air Force (FS1)	6 p.m. MT » The Aztecs are 26-17 all-time at USAFA; SDSU is 9-2 in its last 11 visits to Clune Arena, including wins in its last six and five of those by double digits.
Feb. 14	*NEVADA (CBSSN)	7 p.m. PT » SDSU is 13-0 vs. Nevada in VA in the MW era and is 15-1 all-time at home. Teams met to end the regular season in 5 of the last 8 years.
Feb. 17	*GRAND CANYON (CBSSN)	TBA PT » Aztecs are 1-1 at home against GCU with the second meeting, an 86-61 drubbing by SDSU was on November 13, 2019.
Feb. 21	*at Colorado State (CBSSN)	4 p.m. PT » SDSU is 12-7 in its last 19 at CSU incl. a 4-3 record in Moby Arena in the last seven with 3 of those 4 Aztec wins have been by double digits.
Feb. 25	*UTAH STATE (FS1)	8 p.m. PT » SDSU is 10-1 vs. Utah State at home since Aggies joined the MW in '13-14 & eight of those 10 wins are by double digits.
Feb. 28	*at New Mexico (CBS)	noon MT » SDSU is 13-32 The Pit, including 4-5 in its last 9 games at the facility with three of the Aztecs' four wins coming by double digits.
March 3	*at Boise State (CBSSN)	7 p.m. MT » The Aztecs are 5-8 all-time & snap a 3-game losing streak in Boise. SDSU wins for the second time in the last 8 vs. BSU regardless of location
March 6	*UNLV (CBSSN)	7 p.m. PT » Aztecs are 9-2 in the last 11 vs. UNLV in VA; Had gone 342 days w/o a loss & had a 26-game win streak snapped by UNLV in Viejas (2-22-20).

### Mountain West Championship (Thomas & Mack Center; Las Vegas, Nev.)

March 12	First Round (MWV)	TBA	» The Aztecs will be in search of their eighth and final Mountain West tournament championship.
March 13	Quarterfinal (CBSSN)	TBA	» San Diego State has won tourney titles in 2002, 2006, 2010, 2011, 2018, 2021 & 2023.
March 14	Semifinal (CBSSN)	TBA	» SDSU is 44-18 (.710) all-time at the MW Championship, representing the best overall record in league history.
March 15	Championship (CBS)	TBA	» San Diego State has won a Mountain West-high 16 conference crowns (regular season and tournament).

^ - Players Era Festival (Las Vegas, Nev.). # - Naismith Hall of Fame Series (Phoenix, Ariz.). \* - Mountain West game. MW bye date is February 10. All times local to the site.

- San Diego State is 12-2 in its last 14 games and has limited those opponents to 67.4 points per game, which includes a triple overtime game against Boise State, versus going 3-3 and allowing 79.2 points in its first six games.
- Since the start of the 2005-06 campaign, San Diego State owns the FIFTH BEST record in the nation, 518-185 (.737), the SIXTH best home mark 288-39 (.881), plus is TENTH in road contests 142-97 (.594).
- Miles Byrd is the only Aztec since at least the start of the 1999-00 season to be perfect from three-point range on a minimum of five attempts.
- The Aztecs are filling it up on the offensive end of the floor. Through 20 games, they're averaging 0.9 points per game. Among five seasons where it scored at an 80-plus point per game clip, SDSU's best scoring team at the Division I level was its 1970-71 squad, its first as a Division I program, which averaged 86.9 points per game. The program's best scoring year in the Mountain West era, 77.1 points per game, was the 2017-18 squad, Brian Dutcher's first year leading the program.
- Brian Dutcher is the most successful coach in the history of Mountain West games...and it's not even close. Dutcher has a winning percentage of 75.1percent (115-39) which is nearly 10 percent better than the next best win percentage, which belongs to Lon Kruger (2002-11) who won 65.5 percent (72-38) of his league games.
- According to Kenpom.com, San Diego State's defense, in league games, ranks No. 1 in two-point field goal percentage, turnover percentage, steal percentage, & block percentage and No. 2 in overall defensive efficiency and effective field goal percentage.
- SDSU has shot 50-plus percent in seven, all victories, of its last 10 games, and is 75-2 in its last 77 games when it shoots at least 50 percent from the field.
- SDSU has started its conference season 9-1 and has won at least nine of its first 10 games for the third time in Brian Dutcher's nine seasons (also: 2019-20, started 15-0 & 2022-23, started 9-1) and as a team, it is the sixth time in the last 16 years the program has gotten off to at least a 9-1 start in Mountain West play (also: 2015-16, started 11-0, 2013-14, started 10-0 & 2010-11, started 12-1).
- Magoon Gwath is the only player in the nation who in 15 games is shooting 57.9 percent from downtown (min. 19 att.) and has blocked 22 shots.
- San Diego State ranks No. 2 in bench points and percentage of bench points vs. total points among the top 10 bench scoring teams in the nation. The Aztecs are getting 48.5 percent of its offensive production from its reserves (784-of-1,618).
- The Aztecs bench is out scoring its opponent's reserves by 20.6 points per game. SDSU's bench has scored 784 points through 20 games, an

## COMMUNICATIONS

### COMMUNICATIONS OFFICE

Fowler Athletics Center  
5302 55th Street, Suite 3014  
San Diego, CA 92182  
Office: 619.594.5547  
Fax: 619.582.6541

### RICHARD STERN

#### Assistant Athletic Director - Communications

Staff & Player Interviews  
E-Mail: rstern@sdsu.edu  
Office: 619.594.4348  
Cell: 408.318.8111

### SAM MEYERS

#### Assistant Communications Director

E-Mail: scmeyers@sdsu.edu  
Cell: 925.787.9781

### RACHEL GONZALES

#### Communications Coordinator

Credential Requests  
E-Mail: regonzales@sdsu.edu  
Cell: 520.591.2656



## SERIES VS. UTAH STATE

**Series:** San Diego State leads, 20-12

**Home** (Viejas Arena)..... 10-2 (10-2)

**Away** (Dee Glen Smith Spectrum) ..... 5-7 (5-6)

**Neutral** (Thomas & Mack Center)..... 5-3 (5-2)

**SDSU as Top 25 Team**..... 8-3 (H: 2-1, A: 3-1, N: 3-1)

**vs. Top 25 Utah State Team** ..... 2-0 (H: 1-0, N: 1-0)

**MWC Era** ..... San Diego State leads, 20-9

**Dutcher vs. Utah State**..... 11-9 (H: 6-1, A: 2-6, N: 3-2)

Date	SD	US	Location	Score
D.17.62			Logan	L 57-101
D.6.97			N-Salt Lake City (DC)	L 61-64
N.24.98			San Diego (CA)	L 60-63
J.25.14	7		*Logan	ot-W 74-69
F.18.14	6		*San Diego (VA)	W 60-45
M.13.14	8		^N-Las Vegas (QF) (d)	W 73-39
J.31.15			*San Diego (VA)	W 62-42
J.2.16			*Logan	W 70-67
J.23.16			*San Diego (VA) (d)	W 70-55
M.10.16			^N-Las Vegas (QF) (d)	W 71-65
J.14.17			*San Diego (VA)	W 74-55
F.15.17			*Logan	W 66-62
D.30.17			*San Diego (VA)	W 79-59
F.9.19			*San Diego (VA)	W 68-63
F.26.19			*Logan	L 54-70
M.16.19			^N-Las Vegas (CH) (d)	L 57-64
J.4.20	13		*Logan	W 77-68
F.1.20	4		*San Diego (VA)	W 80-68
M.7.20	5		^N-Las Vegas (CH) (d)	L 56-59
J.14.21			*Logan	L 45-57
J.16.21			*Logan (d)	L 59-64
M.19.21	19		^N-Las Vegas (CH) (d)	W 68-57
J.26.22			*Logan	L 57-75
F.15.22			*San Diego (VA)	W 75-56
J.25.23			*San Diego (VA)	W 85-75
F.8.23	25		*Logan	W 63-61
M.11.23	20		^N-Las Vegas (CH) (d)	W 62-57
F.3.24	17		*San Diego (VA) (d)	W 86-67
F.20.24	19		*Logan	L 63-68
M.15.24	18		^N-Las Vegas (SF)	W 86-70
D.28.24	20		*San Diego (VA) (d)	L 66-67
F.22.25			*Logan	L 71-79

CA - Cox Arena; VA - Viejas Arena; DC - Delta Center; d - day game; N - neutral site; QF - quarterfinal; SF - semifinal; CH - championship. The number below team name in the top column refers to Associated Press ranking at game time.

## MOUNTAIN WEST COACHING RECORDS

### HIGHEST WINNING PERCENTAGE (min. 100 games)

Rk	Name	Games	W	L	Pct.
1.	Brian Dutcher (2018-present)	154	115	39	.747
3.	Lon Kruger (2004-11)	110	72	38	.655
2.	Steve Alford ('08-13, '20-present)	213	136	77	.638
4.	Leon Rice (2012-present)	260	163	97	.627
5.	Steve Fisher (2000-17)	312	168	114	.538

### MOST VICTORIES

Rk	Name	Games	W	L	Pct.
1.	Steve Fisher (2000-17)	312	168	114	.538
2.	Leon Rice (2012-present)	260	163	97	.627
3.	Steve Alford (2018-present)	213	136	76	.638
4.	Brian Dutcher (2018-present)	154	115	39	.747
5.	Dave Rose (2006-19)	96	78	18	.813

average of 39.2 per game, compared to its opposition's 371 points, an average of 18.6.

- **BJ Davis** (22 pts, 11 rebs, 6 assts, 4 stls) became the second Aztec since at least the 1996-97 season to total at least 20 pts, 10 rebs, 5 assts & 4 stls in the same game (also Jamaal Franklin vs. Redlands on Dec. 30, 2011) and the first to do it against a Division I opponent.
- The Aztecs bench totaled 59 points in its 77-66 win over Utah Valley. The 59 bench points are its highest against a Division I opponent since totaling 57 at Air Force (1-22-20) & the most for a Mountain West team, against a Division I opponent, since December 16, 2018.
- **Brian Dutcher** is the only San Diego State head men's basketball coach to accumulate at least 21 wins in each of his first eight seasons and is averaging 24.8 wins per season coming into the 2025-26 campaign.
- **Brian Dutcher reached the 200-win plateau with a 73-57 victory against Idaho State (11-9-25), becoming the third Aztec head coach with at least 200 wins. The other two are Aztec Hall of Fame inductees George Ziegenfuss (1949-69) with 316 wins and Steve Fisher (2000-17) with a program record 386.**
- San Diego State returns 61.9 percent of its minutes from a year ago, according to T-Rank, and those are the second most returning minutes in the nation among teams Torvik ranks in his top 50, behind Purdue (69.7 percent).

## NOT LETTING A LOSS TURN INTO LOSING

- San Diego State prides itself on having an NBA mentality, meaning if the team loses a game, it's put in the rear-view mirror and all focus is on the next game and not allowing a loss to turn into a streak.
- In the Brian Dutcher era (since the start of the 2017-18 season), the Aztecs are 51-11 in games immediately following a loss.
- If the game immediately following a loss is a home game, the Aztecs are 36-2 under Brian Dutcher.
- A Brian Dutcher team has lost three straight games once, in his initial season guiding the Aztecs. (He has coached 286 games)
- San Diego State has lost back-to-back games just nine times under Brian Dutcher and in five of those instances the next opponent was nationally ranked.

## WHAT HAPPENS IN LAS VEGAS...IS USUALLY GOOD FOR SAN DIEGO STATE

- San Diego State's 48 victories at Thomas & Mack Center since the start of the 2008-09 campaign (28 neutral and 20 road wins) are the most by any team in any building in which it has not played at least one home game. Gonzaga is second with 37 victories at Orleans Arena.
- San Diego State is 40-13 in its last 53 games at UNLV's Thomas & Mack Center. Since March 5, 2014, San Diego State is 15-4 against the Rebels in TMC, while the rest of the country is 61-129 in the facility.
- **Since the start of the 2008-09 season, no Division I team has won more road games against a single opponent than San Diego State's 20 victories over UNLV at Thomas & Mack Center. Saint Mary's (at Loyola Marymount) and Gonzaga (at Pepperdine) are second with 17 wins.**
- San Diego State is 20-8 in its last 28 games at Thomas & Mack and 38-13 in its last 51 games in the city, regardless of facility.
- In five regular-season MTEs in Las Vegas, San Diego State has three tournament titles (2010 Las Vegas Holiday Hoops Classic, 2019 Continental Tire Las Vegas Invitational & 2023 Continental Tire Main Event) and was the runner up at the 2015 Continental Tire Las Vegas Invitational.

In going 10-4 in its Las Vegas MTEs, the Aztecs are 4-1 vs. ranked opponents with wins against No. 6/7 Houston & No. 21/19 Creighton this year and No.14/13 California & No. 12/22 West Virginia in 2015 and a loss to No. 6/7 Michigan earlier this season.

## PLAYING THE PERCENTAGE GAME

San Diego State is one pace to have its highest team shooting percentage in more than 35 years.

- The Aztecs have shot 48.4 percent (577-of-1,193 from the field, No. 42 in the nation, and if they maintain that pace for the rest of the season, and why wouldn't they, it would be the team's best shooting percentage in the Mountain West era.
- The highest team shooting percentage for a season in San Diego State's Division I era is its 1977-78 team that hit 50.8 percent of its shots (919-of-1,810).
- San Diego State's 2025-26 team shooting percentage would rank No. 4 on the program's Division I list.
- In SDSU Division I history, it has had 24 teams shoot at least 45.0 percent, eight teams have shot at least 47.5 percent and two that have hit more than half their shots.
- In the Fisher/Dutcher era, the best team shooting percentage was produced by the 2001-02 squad that was successful 47.6 percent of the time it shot (906-of-1902).
- This season, SDSU has shot 45.0 percent or better in 14 games and are 12-2 in those contests, including its blistering 67.2 percent shooting against Oregon, which was the team's best shooting performance under Brian Dutcher.
- In eight of the team's last nine games, it's hit 50.0 percent or better in the first half and four times it maintained that shooting percentage in the second half.
- **In 22-of-40 halves of basketball in 2025-26, San Diego State has shot at least 50.0 percent, including eight of the last 10 first halves.**

## FAREWELL TOUR

In its final season as a member of the Mountain West, it will make its final conference trips to six members that have been in the league for at least 13 years.

- The Aztecs are 4-0 on the road against those six teams to open the conference slate, with wins at San Jose State (81-68), Nevada (73-68), Wyoming (74-57) and UNLV (82-71).
- San Diego State still has trips to Air Force (Feb. 7) and New Mexico (Feb. 28).

## ROAD (AND NEUTRAL) WARRIORS

Through the games of January 28, here are some road and neutral site facts about San Diego State:

- Since the start of the 2009-10 season, San Diego State's 117-72 (.619) record in true road games is the **EIGHTH** best in the nation.
- **Since the start of the 2009-10 season, San Diego State's 86-56 (.606) record in regular season road games against the Mountain West, LEADS the conference.**
- Since the start of the 2009-10 season, San Diego State's 191-112 (.630) record in road/neutral games is the **SEVENTH** best in the nation.
- Since the start of the 2009-10 season, San Diego State is 74-40 (.649) in neutral site games which is the **TENTH** best in the nation.

## SAN DIEGO STATE IS....

- 119-15 under Brian Dutcher and 235-30 in its last 265 **games played at Steve Fisher Court at Viejas Arena.**
- 70-9 under Brian Dutcher, has won 11 straight, and 155-23 in its last 178 **home games against Mountain West opponents.**
- 188-20 under Brian Dutcher, 251-28 in its last 279 games and 182-9 in its last 191 home games **when it takes a lead into the intermission.**

- 187-12 under Brian Dutcher, has won 32 straight, and is 443-16 in its last 459 games when leading with five minutes to play.
- 152-19 under Brian Dutcher, 183-26 in its last 209 games and 293-45 in its last 338 games in which it outrebounds its opponent.
- 148-40 under Brian Dutcher and 272-61 since the start of 2010-11 in games in which its bench outscored its opponent's bench.
- 135-10 under Brian Dutcher, 106-5 in its last 111 and 273-35 in its last 308 games in which it has attempted more free throws than its opponent.
- 106-7 under Brian Dutcher, has won 40 straight, 118-4 in its last 122 games, and 193-8 in its last 201 home games in which it holds its opponent to less than 60 points.
- 62-29 under Brian Dutcher and 116-53 in its last 169 games played on Saturday.
- 52-20 under Brian Dutcher, 80-27 in its last 107 and 96-31 in its last 127 games played in January.

## DEPTH IS GOOD

Through the games of January 28, San Diego State's rotation this year is a solid 11-men deep, each averaging over 11 minutes per game, and 10 Aztecs playing more than 14 minutes a game.

- At the post position, **Miles Heide** and **Pharaoh Compton** are averaging a combined 14.1 points on 67.4 percent (118-of-175) shooting and 8.0 rebounds, with 1.5 assists, 1.5 blocks and 1.2 steals in an average of 34.9 minutes per game.
- At forward, **Magoon Gwath**, **Jeremiah Oden**, and **Tae Simmons** are averaging a combined 19.0 points on 53.8 percent (121-of-225) shooting from the field and grabbing 10.2 boards, with 0.9 assists, 1.3 steals and 1.8 blocks in an average of 45.0 minutes per game.
- At the wing, **Miles Byrd**, **Reese Dixon-Waters**, and **BJ Davis** are averaging a combined 33.4 points on 42.7 percent (218-of-511) shooting from the floor, including 36.5 percent (81-of-222) from downtown and 84.3 percent (140-of-166) from the line and pulling down 11.4 rebounds, with 6.8 assists, 4.3 steals and 1.4 blocks in an average of 78.1 minutes per game.
- At the point, **Elzie Harrington**, **Sean Newman Jr.**, and **Taj DeGourville** are averaging a combined 17.2 points on 42.2 percent (114-of-270) shooting and 7.2 assists, with 5.5 rebounds, and 1.8 steals.

## MISCELLANEOUS STATS

- From its bench, San Diego State is receiving 48.5 percent of its points (784-of-1,618).
- In the paint, SDSU gets 44.4 percent of its points (720-of-1,618).
- From beyond the arc, the Aztecs get 25.0 percent of their buckets (144-of-577).
- Off its opponent's turnovers, San Diego State scores 20.8 percent of its points (336-of-1,618).
- From their backcourt, the Aztecs get 62.1 percent of their offense (1,005-of-1,618).
- SDSU has been in the lead or tied for 72.0 percent (593:56-of-825) of its minutes this season.
- San Diego State has gotten assists on 55.3 percent (319-of-577) of its field goals this season.
- With at least one 10-0 scoring run in a game, the Aztecs are 11-2 this year & have won 36 of the last 39 when putting together a double-digit run in a game.

## BJ DAVIS...BETTER OFF THE BENCH

Through the games of January 28, junior guard **BJ Davis** has played in 63 career games and has averaged 8.1 points, 2.6 rebounds and 1.4 assists while shooting 42.0 percent from the field, 36.1 percent from the bonus distance and 82.5 percent from the line.

- As a freshman reserve, in 12 appearances, he averaged 1.2 points, 0.4 rebounds and 0.1 assists.
- Last season as a starter in all 31 games and in his first start this year against Colorado State, his totals are 9.0 points, 3.0 rebounds and 1.3 assists on 42.2 percent shooting from the floor, 35.8 percent from beyond the arc, and 78.9 percent from the charity stripe in 24.1 minutes per game.
- This season, in 19 games coming off the bench and an average of 21.6 minutes per game, he is averaging 11.0 points, with 3.3 rebounds and 2.3 assists on 44.1 percent shooting, including 42.3 percent from distance and 85.9 percent.

## KEYS TO VICTORY

- San Diego State is 14-1 this season when leading at the half. (SDSU is 244-29 (.894) in the last 273)
- San Diego State is 14-0 this season when leading with five minutes to play. (SDSU is 443-16 (.965) in the last 459)
- San Diego State is 6-2 this season when scoring first. (SDSU is 254-67 (.791) in the last 321)
- San Diego State is 11-2 this season when it outrebounds its opponent. (SDSU is 293-45 (.867) in the last 338)
- San Diego State is 9-1 this season when it attempts more free throws than its opponent. (SDSU is 273-35 (.886) in the last 308)
- San Diego State is 15-2 this season when it shoots a higher field goal percentage. (SDSU is 341-26 (.929) in the last 367)
- San Diego State is 7-2 this season when its opponent shoots 40% or lower. (SDSU is 357-54 (.869) in the last 411)
- San Diego State is 7-0 this season when it holds its opponent to under 60 points. (SDSU is 309-30 (.912) in the last 339)
- San Diego State is 12-2 this season when it forces more turnovers than it commits. (SDSU is 190-36 (.841) in the last 226)

## THEY JUST KEEP COMING

San Diego State has one of the elite benches in Division I basketball as evidenced by it scoring 59 of the team's 77 points in its victory over Utah Valley (12-3).

- Through the games of January 28, San Diego State is the No. 2 team in the nation averaging 39.2 bench points per game.
- San Diego State's 59 bench points vs. Utah Valley is its most against a Division I opponent since totaling 57 at Air Force (1-22-20) & the most for a Mountain West team, against a Division I opponent, since December 16, 2018, when New Mexico scored 60 against Central Arkansas.
- San Diego State's 76.6 percent (59-of-77) of bench points-to-total points against Utah Valley are its highest in a game since at least 1996-97... bettering its 58.2 percent (57-of-98) of its bench points-to-total points at Air Force (1-22-20).
- San Diego State's 76.6 percent of bench points-to-total points against Utah Valley is the ninth highest in a Division I game since at least the start of the 1996-97 season.
- Since the start of the 1996-97 season...
  - San Diego State has totaled at least 40 or more bench points 41 times.
  - San Diego State has totaled at least 50 or more bench points 8 times.
  - San Diego State has totaled at least 60 bench points twice: vs. St. Katherine's (12-27-13) & Whittier (12-22-25).
- The Boise State contest marked the ninth time this season that San Diego State totaled at least 40 bench points, and it was the eighth game in its last 15, and ninth in the last 17 games the team has totaled 40+ bench points.

## AZTEC COACHING STAFF

### HEAD COACH

#### BRIAN DUTCHER

- Ninth season as head coach (213-73, 115-39 MW)
- 27th year at San Diego State
- 1989 NCAA Champion
- 4 NCAA title game appearances
- 21 NCAA tournament appearances
- 16-time Mountain West champion
- 2020 *USA Today* National Coach of the Year
- 2020 & 2021 MW Coach of the Year (coaches & media)
- 2020 & 2021 NABC District 17 Coach of the Year
- 2020 USBWA District IX Coach of the Year

### ASSISTANT COACH

#### DAVE VELASQUEZ

- 24th season at SDSU / 13th as AC (317-111, 169-56 MW)
- Started as a student manager in 2002-03, then head manager, walk-on, scholarship athlete, director of player development and now AC

### ASSISTANT COACH

#### JAYDEE LUSTER

- 5th season with SDSU (117-42, 62-21 MW)
- 10th as a Division I AC / 5 at Pacific

### ASSISTANT COACH

#### RYAN BADRTALEI

- 2nd season with SDSU (36-15, 23-7 MW)
- 21st year as a Division I AC / 19 at UC Irvine.

## AZTEC COACHING RECORDS

### HIGHEST WINNING PERCENTAGE

Rk	Name	Games	W	L	Pct.
1.	Brian Dutcher (2018-present)	286	213	73	.745
2.	C.E. Peterson (1922-26)	100	70	30	.700
3.	Morris Gross (1929-42)	276	190	85	.690
4.	Steve Fisher (2000-17)	595	386	209	.649
5.	George Ziegenfuss (1949-69)	545	316	229	.580

### MOST VICTORIES

Rk	Name	Games	W	L	Pct.
1.	Steve Fisher (2000-17)	595	386	209	.649
2.	George Ziegenfuss (1949-69)	545	316	229	.580
3.	Brian Dutcher (2018-present)	286	213	73	.745
4.	Morris Gross (1929-42)	276	190	85	.690
5.	Smokey Gaines (1980-87)	229	112	117	.489

## STAY CONNECTED

- Athletics Website: [goaztecs.com](http://goaztecs.com)
- Twitter: @GoAztecs / @Aztec\_MBB
- Facebook: [facebook.com/goaztecs/](https://facebook.com/goaztecs/) / AztecMBB
- Instagram: @goaztecs / aztec\_mbb
- YouTube: [youtube.com/goaztecscom](http://youtube.com/goaztecscom)

## 2025-26 MW STANDINGS (through January 28)

	Conference			Overall		
	W	L	Pct.	W	L	Pct
San Diego State	9	1	.900	15	5	.750
Utah State (rv/rv)	8	2	.800	17	3	.850
New Mexico	8	2	.800	17	4	.810
Nevada	7	3	.700	15	6	.714
Grand Canyon	6	3	.667	13	7	.650
UNLV	5	4	.556	10	10	.500
Boise State	5	5	.500	13	8	.619
Fresno State	3	6	.333	9	11	.450
Colorado State	3	7	.300	12	9	.571
Wyoming	3	7	.300	12	9	.571
San Jose State	1	9	.100	6	15	.286
Air Force	0	9	.000	3	17	.150

## AZTECS VS. THE MOUNTAIN WEST

### vs. CURRENT MEMBERSHIP

Record: 466-332 (H: 269-96, A: 156-213, N: 41-23)

Streak: W2 (last: J.28.26 vs. Colorado State)

	Overall	Home	Away	Neu.	Strk
	W-L	W-L	W-L	W-L	
Air Force	68-24	37-6	26-17	6-1	W12
Boise State	21-14	12-4	5-8	4-2	W1
Colorado State	54-45	33-14	15-29	6-2	W1
Fresno State	75-56	43-20	28-33	3-3	W13
Grand Canyon	1-5	1-2	0-3	0-0	L2
Nevada	29-8	15-1	9-7	5-0	W2
New Mexico	47-52	31-14	13-32	3-6	W2
San Jose State	52-35	34-8	16-26	2-1	W16
UNLV	45-40	20-14	24-24	1-2	W1
Utah State	20-12	10-2	5-7	5-3	L2
Wyoming	54-41	33-11	15-27	6-3	W14
<b>TOTAL</b>	<b>466-332</b>	<b>269-96</b>	<b>156-213</b>	<b>41-23</b>	<b>W2</b>

## 2025-26 MW PREDICTED ORDER OF FINISH

Place	Team	Points (1st place votes)
1.	San Diego State	312 (26)
2.	Utah State	275
3.	Boise State	260
4.	Grand Canyon	224
5.	New Mexico	182
6.	UNLV	174
7.	Colorado State	164
	Nevada	164
9.	Wyoming	96
10.	San Jose State	85
11.	Fresno State	65
12.	Air Force	30

## CLASS OF THE MOUNTAIN WEST

The most men's basketball championships (regular-season & tournament) won by current Mountain West teams.

Rk.	Team	Titles
1.	San Diego State	16
2.	New Mexico	10
3.	Nevada	4
	UNLV	4
	Utah State	4
6.	Boise State	3
	Wyoming	3
8.	Colorado State	2
9.	Air Force	1
	Fresno State	1
11.	San Jose State	0
	Grand Canyon	0

## 1,000-POINT MILEPOST JUST UP THE ROAD

San Diego State has one player who is on the cusp of scoring 1,000-career points and another who recently did.

- **Jeremiah Oden** is 13 points from scoring 1,000 for his career (987 career points). If he scores at his 2025-26 season average (5.3 ppg) he would reach the milestone in three games.

## HOW WE WIN? ... DEFENSE

- At the end of the regular season last year, the Aztecs were No. 1 in block percentage, No. 6 in effective field goal percentage defense, No. 8 in 2-point percentage defense, No. 13 in adjusted defensive efficiency and No. 19 in 3-point percentage defense. With the 2025-26 season underway, San Diego State is continuing to trend as one of the nation's best in defense.
- San Diego State has won 127 of its last 136 games (127-9; 93.4 percent) when holding its opponent to less than 60 points.
- San Diego State is 122-11 (91.7 percent) the last 133 times it has outrebounded its opponent.
- San Diego State has won 224 of its last 260 games (224-36; 86.2 percent) when limiting opponents to 30.0 percent or less from 3-point range.
- In its last 480 games in which it has forced at least 10 turnovers, San Diego State has won 377 times (377-103; 78.5 percent).
- San Diego State is 108-29 (78.8 percent) in its last 137 games in which it has blocked at least three shots.
- San Diego State has won 39 of its last 46 games (39-7; 84.8 percent) when it limits its opponent to five or fewer offensive rebounds.
- San Diego State is 111-34 (76.6 percent) in its last 145 games in which it has at least five steals.
- In its last 10 games, San Diego State has held its opponents to 37.2 percent shooting (237-of-637) from the field, including 31.0 percent (919-of-319) from beyond the arc, with 91 steals (8.3/g), 46 blocks (4.2/g) and forced 161 turnovers (14.6/g).

## THE ELITE OF THE ELITE DEFENSE

Known for one of the staunchest defenses since former head coach Steve Fisher arrived on The Mesa prior to the 1999-00 season, current Aztecs' head coach Brian Dutcher has kept the stifling defense as the calling card of his program as well.

- San Diego State has ranked in the top 25 of KenPom's Adjusted Defensive Efficiency in each of the last five seasons: No. 10 in 2019-20, No. 21 in 2020-21, No. 2 in 2021-22, No. 4 in 2022-23, No. 11 in 2023-24 and No. 13 in 2024-25. So far in 2025-26 SDSU is ranked No. 20.
- San Diego State is one of three programs in the nation who have been in the top 25 in Kenpom's Adjusted Defensive Efficiency ranking in each of the last six campaigns. The other two are Houston and Kansas and all three are currently ranked within the top 25 in the category.

## STREAKS ON THE LINE FOR THE AZTECS ON SATURDAY

When the Aztecs play Utah State on Saturday here are the streaks that are on the line for San Diego State:

- 45-game win streak when holding its opponent to 30 percent or less shooting.
- 40-game win streak in contests in which SDSU has limited its opponent to fewer than 60 points.
- 32-game win streak when leading the five minutes to play.
- 29-game win streak when scoring between 90-99 points.
- 16-game win streak when shooting better than 50 percent.
- 9-game win streak when scoring between 71-79 points.
- 8-game win streak when attempting more free throws.
- 5-game win streak with scoring first.
- 4-game win streak in games played on Saturday.

## MOUNTAIN WEST CENTURY CLUB

With the Aztecs 63-61 win over Wyoming on February 1, 2025...

- **Brian Dutcher** became the fourth head coach in Mountain West history to reach the 100-victory plateau in league games.
- Dutcher (115 wins) joins Steve Fisher (168), Leon Rice (163) and Steve Alford (136) as the only head coaches with at least 100 Mountain West wins.
- Dutcher is the fastest coach in league history to reach 100 victories ... Dutcher - 135 games (100-35), Alford - 151 games (100-51), Rice - 173 games (100-73) and Fisher - 190 games (100-90).

## DROPPING DIMES

In its last 10 games San Diego State has gotten assists on 51.6 percent of its successful shot attempts (158-of-306).

- Against Air Force, the Aztecs had a season-high 27 assists on 31 field goals (87.1 percent). The only other time San Diego State has assisted on more than 80.0 percent of its made buckets since the start of the 1999-00 season, on a minimum of 25 assists, was on November 22, 2019, vs. LIU when it had 26 assists on 32 baskets (81.3 percent).
- SDSU's 27 dimes against Air Force are the most for an Aztecs team coached by Brian Dutcher since it recorded 30 against New Mexico on January 15, 2019. The most assists in a game for the Aztecs are 34 vs. Portland State (1/10/76).
- Since the start of the 1999-00 season, SDSU has recorded 71 games with at least 20 assists (SDSU is 66-5 in those contests).
- The Aztecs, who are averaging 16.0 assists per game, do not have one dominant player who is dropping dimes, instead it gets its assists from a variety of players: five Aztecs are averaging more than two assists per game and seven are averaging more than one a game.
- Through 20 games, the Aztecs have totaled 319 assists (16.0 assists/game) and at its current pace could finish the 31 games guaranteed this season with 496 assists. If SDSU can reach 500 assists, it would mark the fifth time in its Division I history that it reached the milestone and just the second time in the last 47 years (also: 2022-23 with 504 assists) and its 16.5 assists per game would rank No. 6 on the programs single season list.

## CONTINUITY AND CULTURE

One of the hallmarks of San Diego State men's basketball is continuity and culture...

- San Diego State head coach Brian Dutcher has been on the Aztec bench for the last 27 years.
- Dutcher, now in his ninth season leading the program, has compiled the best record (213-73, .745) among Mountain West programs since his ascension to the top job.
- Dutcher spent his first 18 years at SDSU working as Hall of Fame head coach Steve Fisher's top assistant. Coach Fisher compiled the best record in the Mountain West during his tenure (386-209, .649).
- Since the start of the NIL/Transfer Portal era (2021), San Diego State has lost just one undergraduate starter and in total five undergraduate players.
- San Diego State has returned 61.9 percent of its minutes from its 2024-25 NCAA Tournament team and, according to Bart Torvik, that is

the second highest percentage of returning minutes in the nation, among teams he ranks in the top 50 of T-Rank, and according to Kenpom, the Aztecs 54.4 percent of minutes continuity ranks No. 11 in the nation.

## SENDING THEM BACK FROM WHENCE THEY CAME

Blocking shots, the back line of the defense, are critical to San Diego State's defensive dominance and that continues this season.

- The Aztecs are No. 64 nationally, and No. 1 in the Mountain West, with 4.4 blocks per game.
- **Magoon Gwath** has played in 15 contests. The Euless, Texas native's 68 blocks last season led the Mountain West and ranked No. 17 nationally, and his blocks per game (2.62) again led the league and ranked No. 7 nationally.
- Gwath picked up right where he left off last year averaging 1.5 blocks on 22 rejections in 15 games to rank No. 3 in the conference and No. 11 nationally in blocks per game, among those who have played no more than 275 minutes in no more than 15 games. Overall, he ranks No. 4 in the MW in total blocks.
- **Miles Byrd**, who twice has totaled a career-best four blocks, is swatting 0.95 per game this year which ranks No. 6 in the Mountain West.
- **Pharaoh Compton** matched his career best with three blocks vs. Utah Valley and his 0.95 blocks per game ranks No. 6 in the Mountain West.

## IN DUTCH WE TRUST

Brian Dutcher is in his 27th season on The Mesa, 18 of them as the top man on San Diego State Hall of Fame Head Coach Steve Fisher's bench. In that time, he's experienced 598 victories, 16 Mountain West titles and helped the Aztecs to 19 postseason tournaments, including 14 NCAA appearances, four of Sweet 16 berths (2011, 2014, 2023 & 2024) and in 2023 guided the team past the Sweet 16, to the Elite 8, Final Four and national championship game.

- Since his ascension to the top job, prior to the 2017-18 season, he has captured six Mountain West crowns and guided his team to the championship game in the league tournament seven of his first eight years.
- In his inaugural campaign, in 2017-18, he was the only first-year Division I head coach to guide his team to the NCAA Tournament.
- He is the only head coach in program history to win at least 21 games in each of his first eight seasons and is averaging 24.8 wins per year.
- His 198 wins entering this season are a program record for victories in a coach's first eight campaigns.
- His 213 wins are No. 3 on the program's head coaching wins list.
- His 213 wins to date are 17 more than any head coach who started at his current institution at the start of the 2017-18 season.
- His 115 Mountain West wins rank No. 4 on the league's all-time win list.
- His .745-win percentage in Mountain West games is the highest in league history (min. 100 games).

## THERE'S NO PLACE LIKE HOME

San Diego State has advanced to the NCAA tournament 11 of the last 13 seasons in which a national championship has been crowned, and has an NIT national semifinal appearance during that span as well. One reason for the success is that Viejas Arena is a very tough place for opponents. Since the start of the 2005-06 campaign, San Diego State has the FIFTH-highest winning percentage in the country (.737; 518-185), and has amassed a 288-39 home record, winning 88.1 percent of its home games during that span, which also ranks FIFTH nationally. With the 2025-26 campaign heading into the home stretch, here are a few of the categories to keep an eye on:

- In its last 276 home games, San Diego State has compiled a 245-31 mark (88.8 percent), including a 134-16 record (89.3 percent) in its last 150 home games against non-conference competition.
- Since the start of the 2002-03 season, San Diego State has a 168-33 (83.6 percent) home record against conference opponents.
- Since the start of the 2012-13 campaign, the Aztecs are 190-26 (88.0 percent) at home, including a 82-11 (88.2 percent) record in non-conference home contests during that stretch and 79-8 (90.8 percent) against non-top 25 non-conference foes.
- SDSU is 107-14 (88.4 percent) in its last 121 MW home games and 111-12 (90.2 percent) in their last 123 non-conference home games.

## AZTEC BLOCK PARTY

With defense the calling card of San Diego State basketball, the Aztecs are dealing in the category of shot rejections.

- So far in 2025-26, San Diego State has blocked at least three shots in 17-of-20 contests and has recorded multiple blocks in all but one game played, averaging 4.4 blocks per game, which is No. 1 in the Mountain West and is No. 64 nationally.
- So far in 2025-26, the Aztecs had a game with 7 blocks, five with six, four with 5 blocks, five with 4 blocks, games each with two and three blocks.
- SDSU has recorded multiple blocks in 48-of-51 games in the last two years, and was shut out of a block just once.
- San Diego State ranked No. 8 in the nation in blocks per game per (5.5) last year and has swatted 88 (4.4/g) in the team's first 20 contests in 2025-26.
- In 31 games in 2024-25, 59.8 percent (101-of-169) of the Aztecs blocks came from its freshmen (**Pharaoh Compton, Taj DeGourville & Magoon Gwath**)
- **Magoon Gwath**, a redshirt freshman and despite not playing in five of the last six games last year, ranked No. 6 in the nation in blocks per game (2.62) and No. 17 in total blocked shots (68).

## MORE HOME COOKING

- In the last 112 home games, San Diego State is 101-11, with an average scoring margin of +16.9 points in those victories. In 75 of those 101 home wins (.743), the game was decided in the Aztecs' favor by at least nine points.
- San Diego State is 145-23 (.863) in its 168 home games since the start of the 2015-16 season.
- A 21-game non-conference home court win streak, the second longest in program history, trailing only a 27-game win streak which ran from November 22, 2008, to November 30, 2011, was snapped by Gonzaga, 80-67 on Nov. 18, 2024.
- The Aztecs are 68-8 (.895) in their 76 Mountain West Conference home games since January 24, 2018.
- San Diego State has never had an undefeated home season as a Division I program. The last time the Aztecs made it through the home portion of the schedule unscathed was 1966-67. That season, San Diego State went 16-0 at home en route to a 24-5 record. In the Division I era, SDSU has completed the home portion of its schedule with a single loss on 10 occasions (1977-78, 2009-10, 2010-11, 2012-13, 2013-14, 2014-15, 2019-20, 2021-22, 2022-23 and 2023-24).

## BEST OF THE BEST...OF THE BEST

Below is a look at the best records in the nation since the start of the 2009-10 campaign.

Rk.	Team	W	L	Pct.
1.	Gonzaga	499	87	.852
2.	Duke	477	117	.803
3.	Kansas	474	121	.797
4.	Saint Mary's	429	130	.767
5.	Kentucky	448	142	.759
6.	Arizona	435	142	.754
7.	<b>San Diego State</b>	<b>426</b>	<b>142</b>	<b>.750</b>
8.	Belmont	403	144	.737
9.	Villanova	413	159	.722
10.	Virginia	396	156	.717

## BEST HOME RECORDS

Below is a look at the best home records in the nation since the start of the 2009-10 campaign.

Rk.	Team	W	L	Pct.
1.	Kansas	259	18	.935
2.	Gonzaga	244	18	.931
3.	Duke	251	24	.913
4.	Kentucky	260	30	.897
5.	South Dakota State	201	24	.893
6.	<b>San Diego State</b>	<b>235</b>	<b>30</b>	<b>.887</b>
7.	Belmont	203	26	.886
8.	Arizona	247	33	.882
9.	Akron	228	32	.877
10.	Saint Mary's	255	36	.876

## BEST ROAD RECORDS

Below is a look at the best road records in the nation since the start of the 2009-10 campaign.

Rk.	Team	W	L	Pct.
1.	Gonzaga	132	29	.820
2.	Saint Mary's	120	46	.723
3.	Wichita State	118	66	.641
4.	Duke	104	62	.627
5.	Belmont	159	95	.626
6.	Vermont	159	96	.624
7.	VCU	117	71	.622
8.	<b>San Diego State</b>	<b>117</b>	<b>72</b>	<b>.619</b>
9.	Arizona	109	68	.616
10.	Kansas	108	68	.614

## BEST NEUTRAL SITE RECORDS

Below is a look at the best neutral site records (min. 110 games) in the nation since the start of the 2009-10 campaign.

Rk.	Team	W	L	Pct.
1.	Duke	122	31	.797
2.	Gonzaga	123	40	.755
3.	Kansas	107	35	.754
4.	Villanova	88	36	.710
5.	Connecticut	80	37	.684
6.	Florida	97	45	.683
7.	Kentucky	90	42	.682
8.	Michigan	84	42	.667
9.	Arizona	79	41	.658
10.	<b>San Diego State</b>	<b>74</b>	<b>40</b>	<b>.649</b>

## AP APPEARANCES (since 2010-11)

California schools ranked by total number of appearances.

Rk.	Team	No.
1.	<b>San Diego State</b>	<b>114</b>
2.	UCLA	97
3.	Saint Mary's	65
4.	Southern California	40
5.	California	11



## AZTECS IN THE TOP-100 IN THE NATION

### 2025-26 TEAM RANKINGS

Bench Points per Game (No. 2)	39.20
Field Goal Percentage Defense (No. 22)	.397
Three-Point Percentage (No. 24)	.379
Turnovers Forced per Game (No. 25)	15.1
Field Goal Percentage (No. 42)	.484
Winning Percentage (No. 44)	.750
Turnover Margin (No. 63)	+2.2
Scoring Margin (No. 65)	+10.0
Steals per Game (No. 67)	8.3
Free Throw Percentage (No. 75)	.751
Effective Field Goal Percentage (No. 82)	.544
Assists per Game (No. 83)	16.0
Scoring Offense (No. 89)	80.9

### 2025-26 PLAYER RANKINGS

#### Miles Byrd (Guard)

Steals (No. 31)	43
Steals per Game (No. 32)	2.2

#### BJ Davis (Guard)

Free Throw Percentage (No. 87)	.863
--------------------------------	------

#### Magoon Gwath (Forward)

Blocks per Game (No. 99)	1.47
--------------------------	------

## ELITE LEADER

Now in his ninth season, head coach Brian Dutcher has led the Aztecs to 213 wins, third most by any SDSU coach in the 105 seasons of basketball on The Mesa.

Since the start of the 2017-18 season, and through the games of January 28, only two first time head coaches who were hired that year, have amassed at least 190 victories:

1. Brian Dutcher, San Diego State (213)
2. Bob Richey, Furman (195)

## 2025-26 PLAYER HONORS

### Miles Byrd

Mountain West Preseason Player of the Year  
Preseason All-Mountain West

Julius Erving Small Forward of the Year Award Watch List

### BJ Davis

Mountain West Player of the Week (Jan. 5)

### Reese Dixon-Waters

Preseason All-Mountain West

### Magoon Gwath

Preseason All-Mountain West

Kareem Abdul-Jabbar Center of the Year Award Watch List

### Elzie Harrington

Mountain West Preseason Freshman of the Year

Purple - denotes Mountain West pre & in-season honors

Black - denotes other preseason awards

Red - denotes other in-season honors

Gold - denotes Mountain West postseason honors

## SERIES HISTORY VS. UTAH STATE

- This is the 33rd meeting between the schools, with San Diego State winning 20 of the last 29 and overall holding a 20-12 advantage in the all-time series.
- San Diego State owns a comfortable 10-2 lead in games played in Viejas Arena but in Logan, SDSU is 1-5 in its last six meetings on the Aggies home floor and 5-6 overall. On a neutral floor, SDSU leads 5-3, with the Aztecs, having won 2024's semifinal matchup and the 2021 & 2023 Mountain West Championship games, after losing the previous two to the Aggies (2019 & 2020 MW title game).
- SDSU has won the regular-season series (home-and-home) five times, it has been tied three, and the Aggies have won twice, in the 12 previous seasons in which both teams have been members of the Mountain West.
- Last year and 2020-21, are the only seasons in which San Diego State lost the series.
- The series began in 1962 with Utah State winning the first meeting 101-57, and then went on to win the next two matchups. Beginning with the fourth game of the series, in 2014, the Aztecs won 11 straight. During that 11-game span, San Diego State had an average winning margin of 13.2 points. The streak included a 73-39 victory in the quarterfinal game of the 2014 Mountain West Tournament. The 34-point win is SDSU's largest margin of victory in 56 MW tourney games. The Aggies had won three straight meetings prior to SDSU's 2021 Mountain West Tournament championship game. In 2021-22 each team held serve on its home floor, the Aztecs swept three games in 2022-23, and the Aggies have won three of the five meetings in the last two years.
- All-time series meetings against Utah State can be found in the column on page four.
- Career stats of current San Diego State student-athletes against the Aggies are located below.

Player	Record	GP	GS	Min.-Avg.	FG-A	Pct.	3FG-A	Pct.	FT-A	Pct.	OR	DR	TR	RPG	Asst.	TO	Blk.	Stl.	Pts.	PPG
DIXON-WATERS, R.	2-1	3	1	76-25.3	11-27	.407	2-11	.182	5-6	.833	4	6	10	3.3	4	2	1	1	29	9.7
DAVIS, BJ	0-2	2	2	47-23.5	6-15	.400	4-12	.333	2-2	1.000	0	8	8	4.0	5	1	3	0	18	9.0
DAVIS, L.	0-4	4	0	83-20.8	11-27	.407	3-15	.200	11-14	.786	2	13	15	3.8	8	1	3	0	36	9.0
COMPTON, P.	0-2	2	0	31-15.5	6-8	.750	0-0	.000	3-5	.600	0	4	4	2.0	1	1	0	1	15	7.5
DeGOURVILLE, T.	0-2	2	0	48-24.0	4-7	.571	3-6	.500	3-6	.500	2	3	5	2.0	3	1	3	0	17	7.0
ODEN, J.	2-3	5	4	138-27.6	12-33	.364	3-13	.231	6-11	.545	3	17	20	4.0	3	5	3	5	33	6.6
BYRD, M.	2-3	5	2	99-19.8	9-28	.321	4-18	.222	10-12	.833	3	11	14	2.8	7	7	4	1	32	6.4
HEIDE, M.	23	5	0	55-11.0	6-8	.750	0-0	.000	2-6	.333	7	8	15	3.0	1	2	3	1	14	2.8
GWATH, M.	0-2	2	2	29-14.5	2-8	.250	0-1	.000	0-0	.000	4	4	8	4.0	1	2	0	2	4	2.0

## LAST TIME VS. UTAH STATE

Utah State 79, San Diego State 71

February 22, 2025 | Dee Glen Smith Spectrum | Logan, Utah | Attn: 10,270

**LOGAN, Utah** - A combined 29 points by Nick Boyd and BJ Davis were not enough for San Diego State men's basketball to push past Utah State on Saturday night, and the Aztecs fell 79-71 to the Aggies in a hard-fought contest at the Dee Glen Smith Spectrum.

Despite multiple scoring runs that kept them within striking distance, the Aztecs (18-7, 11-5 Mountain West) could not overcome the Aggie offense, which shot 40.7 percent from three-point range.

Utah State (24-4, 14-3 Mountain West) moves within a half game of New Mexico at the top of the Mountain West standings.

Nick Boyd led the Aztecs with 15 points. It's the 17th time this season the senior has scored in double figures.

With a career-high four three-pointers, BJ Davis finished with 14 points and five rebounds.

Utah State's Akanno Dexter led all scorers with a career-high 26 points, 21 of which came from beyond the arc. Ian Martinez and Deyton Albury each added 18 for the Aggies.

Utah State jumped out to an early lead in what was a low-scoring first half. The Aztecs struggled to get their offense going after Magoon Gwath went down with a leg injury less than three minutes into the game. Pharaoh Compton was able to spark the offense with SDSU's first field goal at the 14:49 mark.

Six first-half threes from Utah State had the Aztecs behind 29-15 with four minutes to go, but after piecing together an 11-4 run, the Scarlet and Black entered the half down 33-26.

The Aztecs stayed hot out of the break, scoring the first eight points of the second half to quickly take a 34-33 lead, fueled by two three-pointers from Davis.

With the help of 14 second-half points from Dexter, the Aggies were able to regain the lead, which they held onto until the final five minutes. The Aztecs scored seven straight points to lead 69-65, but were unable to hold on. The Aggies closed out the game on a 14-2 run.

## ON TO A THIRD CENTURY OF WINS

- With the Aztecs' 73-57 victory over Idaho State, **Brian Dutcher** earned the 200th win of his career, all at San Diego State.
- Dutcher got to the 200-win milestone in 268 games (200-68), reaching the mark quicker than any head men's basketball coach in San Diego State history.
- Before Dutcher, the only head coaches who had earned at least 200 victories from the Aztec bench were San Diego State Hall of Fame inductees Steve Fisher and George Ziegenfuss, who picked up their 200th win in their 349th and 357th games, respectively.
- Dutcher, now with 213 victories, and his father Jim, who was a head coach at both Eastern Michigan and Minnesota for a combined 17 seasons and won 312 games and have 525 combined victories.
- Some of the top father/son combined win totals through the games of January 24 include: Homer, Scott and Bryce Drew (1,163), Eddie and Scott Sutton (1,134), Rick and Richard Pitino (1,036), Ray and Joey Meyer (955), John and John Thompson Jr. (942), Gene and Murray Bartow (829), Dick and Tony Bennett (750).

## DEFINITION OF A RIM PROTECTOR ... LOOK NO FURTHER THAN MAGOON GWATH

In sophomore forward **Magoon Gwath**, San Diego State has one of the nation's top rim protectors.

- Playing 15 games this season after sustaining a knee injury on February 22, Gwath has totaled 22 blocks, including a season-high four each against Oregon at the Players Era Festival & vs. No 1/2 Arizona at the Naismith Hall of Fame Series.
- With 68 blocks last year, Gwath is in seventh place on the program's single season blocks list, and with 90 total blocks for his career, he is No. 11 on the program's all-time blocks list.
- His 90 blocks through his first 41 games are a San Diego State record to start a career.
- Despite missing five games last season, Gwath ranked No. 6 in the nation in blocks per game (2.62) and No. 17 in blocked shots (68).
- Gwath was rated No. 4 in the nation in block percentage per Kenpom and ranked No. 1 in the Mountain West.
- Since the start of the 2024-25 season, his 90 blocks rank No. 18 among active players, but Gwath has played 7 FEWER games than any player ahead of him on the list and his 2.20 blocks per game rank No. 7 among active players with at least 41 games played.



- He has recorded multiple blocks in 25-of-41 (.610) career games and has at least one block in 34-of-41 games (.829).
- His 6 blocks against Boise State equal the most in a game in the Brian Dutcher era (since 2017-18), matching Nathan Mensah, who sent 6 back against Saint Mary's on December 22, 2020. Gwath also had 5 block games against No. 3 Gonzaga, Oregon, and No. 6 Houston.
- Against Occidental (11-12-24) Gwath became just the second Aztec to record at least 15 points, 4 blocks and 2 three-pointers in the same game since the 1999-00 season.
- Gwath passed Skylar Spencer's freshman program record (51 blocks in 34 games) in his 21st college contest.

## FILLING IT UP VS. OREGON

In San Diego State's 97-80 win over Oregon at the Players Era Festival, it shot 67.2 percent (39-of-58) from the floor...

- It was the second time since the start of the 1999-00 season, that the team was successful on at least 65.0 percent of its field goal attempts against a Division I opponent, bettered only by a 69.6 percent (48-of-69) night against Campbell on December 12, 2006, in a 119-82 victory.
- It marked the 19th time in the Aztecs' Mountain West era that the team shot at least 60.0 percent in a game against a Division I opponent. (SDSU is 19-0 in those contests)
- It was the 8th time, in that timeframe, that SDSU shot at least 60.0 percent in a non-conference game and the first since San Diego State sank 60.4 percent (29-of-48) of its shots against Wisconsin-Green Bay in a 79-70 win on November 20, 2010.
- The Aztecs are 13-0 against Mountain West teams, with six of those games coming on the road, when they shoot at least 59.0 percent and have reached or exceeded the shooting percentage three times against Air Force and Colorado State and twice against Wyoming.
- The Aztecs shot over 65.0 percent in each half; 69.0 percent (20-of-29) in the first half and 65.5 percent (19-of-29) in the second half.
- SDSU's first half shooting percentage (69.0 percent) is its best in a first half against a non-conference, Division I opponent since the start of the Mountain West era; topping its 62.5 percent (15-of-24) first half vs. Pittsburgh on November 25, 2014 in the semifinal game at the Maui Invitational.
- Its 65.5 percent shooting second half is its best against a non-conference, Division I opponent since it hit 65.4 percent (17-of-26) against Cal State Fullerton on November 7, 2022.
- Before its game against Oregon, San Diego State had never shot at least 65.0 percent in both halves of game since at least the start of the 1999-00 season.

## CALIFORNIA DREAMIN' FOR SDSU...CALIFORNIA NIGHTMARE FOR IN-STATE OPPONENTS

- Since the start of the Coach Dutcher/Fisher era (1999-2000), the Aztecs are 154-35 (.815) against the other 26 current Division I schools in California and overall have a winning record against all but four (UCLA, 7-16; Southern California, 3-11; Stanford, 2-4; Pepperdine, 18-36) of those 26 opponents.
- In program history against the 26 schools, the Aztecs are 488-326 (.600) overall.
- In the last 115 home games against those same 26 opponents, and starting in the 1999-00 season, San Diego State is 104-11 (.904).
- The Aztecs, who went 8-0 against its state brethren last year, will play, in the regular season, a California opponent just three times in 2025-26. They went 3-0 having defeated Long Beach State, 77-45 in the season opener, San Jose State, 81-68 on Dec. 30 and Fresno State 71-52 on January 10.

## MORE GOOD NOTES

- San Diego State's 76.6 percent of bench points-to-total points against Utah Valley is the ninth highest in a Division I game since at least the start of the 1996-97 season.
- Freshman **Elzie Harrington** earned his first start in his sixth game as an Aztec, which is the fewest games for a freshman to crack the starting line up since Jeremy Hemsley started each of the first 25 games of the 2015-16 season.
- Its game against Oregon at the Players Era Festival marked the second time since the start of the 1999-00 season, that the SDSU was successful on at least 65.0 percent of its field goal attempts against a Division I opponent, bettered only by a 69.6 percent (48-of-69) effort against Campbell on December 12, 2006, in a 119-82 victory. The Aztecs shot over 65.0 percent in each half; 69.0 percent (20-of-29) in the first half and 65.5 percent (19-of-29) in the second half.
- On December 30 at San Jose State, San Diego State's bench eclipsed 40 points for the seventh time in the last eight games and the eighth time in 10 games this season.
- San Diego State held San Jose State to just one field goal for the final 8:52 of its game on December 30.
- San Diego State held Arizona to 22 points under its season average of 90.0 per game.
- Arizona's 68 points scored are its fewest since it totaled 64 vs. Houston on March 15, 2025.
- San Diego State is just the second opponent, which is not a member of a power conference, to hold the Wildcats to 68 points or less in Tommy Lloyd's five seasons leading the Wildcats (also: Princeton on March 16, 2023).
- Against Air Force, **BJ Davis** scored in double-figures (19 points) for a seventh consecutive game, extending the longest streak of his career, with a career-high six assists in 26 minutes off the bench. He's averaging 16.3 points per game over the seven-game stretch, with shooting splits of 50.8 FG pct. (31-for-61), 54.2 3PGF pct. (13-for-24) and 94.7 FT pct. (36-for-38).
- The Aztec starting forwards of **Miles Heide** and **Magoon Gwath** combined for 24 points (10-for-14 FGs), 12 rebounds and 3 blocks in just under 43 minutes against Air Force. Including **Pharoah Compton**, those numbers improve to 35 points (15-for-19 FGs), 14 rebounds and 4 blocks in 60 minutes.
- In making his season debut and going 5-of-5 vs. Troy, **Magoon Gwath** became just the third Aztec since at least the 1996-97 season to record at least 20 points without missing a field goal (also Aerick Sanders vs. Eastern Washington on Dec. 20, 2003, and Billy White on Feb. 14, 2009, vs. Wyoming).
- Freshman **Tae Simmons** scored a career-high 15 points versus Utah Valley and matched a career best with seven rebounds. Simmons had 11 points and four rebounds combined over his previous five games (2.2 PPG, 0.8 RPG).
- **Pharoah Compton** had 12 points against Utah Valley after combining for 12 over his last three games, while logging a career-high 22 minutes, and matching career bests with three blocks and two steals.
- **BJ Davis** scored a career-high 21 points against Oregon, reaching double figures for the fourth time in the Aztecs five games at the Players Era Festival (14.6 ppg). He was 6-of-7 from the field, including 3-of-4 from distance and 6-of-7 from the line.
- **Reese Dixon-Waters** led the team in scoring versus Oregon, and his nine field goals are a career high and the most since Magoon Gwath had nine vs. San Jose State (1/28/25). His 69.2 percent shooting is the best an Aztec has shot on a minimum of 13 attempts since Nick Boyd went 10-of-14 (.714) vs. Boise State (2/15/25).
- **Pharoah Compton** scored a career-high 14 points on 7-of-7 shooting in just 11:04 of time on the floor against Idaho State. Compton is the second Aztec under Brian Dutcher to have a game with a perfect field goal percentage on a minimum of 7 attempts (also: Magoon

## AZTECS IN THE MOUNTAIN WEST (through January 28)

### TEAM RANKINGS

Scoring Offense (No. 3)	80.90/g
Scoring Defense (No. 6)	70.95/g
Scoring Margin (No. 3)	+9.95/g
Field Goal Percentage (No. 3)	.484
Field Goal Percentage Defense (No. 1)	.397
Three-Point Field Goals Made (No. 8)	7.20/g
Three-Point Field Goal Percentage (No. 3)	.379
Three-Point Field Goal Percentage Defense (No. 4)	.329
Free Throw Percentage (No. 6)	.751
Rebounding Offense (No. 5)	36.45/g
Rebounding Defense (No. 6)	33.35/g
Rebounding Margin (No. 6)	+3.10/g
Offensive Rebounds per Game (No. 8)	10.70/g
Defensive Rebounds per Game (No. 4)	25.75/g
Assists (No. 2)	15.95/g
Assist-to-Turnover Ratio (No. 5)	1.24:1
Turnover Margin (No. 4)	+2.20/g
Steals (No. 4)	8.30/g
Blocked Shots (No. 1)	4.40/g

### PLAYER RANKINGS

#### Miles Byrd (Guard)

Steals (No. 2)	2.15/g
Blocked Shots (No. 6)	0.95/g
Defensive Rebounds (No. 12)	3.75/g

#### Pharoah Compton (Forward)

Blocked Shots (No. 6)	0.95/g
-----------------------	--------

#### BJ Davis (Guard)

Free Throw Percentage (No. 3)	.863
Steals (No. 10)	1.30/g

#### Reese Dixon-Waters (Guard)

3-Point Field Goals (No. 13)	1.53/g
------------------------------	--------

#### Magoon Gwath (Forward)

Blocked Shots (No. 3)	1.47/g
-----------------------	--------

#### Miles Heide (Forward)

Offensive Rebounds (No. 6)	2.35/g
Rebounding (No. 17)	4.90/g

## BEST ACTIVE COACHING RECORDS (since 2017-18)

Below is a list of active head coaches with the top winning percentages since the start of the 2017-18 campaign, who have been at their current school since the start of that season.

Rk	TEAM	W	L	Pct.
1.	Mark Few (Gonzaga)	260	40	.867
2.	Kelvin Sampson (Houston)	261	46	.850
3.	Randy Bennett (Saint Mary's)	219	69	.760
4.	Bill Self (Kansas)	227	73	.757
5.	<b>Brian Dutcher (San Diego State)</b>	<b>213</b>	<b>73</b>	<b>.745</b>
5.	Matt Painter (Purdue)	223	77	.743
7.	John Becker (Vermont)	203	71	.741
8.	Ritchie McKay (Liberty)	216	76	.740
9.	Rick Barnes (Tennessee)	215	80	.729
10.	Tom Izzo (Michigan State)	212	84	.716

## 30-WIN SEASONS IN CALIFORNIA (since 2010-11)

California schools that have compiled 30 win seasons since the start of the 2010-11 campaign.

<b>San Diego State (4)</b>	<b>UCLA (2)</b>
34-3 (2010-11)	31-5 (2016-17)
31-5 (2013-14)	31-6 (2022-23)
30-2 (2019-20)	Saint Mary's (1)
32-7 (2022-23)	30-6 (2017-18)

## SEASON/CAREER HIGHS

### #0 • MAGOON GWATH

	Season	Career
Points	20 vs. Troy (11-18-25)	25 at *Fresno State (12-4-24)
Rebounds	7 vs. Troy (11-18-25)	13 at *Nevada (1-25-25)
Assists	1 - 3x; last: vs. Whittier (12-22-25)	3 at *Air Force (1-22-25)
Steals	2 - 2x; last: vs. Oregon (11-25-25)	2 - 4x; last: vs. Oregon (11-25-25)
Blocked Shots	4 - 2x; last: vs. Arizona (12-20-25)	6 vs. *Boise State (2-15-25)
Minutes	27:51 vs. Troy (11-18-25)	37:03 vs. *Wyoming (2-1-25)
20+ Scoring Gms	1 time (0-1)	3 times (2-1)
10+ Scoring Gms	6 times (5-1)	14 times (12-2)
10+ Reb. Gms		5 times (4-1)
Double Doubles		4 times (3-1)

### #3 • ELZIE HARRINGTON

	Season	Career
Points	20 vs. *Boise State (1-3-26)	20 vs. *Boise State (1-3-26)
Rebounds	4 vs. *Fresno State (1-10-26)	4 vs. *Fresno State (1-10-26)
Assists	6 vs. *Air Force (12-17-25)	6 vs. *Air Force (12-17-25)
Steals	3 at *Grand Canyon (1-21-26)	3 at *Grand Canyon (1-21-26)
Blocked Shots	1 - 2x; last: vs. *AFA (12-17-25)	1 - 2x; last: vs. *AFA (12-17-25)
Minutes	31:01 vs. *Boise St (1-3-26)	31:01 vs. *Boise St (1-3-26)
20+ Scoring Gms	1 time (1-0)	1 time (1-0)
10+ Scoring Gms	6 times (3-3)	6 times (3-3)

### #4 • SEAN NEWMAN JR. (^- at Louisiana Tech)

	Season	Career
Points	10 vs. Baylor (11-26-25)	27 vs. ^Liberty (1-11-25)
Rebounds	3 - 3x; last: vs. *Frst St (1-10-26)	7 vs. ^LSU-Alexandria (11-4-24)
Assists	6 vs. Baylor (11-26-25)	20 vs. ^Rust College (12-21-24)
Steals	2 - 2x; last: vs. UVU (12-3-25)	4 - 2x; last: vs. ^FIU (1-9-25)
Blocked Shots	1 vs. Long Beach State (11-4-25)	2 vs. ^LSU-Alexandria (11-4-24)
Minutes	23:18 vs. LBSU (11-4-25)	45:37 vs. ^Middle Tenn. (3-13-25)
10+ Scoring Gms	1 time (0-1)	25 times (16-9)
20+ Scoring Gms		4 times (4-0)
10+ Assist Gms		8 times (7-1)
Double Doubles		3 times (2-1)

### #5 • PHARAOH COMPTON

	Season	Career
Points	21 vs. Whittier (12-22-25)	21 vs. Whittier (12-22-25)
Rebounds	8 vs. Whittier (12-22-25)	8 vs. Whittier (12-22-25)
Assists	1 - 7x; last: vs. *GCU (1-21-26)	2 - 3x; last: vs. *Boise St. (3-13-25)
Steals	3 vs. *New Mexico (1-17-26)	3 vs. *New Mexico (1-17-26)
Blocked Shots	3 vs. Utah Valley (12-3-25)	3 - 2x; last: vs. UVU (12-3-25)
Minutes	22:59 vs. *Boise St (1-3-26)	22:59 vs. *Boise St (1-3-26)
20+ Scoring Gms	1 time (1-0)	1 time (1-0)
10+ Scoring Gms	8 times (8-0)	11 times (11-0)

### #8 • TAE SIMMONS

	Season	Career
Points	15 - 2x; last: vs. Whittier (12-22-25)	15 - 2x; last: vs. Whittier (12-22-25)
Rebounds	9 at *Grand Canyon (1-21-26)	9 at *Grand Canyon (1-21-26)
Assists	2 vs. Whittier (12-22-25)	2 vs. Whittier (12-22-25)
Steals	2 vs. Whittier (12-22-25)	2 vs. Whittier (12-22-25)
Blocked Shots	2 vs. Idaho State (11-9-25)	2 vs. Idaho State (11-9-25)
Minutes	20:28 at *GCU (1-21-26)	20:28 at *GCU (1-21-26)
10+ Scoring Gms	4 times (4-0)	4 times (4-0)

### #10 • BJ DAVIS

	Season	Career
Points	22 vs. *Boise St (1-3-26)	22 vs. *Boise St (1-3-26)
Rebounds	11 vs. *Boise St (1-3-26)	11 vs. *Boise St (1-3-26)
Assists	6 - 2x; last: vs. *Boise St (1-3-26)	6 - 2x; last: vs. *Boise St (1-3-26)
Steals	3 vs. LBSU (11-4-25)	5 - 2x; last: vs. Houston (11-30-24)
Blocked Shots	2 vs. Lamar (12-10-25)	2 vs. Lamar (12-10-25)
Minutes	40:32 vs. *Boise St (1-3-26)	40:32 vs. *Boise St (1-3-26)
20+ Scoring Gms	2 times (2-0)	2 times (2-0)
10+ Scoring Gms	11 times (7-4)	26 times (17-9)
10+ Reb Gms	1 time (1-0)	1 time (1-0)
Double Doubles	1 time (1-0)	1 time (1-0)

\* - Mountain West game; + - Mountain West Tournament game.

Gwath vs. Nevada on Jan. 25, 2025) and the sixth in the Brian Dutcher/Steve Fisher era.

- **Miles Byrd**, versus Idaho State, is the first Aztec since at least the start of the 1996-97 season to have a game with 6 assists and 6 steals against a Division I opponent.
- **With the team's win over Long Beach State in the season opener, San Diego State has won 19 straight season openers against unranked teams, a streak dating back to the 2005-06 season. SDSU's last loss to an unranked opponent on opening night came on November 19, 2004, in an 80-72 overtime defeat at the hands of UC Santa Barbara.**
- Overall, San Diego State has won 13 straight season openers and 20 of its last 21 to begin a campaign. The lone blemish during the stretch came at the start of the 2012-13 season when SDSU fell to No. 9/9 Syracuse on the USS Midway. Taking into account that the Syracuse game was played outdoors on the flight deck of the USS Midway, the Aztecs have come out victorious in its last 20 season openers played indoors.
- Junior guard **Miles Byrd** is one of two players nationally who have scored at least 13 points on 50.0 percent shooting with at least three 3-pointers, eight rebounds, 3 assists, an assist and a block in a game this year. Byrd compiled those stats in the Aztecs season opener against Long Beach State.
- San Diego State, one of the most dominant defensive teams in the nation, has ranked in the top 20 in Kenpom's Adjusted Defensive Efficiency in 10 of the last 15 years, in the top 10 in seven of the last 15 campaigns, and finished last season at No. 16 in that ranking.

## AZTECS UNANIMOUS PICK TO FINISH FIRST IN ITS FINAL MOUNTAIN WEST CAMPAIGN

San Diego State has won an unprecedented 16 Mountain West titles in men's basketball (nine regular season & seven tournament), and in a poll of media members who regularly cover the league, San Diego State was the unanimous selection to win the conference in its final year as a member.

- **San Diego State is just the third program since the inception of the Mountain West (1999-000) to be selected as the unanimous choice to win the league in its preseason poll (also: Utah in 1999-00 and Utah State in 2019-20).**
- It is the 11th time overall, including the fourth time in the last six seasons, the Aztecs have been predicted to win the league.
- In nine of the last 10 times SDSU was predicted to win the league, the team advanced to the postseason (seven NCAA and two NIT appearances).
- SDSU has been predicted to finish either first or second in the Mountain West preseason poll in 10 of the last 11 years.
- It is the 16th time in the 27 seasons the Mountain West has been in existence that San Diego State has been picked first or second in the preseason poll. Additionally, those 16 times have occurred in the last 21 years.

## SCHEDULING UP

San Diego State has never been afraid of playing anyone, anywhere, and it's borne out by the Kenpom rating of its non-conference schedule in the last five years.

- Nationally, San Diego State has played the No. 6 (2024-25), No. 11 (2023-24), No. 17 (2022-23), and currently No. 54 (2025-26) ranked non-conference schedule in each of the last four seasons.
- In the last six campaigns, the Aztecs' non-conference schedule has been ranked in the top 40 five times, with the outlier a No. 93 rated schedule in 2021-22.
- In 2025-26, the Aztecs played at the time No. 7/6 Michigan and both Oregon & Baylor, which were receiving votes in the AP and Coaches Poll, at the Players Era Festival in Las Vegas and No. 1/2 Arizona at the Naismith Hall of Fame Series in Phoenix.
- **In the last five-plus seasons, since the start of the 2020-21 campaign, San Diego State has played 16 games against top 25 competition and has an 7-9 record in those games, including a 63-60 overtime win against No. 6 Houston at the 2024 Players Era Festival.**
- Among all current Mountain West teams, the Aztecs have faced and defeated more non-conference top 25 teams since the start of the 2017-18 season (nine years) and the start of the 2009-10 season (16 years).
- **SDSU has played 17 (8-11 record) non-conference top 25 opponents since the start of 2017-18, while no other MW program has played more than eight games nor has won more than two games against top 25 non-conference teams since 2017-18.**
- **SDSU has played 39 (16-23 record) non-conference top 25 opponents since the start of 2009-10, while no other MW program has played more than 24 nor has won more than nine games against top 25 non-conference foes in that timeframe.**

## THE FUTURE IS NOW

Aztec freshmen are usually very well acquainted with the bench and limited minutes, but it doesn't appear that **Elzie Harrington** and **Tae Simmons** are going to keep that trend going.

### Harrington & Simmons

- **The pair each scored in double figures in the season opener, 13 and 10 points, respectively, becoming the first Aztecs freshmen to reach double digits in a season opener since Jeremy Hemsley to open the 2015-16 campaign.**
- Harrington earned his first start in the sixth game of his college career, becoming the first Aztec to earn a start that early in his true freshman season, since Jeremy Hemsley started the first 25 games of the 2015-16 season.
- **Harrington is one of three true freshman in the nation who is shooting at least 53.3 percent from the bonus distance on a minimum of 30 shot attempts.**
- Harrington led the team with six assists in the conference opener vs. Air Force.
- Among MW freshman who have attempted at least 117 shots, Harrington's 48.7 percent field goal shooting ranks No. 5 and is the only one of the five that stand less than 6-6 and he leads the league's freshmen with his 53.3 three-point percentage, among those that have attempted four or more shots from beyond the arc.
- Simmons is 1-of-6, 6-6 or shorter, true freshmen who has come off the bench against Division I opponents this year and grabbed at least seven rebounds in at least four games and the only one who has shot at least 67.0 percent from the field in those games.
- **Simmons leads Mountain West freshman at 68.6 percent shooting, on a minimum of 51 shot attempts.**
- Simmons is 1-of-4 true freshman in the MW to average at least 4.2 offensive rebounds and 6.4 defensive boards per 40 minutes played in at least 218 total minutes and he is the only one of the three that stands less than 6-9.

**PLAYER TIDBITS** *(through the games of January 28)*

Senior Guard **Reese Dixon-Waters**

**2025-26:** 11.5 points, 3.9 rebounds, 1.6 assists, 41.4 FG%, 35.4 3FG%, 85.7 FT%

**Career:** 8.0 points, 2.9 rebounds, 1.0 assists, 41.8 FG%, 34.8 3FG%, 84.7 FT%

**2025-26 - Preseason All-Mountain West**

**2023-24 - SoCal Showcase Most Valuable Player, Oscar Robertson Award National Player of the Week (1-3-25),**

**Mountain West Player of the Week (1-2-25), Preseason Mountain West Newcomer of the Year**

**2022-23 - Pac-12 Sixth Player of the Year**

- **Eclipsed 1,000-career points at UNLV and enters the Utah State game with 1,021 points for his college career.**
- When he shoots at least 40.0 percent, SDSU is 19-4.
- **Has knocked down multiple 3-pointers in 35 college games and his team is 28-7 when he does, including 18-4 as an Aztec.**
- Totaled a season-high w/ 22 points vs. Oregon (11-25-25).
- Has scored in double figures in 32 times in his Aztec career (SDSU is 24-8).
- Recorded his first collegiate double double with 11 points & 12 rebounds vs. UC Irvine (12-9-23).
- Each of Waters' 12 boards vs. UC Irvine came on the defensive glass and he joined Trey Kell (March 1, 2017, vs. Air Force) as the only Aztecs in the Dutcher/Fisher era to have a game of at least 12 rebounds without at least one coming on the offensive glass.
- **Attempted more free throws (43) without a miss to start the 2023-24 season than any player in the country.**
- A starter in 42-of-57 games as an Aztec, a career best & his current run of 19 starts in a row to start this season is his career-long.
- **With 24 points, including 10-of-10 from the line, vs. California (11-25-23), became the eighth Aztec to score at least 20 points in a game and be perfect from the line with a minimum of 10 free throw attempts in the Dutcher/Fisher era.**
- His 6 assists vs. Boise State (1-3-26) are a career best and when he records at least two assists in a game, his team is 26-9, including 16-6 in his Aztec career.

Junior Guard **Miles Byrd**

**2025-26:** 11.0 points, 4.2 rebounds, 2.8 assists, 43.1 FG%, 34.1 3FG%, 80.4 FT%

**Career:** 8.4 points, 3.4 rebounds, 2.0 assists, 39.8 FG%, 31.3 3FG%, 82.2 FT%

**2025-26 - Preseason Mountain West Player of the Year, Preseason All-Mountain West**

**2025-26 - Julius Erving Award Preseason Watch List**

**2024-25 - Second-Team All-Mountain West, Mountain West All-Defensive Team, MW Player of the Week (12-2-24)**

**2024-25 - NABC Second-Team All-Pacific Division, Julius Erving Award Final 10, Players Era All-Tournament Member**

- **Recorded his second career game of at least 20 points, 8 rebounds, 4 blocks, 3 assists and 3 steals (also Nov. 6, 2024 vs. UC San Diego (New Mexico's head coach Eric Olen was UCSD's head coach in that game)). No other Aztec since at least the 1996-97 season has a game with those numbers.**
- In his career, in games in which he has at least one 3-pointer, SDSU is 41-15, and when he hits two or more, the Aztecs are 21-7.
- When he blocks at least one shot, the Aztecs are 31-11, and when he has at least two steals, the team is 24-10.
- When he dishes out multiple assists, the Aztecs have a 36-13 record and are 42-13 when he has one or fewer turnovers in a game.
- **San Diego State is 35-6 in games in which he hits at least 40.0 percent of his shots from the field.**
- **Made a halfcourt shot at the buzzer in regulation to tie the game against Troy at 89-89 and force overtime. It was SDSU's first halfcourt buzzer at the end of regulation to tie or win a game since Brandon Heath made one in an 87-84 victory over Murray State on Nov. 10, 2006.**
- **Is one of three players in the Mountain West this season with a game of a league-leading six steals.**
- With six assists and six steals against Idaho State, he became the first Aztec since at least the 1996-97 season to have those stats in a game against a Division I opponent and is the eighth player in Mountain West history to compile them in a contest.
- **The only player in the nation who shot a minimum of .381 from the field, .301 from distance, .83.2 from the line with at least 82 assists, 64 steals and 32 blocks in 2024-25.**
- Received a medical redshirt for his freshman campaign (2022-23) in which he appeared in four games.
- At UNLV (3-4-25), he became the first player in Mountain West history, and third player in the nation since at least the start of the 1996-97 season, with 15 points (including multiple 3-pointers), 10 rebounds, six assists, four steals and three blocks in a game.
- **Scored 25 points, including five 3-pointers, with seven steals and six rebounds against Colorado State (Jan. 14, 2025). He is the first player in Mountain West history and one of three in the nation in the last 16 years to have a game with those minimums.**
- **Became just the second player in NCAA Division I basketball over the last 10 seasons (since 2014-15), and the first Aztec since at least 1996-97, to record at least 20 points, 8 rebounds, 5 steals and 4 blocks in the same game (vs. UC San Diego, 11-6-24). Only two other Aztecs have had a similar stat line of at least 20 points, 8 rebounds, 3 steals and 3 blocks over that time frame (Jamaal Franklin, twice and Randy Holcomb once).**
- **Set a career-high four blocked shots and matched a career-high with a team-leading six assists vs. New Mexico (2-16-24), becoming the first Aztec to achieve both in a game since at least 1996-97.**

Junior Guard **BJ Davis**

**2025-26:** 10.9 points, 3.3 rebounds, 2.4 assists, 43.7 FG%, 41.8 3FG%, 86.3 FT%

**Career:** 8.1 points, 2.6 rebounds, 1.4 assists, 42.0 FG%, 36.1 3FG%, 82.5 FT%

**2025-26 - Mountain West Player of the Week (Jan. 5)**

- **Recorded career-highs with 22 points and 11 rebounds in his first career double double against Boise State (1-3-26)**
- **No. 3 in the Mountain West in free throw percentage& No. 87 nationally.**
- **The 1-of-3 players in the Mountain West with multiple games of 100.0 percent free throw shooting (min. 8 attempts).**
- **Point per game progression: Freshman: 1.2 ppg; Sophomore: 9.0 ppg; Junior: 10.9 ppg**
- Averaged 4.5 points, on 27.3 percent shooting, and 2.5 rebounds in the first two games vs. in the last 17 games ... 11.4 points, on 46.9 percent shooting, including 41.3 percent from the bonus distance and 84.6 percent from the line with 3.5 rebounds and 2.6 assists.
- San Diego State's best on-ball defender.
- Has shot at least 40.0 percent in 29 games (SDSU is 21-8), including 10 games in 2025-26 (SDSU is 8-2).
- His 48 steals in 2024-25 were No. 2 on the team & No. 7 in the Mountain West & 9 thefts are ranked No. 2 on the team in 2025-26.
- Has hit multiple 3-pointers in 20-career games and when he connects from long distance at least once in a game, the Aztecs are 24-8.

**SEASON/CAREER HIGHS**

**#21 • MILES BYRD**

	Season	Career
Points	24 vs. Troy (11-18-25)	25 vs. *Colorado State (1-14-25)
Rebounds	8 - 3x; last: at *GCU (1-21-26)	11 at *Fresno State (12-4-24)
Assists	6 - 2x; last: vs. *FS (1-10-26)	9 at *Nevada (1-25-25)
Steals	6 vs. Idaho State (11-9-25)	7 vs. *Colorado State (1-14-25)
Blocked Shots	4 vs. *New Mexico (1-17-26)	4 - 3x; last: vs. UNM (1-17-26)
Minutes	39:13 vs. *Boise State (1-3-26)	39:13 vs. Boise State (1-3-26)
20+ Scoring Gms	2 times (1-1)	6 times (4-2)
10+ Scoring Gms	12 times (10-2)	33 times (24-9)
10+ Reb. Gms		2 times (1-1)
Double Doubles		1 time (0-1)

**#24 • TAJ DEGOURVILLE**

	Season	Career
Points	11 vs. New Mexico (1-17-26)	14 - 2x; last: at *Nevada (1-25-25)
Rebounds	6 - 2x; last: at *Nevada (1-6-26)	7 - 2x; last: at *Air Force (1-22-25)
Assists	9 vs. Whittier (12-22-25)	9 vs. Whittier (12-22-25)
Steals	2 - 4x; last: vs. *CSU (1-28-26)	3 - 2x; last: vs. *USU (12-28-24)
Blocked Shots	1 - 2x; last: at *GCU (1-21-26)	2 - 2x; last: vs. *UNLV (1-18-25)
Minutes	28:33 vs. Troy (11-18-25)	28:33 vs. Troy (11-18-25)
10+ Scoring Gms	4 times (4-0)	9 times (9-0)

**#25 • JEREMIAH ODEN** *(^ - at Wyoming; # - at DePaul)*

	Season	Career
Points	13 vs. Idaho State (11-9-25)	28 vs. ^**Nevada (2-27-23)
Rebounds	7 vs. Baylor (11-26-25)	11 vs. ^Texas Southern (11-30-20)
Assists	2 vs. Air Force (12-17-25)	5 vs. *Chicago State (12-30-23)
Steals	2 vs. Air Force (12-17-25)	3 at ^*New Mexico (2-24-23)
Blocked Shots	1 - 3x; last: vs. *FS (1-10-26)	3 - 2x; last: vs. ^Denver (12-2-21)
Minutes	28:38 vs. *Boise St (1-3-26)	42 at ^Washington (11-18-21)
10+ Scoring Gms	3 times (2-1)	45 times (21-24)
20+ Scoring Gms		3 times (2-1)
10+ Reb. Gms		3 times (2-1)
Double Doubles		3 times (2-1)

**#33 • THOKBOR MAJAK**

	Season	Career
Points	9 vs. Whittier (12-22-25)	9 vs. Whittier (12-22-25)
Rebounds	5 vs. Whittier (12-22-25)	5 vs. Whittier (12-22-25)
Assists		
Steals		
Blocked Shots	1 vs. Idaho State (11-9-25)	1 vs. Idaho State (11-9-25)
Minutes	9:43 vs. Whittier (12-22-25)	9:43 vs. Whittier (12-22-25)
10+ Scoring Games		

**#39 • REESE DIXON-WATERS** *(^ - at Southern California)*

	Season	Career
Points	22 vs. Oregon (11-25-25)	24 vs. California (11-25-23)
Rebounds	9 - 2x; last: vs. *UNM (1-17-26)	12 vs. UC Irvine (12-9-23)
Assists	6 vs. *Boise State (1-3-26)	6 vs. *Boise State (1-3-26)
Steals	4 vs. *New Mexico (1-17-26)	4 vs. *New Mexico (1-17-26)
Blocked Shots	1 - 3x; last: at *Nevada (1-6-26)	2 - 5x; last: at BYU (11-10-23)
Minutes	44:51 vs. *Boise State (1-3-26)	44:51 vs. *Boise State (1-3-26)
20+ Scoring Gms	1 time (1-0)	4 times (4-0)
10+ Scoring Gms	14 times (11-3)	48 times (35-13)
10+ Reb. Gms		1 time (1-0)
Double Doubles		1 time (1-0)

**#40 • MILES HEIDE**

	Season	Career
Points	12 - 2x; last: vs. Whittier (12-22-25)	14 vs. *Nevada (3-8-25)
Rebounds	9 vs. Troy (11-18-25)	9 - 3x; last: vs. Troy (11-18-25)
Assists	5 vs. Michigan (11-24-25)	5 vs. Michigan (11-24-25)
Steals	2 - 2x; last: vs. *BSU (1-3-26)	3 vs. LBSU (11-14-23)
Blocked Shots	2 at *Nevada (1-6-26)	3 vs. UC Irvine (12-9-23)
Minutes	31:55 vs. *Boise State (1-3-26)	31:55 vs. *Boise State (1-3-26)
10+ Scoring Gms	4 times (4-0)	8 times (7-1)

\* - Mountain West game; + - Mountain West Tournament game.



## SDSU AS A NATIONALLY-RANKED TEAM

Date*	AP	Pts.	CO	Rcld.	Wks.
<b>2010-11 season - 19 weeks   Highest Rank: 4   Final Rank: 6</b>					
Oct. 28, 2010	25	158	--	0-0	PS 1
Nov. 15, 2010	25	162	--	1-0	2
Nov. 22, 2010	18	567	22	4-0	3
Nov. 29, 2010	17	594	19	6-0	4
Dec. 6, 2010	14	759	15	8-0	5
Dec. 13, 2010	11	914	10	10-0	6
Dec. 20, 2010	7	1,134	7	12-0	7
Dec. 27, 2010	7	1,157	7	14-0	8
Jan. 3, 2011	6	1,198	6	15-0	9
Jan. 10, 2011	6	1,249	6	17-0	10
Jan. 17, 2011	6	1,294	6	19-0	11
Jan. 24, 2011	4	1,386	4	20-0	12
Jan. 31, 2011	7	1,218	7	21-1	13
Feb. 7, 2011	6	1,259	6	23-1	14
Feb. 14, 2011	6	1,256	6	25-1	15
Feb. 21, 2011	6	1,327	4	27-1	16
Feb. 28, 2011	9	1,151	9	27-2	17
Mar. 7, 2011	7	1,197	6	29-2	18
Mar. 14, 2011	6	1,322	5	32-2	F 19

### 2011-12 season - 12 weeks | Highest Rank: 13 | Final Rank: 22

Dec. 26, 2011	25	119	--	11-2	1
Jan. 2, 2012	24	196	25	12-2	2
Jan. 9, 2012	22	313	22	13-2	3
Jan. 16, 2012	16	621	16	15-2	4
Jan. 23, 2012	13	832	12	17-2	5
Jan. 30, 2012	17	566	17	18-3	6
Feb. 6, 2012	13	728	14	20-3	7
Feb. 13, 2012	13	688	15	20-4	8
Feb. 20, 2012	24	176	25	20-6	9
Feb. 27, 2012	21	304	23	22-6	10
Mar. 5, 2012	18	441	21	24-6	11
Mar. 12, 2012	22	223	23	26-7	F 12

### 2012-13 season - 12 weeks | Highest Rank: 15

Oct. 26, 2012	20	463	20	0-0	PS 13
Nov. 12, 2012	25	128	23	0-1	14
Nov. 19, 2012	25	98	25	2-1	15
Nov. 26, 2012	23	182	21	4-1	16
Dec. 3, 2012	17	410	15	5-1	17
Dec. 10, 2012	18	491	15	7-1	18
Dec. 17, 2012	18	493	15	8-1	19
Dec. 24, 2012	17	557	16	11-1	20
Dec. 31, 2012	19	437	17	11-2	21
Jan. 7, 2013	16	591	15	12-2	22
Jan. 14, 2013	15	704	14	14-2	23
Jan. 28, 2013	22	302	20	16-4	1

### 2013-14 season - 16 weeks | Highest Rank: 5 | Final Rank: 13

Dec. 2, 2013	24	150	--	5-1	1
Dec. 9, 2013	25	159	24	7-1	2
Dec. 16, 2013	24	176	23	7-1	3
Dec. 23, 2013	20	378	20	9-1	4
Dec. 30, 2013	21	371	19	10-1	5
Jan. 6, 2014	13	823	15	12-1	6
Jan. 13, 2014	10	1,020	11	14-1	7
Jan. 20, 2014	7	1,211	7	16-1	8
Jan. 27, 2014	5	1,337	5	18-1	9
Feb. 3, 2014	5	1,370	5	19-1	10
Feb. 10, 2014	5	1,373	5	21-1	11
Feb. 17, 2014	6	1,232	7	22-2	12
Feb. 24, 2014	13	886	13	23-3	13
Mar. 3, 2014	10	995	10	25-3	14
Mar. 10, 2014	8	1,143	7	27-3	15
Mar. 17, 2014	13	890	11	29-4	F 16

\* - indicates date of poll. PS - preseason ranking. F - final ranking.

Continued in the column on the next page.

### Sophomore Forward **Magoon Gwath**

**2025-26:** 9.2 points, 4.3 rebounds, 0.3 assists, 1.5 blocks, 57.0 FG%, 57.9 3FG%, 63.6 FT%

**Career:** 8.8 points, 4.9 rebounds, 0.6 assists, 2.2 blocks, 52.9 FG%, 43.8 3FG%, 63.2 FT%

### 2025-26 - Preseason All-Mountain West

### 2025-26 - Kareem Abdul-Jabbar Award Preseason Watch List

**2024-25 - Mountain West Freshman of the Year, Mountain West Defensive Player of the Year, Honorable Mention All-Mountain West, Mountain West All-Defensive Team, 3-time Mountain West Freshman of the Week (1-27-25, 2-2-25, 2-17-25)**

- No. 4 in the Mountain West in blocks per game (1.5).
- 1-of-3 Aztecs who have posted a perfect field goal percentage game (min. 5 FGA) in the Mountain West this year. He was 5-of-5 vs. Troy (11-18-25).
- Enters the Utah State game No. 11 on the program's career blocks list (90).
- SDSU is 24-10 when he blocks a shot & 18-7 when he swats two or more.
- When he knocks down at least one 3-pointer, the team is 15-3, and when he hits two or more, it's 7-1.
- Has shot 50.0-plus percent from the field 20 times and SDSU is 16-4 in those contests and is 22-4 when he shoots at least 40.0 percent.
- The only player in the nation who, in no more than 15 games, has at least 22 blocks while shooting at least .579 from the bonus distance (min. 19 attempts).
- Top freshman shot blocker in program history (68), which ranked No. 7 on SDSU's single-season list, & No. 14 on its career list. His six swats versus Boise State (2-15-25) are the second most by an Aztec freshman and the most since Leonard Allen set the class record by sending seven back against Cal State LA (12-8-81).
- Against Troy, became just the third Aztec since at least the 1996-97 season to record at least 20 points without missing a field goal (also Aerick Sanders vs. Eastern Washington on Dec. 20, 2003 and Billy White on Feb. 14, 2009 vs. Wyoming) add in his 3-point attempts and he is the only one on the list.
- Since the start of the 2024-25 season, his 2.25 blocks per game rank No. 6 among active players with no more than 40 games played and his 90 blocks rank No. 18 among active players, but Gwath has played 7 FEWER games than any player ahead of him on the list.
- He has recorded multiple blocks in 25-of-41 career games and has at least one block in 34-of-41 games.
- The only player in the nation, in 2024-25, who stood at least 7-0 and blocked at least 68 shots while shooting at least 37.8 percent from beyond the arc.
- His 13 rebounds at Nevada (1-25-25) are the most by an Aztec freshman since Jalen McDaniels grabbed as many against Air Force (2-3-18).
- Gwath was 7-of-7 from the field, including 1-of-1 from beyond the arc, for game-high 15 points and career and game-high 13 rebounds at Nevada (1-25-25). He is the first Aztec since the 1997-98 season to record a double-double shooting 1.000 percent from the floor since Roy Kruiswyk was (6-of-6) in a 13 pt/10 reb double-double against SMU on Jan. 15, 1998.
- In 2024-25, his 68 blocks represented 40.2 percent of the team's total of 169 for the season.
- Gwath is the 12th player in Mountain West history to have a double-double with a perfect shooting night, minimum of 7 field goal attempts, but if you include his successful 3-pointer, he is the only player in league history to accomplish the feat.
- Despite not playing five of the last six games last year, his 68 blocks were 28 more than the next closest freshman in the Mountain West.
- Despite not playing five of the last six games last year, his 68 blocks were still greater than or equal to the TEAM total of 27 Division I programs this season. If he had played each of the team's 31 games and continued to block shots at 2.62 per game, he would have finished with 81 blocks which would have been more than 53 Division I teams.
- His 6 blocks vs. Boise State (2-15-25) are one off the program's single game mark (7), set by Leonard Allen (vs. Cal State Los Angeles, 12/8/81, the SDSU freshman record), Marty Down (vs. U.S. International, 2-27-91) & Skylar Spencer (vs. West Virginia, 11-27-15).

### Sophomore Forward **Pharaoh Compton**

**2025-26:** 8.5 points, 3.1 rebounds, 0.4 assists, 1.0 blocks, 76.1 FG%, 62.5 FT%

**Career:** 6.6 points, 2.7 rebounds, 0.4 assists, 0.7 blocks, 69.8 FG%, 50.0 FT%

### 2024-25 - 2-time Mountain West Freshman of the Week (12-2-24 & 12-8-24)

- One of three players in the Mountain West with multiple perfect shooting games, minimum 5 attempts (also: SDSU's Miles Heide & Air Force's Caleb Walker)
- Set career-bests in points (21) and rebounds (8) vs. Whittier.
- Was the only true freshman in the nation last year, no taller than 6-7, who shot at least 63.9 percent from the field on a minimum of 97 shot attempts.
- 1-of-3 players in the Mountain West who has had a perfect shooting night on a minimum of 7 FGAs (7-of-7 vs. Idaho State, 11-9-25).
- 71-of-139 career field goals (51.2 percent) have been dunks, including 37-of-70 (52.9 percent) this season.
- 1-of-2 players in the nation who, on a minimum of 92 shot attempts, is shooting at least 76.1 percent.
- Powerful forward, who stands 6-7 and has a 7-3+ wingspan.
- Above average finisher at the rim, who has scored the majority of his points from within 10 feet but is expanding his range.
- Scored a then career-high 14 points vs. Idaho State (11-9) on 7-of-7 shooting from the field becoming the second Aztec under Brian Dutcher to have a game with a perfect field goal percentage on a minimum of 7 attempts (also: Magoon Gwath vs. Nevada on Jan. 25, 2025) and the sixth in the Brian Dutcher/Steve Fisher era (the start of the 1999-00 campaign).
- The top-rated recruit in the state of Nevada in 2023-24 and the Aztecs first top 100 signee (No. 80) since 2005.

### Freshman Guard **Elzie Harrington**

**2025-26:** 8.7 points, 1.7 rebounds, 2.2 assists, 48.7 FG%, 53.3 3FG%, 81.3 FT%

- Along with Toe Simmons is the first Aztec freshmen, who in the season opener, scored in double figures since Jeremy Hemsley did against Illinois State on November 13, 2015.
- On a minimum of two attempts, is the only player in the MW with at least three games of perfect 3-point shooting. (3-of-3 vs. Baylor & 2-of-2 vs. Oregon and Long Beach State)
- When he dishes out at least four assists, the team is 5-0 and when he make at least one 3-pointer, it is 8-3.
- If he commits one or fewer turnovers, SDSU is 6-2
- Earned his first start in the sixth game of his college career, becoming the first Aztec to earn a start that early in his true freshman season, since Jeremy Hemsley started the first 25 games of the 2015-16 season.
- 1-of-3 true freshman in the nation who is shooting at least 53.3 percent from the bonus distance on a minimum of 30 attempts.
- Led the team with six assists vs. Air Force, a career-best.
- Among MW freshman who have attempted at least 117 shots, Harrington's 48.7 percent field goal shooting ranks No. 5 and is the only

one of the five that stand less than 6-6 and he leads the league's freshmen with his 53.3 three-point percentage, among those that have attempted four or more shots from beyond the arc.

#### Sophomore Guard **Taj DeGourville**

**2025-26:** 5.9 points, 2.7 rebounds, 2.4 assists, 40.0 FG%, 41.2 3FG%, 75.0 FT%

**Career:** 5.4 points, 2.8 rebounds, 2.0 assists, 38.0 FG%, 34.0 3FG%, 73.1 FT%

**2024-25 - 2-time Mountain West Freshman of the Week (11-18-24 & 1-6-25)**

- **Last 4 games: 10.3 ppg (51.9 FG%, 55.6 3FG%, 72.7 FT%), 3.0 rebs, 2.0 assists**
- Versatile guard who stands 6-5 but has a 7-0+ wingspan.
- Set a career-high with 9 assists vs. Whittier.
- **No. 3 on the team with 2.4 assists per game.**
- Earned starting assignments in the first five games of the 2025-26 campaign.
- An above average distributor, who can attack the basket, hit the midrange shot and is working on his shot from beyond the arc.
- **The only true freshman in the country last season with at least 14 points, 6 rebounds, 5 assists and 0 turnovers in a game (vs. Occidental, 11/12/24).**
- Has led the team in assists four times this season and eight times in his career.
- Last season, among MW freshmen, was No. 8 in scoring, No. 6 field goals (54) & rebounds (90).

#### Junior Forward **Miles Heide**

**2025-26:** 5.6 points, 4.9 rebounds, 1.1 assists, 57.8 FG%, 16.7 3FG%, 46.7 FT%

**Career:** 3.5 points, 3.3 rebounds, 0.5 assists, 64.9 FG%, 20.0 3FG%, 38.5 FT%

- **One of three players in the Mountain West with multiple perfect shooting games, minimum 5 attempts (also: SDSU's Pharaoh Compton & Air Force's Caleb Walker)**
- **In his last 25 games, including 23 starts, is shooting 66.6 percent and averaging 5.9 points with 4.6 rebounds and 1.0 assists.**
- Averaging 4.7 offensive rebounds per 40 minutes played, which leads the team, ranks No. 2 in the Mountain West among players who have been on court for at least 397 minutes.
- Has been successful on 82 of his last 126 field goal attempts (65.1 percent).
- 139-of-290 career boards (47.9 percent) have been on the offensive glass.
- **Last season ranked No. 1 on the team with 4.0 offensive rebounds per 40 minutes & 1-of-3 players in the nation that grabbed 4.0 offensive boards per 40 minutes in no more than 500 minutes in 2024-25.**

#### Senior Forward **Jeremiah Oden**

**2025-26:** 5.0 points, 2.9 rebounds, 0.5 assists, 40.7 FG%, 27.5 3FG%, 74.2 FT%

**Career:** 7.1 points, 3.5 rebounds, 0.6 assists, 42.4 FG%, 30.9 3FG%, 75.2 FT%

- **Enters the Utah State game 13 points from 1,000 for his career.**
- Spent 2020-21 to 2022-23 (three seasons) at Wyoming, 2023-24 at DePaul and 2024-25 at Charlotte.
- Did not compete at Charlotte during the 2024-25 season due to a foot injury.
- **Played for the first time in 601 days when he started vs. Long Beach State (from November 22, 2025 to March 13, 2024).**
- **In 60 MW games, averaging 6.8 pts on 42.8 percent, with 3.3 rebounds, 0.5 assists.**
- Has shot 50.0 percent or better in 10-of-20 games this year.
- A classic Aztec wing who can run the floor, play tough defense and score from three levels (a career 42.4 percent shooter).
- Three double-digit scoring games for SDSU: vs. Idaho State (13 pts), vs. Troy (11) & vs. Whittier (14).
- Among teams he has competed against more than two times, his 13.0 point and 2.4 rebound average against the Aztecs are a career best.

#### Freshman Forward **Tae Simmons**

**2025-26:** 4.8 points, 3.0 rebounds, 0.2 assists, 68.6 FG%, 40.0 3FG%, 69.0 FT%

- **Along with Elzie Harrington is the first Aztec freshmen, who in the season opener, scored in double figures since Jeremy Hemsley did against Illinois State on November 13, 2015.**
- **Simmons leads Mountain West freshman at 68.6 percent shooting, on a minimum of 51 shot attempts.**
- Simmons is 1-of-3 true freshman in the MW to average at least 4.0 offensive rebounds and 6.4 defensive boards per 40 minutes played in at least 218 total minutes and he is the only one of the three that stands less than 6-9.
- **Matched a career-high 15 points & for the third time this season vs. Whittier & set a new career-high with 9 rebounds at Grand Canyon.**

#### Senior Guard **Sean Newman Jr.**

**2025-26:** 2.9 points, 1.1 rebounds, 2.5 assists, 32.7 FG%, 27.8 3FG%, 95.0 FT%

**Career:** 7.2 points, 2.3 rebounds, 5.6 assists, 37.8 FG%, 30.4 3FG%, 82.4 FT%

**2024-25 - Third Team All-Conference USA, "Icons of the Game" Most Valuable Player**

**2023-24 - Honorable Mention All-Conference USA**

- **Last 3 games: 66.7 FG%, 80.0 FT%, 2.0 assists.**
- Finished with season bests in assists (6) and points (10) vs. Baylor.
- **His 7.9 assists per game and 245 total assists in 2024-25 ranked No. 3 and No. 6 in the nation, respectively.**
- His 245 assists are a Louisiana Tech and Conference USA single-season record.
- **Recorded a career-high 20 assists vs. Rust College (12-21-24) among seven-career games with double-digit dimes (his team is 6-1 in those contests).**
- Over the previous two seasons his 6.6 assists per game are No. 6 in the nation and his 391 total assists are No. 11 in the nation.
- His 391 assists over the last two years are 207 more than any Aztecs' total over a two-year span since the start of the 1996-97 season and since the start of the program's Division I era (1970-71) are six better than SDSU career assist leader Tony Gwynn's 385 (1979-80 & 1980-81).
- **Newman Jr.'s 245 assists in 2024-25 would have eclipsed the program's single season best 221 by Tony Gwynn in the 1979-80 season.**

## SDSU AS A NATIONALLY RANKED TEAM (continued)

Date*	AP	Pts.	CO	Rcd.	Wks.
<b>2014-15 season - 7 weeks   Highest Rank: 13</b>					
Oct. 31, 2014	16	560	17	0-0	PS 17
Nov. 17, 2014	16	564	16	1-0	18
Nov. 24, 2014	15	736	15	3-0	19
Dec. 1, 2014	13	784	14	5-1	20
Dec. 8, 2014	18	390	16	6-2	21
Dec. 15, 2014	19	424	17	7-2	22
Feb. 23, 2015	24	117	22	22-6	1
<b>2019-20 season - 15 weeks   Highest Rank: 4   Final Rank: 6</b>					
Dec. 9, 2019	25	197	24	10-0	1
Dec. 16, 2019	20	431	20	10-0	2
Dec. 23, 2019	15	763	14	12-0	3
Dec. 30, 2019	13	780	12	13-0	4
Jan. 6, 2020	7	1,130	7	15-0	5
Jan. 13, 2020	7	1,266	6	17-0	6
Jan. 20, 2020	4	1,422	4	19-0	7
Jan. 27, 2020	4	1,408	4	21-0	8
Feb. 3, 2020	4	1,447	4	23-0	9
Feb. 10, 2020	4	1,422	4	24-0	10
Feb. 17, 2020	4	1,404	4	26-0	11
Feb. 24, 2020	5	1,287	5	26-1	12
March 2, 2020	5	1,375	5	28-1	13
March 9, 2020	6	1,261	6	30-2	14
March 18, 2020	6	1,279	6	30-2	F 15
<b>2020-21 season - 7 weeks   Highest Rank: 16</b>					
Dec. 7, 2020	24	123	--	4-0	1
Dec. 14, 2020	18	455	20	5-0	2
Dec. 28, 2020	--	--	23	6-1	1
Feb. 15, 2021	25	75	--	15-4	1
Feb. 22, 2021	22	222	25	17-4	2
March 1, 2021	19	406	21	19-4	3
March 8, 2021	19	462	19	20-4	4
March 15, 2021	16	521	18	23-4	F 5
<b>2022-23 season - 13 weeks   Highest Rank: 17</b>					
Oct. 17, 2022	19	394	20	0-0	PS 1
Nov. 14, 2022	17	524	19	2-0	2
Nov. 21, 2022	17	601	19	4-0	3
Nov. 28, 2022	24	189	24	4-2	4
Dec. 5, 2022	22	265	22	6-2	5
Jan. 9, 2023	23	222	25	12-3	1
Jan. 30, 2023	22	170	--	17-4	1
Feb. 6, 2023	25	96	23	18-5	2
Feb. 13, 2023	21	271	20	20-5	3
Feb. 20, 2023	22	336	20	21-5	4
Feb. 27, 2023	18	552	19	23-5	5
March 6, 2023	20	370	20	24-6	6
March 13, 2023	18	550	18	27-6	F 7
April 4, 2023	--	--	2	32-7	F
<b>2023-24 season - 10 weeks   Highest Rank: 17</b>					
Oct. 16, 2023	17	529	15	0-0	PS 1
Nov. 6, 2023	17	529	15	0-0	9
Dec. 4, 2023	25	168	--	7-1	1
Jan. 8, 2024	19	386	19	13-2	1
Jan. 15, 2024	--	--	24	14-3	2
Feb. 5, 2024	24	141	24	17-5	1
Feb. 19, 2024	19	374	19	20-6	1
Feb. 26, 2024	20	305	19	21-7	2
March 4, 2024	21	338	19	22-7	3
March 18, 2024	24	158	25	24-10	1
April 10, 2024	17	505	18	26-11	F 2
<b>2024-25 season - 4 weeks   Highest Rank: 20</b>					
Dec. 2, 2024	24	143	--	4-2	1
Dec. 8, 2024	23	276	24	6-2	2
Dec. 16, 2024	23	250	23	7-2	3
Dec. 23, 2024	20	319	20	8-2	4

\* - indicates date of poll. PS - preseason ranking. F - final ranking.

2025-26 SAN DIEGO STATE ALPHABETICAL ROSTER

Most Recent Division I Season

No.	Name	Pos.	Ht.	Wt.	Yr.	Exp.	PPG	RPG	APG	Hometown (High School/Previous School)
21	Miles Byrd	G	6-6	190	Jr.	2L	12.3	4.4	2.7	Stockton, Calif. (Lincoln High)
5	Pharaoh Compton	F	6-7	230	So.	1L	5.4	2.4	0.4	Chicago, Ill. (Arbor View High (Nev.))
10	BJ Davis	G	6-2	175	Jr.	1L	9.0	3.0	1.2	Modesto, Calif. (Modesto Christian High)
6	Latrell Davis	G	6-3	212	Jr.	TR	^11.1	3.1	1.7	Leeds, England (First Baptist Academy/San Jose State)
24	Taj Degourville	G	6-5	211	So.	1L	5.1	2.9	1.8	Las Vegas, Nev. (Wasatch Academy (Utah))
39	Reese Dixon-Waters	G	6-5	217	Sr.	1L	9.6	3.7	1.2	Long Beach, Calif. (St. Bernard High/Southern California)
9	Raymar Gonzales	G	6-3	165	R-Fr.	HS	--	--	--	San Diego, Calif. (Eastlake High)
0	Magoon Gwath	F	7-0	212	So.	1L	8.5	5.2	0.7	Eules, Texas (Veritas Prep (Calif.))
3	Elzie Harrington	G	6-5	188	Fr.	HS	--	--	--	Long Beach, Calif. (St. John Bosco High)
40	Miles Heide	F	6-9	235	Jr.	2L	4.1	3.7	0.5	North Bend, Wash. (Mount Si High)
7	Cam Lawin	G	6-3	181	Jr.	SQ	0.5	0.3	0.1	Chicago, Ill. (Orr Academy)
33	Thokbor Majak	F	7-1	215	R-Fr.	HS	--	--	--	Bor, South Sudan (Dream City Christian High (Ariz.))
4	Sean Newman Jr.	G	6-1	174	Sr.	TR	^9.9	2.3	7.9	Los Angeles, Calif. (Culver City High/Fullerton College/Louisiana Tech)
25	Jeremiah Oden	F	6-8	210	Sr.	TR	^7.6	3.2	0.7	Chicago, Ill. (Sunrise Christian Academy/Wyoming/DePaul/Charlotte)
8	Tae Simmons	F	6-6	230	Fr.	HS	--	--	--	Simi Valley, Calif. (Heritage Christian High)

^ - Stats from the final full season of competition at previous Division I institution

2025-26 SAN DIEGO STATE NUMERICAL ROSTER

Most Recent Division I Season

No.	Name	Pos.	Ht.	Wt.	Yr.	Exp.	PPG	RPG	APG	Hometown (High School/Previous School)
0	Magoon Gwath	F	7-0	212	So.	1L	8.5	5.2	0.7	Eules, Texas (Veritas Prep (Calif.))
3	Elzie Harrington	G	6-5	188	Fr.	HS	--	--	--	Long Beach, Calif. (St. John Bosco High)
4	Sean Newman Jr.	G	6-1	174	Sr.	TR	^9.9	2.3	7.9	Los Angeles, Calif. (Culver City High/Fullerton College/Louisiana Tech)
5	Pharaoh Compton	F	6-7	230	So.	1L	5.4	2.4	0.4	Chicago, Ill. (Arbor View High (Nev.))
6	Latrell Davis	G	6-3	212	Jr.	TR	^11.1	3.1	1.7	Leeds, England (First Baptist Academy/San Jose State)
7	Cam Lawin	G	6-3	181	Jr.	SQ	0.5	0.3	0.1	Chicago, Ill. (Orr Academy)
8	Tae Simmons	F	6-6	230	Fr.	HS	--	--	--	Simi Valley, Calif. (Heritage Christian High)
9	Raymar Gonzales	G	6-3	165	R-Fr.	HS	--	--	--	San Diego, Calif. (Eastlake High)
10	BJ Davis	G	6-2	175	Jr.	1L	9.0	3.0	1.2	Modesto, Calif. (Modesto Christian High)
21	Miles Byrd	G	6-6	190	Jr.	2L	12.3	4.4	2.7	Stockton, Calif. (Lincoln High)
24	Taj Degourville	G	6-5	211	So.	1L	5.1	2.9	1.8	Las Vegas, Nev. (Wasatch Academy (Utah))
25	Jeremiah Oden	F	6-8	210	Sr.	TR	^7.6	3.2	0.7	Chicago, Ill. (Sunrise Christian Academy/Wyoming/DePaul/Charlotte)
33	Thokbor Majak	F	7-1	215	R-Fr.	HS	--	--	--	Bor, South Sudan (Dream City Christian High (Ariz.))
39	Reese Dixon-Waters	G	6-5	217	Sr.	1L	9.6	3.7	1.2	Long Beach, Calif. (St. Bernard High/Southern California)
40	Miles Heide	F	6-9	235	Jr.	2L	4.1	3.7	0.5	North Bend, Wash. (Mount Si High)

^ - Stats from the final full season of competition at previous Division I institution

Head Coach:

Brian Dutcher (Minnesota, 1982), Ninth Season (27th Season Overall at SDSU)

Assistant Coaches:

David Velasquez (San Diego State, 2007), 13th Season (24th Season Overall at SDSU)

JayDee Luster (Wyoming, 2011), Fifth Season (Fifth Season Overall at SDSU)

Ryan Badrtalei (UCLA, 2003), Second Season (Second Season Overall at SDSU)

Mark Fisher (Michigan, 2001), 13th Season (24th Season Overall at SDSU)

Assistant to the Head Coach:

Matt Soria (San Diego State, 2002), 19th Season (26th Season Overall at SDSU)

Assistant A.D. - Director of Operations:

Director of Player Development:

Aguek Arop (San Diego State, 2022), Third Season (Third Season Overall at SDSU)

Assistant Director of Athletic Medicine:

Sergio Ibarra (Alfred University, 2006), 10th Season (10th Season Overall at SDSU)

Assistant Director of Strength & Conditioning:

Daniel Marshall (Arizona, 2008), Third Season (Third Season Overall at SDSU)

Graduate Assistants:

Shane Geschwind (San Diego State, 2024) Second Season (Second Season Overall at SDSU)

Ryan Noriega (San Diego State, 2024) Second Season (Second Season Overall at SDSU)

Kimo Ferrari (Brown, 2024) First Season (First Season Overall at SDSU)

PRONUNCIATION GUIDE

Miles Byrd  
bird

Taj DeGourville  
TAH-zh DUH-gore-vil

Elzie Harrington  
EL-zee

Cam Lawin  
lah-WEEN

Jeremiah Oden  
JER-uh-MY-uh OH-din

Pharaoh Compton  
FAIR-oh

Magoon Gwath  
MUH-goan g-WAH-th

Miles Heide  
HIGH-dee

Thokbor Majak  
THOCK-bore MAY-zhock

Tae Simmons  
tay



# SDSU BROADCAST ROSTER

San Diego State vs. Utah State | Dee Glen Smith Spectrum | Logan, Utah | January 31, 2026



**# 0**

## **Magoon Gwath**

Forward  
7-0, 212, Sophomore - 1L  
Eules, Texas  
Veritas Prep (Calif.)

PPG: 9.2 RPG: 4.3 APG: 0.3  
FG%: 57.0 3FG: 57.9 FT%: 63.6



**# 3**

## **Elzie Harrington**

Guard  
6-5, 188, Freshman - HS  
Long Beach, Calif.  
St. John Bosco High

PPG: 8.7 RPG: 1.7 APG: 2.2  
FG%: 48.7 3FG%: 53.3 FT%: 81.3



**# 4**

## **Sean Newman Jr.**

Guard  
6-1, 174, Senior - TR  
Los Angeles, Calif.  
Culver City High/Louisiana Tech

PPG: 2.9 RPG: 1.1 APG: 2.5  
FG%: 32.7 3FG%: 27.8 FT%: 95.0




**# 5**

## **Pharaoh Compton**

Forward  
6-7, 230, Sophomore - 1L  
Chicago, Ill.  
Arbor View High (Nev.)

PPG: 8.5 RPG: 3.1 APG: 0.4  
FG%: 76.1 3FG: 0.0 FT%: 62.5



**# 8**

## **Tae Simmons**

Forward  
6-6, 230, Freshman - HS  
Simi Valley, Calif.  
Heritage Christian High

PPG: 4.8 RPG: 3.0 APG: 0.2  
FG%: 68.6 3FG%: 40.0 FT%: 69.0




**# 10**

## **BJ Davis**

Guard  
6-2, 175, Junior - 1L  
Modesto, Calif.  
Modesto Christian High

PPG: 10.9 RPG: 3.3 APG: 2.4  
FG%: 43.7 3FG%: 41.8 FT%: 86.3



**# 21**

## **Miles Byrd**

Guard  
6-6, 190, Junior - 2L  
Stockton, Calif.  
Lincoln High

PPG: 11.0 RPG: 4.2 APG: 2.8  
FG%: 43.1 3FG%: 34.1 FT%: 80.4



**# 24**

## **Taj DeGourville**

Guard  
6-5, 211, Sophomore - 1L  
Las Vegas, Nev.  
Wasatch Academy (Utah)

PPG: 5.9 RPG: 2.7 APG: 2.4  
FG%: 40.0 3FG%: 41.2 FT%: 75.0



**# 25**

## **Jeremiah Oden**

Forward  
6-8, 210, Senior - TR  
Chicago, Ill.  
Sunrise Christian Academy/Charlotte

PPG: 5.3 RPG: 3.0 APG: 0.5  
FG%: 43.4 3FG%: 28.2 FT%: 72.0




**# 33**

## **Thokbor Majak**

Forward  
7-1, 215, Redshirt Freshman - HS  
Bor, South Sudan  
Dream City Christian High

PPG: 0.3 RPG: 1.1 APG: 0.0  
FG%: 20.0 3FG: -- FT%: 0.0



**# 39**

## **Reese Dixon-Waters**

Guard  
6-5, 217, Senior - 1L  
Long Beach, Calif.  
St. Bernard High/Southern California

PPG: 11.5 RPG: 3.9 APG: 1.6  
FG%: 41.4 3FG%: 35.4 FT%: 85.7




**# 40**

## **Miles Heide**

Forward  
6-9, 235, Junior - 2L  
North Bend, Wash.  
Mount St High

PPG: 5.5 RPG: 5.0 APG: 1.2  
FG%: 57.9 3FG%: 16.7 FT%: 41.7



Head Coach

## **Brian Dutcher**

9th season (213-73, 115-39 MW)  
27th season overall at SDSU (599-281, 283-153 MW)  
37th career season as a coach (832-379, 393-220 conference)

- Has the 4th best win percentage in the nation (.776) since the start of the 2019-20 season.
- Has the 6th best win percentage in the nation (.745) since being hired prior to the 2017-18 season.
- His .745 win percentage is the highest in program history.
- 213 victories are third most in program history.
- 213 wins are the most by any first-time HC hired in 2017-18.
- Has won at least 21 games in each of his eight seasons as HC.
- Is the only HC in program history with a winning record vs. top-25 opposition (16-13; .552).

-Only first-year HC to take his team to the 2018 NCAA Tourney.  
-4th HC with at least 100 MW wins & the fastest to reach the milestone (135 games).

### Honors

2019-20 USA Today National Coach of the Year  
2020 & 2021 NABC Division I District 17 Coach of the Year  
2019-20 USBWA District IX Coach of the Year  
2020 & 2021 MW Coach of the Year  
2019-20 Naismith Coach of the Year Finalist



Assistant Coach

## **Dave Velasquez**

13th season (318-111, 170-56 MW)  
24th season overall at SDSU  
In 2002-03 was a student manager, then head manager, walk-on, scholarship athlete, director of player development and now AC



Assistant Coach

## **JayDee Luster**


5th season (117-42, 62-21 MW)  
9th season as a Division I AC



Assistant Coach

## **Ryan Badrtaiei**

2nd season (36-15, 23-7 MW)  
21st season as a Division I AC  
Pronounced: BAD-ruh-telly



# BRIAN DUTCHER

Head Coach  
Ninth Season • 27th Season Overall at SDSU • Minnesota, 1982

Brian Dutcher enters his ninth season as San Diego State head men's basketball coach and is coming two Sweet 16 appearances in the last three seasons and a run to the program's first national championship game appearance in the 2023 NCAA Tournament. He is building on the previous eight years in which he led the Aztecs to seven title games in Mountain West tournament, its conference-record 11th, 12th, 13th, 14th, 15th & 16th Mountain West crowns, and to a bid to the NCAA tournament in six of the seven years in which a champion was crowned. He is the only coach in the 104-year history of San Diego State men's basketball to win at least 20 games in each of his first eight seasons. His 198 victories in eight seasons (198-68) are the most for any Division I head coach whose first year guiding his current program was 2017-18 and the accompanying win percentage, 74.4 percent, is the highest for any head basketball coach in San Diego State history.

Dutcher has been recognized twice, following the 2019-20 and 2020-21 seasons, with Mountain West Coach of the Year honors and was the National Association of Basketball Coaches (NABC) Division I District 17 Coach of the Year in both those years as well. In addition, he earned USA Today National Coach of the Year and United States Basketball Writers Association (USBWA) District IX Coach of the Year distinction following the 2019-20 campaign and was one of five finalists for the 2020 Werner Ladder Naismith Men's College Coach of the Year Award.

His teams have faced top 25 ranked opponents on 27 occasions and posted a 16-11 record, which includes wins over No. 1 Alabama, No. 6 Houston, Gonzaga (twice), UCLA and Arizona State as well as Nevada (four times) and Colorado State (twice). From the start of the 2018-19 season to its demise after the 2023-24 campaign, his Aztecs were 8-3 against Pac-12 opponents and 11-6 in multi-team events. Since the start of the 2017-18 season, SDSU has the eighth best home win percentage in the nation (88.6 percent), and in the last six years, San Diego State has posted a 90.1-win percentage (82-9) in Viejas Arena, the seventh best in the nation.

The team's success on the court is reflected in the honors his players have earned. In 2020, Malachi Flynn was a consensus All-American, the third Aztec to earn that honor. The following season Matt Mitchell was recognized by the Associated Press with the All-American moniker and 2024 Jaedon LeDee was named the Karl Malone Award winner for the best power forward in the nation as well as being named an All-American by multiple organizations.

San Diego State put a player on the USBWA's All-District IX first team in 2020 (Flynn) and 2021 (Mitchell). The NABC has bestowed its All-District 17 honors nine times to an Aztec in the last eight years. In 2019, Jalen McDaniels earned first-team designation. Flynn and Yanni Wetzell were first team and Mitchell was second team in 2020. In 2021, Mitchell and Jordan Schakel earned first team and second team honors, respectively. In 2022, Matt Bradley was a second team, in 2023, LeDee was a first-team designee and in 2025 Miles Byrd was tapped as a second-team performer.

Within the Mountain West, Flynn was named the 2020 Mountain West Male Athlete of the Year, Player of the Year, Defensive Player of the Year, Newcomer of the Year, and a member of the All-Defensive Team. In the same season, KJ Feagin was named to the all-defensive team and one year prior, Jeremy Hemsley was included on the league's all-defensive team. In 2021, Mitchell earned Mountain West Player of the Year, first team All-Mountain West and inclusion on the all-defensive team along with Nathan Mensah. In 2022, Mensah was the Defensive Player of the Year and a member of the all-defensive team. Bradley was the Newcomer of the Year. Chad Baker-Mazara was named the Sixth Man of the Year and Lamont Butler garnered all-defensive team honors. The 2023 campaign saw Mensah again named the Defensive Player of the Year, a third-team performer, and a member of the all-Defensive Team, while Bradley earned first-team honors and Lamont Butler was a third team and All-Defensive Team designee. In 2024, Butler was the Defensive Player of the Year, a member of the All-Defensive Team and an honorable mention performer, while Jaedon LeDee was tabbed a first-team honoree. Last season, Magoon Gwath was the league's Freshman of the Year, Defensive Player of the Year, an honorable mention performer and a member of the all-defensive team. Byrd and Nick Boyd were second-team honorees with Byrd also earning all-defensive team designation.

His players have earned 23 All-Mountain West designations and 29 freshman or players of the week honors. Three Aztecs, Trey Kell in 2018, Mitchell in 2021 and Bradley in 2023, were named Mountain West tournament MVP among 13 SDSU players who have been included on the league's all-tournament team. In his eight seasons, his charges have garnered 18 league all-academic team distinctions, a pair of Arthur Ashe Jr. Sports Scholar awards, and Flynn was named to the 2020 NABC Honors Court.

The 2022-23 season saw SDSU fulfill a promise coach Dutcher, and Hall of Fame coach Steve Fisher, made the day they stepped on campus prior to the 1999-00 season... that the program's goal was to compete for national championships. The Aztecs finished with a 32-7 record, played Connecticut for the NCAA championship in Houston's NRG Stadium in front of more than 72,000 spectators and finished the season as the national runner-up. The team ranked No. 2 in the final USA Today Coaches poll, the highest the program has ever achieved.

SDSU's 32 victories are the second most in a season in San Diego State history, trailing only the 34 wins in 2010-11. In conference play, SDSU was 15-3 and secured both the regular-season and tournament titles to earn a No. 5 seed, its third consecutive season with a single-digit seed in the NCAA Tournament. Five of the team's seven losses were by nine points or less, with three of its losses coming against top 25 opposition and in each of its seven losses its opponent was receiving votes in the national polls. Senior guard Darrion Trammell was named the South Regional Most Outstanding Player with Lamont Butler also included on the South Regional All-Tournament Team. Butler, who hit the biggest shot in SDSU history, the game winner as time expired against Florida Atlantic in the Final Four to send the Aztecs to the national championship game, earned a spot on the 2023 NCAA All-Tournament Team.

The 2021-22 campaign featured a 23-9 record and SDSU's second straight appearance in the NCAA Tournament, garnering a No. 8 seed. Six of its nine losses were by six points or less and after Dec. 8, 2021, four of the team's six defeats were by three points or less. Twice during that stretch, the Aztecs defeated nationally ranked Colorado State.

In 2020-21, he guided San Diego State to the Mountain West regular-season and tournament crowns and earned a No. 6-seed in the NCAA tournament. The Aztecs went 23-5 and finished the regular season ranked No. 7 in field goal percentage defense (.387), No. 8 in scoring defense (60.6), No. 12 in scoring margin (+13.5), No. 14 in total steals (233), and No. 16 in turnover margin (+3.9) nationally. Among the Mountain West teams, San Diego State led the league in turnovers forced (15.15), steals per game (8.19), assist-to-turnover ratio (1.25:1), three-point field goal percentage (.381), field goal percentage defense, scoring defense, scoring margin, turnover margin and total steals. The team posted a 14-game win streak, which is the fourth longest in school history and is the third of at least nine games under Dutcher.

The 2019-20 squad ripped off a program-record 26-straight wins to open the season and peaked, for eight weeks, at a No. 4 ranking in both national polls, before finishing the regular season at No. 6. The Aztecs went 30-2, including 17-1 in Mountain West play.

In program history, his team's 30 wins in 2019-20 are the fourth most in a season and its two defeats are the fewest. SDSU's 17 wins in conference play are the most in program and Mountain West history, and its one loss is the fewest in the Aztecs' Division I era and equals the fewest since 1926-27, when it moved from junior college competition to the National Association of Intercollegiate Athletics (NAIA). San Diego State opened the 2019-20 league slate with a 15-game winning streak, which set a new Mountain West record.

In 2017-18, Dutcher was the only Division I coach to guide his team to the NCAA Tournament in his initial season after going 22-10, including winning the 2018 MW Tournament championship.

Over the course of his 26 years at San Diego State, Dutcher has helped the Aztecs reach the postseason 19 times, including 14 trips to the NCAA tournament, win a conference-best 16 Mountain West titles and record 19 seasons of at least 20 victories.

Since 2008-09, SDSU has four NCAA Sweet 16 (2011, 2014, 2023 & 2024) and NIT semifinal (2009, 2016) appearances, won at least 25 games nine times and captured 16 MW championships (nine regular season, seven tournament).

## Brian Dutcher Year-By-Year (Division I Only)

		Overall		Conference		
Year	School (Position)	W-L	Pct.	W-L	Pct.	Postseason/Championships
10 Seasons at Michigan (AC)		233-98	.704	111-67	.624	8 NCAAAs, 10 Postseason Appearances, NCAA Champion (1989), NCAA Runner Up (1992, 93)
		Overall		Conference		
Year	School (Position)	W-L	Pct.	W-L	Pct.	Postseason/Championships
1999-00	SDSU (Asst. HC)	5-23	.179	0-14	.000	
2000-01	SDSU (Asst. HC)	14-14	.500	4-10	.286	
2001-02	SDSU (Asst. HC)	21-12	.636	7-7	.500	NCAA 1st round; MW Tournament
2002-03	SDSU (Asst. HC)	16-14	.533	6-8	.429	NIT second round
2003-04	SDSU (Asst. HC)	14-16	.467	5-9	.357	
2004-05	SDSU (Asst. HC)	11-18	.379	4-10	.286	
2005-06	SDSU (Asst. HC)	24-9	.727	13-3	.813	NCAA 1st Round; MW RS, Tournament
2006-07	SDSU (Asst. HC)	22-11	.667	10-6	.625	NIT 2nd Round
2007-08	SDSU (Asst. HC)	20-13	.606	9-7	.563	NIT 1st Round
2008-09	SDSU (Asst. HC)	26-10	.722	11-5	.688	NIT Semifinals
2009-10	SDSU (Asst. HC)	25-9	.735	11-5	.688	NCAA 1st Round; MW Tournament
2010-11	SDSU (Asst. HC)	34-3	.919	14-2	.875	NCAA Sweet 16; MW RS, Tournament
2011-12	SDSU (HCIW)	26-8	.765	10-4	.714	NCAA 2nd Round; MW RS
2012-13	SDSU (HCIW)	23-11	.676	9-7	.563	NCAA 3rd Round
2013-14	SDSU (HCIW)	31-5	.861	16-2	.889	NCAA Sweet 16; MW RS
2014-15	SDSU (HCIW)	27-9	.750	14-4	.778	NCAA 3rd Round; MW Co-RS
2015-16	SDSU (HCIW)	28-10	.737	16-2	.889	NIT Semifinals; MW RS
2016-17	SDSU (HCIW)	19-14	.576	9-9	.500	
18 Seasons as Asst. Coach		386-209	.648	168-114	.596	8 NCAAAs, 13 Postseason Appearances
2017-18	SDSU (HC)	22-11	.667	11-7	.611	NCAA 1st Round; MW Tournament
2018-19	SDSU (HC)	21-13	.617	11-7	.611	
2019-20	SDSU (HC)	30-2	.966	17-1	.944	MW Regular Season (postseason canceled)
2020-21	SDSU (HC)	23-5	.821	14-3	.824	NCAA 1st Round, MW RS & Tournament
2021-22	SDSU (HC)	23-9	.719	13-4	.765	NCAA 1st Round
2022-23	SDSU (HC)	32-7	.821	15-3	.833	NCAA title game, MW RS & Tournament
2023-24	SDSU (HC)	26-11	.703	11-7	.611	NCAA Sweet 16
2024-25	SDSU (HC)	21-10	.677	14-6	.700	NCAA First Four
2025-26	SDSU (HC)	15-5	.750	9-1	.900	
9 Season as SDSU HC		213-73	.745	115-39	.747	6 NCAA, 6 MW Titles
27 Seasons at SDSU		599-282	.680	283-153	.649	14 NCAAAs, 19 Postseason Appearances
		Overall		Conference		
		W-L	Pct.	W-L	Pct.	Postseason
37-Season Career Totals		832-379	.687	394-220	.642	22 NCAAAs, 29 Postseason Appearances

SEASON/CAREER HIGHS

Points

Season	20 vs. Troy (11/18/25)
Career	25 at Fresno State (12/4/24)

Rebounds

Season	8 vs. Fresno State (1/10/26)
Career	13 at Nevada (1/25/25)

Assists

Season	1 vs. Fresno State (1/10/26)
	1 vs. Whittier (12/22/25)
	1 vs. Arizona (12/20/25)
	1 vs. Air Force (12/17/25)
Career	3 at Air Force (1/22/25)

Field Goals

Season	7 vs. Whittier (12/22/25)
Career	10 at Fresno State (12/4/24)

Field Goals Attempted

Season	12 vs. Lamar (12/10/25)
Career	15 vs. San Jose State (1/28/25)

Three-Point Field Goals

Season	2 vs. Fresno State (1/10/26)
	2 vs. Boise State (1/3/26)
	2 vs. Troy (11/18/25)
Career	3 vs. San Jose State (1/28/25)
	3 at Fresno State (12/4/24)

Three-Point FG Attempted

Season	3 vs. Michigan (11/24/25)
Career	6 vs. San Jose State (1/28/25)

Free Throws

Season	8 vs. Troy (11/18/25)
Career	8 vs. Troy (11/18/25)

Free Throws Attempted

Season	12 vs. Troy (11/18/25)
Career	12 vs. Troy (11/18/25)

Steals

Season	2 vs. Oregon (11/25/25)
	2 vs. Troy (11/18/25)
Career	2 vs. Oregon (11/25/25)
	2 vs. Troy (11/18/25)
	2 vs. UNLV (1/18/25)
	2 at Boise State (1/4/25)

Blocked Shots

Season	4 vs. Arizona (12/20/25)
	4 vs. Oregon (11/25/25)
Career	6 vs. Boise State (2/15/25)

Minutes Played

Season	27:51 vs. Troy (11/18/25)
Career	37:03 vs. Wyoming (2/1/25)

HONORS

2025-26

Kareem Abdul-Jabbar Award Watch List  
Preseason All-Mountain West

2024-25

Mountain West Freshman of the Year  
Mountain West Defensive Player of the Year  
Honorable Mention All-Mountain West  
Mountain West All-Defensive Team  
Mountain West Freshman of the Week (Jan. 27)  
Mountain West Freshman of the Week (Feb. 3)  
Mountain West Freshman of the Week (Feb. 17)  
Academic All-Mountain West  
San Diego State Scholar-Athlete

GWATH'S CAREER STATISTICS

Year	G-GS	Min.-Avg.	FG-FGA	Pct.	3P-3PA	Pct.	FT-FTA	Pct.	OR	DR	Reb	Avg.	PF-D	AT	TO	BK	ST	Pts	Avg.
24-25	26-26	647-24.9	85-168	.506	17-45	.378	34-54	.630	48	88	136	5.2	50-2	19	39	67	11	221	8.5
25-26	15-12	271-18.1	53-93	.570	11-19	.579	21-33	.636	24	40	64	4.3	28-0	5	26	22	8	138	9.2
TOTAL	41-38	919-22.4	138-261	.529	28-64	.438	55-87	.632	72	128	200	4.9	78-2	24	65	89	19	359	8.8



0 • MAGOON GWATH (MAH-goo-n GWAA-th)

FORWARD • 7-0 • 212 • SOPHOMORE - 1L  
EULESS, TEXAS (VERITAS PREP (CALIF.))

SDSU Record: 29-12 (.707)

MW Record: 18-5 (.783)

Quick Hits

- Can handle the basketball, is a three-level scorer, and can also be a distributor.
- Has a 7-4 wingspan.
- Finished 2024-25 No. 1 in blocked shots per game (2.62) in the Mountain West and No. 6 in the nation and was No. 1 in the Mountain West and No. 17 in the nation with 68 total blocks.
- **68 blocks are a San Diego State freshman record, the seventh most in a single season.**
- **Ranks 11th in program history with 89 career blocks.**
- **Was the only player in the nation in 2024-25 who stands at least 7-0 that blocked 68 shots and shot at least 37.8 percent from 3-point range.**
- Against Occidental (11/12/24), became just the second Aztec since the program joined the Mountain West, to have a game of at least 15 points, 4 blocks & two 3-pointers.
- At Fresno State (12/4/24), became the first Aztec freshman to have a game of at least 25 points and 10 rebounds since Kawhi Leonard totaled 25 and 12 against Wyoming on January 9, 2010.
- Was the only freshman in 2024-25 with a game of at least 25 points, 10 rebounds & 4 blocks (at Fresno State).
- **At Nevada (1/25/25), was 7-of-7 from the field, including 1-of-1 from beyond the arc for game-high 15 points and a career and game-high 13 rebounds. He is the first Aztec since the 1997-98 season to record a double double shooting 1.000 percent from the floor since Roy Kruiswyk was (6-of-6) in a 13 pt/10 reb double double against SMU on Jan. 15, 1998.**
- At Nevada, his 13 rebounds were the most by an Aztec freshman since Jalen McDaniels grabbed 68 many on February 3, 2018, against Air Force.
- **Is the 12th player in Mountain West history to have double double with a perfect shooting night, minimum of 7 field goal attempts, but if you include his successful 3-pointer, he is the only player in league history to accomplish the feat.**

Trending

- MW Ranks (Through games of 1/28): 3rd in blocks/game (1.47)
- Averages 9.9 points, 5.7 rebounds and 1.9 blocks in 23 conference games and is shooting 59.2% (93-of-157) in those contests.
- In 11 career road games, averages 9.4 points, 6.1 rebounds and 2.1 blocks per game while shooting 62.0% (44-of-71) from the field and 46.7% (7-of-15) from beyond the arc.
- In his last 24 games, is shooting 58.5 percent (96-of-164) from the field and 51.3 percent (20-of-39) from beyond the arc while averaging 10.2 points, 5.3 rebounds and 2.0 blocks per game.
- In 21 home games as an Aztec, averages 9.7 points, 4.6 rebounds and 2.0 blocks per game while shooting 44.7% (17-of-38) from long range and leading the team to a 17-4 record.
- In nine career games on a neutral court, averages 5.9 points, 4.1 rebounds and 2.4 blocks.

As a Sophomore (2025-26 Season)

- Returned to the court and put up 20 points and seven rebounds while making a career-high eight free throws and going a perfect 5-of-5 from the field with a pair of 3-pointers vs. Troy (11/18).
- Scored 13 points with a team-leading six boards, two steals and four blocks vs. Oregon (11/25).
- Tallied 18 points including two threes and eight rebounds against Fresno State (1/10).

As a Redshirt Freshman (2024-25 Season)

- Blocked three shots in his collegiate debut against UC San Diego (11/6).
- Reached double figures for the first time with 16 points and 4 blocks vs. Occidental (11/12).
- Became the first Aztec freshman with at least 20 points and 10 rebounds since Kawhi Leonard on January 9, 2010 when he had 25 points and ten boards at Fresno State (12/4).
- Became the first Aztec since Roy Kruiswyk on January 15, 1998, with a double double while shooting 100% from the field at Nevada (1/25).
- Led the Aztecs with 24 points along with seven rebounds against San Jose State (1/28).
- Put up a double double with 14 points, 11 rebounds and four blocks vs. Wyoming (2/1).
- Had another double double with 15 points and ten boards at Colorado State (2/8).
- Blocked six shots against Boise State (2/15).
- Scored 14 points with three blocks and a team-leading six boards vs. Fresno State (2/18).

As A Freshman (2023-24 Season)

- Utilized his redshirt season.

High School

- A 2023 graduate of Veritas Prep in Garden Grove, Calif.
- Spent his first three years of high school at Trinity High School in Euless, Texas.
- Chose San Diego State over interest from Villanova, Southern California and Saint Mary's College.

2025-26 GAME-BY-GAME STATISTICS

Opponent	GS	MP	FG	3FG	FT	O-D-R	PF	TP	A	TO	S	B
LONG BEACH STATE		INJ										
IDAHO STATE		DNP										
TROY		28	5-5	2-2	8-12	1-6-7	1	20	0	2	2	3
vs. Michigan	*	20	2-8	1-3	2-2	1-1-2	2	7	0	5	1	0
vs. Oregon	*	22	6-8	1-1	0-0	3-3-6	3	13	0	1	2	4
vs. Baylor	*	9	0-0	0-0	0-0	0-2-2	3	0	0	0	0	1
UTAH VALLEY	*	16	2-6	0-1	3-4	2-3-5	2	7	0	1	1	0
LAMAR	*	20	5-12	0-2	0-0	3-3-6	1	10	0	1	1	2
AIR FORCE	*	21	5-7	0-0	2-3	3-1-4	1	12	1	1	0	2
vs. Arizona	*	24	1-6	0-1	1-2	2-0-2	2	3	1	2	0	4
WHITTIER	*	16	7-11	1-2	0-0	1-4-5	1	15	1	2	0	0
at San Jose State	*	16	3-4	0-0	2-5	2-2-4	1	8	0	3	0	2
BOISE STATE		15	3-3	2-2	1-2	0-0-0	3	9	0	2	0	0
at Nevada		19	3-3	1-1	0-0	1-4-5	4	7	0	1	0	1
FRESNO STATE	*	23	8-12	2-2	0-0	4-4-8	1	18	1	2	1	2
at Wyoming	*	19	3-8	1-2	0-1	1-5-6	0	7	1	1	0	1
NEW MEXICO	*	10	0-0	0-0	2-2	0-2-2	3	2	0	2	0	0
at Grand Canyon		INJ										
at UNLV		INJ										
COLORADO STATE		INJ										
at Utah State												
WYOMING												
at Air Force												
NEVADA												
GRAND CANYON												
at Colorado State												
UTAH STATE												
at New Mexico												
at Boise State												
UNLV												

MISCELLANEOUS STATS/TEAM RECORD

Category	2025-26 Season		Career	
	Games	W/L	Games	W/L
Double-Figure Scoring	6	5-1	14	12-2
15-Point Games	3	2-1	8	6-2
Double-Figure Rebounds	0	0-0	5	4-1
Double Doubles	0	0-0	4	3-1
Led SDSU in Scoring	1	1-0	7	6-1
Led SDSU in Rebounding	1	1-0	11	9-2
Led SDSU in Assists	0	0-0	1	1-0
Multiple Three-Pointers	3	2-1	8	7-1
One Turnover or Less	6	5-1	19	15-4

Consecutive Games	Current	Long
Consecutive Games Played	-	25
Without Fouling Out	25	25*
Scoring A Point	11	16
At Least One Three-Pointer	-	4
One Turnover or Less	-	5

\* - Denotes an active streak




SEASON/CAREER HIGHS

<b>Points</b>	
Season	20 vs. Boise State (1/3/26)
Career	20 vs. Boise State (1/3/26)
<b>Rebounds</b>	
Season	4 vs. Fresno State (1/10/26)
Career	4 vs. Fresno State (1/10/26)
<b>Assists</b>	
Season	6 vs. Air Force (12/17/25)
Career	6 vs. Air Force (12/17/25)
<b>Field Goals</b>	
Season	7 at Grand Canyon (1/21/26)
	7 vs. Boise State (1/3/26)
Career	7 at Grand Canyon (1/21/26)
	7 vs. Boise State (1/3/26)
<b>Field Goals Attempted</b>	
Season	12 at Grand Canyon (1/21/26)
	12 vs. New Mexico (1/17/26)
Career	12 at Grand Canyon (1/21/26)
	12 vs. New Mexico (1/17/26)
<b>Three-Point Field Goals</b>	
Season	3 vs. Baylor (11/26/25)
Career	3 vs. Baylor (11/26/25)
<b>Three-Point FG Attempted</b>	
Season	3 at Grand Canyon (1/21/26)
	3 vs. New Mexico (1/17/26)
	3 vs. Boise State (1/3/26)
	3 vs. Baylor (11/26/25)
	3 vs. Idaho State (11/9/25)
Career	3 at Grand Canyon (1/21/26)
	3 vs. New Mexico (1/17/26)
	3 vs. Boise State (1/3/26)
	3 vs. Baylor (11/26/25)
	3 vs. Idaho State (11/9/25)
<b>Free Throws</b>	
Season	5 vs. Fresno State (1/10/26)
	5 vs. Boise State (1/3/26)
Career	5 vs. Fresno State (1/10/26)
	5 vs. Boise State (1/3/26)
<b>Free Throws Attempted</b>	
Season	6 vs. Fresno State (1/10/26)
	6 vs. Boise State (1/3/26)
Career	6 vs. Fresno State (1/10/26)
	6 vs. Boise State (1/3/26)
<b>Steals</b>	
Season	3 at Grand Canyon (1/21/26)
Career	3 at Grand Canyon (1/21/26)
<b>Blocked Shots</b>	
Season	1 vs. Air Force (12/17/25)
	1 vs. Long Beach State (11/4/25)
Career	1 vs. Air Force (12/17/25)
	1 vs. Long Beach State (11/4/25)
<b>Minutes Played</b>	
Season	31:01 vs. Boise State (1/3/26)
Career	31:01 vs. Boise State (1/3/26)

HONORS

2025-26  
Mountain West Preseason Freshman of the Year



3 • ELZIE HARRINGTON (El-zee)

GUARD • 6-5 • 188 • FRESHMAN - HS  
LONG BEACH, CALIF. (ST. JOHN BOSCO HIGH)

SDSU Record: 14-5 (.737)  
MW Record: 8-1 (.889)

Quick Hits

- A four-star prospect who was the No. 73 ranked recruit in the ESPN 100.
- Rated as the No. 7 recruit in the state, No. 13 in the region and No. 17 in the nation at his position
- Fourth Aztec overall and second in as many years to be named the MW Preseason Freshman of the Year.

Trending

- Averages 8.4 points, 2.0 rebounds and 2.3 assists in nine Mountain West games while shooting 90.5% (19-of-21) from the free throw line.
- In ten home games as an Aztec, averages 8.4 points, 1.9 rebounds and 2.3 assists per game while shooting 47.1% (8-of-17) from long range and 45.5% (30-of-66) from the field.
- Averages 6.6 points, 1.8 rebounds and 2.4 assists per game in five career away games.
- In four games on a neutral court, averages 10.8 points and 2.0 assists per game and is shooting 54.8% (17-of-31) from the field and 85.7% (6-of-7) from beyond the arc.

As a Freshman (2025-26 Season)

- Against Long Beach State (11/4), led the team with 13 points and four assists in his collegiate debut, becoming the first Aztec freshman since 2015 to score in double figures in the season opener.
- Scored a then career-high 15 points on 6-of-9 shooting to lead SDSU against Michigan (11/24).
- Scored 12 points while dishing out a team-leading and career-high four assists vs. Oregon (11/25).
- Made his first career start, scoring a dozen points again while going 3-of-3 from deep against Baylor (11/26).
- Scored a career-high 20 points on 7-of-11 shooting against Boise State (1/3).
- Led the team with 16 points along with a career-high three steals at Grand Canyon (1/26).

High School

- A 2025 graduate of St. John Bosco High School in Bellflower, Calif.
- For his 114-game career, he scored at a 14.9-point per game clip with 5.3 assists, 4.3 rebounds and 2.2 steals.
- He shot 49.8 percent (640-of-1,286) from the floor, 34.3 percent (124-of-362) from distance and 78.1 percent (292-of-374) from the line in four varsity seasons.
- In his four years, the Braves posted a 103-33 record, including a 31-8 mark in Trinity League play
- Averaged 16.3 points, 5.2 assists, 3.4 rebounds and 1.9 steals as a senior in Trinity League action, one of the toughest basketball leagues in the state.
- In his final high school season, led team to a No. 8 ranking in the state, a third-place finish in the CIF Southern Section and a berth in the Open Division state tournament.
- Following his senior season, was honored with inclusion on Maxpreps' California All-State Teams, as well as the CIF Southern Section All-Open Division Team, Trinity League co-MVP and Long Beach Press Telegram Player of the Year.
- Chose San Diego State over offers from Southern California, UCLA, Arizona State and Harvard.

2025-26 GAME-BY-GAME STATISTICS

Opponent	GS	MP	FG	3FG	FT	O-D-R	PF	TP	A	TO	S	B
LONG BEACH STATE		25	4-8	2-2	3-4	0-3-3	1	13	4	2	1	1
IDAHO STATE		17	3-5	2-3	0-0	0-0-0	1	8	3	1	0	0
TROY		14	2-2	0-0	0-0	0-2-2	0	4	1	6	0	0
vs. Michigan		22	6-9	1-1	2-2	0-0-0	1	15	1	1	0	0
vs. Oregon		20	5-6	2-2	0-0	0-0-0	1	12	4	2	1	0
vs. Baylor	*	20	4-9	3-3	1-2	0-1-1	1	12	3	0	0	0
UTAH VALLEY	*	20	2-5	0-1	0-2	0-2-2	1	4	2	1	0	0
LAMAR	*	12	1-4	1-2	0-0	0-0-0	3	3	0	2	0	0
AIR FORCE	*	21	2-7	0-1	2-2	0-1-1	2	6	6	1	1	1
vs. Arizona	*	19	2-7	0-1	0-0	1-2-3	0	4	0	2	0	0
WHITTIER	*	18	4-6	0-0	1-1	1-2-3	0	9	4	1	1	0
at San Jose State	*	19	2-4	1-2	2-2	0-2-2	3	7	4	2	0	0
BOISE STATE	*	31	7-11	1-3	5-6	3-0-3	4	20	1	0	1	0
at Nevada	*	10	0-0	0-0	2-2	0-0-0	0	2	2	2	1	0
FRESNO STATE	*	24	1-6	1-2	5-6	1-3-4	1	8	1	1	2	0
at Wyoming	*	23	1-4	0-1	2-2	0-3-3	1	4	2	2	0	0
NEW MEXICO	*	21	4-12	1-3	0-0	0-1-1	1	9	1	3	1	0
at Grand Canyon	*	26	7-12	1-3	1-1	0-2-2	2	16	1	2	3	0
at UNLV	*	26	2-6	0-0	0-0	1-1-2	1	4	3	0	0	0
COLORADO STATE		INJ										
at Utah State												
WYOMING												
at Air Force												
NEVADA												
GRAND CANYON												
at Colorado State												
UTAH STATE												
at New Mexico												
at Boise State												
at UNLV												

MISCELLANEOUS STATS/TEAM RECORD

Category	2025-26 Season		Career	
	Games	W/L	Games	W/L
Double-Figure Scoring	6	3-3	6	3-3
15-Point Games	3	1-2	3	1-2
Double-Figure Rebounds	0	0-0	0	0-0
Double Doubles	0	0-0	0	0-0
Lead SDSU in Scoring	3	1-2	3	1-2
Lead SDSU in Rebounding	0	0-0	0	0-0
Lead SDSU in Assists	4	4-0	4	4-0
Multiple Three-Pointers	4	3-1	4	3-1
One Turnover or Less	10	7-3	10	7-3
Consecutive Games	Current	Long		
Consecutive Games Played	-	19		
Without Fouling Out	19	19*		
Scoring A Point	19	19*		
At Least One Three-Pointer	-	3		
One Turnover or Less	1	2		

\* - Denotes an active streak

HARRINGTON'S CAREER STATISTICS

Year	G-GS	Min.-Avg.	FG-FGA	Pct.	3P-3PA	Pct.	FT-FTA	Pct.	OR	DR	Reb	Avg.	PF-D	AT	TO	BK	ST	Pts	Avg.
25-26	19-14	392-20.6	59-123	.480	16-30	.533	26-32	.813	7	25	32	1.7	24-0	43	31	2	12	160	8.4

SEASON/CAREER HIGHS

Points

Season	10 vs. Baylor (11/26/25)
Career	27 vs. Liberty (1/11/25)+

Rebounds

Season	3 vs. Fresno State (1/10/26)
	3 vs. Baylor (11/26/25)
	3 vs. Troy (11/18/25)
Career	7 vs. LSU Alexandria (11/4/24)+

Assists

Season	6 vs. Baylor (11/26/25)
Career	20 vs. Rust College (12/21/24)+

Field Goals

Season	2 vs. Colorado State (1/28/26)
	2 at UNLV (1/24/26)
	2 at Nevada (1/6/26)
	2 vs. Air Force (12/17/25)
	2 vs. Lamar (12/10/25)
	2 vs. Baylor (11/26/25)
Career	11 vs. Liberty (1/11/25)+

Field Goals Attempted

Season	6 vs. Baylor (11/26/25)
	6 vs. Michigan (11/24/25)
Career	16 at Middle Tennessee St. (2/20/25)+
	16 vs. Liberty (1/11/25)+
	16 vs. Grand Canyon (12/16/24)+
	16 at Saint Louis (12/16/23)+

Three-Point Field Goals

Season	1 vs. Fresno State (1/10/26)
	1 at Nevada (1/6/26)
	1 vs. Air Force (12/17/25)
	1 vs. Lamar (12/10/25)
	1 vs. Michigan (11/24/25)
Career	3 at Kennesaw State (1/18/25)+
	3 vs. Grand Canyon (12/16/24)+
	3 vs. Richmond (11/26/24)+

Three-Point FG Attempted

Season	3 vs. Fresno State (1/10/26)
Career	7 at Middle Tennessee St. (2/20/25)+
	7 at New Mexico State (1/4/25)+

Free Throws

Season	6 vs. Baylor (11/26/25)
Career	11 at Middle Tennessee St. (2/20/25)+

Free Throws Attempted

Season	6 vs. Baylor (11/26/25)
Career	11 at Middle Tennessee St. (2/20/25)+

Steals

Season	2 vs. Utah Valley (12/3/25)
	2 vs. Long Beach State (11/4/25)
Career	4 vs. Florida International (1/9/25)+
	4 vs. Mississippi College (11/18/24)+

Blocked Shots

Season	1 vs. Long Beach State (11/4/25)
Career	2 vs. LSU Alexandria (11/4/24)+
	2 vs. Western Kentucky (2/7/24)+

Minutes Played

Season	23:18 vs. Long Beach State (11/4/25)
Career	45:37 vs. Middle Tenn. St. (3/13/25)+
+ - at Louisiana Tech	

HONORS

2024-25

Third-Team All-Conference USA  
Conference USA Commissioner's Honor Roll  
Icons of the Game Most Valuable Player


2023-24

Honorable Mention All-Conference USA  
Conference USA Commissioner's Honor Roll

NEWMAN JR.'S CAREER STATISTICS

Year	G-GS	Min.-Avg.	FG-FGA	Pct.	3P-3PA	Pct.	FT-FTA	Pct.	OR	DR	Reb	Avg.	PF-D	AT	TO	BK	ST	Pts	Avg.
23-24+	28-26	826-29.5	66-173	.382	16-52	.308	53-69	.768	8	78	86	3.1	46-0	146	66	6	30	201	7.2
24-25+	31-30	1033-33.3	95-246	.386	35-114	.307	83-99	.838	7	63	70	2.3	57-2	245	92	9	26	308	9.9
25-26	20-1	292-14.6	17-52	.327	5-18	.278	19-20	.950	4	18	22	1.1	18-0	49	16	1	10	58	2.9
TOTAL	79-57	2,148-27.2	178-471	.378	56-184	.304	155-188	.824	19	159	178	2.3	121-2	440	174	16	66	567	7.2

+ - at Louisiana Tech



# 4 • SEAN NEWMAN JR.

GUARD • 6-1 • 174 • SENIOR - TR

LOS ANGELES, CALIF. (CULVER CITY HIGH/FULLERTON COLLEGE/LOUISIANA TECH)

SDSU Record: 15-5 (.750)

MW Record: 9-1 (.900)

Quick Hits

- Enters the 2025-26 season with one year of eligibility.
- Ranked No. 3 in the nation in assists per game (7.9) in 2024-25.**
- Over the previous two seasons, his 6.6 assists per game are No. 6 in the nation and his 391 total assists are No. 11 in the nation.
- His 391 assists over the previous two years are 207 more than any Aztecs' total over a two-year span since the start of the 1996-97 season and since the start of the program's Division I era (1970-71) and are six better than SDSU career assist leader Tony Gwynn's 385 (1979-80 & 1980-81).
- Newman Jr.'s 245 assists in 2024-25 would have eclipsed the program's single season best 221 by Tony Gwynn during his junior season (1979-80).**

Trending

- Averages 2.9 points, 1.0 rebound and 2.4 assists per game in ten Mountain West games.
- Averages 3.0 points, 1.0 rebound and 1.6 assists per game in five away games as an Aztec.
- In 11 home games as an Aztec, averages 2.7 points, 0.9 rebounds and 2.9 assists per game.
- In four neutral games as an Aztec, averages 3.3 points, 1.8 rebounds and 2.3 assists per game.

As a Senior (2025-26 season)

- Reached double figures with ten points and a team-leading six assists against Baylor (11/26).

As a Senior at Louisiana Tech (2024-25 Season)

*CUSA Rankings: No. 1 in assists & assists per game, No. 2 in assist-to-turnover ratio & free throw percentage, No. 9 in double doubles, No. 31 in points per game*

*NCAA Rankings: No. 3 in assists per game, No. 6 in assists, No. 24 in assist-to-turnover ratio, No. 101 in free throw percentage*

- Totalled seven games (LTU was 6-1) with double digit assists
- Recorded the first three double doubles of his career, and the Bulldogs went 2-1 in those contests.
- Led the team in free throw percentage (.838) among players who attempted a minimum of three free throws per game.

As a Junior at Louisiana Tech (2023-24 Season)

*CUSA Rankings: No. 1 in assists & assists per game, No. 2 in assist-to-turnover ratio*

*NCAA Rankings: No. 43 in assists per game, No. 90 in assists, No. 101 in assist-to-turnover ratio*

- Led team and Conference USA in assists (146). His assists per game (5.2) ranked No. 43 nationally.
- Recorded eight games with double digit points, including a season-best 19 at Western Kentucky (2/28).
- Season-high 10 assists came at Florida International (2/1) among 11 games with a minimum of six assists (LTU was 8-3 in those games).

As a Sophomore at Fullerton College (2022-23 season)

- A starter in each of the team's 33 contests.
- Team went 32-1 and won the California Community College Athletic Association (CCCCAA) state title.
- Averaged 13.2 points on 51.5 percent (141-of-274) shooting, including 40.0 percent (28-of-70) from the bonus distance, and 90.6 percent (126-of-139) from the line.
- Named Orange Empire Conference Most Valuable Player and a California Community Colleges Men's Basketball Coaches Association (CCCMBCA) All-State performer.
- Reached double-digit scoring in 22of-33 contests including a junior college career-high 29 points on two occasions.

As a Freshman at Fullerton College (2021-22 season)

- Appeared in seven contests due to injury.
- Team finished 25-4 and reached the third round of the southern California Regional.
- Squad went 14-2 in Orange Empire play and won the conference title.
- Averaged 6.7 points on 40.0 percent (14-of-35) shooting, 37.5 percent (3-of-8) from distance, and 100.0 percent (16-of-16) from the line.
- Averaged 3.3 rebounds and 3.0 assists per game.

High School

- A 2021 graduate of Culver City (Calif.) High School.
- As a senior earned Ocean League Most Valuable Player.
- Was nominated for the McDonald's All-American game.
- Averaged 25.0 points, 5.0 rebounds and 4.0 assists as a senior.

2025-26 GAME-BY-GAME STATISTICS

Opponent	GS	MP	FG	3FG	FT	O-D-R	PF	TP	A	TO	S	B
LONG BEACH STATE	*	23	0-3	0-2	0-0	0-1-1	0	0	3	1	2	1
IDAHO STATE		17	0-1	0-1	0-0	0-0-0	1	0	4	0	0	0
TROY		18	1-4	0-1	2-2	2-1-3	3	4	2	1	1	0
vs. Michigan		8	1-6	1-2	0-0	0-1-1	3	3	0	0	0	0
vs. Oregon		9	0-0	0-0	0-0	0-2-2	0	0	2	1	0	0
vs. Baylor		17	2-6	0-1	6-6	1-2-3	1	10	6	3	0	0
UTAH VALLEY		17	1-1	0-0	2-2	0-1-1	1	4	3	2	2	0
LAMAR		23	2-5	1-2	3-3	0-0-0	0	8	3	1	0	0
AIR FORCE		16	2-3	1-2	0-0	0-1-1	0	5	5	0	0	0
vs. Arizona		14	0-2	0-0	0-0	0-1-1	1	0	1	1	1	0
WHITTIER		17	0-0	0-0	0-0	0-0-0	1	0	1	0	0	0
at San Jose State		13	1-5	0-0	0-0	0-2-2	1	2	1	2	1	0
BOISE STATE		7	0-0	0-0	0-0	0-0-0	0	0	3	1	0	0
at Nevada		15	2-2	1-1	0-0	0-1-1	0	5	3	1	0	0
FRESNO STATE		15	1-5	1-3	0-0	0-3-3	2	3	4	1	1	0
at Wyoming		10	0-0	0-0	2-2	0-0-0	0	2	1	0	0	0
NEW MEXICO		14	0-3	0-2	0-0	0-1-1	1	0	1	0	1	0
at Grand Canyon		9	0-1	0-1	0-0	1-0-1	1	0	1	0	0	0
at UNLV		11	2-2	0-0	2-3	0-1-1	0	6	2	0	0	0
COLORADO STATE		18	2-3	0-0	2-2	0-0-0	2	6	3	1	1	0
at Utah State												
WYOMING												
at Air Force												
NEVADA												
GRAND CANYON												
at Colorado State												
UTAH STATE												
at New Mexico												
at Boise State												
UNLV												

MISCELLANEOUS STATS/TEAM RECORD

Category	2025-26 Season Games	W/L	Career Games	W/L
Double-Figure Scoring	1	0-1	25	16-9
15-Point Games	0	0-0	6	5-1
Double-Figure Assists	0	0-0	8	7-1
Double Doubles	0	0-0	3	2-1
Led TEAM in Scoring	0	0-0	4	4-0
Led TEAM in Rebounding	0	0-0	2	1-1
Led TEAM in Assists	1	0-1	54	35-19
Multiple Three-Pointers	0	0-0	14	9-5
One Turnover or Less	17	13-4	32	23-9

Consecutive Games	Current	Long
Consecutive Games Played	23	34
Without Fouling Out	25	42
Scoring A Point	2	41
At Least One Three-Pointer	-	8
One Turnover or Less	8	8*

SEASON/CAREER HIGHS

Points

Season	21 vs. Whittier (12/22/25)
Career	21 vs. Whittier (12/22/25)

Rebounds

Season	8 vs. Whittier (12/22/25)
Career	8 vs. Whittier (12/22/25)

Assists

Season	1, 7 times, last at GCU (1/21/26)
Career	2 vs. Boise State (3/13/25) 2 vs. Nevada (3/8/25) 2 vs. UNLV (1/18/25)

Field Goals

Season	9 vs. Whittier (12/22/25)
Career	9 vs. Whittier (12/22/25)

Field Goals Attempted

Season	14 vs. Whittier (12/22/25)
Career	14 vs. Whittier (12/22/25)

Three-Point Field Goals

Season	
Career	

Three-Point FG Attempted

Season	1 vs. Fresno State (1/10/26)
Career	1 vs. Fresno State (1/10/26)

Free Throws

Season	6 vs. Lamar (12/10/25)
Career	6 vs. Lamar (12/10/25)

Free Throws Attempted

Season	12 vs. Lamar (12/10/25)
Career	12 vs. Lamar (12/10/25)

Steals

Season	3 vs. New Mexico (1/17/26)
Career	3 vs. New Mexico (1/17/26)

Blocked Shots

Season	3 vs. Utah Valley (12/3/25)
Career	3 vs. Utah Valley (12/3/25) 3 vs. Wyoming (2/1/25)


Minutes Played

Season	22:59 vs. Boise State (1/3/26)
Career	22:59 vs. Boise State (1/3/26)

HONORS

2024-25

Mountain West Preseason Freshman of the Year  
Mountain West Freshman of the Week (Dec. 9)  
Mountain West Freshman of the Week (Dec. 2)



5 • PHARAOH COMPTON (FAIR-oh)

FORWARD • 6-7 • 230 • SOPHOMORE - 1L  
CHICAGO, ILL. (ARBOR VIEW HIGH (NEV.))

SDSU Record: 35-15 (.700)  
MW Record: 22-7 (.759)

Quick Hits

- A four-star recruit according to ESPN, Rivals and 247Sports & rated the No. 1 recruit in the state of Nevada.
- His game is based around interior physicality, but is working on his mid-range shooting.
- An elite finisher around the rim with a 7-4 wingspan.

Trending

- MW Ranks (Through games of 1/28): T-6th in blocks/game (0.95)
- Averages 6.0 points and 2.2 rebounds while shooting 72.5% (74-of-104) from the field in 29 Mountain West games.
- In 14 road games, averages 4.9 points and 2.3 boards and is 65.9% (29-of-44) from the field.
- Averages 7.9 points and 2.6 rebounds per game over his last 28 games while shooting 75.8% from the field (91-of-120) during that span.
- Shot a minimum of 50.0 percent from the floor in 41 of the 47 games in which he has attempted at least one shot.
- In 26 home games as an Aztec, averages 7.8 points and 2.9 rebounds per game while shooting 72.3% (86-of-119) from the field and helping the team to a 22-4 record.
- In ten games on a neutral court, averages 5.9 points and 2.6 rebounds per game while shooting 66.7% (26-of-39) from the field.

As a Sophomore (2025-26 Season)

- Joined Magoon Gwath as the second Aztec under Brian Dutcher to have a perfect field goal percentage on a minimum of seven attempts while scoring a career-high 14 points against Idaho State (11/9).
- Scored a dozen points and matched career-highs with two steals and three blocks vs. Utah Valley (12/3).
- Pulled down six boards and made a career-high six free throws against Lamar (12/10).
- Scored 11 points while making all five of his shots against Air Force (12/17).
- Led the team and set career-highs with 21 points and eight boards in 14 minutes vs. Whittier (12/22).
- Scored 11 points and grabbed a team-leading six rebounds at San Jose State (12/30).
- Tallied 11 points again while shooting 5-of-6 from the field against Boise State (1/3).
- Scored a dozen points to go with a career-high three steals vs. New Mexico (1/17).
- Led the team with five rebounds and scored 15 points against Colorado State (1/28).

As a Freshman (2024-25 Season)

- Made his collegiate debut vs. UC San Diego (11/6) w/ six points and three boards.
- Grabbed five rebounds and had his first assist with two steals against Occidental (11/12).
- Recorded his first career block with four points and three boards vs. Gonzaga (11/18).
- Scored six points and had four rebounds against Creighton (11/26).
- Reached a then career-high with eight points on 4-of-5 shooting vs. Oregon (11/27).
- Scored in double figures for the first time with 13 points against Houston (11/30).
- Reached double figures again with a dozen points while matching a career-high with six boards vs. San Diego (12/7).
- Blocked multiple shots (3) for the first time against Wyoming (2/1).
- Matched a career-high with six rebounds at San Jose State (2/11).
- Went four-of-four from the field and scored eight points against Fresno State (2/18).
- Matched career-highs with 13 points, two assists and three free throws vs. Nevada (3/8).

High School

- A 2024 graduate of Arbor View High School in Las Vegas, Nev.
- As a senior, according to *Maxpreps*, averaged 19.7 points, while shooting 68.7 percent (224-of-326) from the floor, 9.0 rebounds, 3.6 blocks and 1.7 assists.
- First-team All-southern Nevada as a senior.
- Physically ready for the rigors of a college season.
- Can handle the basketball, score from all three levels and is also a distributor.
- Chose San Diego State over offers from LSU, Iowa, Tennessee, Arizona State, Kansas State, Ole Miss, Texas A&M, Washington State and UNLV, among others.

2025-26 GAME-BY-GAME STATISTICS

Opponent	GS	MP	FG	3FG	FT	O-D-R	PF	TP	A	TO	S	B
LONG BEACH STATE		16	2-3	0-0	2-2	3-1-4	0	6	1	1	0	1
IDAHO STATE		11	7-7	0-0	0-0	0-0-0	5	14	0	0	0	2
TROY	*	10	3-3	0-0	0-0	2-0-2	3	6	1	0	0	0
vs. Michigan		13	0-1	0-0	2-4	0-4-4	3	2	0	2	0	1
vs. Oregon		19	3-3	0-0	0-0	1-3-4	0	6	0	1	1	0
vs. Baylor		16	2-3	0-0	0-2	1-1-2	4	4	0	1	0	1
UTAH VALLEY		22	5-8	0-0	2-2	2-3-5	3	12	0	3	2	3
LAMAR		15	1-2	0-0	6-12	3-3-6	3	8	1	0	1	0
AIR FORCE		17	5-5	0-0	1-2	1-1-2	2	11	1	2	1	1
vs. Arizona		15	2-3	0-0	2-2	1-2-3	4	6	0	1	0	2
WHITTIER		14	9-14	0-0	3-6	5-3-8	1	21	1	1	0	1
at San Jose State		19	3-6	0-0	5-6	4-2-6	3	11	0	1	1	1
BOISE STATE		23	5-6	0-0	1-2	0-1-1	3	11	0	2	0	1
at Nevada		8	1-1	0-0	1-2	0-1-1	4	3	0	0	0	0
FRESNO STATE		12	2-3	0-1	0-0	0-1-1	1	4	0	0	0	2
at Wyoming		16	2-3	0-0	0-0	0-2-2	2	4	0	1	0	2
NEW MEXICO		11	5-6	0-0	2-3	2-1-3	1	12	1	0	3	0
at Grand Canyon		14	4-5	0-0	0-0	1-0-1	4	8	1	0	0	0
at UNLV		13	3-3	0-0	0-0	0-2-2	3	6	0	0	0	0
COLORADO STATE		18	6-7	0-0	3-3	0-5-5	0	15	0	1	2	1
at Utah State												
WYOMING												
at Air Force												
NEVADA												
GRAND CANYON												
at Colorado State												
UTAH STATE												
at New Mexico												
at Boise State												
UNLV												

MISCELLANEOUS STATS/TEAM RECORD

Category	2025-26 Season		Career	
	Games	W/L	Games	W/L
Double-Figure Scoring	8	8-0	11	11-0
15-Point Games	2	2-0	2	2-0
Led SDSU in Scoring	1	1-0	1	1-0
Led SDSU in Rebounding	3	3-0	4	3-1
Led SDSU in Assists	0	0-0	0	0-0
Multiple Three-Pointers	0	0-0	0	0-0
One Turnover or Less	16	12-4	39	28-11
Consecutive Games	Current	Long		
Consecutive Games Played	39	39*		
Without Fouling Out	18	27		
Scoring A Point	28	28*		
At Least One Three-Pointer	-	-		
One Turnover or Less	7	12		


\* - Denotes an active streak

COMPTON'S CAREER STATISTICS

Year	G-GS	Min-Avg.	FG-FGA	Pct.	3P-3PA	Pct.	FT-FTA	Pct.	OR	DR	Reb	Avg.	PF-D	AT	TO	BS	ST	Pts	Avg.
24-25	30-0	401-13.4	71-110	.645	0-0	.000	19-50	.380	21	51	72	2.4	73-1	13	27	15	18	161	5.4
25-26	20-1	301-15.1	70-92	.761	0-1	.000	30-48	.625	26	36	62	3.1	50-1	7	17	19	11	170	8.5
TOTALS	50-1	699-14.0	141-202	.698	0-1	.000	49-98	.500	47	87	134	2.7	122-2	20	44	34	29	331	6.6



SEASON/CAREER HIGHS	
<b>Points</b>	
Season	
Career	30 at Fresno State (2/4/25)+
<b>Rebounds</b>	
Season	
Career	9 vs. UTEP (11/25/24)+
<b>Assists</b>	
Season	
Career	8 vs. Lincoln (12/9/24)+
<b>Field Goals</b>	
Season	
Career	11 at Fresno State (2/4/25)+
<b>Field Goals Attempted</b>	
Season	
Career	18 at Fresno State (2/4/25)+
<b>Three-Point Field Goals</b>	
Season	
Career	6 at Fresno State (2/4/25)+
<b>Three-Point FG Attempted</b>	
Season	
Career	11 vs. San Diego State (2/11/25)+ 11 at Fresno State (2/4/25)+
<b>Free Throws</b>	
Season	
Career	7 vs. Utah State (1/7/25)+
<b>Free Throws Attempted</b>	
Season	
Career	10 vs. Cal Poly (12/14/24)+
<b>Steals</b>	
Season	
Career	4 at Fresno State (2/4/25)+
<b>Blocked Shots</b>	
Season	
Career	
<b>Minutes Played</b>	
Season	
Career	48:12 at Fresno State (2/4/25)+
+ - at San Jose State	



# 6 • LATRELL DAVIS (luh-TRELL)

GUARD • 6-3 • 212 • JUNIOR - TR  
LEEDS, ENGLAND (FIRST BAPTIST ACADEMY/SAN JOSE STATE)

SDSU Record: 0-0 (.000)  
MW Record: 9-28 (.243)

- Quick Hits**
- A four-star transfer recruit according to Rivals, On3, and 247Sports.
  - Is the first native of England to compete for San Diego State men's basketball since at least the start of the Fisher/Dutcher era (1999-00).

- As a Sophomore at San Jose State (2024-25 Season)**
- Was the only Spartan to appear in all 35 games, earning 9 starting assignments.
  - **His 10.3 points per game off the bench led the Mountain West and ranked No. 24 in the nation on a minimum of 26 games played as a reserve.**
  - At Fresno State (2/4), became the 11th Spartan to score at least 30 points in a game in SJSU's Mountain West era (since 2013-14).
  - Recorded 18 games with double digit points.
  - Reached at least 40.0 percent shooting from the field in 19 contests.
  - One of three players in the Mountain West to shoot at least 38.0 percent from beyond the arc.
  - In 13 games he grabbed at least four rebounds w/ a career-high 9 vs. UTEP (11/25).
  - Established career highs in nearly every statistical category.

- As A Freshman at San Jose State (2023-24 Season)**
- Appeared in his first college game against UC Irvine playing 14 minutes and pulling down three rebounds (11/7).
  - Earned his first starting assignment vs. Montana (12/17) where he finished with 12 points, 6 rebounds and a pair of assists.
  - Reached double figure scoring in eight games.
  - Scored a season-high 20 points against Wyoming (2/17), making 7-of-8 field goals and grabbing a pair of boards.
  - Top rebounding effort was seven vs. Santa Clara (12/20).
  - Shot over 40.0 percent in 18 of the 26 games in which he attempted at least one field goal.

- High School**
- A 2023 graduate of First Baptist Academy in Naples, Florida.
  - As a senior, averaged 23.7 points, 7.9 rebounds and 3.3 assists in leading the team to a regional championship and garnered first-team all-area honors.
  - As a junior, was the Florida Athletic Coaches Association (FACA) Class 2A Region 18 Player of the Year, a Class 2A first-team All-State and all-area honoree and inclusion on the Class 2A State Final Four All-Tournament Team.
  - Also competed in track and field, in the 100m, the 200m, the high jump, the long jump and the triple jump.

## 2025-26 GAME-BY-GAME STATISTICS

Opponent	GS	MP	FG	3FG	FT	O-D-R	PF	TP	A	TO	S	B
LONG BEACH STATE		DNP										
IDAHO STATE		DND										
TROY		DND										
vs. Michigan		DND										
vs. Oregon		DND										
vs. Baylor		DND										
UTAH VALLEY		DND										
LAMAR		DND										
AIR FORCE		DND										
vs. Arizona		DND										
WHITTIER		DND										
at San Jose State		DND										
BOISE STATE		DND										
at Nevada		DND										
FRESNO STATE		DND										
at Wyoming		DND										
NEW MEXICO		DND										
at Grand Canyon		DND										
at UNLV		DND										
COLORADO STATE		DND										
at Utah State												
WYOMING												
at Air Force												
NEVADA												
GRAND CANYON												
at Colorado State												
UTAH STATE												
at New Mexico												
at Boise State												
UNLV												

## MISCELLANEOUS STATS/TEAM RECORD

Category	2025-26 Season		Career	
	Games	W/L	Games	W/L
Double-Figure Scoring	0	0-0	26	12-14
15-Point Games	0	0-0	15	7-8
Double Figure Rebounds	0	0-0	0	0-0
Led SJSU in Scoring	0	0-0	8	2-6
Led SJSU in Rebounding	0	0-0	6	2-4
Led SJSU in Assists	0	0-0	6	3-3
Multiple 3-Pointers	0	0-0	12	4-8
One Turnover or Less	0	0-0	53	16-37
Consecutive Games	Current	Long		
Consecutive Games Played	44	44*		
Without Fouling Out	66	66*		
Scoring A Point	17	17*		
One Turnover or Less	1	25		

\* - Denotes an active streak

## LATRELL DAVIS' CAREER STATISTICS

Year	G-GS	Min.-Avg.	FG-FGA	Pct.	3P-3PA	Pct.	FT-FTA	Pct.	OR	DR	Reb	Avg.	PF-D	AT	TO	BS	ST	Pts	Avg.
2023-24+	31-3	430-13.9	63-123	.512	11-37	.297	39-60	.650	15	48	63	2.0	38-0	19	20	8	1	176	5.7
2024-25+	35-9	886-25.3	124-274	.453	51-133	.383	89-130	.685	22	86	108	3.1	54-0	58	43	21	0	388	11.1
25-26																			
TOTAL	66-12	1,316-19.9	187-397	.471	62-170	.365	128-190	.674	37	134	171	2.6	92-0	77	63	29	1	564	8.5

SEASON/CAREER HIGHS

Points

Season	5 vs. Whittier (12/22/25)
Career	6 vs. Saint Katherine (12/19/23)

Rebounds

Season	
Career	1 vs. Nevada (3/8/25)
	1 vs. Fresno State (2/18/25)
	1 vs. Air Force (1/8/25)
	1 vs. Occidental (11/12/24)
	1 vs. Fresno State (1/3/24)

Assists

Season	
Career	1 vs. Cal State Fullerton (11/6/23)

Field Goals

Season	2 vs. Whittier (12/22/25)
Career	2 vs. Whittier (12/22/25)
	2 vs. Saint Katherine (12/19/23)

Field Goals Attempted

Season	2 vs. Whittier (12/22/25)
Career	4 vs. Occidental (11/12/24)
	4 vs. Saint Katherine (12/19/23)

Three-Point Field Goals

Season	1 vs. Colorado State (1/28/26)
	1 vs. Whittier (12/22/25)
	1 vs. Long Beach State (11/4/25)
Career	1 vs. Colorado State (1/28/26)
	1 vs. Whittier (12/22/25)
	1 vs. Long Beach State (11/4/25)
	1 vs. North Carolina (3/18/25)
	1 vs. Saint Katherine (12/19/23)

Three-Point FG Attempted

Season	1 vs. Colorado State (1/28/26)
	1 vs. Whittier (12/22/25)
	1 vs. Oregon (11/25/25)
	1 vs. Long Beach State (11/4/25)
Career	3 vs. Occidental (11/12/24)

Free Throws

Season	
Career	1 vs. Saint Katherine (12/19/23)

Free Throws Attempted

Season	
Career	2 vs. Saint Katherine (12/19/23)

Steals

Season	
Career	

Blocked Shots

Season	
Career	

Minutes Played

Season	4:48 vs. Whittier (12/22/25)
Career	6:29 vs. Saint Katherine (12/19/23)



7 • CAM LAWIN (LAH-ween)

GUARD • 6-3 • 181 • JUNIOR - SQ  
CHICAGO, ILL. (ORR ACADEMY)

SDSU Record: 18-2 (.935)  
MW Record: 5-0 (1.000)

Quick Hits

- A non-scholarship player who is in his third season as an Aztec and has appeared in 16 contests.

As a Junior (2025-26 Season)

- Made a three-pointer in three minutes against Long Beach State (11/4).
- Attempted a three against Oregon (11/25).
- Saw a minute of action against Air Force (12/17).
- Made both his field goal attempts including a three-pointer in five minutes vs. Whittier (12/22).
- Drained another three-pointer against Colorado State (1/24).

As a Sophomore (2024-25 Season)

- Had a rebound in six minutes against Occidental (11/12).
- Took one 3-point shot in one minute vs. California (12/21).
- Grabbed a board in three minutes of action against Air Force (1/8) and did the same in two minutes vs. Fresno State (2/18).
- Pulled down another rebound against Nevada (3/8).

As a Redshirt Freshman (2023-24 Season)

- Made his college debut vs. Cal State Fullerton (11/6), where he had an assist.
- Played a career-high 2:03 against Point Loma Nazarene (11/27).
- Scored the first points of his collegiate career vs. Saint Katherine (12/19).
- Grabbed his first career rebound against Fresno State (1/3).
- Played for one minute against Colorado State (2/13).
- Saw two minutes of action at Fresno State (2/24).
- Played for three minutes vs. Yale (3/24).

As a Freshman (2022-23 Season)

- Utilized his redshirt season.

High School

- A 2022 graduate of Orr High School in Chicago, Ill.
- As a senior was a fourth-team *Chicago Sun-Times* All-City Team performer.
- Chose to attend San Diego State after offers from De Paul and Detroit Mercy.

2025-26 GAME-BY-GAME STATISTICS

Opponent	GS	MP	FG	3FG	FT	O-D-R	PF	TP	A	TO	S	B
LONG BEACH STATE		3	1-1	1-1	0-0	0-0-0	1	3	0	1	0	0
IDAHO STATE		DNP										
TROY		DNP										
vs. Michigan		DNP										
vs. Oregon		0+	0-1	0-1	0-0	0-0-0	0	0	0	0	0	0
vs. Baylor		DNP										
UTAH VALLEY		DND										
LAMAR		DNP										
AIR FORCE		1	0-0	0-0	0-0	0-0-0	0	0	0	0	0	0
vs. Arizona		DNP										
WHITTIER		5	2-2	1-1	0-0	0-0-0	0	5	0	0	0	0
at San Jose State		DNP										
BOISE STATE		DNP										
at Nevada		DNP										
FRESNO STATE		DNP										
at Wyoming		DNP										
NEW MEXICO		DNP										
at Grand Canyon		DNP										
at UNLV		DNP										
COLORADO STATE		2	1-1	1-1	0-0	0-0-0	0	0	0	0	0	0
at Utah State												
WYOMING												
at Air Force												
NEVADA												
GRAND CANYON												
at Colorado State												
UTAH STATE												
at New Mexico												
at Boise State												
UNLV												

MISCELLANEOUS STATS/TEAM RECORD

Category	2025-26 Season		Career	
	Games	W/L	Games	W/L
Double-Figure Scoring	0	0-0	0	0-0
15-Point Games	0	0-0	0	0-0
Led SDSU in Scoring	0	0-0	0	0-0
Led SDSU in Rebounding	0	0-0	0	0-0
Led SDSU in Assists	0	0-0	0	0-0
Multiple Three-Pointers	0	0-0	0	0-0
One Turnover or Less	5	5-0	19	18-1

Consecutive Games	Current	Long
Consecutive Games Played	1	2
Without Fouling Out	20	20*
Scoring A Point	2	2*
At Least One Three-Pointer	2	2*
One Turnover or Less	20	20*

\* - Denotes an active streak

HONORS

2024-25

San Diego State Scholar Athlete

2023-24

San Diego State Scholar Athlete


2022-23

San Diego State Scholar Athlete

LAWIN'S CAREER STATISTICS

Year	G-GS	Min.-Avg.	FG-FGA	Pct.	3P-3PA	Pct.	FT-FTA	Pct.	OR	DR	Reb	Avg.	PF-D	AT	TO	BS	ST	Pts	Avg.
23-24	9-0	22-2.4	2-6	.333	1-4	.250	1-3	.333	0	1	1	0.1	0-0	1	0	0	0	6	0.7
24-25	6-0	14-2.3	1-9	.111	1-7	.143	0-1	.000	2	2	4	0.7	3-0	0	1	0	0	3	0.5
25-26	5-0	11-2.2	4-5	.800	3-4	.750	0-0	.000	0	0	0	0.0	2-0	0	1	0	0	11	2.2
TOTAL	20-0	47-2.4	7-20	.350	5-15	.333	1-4	.250	2	3	5	0.3	5-0	1	2	0	0	20	1.0

SEASON/CAREER HIGHS	
Points	
Season	15 vs. Whittier (12/22/25)
	15 vs. Utah Valley (12/3/25)
Career	15 vs. Whittier (12/22/25)
	15 vs. Utah Valley (12/3/25)
Rebounds	
Season	9 at Grand Canyon (1/21/26)
Career	9 at Grand Canyon (1/21/26)
Assists	
Season	2 vs. Whittier (12/22/25)
Career	2 vs. Whittier (12/22/25)
Field Goals	
Season	6 vs. Whittier (12/22/25)
Career	6 vs. Whittier (12/22/25)
Field Goals Attempted	
Season	7 vs. Whittier (12/22/25)
Career	7 vs. Whittier (12/22/25)
Three-Point Field Goals	
Season	1 vs. Utah Valley (12/3/25)
	1 vs. Long Beach State (11/4/25)
Career	1 vs. Utah Valley (12/3/25)
	1 vs. Long Beach State (11/4/25)
Three-Point FG Attempted	
Season	1 vs. Fresno State (1/10/26)
	1 vs. Utah Valley (12/3/25)
	1 vs. Michigan (11/24/25)
	1 vs. Idaho State (11/9/25)
	1 vs. Long Beach State (11/4/25)
Career	1 vs. Fresno State (1/10/26)
	1 vs. Utah Valley (12/3/25)
	1 vs. Michigan (11/24/25)
	1 vs. Idaho State (11/9/25)
	1 vs. Long Beach State (11/4/25)
Free Throws	
Season	6 vs. Utah Valley (12/3/25)
Career	6 vs. Utah Valley (12/3/25)
Free Throws Attempted	
Season	7 vs. Utah Valley (12/3/25)
Career	7 vs. Utah Valley (12/3/25)
Steals	
Season	2 vs. Whittier (12/22/25)
Career	2 vs. Whittier (12/22/25)
Blocked Shots	
Season	2 vs. Idaho State (11/9/25)
Career	2 vs. Idaho State (11/9/25)
Minutes Played	
Season	20:28 at Grand Canyon (1/21/26)
Career	20:28 at Grand Canyon (1/21/26)



# 8 • TAE SIMMONS (tay)

FORWARD • 6-6 • 230 • FRESHMAN - HS  
SIMI VALLEY, CALIF. (HERITAGE CHRISTIAN HIGH)

SDSU Record: 14-5 (.737)  
MW Record: 8-1 (.889)

- Quick Hits**
- A four-star prospect according to ESPN & 247Sports.
  - Rated as the No. 18 recruit in the state, No. 36 in the region and No. 41 in the nation at his position.
  - Surpassed 1,000 rebounds and scored more than 1,000 points in his high school career.

- Trending**
- Averages 3.8 points and 2.9 rebounds per game while shooting 63.6% (14-of-22) from the field in nine Mountain West contests.
  - Averages 5.2 points and 3.2 rebounds while shooting 68.8% (11-of-16) in five road games.
  - In ten home games as an Aztec, averages 5.4 points and 3.4 rebounds per game while shooting 66.7% (18-of-27) from the field and 50.0% (2-of-4) from beyond the arc.
  - In four games on a neutral floor, averages 3.0 points and 1.8 rebounds per game and is shooting 75.0% (6-of-8) from the field.

- As a Freshman (2025-26 Season)**
- Against Long Beach State (11/4), scored 10 points to go with seven boards, becoming the first Aztec freshman since 2015 to score in double figures in the season opener.
  - Scored a career-high 15 points and pulled down a team-leading seven rebounds against Utah Valley (12/3).
  - Matched career-highs with 15 points and seven boards and had a career-high two steals while shooting 6-of-7 from the field vs. Whittier (12/22/25).
  - Scored ten points at Wyoming (1/14).
  - Led the team with a career-high nine boards to go with eight points at Grand Canyon (1/21).

- High School**
- A 2025 graduate of Heritage Christian High School in Northridge, Calif.
  - A four-year letterwinner, who was Open Division All-CIF as well as Olympic League Offensive MVP as a senior.
  - A four-time all-state and All-Olympic League performer who also earned league Defensive MVP honors after his junior season.
  - Averaged 20.8 points, 10.7 rebounds, 1.7 steals and 1.5 blocks per game as a junior, shooting 66% overall and 80% from the line in earning 2023-24 2AA All-CIF Southern Section designation.
  - In his four years, the Warriors went 93-34, including a 28-5 mark in Olympic League play and won three league championships.
  - Chose San Diego State over offers from Loyola Marymount, Grand Canyon, Utah State and Yale, among others.

## 2025-26 GAME-BY-GAME STATISTICS

Opponent	GS	MP	FG	3FG	FT	O-D-R	PF	TP	A	TO	S	B
LONG BEACH STATE	18	4-6	1-1	1-2	4-3-7	2	10	0	1	1	0	
IDAHO STATE	15	1-2	0-1	1-2	0-1-1	1	3	0	0	1	2	
TROY	5	0-0	0-0	0-0	1-0-1	1	0	0	1	0	0	
vs. Michigan	10	0-2	0-1	0-0	0-0-0	0	0	0	0	1	0	
vs. Oregon	4	1-1	0-0	0-0	1-0-1	0	2	0	0	0	0	
vs. Baylor	13	3-3	0-0	0-0	0-1-1	1	6	0	0	0	0	
UTAH VALLEY	14	4-6	1-1	6-7	4-3-7	2	15	0	1	0	0	
LAMAR	11	0-0	0-0	3-4	0-1-1	2	3	0	0	0	0	
AIR FORCE	7	0-0	0-0	0-0	0-1-1	0	0	0	0	0	0	
vs. Arizona	15	2-2	0-0	0-0	1-4-5	2	4	0	1	1	0	
WHITTIER	11	6-7	0-0	3-4	3-4-7	0	15	2	1	2	0	
at San Jose State	6	1-1	0-0	0-0	1-1-2	0	2	0	1	0	0	
BOISE STATE	INJ											
at Nevada	7	1-3	0-0	0-2	0-0-0	2	2	1	0	1	0	
FRESNO STATE	11	1-2	0-1	0-0	0-2-2	2	2	0	0	0	0	
at Wyoming	14	4-6	0-0	2-2	1-1-2	2	10	0	0	0	0	
NEW MEXICO	9	2-4	0-0	1-2	2-0-2	1	5	0	0	0	0	
at Grand Canyon	20	3-4	0-0	2-2	3-6-9	3	8	0	0	1	0	
at UNLV	15	2-2	0-0	0-0	0-3-3	3	4	0	0	0	0	
COLORADO STATE	13	0-0	0-0	1-2	1-4-5	2	1	0	2	0	0	
at Utah State												
WYOMING												
at Air Force												
NEVADA												
GRAND CANYON												
at Colorado State												
UTAH STATE												
at New Mexico												
at Boise State												
UNLV												

## MISCELLANEOUS STATS/TEAM RECORD

Category	2025-26 Season		Career	
	Games	W/L	Games	W/L
Double-Figure Scoring	4	4-0	4	4-0
15-Point Games	2	2-0	2	2-0
Led SDSU in Scoring	0	0-0	0	0-0
Led SDSU in Rebounding	4	2-2	4	2-2
Led SDSU in Assists	0	0-0	0	0-0
Multiple Three-Pointers	0	0-0	0	0-0
One Turnover or Less	18	13-5	18	13-5

Consecutive Games	Current	Long
Consecutive Games Played	7	12
Without Fouling Out	19	19*
Scoring A Point	10	10*
At Least One Three-Pointer	-	1
One Turnover or Less	-	18

\* - Denotes an active streak

## SIMMONS' CAREER STATISTICS

Year	G-GS	Min.-Avg.	FG-FGA	Pct.	3P-3PA	Pct.	FT-FTA	Pct.	OR	DR	Reb	Avg.	PF-D	AT	TO	BS	ST	Pts	Avg.
25-26	19-0	220-11.6	35-51	.686	2-5	.400	20-29	.690	22	35	57	3.0	26-0	3	8	2	8	92	4.8



SEASON/CAREER HIGHS

Points

Season	2 vs. Whittier (12/22/25)
Career	2 vs. Whittier (12/22/25)

Rebounds

Season	1 vs. Whittier (12/22/25)
Career	1 vs. Whittier (12/22/25)

Assists

Season	
Career	

Field Goals

Season	1 vs. Whittier (12/22/25)
Career	1 vs. Whittier (12/22/25)

Field Goals Attempted

Season	2 vs. Whittier (12/22/25)
Career	2 vs. Whittier (12/22/25)

Three-Point Field Goals

Season	
Career	

Three-Point FG Attempted

Season	1 vs. Whittier (12/22/25)
Career	1 vs. Whittier (12/22/25)

Free Throws

Season	
Career	

Free Throws Attempted

Season	
Career	

Steals


Season	
Career	

Blocked Shots

Season	
Career	

Minutes Played

Season	4:48 vs. Whittier (12/22/25)
Career	4:48 vs. Whittier (12/22/25)



9 • RAYMAR GONZALES

GUARD • 6-3 • 165 • REDSHIRT FRESHMAN - HS  
SAN DIEGO, CALIF. (EASTLAKE HIGH)

SDSU Record: 3-0 (1.000)  
MW Record: 2-0 (1.000)

Quick Hits

- A non-scholarship player who is in his second season as an Aztec.

As a Redshirt Freshman (2025-26 Season)

- Made his collegiate debut, playing 1:01 against Air Force (12/17).
- Played for five minutes, making his first collegiate basket and grabbing his first rebound vs. Whittier (12/22).
- Saw 1:40 of action against Colorado State (1/28).

As a Freshman (2024-25 Season)

- Utilized his redshirt season.

High School

- A 2024 graduate of Eastlake (Calif.) High School.
- As a senior was a second-team All-Metro-Mesa League performer.
- Averaged 12.8 points on 48.0 percent shooting, 8.1 rebounds, 7.4 assists and 2.3 steals per game in his final high school season.

2025-26 GAME-BY-GAME STATISTICS

Opponent	GS	MP	FG	3FG	FT	O-D-R	PF	TP	A	TO	S	B
LONG BEACH STATE		DND										
IDAHO STATE		DNP										
TROY		DNP										
vs. Michigan		INJ										
vs. Oregon		INJ										
vs. Baylor		INJ										
UTAH VALLEY		DNP										
LAMAR		DNP										
AIR FORCE	1	0-0	0-0	0-0	0-0-0	0	0	0	0	0	0	0
vs. Arizona		DNP										
WHITTIER	5	1-2	0-1	0-0	1-0-1	0	2	0	0	0	0	0
at San Jose State		DNP										
BOISE STATE		DNP										
at Nevada		DNP										
FRESNO STATE		DNP										
at Wyoming		DNP										
NEW MEXICO		DNP										
at Grand Canyon		DNP										
at UNLV		DNP										
COLORADO STATE	2	0-0	0-0	0-0	0-0-0	1	0	0	0	0	0	0
at Utah State												
WYOMING												
at Air Force												
NEVADA												
GRAND CANYON												
at Colorado State												
UTAH STATE												
at New Mexico												
at Boise State												
UNLV												

MISCELLANEOUS STATS/TEAM RECORD

Category	2025-26 Season		W/L	Career		W/L
	Games			Games		
Double-Figure Scoring	0	0-0		0		0-0
15-Point Games	0	0-0		0		0-0
Led SDSU in Scoring	0	0-0		0		0-0
Led SDSU in Rebounding	0	0-0		0		0-0
Led SDSU in Assists	0	0-0		0		0-0
Multiple Three-Pointers	0	0-0		0		0-0
One Turnover or Less	3	3-0		3		3-0
Consecutive Games	Current			Long		
Consecutive Games Played	1			1*		
Without Fouling Out	3			3*		
Scoring A Point	-			1		
At Least One Three-Pointer	-			-		
One Turnover or Less	3			3*		

\* - Denotes an active streak

GONZALES' CAREER STATISTICS

Year	G-GS	Min.-Avg.	FG-FGA	Pct.	3P-3PA	Pct.	FT-FTA	Pct.	OR	DR	Reb	Avg.	PF-D	AT	TO	BS	ST	Pts	Avg.
25-26	3-0	8-2.7	1-2	.500	0-1		0-0	.000	1	0	1	0.3	2-0	0	1	0	0	2	0.7

SEASON/CAREER HIGHS

Points

Season	22 vs. Boise State (1/3/26)
Career	22 vs. Boise State (1/3/26)

Rebounds

Season	10 vs. Boise State (1/3/26)
Career	10 vs. Boise State (1/3/26)

Assists

Season	6 vs. Boise State (1/3/26)
	6 vs. Air Force (12/17/25)
Career	6 vs. Boise State (1/3/26)
	6 vs. Air Force (12/17/25)

Field Goals

Season	7 at San Jose State (12/30/25)
Career	7 at San Jose State (12/30/25)
	7 vs. Oregon (11/27/24)
	7 vs. Creighton (11/26/24)

Field Goals Attempted

Season	15 vs. Boise State (1/3/26)
Career	15 vs. Boise State (1/3/26)

Three-Point Field Goals

Season	4 vs. Air Force (12/17/25)
Career	4 vs. Air Force (12/17/25)
	4 at Wyoming (3/1/25)
	4 at Utah State (2/22/25)

Three-Point FG Attempted

Season	6 vs. Boise State (1/3/26)
	6 vs. Air Force (12/17/25)
Career	7 at Wyoming (3/1/25)
	7 at Utah State (2/22/25)
	7 vs. Wyoming (2/1/25)

Free Throws

Season	8 vs. Utah Valley (12/3/25)
	8 vs. Troy (11/18/25)
Career	8 vs. Utah Valley (12/3/25)
	8 vs. Troy (11/18/25)

Free Throws Attempted

Season	9 vs. Boise State (1/3/26)
Career	9 vs. Boise State (1/3/26)

Steals


Season	4 vs. Boise State (1/3/26)
Career	5 vs. Houston (11/30/24)
	5 vs. Occidental (11/12/24)

Blocked Shots

Season	2 vs. Lamar (12/10/25)
Career	2 vs. Lamar (12/10/25)

Minutes Played

Season	40:32 vs. Boise State (1/3/26)
Career	40:32 vs. Boise State (1/3/26)



# 10 • BJ DAVIS

GUARD • 6-2 • 175 • JUNIOR - 11  
MODESTO, CALIF. (MODESTO CHRISTIAN HIGH)

SDSU Record: 46-17 (.730)

MW Record: 27-7 (.794)

Quick Hits

- A four-star prospect according to 247Sports.com who was rated, at the time of his signing, the No. 122 recruit nationally, the No. 17 point guard and No. 18 overall in California.

Trending

- MW Ranks (Through games of 1/28): 3rd in FT% (.863, min. 2.5 FT/G), T-10th in steals/G (1.30)
- In 34 career Mountain West games, averages 8.1 points, 2.8 rebounds and 1.7 assists per game.
- Averages 7.8 points, 2.8 rebounds and 1.3 assists per game in 18 career away games.
- Reached double figures in 15 games last year and in 11 games this year including seven straight.
- In 32 home games as an Aztec, averages 7.8 points, 2.5 rebounds and 1.5 assists per game while shooting 90.3% (56-of-62) from the free throw line and helping the team to a 28-4 record.
- In 13 college games on a neutral floor, averages 9.3 points, 2.6 rebounds and 1.1 assists per game and is shooting 43.3% (42-of-97) from the field and 38.5% (15-of-39) from deep.

As a Junior (2025-26 Season)

- Scored 15 points with three assists while going 8-of-8 from the free throw line against Troy (11/18).
- Scored a career-high 21 points on 6-of-7 shooting and equaled a career-best four assists against Oregon (11/25).
- Tallied over ten points for the fourth straight game (11) against Baylor (11/26).
- Led the team with 18 points including going 8-of-8 from the charity stripe vs. Utah Valley (12/3).
- Scored in double figures for the sixth straight game (16 points), logged his first career multi-block game (2) and pulled down a season-high five rebounds against Lamar (12/10).
- Scored a team-leading 19 points and dished out a career-high six assists without turning the ball over vs. Air Force (12/17).
- Paced the team with 18 points and matched a career-high with seven field goals at SJSU (12/30).
- Recorded his first career double-double with career-high 22 points and ten rebounds while matching a career-high with six assists and setting a season-high with four steals vs. Boise State (1/3).
- Led the team with seven boards and had ten points, four assists and three steals at Nevada (1/6).

As a Sophomore (2024-25 Season)

- Reached double figures with 11 points and four rebounds against UC San Diego (11/6).
- Tallied then career-highs with 16 points and five steals against Occidental (11/12).
- Became the second Aztec 6'2" or shorter with at least 18 points and nine rebounds in a game since at least 1996-97 against Creighton (11/26).
- Reached 18 points for the second consecutive game vs. Oregon (11/27).
- Tallied five steals against Houston (11/30).
- Matched a then career-high with three assists to go with 13 points and seven boards at Fresno State (12/4).
- Matched a then career-high with 18 points including four three-pointers at Wyoming (3/1).

As a Freshman (2023-24 Season)

- Made his college debut in 13:38 minutes of action vs. Cal State Fullerton (11/6).
- Recorded the first two points and first two steals of his college career against Point Loma Nazarene (11/27).
- Made his first career field goal and had his first rebounds and assist vs. Saint Katherine (12/19).
- Blocked a shot for the first time in his career against Fresno State (1/3).
- Saw three minutes of action at Air Force (2/6).
- Scored four points in four minutes against Yale (3/24).

High School

- A 2023 graduate of Modesto (Calif.) High School.
- In his senior campaign he averaged 18.4 points, 5.8 rebounds, 4.4 assists, and 1.9 steals, while shooting 44.8 percent from the field, 43.9 percent from distance and 82.4 percent from the line according to *MaxPreps*.
- In leading the Crusaders to a Sac-Joaquin Section Division I championship and the NorCal Regional Open Division final, was named a California All-State third-team honoree, the Sac-Joaquin Section co-MVP, and the Sacramento Bee's Player of the Year in his senior campaign.
- In two varsity seasons, according to *MaxPreps*, his teams went 57-13, including 23-1 in Tri-City Athletic League (TCAL) action.
- Completed his high school career with over 1,400 points, 500 rebounds and 400 assists.
- Chose San Diego State over the likes of Washington, Ole Miss, Washington State as well as Boise State, Fresno State, Wyoming and San Francisco among others.

2025-26 GAME-BY-GAME STATISTICS

Opponent	GS	MP	FG	3FG	FT	O-D-R	PF	TP	A	TO	S	B
LONG BEACH STATE	21	2-8	2-4	0-0	1-3-4	2	6	0	1	3	0	0
IDAHO STATE	15	1-3	1-2	0-0	0-1-1	1	3	0	2	0	0	0
TROY	24	3-12	1-3	8-8	1-0-1	5	15	3	2	2	1	0
vs. Michigan	17	3-8	2-4	3-3	1-2-3	3	11	0	1	0	0	0
vs. Oregon	21	6-7	3-4	6-7	0-2-2	1	21	4	1	2	0	0
vs. Baylor	21	4-7	0-2	3-3	0-2-2	2	11	1	0	1	0	0
UTAH VALLEY	24	4-8	2-4	8-8	1-3-4	1	18	2	2	1	0	0
LAMAR	22	5-8	1-1	5-5	0-5-5	1	16	2	0	2	2	0
AIR FORCE	27	6-11	4-6	3-4	0-2-2	1	19	6	0	1	0	0
vs. Arizona	20	1-12	0-3	2-3	0-3-3	1	4	2	0	1	0	0
WHITTIER	16	1-3	1-1	2-2	0-3-3	1	5	4	0	0	0	0
at San Jose State	21	7-10	1-1	3-4	0-3-3	3	18	2	0	0	0	0
BOISE STATE	41	6-15	3-6	7-9	2-8-10	2	22	6	2	4	0	0
at Nevada	27	2-8	0-4	6-7	3-4-7	2	10	4	1	3	0	0
FRESNO STATE	15	1-4	0-3	0-0	1-0-1	1	2	1	0	1	0	0
at Wyoming	24	4-5	0-1	0-1	0-4-4	1	8	1	0	2	0	0
NEW MEXICO	20	4-6	0-1	1-1	0-1-1	4	9	2	3	0	0	0
at Grand Canyon	20	3-6	1-2	4-6	1-5-6	2	11	1	0	0	0	0
at UNLV	13	0-2	0-0	0-0	0-0-0	2	0	2	1	1	1	1
COLORADO STATE	*	29	3-8	1-3	2-2	0-3-3	0	9	5	1	2	0
at Utah State												
WYOMING												
at Air Force												
NEVADA												
GRAND CANYON												
at Colorado State												
UTAH STATE												
at New Mexico												
at Boise State												
UNLV												

MISCELLANEOUS STATS/TEAM RECORD

Category	2025-26 Season Games	W/L	Career Games	W/L
Double-Figure Scoring	11	7-4	26	17-9
15-Point Games	7	6-1	13	10-3
Lead SDSU in Scoring	5	5-0	9	8-1
Lead SDSU in Rebounding	2	2-0	4	3-1
Lead SDSU in Assists	5	4-1	7	4-3
Multiple Three-Pointers	6	5-1	20	13-7
One Turnover or Less	15	10-5	50	36-14
Consecutive Games	Current	Long		
Consecutive Games Played	53	53*		
Without Fouling Out	17	19		
Scoring A Point	1	25		
At Least One Three-Pointer	1	7		
One Turnover or Less	3	15		

\* - Denotes an active streak

## BJ DAVIS' CAREER STATISTICS

Year	G-GS	Min.-Avg.	FG-FGA	Pct.	3P-3PA	Pct.	FT-FTA	Pct.	OR	DR	Reb	Avg.	PF-D	AT	TO	BK	ST	Pts	Avg.
23-24	12-0	66-5.5	3-15	.200	1-11	.091	7-9	.778	0	5	5	0.4	13-0	1	4	1	2	14	1.2
24-25	31-31	741-23.9	97-229	.424	42-117	.359	43-55	.782	15	78	93	3.0	82-2	38	29	5	48	279	9.0
25-26	20-1	439-22.0	66-151	.437	23-55	.418	63-73	.863	11	55	66	3.3	36-1	48	17	4	26	218	10.9
TOTAL	63-32	1,251-19.9	166-395	.420	66-183	.361	113-137	.825	26	138	164	2.6	131-3	87	50	10	76	511	8.1

SEASON/CAREER HIGHS

<b>Points</b>	
Season	24 vs. Troy (11/18/25)
Career	25 vs. Colorado State (1/14/25)
<b>Rebounds</b>	
Season	8 at Grand Canyon (1/21/26)
	8 vs. New Mexico (1/17/26)
	8 vs. Long Beach State (11/4/25)
Career	11 at Fresno State (12/4/24)
<b>Assists</b>	
Season	6 vs. Fresno State (1/10/26)
	6 vs. Idaho State (11/9/25)
Career	9 at Nevada (1/25/25)
<b>Field Goals</b>	
Season	7 at UNLV (1/24/26)
	7 vs. Troy (11/18/25)
Career	8 vs. Colorado State (1/14/25)
	8 at Boise State (1/4/25)
<b>Field Goals Attempted</b>	
Season	13 at Nevada (1/6/25)
Career	20 vs. UNLV (1/18/25)
<b>Three-Point Field Goals</b>	
Season	5 at UNLV (1/24/26)
Career	5 at UNLV (1/24/26)
	5 vs. Colorado State (1/14/25)
<b>Three-Point FG Attempted</b>	
Season	8 vs. Baylor (11/26/25)
	8 vs. Troy (11/18/25)
Career	12 vs. UNLV (1/18/25)
<b>Free Throws</b>	
Season	8 vs. New Mexico (1/17/26)
Career	8 vs. New Mexico (1/17/26)
<b>Free Throws Attempted</b>	
Season	9 vs. New Mexico (1/17/26)
Career	9 vs. New Mexico (1/17/26)
<b>Steals</b>	
Season	6 vs. Idaho State (11/9/25)
Career	7 vs. Colorado State (1/14/25)
<b>Blocked Shots</b>	
Season	4 vs. New Mexico (1/17/26)
Career	4 vs. New Mexico (1/17/26)
	4 vs. UC San Diego (11/6/24)
	4 vs. New Mexico (2/16/24)
<b>Minutes Played</b>	
Season	39:19 vs. Boise State (1/3/26)
Career	39:19 vs. Boise State (1/3/26)

HONORS


**2025-26**  
Preseason Mountain West Player of the Year  
Preseason All-Mountain West  
Julius Erving Award Preseason Watch List

**2024-25**  
Second Team All-Mountain West  
Mountain West All-Defensive Team  
Players Era Festival All-Tournament Team  
Mountain West Player of the Week (Dec. 2)  
Julius Erving Award Top 10 Watch List  
Academic All-Mountain West  
San Diego State Scholar Athlete

**2023-24**  
San Diego State Scholar Athlete

BYRD'S CAREER STATISTICS

Year	G-GS	Min.-Avg.	FG-FGA	Pct.	3P-3PA	Pct.	FT-FTA	Pct.	OR	DR	Reb	Avg.	PF-D	AT	TO	BL	ST	Pts	Avg.
22-23	4-0	40-10.0	7-13	.538	2-7	.286	1-2	.500	0	2	2	0.5	3-0	6	4	0	2	17	4.3
23-24	34-0	479-14.1	46-121	.380	23-74	.311	22-26	.846	12	74	86	2.5	44-0	31	30	20	27	137	4.0
24-25	30-30	901-30.0	118-310	.381	53-176	.301	79-95	.832	27	105	132	4.4	64-2	82	47	33	64	368	12.3
25-26	20-20	553-27.7	75-174	.431	29-85	.341	41-51	.804	8	75	83	4.2	39-0	55	39	19	43	220	11.0
TOTAL	88-50	1,976-22.5	246-618	.398	107-342	.313	143-174	.822	47	256	303	3.4	150-2	174	120	72	136	742	8.4



21 • MILES BYRD

GUARD • 6-6 • 190 • JUNIOR - 2L  
STOCKTON, CALIF. (LINCOLN HIGH)

SDSU Record: 63-25 (.716)  
MW Record: 34-14 (.708)

Quick Hits

- In 2024-25, his first season as a starter, he set career-bests in every statistical category
- A four-star prospect according to 247Sports.com who was rated, at the time of his signing, the No. 89 recruit nationally, the No. 20 shooting guard and No. 10 overall in California.
- He was one of just four Division I players in the nation to notch both a 4.0 block rate and 4.0 steal rate in 2024-25.

Trending

- MW Ranks (Through games of 1/28): 2nd in steals/game (2.15), T-6th in blocks/game (0.95), T-12th in def. reb./game (3.75)
- In 48 Mountain West games, averages 9.5 points, 3.9 rebounds and 2.3 assists.
- Averages 9.1 points, 3.6 rebounds and 2.1 assists per game in 27 career road games.
- When he hits multiple field goals, the team is 42-15 and he is scoring 11.8 points per game.
- In games where he dishes out at least two assists, the team is 36-13.
- In 43 home games as an Aztec, averages 8.7 points, 3.6 rebounds and 2.1 assists per game while shooting 86.4% (76-of-88) from the free throw line and leading the team to a 38-5 record.
- In 18 games on a neutral floor, averages 6.8 points, 2.9 rebounds and 1.5 assists per game.

As a Junior (2025-26 Season)

- Became the first Aztec since at least 1996-97 with at least six assists and six steals in a game against a D1 opponent vs. Idaho State (11/9).
- Made SDSU's first halfcourt buzzer beater at the end of regulation to tie or win a game since Brandon Heath on Nov. 10, 2006, and scored 24 points against Troy (11/18).
- Paced SDSU with 19 points and four assists against Lamar (12/10).
- Put up 21 points, eight rebounds, three steals and four assists vs. New Mexico (1/17).
- Scored 23 points while shooting 5-of-5 from deep and had 5 assists and 4 steals at UNLV (1/24).

As a Sophomore (2024-25 Season)

- Became the second D1 player since 2014-15 with at least 20 points, eight rebounds, five steals and four blocks in a game against UC San Diego (11/6).
- Grabbed double-digit rebounds (11) for the first time, scoring nine points at Fresno State (12/4).
- Totaled 22 points on 8-of-15 shooting at Boise State (1/4).
- Became the first Aztec since at least 1996-97 with 25 points, seven steals and five rebounds in a game vs. Colorado State (1/14).
- Totaled 21 points against UNLV (1/18).
- Became the first Aztec since at least 1996-97 with nine assists, three steals and a block in a game at Nevada (1/25).
- Became the first player in MW history and third nationally since 1996-97 with 15 points, ten rebounds, six assists, four steals, three blocks and multiple threes in a game at UNLV (3/4).

As a Freshman (2023-24 Season)

- Scored a season-high 13 points at New Mexico (1/13).
- Blocked a career-high four shots and matched a then career-high with a team-leading six assists vs. New Mexico, becoming the first Aztec to do both since at least 1996-97.

- As a Redshirt Freshman (2022-23)
- Collegiate debut came vs Cal State Fullerton (11/7) where he knocked down his first FG attempt.

High School

- A 2022 graduate of Lincoln High School in Stockton, California.
- A four-star prospect according to 247Sports.com who was rated, at the time of his signing, the No. 89 recruit nationally, the No. 20 shooting guard and No. 10 overall in California.
- In his senior campaign he averaged 17.2 points, 5.2 rebounds, 3.3 assists, 2.8 steals and 1.2 blocks according to MaxPreps.
- As a senior was a McDonald's All-American nominee, named first team All-Northern California by MaxPreps, first-team all-state by CalHiSports and the SachSports Winter Player of the Year, TCAL co-Most Valuable Player of the Year.
- In three varsity seasons, according to MaxPreps, his teams went 58-11, including 26-4 in Tri-City Athletic League (TCAL) action and, as a senior, won the TCAL title for the first time since 2018 and its first playoff game since 2013.
- He led the program to the state playoffs for the first time since 1982.
- In the classroom, earned inclusion on the West team of the All-Academic All-America Game as a senior and was an honor roll designee in six of his eight high school semesters
- In a shortened junior campaign, due to COVID, he averaged 16.8 points, 6.8 rebounds 3.5 assists, 3.5 steals and 2.2 blocks
- Chose San Diego State over the likes of Villanova, Washington, Minnesota, Saint Mary's, and Colorado State among others.

2025-26 GAME-BY-GAME STATISTICS

Opponent	GS	MP	FG	3FG	FT	O-D-R	PF	TP	A	TO	S	B
LONG BEACH STATE	*	30	5-10	3-5	0-0	1-7-8	1	13	3	1	1	1
IDAHO STATE	*	29	2-4	0-2	0-0	0-1-1	1	4	6	2	6	0
TROY	*	37	7-12	4-8	6-7	0-3-3	4	24	3	2	0	1
vs. Michigan	*	26	2-8	1-3	0-1	1-0-1	2	5	0	1	0	0
vs. Oregon	*	26	3-7	1-4	0-0	0-4-4	4	7	3	4	1	1
vs. Baylor	*	27	5-12	2-8	1-1	0-4-4	2	13	2	3	0	0
UTAH VALLEY	*	20	0-5	0-3	0-1	0-1-1	1	0	1	1	2	0
LAMAR	*	30	6-10	3-5	4-4	1-4-5	0	19	4	3	2	2
AIR FORCE	*	18	1-8	0-2	0-0	2-3-5	0	2	1	2	3	0
vs. Arizona	*	24	2-7	0-3	3-4	1-1-2	1	7	1	0	1	0
WHITTIER	*	19	3-6	0-1	0-0	0-6-6	2	6	1	1	1	1
at San Jose State	*	27	4-9	1-3	2-3	1-4-5	2	11	2	2	4	1
BOISE STATE	*	39	4-11	1-4	4-6	0-5-5	3	13	2	2	3	2
at Nevada	*	32	6-13	2-6	0-0	0-4-4	2	14	5	1	2	1
FRESNO STATE	*	23	5-10	0-3	0-1	1-5-6	0	10	6	2	2	0
at Wyoming	*	23	3-7	2-4	4-4	0-3-3	2	12	4	1	1	2
NEW MEXICO	*	31	5-9	3-6	8-9	0-8-8	4	21	3	4	3	4
at Grand Canyon	*	32	2-10	0-6	2-2	0-8-8	1	6	3	3	4	3
at UNLV	*	33	7-8	5-5	4-4	0-1-1	4	23	5	3	4	0
COLORADO STATE	*	25	3-8	1-4	3-4	0-3-3	3	10	0	1	3	0
at Utah State												
WYOMING												
at Air Force												
NEVADA												
GRAND CANYON												
at Colorado State												
UTAH STATE												
at New Mexico												
at Boise State												
UNLV												

MISCELLANEOUS STATS/TEAM RECORD

2025-26 Season		Career		
Category	Games	W/L	Games	W/L
Double-Figure Scoring	12	10-2	33	24-9
15-Point Games	4	3-1	13	10-3
Double Doubles	0	0-0	1	0-1
Led SDSU in Scoring	7	5-2	16	11-5
Led SDSU in Rebounding	1	1-0	6	4-2
Led SDSU in Assists	8	7-1	17	13-4
Multiple Three-Pointers	8	6-2	28	21-7
One Turnover or Less	8	6-2	53	40-13
Consecutive Games		Current	Long	
Consecutive Games Played		49	49*	
Without Fouling Out		34	47	
Scoring A Point		13	34	
At Least One Three-Pointer		2	9	
One Turnover or Less		1	13	

\* - Denotes an active streak




SEASON/CAREER HIGHS

<b>Points</b>	
Season	13 at UNLV (1/24/26)
Career	14 at Nevada (1/25/25) 14 vs. Occidental (11/12/24)
<b>Rebounds</b>	
Season	6 at Nevada (1/6/26) 6 vs. Whittier (12/22/25)
Career	7 at Air Force (1/22/25) 7 vs. UNLV (1/18/25)
<b>Assists</b>	
Season	9 vs. Whittier (12/22/25)
Career	9 vs. Whittier (12/22/25)
<b>Field Goals</b>	
Season	4 vs. Colorado State (1/28/26) 4 at UNLV (1/24/26) 4 vs. New Mexico (1/17/26)
Career	5 at Air Force (1/22/25) 5 vs. Occidental (11/12/24)
<b>Field Goals Attempted</b>	
Season	9 at Nevada (1/6/26) 9 vs. Long Beach State (11/4/25)
Career	11 vs. Air Force (1/8/25)
<b>Three-Point Field Goals</b>	
Season	3 vs. Air Force (12/17/25)
Career	4 at Nevada (1/25/25) 4 vs. Occidental (11/12/24)
<b>Three-Point FG Attempted</b>	
Season	4 vs. Whittier (12/22/25) 4 vs. Long Beach State (11/4/25)
Career	7 vs. Occidental (11/12/24)
<b>Free Throws</b>	
Season	5 vs. Long Beach State (11/4/25)
Career	5 vs. Long Beach State (11/4/25) 5 vs. Wyoming (2/1/25)
<b>Free Throws Attempted</b>	
Season	6 vs. Long Beach State (11/4/25)
Career	6 vs. Long Beach State (11/4/25) 6 at Utah State (2/22/25) 6 vs. Wyoming (2/1/25)
<b>Steals</b>	
Season	2 vs. Colorado State (1/28/26) 2 vs. Fresno State (1/10/26) 2 at San Jose State (12/30/25) 2 vs. Utah Valley (12/3/25)
Career	3 vs. Utah State (12/28/24) 3 vs. California (12/21/24)
<b>Blocked Shots</b>	
Season	1 at Grand Canyon (1/21/26) 1 vs. Oregon (11/25/25)
Career	2 vs. UNLV (1/18/25) 2 vs. Creighton (11/26/24)
<b>Minutes Played</b>	
Season	28:33 vs. Troy (11/18/25)
Career	28:33 vs. Troy (11/18/25)

HONORS

2024-25  
Mountain West Freshman of the Week (Nov. 17)  
Mountain West Freshman of the Week (Jan. 6)  
Mountain West Scholar-Athlete  
Academic All-Mountain West  
San Diego State Scholar Athlete



24 • TAJ DeGOURVILLE (TAH-zh DUH-gore-vil)

GUARD • 6-5 • 211 • SOPHOMORE - 11  
LAS VEGAS, NEV. (WASATCH ACADEMY (UTAH))

SDSU Record: 36-14 (.720)  
MW Record: 23-7 (.767)

Quick Hits

- The only freshman to appear in all 31 games for San Diego State in 2024-25.
- Grew up and played AAU basketball with fellow sophomore Pharaoh Compton.
- A four-star recruit according to ESPN and three-star prospect from Rivals and 247Sports & rated the No. 2 recruit in the state of Nevada.
- A physical guard who can handle the basketball, score from all three levels and compete on the defensive end.
- Finished the 2024-25 season leading SDSU freshman, and ranking No. 2 among Mountain West freshman and No. 3 on the team in assists (57).
- Among Mountain West freshmen, was ranked No. 8 in scoring and No. 6 in rebounds and field goals.

Trending

- In 30 Mountain West games, averages 6.2 points, 2.9 rebounds and 1.8 assists per game.
- Averages 7.1 points, 2.9 rebounds and 1.1 assists per game in 15 career away games.
- Scored four or more points in 35 of the 41 games in which he appeared in the scoring column.
- In 26 home games as an Aztec, averages 5.5 points, 3.1 rebounds and 2.8 assists per game.
- In ten games on a neutral floor, is averaging 2.8 points, 2.0 rebounds and 1.6 assists per game.

As a Sophomore (2025-26 Season)

- Reached double figures with ten points including a career-high-tying five free throws in the season opener against Long Beach State (11/4).
- Dished out a career-high nine assists and pulled down six boards against Whittier (12/22).
- Matched then-season-highs with ten points and six rebounds at Nevada (1/6).
- Scored 11 points and pulled down four rebounds against New Mexico (1/17).
- Scored a season-high 13 points and dished out three assists at UNLV (1/24).

As a Freshman (2024-25 Season)

- Made his college debut vs. UC San Diego (11/6) w/ two assists, three rebounds and a block.
- Scored his first points in a 14 point, six rebound, five assist performance vs. Occidental (11/12).
- Had five points and three boards in a career-high 22 minutes against Gonzaga (11/18).
- Reached nine points vs. San Diego (12/7).
- Had a career-high three steals against California (12/21) and Utah State (12/28).
- Led the team with six rebounds while reaching double figures for the second time with 13 points at Boise State (1/5).
- Grabbed a career-high seven rebounds and matched a career-high with two blocks to go along with nine points against UNLV (1/18).
- Had seven boards again with 11 points at Air Force (1/22).
- Matched a career-high with 14 points while shooting 4-of-5 from beyond the arc at Nevada (1/25).
- Reached double figures with 10 points against Wyoming (2/1).

High School

- A 2024 graduate of Wasatch Academy in Mt. Pleasant, Utah.
- Spent his first three years of high school at Durango High School in Las Vegas.
- First-team All-southern Nevada as a junior.
- Physically ready for the rigors of a college season who also possesses a 7-0 wingspan.
- Chose San Diego State over interest from Southern California, Iowa, Oklahoma and Harvard as well as Mountain West programs Nevada and Utah State, among others.

2025-26 GAME-BY-GAME STATISTICS

Opponent	GS	MP	FG	3FG	FT	O-D-R	PF	TP	A	TO	S	B
LONG BEACH STATE	*	19	2-9	1-4	5-6	0-2-2	4	10	2	4	0	0
IDAHO STATE	*	18	1-4	0-0	2-2	1-1-2	1	4	1	1	0	0
TROY	*	29	1-7	0-1	1-4	0-5-5	5	3	6	1	1	0
vs. Michigan	*	21	1-5	0-1	2-2	0-1-1	2	4	0	3	1	0
vs. Oregon	*	16	0-4	0-2	0-0	1-3-4	1	0	4	2	0	1
vs. Baylor		16	2-3	1-1	2-2	0-1-1	3	7	3	1	1	0
UTAH VALLEY		20	1-3	1-2	0-0	0-1-1	2	3	4	0	2	0
LAMAR		13	1-1	0-0	1-2	0-2-2	2	3	0	3	0	0
AIR FORCE		14	3-3	3-3	0-0	1-2-3	3	9	2	1	0	0
vs. Arizona		13	0-0	0-0	0-0	0-0-0	2	0	0	1	0	0
WHITTIER		20	2-6	1-4	0-0	2-4-6	2	5	9	0	0	0
at San Jose State		15	1-3	1-1	2-2	0-3-3	1	5	1	1	2	0
BOISE STATE		14	2-3	0-0	0-0	0-1-1	2	4	1	0	0	0
at Nevada		20	3-9	0-2	4-5	3-3-6	1	10	2	2	0	0
FRESNO STATE		20	1-4	0-3	0-0	0-3-3	0	2	3	1	2	0
at Wyoming		19	3-4	1-1	0-0	0-3-3	0	7	1	1	1	0
NEW MEXICO		26	4-7	2-3	1-2	0-4-4	1	11	2	0	0	0
at Grand Canyon		22	2-6	1-2	3-4	1-1-2	1	8	1	2	1	1
at UNLV		19	4-7	1-2	4-5	0-2-2	1	13	3	5	0	0
COLORADO STATE		23	4-8	1-2	0-0	2-2-4	3	9	2	2	2	0
at Utah State												
WYOMING												
at Air Force												
NEVADA												
GRAND CANYON												
at Colorado State												
UTAH STATE												
at New Mexico												
at Boise State												
UNLV												

MISCELLANEOUS STATS/TEAM RECORD

Category	2025-26 Season		Career	
	Games	W/L	Games	W/L
Double-Figure Scoring	4	4-0	9	9-0
15-Point Games	0	0-0	0	0-0
Led SDSU in Scoring	0	0-0	0	0-0
Led SDSU in Rebounding	0	0-0	3	2-1
Led SDSU in Assists	3	3-0	7	6-1
Multiple Three-Pointers	2	2-0	5	4-1
One Turnover or Less	12	9-3	34	24-10
<b>Consecutive Games</b>				
Consecutive Games Played	51		51*	
Without Fouling Out	17		33	
Scoring A Point	10		12	
At Least One Three-Pointer	5		5*	
One Turnover or Less	-		13	

\* - Denotes an active streak

DeGOURVILLE'S CAREER STATISTICS

Year	G-GS	Min.-Avg.	FG-FGA	Pct.	3P-3PA	Pct.	FT-FTA	Pct.	OR	DR	Reb	Avg.	PF-D	AT	TO	BL	ST	Pts	Avg.
24-25	31-0	585-18.9	54-147	.367	21-69	.304	30-42	.714	16	74	90	2.9	45-0	57	37	11	19	159	5.1
25-26	20-5	374-18.7	38-95	.400	14-34	.412	27-36	.750	11	43	54	2.7	36-1	47	31	2	13	117	5.9
TOTALS	51-5	960-18.8	92-242	.380	35-103	.340	57-78	.731	27	117	144	2.8	81-1	104	68	13	32	276	5.4

## SEASON/CAREER HIGHS

## Points

Season 14 vs. Whittier (12/22/25)  
Career 28 vs. Nevada (2/27/23)+

## Rebounds

Season 7 vs. Baylor (11/26/25)  
Career 11 vs. Texas Southern (11/30/20)+

## Assists

Season 2 vs. Air Force (12/17/25)  
Career 5 vs. Chicago State (12/30/23)^

## Field Goals

Season 6 vs. Whittier (12/22/25)  
Career 9 vs. Nevada (2/27/23)+

## Field Goals Attempted

Season 11 vs. Whittier (12/22/25)  
Career 18 vs. Marquette (1/24/24)^

## Three-Point Field Goals

Season 2 vs. Whittier (12/22/25)  
2 vs. Baylor (11/26/25)  
Career 6 vs. Iowa State (12/1/23)^

## Three-Point FG Attempted

Season 5 vs. Whittier (12/22/25)  
Career 8 vs. Marquette (1/24/24)^  
8 vs. San Diego State (2/28/22)+

## Free Throws

Season 4 at UNLV (1/24/26)  
4 vs. Troy (11/18/25)  
4 vs. Idaho State (11/9/25)  
Career 7 vs. Nevada (2/27/23)+

## Free Throws Attempted

Season 6 vs. Troy (11/18/25)  
Career 9 vs. Nevada (2/27/23)+

## Steals

Season 2 vs. Air Force (12/17/25)  
Career 3 at New Mexico (2/14/23)+

## Blocked Shots

Season 1 vs. Fresno State (1/10/26)  
1 vs. Boise State (1/3/26)  
1 vs. Utah Valley (12/3/25)  
Career 3 vs. Denver (12/2/22)+  
3 vs. Denver (12/9/20)+

## Minutes Played

Season 28:38 vs. Boise State (1/3/26)  
Career 41:51 at Washington (11/18/21)+

+ - at Wyoming

^ - at DePaul

## HONORS

## 2022-23


Academic All-Mountain West

## 2021-22

Academic All-Mountain West

## 2020-21

Academic All-Mountain West



## 25 • JEREMIAH ODEN

FORWARD • 6-8 • 210 • SENIOR - TR

CHICAGO, ILL. (SUNRISE CHRISTIAN ACADEMY/WYOMING/DePAUL/CHARLOTTE)

SDSU Record: 15-5 (.750)

MW Record: 32-29 (.525)

## Quick Hits

- Enters the 2025-26 season with one year of eligibility.
- Did not compete for Charlotte in the 2024-25 season due to an injury.
- Is 13 points from 1,000 and 20 rebounds from 500 for his college career.

## Trending

- Averages 6.8 points and 3.3 rebounds per game in 61 career Mountain West games.
- In five away games as an Aztec, averages 2.2 points and 1.8 rebounds per game.
- In 11 home games as an Aztec, averages 6.5 points and 3.1 rebounds per game.
- In four games as an Aztec on a neutral floor, averages 4.3 points and 3.8 rebounds per game.

## As a Senior (2025-26 Season)

- Reached double figures as an Aztec for the first time with 13 points against Idaho State (11/9).
- Scored 11 points to go with five rebounds against Troy (11/18).
- Scored 14 points and pulled down six rebounds against Whittier (12/22).

## As a Senior at Charlotte (2024-25 Season)

- Utilized his redshirt season.

## As a Senior at DePaul (2023-24 Season)

- One of four players who appeared in all 32 contests.
- His 25 points against Iowa State (12/1) matched a single-game best for the team.
- His 18 shot attempts against Marquette are a single-game high for Oden and the team during the season.
- Led the team in scoring and rebounds in four games.
- Attempted a team-high 248 shots, while shooting 34.7 percent, third best among those that took at least 230 shots.
- Hoisted a team-high 115 three-pointers and his 31.3 percent success rate was the third best on the team among players who attempted a minimum of 100 shots beyond the arc.
- Ranked second on the team in blocked shots.

## As a Junior at Wyoming (2022-23 Season)

- Appeared in 30 games, earning starting assignments in 19.
- Averaged a career-best 9.6 points per game and scored a career-high 28 points vs. Nevada (2/27).
- His .443 field goal percentage ranked second on the team among those with a minimum of 225 shot attempts.
- 32 made 3-pointers ranked No. 4 in the Mountain West among players who stood 6-9 or taller & his .334 shooting percentage beyond the arc was the second best in that group with a minimum of 70 attempts.
- Played double digit minutes in 26 of his 30 appearances, including 13 games of 30 minutes or more.
- Scored in double figures in half of his appearances (15-of-30).
- In 19 games as a starter, averaged 12.4 points and 4.5 rebounds versus 9.6 points and 3.6 boards for the entire season.
- Third career double double was against Fresno State (1/31) with 15 points & 10 rebounds.

## As a Sophomore at Wyoming (2021-22 Season)

- Earned 32 starts in 34 appearances.
- Helped lead the team to the NCAA Tournament for the first time in seven years (2015) and just the second time in 20 years (2003).
- When he shot at least 40.0 percent from the field, in 21 games, the team was 17-4.
- Scored in double figures in 13 contests, the Cowboys were 11-2 in those games, twice notching a season-high 17 points.
- Pulled down at least six rebounds in 11 games with the team going 10-1 in those contests.
- Second career double double (13 points & 10 rebounds) came against McNeese (12/4).

## As a Freshman at Wyoming (2020-21 Season)

- First career double double (10 points & 11 rebounds) came against Texas Southern (11/30) in his second college game.
- Scored in double figures in five contests.
- Totaled at least five rebounds three times.
- Blocked a career-best three shots against Denver (12/9).

## 2025-26 GAME-BY-GAME STATISTICS

Opponent	GS	MP	FG	3FG	FT	O-D-R	PF	TP	A	TO	S	B
LONG BEACH STATE	*	22	2-8	1-4	1-2	0-0-0	1	6	1	0	1	0
IDAHO STATE	*	23	4-6	1-3	4-4	0-3-3	1	13	0	2	1	0
TROY	*	21	3-5	1-3	4-6	2-3-5	0	11	1	1	1	0
vs. Michigan		14	1-4	0-2	0-0	1-2-3	1	2	0	1	0	0
vs. Oregon		14	2-4	0-2	2-2	0-5-5	3	6	1	0	0	0
vs. Baylor		17	2-3	2-2	0-0	2-5-7	0	6	0	0	0	0
UTAH VALLEY		17	3-3	0-0	1-2	1-1-2	2	7	0	1	1	1
LAMAR		15	2-4	1-2	1-1	0-3-3	4	6	1	0	0	0
AIR FORCE		10	1-2	1-2	0-0	0-2-2	1	3	2	0	2	0
vs. Arizona		3	1-2	1-2	0-0	0-0-0	0	2	0	0	0	0
WHITTIER		16	6-11	2-5	0-0	4-2-6	2	14	1	1	0	0
at San Jose State		15	1-4	0-1	2-2	2-0-2	0	4	0	1	0	0
BOISE STATE	*	29	3-6	1-4	0-0	0-3-3	4	7	1	1	0	1
at Nevada	*	11	0-1	0-1	0-0	1-0-1	1	0	1	1	0	0
FRESNO STATE		14	1-4	0-2	2-2	2-3-5	0	4	0	2	0	1
at Wyoming		14	1-7	0-3	1-2	0-3-3	3	3	0	1	1	0
NEW MEXICO		4	0-0	0-0	0-2	1-1-2	0	0	0	0	0	0
at Grand Canyon	*	13	0-2	0-1	0-0	1-1-2	0	0	0	0	1	0
at UNLV	*	12	0-2	0-0	4-4	0-1-1	0	4	0	0	0	0
COLORADO STATE	*	18	0-3	0-1	1-2	0-3-3	1	1	0	1	0	0
at Utah State												
WYOMING												
at Air Force												
NEVADA												
GRAND CANYON												
at Colorado State												
UTAH STATE												
at New Mexico												
at Boise State												
UNLV												

## MISCELLANEOUS STATS/TEAM RECORD

Category	2025/26 Season Games	W/L	Career Games	W/L
Double-Figure Scoring	3	2-1	45	21-24
15-Point Games	0	0-0	14	7-7
Double-Figure Rebounding	0	0-0	3	2-1
Double Doubles	0	0-0	3	2-1
Led Team in Scoring	0	0-0	9	4-5
Led Team in Rebounding	1	0-1	17	6-9
Led Team in Assists	0	0-0	1	1-0
Multiple Steals	1	1-0	8	4-4
One Turnover or Less	18	13-5	103	48-55

Consecutive Games	Current	Long
Consecutive Games Played	91	91*
Scoring A Point	2	38
Scoring in Double Digits	-	6
One Turnover or Less	5	14

\* - Denotes an active streak

## ODEN'S CAREER STATISTICS

Year	G-GS	Min.-Avg.	FG-FGA	Pct.	3P-3PA	Pct.	FT-FTA	Pct.	OR	DR	Reb	Avg.	PF-D	AT	TO	BL	ST	Pts	Avg.
20-21+	23-11	319-13.9	33-84	.393	7-29	.241	18-21	.857	15	48	63	2.7	48-0	10	12	8	8	91	4.0
21-22+	34-32	901-26.5	100-192	.521	26-85	.306	39-53	.736	42	111	153	4.5	50-0	14	34	26	12	265	7.8
22-23+	30-19	736-24.5	105-237	.443	32-93	.344	46-66	.697	22	85	107	3.6	45-1	24	36	14	19	288	9.6
23-24^	32-24	900-28.1	86-248	.347	36-115	.313	35-43	.814	15	87	102	3.2	47-1	21	38	13	12	243	7.6
25-26	20-8	302-15.1	33-81	.407	11-40	.275	23-31	.742	17	41	58	2.9	24-0	9	13	3	8	100	5.0
TOTAL	139-94	3,159-22.7	357-842	.424	112-362	.309	161-214	.752	111	372	483	3.5	214-2	78	133	64	59	987	7.1

+ - at Wyoming ^ - at DePaul

SEASON/CAREER HIGHS	
Points	
Season	2 vs. Whittier (12/22/25)
Career	2 vs. Whittier (12/22/25)
Rebounds	
Season	5 vs. Whittier (12/22/25)
Career	5 vs. Whittier (12/22/25)
Assists	
Season	
Career	
Field Goals	
Season	1 vs. Whittier (12/22/25)
Career	1 vs. Whittier (12/22/25)
Field Goals Attempted	
Season	4 vs. Whittier (12/22/25)
Career	4 vs. Whittier (12/22/25)
Three-Point Field Goals	
Season	
Career	
Three-Point FG Attempted	
Season	
Career	
Free Throws	
Season	
Career	
Free Throws Attempted	
Season	1 vs. Whittier (12/22/25)
Career	1 vs. Whittier (12/22/25)
Steals	
Season	
Career	
Blocked Shots	
Season	1 vs. Idaho State (11/9/25)
Career	1 vs. Idaho State (11/9/25)
Minutes Played	
Season	9:36 vs. Whittier (12/22/25)
Career	9:36 vs. Whittier (12/22/25)

HONORS

2024-25

Mountain West Scholar Athlete

San Diego State Scholar Athlete



33 • THOKBOR MAJAK

(muh-ZHAK)

FORWARD • 7-1 • 215 • REDSHIRT FRESHMAN - HS  
BOR, SOUTH SUDAN (DREAM CITY CHRISTIAN HIGH)

SDSU Record: 6-1 (.857)  
MW Record: 2-0 (1.000)

- Quick Hits
- One of three individuals with the program that is of South Sudanese decent.
  - Once blocked 11 shots in a high school game.
  - Has a 7-4 wingspan.
- As a Sophomore (2025-26 Season)
- Grabbed a pair of offensive rebounds in three minutes in his collegiate debut against Long Beach State (11/4).
  - Blocked a shot and grabbed a rebound vs. Idaho State (11/9).
  - Scored his first career bucket and pulled down a career-high five rebounds in ten minutes of action against Whittier (12/22).

- As A Freshman (2024-25 Season)
- Utilized his redshirt season.
- High School
- A 2024 graduate of Dream City Christian High in Glendale, Ariz.
  - A defensive specialist and rim protector.
  - Attended the NBA Academy in Saly, Senegal before moving to Arizona to attend Dream City Christian High.

2025-26 GAME-BY-GAME STATISTICS												
Opponent	GS	MP	FG	3FG	FT	O-D-R	PF	TP	A	TO	S	B
LONG BEACH STATE		3	0-0	0-0	0-0	2-0-2	0	0	0	0	0	0
IDAHO STATE		5	0-1	0-0	0-0	1-0-1	2	0	0	0	0	1
TROY		DNP										
vs. Michigan		4	0-0	0-0	0-0	0-0-0	0	0	0	0	0	0
vs. Oregon		0+	0-0	0-0	0-0	0-0-0	0	0	0	0	0	0
vs. Baylor		DNP										
UTAH VALLEY		DNP										
LAMAR		DNP										
AIR FORCE		1	0-0	0-0	0-0	0-0-0	0	0	0	0	0	0
vs. Arizona		DNP										
WHITTIER		10	1-4	0-0	0-1	3-2-5	3	2	0	3	0	0
at San Jose State		DNP										
BOISE STATE		DNP										
at Nevada		DNP										
FRESNO STATE		DNP										
at Wyoming		DNP										
NEW MEXICO		DNP										
at Grand Canyon		DNP										
at UNLV		DNP										
COLORADO STATE		2	0-0	0-0	0-0	0-0-0	0	0	0	0	0	0
at Utah State												
WYOMING												
at Air Force												
NEVADA												
GRAND CANYON												
at Colorado State												
UTAH STATE												
at New Mexico												
at Boise State												
UNLV												

MISCELLANEOUS STATS/TEAM RECORD				
2025-26 Season			Career	
Category	Games	W/L	Games	W/L
Double-Figure Scoring	0	0-0	0	0-0
15-Point Games	0	0-0	0	0-0
Led SDSU in Scoring	0	0-0	0	0-0
Led SDSU in Rebounding	0	0-0	0	0-0
Led SDSU in Assists	0	0-0	0	0-0
Multiple Three-Pointers	0	0-0	0	0-0
One Turnover or Less	6	5-1	6	5-1
Consecutive Games		Current	Long	
Consecutive Games Played		1	2	
Without Fouling Out		7	7*	
Scoring A Point		-	1	
At Least One Three-Pointer		-	-	
One Turnover or Less		1	5	
* - Denotes an active streak				

MAJAK'S CAREER STATISTICS

Year	G-GS	Min.-Avg.	FG-FGA	Pct.	3P-3PA	Pct.	FT-FTA	Pct.	OR	DR	Reb	Avg.	PF-D	AT	TO	BS	ST	Pts	Avg.
25-26	7-0	24-3.4	1-5	.200	0-0	.000	0-1	.000	6	2	8	1.1	4-0	0	2	1	0	2	0.3



## SEASON/CAREER HIGHS

## Points

Season	22 vs. Oregon (11/24/25)
Career	24 vs. California (11/25/23)

## Rebounds

Season	9 vs. New Mexico (1/17/26)
	9 vs. Fresno State (1/10/26)
Career	12 vs. UC Irvine (12/9/23)

## Assists

Season	6 vs. Boise State (1/3/26)
Career	6 vs. Boise State (1/3/26)

## Field Goals

Season	9 vs. Oregon (11/25/25)
Career	9 vs. Oregon (11/25/25)

## Field Goals Attempted

Season	15 vs. Fresno State (1/10/26)
Career	15 vs. Fresno State (1/10/26)
	15 vs. Arizona (3/2/23)*

## Three-Point Field Goals

Season	4 vs. Baylor (11/26/25)
Career	5 at Air Force (2/6/24)

## Three-Point FG Attempted

Season	9 vs. Baylor (11/26/25)
Career	9 vs. Baylor (11/26/25)

## Free Throws

Season	5 at UNLV (1/24/26)
	5 vs. New Mexico (1/17/26)
	5 vs. Whittier (12/22/25)
	5 vs. Troy (11/18/25)
Career	10 vs. California (11/25/23)

## Free Throws Attempted

Season	6 at UNLV (1/24/26)
	6 vs. New Mexico (1/17/26)
Career	10 vs. California (11/25/23)

## Steals

Season	4 vs. New Mexico (1/17/26)
Career	4 vs. New Mexico (1/17/26)


## Blocked Shots

Season	1 at Nevada (1/6/26)
	1 vs. Whittier (12/22/25)
	1 vs. Troy (11/18/25)
Career	2 at Brigham Young (11/10/23)
	2 vs. Utah (1/14/23)*
	2 vs. Colorado (1/12/23)*
	2 vs. Long Beach State (12/14/22)*
	2 vs. Tennessee (11/24/22)*

## Minutes Played

Season	44:51 vs. Boise State (1/3/26)
Career	44:51 vs. Boise State (1/3/26)

\* - at Southern California



## 39 • REESE DIXON-WATERS

GUARD • 6-5 • 217 • SENIOR - 1L

LONG BEACH, CALIF. (ST. BERNARD HIGH/SOUTHERN CALIFORNIA)

SDSU Record: 39-16 (.709)

MW Record: 19-8 (.704)

## Quick Hits

- Utilized his medical redshirt during the 2024-25 season.
- Scored his 1,000th career point at UNLV on January 24, 2026.
- Former Pac-12 Sixth Player of the Year.
- 2023 SoCal Showcase Most Valuable Player.
- Attempted more free throws (43) without a miss to start the 2023-24 season than any player in the country.

## Trending

- MW Ranks (Through games of 1/28): 13th in 3-point field goals made/game (1.53)
- In 28 Mountain West games, averages 9.1 points, 3.9 rebounds and 1.2 assists per game.
- Averages 10.5 points, 3.5 rebounds and 1.0 assist per game while shooting 88.9% (24-of-27) from the line in 19 road games as an Aztec.
- In his last 63 games (seven as a Trojan), has averaged 10.4 points, 3.8 rebounds and 1.3 assists.
- Has knocked down multiple 3-pointers in 35 college games and his team is 28-7 when he does and in those games he is hitting treys at a 54.5 percent clip (85-of-156).
- Has scored in double figures in 34 of the last 58 games, including 32-of-56 to start his Aztec career.
- In 25 home games as an Aztec, averages 9.7 points, 4.2 rebounds and 1.6 assists per game while shooting 85.5% (47-of-55) from the line with a 23-2 record.
- In 12 neutral games as an Aztec, averages 10.9 points, 3.2 rebounds and 1.3 assists per game.

## As a Senior (2025-26 Season)

- Led the team with 15 points and six assists in his first game back against Idaho State (11/9).
- Scored 16 points with six rebounds while playing for 43:19 vs. Troy (11/18).
- Made a career-high nine shots en route to 22 points against Oregon (11/25).
- Dished out a career-high six assists to go with 16 points vs. Boise State (1/3).
- Pulled down a team-leading nine rebounds to go with 13 points against Fresno State (1/10).
- Had a career-high four steals with ten points and nine rebounds vs. New Mexico (1/16).
- Led the team with 16 points on 7-of-9 shooting against Colorado State (1/28).

## As a Senior (2024-25 Season)

- Utilized his redshirt season.

## As a Junior (2023-24 Season)

- Versus Long Beach State (11/14), recorded 15 points for the third consecutive game.
- Set career-highs in points (24) and rebounds (7) vs. California (11/25).
- Grabbed a career-high 12 rebounds and had his first double double with 11 points vs. UCI (12/9).
- Finished with 22 points while matching a career-high with eight field goals at Gonzaga (12/19).
- Led the Aztecs with 17 points on 7-of-9 shooting (3-of-3 from three) at Colorado State (1/30).
- Set a career-high with five three-pointers at Air Force (2/6).

## As a Sophomore (2022-23 Season)

- Earned his first career start in the season opener, vs. Florida Gulf Coast (11/7), and then started the next six contests, as well as the team's regular-season finale vs. Arizona State (3/4).
- Scored in double figures 13 times, including a career-high 20 vs. Long Beach State (12/14).
- Shot 40.0 percent or better in 15 contests, including a 7-of-7 effort at No. 10 UCLA (1/5).
- Established a career-high when he made three 3-pointers vs. Alabama State (11/10).
- Dished out a season-best four assists vs. Long Beach State and Utah among 10 multi-assist games, including a season-high two steals vs. Mount Saint Mary's (11/18), Cal State Fullerton (12/7), Long Beach State, No. 19 Auburn (12/18), Washington State (12/2) and Stanford.
- Set and then equaled a career-best two blocks vs. No. 22 Tennessee (11/24), Long Beach State, Colorado (1/12) and Utah.
- Saw a career-high 40 minutes of action vs. Tennessee.

## As a Freshman (2021-22 Season)

- Averaged 4.8 points and 1.8 rebounds in 13.8 minutes per game.
- Led the Trojans in both three-point (46.0 percent) and free throw shooting (86.4 percent on 38-of-44).
- In games in which he attempted multiple field goals, the team went 20-5 and he shot 46.2 percent (49-of-106).
- When he grabbed at least three rebounds, the team posted an 11-2 mark.

## As a Freshman (2020-21 Season)

- Joined the team and made his collegiate debut against Santa Clara (12/29) hitting his first shot attempt, a 3-pointer, and grabbing a rebound while scoring five points in five minutes.

## 2025-26 GAME-BY-GAME STATISTICS

Opponent	GS	MP	FG	3FG	FT	O-D-R	PF	TP	A	TO	S	B
LONG BEACH STATE		INJ										
IDAHO STATE	*	31	6-8	2-3	1-2	0-6-6	1	15	2	2	2	0
TROY	*	43	5-13	1-5	5-7	2-4-6	3	16	1	3	2	1
vs. Michigan	*	26	1-7	1-6	2-2	0-3-3	1	5	2	0	2	0
vs. Oregon	*	28	9-13	4-7	0-0	0-1-1	2	22	2	0	0	0
vs. Baylor	*	23	4-12	3-9	1-1	0-0-0	3	12	4	1	2	0
UTAH VALLEY	*	25	3-10	1-3	0-0	0-1-1	2	7	1	0	1	0
LAMAR	*	22	4-11	1-3	0-0	0-3-3	2	9	2	0	0	0
AIR FORCE	*	23	1-8	0-4	0-0	0-2-2	0	2	1	2	0	0
vs. Arizona	*	30	2-10	0-4	4-4	1-2-3	3	8	2	0	0	0
WHITTIER	*	20	2-6	1-2	5-5	1-4-5	1	10	1	0	1	1
at San Jose State	*	31	4-5	2-3	0-0	0-3-3	3	10	2	1	0	0
BOISE STATE	*	45	5-12	3-5	3-4	1-4-5	4	16	6	3	0	0
at Nevada	*	28	5-9	0-2	0-0	1-3-4	2	10	0	2	0	1
FRESNO STATE	*	25	5-15	2-8	1-1	0-9-9	0	13	1	2	0	0
at Wyoming	*	23	5-9	3-5	0-0	1-2-3	2	13	2	1	0	0
NEW MEXICO	*	31	2-6	1-2	5-6	1-8-9	1	10	0	2	4	0
at Grand Canyon	*	29	4-12	0-3	4-4	0-2-2	4	12	0	2	0	0
at UNLV	*	32	3-11	2-6	5-6	1-6-7	1	13	2	2	2	0
COLORADO STATE	*	30	7-9	2-2	0-0	1-1-2	1	16	0	1	0	0
at Utah State												
WYOMING												
at Air Force												
NEVADA												
GRAND CANYON												
at Colorado State												
UTAH STATE												
at New Mexico												
at Boise State												
UNLV												

## MISCELLANEOUS STATS/TEAM RECORD

	2025-26 Season Games	W/L	Career Games	W/L
Category				
Double-Figure Scoring	14	11-3	48	35-13
15-Point Games	5	4-1	21	14-7
Led TEAM in Scoring	5	4-1	13	9-4
Led TEAM in Rebounding	4	4-0	8	6-2
Led TEAM in Assists	2	1-1	4	2-2
Multiple Steals	6	3-3	20	15-5
One Turnover or Less	10	7-3	89	67-22
Consecutive Games				
Consecutive Games Played	19		44	
Without Fouling Out	19		69	
Scoring A Point	42		48	
One Turnover or Less	1		19	

\* - Denotes an active streak

## HONORS

## 2025-26

Preseason All-Mountain West

## 2024-25

Preseason All-Mountain West  
San Diego State Scholar-Athlete

## 2023-24

Oscar Robertson Award National POW (12/31)  
Mountain West Player of the Week (1/2)  
SoCal Showcase Most Valuable Player

## 2022-23

Pac-12 Sixth Player of the Year

## DIXON-WATERS' CAREER STATISTICS

Year	G-GS	Min.-Avg.	FG-FGA	Pct.	3P-3PA	Pct.	FT-FTA	Pct.	OR	DR	Reb	Avg.	PF-D	AT	TO	BS	ST	Pts	Avg.
20-21*	10-0	33-3.3	2-8	.250	1-6	.167	0-0	.000	2	4	6	0.6	6-0	0	2	1	0	5	0.5
21-22*	33-0	454-13.8	49-111	.441	23-50	.496	38-44	.864	21	38	59	1.8	45-2	18	21	6	13	159	4.8
22-23*	29-8	734-25.3	102-233	.438	24-81	.296	55-71	.775	22	71	93	3.2	62-0	33	55	12	21	283	9.8
23-24	37-23	947-25.6	122-304	.401	46-134	.343	65-72	.903	18	119	137	3.7	59-1	43	38	8	21	355	9.6
25-26	19-19	541-28.5	77-186	.414	29-82	.354	36-42	.857	10	64	74	3.9	36-0	31	24	3	16	219	11.5
TOTAL	128-50	2,711-21.2	352-842	.418	123-353	.348	194-229	.847	73	296	369	2.9	208-3	125	140	30	71	1,021	8.0

\* - at Southern California

## SEASON/CAREER HIGHS

## Points

Season	12 vs. Whittier (12/22/25)
	12 vs. Air Force (12/17/25)
Career	14 vs. Nevada (3/8/25)

## Rebounds

Season	9 vs. Troy (11/18/25)
Career	9 vs. Troy (11/18/25)
	9 vs. San Diego (12/7/24)
	9 vs. Saint Katherine (12/19/23)

## Assists

Season	5 vs. Michigan (11/24/25)
Career	5 vs. Michigan (11/24/25)

## Field Goals

Season	6 vs. Whittier (12/22/25)
Career	6 vs. Whittier (12/22/25)

## Field Goals Attempted

Season	8 vs. Idaho State (11/9/25)
Career	8 vs. Idaho State (11/9/25)

## Three-Point Field Goals

Season	1 vs. Air Force (12/17/25)
Career	1 vs. Air Force (12/17/25)
	1 vs. North Carolina (3/18/25)
	1 vs. Nevada (3/8/25)

## 3-Point FG Attempted

Season	2 vs. Air Force (12/17/25)
	2 vs. Idaho State (11/9/25)
Career	2 vs. Air Force (12/17/25)
	2 vs. Idaho State (11/9/25)

## Free Throws

Season	3 at UNLV (1/24/26)
Career	3 at UNLV (1/24/26)
	3 vs. Nevada (3/8/25)

## Free Throws Attempted

Season	4 at UNLV (1/24/26)
	4 vs. Arizona (12/20/25)
Career	5 vs. Nevada (3/8/25)

## Steals

Season	2 vs. Boise State (1/3/26)
	2 vs. Long Beach State (11/4/25)
Career	3 vs. Long Beach State (11/14/23)

## Blocked Shots

Season	2 at Grand Canyon (1/21/26)
	2 at Nevada (1/6/26)
Career	3 vs. UC Irvine (12/9/23)

## Minutes Played

Season	31:55 vs. Boise State (1/3/26)
Career	31:55 vs. Boise State (1/3/26)


## HONORS

## 2024-25

Academic All-Mountain West  
San Diego State Scholar Athlete

## 2023-24

San Diego State Scholar Athlete



## 40 • MILES HEIDE (HIGH-dee)

FORWARD • 6-9 • 235 • JUNIOR - 2L  
NORTH BEND, WASH. (MOUNT SI HIGH)

SDSU Record: 61-26 (.701)

MW Record: 33-14 (.702)

## Quick Hits

- Last name pronounced HIGH-dee
- Just the fourth true freshman to start a game in the Brian Dutcher era (Dec. 9, 2023 vs. UC Irvine).
- From February 18 to the end of last season, was one of three players in the nation to shoot at least 83.9% (26-of-31) from the field on a minimum of 25 field goal attempts, but if you include those that attempted at least one 3-pointer, Heide is the only player and went 2-of-2 from the bonus distance.
- Made 17 straight shots from the first half of the game against New Mexico on 2/25/25 through the end of the game against Nevada on 3/8/25 and over that overall four-game stretch, he shot 18-of-20 (90.0 percent).

## Trending

- MW Ranks (Through games of 1/28): 6th in off. reb./G (2.35), 17th in reb./G (4.90)
- Is averaging 3.9 points and 3.1 rebounds per game and shooting 69.9% (79-of-113) from the field in 47 Mountain West games.
- Averages 3.2 points and 2.6 rebounds per game while shooting 74.1% (43-of-58) from the field in 29 away games.
- Shot 67.3% (101-of-150), averaging 4.8 points and 4.1 boards over his last 47 games.
- Has shot 100% from the field in 29 of the 59 games that he has scored in.
- In 2024-25, he failed to shoot at least 50.0 percent in just three of the 24 games in which he attempted at least one shot.
- When he makes multiple field goals, the Aztecs are 29-7.
- San Diego State has a 28-7 record when Heide grabs at least four rebounds.
- In 40 home games as an Aztec, averages 4.3 points and 4.2 rebounds per game while shooting 63.3% (76-of-120) from the field and helping the team to a 35-5 record.
- In 18 games on a neutral floor, averages 2.1 points and 2.7 rebounds per game while shooting 53.3% (16-of-30) from the field and 100.0% (1-of-1) from deep.

## As a Junior (2025-26 Season)

- Reached double figures with ten points and five rebounds against Long Beach State (11/4).
- Led the team with nine rebounds including seven on the offensive glass vs. Troy (11/18).
- Dished out a career and game-high five assists while pulling down a game-high eight boards against Michigan (11/24).
- Scored a dozen points and pulled down a team-leading eight rebounds vs. Air Force (12/17).
- Made all six of his shot attempts to score a dozen points against Whittier (12/22).
- Tallied ten points on 5-of-5 shooting, team-leading seven boards and two blocks at Nevada (1/6).

## As a Sophomore (2024-25 Season)

- Led SDSU with eight rebounds and equaled his career-high with six points vs. Occidental (11/12).
- Set a then career-high with eight points while matching another with a team-leading nine rebounds against San Diego (12/7).
- Reached double figures with ten points while leading the team with five boards vs. CBU (12/11).
- Started and matched then career-highs with ten points and five field goals against UNM (2/25).
- Equaled a then career-high with ten points while going 5-of-5 from the field at UNLV (3/4).
- Vs. Nevada (3/8), scored a career-high 14 points on 5-5 shooting, while matching career-highs with five field goals, three free throws and two assists and making his first career three-pointer and leading the team with six rebounds.

## As a Freshman (2023-24 Season)

- Made his first career start and set a career-high with three blocks vs. UC Irvine (12/9).
- Grabbed a career-high nine rebounds against Saint Katherine (12/19).
- Led San Diego State with seven rebounds vs. Stanford (12/21).
- Blocked a shot in consecutive games for the first time in his career at Boise State (1/20), vs. Wyoming (1/23), and at Colorado State (1/30).
- Blocked two shots in consecutive games at Fresno State (2/24) and vs. San Jose State (2/27).

## High School

- A 2023 graduate of Mount Si High School in Snoqualmie, Washington.
- As a senior, averaged 17.4 points (shooting 68.7 percent), 13.4 rebounds, 2.7 assists and 2.0 blocks per game according to *MaxPreps* and had 26 double doubles in 29 games.
- Named the 2022-23 4A KingCo Player of the Year.
- In three seasons at Mount Si (not including 2020-21 due to the COVID-19 pandemic), according to *MaxPreps*, his teams went 76-9, including 44-1 in league play & won three 4A KingCo championships and won the 2020 4A state championship and was the state runner-up in 2022 and finished fourth in 2023.
- Chose San Diego State over offers from Brigham Young, Iowa, Washington State, and multiple teams in the Mountain West among others.

## HEIDE'S CAREER STATISTICS

Year	G-GS	Min.-Avg.	FG-FGA	Pct.	3P-3PA	Pct.	FT-FTA	Pct.	OR	DR	Reb	Avg.	PF-D	AT	TO	BL	ST	Pts	Avg.
23-24	37-1	320-8.6	31-49	.633	0-3	.000	7-19	.368	42	39	81	2.2	51-0	4	17	18	9	69	1.9
24-25	30-8	496-16.5	56-76	.737	2-6	.333	9-29	.310	50	61	111	3.7	60-0	16	24	8	10	123	4.1
25-26	20-19	397-19.9	48-83	.578	1-6	.167	14-30	.467	47	51	98	4.9	48-0	22	20	10	11	111	5.6
TOTAL	87-28	1,215-14.0	135-208	.649	3-15	.200	30-78	.385	139	151	290	3.3	159-0	42	61	36	30	303	3.5

## 2025-26 GAME-BY-GAME STATISTICS

Opponent	GS	MP	FG	3FG	FT	O-D-R	PF	TP	A	TO	S	B
LONG BEACH STATE	*	22	4-4	0-0	2-3	0-5-5	1	10	2	0	2	0
IDAHO STATE	*	19	4-8	0-2	1-2	2-3-5	4	9	1	2	1	0
TROY		21	2-5	0-0	0-2	7-2-9	4	4	0	0	0	1
vs. Michigan	*	20	0-4	0-0	0-0	5-3-8	3	0	5	2	1	1
vs. Oregon	*	20	4-4	0-0	0-0	1-1-2	3	8	2	3	0	0
vs. Baylor	*	22	0-1	0-0	0-0	0-4-4	2	0	1	0	1	1
UTAH VALLEY	*	5	0-1	0-0	0-0	1-2-3	1	0	0	0	0	0
LAMAR	*	17	2-3	0-1	0-0	3-4-7	1	4	0	3	0	0
AIR FORCE	*	22	5-7	1-2	1-2	4-4-8	3	12	2	1	0	1
vs. Arizona	*	24	2-6	0-0	2-4	2-3-5	4	6	0	0	0	0
WHITTIER	*	13	6-6	0-0	0-0	3-1-4	2	12	1	0	1	0
at San Jose State	*	18	1-2	0-0	1-2	1-2-3	2	3	1	2	0	0
BOISE STATE	*	32	4-6	0-0	0-3	2-4-6	3	8	1	1	2	0
at Nevada	*	23	5-5	0-0	1-1	3-4-7	1	10	0	1	0	2
FRESNO STATE	*	19	2-5	0-1	1-2	3-2-5	2	5	0	0	0	0
at Wyoming	*	15	2-3	0-0	0-0	1-1-2	4	4	1	0	1	1
NEW MEXICO	*	24	1-2	0-0	2-3	2-1-3	1	4	2	1	1	0
at Grand Canyon	*	14	0-4	0-0	0-0	3-1-4	2	0	2	1	1	2
at UNLV	*	26	3-4	0-0	3-4	0-4-4	2	9	1	2	0	0
COLORADO STATE	*	20	1-3	0-0	1-2	4-0-4	3	3	0	1	0	1
at Utah State												
WYOMING												
at Air Force												
NEVADA												
GRAND CANYON												
at Colorado State												
UTAH STATE												
at New Mexico												
at Boise State												
UNLV												

## MISCELLANEOUS STATS/TEAM RECORD

Category	2025-26 Season Games	W/L	Career Games	W/L
Double-Figure Scoring	4	4-0	8	7-1
15-Point Games	0	0-0	0	0-0
Led SDSU in Scoring	0	0-0	0	0-0
Led SDSU in Rebounding	6	3-3	14	10-4
Led SDSU in Assists	1	0-1	1	0-1
Multiple Three-Pointers	0	0-0	0	0-0
One Turnover or Less	14	10-4	72	50-22
Consecutive Games	Current	Long		
Consecutive Games Played	38	49		
Without Fouling Out	87	87*		
Scoring A Point	2	10		
At Least One Three-Pointer	-	1		
One Turnover or Less	1	21		

\* - Denotes an active streak



## GAME 1

### San Diego State 77 Long Beach State 45

Nov. 4, 2025 | San Diego, Calif.  
Steve Fisher Court at Viejas Arena | Att: 11,644

**SAN DIEGO** - San Diego State Men's Basketball entered Viejas Arena and took to Steve Fisher Court for their 2025-2026 season opener against Long Beach State. The Aztecs entered the evening with an eight-game winning streak against The Beach and continued their success with a 77-45 victory.

San Diego State's first score of the night would come via a baseline drive from Sean Newman Jr. who found Miles Heide under the basket for a quick two points at the rim.

With roughly five and a half minutes left in the half SDSU's offense would catch fire with Mountain West Preseason Player of the Year Miles Byrd erupting for eight straight points off a contested layup at the rim and a pair of shots behind the arc. The Aztecs closed the first frame of play on a 20-5 run with Byrd leading all players in both points (11) and rebounds (5) at the half.

Sophomore guard Taj DeGourville got things going for the Aztecs in the second half with four straight points within the opening minutes kicking off a balanced scoring effort from coach Brian Dutcher's team. Nine different Aztec's contributed points across the final 20 minutes of the game.

For the game Byrd and freshman Elzie Harrington each posted a team high in scoring with 13 points apiece. Byrd was also dynamic on the glass, pulling down a team high eight rebounds.

The trio of Tae Simmons, Miles Heide, and DeGourville all chipped in 10 points and Harrington handed out four assists.

Long Beach was led by Sophomore forward Petar Majstorovic who had a double-double to the tune of 13 points and a game high 10 rebounds.

The Aztec's defense once again was stellar forcing 21 turnovers that resulted in 24 points. They also limited The Beach to 32% shooting from the floor and only 21% from three. BJ Davis swiped three steals while four different SDSU players blocked a shot as well.

Elzie Harrington and Tae Simmons are the first Aztec freshmen to score in double figures in the season opener since Jeremy Hemsley scored 20 points against Illinois State on November 13, 2025.



## GAME 2

### San Diego State 73 Idaho State 57

Nov. 9, 2025 | San Diego, Calif.  
Steve Fisher Court at Viejas Arena | Att: 11,526

**SAN DIEGO** - Reese Dixon-Waters scored 15 points in his return to the court for the first time since the 2023-24 season to lead San Diego State past Idaho State 73-57 on Sunday afternoon on Steve Fisher Court at Viejas Arena.

San Diego State (2-0) remains unbeaten and is now off until a home game against Troy on November 18.

Idaho State (2-1) suffers the first loss of its season and will look to get back in the win column at Seattle U on November 15.

San Diego State scored the first seven points of the game, with five coming from Reese Dixon-Waters.

After the Bengals got within four points with five minutes to go in the first half, Jeremiah Oden responded by scoring the next seven points on a pair of free throws, a dunk and a three-pointer to put the Aztecs back up by 11 points with 2:30 remaining.

Freshmen Elzie Harrington and Tae Simmons scored the final five points of the half, coming on a three-pointer and dunk, to send the Aztecs into the break with a 34-21 advantage.

SDSU opened the second half with a 14-5 run, including the first six points of the half, to go up 48-26 with 16 minutes to go in the game.

The Bengals got within 16 points with three minutes left before a pair of Pharaoh Compton dunks extended the Aztec lead back up to 20.

In addition to Dixon-Waters' 15 points and six rebounds, Compton had 14 points and a pair of blocks and Jeremiah Oden reached double figures for the first time with the Scarlet and Black with 13 points. Miles Byrd finished with six assists and six steals to lead the team.

The Bengals were led by Connor Hollenbeck (17 points), Jamison Guerra (seven points, six assists), Cheikh Sow (five points, five rebounds) and Caleb Van De Griend (eight points, five rebounds).

San Diego State shot better from the field (59.2%-44.4%), three-point range (35.3%-33.3%) and the free throw line (75.0%-71.4%). SDSU had more assists (17-12), steals (11-6) and blocks (5-0). The Aztecs also scored more points in the paint (40-22) and off turnovers (30-12).

Brian Dutcher earned the 200th win of his career.

After limiting Long Beach State to 20 points in the second half in the season opener, San Diego State held the Bengals to 21 points in the first half on Sunday. It marked the first time SDSU held its opponent to 21 points or fewer in consecutive halves since the 2019-20 season, when the Aztecs held Nevada to 20 points in the second half on January 18, 2020, before keeping Wyoming to 19 in the first half on January 21 of that season.

Long Beach State	FG	3FG	FT	R	F	TP	A	TO	S	B	MP
Majstorovic *	5-10	2-4	1-2	10	4	13	1	6	0	0	25
Johnson Jr. *	1-1	0-0	0-0	1	0	2	0	1	0	0	15
Farrell *	2-6	1-3	1-2	2	0	6	1	1	0	0	24
Lewis *	2-9	1-3	0-0	2	3	5	4	5	3	0	25
Jones *	1-4	0-2	0-0	4	3	2	1	1	0	1	17
Bender	1-6	0-2	0-0	1	1	2	0	3	0	0	18
Levillain	0-0	0-0	0-0	1	4	0	2	1	1	0	13
Xzaviero	2-5	0-1	0-0	0	2	4	0	3	1	1	12
Diaz	2-9	0-2	0-1	0	1	4	4	2	2	0	28
Sykes	0-2	0-2	0-0	1	0	0	0	0	0	1	8
Washington	3-7	1-5	0-0	4	2	7	1	0	0	0	15
TEAM				9				1			
<b>Totals</b>	<b>19-59</b>	<b>5-24</b>	<b>2-5</b>	<b>35</b>	<b>20</b>	<b>45</b>	<b>14</b>	<b>21</b>	<b>7</b>	<b>3</b>	<b>200</b>

San Diego State	FG	3FG	FT	R	F	TP	A	TO	S	B	MP
Oden *	2-8	1-4	1-2	0	1	6	1	0	1	0	22
Heide *	4-4	0-0	2-3	5	1	10	2	0	2	0	22
Newman Jr. *	0-3	0-2	0-0	1	0	0	3	1	2	1	23
Byrd *	5-10	3-5	0-0	8	1	13	3	1	1	1	30
DeGourville *	2-9	1-4	5-6	2	4	10	2	4	0	0	19
Davis	2-8	2-4	0-0	4	2	6	0	1	3	0	21
Harrington	4-8	2-2	3-4	3	1	13	4	2	1	1	25
Compton	2-3	0-0	2-2	4	0	6	1	1	0	1	16
Simmons	4-6	1-1	1-2	7	2	10	0	1	1	0	18
Lawin	1-1	1-1	0-0	0	1	3	0	1	0	0	3
Majak	0-0	0-0	0-0	2	0	0	0	0	0	0	3
TEAM				2			3				
<b>Totals</b>	<b>26-60</b>	<b>11-23</b>	<b>14-19</b>	<b>38</b>	<b>13</b>	<b>77</b>	<b>16</b>	<b>15</b>	<b>11</b>	<b>4</b>	<b>200</b>

**Halftime:** San Diego State 40, Long Beach State 25. **FG%:** San Diego State 43.3, Long Beach State 32.2. **3FG%:** San Diego State 47.8, Long Beach State 20.8. **FT%:** San Diego State 73.7, Long Beach State 40.0. **Officials:** Tim Comer, Michael Irving, Nate Harris. **Technical:** None.



## GAME 3

### Troy 108 San Diego State 107

Nov. 19, 2025 | San Diego, Calif.  
Steve Fisher Court at Viejas Arena | Att: 11,531

**SAN DIEGO** - San Diego State Men's Basketball faced off against the visiting Trojans from Troy University after roughly nine days away from Steve Fisher Court. Despite falling behind by as many as 12 points with under four minutes to play in regulation, the Aztecs would rally late to force not just one but two overtime periods. Unfortunately, the comeback would fall just short with the Trojans barely holding on to escape Viejas Arena with a 108-107 victory.

San Diego State was led by Miles Byrd who poured in a team high 21 points on 58% shooting from the floor. Byrd's heroics reached a high point late in the game on multiple occasions. First, the junior guard hit a deep, halfcourt shot as time expired to complete the second half comeback and send the game into overtime. He followed that shot up by drawing a charge as the first overtime period ended to force another five minutes of game action. Byrd rounded out his night with three rebounds and three assists.

The other big story of the night was the return of the reigning Mountain West Freshman and Defensive Player of the Year, Magoon Gwath. After spending months rehabbing a knee injury suffered last season, Gwath returned to the lineup in emphatic fashion. The seven-foot center stuffed the stat sheet to the tune of 20 points, seven rebounds and three blocks while knocking down all five of his shot attempts including a clutch pair three-point shots late in regulation.

The Aztec's trio of Reese Dixon-Waters (16 points), BJ Davis (15 points) and Jeremiah Oden (11 points) all reached double figures in scoring. Dixon-Waters scored five points across both overtime periods and played a team high 43 minutes. Miles Heide led the Aztecs with nine rebounds while Taj DeGourville dished out a career best six assists.

As a team San Diego State shot 47% from the floor and 39% from deep. The Aztecs were able to win the rebounding battle 50-41 with five players pulling down at least five rebounds. Turnovers proved to be a key factor in the game with San Diego State giving up the ball 20 times compared to 13 giveaways by the Trojans. Troy was led by Thomas Dowd who chipped in a game high 25 points to go along with a game high 19 rebounds.

Idaho State	FG	3FG	FT	R	F	TP	A	TO	S	B	MP
Hollenbeck *	4-11	4-8	5-6	4	1	17	2	5	0	0	33
Otten *	2-2	0-0	0-0	1	3	4	0	1	0	0	15
Elchison *	0-2	0-1	2-2	2	0	2	1	0	0	0	11
Sow *	2-5	0-2	1-3	5	4	5	0	1	3	0	27
Brewer *	1-5	1-4	0-0	0	1	3	1	3	0	0	27
Van De Griend	3-6	0-0	2-2	5	1	8	0	2	0	0	17
Guerra	3-6	1-3	0-0	0	3	7	6	1	3	0	28
Patterson	1-3	1-3	0-0	1	0	3	0	2	0	0	12
Daberkow	3-3	0-0	0-1	0	1	6	0	1	0	0	10
Brown	1-2	0-0	0-0	0	0	2	0	0	0	0	6
Kheil	0-0	0-0	0-0	2	1	0	2	0	0	0	11
Birley	0-0	0-0	0-0	0	0	0	0	0	0	0	0+
Bond	0-0	0-0	0-0	0	0	0	0	0	0	0	0+
Carpenter	0-0	0-0	0-0	0	0	0	0	1	0	0	0+
TEAM				5				2			
<b>Totals</b>	<b>20-45</b>	<b>7-21</b>	<b>10-14</b>	<b>25</b>	<b>15</b>	<b>57</b>	<b>12</b>	<b>19</b>	<b>6</b>	<b>0</b>	<b>200</b>

San Diego State	FG	3FG	FT	R	F	TP	A	TO	S	B	MP
Oden *	4-6	1-3	4-4	3	1	13	0	2	1	0	23
Heide *	4-8	0-2	1-2	5	4	9	1	2	1	0	19
Byrd *	2-4	0-2	0-0	1	1	4	6	2	6	0	29
DeGourville *	1-4	0-0	2-2	2	1	4	1	1	0	0	18
Dixon-Waters *	6-8	2-3	1-2	6	1	15	2	2	2	0	31
Newman Jr.	0-1	0-1	0-0	0	1	0	4	0	0	0	17
Compton	7-7	0-0	0-0	0	5	14	0	0	0	2	11
Harrington	3-5	2-3	0-0	0	1	8	3	1	0	0	17
Simmons	1-2	0-1	1-2	1	1	3	0	0	1	2	15
Davis	1-3	1-2	0-0	1	1	3	0	2	0	0	15
Majak	0-1	0-0	0-0	1	2	0	0	0	0	1	5
TEAM				2				0			
<b>Totals</b>	<b>29-49</b>	<b>6-17</b>	<b>9-12</b>	<b>22</b>	<b>19</b>	<b>73</b>	<b>17</b>	<b>12</b>	<b>11</b>	<b>5</b>	<b>200</b>

**Halftime:** San Diego State 34, Idaho State 21. **FG%:** San Diego State 59.2, Idaho State 44.4. **3FG%:** San Diego State 35.3, Idaho State 33.3. **FT%:** San Diego State 75.0, Idaho State 71.4. **Officials:** Edwin Young, Steve McJunkins, Bryan Anslinger. **Technical:** Compton, SDSU (1:59, 2nd).

Troy	FG	3FG	FT	R	F	TP	A	TO	S	B	MP
Dowd *	7-12	5-9	6-8	18	3	25	1	1	0	0	46
Valdes *	8-15	1-3	3-4	5	5	20	4	3	3	0	32
Seng *	3-6	0-3	9-11	7	2	15	1	2	1	0	33
Col. Campbell *	3-7	2-5	1-2	0	5	9	2	0	2	0	30
Coo. Campbell *	5-18	2-8	4-4	0	3	16	4	3	1	0	43
Bellamy	1-2	0-0	2-4	3	4	4	1	0	0	0	11
Kiel	2-3	0-1	1-2	1	5	5	1	2	0	0	15
Green	1-4	0-1	0-0	1	0	2	0	0	0	1	5
Cross	1-4	1-3	4-4	0	1	7	1	0	1	0	21
Colbert	1-1	1-1	2-4	2	2	5	0	2	1	0	12
Clarion	0-0	0-0	0-0	0	1	0	0	0	0	0	2
TEAM				3				1			
<b>Totals</b>	<b>32-72</b>	<b>12-34</b>	<b>32-43</b>	<b>40</b>	<b>31</b>	<b>108</b>	<b>15</b>	<b>13</b>	<b>12</b>	<b>0</b>	<b>250</b>

San Diego State	FG	3FG	FT	R	F	TP	A	TO	S	B	MP
Compton *	3-3	0-0	0-0	2	3	6	1	0	0	0	10
Oden *	3-5	1-3	4-6	5	0	11	1	1	1	0	21
Byrd *	7-12	4-8	6-7	3	4	24	3	2	0	1	37
DeGourville *	1-7	0-1	1-4	5	5	3	6	1	1	0	29
Dixon-Waters *	5-13	1-5	5-7	6	3	16	1	3	2	1	43
Gwath	5-5	2-2	8-12	7	1	20	0	2	2	3	28
Heide	2-5	0-0	0-2	9	4	4	0	0	0	1	21
Harrington	2-2	0-0	0-0	2	0	4	1	6	0	0	14
Newman Jr.	1-4	0-1	2-2	3	3	4	2	1	1	0	18
Davis	3-12	1-3	8-8	1	5	15	3	2	2	1	24
Simmons	0-0	0-0	0-0	1	1	0	0	1	0	0	5
TEAM				6				1			
<b>Totals</b>	<b>32-68</b>	<b>9-23</b>	<b>34-48</b>	<b>50</b>	<b>29</b>	<b>107</b>	<b>18</b>	<b>20</b>	<b>9</b>	<b>7</b>	<b>250</b>

**Halftime:** San Diego State 38, Troy 38. **FG%:** San Diego State 47.1, Troy 44.4. **3FG%:** San Diego State 39.1, Troy 35.3. **FT%:** Troy 74.4, San Diego State 70.8. **Officials:** Michael Reed, Andy O'Brien, Anthony Burris. **Technical:** None.





## GAME 4

### No. 7/6 Michigan 94 San Diego State 54

Nov. 24, 2025 | Las Vegas, Nev.  
Michelob ULTRA Arena | Att.: 3,396

**LAS VEGAS** — Freshman Elzie Harrington scored a career-high 15 points on Monday night, the first SDSU game of the Players Era Festival, but it was not enough as San Diego State was tripped up by No. 7 Michigan by a 94-54 score.

San Diego State (2-2) is back in action on Tuesday night against the Oregon Ducks at 8 p.m. PT.

Michigan (5-0) will face the No. 21 Auburn Tigers at 5:30 p.m. on Tuesday.

San Diego State opened the game hot, scoring the first five points on a Taj DeGourville layup and a three-pointer from Miles Byrd.

Following a Michigan three at 7:22, SDSU responded with a three of their own by Reese Dixon-Waters and BJ Davis made three free throws before a jumper from Harrington cut the deficit to 11 with five minutes remaining in the first half.

A minute later, Harrington and Davis made consecutive three-pointers coming out of a timeout to bring the Aztecs within nine.

Harrington made two more jumpers in the first half, each following two points from the Wolverines to cut the deficit back to nine, but Michigan led by a dozen heading into the halftime break.

Michigan opened the scoring in the second half, but Harrington drained yet another shot following a pair of Magoon Gwath free throws.

The Aztecs made the most of their free throw opportunities in the second half, sinking 9-of-11 shots from the charity stripe (81.8%).

Davis, who scored 18 points in each of the Aztecs' first two games in the Players Era Festival last season, reached double figures with 11:38 remaining by making his second three-pointer of the night.

Following a dunk by Jeremiah Oden with 5:51 to go, Harrington equaled his career-high of 13 points by making two free throws.

Harrington surpassed his total in the season opener against Long Beach State with a jumper in the final minute.

Miles Heide pulled down eight rebounds including five on offense to lead the way and dished out a game-high five assists after never previously having tallied more than two in a game during his collegiate career.

The Wolverines were led by Yaxel Lendeborg's 15 points and four assists as well as Aday Mara's eight rebounds.

San Diego State shot better from the free throw line (81.3%-68.2%) while Michigan was better from the field (50.0%-27.4%) and from long range (33.3%-30.4%).

San Diego State continues the Players Era Festival at 8 p.m. on Tuesday night against Oregon. The game will be televised on TNT and broadcast on San Diego Sports 760.

San Diego State	FG	3FG	FT	R	F	TP	A	TO	S	B	MP
Gwath	* 2-8	1-3	2-2	2	2	7	0	5	1	0	20
Heide	* 0-4	0-0	0-0	8	3	0	5	2	1	1	20
Byrd	* 2-8	1-3	0-1	1	2	5	0	1	0	0	26
DeGourville	* 1-5	0-1	2-2	1	2	4	0	3	1	0	21
Dixon-Waters*	1-7	1-6	2-2	3	1	5	2	0	2	0	26
Compton	0-1	0-0	2-4	4	3	2	0	2	0	1	13
Oden	1-4	0-2	0-0	3	1	2	0	1	0	0	14
Harrington	6-9	1-1	2-2	0	1	15	1	1	0	0	22
Newman Jr.	1-6	1-2	0-0	1	3	3	0	0	0	0	8
Davis	3-8	2-4	3-3	3	3	11	0	1	0	0	17
Simmons	0-2	0-1	0-0	0	0	0	0	0	1	0	10
Majak	0-0	0-0	0-0	0	0	0	0	0	0	0	4
<b>Totals</b>	<b>17-62</b>	<b>7-23</b>	<b>13-16</b>	<b>34</b>	<b>21</b>	<b>54</b>	<b>8</b>	<b>17</b>	<b>6</b>	<b>2</b>	<b>200</b>

Michigan	FG	3FG	FT	R	F	TP	A	TO	S	B	MP
Johnson Jr. *	4-8	0-0	5-5	6	1	13	0	2	1	1	23
Lendeborg *	5-7	2-4	3-5	6	3	15	4	2	0	1	26
Mara *	3-6	0-1	1-2	8	3	7	2	2	0	3	24
Cadeau *	5-7	3-5	0-0	3	3	13	1	1	1	0	18
Burnett *	3-8	2-6	3-4	7	0	11	1	0	0	0	21
Gayle Jr.	5-6	0-0	1-1	4	1	11	2	0	3	0	22
Tschetter	4-9	2-6	0-1	3	0	10	0	0	1	0	16
Cason	2-7	0-5	2-4	3	2	6	2	2	2	0	22
McKenney	2-6	2-5	0-0	1	2	6	1	2	3	0	15
Goodman	1-2	0-0	0-0	3	0	2	1	0	0	0	5
Grady	0-1	0-1	0-0	1	0	0	0	1	0	0	4
Kordel	0-1	0-0	0-0	2	0	0	0	0	0	0	4
<b>TEAM</b>											
<b>Totals</b>	<b>34-68</b>	<b>11-33</b>	<b>15-22</b>	<b>49</b>	<b>15</b>	<b>94</b>	<b>14</b>	<b>13</b>	<b>11</b>	<b>5</b>	<b>200</b>

**Halftime:** Michigan 45, San Diego State 33. **FG%:** Michigan 50.0, San Diego State 27.4. **3FG%:** Michigan 33.3, San Diego State 30.4. **FT%:** San Diego State 81.3, Michigan 68.2. **Officials:** Brian O'Connell, Kelly Pfeifer, Lucas Santos. **Technical:** Gayle Jr., Michigan (4:23, 2nd).



## GAME 5

### San Diego State 97 Oregon 80

Nov. 25, 2025 | Las Vegas, Nev.  
Michelob ULTRA Arena | Att.: 3,837

**LAS VEGAS** — San Diego State's offense exploded for 97 points, led by Reese Dixon-Waters and BJ Davis, who combined for 43 points, as it downed Oregon 97-80 in the Players Era Festival on Tuesday night.

San Diego State (3-2) will finish its stay in Las Vegas on Wednesday night against the Baylor Bears at 7:30 p.m. PT.

The teams battled back and forth early, leading to a 15-15 score with 12 minutes remaining in the first half. SDSU rattled off the next 12 points to pull ahead 27-15, a lead it would not relinquish the remainder of the night. Davis accounted for the first eight points of the run, making two free throws before back-to-back three-pointers.

The lead held constant between seven and 12 points for the rest of the half as the Aztecs brought a ten-point lead into the locker room at halftime.

After Oregon cut the lead to six at 17:58, the Aztecs scored the next eight points to go back up 14 with 16 minutes left. Dixon-Waters started the stretch with a three before a Davis free throw and layups from Miles Heide and Jeremiah Oden.

SDSU's lead was again at 14 with eight and a half minutes to go in the game and Elzie Harrington connected from beyond the arc, Dixon-Waters made a jumper, and Oden drained a pair of free throws to put the Aztecs up 21, their largest lead of the night so far.

At the final media timeout, the lead was back down to 18, but Magoon Gwath made a layup and Heide and Davis had consecutive dunks to push the lead back out to 24, the largest of the night.

Oregon finished the contest on a run, but it was too little, too late as San Diego State earned the 97-80 win.

Magoon Gwath scored 13 points and pulled down six rebounds while logging four blocks and two steals on defense. Freshman Elzie Harrington scored in double figures for the second straight night, pouring in 12 points on 5-of-6 shooting. Harrington was one of four Aztecs with four assists, along with Davis and Taj DeGourville.

San Diego State shot better from the field (67.2%-40.3%), beyond the arc (47.7%-42.9%) and the free throw line (88.9%-81.2%). SDSU won the rebounding battle (34-26) and scored more points in the paint (36-22), on fast breaks (20-8) and off the bench (47-18).

San Diego State scored its most points in regulation against a DI opponent since scoring 98 points against Wyoming on January 30, 2021.

San Diego State improved to 21-5 in its last 26 games when wearing red jerseys, going back to the start of the 2010-11 season.

San Diego State wraps up the Players Era Festival at 7:30 p.m. on Wednesday night against Baylor. The game will be televised on truTV and broadcast on San Diego Sports 760.

San Diego State	FG	3FG	FT	R	F	TP	A	TO	S	B	MP
Gwath	* 6-8	1-1	0-0	6	3	13	0	1	2	4	22
Heide	* 4-4	0-0	0-0	2	3	8	2	3	0	0	20
Byrd	* 3-7	1-4	0-0	4	4	7	3	4	1	1	26
DeGourville *	0-4	0-2	0-0	4	1	0	4	2	0	1	16
Dixon-Waters*	9-13	4-7	0-0	1	2	22	2	0	0	0	28
Harrington	5-6	2-2	0-0	0	1	12	4	2	1	0	20
Compton	3-3	0-0	0-0	4	0	6	0	1	1	0	19
Davis	6-7	3-4	6-7	2	1	21	4	1	2	0	21
Oden	2-4	0-2	2-2	5	3	6	1	0	0	0	14
Newman Jr.	0-0	0-0	0-0	2	0	13	0	2	1	0	9
Simmons	1-1	0-0	0-0	1	0	2	0	0	0	0	4
Lawin	0-1	0-1	0-0	0	0	0	0	0	0	0	0+
Majak	0-0	0-0	0-0	0	0	0	0	0	0	0	0+
<b>TEAM</b>											
<b>Totals</b>	<b>39-58</b>	<b>11-23</b>	<b>8-9</b>	<b>34</b>	<b>18</b>	<b>97</b>	<b>22</b>	<b>15</b>	<b>7</b>	<b>6</b>	<b>200</b>

Oregon	FG	3FG	FT	R	F	TP	A	TO	S	B	MP
Evans Jr. *	4-8	2-4	6-6	5	1	16	5	3	0	1	30
Pryor *	3-5	2-3	1-2	1	1	9	0	0	0	0	23
Bittle *	5-8	1-3	2-2	1	0	13	0	3	0	1	20
Shelstad *	7-13	5-9	2-2	1	2	21	3	3	0	0	32
Simkins *	1-5	1-2	0-0	0	1	3	3	1	1	0	26
Stewart	0-4	0-0	1-2	4	2	1	2	2	1	0	21
Demir	1-3	0-0	0-0	2	1	2	0	0	0	0	12
Lin	2-7	1-3	0-0	2	0	5	2	1	0	0	10
Lindsay	1-5	0-2	1-2	3	0	3	1	0	1	0	12
Kobzytyi	0-1	0-1	3-4	0	0	3	1	0	1	0	7
Phillips	1-3	0-1	2-2	1	0	4	0	0	0	0	8
<b>TEAM</b>											
<b>Totals</b>	<b>25-62</b>	<b>12-28</b>	<b>18-22</b>	<b>26</b>	<b>8</b>	<b>80</b>	<b>17</b>	<b>13</b>	<b>4</b>	<b>2</b>	<b>200</b>

**Halftime:** San Diego State 51, Oregon 41. **FG%:** San Diego State 67.2, Oregon 40.3. **3FG%:** San Diego State 47.8, Oregon 42.9. **FT%:** San Diego State 88.9, Oregon 81.1. **Officials:** D.J. Carlsensen, Pat Driscoll, Greg Evans. **Technical:** None.



## GAME 6

### Baylor 91 San Diego State 81

Nov. 26, 2025 | Las Vegas, Nev.  
Michelob ULTRA Arena | Att.: 1,631

**LAS VEGAS** — San Diego State scored 80 points with five players in double figures on Wednesday night, but it was not enough as the Aztecs came up short 91-81 against the Baylor Bears in SDSU's final contest of the 2025 Players Era Festival.

San Diego State (3-3) returns home to face the Wolverines of Utah Valley on Wednesday night at Steve Fisher Court at Viejas Arena.

Baylor (5-1) will host Sacramento State in Waco, Texas, on Tuesday night.

The Bears scored the first five points of the game before San Diego State scored the next ten points, highlighted by three-pointers from Elzie Harrington, Reese Dixon-Waters and Jeremiah Oden.

Baylor battled back, going up by four with 11:38 to go in the half before a pair of Taj DeGourville free throws, a Tae Simmons dunk and a Miles Byrd layup put the Aztecs back up by two.

A few minutes later, Dixon-Waters made a go-ahead jumper before Simmons had a dunk to put SDSU up 26-23 with 6:26 remaining in the half.

Heading into halftime, Baylor clung to a four-point lead.

In the first four minutes of the second half, three-pointers from Byrd and Harrington as well as a Harrington dunk brought the Aztecs within one at the 16-minute mark.

With 14:30 to go, Baylor was up by six before consecutive threes from Oden and DeGourville tied the game, and BJ Davis made a layup to cap the 8-0 run and put the Aztecs up by two.

DeGourville responded to a Baylor three with a jumper of his own to put SDSU up 54-53 at 12:30, but it was the Aztecs' final lead of the night as the Bears ultimately finished ahead by ten points due to a pair of free throws in the waning seconds of the contest.

Byrd tallied 13 points with four rebounds and Harrington and Dixon-Waters (four assists) each scored a dozen points. Davis (11 points) and Sean Newman Jr. (ten points, six assists) also both finished in double figures. Oden grabbed seven rebounds to go with his two three-pointers.

The Bears were led by Tounde Yessoufou's 18 points and Dan Skillings Jr.'s eight rebounds and five assists.

San Diego State shot better from beyond the arc (42.3%-39.1%) and the free throw line (82.4%-73.3%) while Baylor was better from the field (52.6%-47.5%). SDSU had more assists (10-9) and scored more off turnovers (17-12) and off the bench (44-20).

BJ Davis scored in double figures for the fifth time in the Aztecs' six Players Era Festival games, averaging 14.0 points in the event.

San Diego State scored 80 or more points for the third time in its last four games, which it achieved for the first time since the first four games of the 2022-23 season, the year the Aztecs made the NCAA National Championship Game.

San Diego State returns to Steve Fisher Court at Viejas Arena for a game against Utah Valley at 7 p.m. PT next Wednesday night. The game will be televised on KUSI and broadcast on San Diego Sports 760.

Baylor	FG	3FG	FT	R	F	TP	A	TO	S	B	MP
Skillings Jr. *	4-6	1-3	2-4	8	2	11	5	4	0	0	34
Agbim *	5-10	4-8	2-3	2	1	16	4	0	2	0	37
Ratai *	4-6	0-1	1-2	5	1	9	2	3	1	0	27
Yessoufou *	7-14	1-5	3-5	7	2	18	2	0	1	0	30
Carr *	5-11	2-4	5-6	6	1	17	3	1	1	1	35
Williams	4-8	1-2	4-4	1	5	13	2	1	1	0	19
Powell	1-2	0-0	5-6	4	2	7	0	0	0	0	17
<b>TEAM</b>											
<b>Totals</b>	<b>30-57</b>	<b>9-23</b>	<b>22-30</b>	<b>36</b>	<b>14</b>	<b>91</b>	<b>18</b>	<b>9</b>	<b>6</b>	<b>1</b>	<b>200</b>

San Diego State	FG	3FG	FT	R	F	TP	A	TO	S	B	MP
Gwath *	0-0	0-0	0-0	2	3	0	0	0	0	1	9
Heide *	0-1	0-0	0-0	4	2	0	1	0	1	1	22
Harrington *	4-9	3-3	1-2	1	1	12	3	0	0	0	20
Byrd *	5-12	2-8	1-1	4	2	13	2	3	0	0	27
Dixon-Waters *	4-12	3-9	1-1	0	3	12	4	1	2	0	23
Oden	2-3	2-2	0-0	7	0	6	0	0	0	0	17
Compton	2-3	0-0	0-2	2	4	4	0	1	0	1	16
Davis	4-7	0-2	3-3	2	2	11	1	0	1	0	21
DeGourville	2-3	1-1	2-2	1	3	7	3	1	1	0	16
Simmons	3-3	0-0	0-0	1	1	6	0	0	0	0	13
Newman Jr.	2-6	0-1	6-6	3	1	10	6	3	0	0	17
<b>TEAM</b>											
<b>Totals</b>	<b>28-59</b>	<b>11-26</b>	<b>14-17</b>	<b>29</b>	<b>22</b>	<b>81</b>	<b>20</b>	<b>10</b>	<b>5</b>	<b>3</b>	<b>200</b>

**Halftime:** Baylor 40, San Diego State 36. **FG%:** Baylor 52.6, San Diego State 47.5. **3FG%:** San Diego State 42.3, Baylor 39.1. **FT%:** San Diego State 82.4, Baylor 73.3. **Officials:** Randy McCall, Verne Harris, Isaac Barnett. **Technical:** Compton, SDSU (2:47, 2nd).



## GAME 7

### San Diego State 77 Utah Valley 66

Dec. 3, 2025 | San Diego, Calif.  
Steve Fisher Court at Viejas Arena | Att: 11,683

**SAN DIEGO** — The Aztecs returned to Steve Fisher Court after two weeks away from the confines of Viejas Arena to face the visiting Wolverines of Utah Valley University. Despite it being a tightly contested game at the half, the Aztecs would pull away in the second frame of action to secure a 77-66 victory and earn their fourth win of the 2025-2026 season.

The first half was highlighted by BJ Davis's continued offensive efficiency. The junior guard entered the evening having scored double figures in five consecutive games. His 12 first half points were critical as the Wolverines would go on a 12-0 run over the final three minutes to head into halftime trailing by a single point.

After a relatively slow start as a team coach Brian Dutcher's squad rallied in the second half, led by freshman Tae Simmons. As a team they shot 56% from the floor and 50% from behind the arc. The team's defense also emerged, coming away with five steals and blocking three shots. Despite only playing eight minutes in the second half, Simmons was highly effective. The freshman forward scored 11 of his career-high 15 points on perfect 3-3 shooting while also pulling down three rebounds. The freshman would go on a 5-0 run by himself to put the Aztecs up by 12 with roughly 10 minutes remaining. While Utah Valley pulled within five late in the game, a 6-0 run pushed San Diego State ahead by 11 and they would never look back.

As a team, the Aztecs won numerous key statistical battles across the 40 minutes of game time. SDSU controlled the interior, scoring 34 points in the paint compared to Utah Valley's 26. They would also win the rebounding battle securing 35 total rebounds including 12 offensive rebounds. Yet, the most critical component of the matchup was the dominant showing by San Diego State's second unit. The Aztec's reserves scored 59 points as the trio of BJ Davis (18 points), Tae Simmons (15 points) and Pharaoh Compton (12 points) overwhelmed the Wolverines.

San Diego State kicked off a stretch of three straight home games with their win tonight. They will return to Viejas Arena next Wednesday for a 7:00 p.m. matchup against Lamar University on Dec. 10 as they look to pick up their second consecutive victory!

Utah Valley	FG	3FG	FT	R	F	TP	A	TO	S	B	MP
Davis *	1-5	0-1	0-0	3	5	2	0	2	1	0	16
Holcombe *	5-10	0-2	7-9	10	3	17	5	3	3	0	36
Taitz *	1-4	1-4	0-2	2	3	3	1	0	0	0	27
Leonhardt *	5-12	1-4	2-2	5	3	13	5	6	4	0	39
Hendricks *	5-8	5-7	0-0	4	1	15	3	0	2	0	38
Weatherpoon IV	0-3	0-3	0-0	3	2	0	0	0	0	0	10
Welling	5-12	3-6	1-2	1	3	14	1	4	0	0	23
Hawkins	1-1	0-0	0-0	1	0	2	1	2	0	1	9
TEAM				3			1				
<b>Totals</b>	<b>23-55</b>	<b>10-27</b>	<b>10-15</b>	<b>32</b>	<b>20</b>	<b>66</b>	<b>16</b>	<b>18</b>	<b>10</b>	<b>1</b>	<b>200</b>

San Diego State	FG	3FG	FT	R	F	TP	A	TO	S	B	MP
Gwath *	2-6	0-1	3-4	5	2	7	0	1	1	0	16
Heide *	0-1	0-0	0-0	3	1	0	0	0	0	0	5
Harrington *	2-5	0-1	0-2	2	1	4	2	1	0	0	20
Byrd *	0-5	0-3	0-1	1	1	0	1	1	2	0	25
Dixon-Waters *	3-10	1-3	0-0	1	2	7	1	0	1	0	25
Oden	3-3	0-0	1-2	2	2	7	0	1	1	1	17
Compton	5-8	0-0	2-2	5	3	12	0	3	2	0	22
Davis	4-8	2-4	8-8	4	1	18	2	2	1	0	24
Newman Jr.	1-1	0-0	2-2	1	1	4	3	2	2	0	17
DeGourville	1-3	1-2	0-0	1	2	3	4	0	2	0	20
Simmons	4-6	1-1	6-7	7	2	15	0	1	0	0	14
TEAM				3			1				
<b>Totals</b>	<b>25-56</b>	<b>5-15</b>	<b>22-28</b>	<b>35</b>	<b>18</b>	<b>77</b>	<b>13</b>	<b>13</b>	<b>12</b>	<b>4</b>	<b>200</b>

**Halftime:** San Diego State 33, Utah Valley 32. **FG%:** San Diego State 44.6, Utah Valley 41.8.  
**3FG%:** Utah Valley 37.0, San Diego State 33.3. **FT%:** San Diego State 78.6, Utah Valley 66.7  
**Officials:** Kelly Pfeiffer, Michael Irving, John Floyd. **Technical:** None.



## GAME 8

### San Diego State 89 Lamar 71

Dec. 10, 2025 | San Diego, Calif.  
Steve Fisher Court at Viejas Arena | Att: 11,257

**SAN DIEGO** — The Aztecs picked up their second straight victory on Steve Fisher Court, defeating the visiting Lamar Cardinals by a final score of 89-71. It was a balanced effort six different players scoring at least eight points and five different players securing at least five rebounds.

The first half of action was defined by the excellent play of the Aztec's backcourt duo of Miles Byrd and BJ Davis. Across the first 20 minutes the pair combined to score 26 points while shooting 70% from the floor. Byrd handed out two assists while also blocking two shots. Meanwhile, Davis was explosive leading the second unit. The junior guard had scored in double figures in five consecutive games and only needed 10 minutes of play in the first half to extend that streak to six straight games. To go along with the scoring exploits of their veteran guards, the Aztecs shot 43% from behind the arc during the first frame of play with five different players knocking down at least one three.

San Diego State entered the second half with a 10-point lead but wasted little time pulling away from the Cardinals. A 10-0 run capped off by a Reese Dixon-Waters pull-up jump shot, pushed the Aztec's lead to 20 within the first four and a half minutes of the second half. Starting center Magoon Gwath came alive as well scoring eight points, grabbing four rebounds and swatted away a pair of shots. Byrd also continued to stuff the stat sheet with seven more points and a pair of steals. For the game he chipped in a team high 19 points, five rebounds, four assists, two blocks and two steals.

As a team coach Brian Dutcher's squad won multiple statistical categories. They limited the Cardinals to just 36% from the floor while forcing 18 turnovers. They also won the rebounding battle decisively 40-30 while corralling 12 offensive rebounds on the night. As has been the case for much of this season, San Diego State's bench has continued to produce at an elite level. After having scored 59 points against Utah Valley, the second unit contributed 44 more points tonight. The trio BJ Davis (16 points), Sean Newman Jr. (8 points) and Pharaoh Compton (8 points) outscored the entirety of Lamar's bench on their own.

The Aztecs will take this winning streak into next week as their homestand continues with Mountain West Conference play beginning. The Air Force Falcons will make the trip to Viejas Arena to face off against San Diego State on Wednesday, December 17. Tip-off is scheduled for 7:00 p.m. PT and will be broadcast on CBS Sports Network.

Lamar	FG	3FG	FT	R	F	TP	A	TO	S	B	MP
East *	2-4	0-0	0-0	3	4	4	0	3	1	1	20
White *	2-4	0-0	2-3	3	2	6	1	1	0	0	20
Hollfield *	3-12	2-9	3-6	6	1	11	2	1	1	4	33
Pennebaker *	0-1	0-0	0-0	3	1	0	0	2	2	0	21
Lee, Jr. *	5-13	5-10	6-6	6	1	21	3	2	3	0	36
Wilhite	3-8	3-5	1-2	2	1	10	5	0	0	0	21
Bulajic	0-0	0-0	2-2	4	3	2	1	1	1	0	18
Knight	4-10	3-7	1-1	1	3	12	1	1	1	0	15
Gambrell	1-5	1-4	0-0	0	3	3	0	1	0	0	4
Lowe	1-1	0-0	0-0	1	0	2	0	3	0	0	10
Ezewiro	0-0	0-0	0-0	0	1	0	0	0	0	0	2
TEAM				1			3				
<b>Totals</b>	<b>21-58</b>	<b>14-35</b>	<b>15-20</b>	<b>30</b>	<b>20</b>	<b>71</b>	<b>13</b>	<b>18</b>	<b>9</b>	<b>5</b>	<b>200</b>

San Diego State	FG	3FG	FT	R	F	TP	A	TO	S	B	MP
Gwath *	5-12	0-2	0-0	6	1	10	0	1	1	2	20
Heide *	2-3	0-1	0-0	7	1	4	0	3	0	0	17
Harrington *	1-4	1-2	0-0	0	3	3	0	2	0	0	12
Byrd *	6-10	3-5	4-4	5	0	19	4	3	2	2	30
Dixon-Waters *	4-11	1-3	0-0	3	2	9	2	0	0	0	22
Newman Jr.	2-5	1-2	3-3	0	0	8	3	1	0	0	23
Oden	2-4	1-2	1-1	3	4	6	1	0	0	0	15
Compton	1-2	0-0	6-12	6	3	8	1	0	1	0	15
Davis	5-8	1-1	5-5	5	1	16	2	0	2	2	22
DeGourville	1-1	0-0	1-2	2	2	3	0	3	0	0	13
Simmons	0-0	0-0	3-4	1	2	3	0	0	0	0	11
TEAM				2			0				
<b>Totals</b>	<b>29-60</b>	<b>8-18</b>	<b>23-31</b>	<b>40</b>	<b>19</b>	<b>89</b>	<b>13</b>	<b>13</b>	<b>6</b>	<b>6</b>	<b>200</b>

**Halftime:** San Diego State 51, Lamar 41. **FG%:** San Diego State 48.3, Lamar 36.2. **3FG%:** San Diego State 44.4, Lamar 40.0. **FT%:** Lamar 75.0, San Diego State 74.2. **Officials:** Jason Phillips, Nate Harris, Kristyne Esparza. **Technical:** None.



## GAME 9

### San Diego State 81 Air Force 58

Dec. 17, 2025 | San Diego, Calif.  
Steve Fisher Court at Viejas Arena | Att: 10,727

**SAN DIEGO** — San Diego State officially began Mountain West play, welcoming the Air Force Falcons to Steve Fisher Court for the first conference showdown of the season. The Aztec's would pull away in the second half to end the night with a convincing 81-58 victory that extends their winning streak to three games.

The first half of play was a tightly contested affair with the Aztecs taking a 33-30 lead into the break. The Aztec's controlled the interior early, leaning on the play of Magoon Gwath, Miles Heide and Pharaoh Compton. The trio would combine for 18 points and eight rebounds while shooting 8-10 from the floor. As a team, San Diego State created separation from the Falcons midway through the half thanks to an 11-0 run capped off with a Miles Byrd midrange jump shot.

The start of the second half saw the two teams exchange baskets before the Aztecs put together a 10-3 run with 15 minutes on the clock giving San Diego State an 11-point lead that would eventually balloon to over 20 points. Super sixth-man BJ Davis exploded in the second half after a quiet 11 minutes in the first. Davis scored 17 points, was a perfect 4-4 from three and handed out four assists without committing a turnover. As a team, San Diego State was firing on all cylinders, finishing the second half with a scorching 68% field goal percentage while also hitting seven threes to the tune of 58% from behind the arc.

The Aztec's defense shined by limiting Air Force to just 41% shooting from the floor and 33% shooting from three-point territory. San Diego State also won the rebounding battle decisively by a margin of 35-26. Their 13 offensive rebounds led directly to 16 second chance points. BJ Davis would finish with a game-high 19 points, and his six assists were tied with Elzie Harrington for the game high as well. Miles Heide has continued to be a force on the glass with eight more rebounds leading all players; this marks the fourth time this year he has been the Aztec's leading rebounder.

The Aztecs move to 1-0 in conference play and have won three straight. They now turn their attention to a highly anticipated road matchup against the AP Poll No. 1 team in the nation, the Arizona Wildcats. This marks the second matchup this year against an AP Top 10 program for the Aztecs. Tipoff on Saturday, December 20th is set for 7:30 p.m. PST at the Mortgage Matchup Center on ESPN2.

Air Force	FG	3FG	FT	R	F	TP	A	TO	S	B	MP
Robinson *	5-7	1-1	0-0	6	2	11	1	2	1	1	29
Gilles *	2-4	0-0	0-0	3	1	4	0	2	0	0	28
Celichowski *	1-5	1-4	1-2	1	2	4	2	0	0	1	26
Sanders *	3-11	2-6	5-6	4	0	13	4	1	0	0	30
Greenberg *	3-13	1-3	0-0	0	0	3	0	1	0	1	5
Hinds	1-4	0-2	0-0	4	3	2	1	1	1	1	33
Patterson	1-1	0-0	4-6	2	1	6	1	3	2	0	11
Walker	2-3	0-0	0-0	3	2	4	0	0	1	0	14
Hobin	3-8	3-8	2-2	0	1	11	0	3	0	0	23
Gateote	0-0	0-0	0-0	0	0	0	0	0	0	0	1
TEAM				2			1				
<b>Totals</b>	<b>19-46</b>	<b>8-24</b>	<b>12-16</b>	<b>26</b>	<b>12</b>	<b>58</b>	<b>9</b>	<b>15</b>	<b>5</b>	<b>4</b>	<b>200</b>

San Diego State	FG	3FG	FT	R	F	TP	A	TO	S	B	MP
Gwath *	5-7	0-0	2-3	4	1	12	1	1	0	2	21
Heide *	5-7	1-2	1-2	8	3	12	2	1	0	1	22
Harrington *	2-7	0-1	2-2	1	2	6	6	1	1	1	21
Byrd *	1-8	0-2	0-0	5	0	2	1	2	3	0	18
Dixon-Waters *	1-8	0-4	0-0	2	0	2	1	2	0	0	23
Oden	1-2	1-2	0-0	2	1	3	2	0	2	0	10
Newman Jr.	2-3	1-2	0-0	1	0	5	5	0	0	0	16
Davis	6-11	4-6	3-4	2	1	19	6	0	1	0	27
Compton	5-5	0-0	1-2	2	2	11	1	2	1	1	17
DeGourville	3-3	3-3	0-0	3	3	9	2	1	0	0	14
Simmons	0-0	0-0	0-0	1	0	0	0	0	0	0	7
Lawin	0-0	0-0	0-0	0	0	0	0	0	0	0	1
Gonzales	0-0	0-0	0-0	0	0	0	0	0	0	0	1
Majak	0-0	0-0	0-0	0	0	0	0	0	0	0	1
TEAM				4			1				
<b>Totals</b>	<b>31-61</b>	<b>10-22</b>	<b>9-13</b>	<b>35</b>	<b>13</b>	<b>81</b>	<b>27</b>	<b>11</b>	<b>8</b>	<b>5</b>	<b>200</b>

**Halftime:** San Diego State 33, Air Force 30. **FG%:** San Diego State 50.8, Air Force 41.3. **3FG%:** San Diego State 45.5, Air Force 33.3. **FT%:** Air Force 75.0, San Diego State 69.2. **Officials:** Tim Comer, Larry Sciotto, Michael Reed. **Technical:** None.



## GAME 10

### No. 1/2 Arizona 68 San Diego State 45

Dec. 20, 2024 | Phoenix, Ariz.  
PHX Arena | Att.: 10,567

**PHOENIX** — San Diego State led No. 1/2 Arizona for 16:38 in Saturday night's game, a part of the Naismith Hall of Fame Series, but ended up on the wrong end of a 68-45 score.

San Diego State (6-4, 1-0 Mountain West) has its three-game win streak snapped and will look to start a new one on Monday at 1 p.m. against Whittier.

Arizona (11-0) will try to stay unbeaten when it hosts Bethune-Cookman on Monday evening.

Miles Byrd opened the scoring with a pair of free throws 44 seconds into the contest.

The Aztecs trailed by two with 15 minutes left in the first half before a pair of Pharaoh Compton free throws tied the score and a three-pointer from Jeremiah Oden put the Aztecs up 11-8 at the 14-minute mark.

Two minutes later, Arizona had cut the lead to two. Reese Dixon Waters made a bucket and BJ Davis drained two free throws ahead of Magoon Gwath giving the Aztecs an eight-point lead with ten minutes remaining, the largest lead of the night for SDSU.

The Wildcats pulled within a possession multiple times before a Dixon-Waters jumper and a Tae Simmons layup put San Diego State back up by seven with 2:36 remaining.

After trailing by a point at halftime, the Aztecs retook the lead on Elzie Harrington's layup 36 seconds into the second half. It was SDSU's final lead of the game. The Wildcats responded with a dunk and a layup and pulled away, ultimately winning 68-45.

Gwath blocked four shots, Dixon-Waters scored eight points and Miles Heide and Simmons each pulled down five boards.

Jaden Bradley and Koa Peat scored 11 points to pace the Wildcats. Tobe Awaka's 15 rebounds led Arizona.

San Diego State shot better from the free throw line (73.7%-66.7%) while Arizona was better from the field (37.9%-26.3%) and beyond the arc (24.0%-7.1%). SDSU had more blocks (6-3) and fewer turnovers (8-11). The Aztecs converted those turnovers into more points (9-2).

San Diego State returns to Steve Fisher Court at Viejas Arena on Monday for a game against Whittier at 1 p.m. PT. The contest will be televised on KUSI and broadcast on San Diego Sports 760.

San Diego State	FG	3FG	FT	R	F	TP	A	TO	S	B	MP
Gwath	* 1-6	0-1	1-2	2	2	3	1	2	0	4	24
Heide	* 2-6	0-0	2-4	5	4	6	0	0	0	0	24
Harrington	* 2-7	0-1	0-0	3	0	4	0	2	0	0	19
Byrd	* 2-7	0-3	3-4	2	1	7	1	0	1	0	24
Dixon-Waters*	2-10	0-4	4-4	3	3	8	2	0	0	0	30
Newman Jr.	0-2	0-0	0-0	1	1	0	1	1	1	0	14
Compton	2-3	0-0	2-2	3	4	6	0	1	0	2	15
Davis	1-12	0-3	2-3	3	1	4	2	0	1	0	20
Oden	1-2	1-2	0-0	0	0	3	0	0	0	0	3
DeGourville	0-0	0-0	0-0	0	2	0	0	1	0	0	13
Simmons	2-2	0-0	0-0	5	2	4	0	1	1	0	15
TEAM				1				0			
<b>Totals</b>	<b>15-57</b>	<b>1-14</b>	<b>14-19</b>	<b>28</b>	<b>20</b>	<b>45</b>	<b>7</b>	<b>8</b>	<b>4</b>	<b>6</b>	<b>200</b>

Arizona	FG	3FG	FT	R	F	TP	A	TO	S	B	MP
Kharченkov*	3-8	1-5	3-4	2	1	10	1	2	2	0	29
Peat	* 5-9	0-1	1-2	5	4	11	1	2	0	0	23
Krivras	* 0-1	0-0	3-4	13	1	3	1	2	1	3	25
Bradley	* 2-8	1-2	7-9	7	1	11	3	1	1	0	36
Burries	* 4-12	1-6	1-1	3	3	10	2	0	1	0	25
Dell'Orso	3-11	3-8	1-2	2	1	10	2	1	0	0	20
Awaka	4-6	0-0	1-2	15	2	9	1	2	0	0	22
Aristotle	1-2	1-2	1-3	4	0	4	2	1	0	0	22
Gueye	0-0	0-0	0-0	0	0	0	0	0	0	0	1
Nelson	0-0	0-0	0-0	0	0	0	0	0	0	0	1
Arnold	0-0	0-0	0-0	0	1	0	0	0	0	0	1
Djomphe	0-1	0-1	0-0	0	0	0	0	0	0	0	1
TEAM				1				0			
<b>Totals</b>	<b>22-58</b>	<b>6-25</b>	<b>18-27</b>	<b>52</b>	<b>14</b>	<b>68</b>	<b>13</b>	<b>11</b>	<b>5</b>	<b>3</b>	<b>200</b>

**Halftime:** Arizona 28, San Diego State 27. **FG%:** Arizona 37.9, San Diego State 26.3. **3FG%:** Arizona 24.0, San Diego State 7.1. **FT%:** San Diego State 73.7, Arizona 66.7. **Officials:** Steve Anderson, Mike Littlewood, Tyler Kumpf. **Technical:** SDSU Team (1:18, 1st).



## GAME 11

### San Diego State 121 Whittier 59

Dec. 22, 2024 | San Diego, Calif.  
Steve Fisher Court at Viejas Arena | Att.: 9,761

**SAN DIEGO** — The Aztecs picked up another win on Steve Fisher Court against the visiting Poets of Whittier College. With their 121-59 victory San Diego State has wrapped up their final nonconference matchup of the year.

The Aztecs' first half was defined by a balanced scoring attack and dominance in the paint. Once again, the second unit was dynamic, contributing 40 points across the first frame of play. Eight different players scored at least four points while six players grabbed at least three rebounds. The duo of Pharaoh Compton and Jeremiah Oden were particularly effective. Oden's 12 first half points came on a variety of mid-range jump shots and a pair of threes. Compton was unstoppable in the paint to the tune of 15 points and six rebounds, five of which were of the offensive variety. As has become the norm for the sophomore forward, he threw down an array of dunks that ignited the Viejas Arena crowd.

The second half was kick-started by a 19-4 run in favor of the Aztecs that was punctuated by a Reese Dixon-Waters three point make. As a team San Diego State's defense shined during the final 20 minutes of play. They held the Poets to 31% shooting from the field while forcing eight turnovers and grabbed 10 offensive rebounds. The Aztec's impressive freshmen duo of Tae Simmons and Elzie Harrington continued their high level of play as they combined for 18 second half points on a near perfect 7-8 shooting display. Alongside the freshmen, Magoon Gwath found a rhythm on offense. The seven-foot center pumped in nine points and a pair of rebounds pushing his final stat line to 15 points and five rebounds.

For the game, Pharaoh Compton led all players with career-highs in both points (21) and rebounds (8). Gwath and Simmons both reached 15 points in scoring and Oden, Dixon-Waters and Miles Heide all scored in double figures as well. As a team the Aztecs dominated on the glass pulling down 60 rebounds and converted their 24 offensive rebounds into 32 second chance points. The offense was firing on all cylinders with coach Brian Dutcher's team finishing the afternoon with the third largest margin of victory in program history while knocking down the most field goals ever inside of Viejas Arena.

The Aztecs wrapped up the nonconference portion of the schedule with a resounding win on their home court. They now turn their full attention to Mountain West opponents having already earned their first conference victory over the Air Force Falcons 81-58 earlier in the month. The team will enjoy a bit of break over the holidays before heading north to take on the San Jose State Spartans on December 30. Tip-off will be set for 7:00 p.m. PT on CBS Sports Network.

Whittier	FG	3FG	FT	R	F	TP	A	TO	S	B	MP
Onyeodor	* 2-5	0-0	4-8	5	2	8	0	2	1	2	29
Cervantes	* 2-6	1-3	0-0	1	2	5	2	2	0	0	20
Duley	* 2-12	2-6	1-2	1	0	7	1	0	0	0	30
Mathis	* 3-7	3-7	0-0	0	0	9	1	0	1	0	24
Whitaker	* 5-10	3-5	0-0	2	0	13	2	3	0	0	26
Andrews	2-7	0-1	4-6	3	3	8	2	2	1	0	19
Guerrero	1-4	0-3	1-2	1	1	3	0	1	0	0	15
McLennan	0-2	0-1	0-0	2	0	0	1	1	0	0	7
Zoppia	0-0	0-0	0-0	0	1	0	0	1	0	0	3
Estes	1-3	0-2	0-0	1	0	2	0	0	0	0	9
Fenton	0-1	0-1	0-0	1	3	0	0	0	0	0	9
Woodstra	1-2	0-1	0-0	1	4	2	1	1	0	0	6
Romo	0-0	0-0	2-2	1	0	2	0	0	0	0	2
TEAM				2				1			
<b>Totals</b>	<b>19-59</b>	<b>9-30</b>	<b>12-20</b>	<b>21</b>	<b>16</b>	<b>59</b>	<b>10</b>	<b>14</b>	<b>3</b>	<b>2</b>	<b>200</b>

San Diego State	FG	3FG	FT	R	F	TP	A	TO	S	B	MP
Gwath	* 7-11	1-2	0-0	5	1	15	1	2	0	0	16
Heide	* 6-6	0-0	0-0	4	2	12	1	0	1	0	13
Harrington	* 4-6	0-0	1-1	3	0	9	4	1	1	0	18
Byrd	* 3-6	0-1	0-0	6	2	6	1	1	1	1	19
Dixon-Waters*	2-6	1-2	5-5	5	1	10	1	0	1	1	20
Compton	9-14	0-0	3-6	8	1	21	1	1	0	1	14
Oden	6-11	2-5	0-0	6	2	14	1	1	0	0	16
Newman Jr.	0-0	0-0	0-0	0	1	0	1	0	0	0	17
Davis	1-3	1-1	2-2	3	1	5	4	0	0	0	16
DeGourville	2-6	1-4	0-0	6	2	5	9	0	0	0	20
Simmons	6-7	0-0	3-4	7	0	15	2	1	2	0	11
Majak	1-4	0-0	0-1	5	3	2	0	3	0	0	10
Lowin	2-2	1-1	0-0	0	0	5	0	0	0	0	5
Gonzales	1-2	0-1	0-0	1	0	2	0	0	0	0	5
TEAM				1				0			
<b>Totals</b>	<b>50-84</b>	<b>7-17</b>	<b>14-19</b>	<b>60</b>	<b>16</b>	<b>121</b>	<b>26</b>	<b>10</b>	<b>6</b>	<b>3</b>	<b>200</b>

**Halftime:** San Diego State 62, Whittier 30. **FG%:** San Diego State 59.5, Whittier 32.2. **3FG%:** San Diego State 41.2, Whittier 30.0. **FT%:** San Diego State 73.7, Whittier 60.0. **Officials:** Kelly Pfeifer, Nate Harris, Andy O'Brien. **Technical:** None.



## GAME 12

### San Diego State 81 San Jose State 68

Dec. 30, 2025 | San Jose, Calif.  
Provident Credit Union Event Center | Att.: 3,585

**SAN JOSE, Calif.** — BJ Davis' 18 points led San Diego State in the Aztecs' 81-68 win at San Jose State on Tuesday night, SDSU's final contest of 2025.

San Diego State (8-4, 2-0 Mountain West) wins its second straight game and moves to 2-0 in conference play.

San Jose State (5-8, 0-2) falls to 0-2 in Mountain West games after losing at New Mexico on December 20.

The opening few minutes were a back-and-forth battle with the Aztecs pulling ahead and the Spartans fighting back.

With the score tied at nine and 16 minutes remaining until halftime, Miles Byrd made a layup to start a 10-0 run with two points apiece from Byrd, Magoon Gwath, Taj DeGourville, Pharaoh Compton and Sean Newman Jr. as SDSU pulled ahead 19-9 with 12:29 to go. Following a basket by SJSU's Yaphet Moundi, Compton made a pair of free throws and Jeremiah Oden scored a bucket to give the Aztecs a 12-point lead, the largest of the first half. San Jose State responded and was able to cut the deficit to four points heading into halftime.

In the second half, as the clock read 13:03, the Spartans' Marcus Overstreet scored their only bench points of the night to give San Jose State its lone lead of the game, going up 53-51. Gwath responded with a free throw before Davis made a pair of fast break layups and a free throw to put the Aztecs back up by four points.

A few minutes later, Compton made two more free throws, and Davis scored an additional two buckets to extend the lead to eight with just under four minutes remaining. After another minute, Davis drove to the hoop again in transition to spark another run. Byrd stole the ball and ran the length of the floor to slam the ball home ahead of two free throws from Davis to make it a 13-point game with 89 seconds on the clock. Reese Dixon-Waters drained a pair of wide-open three-pointers from the corner in the final 71 seconds to get the Aztecs' lead as high as 15 points as SDSU held on for a 81-68 victory.

Byrd and Compton each poured in 11 points and Dixon-Waters reached double digits with ten. Byrd added four steals and Compton pulled down a team-high six rebounds.

San Diego State shot better from the field (52.8%-34.5%) and beyond the arc (54.5%-23.1%) while San Jose State shot at a higher rate from the free throw line (91.7%-73.1%). SDSU dished out more assists (13-8). The Aztecs scored more points in the paint (44-22), in transition (24-4) and off the bench (42-2).

San Diego State earns its 15th straight win against the Spartans, moving to 22-1 when facing SJSU during the 13 seasons the teams have spent together in the Mountain West (since 2013-14).

San Diego State returns home to Steve Fisher Court at Viejas Arena on Saturday to take on Boise State at 7 p.m. PT. The contest will be broadcast on CBS Sports Network and San Diego Sports 760.

San Diego State	FG	3FG	FT	R	F	TP	A	TO	S	B	MP
Gwath	* 3-4	0-0	2-5	4	1	8	0	3	0	2	16
Heide	* 1-2	0-0	1-2	3	2	3	1	2	0	0	18
Harrington	* 2-4	1-2	2-2	2	3	7	4	2	0	0	19
Byrd	* 4-9	1-3	2-3	5	2	11	2	2	4	1	27
Dixon-Waters*	4-5	2-3	0-0	3	3	10	2	1	0	0	31
Newman Jr.	1-5	0-0	0-0	2	1	2	1	2	1	0	13
Compton	3-6	0-0	5-6	6	3	11	0	1	1	1	19
DeGourville	1-3	1-1	2-2	2	1	5	1	1	2	0	15
Oden	1-4	0-1	2-2	2	0	4	0	1	0	0	15
Davis	7-10	1-1	3-4	3	3	18	2	0	0	0	21
Simmons	1-1	0-0	0-0	2	0	2	0	1	0	0	6
TEAM				1				0			
<b>Totals</b>	<b>28-53</b>	<b>6-11</b>	<b>19-26</b>	<b>35</b>	<b>19</b>	<b>81</b>	<b>13</b>	<b>16</b>	<b>8</b>	<b>4</b>	<b>200</b>

San Jose State	FG	3FG	FT	R	F	TP	A	TO	S	B	MP
Langford	* 2-6	0-0	3-4	8	3	7	0	2	1	1	26
Moundi	* 3-3	0-0	0-0	2	1	6	1	1	2	0	10
Garland	* 7-21	2-11	14-14	4	2	30	1	5	0	0	37
Bell Jr.	* 3-8	2-2	5-5	1	3	13	0	1	1	0	34
Washington	* 4-13	2-8	0-1	2	2	10	3	3	1	0	38
Myers	0-2	0-1	0-0	4	4	0	2	0	1	3	19
Goodarzi	0-3	0-3	0-0	1	1	0	1	2	0	0	13
Moupadale	0-1	0-1	0-0	2	4	0	0	1	2	0	13
Overstreet	1-1	0-0	0-0	4	1	2	0	0	0	0	9
TEAM				1				3			
<b>Totals</b>	<b>20-58</b>	<b>6-26</b>	<b>22-24</b>	<b>29</b>	<b>21</b>	<b>68</b>	<b>8</b>	<b>18</b>	<b>8</b>	<b>4</b>	<b>200</b>

**Halftime:** San Diego State 42, San Jose State 38. **FG%:** San Diego State 52.8, San Jose State 34.5. **3FG%:** San Diego State 54.5, San Jose State 23.1. **FT%:** San Jose State 91.7, San Diego State 73.1. **Officials:** Jason Phillips, Tommy Nunez, Juan Corral. **Technical:** Gwath, SDSU (6:49, 1st).





## GAME 13

### San Diego State 110 Boise State 107

Jan. 3, 2026 | San Diego, Calif.  
Steve Fisher Court at Viejas Arena | Att: 10,295

**SAN DIEGO** — San Diego State basketball rung in the new year with a Mountain West thriller beating the visiting Boise State Broncos by a final score of 110-107. It took three overtime periods, but the Aztecs have now won five straight on Steve Fisher Court and remain undefeated in conference play.

The first half of play was outstanding basketball from Brian Dutcher's squad. The first eight and a half minutes were tightly contested with the Aztecs maintaining a 15-14 lead. With 11:22 left on the clock Magoon Gwath would knock down his second three point shot and jumpstart a 36-14 San Diego State run through the rest of the half. Six different players would score five or more points with Miles Byrd and Gwath leading the first half charge with nine points apiece. Everything on the Aztec's offense was clicking thanks to a 66% field goal percentage. Alongside the offensive output, the teams defense forced nine first half turnovers while holding the Broncos to just 10 made field goals, 33% shoot from the floor and 21% shooting from behind the arc.

Boise State responded in the second half with hot shooting from three to the tune of eight three pointers on a blistering 57% shooting clip. San Diego was able to hold on and force overtime thanks to clutch three-point shooting from the duo BJ Davis and Reese Dixon-Waters. Both players hit three pointers with under three minutes to go to keep the game within three points. A late and-1 conversion from Bosie's Drew Fielder would send the game to overtime.

Once overtime hit, the Broncos would score four points quickly before a Jeremiah Oden dunk cut the deficit to just two. From that point on BJ Davis took the extra frame of play over. The Aztecs guard not only scored nine points, but also picked off a deep inbound pass and hitting a three-point shot with 0.4 seconds on the clock to extend the game to a second overtime.

Freshman Elzie Harrington showed that he also was ready for the moment. Not only did he hit a shot from distance late in the first overtime period, but he also knocked down a tough pull up jump shot followed by stealing an inbound pass and converting a layup at the rim. Despite the freshman's best efforts, the Broncos weathered the storm and forced a triple overtime behind a Fielder three-point shot.

The third and final overtime was another back and forth five minutes of basketball. Boise jumped out to a five-point lead before Oden and Harrington responded with five points of their own. This time it was Miles Heide's turn to play the hero as the Aztecs big man scored back-to-back buckets thanks to some fancy footwork in the post. Boise's Javan Buchanan would knockdown a pair of free throws to tie up the contest once again but Dixon-Waters and Harrington responded with three straight free throw makes to put San Diego State ahead for good.

Boise State	FG	3FG	FT	R	F	TP	A	TO	S	B	MP
Meadow	* 9-19	2-7	5-6	3	3	25	1	0	3	0	51
Fielder	* 6-12	3-7	1-2	9	1	16	1	4	0	0	38
Buchanan	* 10-13	4-6	5-6	5	3	29	6	3	0	0	42
Andrews	* 3-17	2-11	8-8	6	0	16	6	3	0	0	47
Keene	* 0-1	0-1	2-2	2	2	2	1	1	2	0	15
Neto	3-6	3-5	4-4	2	5	13	2	2	0	0	32
Carmichael	1-7	0-3	0-0	5	3	2	0	3	0	0	14
Parolin	1-1	0-0	2-3	8	4	4	0	0	1	1	22
Ahrens	0-2	0-2	0-0	1	2	0	0	1	0	0	11
Buom	0-0	0-0	0-0	0	0	0	1	0	0	0	2
TEAM				4			1				
<b>Totals</b>	<b>33-78</b>	<b>14-42</b>	<b>27-31</b>	<b>45</b>	<b>24</b>	<b>107</b>	<b>18</b>	<b>18</b>	<b>6</b>	<b>1</b>	<b>275</b>

San Diego State	FG	3FG	FT	R	F	TP	A	TO	S	B	MP
Oden	* 3-6	1-4	0-0	3	4	7	1	1	0	1	29
Heide	* 4-6	0-0	0-3	6	3	8	1	1	2	0	32
Harrington	* 7-11	1-3	5-6	3	4	20	1	0	1	0	31
Byrd	* 4-11	1-4	4-6	5	3	13	2	2	3	2	39
Dixon-Waters	* 5-12	3-5	3-4	5	4	16	6	3	0	0	45
Compton	5-6	0-0	1-2	1	3	11	0	2	0	1	23
Gwath	3-3	2-2	1-2	0	3	9	0	2	0	0	15
Davis	6-15	3-6	7-9	10	2	22	6	2	4	0	41
Newman Jr.	0-0	0-0	0-0	0	0	0	3	1	0	0	7
DeGourville	2-3	0-0	0-0	1	2	4	1	0	0	0	14
TEAM				3			0				
<b>Totals</b>	<b>39-73</b>	<b>11-24</b>	<b>21-32</b>	<b>37</b>	<b>28</b>	<b>110</b>	<b>21</b>	<b>14</b>	<b>10</b>	<b>4</b>	<b>275</b>

**Halftime:** San Diego State 50, Boise State 29. **FG%:** San Diego State 53.4, Boise State 42.3. **3FG%:** San Diego State 45.8, Boise State 33.3. **FT%:** Boise State 87.1, San Diego State 65.6. **Officials:** Michael Irving, Bruno Kueneman, David Walker. **Technical:** Coach, BSU (6:20, 1st), Team, SDSU (2:12, 20T).



## GAME 14

### San Diego State 73 Nevada 68

Jan. 6, 2026 | Reno, Nev.  
Lawlor Event Center | Att.: 8,005

**RENO, Nev.** — San Diego State held Nevada without a field goal over the final three minutes of each half to hold on for a 73-68 win in Lawlor Events Center on Tuesday night.

San Diego State (10-4, 4-0 Mountain West) has won seven of its last eight games and will face Fresno State on Saturday.

The Wolf Pack pulled ahead early, scoring 14 of the first 16 points but the Aztecs battled back. SDSU went on a 10-0 run over two minutes starting at the ten-minute mark with a three-pointer by Sean Newman Jr., two buckets including a dunk by Miles Heide and a three-point play by Taj DeGourville. After a Nevada three to go up by seven with 3:03 left in the first half, San Diego State scored the final five points of the half. DeGourville made a bucket and a free throw, and BJ Davis sunk a pair of free throws to pull within two at halftime.

Just 12 seconds into the second half, Miles Byrd drained a three-pointer to give the Aztecs a 37-36 lead, their first of the night. Nevada reclaimed the lead before Byrd added a layup and another three to go back up by three with 16:37 remaining.

With the lead back at two in the final ten minutes, the Aztecs took their biggest lead of the night on a bucket by Reese Dixon-Waters, followed by another Heide dunk and a basket from Tae Simmons.

Nevada led by a point at the three-minute mark. The score stayed at 66-65 until Dixon-Waters drove to the bucket to put the Aztecs ahead at 1:42. With 31 seconds to go, Heide pulled down a rebound and put it back up for a bucket and was fouled, making it 69-66 SDSU. The Aztecs got a stop, and Davis made a pair of free throws before two free throws by Nevada made it a one-possession game. Elzie Harrington made both his shots from the charity stripe, and another stop finished the game with a 73-68 win for San Diego State.

Byrd led the scoring for the Aztecs with 14 points (ten in the second half) and had four rebounds, five assists, a block and two steals. Dixon-Waters, Heide, Davis and DeGourville each scored ten points. Heide and Davis both pulled down a team-high seven rebounds and Davis added four assists and three steals.

San Diego State shot better from the field (51.9%-35.6%) while Nevada scored at a higher rate from beyond the arc (28.6%-23.5%) and the free throw line (90.0%-68.4%). SDSU won the rebounding battle (38-31). The Aztecs scored more points in the paint (42-16), in transition (16-9) and off the bench (37-9).

San Diego State improves to 24-5 against Nevada in the Mountain West era (since 2012-13) including a 20-5 record in regular season games during that time frame.

San Diego State	FG	3FG	FT	R	F	TP	A	TO	S	B	MP
Oden	* 0-1	0-1	0-0	1	1	0	1	1	0	0	11
Heide	* 5-5	0-0	0-1	7	1	10	0	1	0	2	23
Harrington	* 0-0	0-0	2-2	0	0	2	2	2	1	0	10
Byrd	* 6-13	2-6	0-0	4	2	14	5	1	2	1	32
Dixon-Waters	* 5-9	0-2	0-0	4	2	10	0	2	0	1	28
Davis	2-8	0-4	6-7	7	2	10	4	1	3	0	27
Gwath	3-3	1-1	0-0	5	4	7	0	1	0	1	19
Compton	1-1	0-0	1-2	1	4	3	0	0	0	0	8
Newman Jr.	2-2	1-1	0-0	1	0	5	3	1	0	0	15
DeGourville	3-9	0-2	4-5	6	1	10	2	2	0	0	20
Simmons	1-3	0-0	0-2	0	2	2	1	0	1	0	7
TEAM				2			1				
<b>Totals</b>	<b>28-54</b>	<b>4-17</b>	<b>13-19</b>	<b>38</b>	<b>19</b>	<b>73</b>	<b>18</b>	<b>13</b>	<b>7</b>	<b>5</b>	<b>200</b>

Nevada	FG	3FG	FT	R	F	TP	A	TO	S	B	MP
Price	* 3-7	0-1	11-12	10	5	17	3	2	4	0	31
Lowery	* 1-2	1-2	2-2	7	1	5	1	0	1	1	24
Bailey III	* 5-13	3-6	0-0	2	2	13	3	0	1	0	31
Camper Jr.	* 4-11	0-3	0-0	2	2	8	3	1	1	0	28
Comer	* 5-15	2-9	4-4	2	3	16	2	4	0	0	28
Rolison	0-2	0-1	0-0	0	1	0	1	2	0	0	15
White	1-2	0-1	0-0	1	1	2	0	0	1	0	12
Walker	1-3	1-2	0-0	3	0	3	1	0	0	0	10
Coleman	0-0	0-0	0-0	0	0	0	0	0	0	0	3
Robinson	1-3	1-3	0-0	1	2	3	3	0	0	0	13
Graley	0-1	0-0	1-2	0	0	1	0	0	0	0	6
TEAM				3			0				
<b>Totals</b>	<b>21-59</b>	<b>8-28</b>	<b>18-20</b>	<b>31</b>	<b>17</b>	<b>68</b>	<b>17</b>	<b>9</b>	<b>8</b>	<b>1</b>	<b>200</b>

**Halftime:** Nevada 36, San Diego State 34. **FG%:** San Diego State 51.9, Nevada 35.6. **3FG%:** Nevada 28.6, San Diego State 23.5. **FT%:** Nevada 90.0, San Diego State 68.4. **Officials:** Alfred Smith, Jim Bruno, Ian Caldwell. **Technical:** None.



## GAME 15

### San Diego State 71 Fresno State 52

Jan. 10, 2026 | San Diego, Calif.  
Steve Fisher Court at Viejas Arena | Att: 10,544

**SAN DIEGO** — San Diego State basketball pushed their winning streak to five straight games with a 71-52 victory over the visiting Fresno State Bulldogs. The Aztecs move to perfect 5-0 in Mountain West play and have won three in a row on Steve Fisher Court.

The first half was a textbook Aztec's defensive display. They held Fresno State to just 21% shooting from the field, forced 11 turnovers and pulled down 29 rebounds. Magoon Gwath was a force in his 11 minutes of first half action scoring nine points, grabbing seven rebounds and swatting away a pair of shots. Along with Gwath, the Aztecs pumped in 20 points in the paint while scoring another 10 points off Fresno State turnovers. For good measure San Diego State ended the half on an 8-3 run capped off with a BJ Davis isolation drive to the basket for two.

Gwath continued his offensive efficiency, adding another nine points to the stat sheet on his way to a game high 18. The first six minutes were all Aztecs as they kickstarted the half with 16-2 run. The Bulldogs did spark a short-lived rally scoring nine straight points across a two-minute stretch but a Tae Simmons layup with 7:03 left in the game halted Fresno States scoring run. The game was all but sealed late with an 8-2 burst by the Aztecs on the way to the final buzzer highlighted by an emphatic Miles Byrd putback dunk and a Sean Newman Jr. corner three.

Gwath led the way in his 23 minutes of playing time chipping in eight rebounds and two steals to go along with his game high 18 points. Reese Dixon-Waters and Miles Byrd also reached double figures in scoring with the two wings combining for 23 points. Byrd was dynamic in all facets of the game with six rebounds, six assists and a pair of steals. Dixon-Waters secured a season's best nine rebounds as well. Alongside the trio's offensive output the team's defense was stellar. Fresno State was only able to connect on 31% of their shot attempts while committing 17 turnovers. The Aztecs were able to convert those turnovers into 13 points. Brian Dutcher's squad was also dominant in the interior as they won the rebounding battle 48-35 and scored 38 points in the paint compared to Fresno State's 18.

The Aztecs remain undefeated in the Mountain West with a 5-0 record. The team will be back in action after a four-day break from game action as they prepare to head to Laramie to face the Cowboys of the University of Wyoming. Tip-off is scheduled for 5:00 p.m. PST and will be televised on CBS Sports Network.

Fresno State	FG	3FG	FT	R	F	TP	A	TO	S	B	MP
Gory	* 6-15	1-5	3-3	14	0	16	4	2	1	0	35
Jacques	* 2-5	0-0	0-0	7	4	4	1	3	0	0	25
Heidbreder	* 3-15	3-11	2-2	1	1	11	1	2	0	0	34
Foos	* 0-3	0-2	0-0	1	0	0	0	1	1	0	10
Rieber	* 2-3	1-1	0-0	0	3	5	1	2	0	0	15
Stickman	0-2	0-0	2-2	3	2	2	4	3	2	0	25
Mani	2-4	1-2	0-0	1	2	5	0	0	1	1	14
Douglas Jr.	3-7	3-6	0-0	0	0	9	0	2	2	1	26
Kocevar	0-1	0-1	0-0	4	1	0	0	0	0	2	12
Diouf	0-1	0-1	0-0	0	0	0	0	0	0	0	1
Porto	0-3	0-3	0-0	0	0	0	0	0	0	0	3
TEAM				4			2				
<b>Totals</b>	<b>18-59</b>	<b>9-32</b>	<b>7-7</b>	<b>35</b>	<b>13</b>	<b>52</b>	<b>11</b>	<b>17</b>	<b>9</b>	<b>2</b>	<b>200</b>

San Diego State	FG	3FG	FT	R	F	TP	A	TO	S	B	MP
Gwath	* 8-12	2-2	0-0	8	1	18	1	2	1	2	23
Heide	* 2-5	0-1	1-2	5	2	5	0	0	0	0	19
Harrington	* 1-6	1-2	5-6	4	1	8	1	1	2	0	24
Byrd	* 5-10	0-3	0-1	6	0	10	6	2	2	0	23
Dixon-Waters	* 5-15	2-8	1-1	9	0	13	1	2	0	0	25
Compton	2-3	0-1	0-0	1	1	4	0	0	0	2	12
Davis	1-4	0-3	0-0	1	1	2	1	0	1	0	15
DeGourville	1-4	0-3	0-0	3	0	2	3	1	2	0	20
Oden	1-4	0-2	2-2	5	0	4	0	2	0	1	14
Newman Jr.	1-5	1-3	0-0	3	2	3	4	1	1	0	15
Simmons	1-2	0-1	0-0	2	2	2	0	0	0	0	11
TEAM				1			0				
<b>Totals</b>	<b>28-70</b>	<b>6-29</b>	<b>9-12</b>	<b>48</b>	<b>10</b>	<b>71</b>	<b>17</b>	<b>11</b>	<b>9</b>	<b>5</b>	<b>200</b>

**Halftime:** San Diego State 36, Fresno State 21. **FG%:** San Diego State 40.0, Fresno State 30.5. **3FG%:** Fresno State 20.7, San Diego State 28.1. **FT%:** Fresno State 100.0, San Diego State 75.0. **Officials:** Tommy Nunez, Brian McNutt, Daryl Gelinas. **Technical:** Newman Jr, SDSU (10:26, 1st).



## GAME 16

### San Diego State 74 Wyoming 57

Jan. 14, 2025 | Laramie, Wyo.  
Arena-Auditorium | Att: 4,556

**LARAMIE, Wyo.** — San Diego State went on 8-0 scoring runs in both halves as it picked up a 74-57 win at Wyoming on Wednesday night in the Aztecs' final trip to Laramie as part of the Mountain West.

San Diego State (12-4, 6-0 Mountain West) stays atop the conference standings ahead of Saturday's matchup against New Mexico.

Wyoming (11-5, 2-3 MW) will try to bounce back at Fresno State on Saturday night.

With the Cowboys leading 13-9 with 10:15 remaining in the first half, Reese Dixon-Waters made a three-pointer. Miles Byrd hit a pair of free throws to pull the Aztecs ahead before another basket from Dixon-Waters made it 16-13. Following a Wyoming free throw, freshmen Tae Simmons and Elzie Harrington extended the SDSU lead with a dunk and two free throws, respectively. Wyoming pulled within a possession on a three of its own before the Aztecs responded with three-pointers from Byrd and Gwath and Simmons drained a pair of free throws to make it a double-digit lead. SDSU went into the locker room leading 38-25 after BJ Davis went the length of the court for a layup at the buzzer, aided by a Pharaoh Compton screen.

The Aztecs never let the Cowboys get within single digits in the second half. Wyoming got as close as ten points three and a half minutes into the half before a pair of Byrd free throws and two straight buckets from Compton pushed the lead to 16. Magoon Gwath responded to a three-pointer with one of his own before scoring in the paint the next time down the floor ahead of a Taj DeGourville three that made it 59-38 Aztecs at the 12:47 mark.

SDSU extended its lead as far out as 24 points thanks to layups by Dixon-Waters, former Wyoming forward Jeremiah Oden and DeGourville in the final four minutes of the contest. Wyoming got closer but San Diego State emerged with a 74-57 victory.

Dixon-Waters (13 points), Byrd (12 points) and Simmons (ten points) each scored in double figures for San Diego State. Gwath led the way with six rebounds and Byrd dished out a quartet of assists.

Three Cowboys finished in double figures as Nasir Meyer scored 13 points, Gavin Gores had a dozen points and eight rebounds, and Leland Walker scored ten points.

San Diego State shot better from the field (50.0%-30.9%), beyond the arc (41.2%-29.4%) and the free throw line (78.6%-68.4%). The Aztecs scored more points in the paint (34-14), in transition (11-3) and off the bench (34-12).

San Diego State improves to 3-0 this season, 8-0 under Brian Dutcher and 23-5 in its last 28 games when wearing red uniforms.

San Diego State returns home to Steve Fisher Court at Viejas Arena on Saturday to battle New Mexico at 5 p.m. PT. The contest will be broadcast on CBS Sports Network and San Diego Sports 760.

San Diego State	FG	3FG	FT	R	F	TP	A	TO	S	B	MP
Gwath	* 3-8	1-2	0-1	6	0	7	1	1	0	1	19
Heide	* 2-3	0-0	0-0	2	4	4	1	0	1	1	15
Harrington	* 1-4	0-1	2-2	3	1	4	2	2	0	0	23
Byrd	* 3-7	2-4	4-4	3	2	12	4	1	1	2	23
Dixon-Waters*	5-9	3-5	0-0	3	2	13	2	1	0	0	23
Oden	1-7	0-3	1-2	3	3	3	0	1	1	0	14
Compton	2-3	0-0	0-0	2	2	4	0	1	0	2	16
Newman Jr.	0-0	0-0	2-2	0	0	2	1	0	0	0	10
Davis	4-5	0-1	0-1	4	1	8	1	0	2	0	24
DeGourville	3-4	1-1	0-0	3	0	7	1	1	1	0	19
Simmons	4-6	0-0	2-2	2	2	10	0	0	0	0	14
TEAM				3							0
<b>Totals</b>	<b>28-56</b>	<b>7-17</b>	<b>11-14</b>	<b>34</b>	<b>17</b>	<b>74</b>	<b>13</b>	<b>8</b>	<b>6</b>	<b>6</b>	<b>200</b>

Wyoming	FG	3FG	FT	R	F	TP	A	TO	S	B	MP
Saxon	* 1-2	1-1	0-1	5	3	3	1	1	0	2	27
Gores	* 5-8	0-1	2-2	8	2	12	0	1	1	1	25
Meyer	* 4-14	4-13	1-2	6	1	13	1	2	0	0	37
Bennett	* 2-8	2-5	1-2	1	1	7	7	1	0	0	26
Walker	* 2-7	1-2	5-6	5	2	10	5	3	0	0	30
Harakow	0-3	0-2	1-2	1	1	1	0	1	0	0	14
Magassa	1-3	0-0	3-4	3	4	5	0	0	1	1	14
Rojas	1-5	1-5	0-0	2	1	3	1	0	1	0	14
Dennis	1-5	1-5	0-0	1	1	3	1	0	0	0	13
TEAM				2							2
<b>Totals</b>	<b>17-55</b>	<b>10-34</b>	<b>13-19</b>	<b>34</b>	<b>16</b>	<b>57</b>	<b>16</b>	<b>11</b>	<b>3</b>	<b>4</b>	<b>200</b>

**Halftime:** San Diego State 38, Wyoming 25. **FG%:** San Diego State 50.0, Wyoming 30.9. **3FG%:** San Diego State 41.2, Wyoming 29.4. **FT%:** San Diego State 78.6, Wyoming 68.4. **Officials:** Mike Littlewood, Nate Harris, Jason Phillips. **Technical:** None.



## GAME 17

### San Diego State 83 New Mexico 79

Jan. 17, 2026 | San Diego, Calif.  
Steve Fisher Court at Viejas Arena | Att.: 12,414

**SAN DIEGO** — San Diego State earned their seventh consecutive victory and fourth straight win on Steve Fisher Court at Viejas Arena, outlasting the Lobos of New Mexico 83-79. The Aztecs now sit alone atop the Mountain West and own a 13-4 overall record on the season.

The first 11 and a half minutes of the game were tightly contested with neither team being able to pull away on the scoreboard. The Lobos were able to open a six-point lead with 12:44 on the clock, that would be their largest lead of the night. With eight minutes and 30 seconds remaining in the half Elzie Harrington knocked down a pull-up jump shot to kickstart a 24-7 scoring run. Reese Dixon-Waters and Miles Byrd would earn consecutive trips to the free throw line knocking down four straight attempts from the charity stripe. BJ Davis hit a midrange jumper before Byrd converted four more free throws to push San Diego State's lead to eight. Sophomore guard Taj DeGourville dropped in a three-point shot from the wing and a made free throw with just over a minute remaining before Pharaoh Compton capped off the half with an offensive rebound and putback. The Aztecs went into the break with a 48-35 lead.

New Mexico responded in the second half, even tying the game with 3:33 remaining. With the score tied, Davis would find Miles Heide cutting to the basket for an emphatic dunk giving the Aztecs back the lead. Both teams would exchange buckets down to the wire with New Mexico taking a two-point lead after a Tomislav Buljan dunk only for Miles Heide to hit a pair of free throws to tie up the contest at 79-79 with 56 seconds on the clock. With time winding down on the shot clock and 10 seconds left in the game BJ Davis drove to his left and rose up for a contested shot that would find the bottom of the net and give the Aztecs the lead for good. After a defensive stand resulting in Dixon-Waters securing a rebound, drawing a foul and connecting on both of his free throws, San Diego State held an 83-79 lead as the final buzzer sounded.

Miles Byrd led all scorers with 21 points while also pulling down eight rebounds, swiping three steals and blocking a season best four shots. Pharaoh Compton (12 points), Taj DeGourville's season best (11 points) and Reese Dixon-Waters (10 points) all reached double figures as well.

San Diego State finished the night with solid shooting splits including 49 percent from the floor and 41 percent from behind the arc. The second unit continued to be a source of offensive production winning the bench points battle 37-12.

The Aztecs remain undefeated in the Mountain West with a 7-0 record. They are now preparing for a two-game road trip starting with a visit to Phoenix, Ariz. Where they will face Grand Canyon who is coming off an upset victory over No. 23 Utah State. Tip-off against the Antelopes is set for 8:00 p.m. PT and will be broadcast on FS1.

New Mexico	FG	3FG	FT	R	F	TP	A	TO	S	B	MP
Chol	* 4-9	4-8	0-0	3	4	12	1	0	0	0	29
Buljan	* 8-15	0-1	4-5	14	3	20	2	6	4	1	29
Albury	* 2-5	0-1	5-6	1	2	9	2	6	2	0	26
Haupt	* 4-6	3-4	0-0	3	5	11	2	0	1	0	28
Hall	* 5-10	3-7	2-4	3	2	15	5	0	1	0	35
Miller	1-9	1-6	0-0	2	3	3	1	2	2	0	18
Tenette	1-6	1-3	2-2	5	2	5	2	0	0	0	25
Rock	1-1	0-0	2-4	4	1	4	0	2	0	1	11
TEAM				0							1
<b>Totals</b>	<b>26-61</b>	<b>12-30</b>	<b>15-21</b>	<b>35</b>	<b>22</b>	<b>79</b>	<b>15</b>	<b>17</b>	<b>10</b>	<b>2</b>	<b>200</b>

San Diego State	FG	3FG	FT	R	F	TP	A	TO	S	B	MP
Gwath	* 0-0	0-0	2-2	2	3	2	0	2	0	0	10
Heide	* 1-2	0-0	2-3	3	1	4	2	1	1	0	24
Harrington	* 4-12	1-3	0-0	1	1	9	1	3	1	0	21
Byrd	* 5-9	3-6	8-9	8	4	21	3	4	3	4	31
Dixon-Waters*	2-6	1-2	5-6	9	1	10	0	2	4	0	31
Oden	0-0	0-0	0-2	2	0	0	0	0	0	0	4
Newman Jr.	0-3	0-2	0-0	1	1	0	1	0	1	0	14
Davis	4-6	0-1	1-1	1	4	9	2	3	0	0	20
Compton	5-6	0-0	2-3	3	1	12	1	0	3	0	11
DeGourville	4-7	2-3	1-2	4	1	11	2	0	0	0	26
Simmons	2-4	0-0	1-2	2	1	5	0	0	0	0	9
TEAM				1							1
<b>Totals</b>	<b>27-55</b>	<b>7-17</b>	<b>22-30</b>	<b>37</b>	<b>18</b>	<b>83</b>	<b>12</b>	<b>16</b>	<b>13</b>	<b>4</b>	<b>200</b>

**Halftime:** San Diego State 48, New Mexico 35. **FG%:** San Diego State 49.1, New Mexico 42.6. **3FG%:** San Diego State 41.2, New Mexico 40.0. **FT%:** San Diego State 73.3, New Mexico 71.4. **Officials:** Tommy Nunez, Derek Anganes, Sutton Simon. **Technical:** None.



## GAME 18

### Grand Canyon 70 San Diego State 69

Jan. 21, 2026 | Phoenix, Ariz.  
Global Credit Union Arena | Att.: 7,179

**PHOENIX, Ariz.** — San Diego State came up a point short in a 70-69 score on Wednesday night at Grand Canyon.

San Diego State (13-5, 7-1 Mountain West) remains atop the conference standings ahead of Saturday's contest at UNLV.

Grand Canyon (12-6, 5-2 MW) will seek to earn another win at Fresno State on Saturday night.

Elzie Harrington scored the first four field goals for the Aztecs, the first three on layups. With the Aztecs trailing by two with ten minutes left in the first half, Pharaoh Compton made a layup before jumpers from Reese Dixon-Waters and Harrington gave SDSU a 22-20 lead at the eight-minute mark. Taj DeGourville made a go-ahead three-pointer with 13 seconds remaining in the half as the Aztecs took a 37-35 advantage into halftime.

The Aztecs fell behind by double digits in the second half but battled all the way back, taking the lead on a Tae Simmons putback with 53 seconds remaining that capped a 20-7 run. A key defensive stop bled the clock into the final ten seconds before the officials whistled a foul when Grand Canyon's Makai Williams was driving with two seconds left. Williams made both free throws to pull the Lopes in front with two ticks left.

Harrington (16 points), Dixon-Waters (12 points) and BJ Davis (11 points) each scored in double figures for San Diego State.

Grand Canyon was led by Jaden Henley and Williams (17 points each) and Brian Moore Jr added a dozen points.

San Diego State heads to Las Vegas on Saturday to take on UNLV at 1 p.m. PT. The contest will be broadcast on CBS and San Diego Sports 760.

San Diego State	FG	3FG	FT	R	F	TP	A	TO	S	B	MP
Oden	* 0-2	0-1	0-0	2	0	0	0	0	1	0	13
Heide	* 0-4	0-0	0-0	4	2	0	2	1	1	2	14
Harrington	* 7-12	1-3	1-1	2	2	16	1	2	3	0	26
Byrd	* 2-10	0-6	2-2	8	1	6	3	3	4	3	32
Dixon-Waters*	4-12	0-3	4-4	2	4	12	0	2	0	0	29
Newman Jr.	0-1	0-1	0-0	1	1	0	1	0	0	0	9
Compton	4-5	0-0	0-0	1	4	8	1	0	0	0	13
Simmons	3-4	0-0	2-2	9	3	8	0	0	1	0	20
Davis	3-6	1-2	4-6	6	2	11	1	0	0	0	20
DeGourville	2-6	1-2	3-4	2	1	8	1	2	1	1	22
TEAM				0							0
<b>Totals</b>	<b>25-62</b>	<b>3-18</b>	<b>16-19</b>	<b>37</b>	<b>20</b>	<b>69</b>	<b>10</b>	<b>10</b>	<b>11</b>	<b>6</b>	<b>200</b>

Grand Canyon	FG	3FG	FT	R	F	TP	A	TO	S	B	MP
Owusu-Anane*	3-8	3-5	0-0	7	4	9	3	3	1	1	33
Demirel	* 1-2	0-0	3-5	0	1	5	0	1	0	1	19
Moore Jr.	* 5-12	2-2	0-0	1	5	12	3	3	1	0	35
Henley	* 5-11	1-4	6-7	7	3	17	2	3	0	0	29
Shaw	* 2-5	2-4	0-0	5	1	6	2	1	2	1	23
Williams	3-9	2-4	9-10	4	2	17	1	2	2	0	27
Evans	0-0	0-0	4-6	5	1	4	0	1	1	2	20
Stromer	0-3	0-2	0-0	3	0	0	1	1	0	1	8
Breidenbach	0-0	0-0	0-0	1	1	0	0	1	0	0	5
TEAM				3							1
<b>Totals</b>	<b>19-50</b>	<b>10-21</b>	<b>22-28</b>	<b>36</b>	<b>18</b>	<b>70</b>	<b>12</b>	<b>17</b>	<b>7</b>	<b>6</b>	<b>200</b>

**Halftime:** San Diego State 37, Grand Canyon 35. **FG%:** San Diego State 40.3, Grand Canyon 38.0. **3FG%:** Grand Canyon 47.6, San Diego State 16.7. **FT%:** San Diego State 84.2, Grand Canyon 78.6. **Officials:** Keith Kimble, Brian Dorsey, Jeffrey Anderson. **Technical:** None.



## GAME 19

### San Diego State 82 UNLV 71

Jan. 24, 2026 | Las Vegas, Nev.  
Thomas & Mack Center | Att: 7,217

**LAS VEGAS** — Miles Byrd scored in double figures in each half, finishing with 23 points to lead San Diego State past UNLV by an 82-71 score at Thomas & Mack Center on Saturday afternoon.

San Diego State (14-5, 8-1 Mountain West) remains alone atop the conference standings ahead of Wednesday's contest against Colorado State.

UNLV (10-9, 5-3 MW) will try to get back in the win column in a home game against New Mexico on Tuesday night.

The Runnin' Rebels led early in the game before Reese Dixon-Waters made a three-pointer, Pharaoh Compton had a dunk and Byrd hit a three to give the Aztecs a 14-11 lead with 11:33 left in the opening half. UNLV went back ahead with six minutes to go before another three by Byrd, a bucket by Dixon-Waters and two free throws by Jeremiah Oden put SDSU ahead at the four-minute mark. A three-point play by Taj DeGourville, free throws from Dixon-Waters and yet another Byrd triple extended the lead to seven points heading into halftime.

SDSU led for the entirety of the second half, going up by as much as 16 points on a Miles Heide dunk at 2:15. UNLV scored late, getting within 11 at the end of the game as San Diego State won 82-71.

In addition to Byrd, Reese Dixon-Waters and Taj DeGourville each finished in double figures with 13 points. Byrd dished out five assists and logged four steals while Dixon-Waters grabbed seven rebounds.

Dra Gibbs-Lawhorn led the Rebels with 27 points. Kimani Hamilton added 12 points and Tyrin Jones scored ten. Emmanuel Stephen had seven rebounds to pace UNLV.

San Diego State shot better from the field (56.5%-51.0%), beyond the arc (61.5%-33.3%) and the free throw line (84.6%-54.5%). The Aztecs had more assists (18-11) and scored more off the bench (29-11).

Reese Dixon-Waters scored his 1,000th career point on a jump shot with 4:48 remaining in the first half.

San Diego State returns home to Steve Fisher Court at Viejas Arena on Wednesday to face Colorado State at 7:30 p.m. PT. The game will be broadcast on FS1 and San Diego Sports 760.



## GAME 20

### San Diego State 73 Colorado State 50

Jan. 28, 2026 | San Diego, Calif.  
Steve Fisher Court at Viejas Arena | Att: 12,414

**SAN DIEGO** — San Diego State scored the first eight points of the second half and didn't look back against Colorado State on Wednesday night, ultimately winning 73-50 at Viejas Arena.

San Diego State (15-5, 9-1 Mountain West) remains alone atop the conference standings ahead of Saturday morning's game at Utah State.

Colorado State (12-9, 3-7 MW) heads to Wyoming to face the Cowboys on Saturday night.

After falling behind 8-2 nearly four minutes into the contest, SDSU responded with 11 consecutive points. BJ Davis made a pair of free throws and a basket. Reese Dixon-Waters made two shots including a three-pointer and Pharaoh Compton added two free throws of his own to turn the six-point deficit into a five-point lead. SDSU extended that lead in the waning minutes of the first half. Dixon-Waters, Sean Newman Jr., Taj DeGourville and Miles Byrd each scored buckets for an 8-0 run before a few CSU points cut SDSU's lead to 33-27 heading into halftime.

The Aztecs responded at the beginning of the second half, scoring on a trio of Byrd free throws, a Dixon-Waters basket, a Miles Heide free throw and a Byrd dunk to stretch the lead to 41-27. The Rams replied with two three-pointers before another SDSU run, this time 9-0 including the first five points coming courtesy of Dixon-Waters. The Aztecs led by at least 15 points for the remainder of the contest, holding on to win 73-50.

Dixon-Waters (16 points) and Compton (15 points) led the scoring for San Diego State. Miles Byrd chipped in ten points of his own. Davis dished out five assists.

Colorado State was led by Jevin Muniz' nine points and Josh Pascarelli's five rebounds.

San Diego State shot better from the field (54.0%-33.3%), beyond the arc (46.2%-26.7%) and the free throw line (76.5%-71.4%). The Aztecs had more steals (10-5) and scored more in the paint (30-14) and off the bench (34-22).

Pharaoh Compton's 15 points were his career-high against a DI opponent.

San Diego State heads to Logan this weekend to take on Utah State at 10 a.m. PT. The game will be broadcast on CBS and San Diego Sports 760.

San Diego State	FG	3FG	FT	R	F	TP	A	TO	S	B	MP
Oden	* 0-2	0-0	4-4	1	0	4	0	0	0	0	12
Heide	* 3-4	0-0	3-4	4	2	9	1	2	0	0	26
Harrington	* 2-6	0-0	0-0	2	1	4	3	0	0	0	26
Byrd	* 7-8	5-5	4-4	1	4	23	5	3	4	0	33
Dixon-Waters*	3-11	2-6	5-6	7	1	13	2	2	2	0	32
Compton	3-3	0-0	0-0	2	3	6	0	0	0	0	13
Davis	0-2	0-0	0-0	0	2	0	2	1	1	1	13
Simmons	2-2	0-0	0-0	3	3	4	0	0	0	0	15
DeGourville	4-6	1-2	4-5	2	1	13	3	5	0	0	19
Newman Jr.	2-2	0-0	2-3	1	0	6	2	0	0	0	11
TEAM				2							0
<b>Totals</b>	<b>26-46</b>	<b>8-13</b>	<b>22-26</b>	<b>25</b>	<b>17</b>	<b>82</b>	<b>18</b>	<b>13</b>	<b>7</b>	<b>1</b>	<b>200</b>

UNLV	FG	3FG	FT	R	F	TP	A	TO	S	B	MP
Hamilton	* 3-7	2-4	4-4	2	1	12	1	1	0	0	36
Jones	* 4-5	0-0	2-10	4	3	10	2	0	3	0	34
Stephen	* 2-2	0-0	0-0	7	5	4	1	2	2	1	24
Gibbs-Lawhorn*	11-21	1-7	4-6	2	4	27	2	1	1	1	34
Fleming Jr.	* 2-7	1-4	2-2	6	3	7	2	3	1	0	33
Green	0-2	0-1	0-0	0	1	0	3	1	0	0	10
Bannorbie	1-1	0-0	0-0	1	2	2	0	1	0	0	11
Williamson	2-4	2-4	0-0	0	2	6	0	4	1	0	11
Brown	1-2	1-1	0-0	1	0	3	0	0	0	0	8
TEAM				2							0
<b>Totals</b>	<b>26-51</b>	<b>7-21</b>	<b>12-22</b>	<b>25</b>	<b>17</b>	<b>71</b>	<b>11</b>	<b>13</b>	<b>8</b>	<b>2</b>	<b>200</b>

**Halftime:** San Diego State 39, UNLV 34. **FG%:** San Diego State 56.5, UNLV 51.0. **3FG%:** San Diego State 61.5, UNLV 33.3. **FT%:** San Diego State 84.6, UNLV 54.5. **Officials:** Edwin Young, Scott Brown, Andy O'Brien. **Technical:** None.

Colorado State	FG	3FG	FT	R	F	TP	A	TO	S	B	MP
Jorgensen	* 2-9	1-6	0-0	4	2	5	0	1	1	0	30
Pascarelli	* 3-8	2-6	0-0	5	1	8	1	1	0	0	27
Rechtsleiner	* 2-8	2-6	0-0	3	0	6	3	4	0	0	22
Butler	* 2-5	1-4	2-2	2	3	7	1	4	0	0	23
Mbemba	* 1-4	0-1	0-0	1	2	2	1	1	1	1	22
Booth	1-5	0-2	2-3	1	1	4	0	0	2	0	12
McIver	0-0	0-0	3-4	0	3	3	0	0	0	0	13
Muniz	3-4	1-2	2-2	2	0	9	5	1	0	0	28
Kiudulas	2-2	1-1	1-2	3	1	6	0	1	0	0	12
Slater	0-2	0-1	0-0	0	0	0	0	0	0	0	3
Djappa	0-0	0-0	0-1	1	0	0	0	1	1	0	3
Mekonnen	0-1	0-1	0-0	0	0	0	0	0	0	0	2
TEAM				2				3			
<b>Totals</b>	<b>16-48</b>	<b>8-30</b>	<b>10-14</b>	<b>24</b>	<b>13</b>	<b>50</b>	<b>11</b>	<b>17</b>	<b>5</b>	<b>1</b>	<b>200</b>

San Diego State	FG	3FG	FT	R	F	TP	A	TO	S	B	MP
Oden	* 0-3	0-1	1-2	3	1	1	0	1	0	0	18
Heide	* 1-3	0-0	1-2	4	3	3	0	1	0	1	20
Davis	* 3-8	1-3	2-2	3	0	9	5	1	2	0	29
Byrd	* 3-8	1-4	3-4	3	3	10	0	1	3	0	25
Dixon-Waters*	7-9	2-2	0-0	2	1	16	0	1	0	0	30
Compton	6-7	0-0	3-3	5	0	15	0	1	2	1	18
Simmons	0-0	0-0	1-2	5	2	1	0	2	0	0	13
DeGourville	4-8	1-2	0-0	4	3	9	2	2	2	0	23
Newman Jr.	2-3	0-0	2-2	0	2	6	3	1	1	0	18
Majak	0-0	0-0	0-0	0	0	0	0	0	0	0	2
Lowin	1-1	1-1	0-0	0	0	3	0	0	0	0	2
Gonzales	0-0	0-0	0-0	0	1	0	0	0	0	0	2
TEAM				3				1			
<b>Totals</b>	<b>27-50</b>	<b>6-13</b>	<b>13-17</b>	<b>32</b>	<b>16</b>	<b>73</b>	<b>10</b>	<b>12</b>	<b>10</b>	<b>2</b>	<b>200</b>

**Halftime:** San Diego State 33, Colorado State 27. **FG%:** San Diego State 54.0, Colorado State 33.3. **3FG%:** San Diego State 46.2, Colorado State 26.7. **FT%:** San Diego State 76.5, Colorado State 71.4. **Officials:** Kevin Brill, Nate Harris, Amy Bonner. **Technical:** None.

# SAN DIEGO STATE SCHEDULE/RESULTS

**Record: 15-5** (Home: 10-1, Away: 4-1, Neutral: 1-3)  
**Mountain West: 9-1** (Home: 5-0, Away: 4-1)

Date	SDSU NR	Opponent	SDSU Result	W-L	Record	MW	Scorer	San Diego State High Rebounder	Assists	Attendance
Nov. 4	rv/rv	LONG BEACH STATE	W 77-45	W1	1-0		Byrd, Harrington - 13	Byrd - 8	DeGourville - 4	11,644
Nov. 9	rv/rv	IDAHO STATE	W 73-57	W2	2-0		Dixon-Waters - 15	Dixon-Waters - 6	Byrd - 6	11,526
Nov. 18	rv/rv	TROY	2ot-L 107-108	L1	2-1		Byrd - 24	Heide - 9	DeGourville - 6	11,531
Nov. 24		^vs. Michigan	L 54-94	L2	2-2		Harrington - 15	Heide - 8	Heide - 5	3,588
Nov. 25		^vs. Oregon	W 97-80	W1	3-2		Dixon-Waters - 22	Gwath - 6	Davis, DeGourville, Harrington - 4	3,839
Nov. 26		^vs. Baylor	L 81-91	L1	3-3		Byrd - 13	Oden - 7	Newman Jr. - 6	1,631
Dec. 3		UTAH VALLEY	W 77-66	W1	4-3		Davis - 18	Simmons - 7	DeGourville - 4	11,683
Dec. 10		LAMAR	W 89-71	W2	5-3		Byrd - 19	Heide - 7	Byrd - 4	11,257
Dec. 17		*AIR FORCE	W 81-58	W2	6-3	1-0	Davis - 19	Heide - 8	Davis, Harrington - 6	10,727
Dec. 20		#vs. Arizona	L 45-68	L1	6-4		Dixon-Waters - 8	Heide, Simmons - 5	Davis, Dixon-Waters - 2	10,567
Dec. 22		WHITTIER	W 121-59	W1	7-4		Compton - 21	Compton - 8	DeGourville - 9	9,761
Dec. 30		*at San Jose State	W 81-68	W2	8-4	2-0	Davis - 18	Compton - 6	Harrington - 4	3,585
Jan. 3		*BOISE STATE	3ot-W 110-107	W3	9-4	3-0	Davis - 22	Davis - 11	Davis, Dixon-Waters - 6	10,295
Jan. 6		*at Nevada	W 73-68	W4	10-4	4-0	Byrd - 14	Davis, Heide - 7	Byrd - 5	8,005
Jan. 10		*FRESNO STATE	W 71-52	W5	11-4	5-0	Gwath - 18	Dixon-Waters - 9	Byrd - 6	10,544
Jan. 13		*at Wyoming	W 74-57	W6	12-4	6-0	Dixon-Water - 13	Gwath - 6	Byrd - 4	4,556
Jan. 17		*NEW MEXICO	W 83-79	W7	13-4	7-0	Byrd - 21	Dixon-Waters - 9	Byrd - 3	12,414
Jan. 20		*at Grand Canyon	L 69-70	L1	13-5	7-1	Harrington - 16	Simmons - 9	Byrd - 3	7,179
Jan. 24		*at UNLV	W 82-71	W1	14-5	8-1	Byrd - 23	Dixon-Waters - 7	Byrd - 5	7,217
Jan. 27		*COLORADO STATE	W 73-50	W2	15-5	9-1	Dixon-Waters - 16	Compton, Simmons - 5	Davis - 5	12,414
Jan. 31		*at Utah State								
Feb. 3		*WYOMING								
Feb. 7		*at Air Force								
Feb. 14		*NEVADA								
Feb. 17		*GRAND CANYON								
Feb. 21		*at Colorado State								
Feb. 24		*UTAH STATE								
Feb. 27		*at New Mexico								
March 3		*at Boise State								
March 7		*UNLV								

Caps denotes home game. ^ - Players Era Festival (Las Vegas, Nev.). # - Naismith Hall of Fame Series (Phoenix, Ariz.). \* - Mountain West Game. + - Mountain West Men's Basketball Championship (Thomas & Mack Center; Las Vegas, Nevada). SDSU NR - San Diego State national ranking (Associated Press and USA Today coaches polls at game time). Time to the right of opponent name indicates time remaining on a game-winning shot.

## Record/Attendance Summary

	G	W-L	Total	Average	High
Home	11	10-1	123,796	11,254	12,414 vs. New Mexico (Jan. 17), vs. Colorado State (Jan. 28)
Mountain West	5	5-0	56,395	11,279	12,414 vs. New Mexico (Jan. 17), vs. Colorado State (Jan. 28)
Away	5	4-1	30,542	6,108	8,005 at Nevada (Jan. 7)
Mountain West	5	4-1	30,542	6,108	8,005 at Nevada (Jan. 7)
Neutral	4	1-3	19,625	4,906	10,567 vs. Arizona (Dec. 20)
Total	20	15-5	173,963	8,698	12,414 vs. New Mexico (Jan. 17), vs. Colorado State (Jan. 28)
Mountain West	10	9-1	87,936	8,794	12,414 vs. New Mexico (Jan. 17), vs. Colorado State (Jan. 28)

## Win/Loss Margin

	1	2	3	4	5	6	7	8	9	10	11	12	13	14	15	16	17	18	19	20	23	27	28	32	40	62	=<3	=<5	=<10
Win			1	1	1						2		1			1	2	1	1		2			1	1	1	1	3	3
Loss	2									1											1				1		2	2	3



# SEASON STATISTICS

Record: 15-5 (Home: 10-1, Away: 4-1, Neutral:1-3)

No.	Player	GP	GS	Min	Avg	TOTAL			3-PTS			FT	FTA	Pct	REBOUNDS				PF	FO	A	TO	Blk	Stl	Pts	Avg
						FG	FGA	Pct	3FG	FGA	Pct				Off	Def	Tot	Avg								
39	DIXON-WATERS, Reese	19	19	541	28.5	77	186	.414	29	82	.354	36	42	.857	10	64	74	3.9	36	0	31	24	3	16	219	11.5
21	BYRD, Miles	20	20	553	27.7	75	174	.431	29	85	.341	41	51	.804	8	75	83	4.2	39	0	55	39	19	43	220	11.0
10	DAVIS, BJ	20	1	439	22.0	66	151	.437	23	55	.418	63	73	.863	11	55	66	3.3	36	1	48	17	4	26	218	10.9
00	GWATH, Magoon	15	12	271	18.1	53	93	.570	11	19	.579	21	33	.636	24	40	64	4.3	28	0	5	26	22	8	138	9.2
05	COMPTON, Pharaoh	20	1	301	15.1	70	92	.761	0	1	.000	30	48	.625	26	36	62	3.1	50	1	7	17	19	11	170	8.5
03	HARRINGTON, Elzie	19	14	392	20.6	59	123	.480	16	30	.533	26	32	.813	7	25	32	1.7	24	0	43	31	2	12	160	8.4
24	DeGOURVILLE, Taj	20	5	374	18.7	38	95	.400	14	34	.412	27	36	.750	11	43	54	2.7	36	1	47	31	2	13	117	5.9
40	HEIDE, Miles	20	19	397	19.9	48	83	.578	1	6	.167	14	30	.467	47	51	98	4.9	48	0	22	20	10	11	111	5.6
25	ODEN, Jeremiah	20	8	302	15.1	33	81	.407	11	40	.275	23	31	.742	17	41	58	2.9	24	0	9	13	3	8	100	5.0
08	SIMMONS, Tae	19	0	220	11.6	35	51	.686	2	5	.400	20	29	.690	22	35	57	3.0	26	0	3	8	2	8	92	4.8
04	NEWMAN, Sean	20	1	292	14.6	17	52	.327	5	18	.278	19	20	.950	4	18	22	1.1	18	0	49	16	1	10	58	2.9
07	LAWIN, Cam	5	0	11	2.2	4	5	.800	3	4	.750	0	0	.000	0	0	0	0.0	2	0	0	1	0	0	11	2.2
09	GONZALES, Raymar	3	0	8	2.7	1	2	.500	0	1	.000	0	0	.000	1	0	1	0.3	2	0	0	1	0	0	2	0.7
33	MAJAK, Thokbor	7	0	24	3.4	1	5	.200	0	0	.000	0	1	.000	6	2	8	1.1	4	0	0	2	1	0	2	0.3
TEAM															20	30	50	2.5	0			11			0	
SAN DIEGO STATE		20				577	1193	.484	144	380	.379	320	426	.751	214	515	729	36.5	373	3	319	257	88	166	1618	80.9
OPPONENTS		20				460	1159	.397	187	568	.329	312	420	.743	219	448	667	33.3	349	10	270	301	50	142	1419	70.9

SCORE BY PERIODS:	1st	2nd	OT	2OT	3OT	Total
SAN DIEGO STATE	795	774	23	14	12	-1,618
OPPONENTS	651	721	23	15	9	-1,419

Mountain West: 9-1 (Home: 5-0, Away: 4-1)

No.	Player	GP	GS	Min	Avg	TOTAL			3-PTS			FT	FTA	Pct	REBOUNDS				PF	FO	A	TO	Blk	Stl	Pts	Avg
						FG	FGA	Pct	3FG	FGA	Pct				Off	Def	Tot	Avg								
21	BYRD, Miles	10	10	285	28.5	40	93	.430	15	43	.349	27	33	.818	4	44	48	4.8	21	0	31	21	13	29	122	12.2
39	DIXON-WATERS, Reese	10	10	293	29.3	41	96	.427	15	40	.375	18	21	.857	6	40	46	4.6	18	0	14	18	1	6	115	11.5
10	DAVIS, BJ	10	1	237	23.7	36	75	.480	10	27	.370	26	34	.765	7	31	38	3.8	18	0	30	8	1	14	108	10.8
00	GWATH, Magoon	7	5	120	17.1	25	37	.676	6	7	.857	7	13	.538	11	18	29	4.1	13	0	3	12	8	1	63	9.0
05	COMPTON, Pharaoh	10	0	151	15.1	36	45	.800	0	1	.000	13	18	.722	8	16	24	2.4	24	0	3	7	8	7	85	8.5
03	HARRINGTON, Elzie	9	9	202	22.4	26	62	.419	5	15	.333	19	21	.905	5	13	18	2.0	15	0	21	13	1	9	76	8.4
24	DeGOURVILLE, Taj	10	0	191	19.1	27	53	.509	10	19	.526	14	18	.778	7	23	30	3.0	13	0	18	15	1	8	78	7.8
40	HEIDE, Miles	10	10	212	21.2	24	41	.585	1	3	.333	9	19	.474	23	23	46	4.6	23	0	10	10	7	5	58	5.8
08	SIMMONS, Tae	9	0	105	11.7	14	22	.636	0	1	.000	6	10	.600	8	18	26	2.9	15	0	1	3	0	2	34	3.8
04	NEWMAN, Sean	10	0	129	12.9	10	24	.417	3	9	.333	6	7	.857	1	9	10	1.0	7	0	24	6	0	4	29	2.9
25	ODEN, Jeremiah	10	5	141	14.1	7	31	.226	2	15	.133	10	14	.714	7	17	24	2.4	10	0	4	7	2	4	26	2.6
07	LAWIN, Cam	2	0	3	1.5	1	1	1.000	1	1	1.000	0	0	.000	0	0	0	0.0	0	0	0	0	0	0	3	1.5
09	GONZALES, Raymar	2	0	3	1.5	0	0	.000	0	0	.000	0	0	.000	0	0	0	0.0	1	0	0	0	0	0	0	0.0
33	MAJAK, Thokbor	2	0	3	1.5	0	0	.000	0	0	.000	0	0	.000	0	0	0	0.0	0	0	0	0	0	0	0	0.0
TEAM															6	14	20	2.0	0			4			0	
SAN DIEGO STATE		10				287	580	.495	68	181	.376	155	208	.745	93	266	359	35.9	178	0	159	124	42	89	797	79.7
OPPONENTS		10				215	566	.380	92	288	.319	158	202	.782	94	226	320	32.0	176	5	128	151	27	69	680	68.0

SCORE BY PERIODS:	1st	2nd	OT	2OT	3OT	Total
SAN DIEGO STATE	390	376	14	5	12	-797
OPPONENTS	310	342	14	5	9	-680

No.	Player	GP	GS	Min	Avg	TOTAL			3-PTS			REBOUNDS														Pts	Avg
						FG	FGA	Pct	3FG	FGA	Pct	FT	FTA	Pct	Off	Def	Tot	Avg	PF	FO	A	TO	Blk	Stl			
00	GWATH, Magoon	8	6	147	18.4	35	56	.625	7	11	.636	16	23	.696	14	23	37	4.6	13	0	3	13	9	5	93	11.6	
39	DIXON-WATERS, Reese	10	10	293	29.3	40	98	.408	14	37	.378	20	25	.800	6	42	48	4.8	15	0	15	15	2	10	114	11.4	
10	DAVIS, BJ	11	1	253	23.0	36	86	.419	16	34	.471	36	39	.923	6	30	36	3.3	19	1	31	13	3	16	124	11.3	
21	BYRD, Miles	11	11	302	27.5	41	93	.441	15	43	.349	25	32	.781	5	46	51	4.6	19	0	30	21	11	26	122	11.1	
05	COMPTON, Pharaoh	11	1	169	15.4	50	64	.781	0	1	.000	20	32	.625	18	19	37	3.4	23	1	6	10	12	9	120	10.9	
03	HARRINGTON, Elzie	10	7	206	20.6	30	66	.455	8	17	.471	16	21	.762	5	14	19	1.9	14	0	23	18	2	7	84	8.4	
25	ODEN, Jeremiah	11	5	188	17.1	25	52	.481	8	26	.308	14	21	.667	10	24	34	3.1	16	0	7	9	3	6	72	6.5	
40	HEIDE, Miles	11	10	215	19.5	31	50	.620	1	6	.167	8	19	.421	31	28	59	5.4	25	0	9	9	3	7	71	6.5	
24	DeGOURVILLE, Taj	11	3	214	19.5	22	55	.400	9	22	.409	10	16	.625	6	27	33	3.0	24	1	32	13	0	7	63	5.7	
08	SIMMONS, Tae	10	0	114	11.4	18	27	.667	2	4	.500	16	23	.696	15	19	34	3.4	13	0	2	6	2	4	54	5.4	
07	LAWIN, Cam	4	0	11	2.8	4	4	1.000	3	3	1.000	0	0	.000	0	0	0	0.0	2	0	0	1	0	0	11	2.8	
04	NEWMAN, Sean	11	1	185	16.8	9	28	.321	3	13	.231	9	9	1.000	2	8	10	0.9	11	0	32	8	1	8	30	2.7	
09	GONZALES, Raymar	3	0	8	2.7	1	2	.500	0	1	.000	0	0	.000	1	0	1	0.3	2	0	0	1	0	0	2	0.7	
33	MAJAK, Thokbor	5	0	20	4.0	1	5	.200	0	0	.000	0	1	.000	6	2	8	1.6	4	0	0	2	1	0	2	0.4	
TEAM																11	17	28	2.5	0	8					0	
SAN DIEGO STATE		11				343	686	.500	86	218	.394	190	261	.728	136	299	435	39.5	200	3	190	147	49	105	962	87.5	
OPPONENTS		11				246	641	.384	108	329	.328	152	206	.738	110	239	349	31.7	205	6	144	187	22	82	752	68.4	

<b><u>SCORE BY PERIODS:</u></b>	<b><u>1st</u></b>	<b><u>2nd</u></b>	<b><u>OT</u></b>	<b><u>2OT</u></b>	<b><u>3OT</u></b>	<b><u>Total</u></b>
SAN DIEGO STATE	458	455	23	14	12	-962
OPPONENTS	329	376	23	15	9	-752

No.	Player	GP	GS	Min	Avg	TOTAL			3-PTS			REBOUNDS														Pts	Avg
						FG	FGA	Pct	3FG	FGA	Pct	FT	FTA	Pct	Off	Def	Tot	Avg	PF	FO	A	TO	Blk	Stl			
39	DIXON-WATERS, Reese	9	9	248	27.6	37	88	.420	15	45	.333	16	17	.941	4	22	26	2.9	21	0	16	9	1	6	105	11.7	
21	BYRD, Miles	9	9	251	27.9	34	81	.420	14	42	.333	16	19	.842	3	29	32	3.6	20	0	25	18	8	17	98	10.9	
10	DAVIS, BJ	9	0	186	20.7	30	65	.462	7	21	.333	27	34	.794	5	25	30	3.3	17	0	17	4	1	10	94	10.4	
03	HARRINGTON, Elzie	9	7	186	20.7	29	57	.509	8	13	.615	10	11	.909	2	11	13	1.4	10	0	20	13	0	5	76	8.4	
00	GWATH, Magoon	7	6	124	17.7	18	37	.486	4	8	.500	5	10	.500	10	17	27	3.9	15	0	2	13	13	3	45	6.4	
24	DeGOURVILLE, Taj	9	2	160	17.8	16	40	.400	5	12	.417	17	20	.850	5	16	21	2.3	12	0	15	18	2	6	54	6.0	
05	COMPTON, Pharaoh	9	0	132	14.7	20	28	.714	0	0	.000	10	16	.625	8	17	25	2.8	27	0	1	7	7	2	50	5.6	
40	HEIDE, Miles	9	9	182	20.2	17	33	.515	0	0	.000	6	11	.545	16	23	39	4.3	23	0	13	11	7	4	40	4.4	
08	SIMMONS, Tae	9	0	106	11.8	17	24	.708	0	1	.000	4	6	.667	7	16	23	2.6	13	0	1	2	0	4	38	4.2	
25	ODEN, Jeremiah	9	3	114	12.7	8	29	.276	3	14	.214	9	10	.900	7	17	24	2.7	8	0	2	4	0	2	28	3.1	
04	NEWMAN, Sean	9	0	107	11.9	8	24	.333	2	5	.400	10	11	.909	2	10	12	1.3	7	0	17	8	0	2	28	3.1	
07	LAWIN, Cam	1	0	0	0.0	0	1	.000	0	1	.000	0	0	.000	0	0	0	0.0	0	0	0	0	0	0	0	0.0	
33	MAJAK, Thokbor	2	0	4	2.0	0	0	.000	0	0	.000	0	0	.000	0	0	0	0.0	0	0	0	0	0	0	0	0.0	
TEAM															9	13	22	2.4	0			3			0		
SAN DIEGO STATE		9				234	507	.462	58	162	.358	130	165	.788	78	216	294	32.7	173	0	129	110	39	61	656	72.9	
OPPONENTS		9				214	518	.413	79	239	.331	160	214	.748	109	209	318	35.3	144	4	126	114	28	60	667	74.1	

<b><u>SCORE BY PERIODS:</u></b>	<b><u>1st</u></b>	<b><u>2nd</u></b>	<b><u>Total</u></b>
SAN DIEGO STATE	337	319	-656
OPPONENTS	322	345	-667

# WIN/LOSS STATISTICS

Wins: 15

No.	Player	GP	GS	Min	Avg	TOTAL			3-PTS			FT	FTA	Pct	REBOUNDS				PF	FO	A	TO	Blk	Stl	Pts	Avg
						FG	FGA	Pct	3FG	FGA	Pct				Off	Def	Tot	Avg								
39	DIXON-WATERS, Reese	14	14	390	27.9	61	132	.462	24	55	.436	20	24	.833	7	53	60	4.3	22	0	22	18	2	10	166	11.9
10	DAVIS, BJ	15	1	336	22.4	52	106	.491	19	41	.463	43	50	.860	8	43	51	3.4	23	0	41	14	3	22	166	11.1
21	BYRD, Miles	15	15	407	27.1	57	125	.456	22	57	.386	29	36	.806	6	59	65	4.3	29	0	46	30	15	38	165	11.0
00	GWATH, Magoon	11	9	193	17.5	45	74	.608	8	13	.615	10	17	.588	20	31	51	4.6	20	0	4	17	14	5	108	9.8
05	COMPTON, Pharaoh	15	0	233	15.5	59	77	.766	0	1	.000	26	40	.650	21	29	50	3.3	32	1	5	13	15	11	144	9.6
03	HARRINGTON, Elzie	14	11	290	20.7	38	84	.452	11	22	.500	22	27	.815	6	18	24	1.7	20	0	37	20	2	9	109	7.8
40	HEIDE, Miles	15	15	295	19.7	44	63	.698	1	6	.167	12	24	.500	30	38	68	4.5	33	0	14	17	5	8	101	6.7
24	DeGOURVILLE, Taj	15	3	276	18.4	32	74	.432	12	29	.414	19	24	.792	10	35	45	3.0	23	0	37	23	1	9	95	6.3
08	SIMMONS, Tae	14	0	157	11.2	27	40	.675	2	4	.500	18	27	.667	17	24	41	2.9	19	0	3	6	2	5	74	5.3
25	ODEN, Jeremiah	15	6	233	15.5	26	65	.400	7	30	.233	19	25	.760	11	30	41	2.7	23	0	8	11	3	6	78	5.2
04	NEWMAN, Sean	15	1	226	15.1	13	33	.394	4	13	.308	11	12	.917	0	13	13	0.9	9	0	39	11	1	8	41	2.7
07	LAWIN, Cam	5	0	11	2.2	4	5	.800	3	4	.750	0	0	.000	0	0	0	0.0	2	0	0	1	0	0	11	2.2
09	GONZALES, Raymar	3	0	8	2.7	1	2	.500	0	1	.000	0	0	.000	1	0	1	0.3	2	0	0	1	0	0	2	0.7
33	MAJAK, Thokbor	6	0	20	3.3	1	5	.200	0	0	.000	0	1	.000	6	2	8	1.3	4	0	0	2	1	0	2	0.3
TEAM															12	21	33	2.2	0			8			0	
SAN DIEGO STATE		15				460	885	.520	113	276	.409	229	307	.746	155	396	551	36.7	261	1	256	192	64	131	1262	84.1
OPPONENTS		15				323	854	.378	139	432	.322	203	270	.752	148	305	453	30.2	257	5	198	238	34	101	988	65.9

SCORE BY PERIODS:	1st	2nd	OT	2OT	3OT	Total
SAN DIEGO STATE	624	607	14	5	12	-1,262
OPPONENTS	465	495	14	5	9	-988

Losses: 5

No.	Player	GP	GS	Min	Avg	TOTAL			3-PTS			FT	FTA	Pct	REBOUNDS				PF	FO	A	TO	Blk	Stl	Pts	Avg
						FG	FGA	Pct	3FG	FGA	Pct				Off	Def	Tot	Avg								
21	BYRD, Miles	5	5	146	29.2	18	49	.367	7	28	.250	12	15	.800	2	16	18	3.6	10	0	9	9	4	5	55	11.0
39	DIXON-WATERS, Reese	5	5	151	30.2	16	54	.296	5	27	.185	16	18	.889	3	11	14	2.8	14	0	9	6	1	6	53	10.6
10	DAVIS, BJ	5	0	103	20.6	14	45	.311	4	14	.286	20	23	.870	3	12	15	3.0	13	1	7	3	1	4	52	10.4
03	HARRINGTON, Elzie	5	3	102	20.4	21	39	.538	5	8	.625	4	5	.800	1	7	8	1.6	4	0	6	11	0	3	51	10.2
00	GWATH, Magoon	4	3	78	19.5	8	19	.421	3	6	.500	11	16	.688	4	9	13	3.3	8	0	1	9	8	3	30	7.5
05	COMPTON, Pharaoh	5	1	68	13.6	11	15	.733	0	0	.000	4	8	.500	5	7	12	2.4	18	0	2	4	4	0	26	5.2
24	DeGOURVILLE, Taj	5	2	98	19.6	6	21	.286	2	5	.400	8	12	.667	1	8	9	1.8	13	1	10	8	1	4	22	4.4
25	ODEN, Jeremiah	5	2	69	13.8	7	16	.438	4	10	.400	4	6	.667	6	11	17	3.4	1	0	1	2	0	2	22	4.4
08	SIMMONS, Tae	5	0	63	12.6	8	11	.727	0	1	.000	2	2	1.000	5	11	16	3.2	7	0	0	2	0	3	18	3.6
04	NEWMAN, Sean	5	0	66	13.2	4	19	.211	1	5	.200	8	8	1.000	4	5	9	1.8	9	0	10	5	0	2	17	3.4
40	HEIDE, Miles	5	4	102	20.4	4	20	.200	0	0	.000	2	6	.333	17	13	30	6.0	15	0	8	3	5	3	10	2.0
33	MAJAK, Thokbor	1	0	4	4.0	0	0	.000	0	0	.000	0	0	.000	0	0	0	0.0	0	0	0	0	0	0	0	0.0
TEAM															8	9	17	3.4	0			3			0	
SAN DIEGO STATE		5				117	308	.380	31	104	.298	91	119	.765	59	119	178	35.6	112	2	63	65	24	35	356	71.2
OPPONENTS		5				137	305	.449	48	136	.353	109	150	.727	71	143	214	42.8	92	5	72	63	16	41	431	86.2

SCORE BY PERIODS:	1st	2nd	OT	2OT	Total
SAN DIEGO STATE	171	167	9	9	-356
OPPONENTS	186	226	9	10	-431

No.	Player	GP	GS	Min	Avg	TOTAL			3-PTS			REBOUNDS										Pts	Avg															
						FG	FGA	Pct	3FG	FGA	Pct	FT	FTA	Pct	Off	Def	Tot	Avg	PF	FO	A			TO	Blk	Stl												
10	DAVIS, BJ	3	0	59	19.7	13	22	.591	5	10	.500	12	13	.923	1	6	7	2.3	6	0	5	2	0	3	43	14.3												
03	HARRINGTON, Elzie	3	1	63	21.0	15	24	.625	6	6	1.000	3	4	.750	0	1	1	0.3	3	0	8	3	0	1	39	13.0												
39	DIXON-WATERS, Reese	3	3	76	25.3	14	32	.438	8	22	.364	3	3	1.000	0	4	4	1.3	6	0	8	1	0	4	39	13.0												
21	BYRD, Miles	3	3	80	26.7	10	27	.370	4	15	.267	1	2	.500	1	8	9	3.0	8	0	5	8	1	1	25	8.3												
00	GWATH, Magoon	3	3	49	16.3	8	16	.500	2	4	.500	2	2	1.000	4	6	10	3.3	8	0	0	6	5	3	20	6.7												
25	ODEN, Jeremiah	3	0	44	14.7	5	11	.455	2	6	.333	2	2	1.000	3	12	15	5.0	4	0	1	1	0	0	14	4.7												
04	NEWMAN, Sean	3	0	35	11.7	3	12	.250	1	3	.333	6	6	1.000	1	5	6	2.0	4	0	8	4	0	0	13	4.3												
05	COMPTON, Pharaoh	3	0	48	16.0	5	7	.714	0	0	.000	2	6	.333	2	8	10	3.3	7	0	0	4	2	1	12	4.0												
24	DeGOURVILLE, Taj	3	2	53	17.7	3	12	.250	1	4	.250	4	4	1.000	1	5	6	2.0	6	0	7	6	1	2	11	3.7												
08	SIMMONS, Tae	3	0	26	8.7	4	6	.667	0	1	.000	0	0	.000	1	1	2	0.7	1	0	0	0	0	1	8	2.7												
40	HEIDE, Miles	3	3	63	21.0	4	9	.444	0	0	.000	0	0	.000	6	8	14	4.7	8	0	8	5	2	2	8	2.7												
07	LAWIN, Cam	1	0	0	0.0	0	1	.000	0	1	.000	0	0	.000	0	0	0	0.0	0	0	0	0	0	0	0	0.0												
33	MAJAK, Thokbor	2	0	4	2.0	0	0	.000	0	0	.000	0	0	.000	0	0	0	0.0	0	0	0	0	0	0	0	0.0												
TEAM														6				7	13	4.3	0								0									
SAN DIEGO STATE		3				84				179	.469				29	72	.403				35	42	.833				26	71	97	32.3	61	0	50	42	11	18	232	77.3
OPPONENTS		3				89				187	.476				32	84	.381				55	74	.743				39	72	111	37.0	37	1	49	35	8	21	265	88.3

<b><u>SCORE BY PERIODS:</u></b>	<b><u>1st</u></b>	<b><u>2nd</u></b>	<b><u>Total</u></b>
SAN DIEGO STATE	120	112	-232
OPPONENTS	126	139	-265

## Record: 0-1 (Neutral: 0-1)

No.	Player	GP	GS	Min	Avg	TOTAL			3-PTS			REBOUNDS														Pts	Avg
						FG	FGA	Pct	3FG	FGA	Pct	FT	FTA	Pct	Off	Def	Tot	Avg	PF	FO	A	TO	Blk	Stl			
39	DIXON-WATERS, Reese	1	1	31	31.0	2	10	.200	0	4	.000	4	4	1.000	1	2	3	3.0	3	0	2	0	0	0	8	8.0	
21	BYRD, Miles	1	1	24	24.0	2	7	.286	0	3	.000	3	4	.750	1	1	2	2.0	1	0	1	0	0	1	7	7.0	
40	HEIDE, Miles	1	1	23	23.0	2	6	.333	0	0	.000	2	4	.500	2	3	5	5.0	4	0	0	0	0	0	6	6.0	
05	COMPTON, Pharaoh	1	0	15	15.0	2	3	.667	0	0	.000	2	2	1.000	1	2	3	3.0	4	0	0	1	2	0	6	6.0	
10	DAVIS, BJ	1	0	21	21.0	1	12	.083	0	3	.000	2	3	.667	0	3	3	3.0	1	0	2	0	0	1	4	4.0	
03	HARRINGTON, Elzie	1	1	19	19.0	2	7	.286	0	1	.000	0	0	.000	1	2	3	3.0	0	0	0	2	0	0	4	4.0	
08	SIMMONS, Tae	1	0	15	15.0	2	2	1.000	0	0	.000	0	0	.000	1	4	5	5.0	2	0	0	1	0	1	4	4.0	
25	ODEN, Jeremiah	1	0	3	3.0	1	2	.500	1	2	.500	0	0	.000	0	0	0	0.0	0	0	0	0	0	0	3	3.0	
04	GWATH, Magoon	1	1	23	23.0	1	6	.167	0	1	.000	1	2	.500	2	0	2	2.0	2	0	1	2	4	0	3	3.0	
00	NEWMAN, Sean	1	0	13	13.0	0	2	.000	0	0	.000	0	0	.000	0	1	1	1.0	1	0	1	1	0	1	0	0.0	
24	DeGOURVILLE, Taj	1	0	13	13.0	0	0	.000	0	0	.000	0	0	.000	0	0	0	0.0	2	0	0	1	0	0	0	0.0	
TEAM																1	0	1	1.0	0					0		
SAN DIEGO STATE		1					15	57	.263	1	14	.071	14	19	.737	10	18	28	28.0	20	0	7	8	6	4	45	45.0
OPPONENTS		1					22	58	.379	6	25	.240	18	27	.667	20	32	52	52.0	14	0	13	11	3	5	68	68.0

SCORE BY PERIODS:	1st	2nd	Total
SAN DIEGO STATE	27	18	-45
OPPONENTS	28	40	-68



**Record: 5-4 (Home: 2-0; Away: 3-1; Neutral: 0-3)**

No.	Player	TOTAL										3-PTS			REBOUNDS											
		GP	GS	Min	Avg	FG	FGA	Pct	3FG	FGA	Pct	FT	FTA	Pct	Off	Def	Tot	Avg	PF	FO	A	TO	Blk	Stl	Pts	Avg
21	BYRD, Miles	9	9	268	29.8	36	85	.424	16	45	.356	26	31	.839	2	34	36	4.0	21	0	25	18	12	18	114	12.7
39	DIXON-WATERS, Reese	9	9	265	29.4	31	88	.352	13	42	.310	24	27	.889	6	30	36	4.0	21	0	18	13	1	10	99	11.0
03	HARRINGTON, Elzie	9	8	199	22.1	33	70	.471	7	15	.467	13	15	.867	5	10	15	1.7	11	0	14	12	0	6	86	9.6
10	DAVIS, BJ	9	0	204	22.7	27	69	.391	6	23	.261	26	33	.788	7	30	37	4.1	19	0	19	8	1	12	86	9.6
24	DeGOURVILLE, Taj	9	1	168	18.7	21	43	.488	6	12	.500	16	20	.800	4	16	20	2.2	13	0	13	15	1	4	64	7.1
05	COMPTON, Pharaoh	9	0	129	14.3	24	31	.774	0	0	.000	8	15	.533	5	14	19	2.1	29	0	2	7	7	3	56	6.2
00	GWATH, Magoon	7	5	112	16.0	12	28	.429	5	9	.556	6	9	.667	5	14	19	2.7	17	0	2	13	7	1	35	5.0
08	SIMMONS, Tae	8	0	105	13.1	17	26	.654	0	1	.000	5	8	.625	7	15	22	2.8	14	0	1	1	0	4	39	4.9
40	HEIDE, Miles	9	9	198	22.0	17	35	.486	0	0	.000	7	15	.467	18	25	43	4.8	22	0	13	8	7	7	41	4.6
04	NEWMAN, Sean	9	0	106	11.8	7	22	.318	2	7	.286	10	11	.909	2	7	9	1.0	7	0	18	6	0	2	26	2.9
25	ODEN, Jeremiah	9	4	117	13.0	8	27	.296	4	15	.267	5	8	.625	6	16	22	2.4	9	0	2	4	1	2	25	2.8
33	MAJAK, Thokbor	1	0	4	4.0	0	0	.000	0	0	.000	0	0	.000	0	0	0	0.0	0	0	0	0	0	0	0	0.0
	TEAM														8	14	22	2.4	0			4			0	
	SAN DIEGO STATE	9				233	524	.445	59	169	.349	146	192	.760	75	225	300	33.3	183	0	127	109	37	69	671	74.6
	OPPONENTS	9				228	538	.424	87	257	.339	162	220	.736	105	238	343	38.1	160	6	134	117	25	64	705	78.3

<b><u>SCORE BY PERIODS:</u></b>	<b><u>1st</u></b>	<b><u>2nd</u></b>	<b><u>OT</u></b>	<b><u>2OT</u></b>	<b><u>3OT</u></b>	<b><u>Total</u></b>
SAN DIEGO STATE	342	298	14	5	12	-671
OPPONENTS	307	370	14	5	9	-705

# TEAM GAME-BY-GAME

Opponent	Site/Date	FG-FGA	Pct	3P-3PA	Pct	FT-FTA	Pct	Off-Def	Tot	PF	AT	TO	ST	BS	1st-2nd	Pts
at (rv/rv) SDSU Long Beach State	H	26-60	.433	11-23	.478	14-19	.737	12-26	38	13	16	15	11	4	40-37	77
	11/4	19-59	.322	5-24	.208	2-5	.400	12-23	35	20	14	21	7	3	25-20	45
at (rv/rv) SDSU Idaho State	H	29-49	.592	6-17	.353	9-12	.750	5-17	22	19	17	12	11	5	34-39	73
	11/9	20-45	.444	7-21	.333	10-14	.714	9-16	25	15	12	19	6	0	21-36	57
at (rv/rv) SDSU Troy	H	32-68	.471	9-23	.391	34-48	.708	20-30	50	29	18	20	9	7	38-51-9-9	107
	11/18	32-72	.444	12-34	.353	32-43	.744	17-23	40	31	15	13	12	0	38-51-9-10	108
SDSU vs. (No. 7/6) Michigan	N	17-62	.274	7-23	.304	13-16	.813	12-22	34	21	8	17	6	2	33-21	54
	11/24	34-68	.500	11-33	.333	15-22	.682	15-34	49	15	14	13	11	5	45-49	94
SDSU vs. (rv/rv) Oregon	N	39-58	.672	11-23	.478	8-9	.889	8-26	34	18	22	15	7	6	51-46	97
	11/25	25-62	.403	12-28	.429	18-22	.818	14-12	26	8	17	13	4	2	41-39	80
SDSU vs. (rv/rv) Baylor	N	28-59	.475	11-26	.423	14-17	.824	6-23	29	22	20	10	5	3	36-45	81
	11/26	30-57	.526	9-23	.391	22-30	.733	10-26	36	14	18	9	6	1	40-51	91
at SDSU Utah Valley	H	25-56	.446	5-15	.333	22-28	.786	12-23	35	18	13	13	12	4	33-44	77
	12/3	23-55	.418	10-27	.370	10-15	.667	11-21	32	20	16	19	10	1	32-34	66
at SDSU Lamar	H	29-60	.483	8-18	.444	23-31	.742	12-28	40	19	13	13	6	6	51-38	89
	12/10	21-58	.362	14-35	.400	15-20	.750	9-21	30	20	13	18	9	5	41-30	71
at SDSU Air Force	H	31-61	.508	10-22	.455	9-13	.692	13-22	35	13	27	11	8	5	33-48	81
	12/17	19-46	.413	8-24	.333	12-16	.750	6-20	26	12	9	15	5	4	20-28	58
SDSU vs. (No. 1/2) Arizona	N	15-57	.263	1-14	.071	14-19	.737	10-18	28	20	7	8	4	6	27-18	45
	12/20	22-58	.379	6-25	.240	18-27	.667	20-32	52	14	13	11	5	3	28-40	68
at SDSU Whittier	H	50-84	.595	7-17	.412	14-19	.737	14-36	60	16	26	10	6	3	62-59	121
	12/22	19-59	.332	9-30	.300	12-20	.600	8-13	21	16	10	14	3	2	30-29	59
SDSU at San Jose State	A	28-53	.528	6-11	.545	19-26	.731	11-24	35	19	13	16	8	4	42-39	81
	12/30	20-58	.345	6-26	.231	22-24	.917	12-17	29	21	8	18	8	4	38-30	68
at SDSU Boise State	H	39-73	.534	11-24	.458	21-32	.656	8-30	38	29	21	14	10	4	50-29-14-5-12	110
	1/3	33-79	.418	14-42	.333	27-31	.871	13-32	45	24	18	17	6	1	29-50-14-5-9	107
SDSU at Nevada	A	28-54	.519	4-17	.235	13-19	.684	12-26	38	19	18	13	7	5	34-39	73
	1/6	21-59	.356	8-28	.286	18-20	.900	13-18	31	17	17	9	8	1	36-32	68
at SDSU Fresno State	H	28-70	.400	6-29	.207	9-12	.750	13-35	48	10	17	11	9	5	36-35	71
	1/10	18-59	.305	9-32	.281	7-7	1.000	5-30	35	13	11	17	9	2	21-31	52
SDSU at Wyoming	A	28-56	.500	7-17	.412	11-14	.786	5-29	34	17	13	8	6	6	38-36	74
	1/13	17-55	.309	10-34	.294	13-19	.684	9-25	34	16	16	11	3	4	25-32	57
at SDSU New Mexico	H	27-55	.491	7-17	.412	22-30	.733	8-29	37	18	12	16	13	4	48-35	83
	1/17	26-61	.426	12-30	.400	15-21	.714	9-26	35	22	15	17	10	2	35-44	79
SDSU at Grand Canyon	A	25-62	.403	3-18	.167	16-19	.842	11-26	37	20	10	10	11	6	37-32	69
	1/21	19-50	.380	10-21	.476	22-28	.786	9-27	36	18	12	17	6	6	35-35	70
SDSU at UNLV	A	26-46	.565	8-13	.615	22-26	.746	3-22	25	17	18	13	7	1	39-43	82
	1/24	26-51	.510	7-21	.333	12-22	.545	7-18	25	21	11	13	8	2	34-37	71
at SDSU Colorado State	H	27-50	.540	6-13	.462	13-17	.765	9-23	32	16	10	12	10	2	33-40	73
	1/27	16-48	.333	8-30	.267	10-14	.714	11-13	24	13	11	17	5	1	27-23	50

INDIVIDUAL GAME-BY-GAME (POINTS/REBOUNDS/ASSISTS)

Opponent	0 Magoon Gwath	3 Eltie Harrington	4 Sean Newman Jr.	5 Pharaoh Compton	6 Latrell Davis	7 Cam Lawin	8 Tae Simmons	9 Raymar Gonzales	10 BJ Davis	21 Miles Byrd	24 Taj DeGourville	25 Jeremiah Oden	33 Thokbor Majak	39 Reese Dixon-Waters	40 Miles Heide
LONG BEACH STATE	INJ	13/3/4	0/1/3	6/4/1	DNP	3/0/0	10/7/0	DND	6/4/0	13/8/3	10/2/2	6/0/1	0/2/0	INJ	10/5/2
IDAHO STATE	DNP	8/0/3	0/0/4	14/0/0	DND	DNP	3/1/0	DNP	3/1/0	4/1/6	4/2/1	13/3/0	0/1/0	15/6/2	9/5/1
TROY	20/7/0	4/2/1	4/3/2	6/2/1	DND	DNP	0/1/0	DNP	15/1/3	24/3/3	3/5/6	11/5/1	DNP	16/6/1	4/9/0
^vs. (7/6) Michigan	7/2/0	15/0/1	3/1/0	2/4/0	DND	DNP	0/0/0	DND	11/3/0	5/1/0	4/1/0	2/3/0	0/0/0	5/3/2	0/8/5
^vs. (rv/rv) Oregon	13/6/0	12/0/4	0/2/2	6/4/0	DND	0/0/0	2/1/0	DND	21/2/4	7/4/3	0/4/4	6/5/1	0/0/0	22/1/2	8/2/2
^vs. (rv/rv) Baylor	0/2/0	12/1/3	10/3/6	4/2/0	DND	DNP	6/1/0	DND	11/2/1	13/4/2	7/1/3	6/7/0	DNP	12/0/4	0/4/1
UTAH VALLEY	7/5/0	4/2/2	4/1/3	12/5/3	DND	DND	15/7/0	DNP	18/4/2	0/1/1	3/1/4	7/2/0	DNP	7/1/1	0/3/0
LAMAR	10/6/0	3/0/0	8/0/3	8/6/1	DND	DNP	3/1/0	DNP	16/5/2	19/5/4	3/2/0	6/3/1	DNP	9/3/2	4/7/0
*AIR FORCE	12/4/1	6/1/6	5/1/5	11/2/1	DND	0/0/0	0/1/0	0/0/0	19/2/6	2/5/1	9/3/2	3/2/2	0/0/0	2/2/1	12/8/2
#vs. Arizona	3/2/1	4/3/0	0/1/1	6/3/0	DND	DNP	4/5/0	DNP	4/3/2	7/2/1	0/0/0	3/0/0	DNP	8/3/2	6/5/0
WHITTIER	15/5/1	9/3/4	0/0/1	21/8/1	DND	5/0/0	15/7/2	2/1/0	5/3/4	6/6/1	5/6/9	14/6/1	2/5/0	10/5/1	12/4/1
*at San Jose State	8/4/0	7/2/4	2/2/1	11/6/0	DND	DNP	2/2/0	DNP	18/3/2	11/5/2	5/2/1	4/2/0	DNP	10/3/2	3/3/2
*BOISE STATE	9/0/0	20/3/1	0/0/3	11/1/0	DND	DNP	INJ	DNP	22/11/6	13/5/2	4/1/1	7/3/1	DNP	16/5/6	8/6/1
*at Nevada	7/5/5	2/0/2	5/1/3	3/1/0	DND	DNP	2/0/1	DNP	10/7/4	14/4/5	10/6/2	0/1/1	DNP	10/4/0	10/7/0
*FRESNO STATE	18/8/1	8/4/1	3/3/4	4/1/0	DND	DNP	2/2/0	DNP	2/1/1	10/6/6	2/3/3	4/5/0	DNP	13/9/1	5/5/0
*at Wyoming	7/6/1	4/3/2	2/0/1	4/2/0	DND	DNP	10/2/0	DNP	8/4/1	12/3/4	7/3/1	3/3/0	DNP	12/3/2	4/2/1
*NEW MEXICO	2/2/0	9/1/1	0/1/1	12/3/1	DND	DNP	5/2/0	DNP	9/1/2	21/8/3	11/4/2	0/2/0	DNP	10/9/0	4/3/2
*at Grand Canyon	INJ	16/2/1	0/1/1	8/1/1	DND	DNP	8/9/0	DNP	11/6/1	6/8/3	8/2/1	0/2/0	DNP	12/2/0	0/4/2
*at UNLV	INJ	4/2/3	6/1/2	6/2/0	DND	DNP	4/3/0	DNP	0/0/2	23/1/5	13/2/3	4/1/0	DNP	13/7/2	9/4/1
*COLORADO STATE	INJ	INJ	6/0/3	15/5/0	DND	3/0/0	1/5/0	0/0/0	9/3/5	10/3/0	9/4/2	1/3/0	0/0/0	16/2/0	3/4/0
*at Utah State															
*WYOMING															
*at Air Force															
*NEVADA															
*GRAND CANYON															
*at Colorado State															
*UTAH STATE															
*at New Mexico															
*at Boise State															
*UNLV															

Red indicates players started. DNP – Did Not Play-Coach’s Decision. DND - Did Not Dress. DNT - Did Not Travel. INJ – Did Not Play-Injured. SUSP - Suspension. Caps denotes home game.  
^ - Players Era Festival (Michelob ULTRA Arena; Las Vegas, Nev.). # - Naismith Hall of Fame Series (PHX Arena; Phoenix, Ariz.). \* - Mountain West Game. + - Mountain West Men’s Basketball Championship (Thomas & Mack Center; Las Vegas, Nevada).

STARTING LINEUPS

F	F	G	G	G	W-L	Record As SDSU Starter	Season	Career*
Heide	Gwath	Dixon-Waters	Byrd	Harrington	8-2	Miles Byrd	15-5	35-15
Heide	Oden	Dixon-Waters	Byrd	Harrington	3-1	Pharaoh Compton	0-1	0-1
Heide	Oden	Dixon-Waters	Byrd	Davis	1-0	BJ Davis	1-0	22-10
Heide	Oden	Newman Jr.	Byrd	DeGourville	1-0	Taj DeGourville	3-2	3-2
Heide	Oden	Dixon-Waters	Byrd	DeGourville	1-0	Reese Dixon-Waters	14-5	31-11
Heide	Gwath	Dixon-Waters	Byrd	DeGourville	1-1	Magoon Gwath	9-4	27-12
Compton	Oden	Dixon-Waters	Byrd	DeGourville	0-1	Eltie Harrington	11-3	11-3
						Miles Heide	15-4	21-7
						Sean Newman Jr.	1-0	1-0
						Jeremiah Oden	6-2	6-2

\* - Aztec career



INDIVIDUAL SUPERLATIVES

San Diego State	Category	Opponent
24, Miles Byrd vs. Troy (11-18-25)	Points Scored	30, Colby Garland, *San Jose State (12-30-25)
9, 2x; last: Pharaoh Compton vs. Whittier (12-22-25)	Field Goals	11, Dra Gibbs-Lawhorn, *UNLV (1-24-26)
15, 2x; last: Reese Dixon-Waters vs. *Fresno State (1-10-26)	Field Goals Attempted	21 - 2x; last: Dra Gibbs-Lawhorn, *UNLV (1-24-26)
1.000 (7-of-7), Pharaoh Compton vs. Idaho State (11-9-25)	Highest FG Percentage (min. 5 made)	.833 (5-of-6), Roddy Gayle, Michigan (11-24-25)
	Highest FG Percentage (min. 10 made)	.769 (10-of-13), Javan Buchanan, *Boise State (1-3-26)
5, Miles Byrd at *UNLV (1-24-26)	3-Point Field Goals Made	5, 4x; last: Rob Lee Jr., Lamar (12-10-25)
9, Reese Dixon-Waters vs. Baylor (11-26-25)	3-Point Field Goals Attempted	13, Nasir Meyer, *Wyoming (1-14-26)
1.000 (5-of-5), Miles Byrd at *UNLV (1-24-26)	3-Point Field Goal Percentage (min. 4 made)	.714 (5-of-7), Tyler Hendricks, Utah Valley (12-3-25)
1.000 (5-of-5), Miles Byrd at *UNLV (1-24-26)	3-Point Field Goal Percentage (min. 5 made)	.714 (5-of-7), Tyler Hendricks, Utah Valley (12-3-25)
8, 3x; last: Miles Byrd vs. *New Mexico (1-17-26)	Free Throws	14, Colby Garland, *San Jose State (12-30-25)
12, 2x; last: Pharaoh Compton vs. Lamar (12-10-25)	Free Throws Attempted	14, Colby Garland, *San Jose State (12-30-25)
1.000 (8-of-8) BJ Davis vs. Utah Valley (12-3-25)	Free Throw Percentage (min. 7 made)	1.000 (14-of-14), Colby Garland, *San Jose State (12-30-25)
	Free Throw Percentage (min. 10 made)	1.000 (14-of-14), Colby Garland, *San Jose State (12-30-25)
7, Miles Heide vs. Troy (11-18-25)	Offensive Rebounds	7, Tomislav Buljan, *New Mexico (1-17-26)
9, 2x; last: Reese Dixon-Waters vs. *Fresno State (1-10-26)	Defensive Rebounds	14, DeShawn Gory, *Fresno State (1-10-26)
11, BJ Davis vs. *Boise State (1-3-26)	Total Rebounds	18, Thomas Dowd, Troy (11-18-25)
9, Taj DeGourville vs. Whittier (12-22-25)	Assists	7, Khaden Bennett, *Wyoming (1-14-26)
4, 3x; last: Miles Byrd vs. *New Mexico (1-17-26)	Blocked Shots	4, Andrew Holifield, Lamar (12-10-25)
6, Miles Byrd vs. Idaho State (11-9-25)	Steals	4, 3x; last: Tomislav Buljan, *New Mexico (1-17-26)
44:51, Reese Dixon-Waters vs. *Boise State (1-3-26)	Minutes Played	51:02, Andrew Meadow, Javan Buchanan, *Boise State (1-3-26)

\* - Denotes Mountain West game

TEAM SUPERLATIVES

SDSU High	SDSU Low	Category	Opponent High	Opponent Low
121, vs. Whittier (12-22-25)	45, vs. Arizona (12-20-25)	Points Scored	108, Troy (11-18-25)	45, Long Beach State (11-4-25)
50, vs. Whittier (12-22-25)	15, vs. Arizona (12-20-25)	Field Goals	34, Michigan (11-24-25)	16, *Colorado State (1-28-26)
84, vs. Whittier (12-22-25)	46, at *UNLV (1-24-26)	Field Goals Attempted	79, *Boise State (1-3-26)	45, Idaho State (11-9-25)
.672, vs. Oregon (11-25-25)	.263, vs. Arizona (12-20-25)	FG Percentage	.526, Baylor (11-26-25)	.305, *Fresno State (1-10-26)
11, 4x; last: vs. *Boise State (1-3-26)	1, vs. Arizona (12-20-25)	3-Point Field Goals Made	14, 2x; last: *Boise State (1-3-26)	5, Long Beach State (11-4-25)
29, vs. *Fresno State (1-10-26)	11, at *San Jose State (12-30-25)	3-Point Field Goals Attempted	42, *Boise State (1-3-26)	21 - 3x; last: *UNLV (1-24-26)
.615, at *UNLV (1-24-26)	.071, vs. Arizona (12-20-25)	3-Point Field Goal Percentage	.476, *Grand Canyon (1-21-26)	.208, Long Beach State (11-4-25)
34, vs. Troy (11-18-25)	8, vs. Oregon (11-25-25)	Free Throws Made	32, Troy (11-18-25)	2, Long Beach State (11-4-25)
48, vs. Troy (11-18-25)	9, vs. Oregon (11-25-25)	Free Throws Attempted	43, Troy (11-18-25)	5, Long Beach State (11-4-25)
.889, vs. Oregon (11-25-25)	.656, vs. *Boise State (1-3-26)	Free Throw Percentage	1.000, *Fresno State (1-10-26)	.400, Long Beach State (11-4-25)
24, vs. Whittier (12-22-25)	3, at *UNLV (1-24-26)	Offensive Rebounds	20, Arizona (12-20-25)	5, *Fresno State (1-10-26)
36, vs. Whittier (12-22-25)	17, vs. Idaho State (11-9-25)	Defensive Rebounds	34, Michigan (11-24-25)	12, Oregon (11-25-25)
60, vs. Whittier (12-22-25)	22, vs. Idaho State (11-9-25)	Total Rebounds	52, Arizona (12-20-25)	21, Whittier (12-22-25)
29, 2x; last: vs. *Boise State (1-3-26)	10, vs. *Fresno State (1-10-26)	Fouls	31, Troy (11-18-25)	8, Oregon (11-25-25)
2, vs. Troy (11-18-25)	0, 18x; last: vs. *Colorado State (1-28-26)	Fouled Out	3, Troy (11-18-25)	0, 11x; last: *Colorado State (1-28-26)
27, vs. *Air Force (12-17-25)	7, vs. Arizona (12-20-25)	Assists	18, 2x; last: *Boise State (1-3-26)	8, *San Jose State (12-30-25)
20, vs. Troy (11-18-25)	8, 2x; last: *at Wyoming (1-14-26)	Turnovers	21, Long Beach State (11-4-25)	9, 2x; last: *Nevada (1-6-26)
7, vs. Troy (11-18-25)	1, at *UNLV (1-24-26)	Blocked Shots	6, *Grand Canyon (1-21-26)	0, 2x; last: Troy (11-18-25)
13, vs. *New Mexico (1-17-26)	4, vs. Arizona (12-20-25)	Steals	12, Troy (11-18-25)	3, 2x; last: *Wyoming (1-14-26)
62 (1st), vs. Whittier (12-22-25)	18 (2nd), vs. Arizona (12-20-25)	Points/Half	58 (2nd), Troy (11-18-25)	20 (2nd), Long Beach State (11-4-25)
.690 (1st), vs. Oregon (11-25-25)	.179 (2nd), vs. Michigan (11-24-25)	FG Percentage/Half	.571 (2nd), Idaho State (11-9-25)	.207 (1st), *Fresno State (1-10-26)
6, vs. Whittier (12-22-25)	0, vs. Arizona (12-20-25)	Double-Figure Scorers	6, Michigan (11-24-25)	0, *Colorado State (1-28-26)
+39, vs. Whittier (12-22-25)	-24, vs. Arizona (12-20-25)	Rebound Margin	+24, Arizona (12-20-25)	-39, Whittier (12-22-25)
+32, vs. Whittier (12-22-25)	-12, vs. Michigan (11-24-25)	Halftime Scoring Margin	+12, Michigan (11-24-25)	-32, Whittier (12-22-25)

\* - Denotes Mountain West game

# BIGGEST LEADS/TIME IN LEAD/SPECIALTY STATISTICS

Date	Opponent	SDSU Result		SDSU Big	Opp Big	Ties	LC	SDSU in	Opp in	Tied	Point		Off TOs		2nd Ch.		Bench	
				Lead	Lead			Lead	Lead		SD	Opp	SD	Opp	SD	Opp	SD	Opp
Nov. 4	LONG BEACH STATE	W	77-45	34	2	2	7	! 34:22	2:42	2:56	30	26	24	11	18	7	38	17
Nov. 9	IDAHO STATE	W	73-57	22	0	0	0	! 39:30	0:00	0:30	40	22	30	12	3	6	28	26
Nov. 18	TROY	2ot-L	107-108	4	12	10	16	10:01	35:05	4:54	36	38	15	29	21	19	47	23
Nov. 24	^vs. (7/6) Michigan	L	54-94	5	42	2	1	1:47	36:16	1:57	12	38	13	28	3	22	33	35
Nov. 25	^vs. (rv/rv) Oregon	W	97-80	24	3	2	3	! 35:00	3:40	1:20	36	22	15	19	9	10	47	18
Nov. 26	^vs. (rv/rv) Baylor	L	81-91	5	18	5	14	7:08	25:58	3:54	26	38	17	12	6	10	44	20
Dec. 3	UTAH VALLEY	W	77-66	13	3	4	5	34:43	4:17	1:00	34	26	21	18	14	11	59	16
Dec. 10	LAMAR	W	89-71	22	3	4	11	! 32:49	4:22	2:49	38	10	15	9	11	8	44	29
Dec. 17	*AIR FORCE	W	81-58	26	4	0	2	! 32:58	6:49	0:13	38	22	19	10	16	9	47	23
Dec. 20	#vs. Arizona	L	45-68	8	26	4	5	16:38	21:04	2:18	24	32	9	2	4	14	17	23
Dec. 22	WHITTIER	W	121-59	66	1	1	2	! 38:40	0:22	0:58	84	16	21	8	32	8	69	17
Dec. 30	*at San Jose State	W	81-68	15	2	4	2	34:54	2:06	3:00	44	22	19	15	15	15	42	2
Jan. 3	*BOISE STATE	3ot-W	110-107	24	6	10	13	35:00	11:15	8:45	50	32	21	19	14	9	46	19
Jan. 6	*at Nevada	W	73-68	6	12	6	9	14:14	21:39	4:07	42	16	11	18	19	17	37	9
Jan. 10	*FRESNO STATE	W	71-52	29	0	0	0	! 39:32	0:00	0:28	38	18	13	6	23	0	17	16
Jan. 13	*at Wyoming	W	74-57	24	4	3	2	! 32:05	5:57	1:58	34	14	10	11	6	5	34	12
Jan. 17	*NEW MEXICO	W	83-79	15	6	8	4	28:48	5:46	5:26	24	28	15	16	8	11	37	12
Jan. 20	*at Grand Canyon	L	69-70	6	12	10	12	9:44	25:38	4:38	28	16	20	7	11	6	35	21
Jan. 24	*at UNLV	W	82-71	16	6	5	5	! 23:39	11:25	4:56	32	36	17	21	4	6	29	11
Jan. 27	*COLORADO STATE	W	73-50	25	6	3	3	! 30:59	4:05	4:56	30	14	21	16	9	10	34	22
Jan. 31	*at Utah State																	
Feb. 3	*WYOMING																	
Feb. 7	*at Air Force																	
Feb. 17	*NEVADA																	
Feb. 21	*at Colorado State																	
Feb. 24	*UTAH STATE																	
Feb. 27	*at New Mexico																	
March 3	*at Boise State																	
March 7	*UNLV																	

Caps denotes home game. ! - Game in which San Diego State never trailed in the second half. D - Game what was played during the day (tip prior to 5 p.m. local time). ^ - Players Era Festival (Michelob ULTRA Arena; Las Vegas, Nev.). # - Naismith Hall of Fame Series (PHX Arena; Phoenix, Ariz.). \* - Mountain West Game. + - Mountain West Men's Basketball Championship (Thomas & Mack Center; Las Vegas, Nev.).

# LARGEST LEADS/DEFICITS

LEADS AND DEFICITS	SEASON	MOUNTAIN WEST GAME
SDSU Biggest Halftime Lead	32, vs. Whittier (12-22-25)	21, vs. Boise State (1-3-26)
SDSU Biggest Halftime Lead Lost	21, vs. Boise State (1-3-26)	21, vs. Boise State (1-3-26)
SDSU Biggest Halftime Lead Lost in a Loss	2, at Grand Canyon (1-21-26)	2, at Grand Canyon (1-21-26)
SDSU Biggest Halftime Deficit	12, vs. Michigan (11-24-25)	2, at Nevada (1-6-26)
SDSU Biggest Halftime Deficit Overcome	4, vs. Baylor (11-26-25)	2, at Nevada (1-6-26)
SDSU Biggest Halftime Deficit Overcome for Victory	2, at Nevada (1-6-26)	2, at Nevada (1-6-26)
SDSU Biggest Lead	66, vs. Whittier (12-22-25)	29, vs. Fresno State (1-10-26)
SDSU Biggest Lead Lost	24, vs. Boise State (1-3-26)	24, vs. Boise State (1-3-26)
SDSU Biggest Lead Lost in a Loss	8, Arizona (12-20-25)	6, at Grand Canyon (1-21-26)
SDSU Biggest Deficit	42, vs. Michigan (11-24-25)	12, at Nevada (1-6-26), at Grand Canyon (1-21-26)
SDSU Biggest Deficit Overcome	12, Troy (11-18-25), at Nevada (1-6-26)	12, at Nevada (1-6-26), at Grand Canyon (1-21-26)
SDSU Biggest Deficit Overcome in a Victory	6, vs. Boise State (1-3-26)	12, at Nevada (1-6-26)

# LARGEST SAN DIEGO STATE RUNS (runs of at least 10-0; SDSU is 11-2 in these games & 36-3 in last 39)

Date	Opponent	Run	H	Time Elapsed	SDSU First Scored	Opponent Scored	SDSU FGM-A	SDSU 3FG-A	SDSU FTM-A	Opp. FGM-A	Opp. 3FG-A	Opp. FTM-A	San Diego State Points By:
Nov. 4	LONG BEACH STATE	11-0	2nd	4:13	12:10	7:57	4-6	3-4	0-0	0-5	0-1	0-0	BJ Davis - 3, DeGourville - 3, Oden - 3 Byrd - 2
Nov. 9	IDAHO STATE	11-0	1st/2nd	2:26	0:46 (1st)	18:20 (2nd)	3-5	2-2	3-4	0-2	0-1	0-0	Dixon-Waters - 3, Harrington - 3, Oden - 2, Simmons - 2, Heide - 1
Nov. 18	TROY	10-0	2nd	3:10	3:37	0:27	2-5	1-2	5-7	0-4	0-4	0-0	Gwath - 6, Davis - 2, Dixon-Waters - 2
Nov. 25	^vs. Oregon	12-0	1st	2:50	11:43	8:53	4-5	2-2	2-2	0-5	0-1	0-0	Davis - 8, Harrington - 2, Oden - 2
Nov. 26	^vs. Baylor	10-0	1st	3:46	17:20	13:34	3-5	3-4	1-1	0-5	0-2	0-0	Dixon-Waters - 4, Harrington - 3, Oden - 3
Dec. 10	LAMAR	10-0	2nd	4:12	19:41	15:29	5-6	0-1	0-0	0-6	0-5	0-0	Dixon-Waters - 4, Gwath - 4, Byrd - 2
Dec. 17	*AIR FORCE	11-0	1st	3:27	11:14	7:47	4-5	1-1	0-0	0-2	0-0	0-0	Newman Jr. - 3, Byrd - 2, Compton - 2, Gwath - 2, Heide - 2
Dec. 22	WHITTIER	13-0	2nd	4:07	17:55	13:48	6-9	1-2	0-0	0-3	0-1	0-0	Gwath - 4, Harrington - 4, Dixon-Waters - 3, Heide - 2
		11-0	2nd	2:21	6:55	4:34	2-3	1-1	6-6	0-4	0-3	0-0	Dixon-Waters - 3, Gwath - 3, Harrington - 3, Simmons - 2
Dec. 30	at *San Jose State	10-0	1st	3:23	15:27	12:04	4-7	0-1	2-2	0-4	0-2	0-1	Byrd - 2, Compton - 2, DeGourville - 2 Gwath - 2, Newman Jr. - 2
Jan. 3	*BOISE STATE	10-0	1st	2:19	8:14	5:55	3-3	1-1	3-4	0-4	0-2	0-0	Byrd - 3, Compton - 2, Dixon-Waters - 2 Harrington - 1, Oden - 2
Jan. 6	at* Nevada	10-0	1st	1:59	9:57	7:58	4-7	1-2	1-1	0-2	0-2	0-0	Heide - 4, DeGourville - 3, Newman Jr. - 3
Jan. 17	*NEW MEXICO	12-0	1st	3:36	8:29	4:53	2-3	0-0	8-9	0-6	0-4	0-0	Byrd - 6, Davis - 2, Dixon-Waters - 2, Harrington - 2
Jan. 28	COLORADO STATE	11-0	1st	6:09	16:12	10:03	3-5	1-2	4-4	0-8	0-5	0-0	Dixon-Waters - 5, Davis - 4, Compton - 2

Caps denotes home game. D - Game what was played during the day. ^ - Players Era (Michelob ULTRA Arena; Las Vegas, Nev.). # - Naismith Hall of Fame Series (PHX Arena; Phoenix, Ariz.). \* — Mountain West Game. + - Mountain West Men's Basketball Championship (Thomas & Mack Center; Las Vegas, Nev.).



MISCELLANEOUS STATISTICS

SEASON	SDSU Team Leader			Games With					Double-Doubles	
	Points	Rebounds	Assists	10+ Pts	20+Pts	30+Pts	10+Rebs	10+Ast	Point/Reb.	Point/Ast.
BYRD, Miles	7	1	8	12	3					
COMPTON, Pharaoh	2	3		8	1					
DAVIS, BJ	4	2	5	11	2		1		1	
DAVIS, Latrell										
DeGOURVILLE, Taj			4	4						
DIXON-WATERS, Reese	5	4	2	14	1					
GONZALES, Raymar										
GWATH, Magoon	1	2		6	1					
HARRINGTON, Elzie	3		4	6	1					
HEIDE, Miles		6	1	4						
LAWIN, Cam										
MAJAK, Thokbor										
NEWMAN Jr., Sean			1	1						
ODEN, Jeremiah		1		3						
SIMMONS, Tae		4		4						

CAREER	SDSU/Team Leader			Games With					Double-Doubles	
	Points	Rebounds	Assists	10+ Pts	20+Pts	30+Pts	10+Rebs	10+Ast	Point/Reb.	Point/Ast.
BYRD, Miles	15	6	17	33	7		2		1	
COMPTON, Pharaoh	2	4		11	1					
DAVIS, BJ	8	7	6	26	2		1		1	
DAVIS, Latrell	8	6	6	26	7	1				
DeGOURVILLE, Taj		3	8	9						
DIXON-WATERS, Reese	13	8	4	48	4		1		1	
GONZALES, Raymar										
GWATH, Magoon	8	12	1	14	3		5		4	
HARRINGTON, Elzie	3		4	6	1					
HEIDE, Miles		14	1	8						
LAWIN, Cam										
MAJAK, Thokbor										
NEWMAN Jr., Sean	4	2	54	25	4			8		3
ODEN, Jeremiah	9	14	1	45	3		3		3	
SIMMONS, Tae		4		4						

SEASON BESTS

DUNKS	Season	Gm. High
Pharaoh Compton	37	5
Miles Heide	12	4
Magoon Gwath	10	3
Tae Simmons	10	2
Miles Byrd	10	2
Jeremiah Oden	7	2
Elzie Harrington	4	1
BJ Davis	3	1
TOTAL	94	5

TOP SCORING PERFORMANCES	
Miles Byrd vs. Troy (11-18-25)	24
Miles Byrd at *UNLV (1-24-26)	23
BJ Davis vs. *Boise State (1-3-26)	22
Reese Dixon-Waters vs. Oregon (11-25-25)	22
Miles Byrd vs. *New Mexico (1-17-26)	21
Pharaoh Compton vs. Whittier (12-22-25)	21
BJ Davis vs. Oregon (11-25-25)	21
Elzie Harrington vs. *Boise State (1-3-26)	20
Magoon Gwath vs. Troy (11-18-25)	20
Miles Byrd vs. Lamar (12-10-25)	19
BJ Davis vs. *Air Force (12-17-25)	19
Magoon Gwath vs. *Fresno State (1-10-26)	18
BJ Davis at *San Jose State (12-30-25)	18
BJ Davis vs. Utah Valley (12-3-25)	18
Reese Dixon-Waters vs. *Colorado State (1-28-26)	16
Elzie Harrington at *Grand Canyon (1-21-26)	16
Reese Dixon-Waters vs. *Boise State (1-3-26)	16
BJ Davis vs. Lamar (12-10-25)	16

Reese Dixon-Waters vs. Troy (11-18-25)	16
Pharaoh Compton vs. *Colorado State (1-28-26)	15
Magoon Gwath vs. Whittier (12-22-25)	15
Tae Simmons vs. Whittier (12-22-25)	15
Tae Simmons vs. Utah Valley (12-3-25)	15
Elzie Harrington vs. Michigan (11-24-25)	15
BJ Davis vs. Troy (11-18-25)	15
Reese Dixon-Waters vs. Idaho State (11-9-25)	15

TOP REBOUNDING PERFORMANCES	
BJ Davis vs. *Boise State (1-3-26)	11
Tae Simmons at *Grand Canyon (1-21-26)	9
Reese Dixon-Waters vs. *New Mexico (1-17-26)	9
Reese Dixon-Waters vs. *Fresno State (1-10-26)	9
Miles Heide vs. Troy (11-18-25)	9
Reese Dixon-Waters at *Grand Canyon (1-21-26)	8
Miles Byrd vs. *New Mexico (1-17-26)	8
Magoon Gwath vs. *Fresno State (1-10-26)	8
Pharaoh Compton vs. Whittier (12-22-25)	8
Miles Heide vs. Michigan (11-24-25)	8
Miles Byrd vs. Long Beach State (11-4-25)	8
Miles Heide vs. *Air Force (12-17-25)	8

TOP ASSISTS PERFORMANCES	
Taj DeGourville vs. Whittier (12-22-25)	9
Miles Byrd vs. *Fresno State (1-10-26)	6
BJ Davis vs. *Boise State (1-3-26)	6
Reese Dixon-Waters vs. *Boise State (1-3-26)	6
Sean Newman Jr. vs. Baylor (11-26-25)	6
Taj DeGourville vs. Troy (11-18-25)	6

Miles Byrd vs. Idaho State (11-9-25)	6
Elzie Harrington vs. *Air Force (12-17-25)	6
BJ Davis vs. *Air Force (12-17-25)	6

TOP 3-POINT FG PERFORMANCES	
Miles Byrd at *UNLV (1-24-26)	5
Reese Dixon-Waters vs. Oregon (11-25-25)	4
Miles Byrd vs. Troy (11-18-25)	4
BJ Davis vs. *Air Force (12-17-25)	4

TOP STEALS PERFORMANCES	
Miles Byrd vs. Idaho State (11-9-25)	6
Miles Byrd at *UNLV (1-24-26)	4
Miles Byrd at *Grand Canyon (1-21-26)	4
Miles Byrd vs. *New Mexico (1-17-26)	4
Miles Byrd at *San Jose State (12-30-25)	4
Miles Byrd vs. *Colorado State (1-28-26)	3
BJ Davis at *Nevada (1-6-26)	3
Miles Byrd vs. *Boise State (1-3-26)	3
Miles Byrd vs. *Air Force (12-17-25)	3
BJ Davis vs. Long Beach State (11-4-25)	3

GAMES MISSED	
Magoon Gwath	5
Raymar Gonzales	4
Reese Dixon-Waters	1
Elzie Harrington	1
Cam Lawin	1
Tae Simmons	1

\* - conference game. + - conference tournament game. red - career high

# SEASON/CAREER HIGHS

## #0 • MAGOON GWATH

	Season	Career
Points	20 vs. Troy (11-18-25)	25 at *Fresno State (12-4-24)
Rebounds	8 vs. *Fresno State (1-10-26)	13 at *Nevada (1-25-25)
Assists	1 - 5x; last: at *Wyoming (1-14-26)	3 at *Air Force (1-22-25)
Steals	2 - 2x; last: vs. Oregon (11-25-25)	2 - 5x; last: vs. Arizona (12-20-25)
Blocked Shots	4 - 2x; last: vs. Arizona (12-20-25)	6 vs. *Boise State (2-15-25)
Minutes	27:51 vs. Troy (11-18-25)	37:03 vs. *Wyoming (2-1-25)
20+ Scoring Games	1 time (0-1)	3 times (2-1)
10+ Scoring Games	6 times (5-1)	14 times (12-2)
10+ Rebounding Games		5 times (4-1)
Double Doubles		4 times (3-1)

## #3 • ELZIE HARRINGTON

	Season	Career
Points	20 vs. *Boise State (1-3-26)	20 vs. *Boise State (1-3-26)
Rebounds	4 vs. *Fresno State (1-10-26)	4 vs. *Fresno State (1-10-26)
Assists	6 vs. *Air Force (12-17-25)	6 vs. *Air Force (12-17-25)
Steals	3 vs. at *Grand Canyon (1-21-26)	3 at *Grand Canyon (1-21-26)
Blocked Shots	1 - 2x; last: vs. *Air Force (12-17-25)	1 - 2x; last: vs. *Air Force (12-17-25)
Minutes	31:01 vs. *Boise State (1-3-26) )	31:01 vs. *Boise State (1-3-26) )
20+ Scoring Games	1 time (1-0)	1 time (1-0)
10+ Scoring Games	6 times (3-3)	6 times (3-3)
10+ Rebounding Games		

## #4 • SEAN NEWMAN JR. (^- at Louisiana Tech)

	Season	Career
Points	10 vs. Baylor (11-26-25)	27 vs. ^Liberty (1-11-25)
Rebounds	3 - 3x; last: vs. *Fresno State (1-10-26)	7 vs. ^LSU-Alexandria (11-4-24)
Assists	6 vs. Baylor (11-26-25)	20 vs. ^Rust College (12-21-24)
Steals	2 - 2x; last: vs. Utah Valley (12-3-25)	4 - 2x; last: vs. ^FIU (1-9-25)
Blocked Shots	1 vs. Long Beach State (11-4-25)	2 vs. ^LSU-Alexandria (11-4-24)
Minutes	23:18 vs. Long Beach State (11-4-25)	45:37 vs. ^Middle Tennessee (3-13-25)
10+ Scoring Games	1 time (0-1)	25 times (16-9)
20+ Scoring Games		4 times (4-0)
10+ Assist Games		8 times (7-1)
Double Doubles		3 times (2-1)

## #5 • PHARAOH COMPTON

	Season	Career
Points	21 vs. Whittier (12-22-25)	21 vs. Whittier (12-22-25)
Rebounds	8 vs. Whittier (12-22-25)	8 vs. Whittier (12-22-25)
Assists	1 - 7x; last: at *Grand Canyon (1-21-26)	2 - 3x; last: vs. +Boise State (3-13-25)
Steals	3 vs. *New Mexico (1-17-26)	3 vs. *New Mexico (1-17-26) )
Blocked Shots	3 vs. Utah Valley (12-3-25)	3 - 2x; last: vs. Utah Valley (12-3-25)
Minutes	22:59 vs. *Boise State (1-3-26)	22:59 vs. *Boise State (1-3-26)
20+ Scoring Games	1 time (1-0)	1 time (1-0)
10+ Scoring Games	8 times (8-0)	11 times (11-0)

## #6 • LATRELL DAVIS (^- at San Jose State)

	Season	Career
Points		30 at ^^*Fresno State (2-4-25)
Rebounds		9 vs. ^UTEP (11/25/24)
Assists		8 vs. ^Lincoln (12-9-24)
Steals		4 at ^^*Fresno State (2-4-25)
Blocked Shots		1 at ^^*Wyoming (1-2-24)
Minutes		48:12 at ^^*Fresno State (2-4-25)
10+ Scoring Games		26 times (12-14)
20+ Scoring Games		8 times (4-4)
30+ Scoring Games		1 time (1-0)

## #7 • CAM LAWIN

	Season	Career
Points	3 - 2x; last: vs. *Colorado State (1-28-26)	6 vs. Saint Katherine (12-19-23)
Rebounds		1 - 5x; last: vs. ^Nevada (3-8-25)
Assists		1 vs. Cal State Fullerton (11-6-23)
Steals		
Blocked Shots		
Minutes	2:33 vs. Long Beach State (11-4-25)	6:29 vs. Saint Katherine (12-19-23)
10+ Scoring Games		

## #8 • TAE SIMMONS

	Season	Career
Points	15 - 2x; last: vs. Whittier (12-22-25)	15 - 2x; last: vs. Whittier (12-22-25)
Rebounds	9 at *Grand Canyon (1-21-26)	8 at *Grand Canyon (1-21-26)
Assists	2 vs. Whittier (12-22-25)	2 vs. Whittier (12-22-25)
Steals	2 vs. Whittier (12-22-25)	2 vs. Whittier (12-22-25)
Blocked Shots	2 vs. Idaho State (11-9-25)	2 vs. Idaho State (11-9-25)
Minutes	20:28 at *Grand Canyon (1-21-26)	20:28 at *Grand Canyon (1-21-26)
10+ Scoring Games	4 times (4-0)	4 times (4-0)

## #9 • RAYMAR GONZALES

	Season	Career
Points	2 vs. Whittier (12-22-25)	2 vs. Whittier (12-22-25)
Rebounds	1 vs. Whittier (12-22-25)	1 vs. Whittier (12-22-25)
Assists		
Steals		
Blocked Shots		
Minutes	4:55 vs. Whittier (12-22-25)	4:55 vs. Whittier (12-22-25)
10+ Scoring Games		

## #10 • BJ DAVIS

	Season	Career
Points	22 vs. *Boise State (1-3-26)	22 vs. *Boise State (1-3-26)
Rebounds	11 vs. *Boise State (1-3-26)	11 vs. *Boise State (1-3-26)
Assists	6 - 2x; last: vs. *Boise State (1-3-26)	6 - 2x; last: vs. *Boise State (1-3-26)
Steals	4 vs. *Boise State (1-3-26)	5 - 2x; last: vs. Houston (11-30-24)
Blocked Shots	2 vs. Lamar (12-10-25)	2 vs. Lamar (12-10-25)
Minutes	40:32 vs. *Boise State (1-3-26)	40:32 vs. *Boise State (1-3-26)
20+ Scoring Games	2 times (2-0)	2 times (2-0)
10+ Scoring Games	11 times (7-4)	26 times (17-9)
10+ Rebounding Games	1 time (1-0)	1 time (1-0)
Double Doubles	1 time (1-0)	1 time (1-0)

## #21 • MILES BYRD

	Season	Career
Points	24 vs. Troy (11-18-25)	25 vs. *Colorado State (1-14-25)
Rebounds	8 - 3x; last: at *Grand Canyon (1-21-26)	11 at *Fresno State (12-4-24)
Assists	6 - 2x; last: vs. *Fresno State (1-10-26)	9 at *Nevada (1-25-25)
Steals	6 vs. Idaho State (11-9-25)	7 vs. *Colorado State (1-14-25)
Blocked Shots	4 vs. *New Mexico (1-17-26)	4 - 3x; last: vs. *New Mexico (1-17-26)
Minutes	39:19 vs. *Boise State (1-3-26)	39:19 vs. *Boise State (1-3-26)
20+ Scoring Games	3 times (2-1)	7 times (5-2)
10+ Scoring Games	12 times (10-2)	33 times (24-9)
10+ Rebounding Games		2 times (1-1)
Double Doubles		1 time (0-1)

## #24 • TAJ DeGOURVILLE

	Season	Career
Points	13 at *UNLV (1-24-26)	14 - 2x; last: at *Nevada (1-25-25)
Rebounds	6 - 2x; last: at *Nevada (1-6-26)	7 - 2x; last: at *Air Force (1-22-25)
Assists	9 vs. Whittier (12-22-25)	9 vs. Whittier (12-22-25)
Steals	2 - 4x; last: vs. *Colorado State (1-28-26)	3 - 2x; last: vs. *Utah State (12-28-24)
Blocked Shots	1 - 2x; last: at *Grand Canyon (1-21-26)	2 - 2x; last: vs. *UNLV (1-18-25)
Minutes	28:33 vs. Troy (11-18-25)	28:33 vs. Troy (11-18-25)
10+ Scoring Games	4 times (4-0)	9 times (9-0)

## #25 • JEREMIAH ODEN (^- at Wyoming; #- at DePaul)

	Season	Career
Points	13 vs. Idaho State (11-9-25)	28 vs. ^^*Nevada (2-27-23)
Rebounds	7 vs. Baylor (11-26-25)	11 vs. ^Texas Southern (11-30-20)
Assists	2 vs. *Air Force (12-17-25)	5 vs. #Chicago State (12-30-23)
Steals	2 vs. *Air Force (12-17-25)	3 at ^^*New Mexico (2-24-23)
Blocked Shots	1 - 3x; last: vs. *Fresno State (1-10-26)	3 - 2x; last: vs. ^Denver (12-2-21)
Minutes	28:38 vs. *Boise State (1-3-26)	42 at ^Washington (11-18-21)
10+ Scoring Games	3 times (2-1)	45 times (21-24)
20+ Scoring Games		3 times (2-1)
10+ Rebounding Games		3 times (2-1)
Double Doubles		3 times (2-1)

\* - Mountain West game; + - Mountain West Tournament game.

# SEASON/CAREER HIGHS

#33 • THOKBOR MAJAK

	Season	Career
Points	2 vs. Whittier (12-22-25)	2 vs. Whittier (12-22-25)
Rebounds	5 vs. Whittier (12-22-25)	5 vs. Whittier (12-22-25)
Assists		
Steals		
Blocked Shots	1 vs. Idaho State (11-9-25)	1 vs. Idaho State (11-9-25)
Minutes	9:43 vs. Whittier (12-22-25)	9:43 vs. Whittier (12-22-25)
10+ Scoring Games		

#39 • REESE DIXON-WATERS

	Season	Career
Points	22 vs. Oregon (11-25-25)	24 vs. California (11-25-23)
Rebounds	9 - 2x; last: vs. *New Mexico (1-17-26)	12 vs. UC Irvine (12-9-23)
Assists	6 vs. *Boise State (1-3-26)	6 vs. *Boise State (1-3-26)
Steals	4 vs. *New Mexico (1-17-26)	4 vs. *New Mexico (1-17-26)
Blocked Shots	1 - 3x; last: at *Nevada (1-6-26)	2 - 5x; last: at Brigham Young (11-10-23)
Minutes	44:51 vs. *Boise State (1-3-26)	44:51 vs. *Boise State (1-3-26)
20+ Scoring Games	1 time (1-0)	4 times (4-0)
10+ Scoring Games	14 times (11-3)	48 times (35-13)
10+ Rebounding Games		1 time (1-0)
Double Doubles		1 time (1-0)

#40 • MILES HEIDE

	Season	Career
Points	12 - 2x; last: vs. Whittier (12-22-25)	14 vs. *Nevada (3-8-25)
Rebounds	9 vs. Troy (11-18-25)	9 - 3x; last: vs. Troy (11-18-25)
Assists	5 vs. Michigan (11-24-25)	5 vs. Michigan (11-24-25)
Steals	2 - 2x; last: vs. *Boise State (1-3-26)	3 vs. Long Beach State (11-14-23)
Blocked Shots	2 at *Nevada (1-6-26)	3 vs. UC Irvine (12-9-23)
Minutes	31:55 vs. *Boise State (1-3-26)	32:33 vs. +Boise State (3-13-25)
10+ Scoring Games	4 times (4-0)	8 times (7-1)

\* - Mountain West game; + - Mountain West Tournament game.

# MISCELLANEOUS STATISTICS

## San Diego State's Record When...

Category	2025-26 Season	Dutcher Era	SDSU Streak	Note
Home	10-1	119-15	Won 8	SDSU is 74-7 in its last 81, 101-11 in its last 112, and 235-30 in its last 265 home games; 20-game home court win streak snapped by Boise State (3-8-24)
Away	4-1	55-36	Won 1	SDSU is 47-22 in its last 69 road games and 109-66 in its last 175 road games; Aztecs are 107-56 in last 163 road games vs. non-AP top 25 teams.
Neutral	1-3	39-22	Lost 2	Aztecs have won 72 of the last 111 games at neutral sites (72-38); 8-game win streak snapped by Connecticut (4-3-23); Won 8 of last 17 meetings with AP Top 25 teams
Scoring First	7-2	137-31	Won 5	SDSU is 254-67 in its last 321 games in which it has scored first. Last loss: vs. Arizona (12-20-25)
Opponent Scores First	8-3	77-40	Won 2	SDSU is 66-28 in its last 94 and 148-66 in its last 214 games in which the opponent has scored first
Leading at Half	14-1	188-20	Won 2	SDSU is 119-9 in its last 128; 157-12 in its last 169 and 251-28 in its last 279 games when ahead at half; <b>182-9 in last 191 at home when leading at half</b>
Trailing at Half	1-3	30-49	Won 1	SDSU is 35-61 the last 96 times trailing at the half and 61-90 since the start of '10-11
Tied at Half	0-1	1-4	Lost 2	SDSU is 8-7 in last 15 games that have been tied at half
Leading with 5:00 Left	14-0	187-12	Won 32	Won 443 of last 459 (443-16); 164-game win streak snapped vs. Boise (2-27-16); Last loss before 164-game win streak: at WYO (1-9-10)
Trailing with 5:00 Left	0-5	18-57	Lost 7	SDSU is 25-100 in its last 125
Tied with 5:00 Left		4-4	Won 1	SDSU is 7-7 in last 14 outings
In Overtime	1-1	8-5	Won 1	SDSU is 29-6 in its last 35 in OT; Last loss: vs. Troy (11-18-25); <b>10-2 in last 12 overtime home games</b>
SDSU Outrebounds Opp.	11-2	152-19	Won 1	SDSU is 104-10 in its last 114; 121-11 in its last 132; 183-26 in its last 298 and 293-45 in its last 338 games
SDSU is Outrebounced	2-3	49-54	Won 1	SDSU is 39-39 in its last 78 and 89-84 in its last 173 games when outrebounded; Last win: vs. Boise State (1-3-26)
SDSU Commits Fewer TOs	12-2	146-35	Won 1	SDSU is 117-23 in its last 140 and 190-36 in its last 226 when committing fewer turnovers. Last loss: at Grand Canyon (1-21-26)
Opp. Commits Fewer TOs	2-3	48-37	Won 1	SDSU is 111-72 in its last 183 games when committing more turnovers; Last win: at Nevada (1-6-26)
SDSU More FT Attempts	9-1	135-10	Won 8	SDSU is 106-5 in its last 111 and 273-35 in its last 308 games in the category. Last loss: vs. Troy (11-18-25)
Opp. More FT Attempts	6-4	70-55	Lost 1	SDSU is 113-86 in its last 199 games in this category. Last win: at Wyoming (1-14-26)
SDSU Shoots Better than Opp.	15-2	178-16	Won 2	SDSU is 105-10 in last 115; 151-12 in last 163; 181-16 in last 197; 341-26 in last 367 with higher FG pct. Last loss: at Grand Canyon (1-21-26)
Opp. Shoots Better than SDSU	0-3	35-57	Lost 6	SDSU is 67-105 since the start of '10-11 when the opponent has a higher FG pct.; Last win: at Air Force (1-22-25)
SDSU Shoots 50% or Better	10-0	75-2	Won 16	70-game win streak snapped at California (12-8-18). <b>Have won 108 straight at home when FG pct. &gt;= 50.0 pct. (last loss: UNLV, 1-26-02)</b>
SDSU Shoots Between 40-50%	5-2	100-37	Lost 1	Since March 3, 2010, SDSU is 188-55 overall and <b>108-15 at home since the start of the 2009-10 season</b>
SDSU Shoots 40% or Less	0-2	35-36	Lost 6	<b>SDSU is 225-49 when shooting 38.9 pct. or better (since Jan. 31, 2015); SDSU is 157-12 since Feb. 22, 2012, at home, when shooting at least 38.9 pct.</b>
Opp. Shoots 50% or Better	1-2	6-18	Won 1	Last win: at UNLV (1-24-26)
Opp. Shoots Between 40-50%	6-1	76-41	Won 5	Last loss: vs. Baylor (11-26-25); Last win: vs. New Mexico (1-17-26)
Opp. Shoots 40% or Less	7-2	133-16	Won 1	SDSU is 111-13 in last 124; 357-54 in last 411 times the opponent has shot 40 pct. or less; Last loss: at Grand Canyon (1-21-26)
Opp. Shoots 35% or Less	6-0	70-3	Won 6	Won 35 straight until vs. Boise State (1-22-22); Prior last loss in the category was at CSU (2-25-17); <b>SDSU 53-1 in last 54 gms. at Viejas dating back to 2-6-16 (UNM)</b>
SDSU Bench Outscores Opp.	15-3	148-40	Won 2	SDSU is 126-33 in its last 159 and 272-61 in this category since the beginning of the 2010-11 season; Aztecs are 242-31 in last 273 games
Opp. Bench Outscores SDSU	0-2	60-32	Lost 4	SDSU is 116-65 in this category since the beginning of the 2010-11 season
SDSU Scores Less Than 60	0-2	4-23	Lost 7	SDSU is 30-57 in its last 87 games when scoring less than 60 pts; Last wins: vs. Creighton (3-26-23), at Fresno St. (2-15-23)
SDSU Scores At Least 60 & Less Than 70	1-1	52-33	Lost 1	SDSU is 118-60 in its last 178 games. Last loss: at Grand Canyon (1-21-26); <b>22-7 since March 15, 2019 at home</b>
SDSU Scores Between 70-79	7-0	85-12	Won 9	SDSU is 118-17 in last 135, 179-22 in its last 201 when scoring 70-79; 31-game win streak snapped vs. Arizona (11-22-22); <b>121-9 at home in last 130</b>
SDSU Scores Between 80-89	5-1	52-4	Won 5	SDSU is 78-7 in its last 85 games when scoring between 80-89 points; 40-game win streak snapped vs. Baylor (11-26-25); <b>41-1 at home in last 42</b>
SDSU Scores Between 90-99	1-0	16-0	Won 29	The Aztecs are 36-2 since 1999-2000 when scoring 90+ points; <b>30-1 at home in that timeframe</b>
SDSU Scores 100+	2-1	5-1	Won 2	The Aztecs' 29 straight game win streak reaching triple digits snapped vs. Troy (11-18-25). SDSU is 8-1 in games where it has scored 100+ points since the 1999-00 season
Opp. Scores Less Than 50	1-0	23-1	Won 12	SDSU is 27-1 in last 28; 92-5 in last 97 in this category (losses: at AFA, 3/8/08; at UW, 12-7-14; vs. Wyo., 3-14-15; Little Rock, 11-21-15; vs. Boise 1-22-22)
Opp. Scores Less Than 60	7-0	106-7	Won 40	SDSU is 118-4 in its last 122 games, 309-30 in its last 339 in the category; Last loss: vs. Boise State (3-12-22) <b>SDSU is 192-8 the last 200 &amp; has won 31 straight home games when holding the opponent to 60 points or less (last loss: vs. Boise State, 1-22-22)</b>
Opp. Scores Between 50-59	6-0	83-6	Won 31	SDSU is 104-10 in its last 114 games and 217-25 in last 242 games in this category
Opp. Scores Between 60-69	2-1	66-19	Won 1	SDSU is 85-28 in last 113 games; 129-42 in the category since the start of 2009-10 & 189-77 in the Dutcher/Fisher era.
Opp. Scores Between 70-79	3-1	36-26	Won 1	SDSU is 54-49 in its last 103 games when allowing between 70-79 points
Opp. Scores Between 80-89	1-0	2-14	Won 1	SDSU is 4-19 since the beginning of the 2010-11 season in this category.
Opp. Scores Between 90-99	0-2	1-6	Lost 3	SDSU snapped a 24-game losing streak in the category by winning at TCU (3-3-12); Last win: vs. Washington (11-19-23)
Opp. Scores 100+	1-1	1-1	Won 1	The Aztecs are 1-4 in this category since the 1999-00 season.
Wearing Black	1-3	62-46	Lost 1	SDSU is 48-29 in last 77 and 105-77 in its last 182 in the black uniforms; Last worn at home: vs. Air Force (2-12-22)
Wearing Alternate Black (Red Writing)		19-6	Lost 1	Worn for first time of season at Colorado St. (1-18-23; Last loss vs. Connecticut (4-3-23)
Wearing Red	4-0	9-0	Won 10	Aztecs are 24-5 in their last 29 when wearing red since the start of 2010-11; Last worn: at UNLV (1-24-26)
Wearing White	10-2	134-25	Won 8	Aztecs are 104-16 in last 120; Last worn on the road at Fresno State (2-24-24); Last neutral: vs. Baylor (11-26-25)
Wearing Retro White		3-1	Won 2	Wore vs. USD and vs. No. 2/3 Kansas in 2015-16; vs. Alabama State, Wyoming, Air Force in 2016-17; vs. Georgia and California, USU, CSU in 2017-18
Wearing Retro White Shorts		7-0	Won 7	Debuted vs. Colorado State (1-4-21)
Wearing Camouflage			Lost 1	SDSU lost to No. 9/9 Syracuse (11-11-12)
Wearing Pewter Gray			Won 2	Uniforms made its debut vs. USD (12-15-12); Also worn against UNLV (1-16-13), FS (2-9-13), BSU (3-13-13)
Wearing Turquoise	0-1	8-2	Lost 1	Made its debut vs. Bakersfield (11-20-14); Also vs. SD Christian (11-18-15), vs. Savannah St. (11-28-16), vs. McNeese (11-17-17), vs. Jackson St. (11-27-18), vs. Tennessee State (11-25-19), vs. UC Irvine (11-27-20), vs. UT Arlington (11-20-21), vs. UC Irvine (11-29-22), vs. Saint Mary's (12-10-22), vs. LBSU (11-14-23) vs. Occidental (11-12-24), vs. Troy (11-18-25)
On Monday	1-1	13-4	Won 1	Aztecs are 25-6 on Monday since the beginning of 2010-11. Last loss: vs. Michigan (11-24-25)
On Tuesday	4-1	42-16	Won 3	SDSU is 74-23 in its last 97 games played on Tuesday. Last loss: vs. Troy (11-18-25)
On Wednesday	5-2	38-10	Won 1	SDSU is 53-14 in last 67 and 83-22 in its last 105 games played on Wednesday
On Thursday		21-5	Lost 2	Aztecs played just 48 Thursday games since the start of the 2010-11 season and only once this regular season (12-21-23 vs. Stanford)
On Friday		25-8	Won 2	SDSU is 47-13 in its last 60 games played on the day
On Saturday	4-1	62-29	Won 4	SDSU is 116-53 in its last 169 games played on Saturday
On Sunday	1-0	11-1	Won 11	The Aztecs have played only 34 Sunday games since the beginning of the 2010-11 campaign (26-8)
In November	3-3	43-14	Lost 1	SDSU is 77-23 in November since the beginning of the 2010-11 campaign
In December	5-1	38-11	Won 2	The Aztecs are 82-20 in their last 102 games played in December. Last loss: vs. Arizona (12-20-25)
In January	7-1	52-20	Won 2	SDSU is 80-27 in last 107 and 96-31 in last 127 January games
In February		48-12	Won 1	SDSU is 75-25 in its last 100 games played during the month
In March		31-15	Lost 2	The Aztecs are 77-32 in their last 109 March games
In April		1-1	Lost 1	SDSU beat Florida Atlantic (4-1-23) in the Final Four, in first-ever April game, but lost to Connecticut (4-3-23) in the national championship game two nights later