

NEVADA WOLF PACK

2025-26 MEN'S BASKETBALL GAME NOTES

11 NCAA TOURNAMENT APPEARANCES
22 CONFERENCE CHAMPIONSHIPS
17 NBA DRAFT PICKS | 6 ALL-AMERICANS

2025-26 SCHEDULE

NOVEMBER

4	Louisiana Tech	W, 77-50
8	Pacific	W, 78-77
12	Southern Illinois	W, 86-81 (OT)
15	at Santa Clara	L, 83-98
18	UC Davis	L, 71-75
22	UCSB	W, 77-64
27	vs. Washington# (CBSSN)	L, 66-83
28	vs. San Francisco (Tru TV)	W, 81-65

DECEMBER

2	UC San Diego	W, 76-70
7	at Washington State	W, 78-64
13	Duquesne	W, 78-75
20	Boise State*	W, 81-66
30	at Colorado State*	W, 75-62

JANUARY

3	at Fresno State*	W, 66-65
6	San Diego State* (FS1)	L, 68-73
10	Wyoming*	W, 92-83
14	at Utah State* (CBSSN)	L, 62-71
17	at Air Force*	W, 81-66
20	San Jose State*	W, 87-54
24	at New Mexico* (FS1)	L, 73-80
27	Grand Canyon* (FS1)	W, 66-60 (OT)
30	UNLV* (CBSSN)	W, 89-76

FEBRUARY

3	at Boise State*	L, 87-91 (OT)
7	Fresno State*	W, 69-59
14	at San Diego State* (CBSSN)	7 P.M.
17	at San José State*	7 P.M.
21	Utah State* (FS1)	7 P.M.
24	New Mexico* (CBSSN)	8 P.M.
28	at UNLV* (CBSSN)	7 P.M.

MARCH

3	at Wyoming*	7 P.M.
7	Air Force*	7 P.M.

Home games in **bold**; All times listed in Pacific

* Mountain West contest

Acrisure Classic (Palm Desert, Calif.)

MEDIA COVERAGE

TV/Stream CBS Sports Network
PxP/Analyst..... Rich Waltz/Dan Dickau
Radio.. KNEV 95.5 FM / The Varsity Network app
PxP/Analyst..... John Ramey/Nick Fazekas

GAME 25

Saturday, February 14, 2026 - 7 P.M. • Viejas Arena (San Diego, Calif.)

NEVADA WOLF PACK
17-7 (9-4 MOUNTAIN WEST)



SAN DIEGO STATE AZTECS
17-6 (11-2 MOUNTAIN WEST)

Nevada bounced back to secure an 69-59 win against the Fresno State Bulldogs last Saturday night at Lawlor Events Center. The Pack will now hit the road to San Diego, Calif. to face the San Diego State Aztecs on Saturday, Feb. 14.

Pack fans can watch the contest at 7 p.m. on CBS Sports Network with Rich Waltz (play-by-play) and Dan Dickau (analyst) on the call.

The radio broadcast can be heard on 95.5 KNEV in Reno and through the Varsity Network App, featuring John Ramey and Nick Fazekas.

UP NEXT

Nevada continues Mountain West Play on the road as they travel to San José State on Tuesday, Feb. 17. With tip-off set for 7 p.m.

SERIES

All Time Series..... San Diego State leads 8-29
Current Streak..... L3
Last Meeting..... Nevada 68, San Diego State 73
..... January 6, 2026 (Reno, Calif.)

STAT COMPARISON	SDSU	NEV
Points per game	80.2	77.0
Points per game allowed	69.9	71.2
Scoring margin	+10.3	+5.8
FG percentage	48.4	44.0
FG percentage allowed	39.4	43.2
3FG percentage	36.2	38.7
3FG percentage allowed	32.4	33.7
FT percentage	74.3	75.8
Rebounds per game	35.8	35.8
Rebounding margin	+2.5	+2.1
Assists per game	15.8	14.5
Assist/Turnover ratio	1.30	1.60
Steals per game	8.5	6.6
Current streak	W2	W1

LAST GAME STARTERS



4

Corey Camper Jr.
Gr. | 6-5 | G

GP/GS	PPG	RPG	A	B	S
20/19	17.7	4.4	45	6	25



7

Vaughn Weems
Jr. | 6-4 | G

GP/GS	PPG	RPG	A	B	S
21/13	7.8	3.6	22	6	21



12

Tayshawn Comer
Sr. | 6-1 | G

GP/GS	PPG	RPG	A	B	S
24/23	13.0	2.0	94	1	20



1

Elijah Price
R-So. | 6-9 | F

GP/GS	PPG	RPG	A	B	S
24/24	12.7	8.8	26	44	31



6

Kaleb Lowery
Gr. | 6-8 | F

GP/GS	PPG	RPG	A	B	S
23/17	3.9	2.9	17	10	8

NEVADA COMMUNICATIONS

Legacy Hall/MS 232
Reno, NV 89557-2232

AARON JUAREZ: Assistant AD, Strategic Communications, aaronjuarez@unr.edu

FRANCESCA CARRERA: Assistant Director, fcarrera@unr.edu | ANDRESSA CHOLODOVSKIS: Social Media Coord., acholodovskislima@unr.edu

TOM PATTERSON: Graduate Assistant, thomaspatterson@unr.edu | TRINITY SANDRIDGE: Graduate Assistant, tsandrledge@unr.edu

2025-26 NEVADA MEN'S BASKETBALL ROSTER

#	Name	Pos.	Yr.	Ht.	Wt.	Hometown/Last School
0	Chuck Bailey III	G	Jr.	6-4	218	Detroit, Mich. (Hamtramck HS / Evansville)
1	Elijah Price	F	R-So.	6-9	215	Long Beach, Calif. (St. Anthony's HS / Drake/Fresno State)
2	Myles Walker	G	Fr.	5-10	163	Riverside, Calif. (Eleanor Roosevelt HS)
3	Tyler Rolison	G	Jr.	6-0	190	Los Angeles, Calif. (St. Bernard HS)
4	Corey Camper Jr.	G	5Y.	6-5	181	Little Rock, Ark. (Little Rock Central HS/ Tyler JC/UTEP)
5	Amire Robinson	G	R-Jr.	6-3	198	Akron, Ohio (John R. Buchtel Community Learning Center)
6	Kaleb Lowery	F	6Y.	6-8	217	San Diego, Calif. (Santa Clarita Christian School / The Master's College)
7	Vaughn Weems	G	Jr.	6-5	197	Federal Way, Wa. (Federal Way High School / North Idaho College)
10	Jeriah Coleman	C	6Y.	7-1	231	Anchorage, Alaska (Great Bridge Christian (Va.) / Clarendon College / Saint Francis)
12	Tayshawn Comer	G	Sr.	6-1	204	Indianapolis, Ind. (Cathedral High School/ Eastern Kentucky/ Evansville)
17	Peyton White	F	Fr.	6-6	233	Encino, Calif. (Crespi High School)
21	Joel Armotrading	C	5Y.	6-10	244	London, Eng. (Burnham Grammar School/ Southern Idaho/Cal Poly/ UC Riverside)
24	Christopher Baudreau	F	Fr.	6-9	205	Las Vegas, Nev. (Bishop Gorman High School)
50	Ethan Croley	F	Fr	6-9	247	San Antonio, Texas (Clark High School)

NEVADA MEN'S BASKETBALL COACHING STAFF

Head Coach: Steve Alford (Indiana, 1987) - Seventh season at Nevada, 35th overall

Associate Head Coach: Craig Neal (Georgia Tech, 1988) – Seventh season

Assistant Coach: Lo Leath (Sacramento State, 2009) – First season

Assistant Coach: Bil Duany (Indiana, 2009) – Seventh season

Assistant Coach: Jarod Lucas (Nevada, 2024) - First season

Assistant Coach: Michael Furlong (Hillsdale College, 2015) - Fourth season

Video Coordinator: Connor Ebben (Miami-Ohio, 2023) - Third Season

Director of Operations: Hannah Perkins (North Georgia, 2024) - First season

Strength & Conditioning Coach: Matt Eck (Kansas State, 2008 - Nevada, 2010) – 25th season

Pronunciation Guide

Jeriah Coleman	Juh-rye-uh
Kaleb Lowery	Lowe-ree
Vaughn Weems	Von
Christopher Baudreau	Boo-Droe
Joel Armotrading	Jo-el Armo-Trade-ing
Tyler Rolison	RAH-li-son
Ethan Croley	Crow-lee
Bil Duany	Dew-ay-nee

Nevada neh-VAD-uh (NOT: Neh-VAH-duh)

PROPER BRANDING

For the purpose of athletics branding, please **DO NOT** refer to the team as Reno, Nevada Reno, or UNR; it is simply "Nevada." When using an abbreviation please use either NV or NEV. The team mascot should be two words, Wolf Pack. Also, pronunciation of the state should be pronounced in the following way: neh-VAD-duh.

QUICK FACTS

ABOUT NEVADA

Location..... Reno, Nev.
Enrollment..... 21,657
Nickname..... Wolf Pack (two words)
Colors Navy Blue and Silver
Conference..... Mountain West (MW)
President Brian Sandoval
Athletics Director Stephanie Rempe
SWA Casey Stangel
Athletic Dept. Phone 775-784-6900
Ticket Office Phone 775-348-PACK
Website NevadaWolfPack.com

MEN'S BASKETBALL STAFF

Head Coach Steve Alford
Alma Mater..... Indiana '87
Record at Nevada..... 130-82 (Seventh year)
Career Record..... 717-380 (35th year)
Mountain West Record..... 138-79 (12th year)
Assoc. Head Coach..... Craig Neal (Georgia Tech '88)
Asst. Coach Bil Duany (Indiana '09)
Asst. Coach Lo Leath (Sacramento State '09)
Asst. Coach Michael Furlong (Hillsdale College '15)
Asst. Coach Jarod Lucas (Nevada '24)
Video Coordinator... Connor Ebben (Miami-Ohio '23)
Director of Operations... Hannah Perkins (North Georgia '24)

COMMUNICATIONS

MBB Contact..... Andressa Cholodovskis
Email acholodovskislima@unr.edu
Cell..... 775-343-9339

PROGRAM HISTORY

First Season 1913
All-Time Record..... 1,477-1,255
All-Time Conference Record..... 693-547
Conference Tournament Record 50-39
NCAA Tournament Appearances ... 11 (last in 2024)
NCAA Tournament Record..... 6-11
NIT Appearances 5 (last in 2012)
NIT Record 5-5
CBI Appearances 3 (last in 2016)
CBI Record 5-3

PLAYING IN RENO

Arena Lawlor Events Center
Capacity..... 11,536
Year Built 1983
First year for MBB 1983-84
Press Row Phone 775-784-4404

TEAM INFORMATION

2024-25 Overall Record 17-16
2024-25 MW Record/Finish 13-5/T-2nd
Letterwinners Returning/Lost 4/10
Starters Returning/Lost 1/4
Newcomers 10

LAST TIME OUT

Nevada's defense made the difference in the game to help the team secure a 69-59 victory over Fresno State on Saturday night in Lawlor Events Center.

The Pack (17-7; 9-4 MW) held the Bulldogs (11-12; 5-7 MW) to 36 percent from the field and 31 percent from three.

Corey Camper Jr. and Vaughn Weems led the Wolf Pack offense with 15 points apiece while also recording five rebounds and four rebounds, respectively. Tyler Rolison followed with 11 points and five assists off the bench, making key plays at the end of the game to help the Pack secure the win.

Nevada won the battle in the paint 28-14, while outscoring Fresno's bench 16-4. Kaleb Lowery made his impact on the game with 9 rebounds of the team's 43 total rebounds.

AZTECS REMATCH

Nevada fell to San Diego State, 73-68, on Jan. 6 at Lawlor Events Center. The Aztecs controlled the paint (42-16) and bench scoring (37-9).

The Pack shot 36 percent from the field, 29 percent from three, and 90 percent at the line. Elijah Price led Nevada with 17 points, 10 rebounds, and four steals, followed by Tayshawn Comer (16 points) and Chuck Bailey III (13 points).

On the defensive side, Nevada was not able to hold the Aztecs' offense, as they shot 52 percent (21-for-59) from the field, 24 percent (4-for-17) from the three, and 68 percent (13-for-19) from the free throw line. Price recorded four steals to lead the Pack.

SCOUTING SAN DIEGO STATE

Led by BJ Davis, San Diego State is coming off a cruised 88-54 win against Air Force on Saturday evenings.

The Aztecs had five players scoring in double figures. Davis with 16 points, four rebounds, two assists and one steal was followed by Miles Heide (13), Reese Dixon-Waters (12), Jeremiah Oden (11), and Pharaoh Compton(11).

San Diego State shot 60 percent from the field, while the Falcons shot 40 percent. The Aztecs were also efficient with the ball, forcing the Falcons to 22 turnovers, while only giving it up six times.

OLD TRAPPER MW PLAYERS OF THE WEEK

Nevada has now two players who have been nominated players of the week. On Feb. 2, Corey Camper Jr. was selected after averaging 20 points, five rebounds, 3.5 assists, and 2.5 steals in 37 minutes per game in the wins against GCU and UNLV.

On Jan. 12, Elijah Price earned the honor after averaging 18.5 points and 11.5 rebounds on 66.7 percent shooting against San Diego State and Wyoming. He helped Nevada to a 1-1 week, highlighted by a 92-83 win over Wyoming.

MEDIA INFORMATION

SOCIAL MEDIA

Nevada Wolf Pack Athletics
Twitter: @NevadaWolfPack
Facebook.com/NevadaWolfPack
Instagram: NevadaWolfPack

Nevada Men's Basketball
Twitter: @NevadaHoops
Facebook.com/NevadaMBB
Instagram: nevadahoops

ON THE AIR

Head coach Steve Alford will make a post-game press conference appearance after every home game with two select players of his choice.

POSTGAME INTERVIEWS

Nevada's locker room is closed to the media. Interview requests should be directed to team communications director Andressa Cholodovskis. Head coach Steve Alford and selected players will be available to the media following a 10-minute cooling off period.

For home contests, Nevada will hold postgame press conferences in the Lawlor Media Room.

For road contests, postgame availability will be held outside of Nevada's locker room.

BRAND USAGE

For the purpose of athletics branding, please do not refer to the team as "Reno," "Nevada-Reno," or "UNR." Also, pronunciation of the state should be stated in the following way: neh-VA-duh.

NEVADA'S DEPTH

Nevada's depth has been a key factor in its success this season, as it consistently brings energy to both sides of the ball.

The Pack has a 10-2 record, with more bench points than its opponents this season.

FRESHMAN SPARK

Nevada's freshmen continue to make an impact this season.

Peyton White has appeared in 23 games, averaging 17.0 minutes, with career highs of 15 points vs. UC Davis and nine rebounds vs. UC San Diego.

Ethan Croley recorded a double-double (11 points, 10 rebounds) against San Francisco, the program's first by a freshman since 2023.

Myles Walker has added depth in the backcourt, totaling 31 points, 30 assists, 16 rebounds, and 12 steals in 21 games.

PRICE ON THE GLASS

Elijah Price continues to anchor the rim and rank among the Mountain West's best. He has 212 rebounds, ranking second in the league, and leads the conference in blocks (44).

The redshirt sophomore also ranks top three in both defensive (6.17) and offensive (2.67) rebounds per game.

Price's 19-rebound performance on Nov. 12 set a career high and stands as the best single-game rebounding effort under head coach Steve Alford, and the most by a Nevada player since 2016.

LEADING THE PACK

Corey Camper Jr. and Tayshaw Comer continue to lead the Pack offense. Comer has 94 assists and a total of 311 points (13.0 per game), while Camper Jr. has 354 points (17.7 per game) and 88 rebounds (4.4 per game).

Both Comer and Camper Jr. reached career milestones this season. Comer recorded a career high for three-pointers made with four in six attempts at Washington State on Dec. 7, 2025, while also reaching his career high in free throws against Boise State on Dec. 20, 2025, with 13-for-14 made.

Against Boise State on Feb. 3, Camper Jr. reached 35 points while making 14 field goals to set a new career high.

PACK IN THE RANKINGS

Nevada remains among the Mountain West and the country's best across several statistical categories.

Nevada leads the conference in free throws made per game (19.3) and is second for free-throw attempts per game (25.5), and is third in the Mountain West in blocks per game (3.9).

The Pack is ranked 14th in the country and second in the conference in three-point percentage (38.7), just behind Colorado State.

EFFICIENCY IS KEY

Nevada has been tremendous at taking care of the ball this season, as the Pack has a combined 219 turnovers through 24 games.

The Pack ranks 9th in the nation in fewest turnovers per game (9.1), and the Pack has had 10 or fewer turnovers in 18 of 24 games this season.

ELIJAH PRICE NAMED PRESEASON ALL-MOUNTAIN WEST

Forward Elijah Price, who spent his redshirt freshman season (2024-25) at Fresno State before transferring to Nevada, was voted to the 2025-26 Preseason All-Mountain West Team. The team was announced during Mountain West Basketball Media Day in Las Vegas on October 23.

Price, who started his college career at Drake (2023-24), arrived in Reno after an impressive redshirt freshman season at Fresno State Bulldogs in 2024-25, where he started all 32 games and averaged 10.5 points and 8.3 rebounds per game. He also posted 11 double-doubles—an achievement that set a program freshman record—while ranking among the top first-year students nationally in offensive rebounds per game.

NEW-LOOK WOLF PACK FOR 2025-26

The Wolf Pack will feature many new faces in 2025-26, as the roster returns just four players from a season ago.

Guards Tyler Rolison (32 GP, 8 GS, 23.6 mpg, 7.4 ppg, 44.9 FG pct. in 2024-25), Chuck Bailey III (31 GP, 11.1 mpg, 2.4 ppg in 2024-25), and Amire Robinson (DNP in 2024-25, 13 GP in 2023-24), along with center Jeriah Coleman (12 GP, 4.4 mpg, 83.3 FG pct. in 2024-25) are the returners in 2025-26.

Highlighting a group of 10 newcomers (six transfers, four preps) is guard Tayshawn Comer (32 GP/GS, 16.2 ppg, 4.09 apg, 48 3-pointers at Evansville in 2024-25), with forward Elijah Price (32 GP/GS, 10.5 ppg, 8.3 rpg at Fresno State) and center Joel Armotrading (33 GP, 31 GS, 21.9 mpg, 5.8 ppg, 6.5 rpg, 40 blocks at UC Riverside).

SUMMER BONDING

In August, the Wolf Pack took advantage of an international trip to build chemistry and connect with its new faces, traveling to the Baha Mar resort in Nassau, Bahamas for the 2025 Baha Mar Hoops Summer League during a seven-day trip from July 31–Aug. 6.

Nevada played exhibition games on Aug. 2 and 4 against the University of Calgary and the Bahamas National Team at the Baha Mar Convention, Arts and Entertainment Center, while also enjoying the resort and beach as a refreshing boost during preparations for the 2025–26 season.



MOUNTAIN WEST STANDINGS

School	MW	Pct.	Overall	Pct.
Utah State	11-2	.846	20-3	.870
San Diego State	11-2	.846	17-6	.739
New Mexico	9-4	.692	18-6	.750
Nevada	9-4	.692	17-7	.708
Grand Canyon	8-4	.667	15-8	.652
Boise State	7-6	.538	15-9	.625
UNLV	6-6	.600	11-12	.478
Fresno State	5-7	.417	11-12	.478
Colorado State	4-8	.333	13-10	.565
Wyoming	4-9	.308	13-11	.542
San José State	1-11	.083	6-17	.261
Air Force	0-12	.000	3-20	.130

AROUND THE MOUNTAIN WEST
(all times Pacific)

Friday, February 13

UNLV vs. Boise State 7 p.m.

Saturday, February 14

Grand Canyon vs. San José State 2 p.m.
Air Force vs. Fresno State 2 p.m.
Memphis vs. Utah State 5 p.m.
Wyoming vs. Colorado State 6 p.m.
Nevada vs. San Diego State 7 p.m.

Tuesday, February 17

Fresno State vs. Wyoming 5:30 p.m.
Air Force vs. New Mexico 6 p.m.
Grand Canyon vs. San Diego State 7 p.m.
Nevada vs. San José State 7 p.m.

NEVADA WHEN...

	2025-26	MW	Under Alford
Playing at HOME	12-2	6-1	78-23
Playing on the ROAD	4-4	3-3	31-44
Playing on a NEUTRAL court	1-1	0-0	19-13
Leading at halftime	11-1	6-1	91-18
Trailing at halftime	4-5	2-3	28-59
Tied at halftime	2-1	1-0	3-3
the Wolf Pack...			
Shoots 50% or higher	5-0	5-0	52-11
Shoots less than 50%	12-7	4-4	74-68
Shoots better than opponent	13-1	7-1	112-14
Shoots worse than opponent	4-6	2-3	14-63
Shoots same as opponent	0-0	0-0	1-1
the opponent...			
Shoots 50% or higher	1-2	1-2	4-27
Shoots less than 50%	16-5	8-2	124-53
the Wolf Pack scores...			
Under 70 points	3-3	3-2	21-50
70-79 points	7-2	1-2	54-22
80-89 points	6-2	4-1	36-6
90-99 points	1-0	1-0	15-2
100+ points	0-0	0-0	3-0
More bench pts than opp.	10-2	6-0	68-29
Fewer or same bench pts than opp.	6-5	3-4	57-50
the Wolf Pack allows...			
Under 70 points	11-0	7-0	87-20
70-79 points	4-3	1-2	32-31
80-89 points	2-2	1-1	6-17
90-99 points	0-2	0-1	1-10
100+ points	0-0	0-0	0-1
Game decided...			
By five points or less	4-3	1-2	24-27
By 10 points or less	4-2	3-2	29-21
By 19 points or less	7-2	4-0	48-17
By 20 points or more	2-0	1-0	17-9
In overtime	2-1	1-1	5-6
Making more FGs than opponent	12-2	7-2	106-22
Making fewer FGs than opponent	3-5	1-2	14-55
FGs are equal	2-0	1-0	6-4
Making more 3s than opponent	8-1	4-1	62-20
Making fewer 3s than opponent	8-5	5-2	59-50
3s are equal	1-1	0-1	9-9
Making more FTs than opponent	15-3	8-1	89-28
Making fewer FTs than opponent	2-4	1-3	40-45
FTs are equal	0-0	0-0	1-8
Out-rebounding opponent	10-3	4-2	85-25
Out-rebounded	6-4	4-2	38-51
Rebounds are even	1-0	1-0	7-4
Committing fewer turnovers	13-4	6-2	80-33
Committing more turnovers	4-3	2-2	42-38
Turnovers are even	0-0	0-0	7-9

LUCAS RETURNS TO NEVADA; JOINS STAFF

Former Wolf Pack standout Jarod Lucas returned to the program as an assistant coach on Sept. 30. A key figure on Nevada's back-to-back NCAA Tournament teams (2023, 2024), Lucas is ready to contribute across the entire roster.

During his Nevada career (2022–24), Lucas led the Pack in scoring in both seasons while guiding Nevada to consecutive 20-win campaigns and March Madness berths. He earned All-Mountain West recognition and developed a reputation for clutch, late-game shot making.

Each season, Lucas ranked among conference leaders in three-pointers and free-throw percentage, and served as team captain.


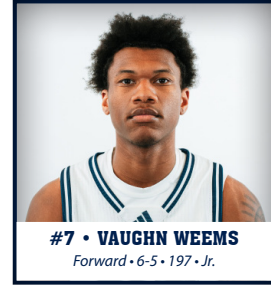

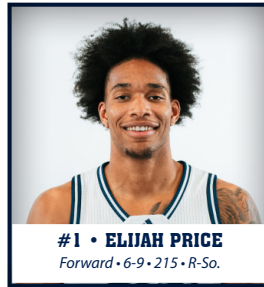
LEATH JOINS WOLF PACK STAFF

Jarod Lucas isn't the only new face on Nevada's 2025–26 coaching staff, as veteran coach Lo Leath joined the Wolf Pack in April. Leath arrives in Reno after a season at Utah and two years at his alma mater, Sacramento State, where he helped guide the Hornets to a top-six Big Sky finish, led the league in rebounding and ranked among the nation's top 15 in scoring margin.

Before college coaching, Leath spent a decade with the Oakland Soldiers, winning multiple EYBL titles and helping develop more than 100 Division I players, including NBA standouts Aaron Gordon and Jalen Green.

A Sacramento State Hall of Famer, Leath also brings deep Nevada ties, as his cousin Kevin Pinkney helped lead the Wolf Pack to the 2004 Sweet Sixteen, making his return to Reno especially meaningful.

TV/RADIO ROSTER



HEAD COACH STEVE ALFORD



STEVE ALFORD

SEVENTH SEASON (35TH OVERALL)

Head Coach

Hometown: New Castle, Ind.
Birth Date: Nov. 23, 1964 in Franklin, Ind.
Family: Wife – Tanya
Sons – Kory & Bryce
Daughter – Kayla
Grandchildren – AJ & Kai

Education: Indiana, 1987

Playing Career:
1983-87 – Indiana University
1987-91 – NBA (Dallas, Golden State)

Honors:

- 10th among active Division I Coaches in career wins (717 wins)
- Third all-time in Mountain West Conference wins (138 wins)
- 12 NCAA Tournament appearances (most among active MW Coaches)
- Four Sweet-16 appearances (1999, 2014, 2015, 2017)
- 4x MW Regular Season Champion (2009, 2010, 2012, 2013)
- 2x MW Tournament Champion (2012, 2013)
- 3x MW Coach of the Year (2009, 2010, 2013)
- 2023 NABC District 17 Coach of the Year
- 20 seasons with 20+ victories
- Three seasons with 30+ victories
- One of four coaches all-time to lead five different DI schools to the NCAA Tournament

NCAA Champion, All-American, and Olympic Gold Medalist Steve Alford enters his seventh season at the helm of the Wolf Pack program in 2025-26. Alford is in his 35th season overall as a head coach, boasting a career record of 717-380.

Alford's career-win total of 717 victories places him 10th among all active Division I coaches in career wins. Alford also ranks third all-time and second among active coaches in career Mountain West victories (135).

Although the Wolf Pack ended the 2024-25 season 17-16 eliminating the chance of a third appearance in a row to the NCAA tournament, Alford has the Wolf Pack continuing its upward momentum. Nevada earned an at-large bid to the 2024 NCAA Tournament and finished the 2023-24 season with a 26-8 overall record while going 13-5 and finishing tied for second in a highly-competitive Mountain West which earned a record six bids to the Big Dance.

Over his six full seasons at the Wolf Pack helm (through 2023-24), Alford has won 112 games (an average of 19 per season).

The 2023-24 campaign featured numerous high points, including Alford leading the Wolf Pack back into the Associated Press Top 25 for the first time since 2019. Furthermore, four members of the Wolf Pack were named All-Mountain West following the regular season: Jarod Lucas (Second Team), Kenan Blackshear (Second Team), Nick Davidson (Third Team), and Tré Coleman (All-Defensive Team).

Lucas had a sensational season for the Pack. Appearing in and starting all 34 games, Lucas averaged a career-high 17.8 points per game on 42.1 percent shooting from the field, 39.4 percent from behind the arc, and 89.9 percent at the free throw line.

In Mountain West play, Lucas completed the regular season ranked second in the Mountain West in scoring (17.8 PPG), second in free throw percentage (90.1%), second in made free throws (155), third in made 3-pointers (75), and ninth in 3-point field goal percentage (40.1%).

During his time at Nevada, Alford has mentored three Mountain West Newcomers of the Year (Jarod Lucas, 2022-23; Grant Sherfield, 2020-21; Jalen Harris, 2019-20), the program's first Mountain West Freshman of the Year (Darrion Williams, 2022-23), a Mountain West Sixth Man of the Year (Nisré Zouzoua, 2019-20), two Mountain West All-Defensive Team selections (Tre Coleman, 2022-23; Kenan Blackshear, 2022-23), and nine All-Mountain West selections, including first-teamers Harris and Sherfield.

The 2022-23 campaign displayed Alford's ability to tap the full potential of his roster. After losing 58.1 percent of the scoring output from the previous season to the transfer portal, and losing seniors K.J. Hymes and Hunter McIntosh to injury at the beginning of the season, Alford led the Pack to a 22-11 overall record, fourth-place finish in the Mountain West, and the program's first NCAA Tournament appearance since the 2018-19 season. The 22 wins marked one of the biggest turnarounds in all of Division I, as the Pack increased their win total by nine from the previous

season.

Nevada had an impressive outing at the 2022 Cayman Islands Classic at the beginning of the season, claiming a third-place finish in the outstanding field. Nevada earned victories over Tulane and Akron, while only suffering one defeat at the hands of Kansas State, an 87-96 overtime loss in the semifinal round to the Wildcats who went on to win the tournament.

Nevada produced an exceptional record of 14-1 on their home court, and the team earned back-to-back victories over ranked opponents at Lawlor for the first time in program history, beating #25 New Mexico (1/23/23) before taking down #22 San Diego State (1/31/23).

The Pack matched a program record following the completion of the regular season, as five different players earned All-MW recognition. Nevada also set a program record by obtaining seven different All-MW awards by players only.

Nevada earned its 10th NCAA Tournament berth in program history following the completion of the regular season, marking Alford's 12th career appearance in the tournament. The selection also signified the fifth different school that Alford has taken to the NCAA Division I Tournament, making him just one of four coaches throughout history to accomplish the feat (Lon Kruger, Rick Pitino, Tubby Smith).

Alford was named the NABC District 17 Coach of the Year at the end of the season, and Blackshear garnered First Team All-District honors while Lucas was named to the All-District Second Team.

In the 2020-21 campaign, Alford also showcased his ability to make the most of his roster. Entering the season returning just 20 percent of the scoring output from the previous year's team, Alford's young Wolf Pack squad opened up by capturing the Golden Window Classic title, highlighted by a last-second victory over Nebraska on the Cornhuskers' home court.

Nevada would navigate the challenges and turns of a season operating under the increased safety protocols as a result of the COVID-19 pandemic, going 16-10 overall and reaching the Mountain West Championship semifinals.

The 2019-20 campaign was highlighted by Alford winning his 600th-career game Jan. 25, 2020, when Nevada defeated New Mexico 96-74 at Lawlor Events Center. The win made him, at the time, the 16th active NCAA Division I coach to reach the 600-win mark.

Alford became the first coach to win two Paradise Jam titles as the Pack swept the field, winning all three games by double figures in the U.S. Virgin Islands. In 2012, he led his New Mexico squad to the title. Junior Jalen Harris was the MVP and was joined on the All-Tournament Team by Jazz Johnson.

Four members of Alford's first Nevada team garnered postseason honors led by Harris. Harris was named to the NABC and USBWA all-

HEAD COACH STEVE ALFORD

district teams after leading the Mountain West in scoring at 21.6 points per game. He was also a Mountain West coaches and media first team selection. Three times he was named the Mountain West Player of the Week, and on Feb. 9 was the Oscar Robertson Player of the Week. He scored 30 or more points six times including becoming the first Pack player with four-consecutive games of 30 or more points.

Johnson was named to the Mountain West coaches second team and media third team. Senior Nizre Zouzoua was the Mountain West Sixth Man of the Year as selected by the coaches and media. Johnson earned the Sixth Man of the Year honor in 2019. Another of the Pack seniors, Lindsey Drew, was named the Mountain West All-Defensive team for the second time in his career and was an honorable mention pick by the coaches and media. He was named the Mountain West Player of the Week the first week of the season.

Alford, a highly successful coach with 11 NCAA Tournament berths and four Sweet 16 appearances, signed a 10-year deal to lead Nevada.

Alford is the 19th coach in the history of the Nevada program. Alford has a career record of 683-357 (.657) in 33 seasons as a collegiate head coach and is 605-328 (.648) in 29 seasons as a Division I head coach.

No stranger to the Mountain West, Alford led New Mexico to four regular season and two tournament titles in six seasons (2007-14) as the Lobos head coach. In 2009, 2010 and 2013 he was named the Mountain West Coach of the Year. He posted a record of 155-52 at New Mexico and was 68-26 in conference play. Three of his New Mexico players; JR Giddens (2008), Darrington Hobson (2010) and Kendal Williams (2013) were named Mountain West Player of the Year. The Lobos 30 wins in 2012 and 29 in 2013 are the two highest win totals in program history. The 2012 and 2013 teams secured No. 3 seeds in the NCAA Tournament, which tied New Mexico's record for highest-seeded team.

In 17 seasons he has led his teams to 20 or more wins, and thrice to 30 or more victories. His 2016-17 UCLA squad posted a 31-5 record with the 28 regular-season victories tying the Bruins' record for wins.

During his UCLA tenure he coached 11 NBA Draft picks, including seven first-rounders: Zach Lavine, Jordan Adams, and Kyle Anderson (2014), Kevon Looney (2015), Lonzo Ball and TJ Leaf (2017), and Aaron Holiday (2018). While at New Mexico, JR Giddens and Tony Snell were first-round NBA picks.

At Manchester College, Alford earned conference coach of the year honors three times. The 1994-95 team was inducted into the school's hall of fame and in 1999 Alford was inducted into the Manchester Hall of Fame.

As a college senior Alford led Indiana to the 1987 NCAA Championship. Playing his Hoosier career under legendary head coach Bob Knight, the 1983 Indiana Mr. Basketball was a two-time consensus NCAA All-American (1986-87), a three-time selection to the All-Big Ten First Team, and the Big Ten MVP in 1987. He ended his collegiate career as Indiana's all-time leading scorer, with 2,438 points, and ranks second in the Hoosier record book through the 2020-21 season.

At the 1984 Olympic Games in Los Angeles, Alford earned gold with the United States team coached by Knight, which was also the last United States' amateur team to win Olympic Gold.

Against France Aug. 3, 1984, Alford set the USA Basketball Olympic single-game record for field-goal percentage, going a perfect 8-for-8 from the field.

In 1997 he was inducted into the Indiana University Hall of Fame and in 2001 was one 15 players named to Indiana's All-Century team.

Following his career at Indiana he was selected 26th overall in 1987 NBA Draft by the Dallas Mavericks. He played four years from 1987-1991 in the NBA for Dallas and Golden State.

He is married to the former Tanya Frost. The couple has two sons Kory and Bryce and a daughter Kayla. The couple also has two grandchildren in AJ and Kai.

HEAD COACH STEVE ALFORD

Collegiate Coaching Record

College	Year	Overall Record	Conference Record/Finish	Postseason
Manchester	1991-92	4-16	3-11 (Heartland-T6th)	
Manchester	1992-93	20-8	7-5 (Heartland-T2nd)	NCAA DIII Tournament - First Round
Manchester	1993-94	23-4	10-2 (Heartland-1st)	NCAA DIII Tournament - First Round
Manchester	1994-95	31-1	12-0 (Heartland-1st)	NCAA DIII Tournament - Runner-up
Missouri State	1995-96	16-12	11-7 (Missouri Valley-4th)	
Missouri State	1996-97	24-9	12-6 (Missouri Valley-T2nd)	NIT First Round
Missouri State	1997-98	16-16	11-7 (Missouri Valley-T3rd)	
Missouri State	1998-99	22-11	11-7 (Missouri Valley-T2nd)	NCAA Sweet 16
Iowa	1999-00	14-16	6-10 (Big Ten-T7th)	
Iowa	2000-01	23-12	7-9 (Big Ten-T6th)	NCAA Second Round
Iowa	2001-02	19-16	5-11 (Big Ten-T8th)	NIT First Round
Iowa	2002-03	17-14	7-9 (Big Ten-T8th)	NIT Second Round
Iowa	2003-04	16-13	9-7 (Big Ten-4th)	NIT First Round
Iowa	2004-05	21-12	7-9 (Big Ten-7th)	NCAA First Round
Iowa	2005-06	25-9	11-5 (Big Ten-T2nd)	NCAA First Round
Iowa	2006-07	17-14	9-7 (Big Ten-4th)	
New Mexico	2007-08	24-9	11-5 (Mountain West-3rd)	NIT First Round
New Mexico	2008-09	22-12	12-4 (Mountain West-T1st)	NIT Second Round
New Mexico	2009-10	30-5	14-2 (Mountain West-1st)	NCAA Second Round
New Mexico	2010-11	22-13	8-8 (Mountain West-5th)	NIT Second Round
New Mexico	2011-12	28-7	10-4 (Mountain West-T1st)	NCAA Second Round
New Mexico	2012-13	29-6	13-3 (Mountain West-1st)	NCAA First Round
UCLA	2013-14	28-9	12-6 (Pac-12-2nd)	NCAA Sweet 16
UCLA	2014-15	22-14	11-7 (Pac-12-4th)	NCAA Sweet 16
UCLA	2015-16	15-17	6-12 (Pac-12-10th)	
UCLA	2016-17	31-5	15-3 (Pac-12-3rd)	NCAA Sweet 16
UCLA	2017-18	21-12	11-7 (Pac-12-T3rd)	NCAA First Round
UCLA	2018	7-6	n/a	
Nevada	2019-20	19-12	12-6 (Mountain West -T2nd)	
Nevada	2020-21	16-10	10-7 (Mountain West - 5th)	
Nevada	2021-22	13-18	6-12 (Mountain West -8th)	
Nevada	2022-23	22-11	12-6 (Mountain West - 4th)	NCAA First Four
Nevada	2023-24	26-8	13-5 (Mountain West - T2nd)	NCAA First Round
Nevada	2024-25	17-16	8-12 (Mountain West - 7th)	
Nevada	2025-26	15-6	-	-
Totals (35th year) 1991-Pres.		717-380	331-225	16 NCAA Tournaments (13 at Division I level)

Conference Tournament Titles

1993	Manchester (ICAC)
1994	Manchester (ICAC)
1995	Manchester (ICAC)
2001	Iowa (B1G)
2006	Iowa (B1G)
2012	New Mexico (Mountain West)
2013	New Mexico (Mountain West)
2014	UCLA (Pac-12)

WINNINGEST ACTIVE DI COACHES

Rank	Coach	Current School	Overall Record
1	Rick Pitino	St. John's	904-316
2	John Calipari	Arkansas	895-283
3	Rick Barnes	Tennessee	852-430
4	Bill Self	Kansas	850-266
5	Kelvin Sampson	Houston	821-356
6	Dana Altman	Oregon	788-421
7	Mark Few	Gonzaga	765-154
8	Tom Izzo	Michigan State	757-306
9	Greg Kampe	Oakland	729-566
10	Steve Alford	Nevada	717-380
11	Greg McDermott	Creighton	643-377

COACHES MOUNTAIN WEST TITLES

Rank	Coach	School	MW / MW Tournament
1	Steve Fisher	San Diego State (retired)	6 / 4
		(18 years in the league)	(2006, 2011, 2012, 2014, 2015, 2016/2002, 2006, 2010, 2011)
2	Steve Alford	Nevada	4 (2009, 2010, 2012, 2013) / 2 (2012, 2013)
		(12 years in the league)	
3	Brian Dutcher	San Diego State	3 (2020,2021,2023) / 3 (2018, 2021, 2023)
		(8 years in the league)	
4	Eric Musselman	Nevada	3 (2017,2018,2019) / 1 (2017)
		(4 years in the league)	
5	Leon Rice	Boise State	2 (2015, 2022) / 1 (2022)
		(14 years in the league)	
6	Craig Smith	Utah State	1 (2019) / 2 (2019, 2020)
		(3 years in the league)	
7	Daniel Sprinkle	Utah State	1 (2024) / 0
		(1 year in the league)	
8	Joe Scott	Air Force	1 (2004) / 0
		(9 years in the league)	
9	Craig Neal	Nevada (former New Mexico)	0 / 1 (2014)
		(4 years in the league)	
10	Lon Krueger	UNLV (retired)	0 / 2 (2007/2008)
		(7 years in the league)	



Gensler

Grand Sierra Resort (GSR) broke ground October 1 on a new 10,000-seat arena, which will serve as the home of Nevada Men's Basketball beginning in 2027-28. The arena marks the first phase of the property's \$1 billion redevelopment project — the largest private capital investment in Reno's history.

The milestone ceremony featured arena renderings, a ceremonial shovel dig, and celebratory cold sparks and confetti. Speakers included GSR Owner Alex Meruelo, University of Nevada President Brian Sandoval, Athletics Director Stephanie Rempe, and Reno Mayor Hillary Schieve.

"This project represents a transformative moment for Reno and northern Nevada," said Meruelo. "Our investment reflects not only our commitment to this community, but our belief in its future as a premier destination for sports, entertainment, and hospitality."

The \$435 million GSR Arena will span 300,000 square feet, feature premium hospitality clubs, suites, and a central plaza, and serve as the future home of Nevada Men's Basketball. Designed to seat more than 10,000 guests, it is expected to host about 95 events annually upon completion in fall 2027.

According to Hunden Partners, the City of Reno's consultant, the arena and related development are projected to generate \$850 million to \$1.135 billion in direct economic impact, with as much as \$1.34 to \$1.8 billion in benefits over 28 years.

The arena is the first step in GSR's decade-long redevelopment plan, which also includes a 2,800-space parking garage, a new community ice center, the reimagined Grand Bay aquatic golf facility, a fan-centric central plaza, and future housing and hotel expansion.

0

CHUCK BAILEY III

Junior | 6-4 | 218 | G | Detroit, Mich.



2025-26 SEASON HIGHS

Points	24, vs. Louisiana Tech (11/4)
FG Made	7, vs. Louisiana Tech (11/4)
FG Att.	11, vs. Louisiana Tech (11/4)
3FG Made	5, vs. Louisiana Tech (11/4)
3FG Att.	7, vs. Louisiana Tech (11/4)
FT Made	5, vs. Louisiana Tech (11/4)
FT Att.	7, vs. Louisiana Tech (11/4)
Rebounds	7, vs. UCSB (11/22)
Assists	4, vs. UCSB (11/22)
Steals	3, vs. Santa Clara (11/15)
Blocks	1, 4x last vs. San Francisco (11/28)
Minutes	34, vs. Washington State (12/07)

CAREER HIGHS

Points	27, vs. Missouri State (11/30/23)
FG Made	8, vs. Missouri State (11/30/23)
FG Att.	11, 2x, last vs. Louisiana Tech (11/4/25)
3FG Made	5, vs. Louisiana Tech (11/4/25)
3FG Att.	7, vs. Louisiana Tech (11/4/25)
FT Made	10, vs. Bradley (01/11/24)
FT Att.	13, vs. Bradley (01/11/24)
Rebounds	7, vs. UCSB (11/22/25)
Assists	4, vs. UCSB (11/22/25)
Steals	3, vs. Santa Clara (11/15/25)
Blocks	1, 2x last vs. Pacific (11/08/25)
Minutes	34, vs. Washington State (12/07/25)

PLAYER NOTES

Chuck Bailey III is a 6'4", 220-pound guard who transferred to the University of Nevada, Reno basketball team for the 2024-25 season. Prior to joining Nevada, he played at the University of Evansville, where he averaged 8.4 points and 2.6 rebounds per game as a freshman. Bailey was a key contributor, appearing in 34 games during his time at Evansville. Known for his athleticism and versatility, he plays multiple positions in the backcourt. Before college, Bailey was highly rated as a high school player and is expected to add depth and scoring ability to the Wolf Pack's lineup.

2025-26 GAME-BY-GAME

Opponent	Date	GS	MIN	Total		3-Pointers		Free throws		Rebounds				PF	A	TO	BLK	STL	PTS	AVG	
				FG-FGA	PCT	3FG-3FGA	PCT	FT-FTA	PCT	OFF	DEF	TOT	AVG								
Louisiana Tech	11/04/2025	*	25:44	7-11	.636	5-7	.714	5-7	.714	0	4	4	4.0	1	2	0	0	0	24	24.0	
Pacific	11/08/2025	*	14:48	0-8	.000	0-2	.000	0-0	.000	2	0	2	3.0	2	1	1	1	0	0	12.0	
Southern Ill.	11/12/2025		19:18	1-6	.167	1-4	.250	0-0	.000	2	3	5	3.7	1	1	0	0	1	3	9.0	
at Santa Clara	11/15/2025		27:12	4-11	.364	1-2	.500	2-2	1.000	2	4	6	4.3	3	3	0	0	3	11	9.5	
UC Davis	11/18/2025	*	19:10	1-4	.250	0-3	.000	1-1	1.000	1	0	1	3.6	4	3	1	0	1	3	8.2	
UC Santa Barbara	11/22/2025	*	23:35	3-5	.600	0-0	.000	2-3	.667	0	7	7	4.2	1	4	2	1	0	8	8.2	
vs Washington	11/27/2025	*	19:23	2-10	.200	1-2	.500	0-0	.000	0	2	2	3.9	4	0	0	0	0	5	7.7	
vs San Francisco	11/28/2025	*	22:58	2-6	.333	1-2	.500	0-0	.000	0	0	0	3.4	3	1	0	1	0	5	7.4	
UC San Diego	12/02/2025	*	20:44	4-10	.400	1-4	.250	0-0	.000	3	3	6	3.7	2	0	0	0	0	9	7.6	
at Washington St.	12/07/2025	*	34:37	5-11	.455	1-2	.500	1-2	.500	3	3	6	3.9	2	1	1	0	1	12	8.0	
Duquesne	12/13/2025	*	29:30	4-8	.500	1-2	.500	0-0	.000	0	1	1	3.6	3	1	1	0	1	9	8.1	
Boise St.	12/20/2025	*	23:44	3-5	.600	0-1	.000	2-3	.667	1	5	6	3.8	3	3	1	0	1	8	8.1	
at Colorado St.	12/30/2025	*	29:14	4-6	.667	3-4	.750	4-4	1.000	1	3	4	3.8	4	0	2	0	0	15	8.6	
at Fresno St.	01/03/2026	*	18:47	1-5	.200	0-3	.000	0-0	.000	0	0	0	3.6	2	1	1	0	1	2	8.1	
San Diego St.	01/06/2026	*	31:04	5-13	.385	3-6	.500	0-0	.000	1	1	2	3.5	2	3	0	0	1	13	8.5	
Wyoming	01/10/2026	*	17:30	0-4	.000	0-0	.000	0-0	.000	0	0	0	3.3	0	1	1	0	0	0	7.9	
at Utah St.	01/14/2026		05:13	0-1	.000	0-0	.000	0-0	.000	0	1	1	3.1	0	0	0	0	0	0	7.5	
at Air Force	01/17/2026		18:13	4-6	.667	0-2	.000	4-5	.800	0	4	4	3.2	2	1	0	0	0	12	7.7	
San Jose St.	01/20/2026		19:51	2-5	.400	1-1	1.000	3-4	.750	0	3	3	3.2	0	1	0	0	0	8	7.7	
at New Mexico	01/24/2026		05:20	0-2	.000	0-2	.000	0-0	.000	0	0	0	3.0	3	1	1	0	0	0	7.4	
Grand Canyon	01/27/2026		29:13	7-10	.700	4-4	1.000	0-0	.000	1	3	4	3.0	3	1	1	0	1	18	7.9	
UNLV	01/30/2026		13:40	1-5	.200	0-2	.000	1-2	.500	0	1	1	3.0	3	1	0	0	0	3	7.6	
at Boise St.	02/03/2026		21:54	0-4	.000	0-1	.000	1-2	.500	0	2	2	2.9	2	2	0	0	1	1	7.3	
Fresno St.	02/07/2026		13:34	0-6	.000	0-3	.000	0-0	.000	0	0	0	2.8	2	2	0	0	0	0	7.0	
Totals			14	504:16	60-162	.370	23-59	.390	26-35	.743	17	50	67	2.8	52	33	13	3	12	169	7.0

Bailey III's Career Statistics

SEASON	TEAM	GP-GS	MIN/AVG	Field Goals		3-Point		F-Throws		Rebounds				Scoring						
				FG-FGA	FG%	3FG-3FGA	3FG%	FT-FTA	FT%	OFF	DEF	TOT	AVG	PF-FO	A	TO	BLK	STL	PTS	AVG
2023-24	Evans	34-1	628/18.5	101-247	.409	19-54	.352	65-80	.813	16	74	90	2.6	50-0	27	46	2	10	286	8.4
2024-25	Nevada	31-0	343/11.1	31-76	.408	8-25	.320	3-6	.500	5	35	40	1.3	42-0	10	15	3	5	73	2.4
2025-26	Nevada	24-14	504/21.0	60-162	.370	23-59	.390	26-35	.743	17	50	67	2.8	52-0	33	13	3	12	169	7.0
TOTAL FOR Nevada		55-14	847/15.4	91-238	.382	31-84	.369	29-41	.707	22	85	107	1.9	94-0	43	28	6	17	242	4.4
TOTAL		89-15	1475/16.6	192-485	.396	50-138	.362	94-121	.777	38	159	197	2.2	144-0	70	74	8	27	528	5.9

1

ELIJAH PRICE

Redshirt Sophomore | 6-9 | 215 | F | Long



2025-26 SEASON HIGHS

Points	22, vs. UNLV (01/30)
FG Made	5, vs. Southern Illinois (11/12)
FG Att.	13, vs. Southern Illinois (11/12)
3FG Made	2, vs. Southern Illinois (11/12)
3FG Att.	4, vs. Southern Illinois (11/12)
FT Made	14, vs. UNLV (01/30)
FT Att.	15, vs. UNLV (01/30)
Rebounds	19, vs. Southern Illinois (11/12)
Assists	3, vs. Santa Clara (11/15)
Steals	3, 2x last vs. Boise State (12/20)
Blocks	6, vs. New Mexico (01/24)
Minutes	36, vs. Southern Illinois (11/12)

CAREER HIGHS

Points	22, vs. UNLV (01/30/26)
FG Made	7, vs. Cal Baptist (11/27/24)
FG Att.	14, vs. BYU (12/11/24)
3FG Made	2, vs. Wyoming (03/04/25)
3FG Att.	5, vs. Wyoming (03/05/25)
FT Made	14, vs. UNLV (01/30/26)
FT Att.	16, vs. Nevada (3/12/25)
Rebounds	19, vs. Southern Illinois (11/12/25)
Assists	4, vs. Air Force (02/22/25)
Steals	8, vs. New Mexico (12/31/23)
Blocks	6, vs. New Mexico (01/24/26)
Minutes	42, vs. Air Force (02/22/25)

PLAYER NOTES

Price had a breakout year with the Bulldogs last season, appearing in all 32 games while averaging 10.5 points, 8.3 rebounds, 1.3 blocks, and 1.3 steals per contest. A high-energy player with a strong presence on both ends of the floor, Price brings length, athleticism, and toughness to a Nevada team looking to bounce back after narrowly missing the NCAA Tournament in 2024–25. Before joining Fresno State, Price redshirted the 2023–24 season at Drake. His foundation was built during a standout prep career, first at St. Anthony's High School and then at Golden State Prep. While at St. Anthony's, Price was a two-time First Team Division I All-CIF selection and also earned Second Team Open Division All-CIF honors. He averaged 16 points and 11 rebounds per game in his final high school season and was a three-time First Team All-Del Rey League honoree. He also earned Long Beach Press Telegram Dream Team recognition and was named the Long Beach Century Club Basketball Player of the Year.

2025-26 GAME-BY-GAME

Opponent	Date	GS	MIN	Total		3-Pointers		Free throws		Rebounds				PF	A	TO	BLK	STL	PTS	AVG	
				FG-FGA	PCT	3FG-3FGA	PCT	FT-FTA	PCT	OFF	DEF	TOT	AVG								
Louisiana Tech	11/04/2025	*	25:25	2-3	.667	0-1	.000	5-10	.500	2	6	8	8.0	1	1	0	0	1	9	9.0	
Pacific	11/08/2025	*	32:56	3-11	.273	0-1	.000	4-7	.571	5	5	10	9.0	3	2	2	1	10	9.5		
Southern Ill.	11/12/2025	*	36:47	5-13	.385	2-4	.500	5-6	.833	7	12	19	12.3	3	1	0	2	0	17	12.0	
at Santa Clara	11/15/2025	*	24:40	1-3	.333	0-0	.000	7-8	.875	2	2	4	10.3	3	3	1	0	0	9	11.3	
UC Davis	11/18/2025	*	34:04	3-8	.375	0-0	.000	9-12	.750	2	4	6	9.4	3	2	1	1	0	15	12.0	
UC Santa Barbara	11/22/2025	*	29:42	4-6	.667	0-2	.000	6-7	.857	2	6	8	9.2	1	0	0	0	1	14	12.3	
vs Washington	11/27/2025	*	33:48	3-8	.375	1-1	1.000	5-6	.833	3	5	8	9.0	2	0	1	5	0	12	12.3	
vs San Francisco	11/28/2025	*	28:13	3-6	.500	0-0	.000	5-5	1.000	0	1	1	8.0	3	2	2	0	1	11	12.1	
UC San Diego	12/02/2025	*	25:57	4-11	.364	1-2	.500	0-4	.000	3	5	8	8.0	3	1	0	3	0	9	11.8	
at Washington St.	12/07/2025	*	34:00	4-10	.400	1-2	.500	6-6	1.000	3	5	8	8.0	2	0	2	2	3	15	12.1	
Duquesne	12/13/2025	*	29:05	3-11	.273	0-1	.000	4-6	.667	2	7	9	8.1	2	0	1	3	1	10	11.9	
Boise St.	12/20/2025	*	33:43	5-8	.625	0-0	.000	1-4	.250	2	4	6	7.9	3	1	0	1	3	11	11.8	
at Colorado St.	12/30/2025	*	30:58	1-8	.125	0-0	.000	5-8	.625	3	8	11	8.2	2	0	1	3	2	7	11.5	
at Fresno St.	01/03/2026	*	32:14	5-10	.500	0-1	.000	5-6	.833	2	7	9	8.2	3	1	3	4	4	15	11.7	
San Diego St.	01/06/2026	*	30:54	3-7	.429	0-1	.000	11-12	.917	6	4	10	8.3	5	3	2	0	4	17	12.1	
Wyoming	01/10/2026	*	33:42	7-8	.875	0-0	.000	6-7	.857	6	7	13	8.6	4	2	3	3	1	20	12.6	
at Utah St.	01/14/2026	*	28:14	4-7	.571	0-0	.000	5-8	.625	1	10	11	8.8	4	0	4	1	2	13	12.6	
at Air Force	01/17/2026	*	30:00	3-6	.500	0-0	.000	7-8	.875	2	6	8	8.7	3	1	5	2	1	13	12.6	
San Jose St.	01/20/2026	*	27:32	1-5	.200	0-0	.000	4-4	1.000	0	10	10	8.8	2	1	1	4	0	6	12.3	
at New Mexico	01/24/2026	*	28:33	4-11	.364	2-3	.667	6-9	.667	3	8	11	8.9	4	1	3	6	3	16	12.5	
Grand Canyon	01/27/2026	*	24:15	2-8	.250	0-1	.000	2-3	.667	2	4	6	8.8	5	2	3	1	0	6	12.1	
UNLV	01/30/2026	*	35:15	4-8	.500	0-0	.000	14-15	.933	3	8	11	8.9	1	2	0	1	0	22	12.6	
at Boise St.	02/03/2026	*	41:55	6-11	.545	0-1	.000	5-9	.556	1	8	9	8.9	4	0	4	0	1	17	12.8	
Fresno St.	02/07/2026	*	23:50	3-5	.600	0-0	.000	4-6	.667	2	6	8	8.8	5	0	2	0	2	10	12.7	
Totals			24	735:41	83-192	.432	7-21	.333	131-176	.744	64	148	212	8.8	71	26	41	44	31	304	12.7

Price's Career Statistics

SEASON	TEAM	GP-GS	MIN/AVG	Field Goals		3-Point		F-Throws		Rebounds				Scoring						
				FG-FGA	FG%	3FG-3FGA	3FG%	FT-FTA	FT%	OFF	DEF	TOT	AVG	PF-FO	A	TO	BLK	STL	PTS	AVG
2024-25	Fresno	32-32	986/30.8	97-242	.401	4-38	.105	137-209	.656	103	161	264	8.3	102-4	33	66	40	43	335	10.5
2025-26	Nevada	24-24	736/30.7	83-192	.432	7-21	.333	131-176	.744	64	148	212	8.8	71-3	26	41	44	31	304	12.7
TOTAL FOR Nevada		24-24	736/30.7	83-192	.432	7-21	.333	131-176	.744	64	148	212	8.8	71-3	26	41	44	31	304	12.7
TOTAL		56-56	1722/30.8	180-434	.415	11-59	.186	268-385	.696	167	309	476	8.5	173-7	59	107	84	74	639	11.4

2

MYLES WALKER

Freshman | 5-10 | 163 | G | Riverside, Calif.



2025-26 SEASON HIGHS

Points	7, vs. San Francisco (11/28)
FG Made	3, vs. San Francisco (11/28)
FG Att.	3, vs. San Francisco (11/28)
3FG Made	1, 2x last vs. San Francisco (11/28)
3FG Att.	2, vs. Washington (11/27)
FT Made	2, vs. Louisiana Tech (11/4)
FT Att.	2, vs. Louisiana Tech (11/4)
Rebounds	3, 2x last vs. San Diego St. (01/06)
Assists	1, vs. Louisiana Tech (11/4)
Steals	3, vs. Duquesne (12/13)
Blocks	-
Minutes	17, vs. San Francisco (11/28)

CAREER HIGHS

Points	7, vs. San Francisco (11/28)
FG Made	3, vs. San Francisco (11/28)
FG Att.	3, vs. San Francisco (11/28)
3FG Made	1, 2x last vs. San Francisco (11/28/2025)
3FG Att.	2, vs. Washington (11/27/2025)
FT Made	2, vs. Louisiana Tech (11/4/2025)
FT Att.	2, vs. Louisiana Tech (11/4/2025)
Rebounds	3, 2x last vs. San Diego St. (01/06/25)
Assists	1, vs. Louisiana Tech (11/4/2025)
Steals	3, vs. Duquesne (12/13/2025)
Blocks	-
Minutes	17, vs. San Francisco (11/28/2025)

PLAYER NOTES

Walker, known for his exceptional speed, court vision, and defensive tenacity, is poised to impact Reno immediately. During his senior season, Walker averaged 12.4 points, 6.9 assists, and 3.9 steals per game, leading Roosevelt High to a 36-3 record and a berth in the CIF Open Division state championship game. His performance earned him recognition as one of the top assist leaders in California and the Southern Section.

2025-26 GAME-BY-GAME

Opponent	Date	GS	MIN	Total		3-Pointers		Free throws		Rebounds				PF	A	TO	BLK	STL	PTS	AVG
				FG-FGA	PCT	3FG-3FGA	PCT	FT-FTA	PCT	OFF	DEF	TOT	AVG							
Louisiana Tech	11/04/2025		07:29	0-2	.000	0-1	.000	2-2	1.000	0	0	0	0.0	0	1	1	0	2	2	2.0
Pacific	11/08/2025		01:32	0-0	.000	0-0	.000	0-0	.000	0	0	0	0.0	0	0	0	0	0	0	1.0
at Santa Clara	11/15/2025		02:58	1-1	1.000	0-0	.000	0-0	.000	0	0	0	0.0	0	0	0	0	0	2	1.3
UC Santa Barbara	11/22/2025		05:40	0-0	.000	0-0	.000	0-0	.000	0	1	1	0.3	0	1	0	0	1	0	1.0
vs Washington	11/27/2025		09:02	1-2	.500	1-2	.500	0-0	.000	0	1	1	0.4	1	1	1	0	0	3	1.4
vs San Francisco	11/28/2025		16:57	3-3	1.000	1-1	1.000	0-0	.000	0	0	0	0.3	1	3	0	0	1	7	2.3
UC San Diego	12/02/2025		11:58	2-3	.667	0-0	.000	0-0	.000	0	2	2	0.6	1	5	1	0	1	4	2.6
at Washington St.	12/07/2025		08:01	0-3	.000	0-0	.000	0-0	.000	1	2	3	0.9	1	2	1	0	1	0	2.3
Duquesne	12/13/2025		12:45	1-1	1.000	1-1	1.000	2-2	1.000	0	2	2	1.0	2	3	1	0	3	5	2.6
Boise St.	12/20/2025		16:22	2-3	.667	1-2	.500	0-0	.000	0	1	1	1.0	1	2	0	0	2	5	2.8
at Colorado St.	12/30/2025		08:31	0-1	.000	0-1	.000	0-0	.000	0	0	0	0.9	0	1	1	0	1	0	2.5
at Fresno St.	01/03/2026		08:53	0-0	.000	0-0	.000	0-0	.000	0	0	0	0.8	1	0	0	0	0	0	2.3
San Diego St.	01/06/2026		10:28	1-3	.333	1-2	.500	0-0	.000	0	3	3	1.0	0	1	0	0	0	3	2.4
Wyoming	01/10/2026		13:57	0-0	.000	0-0	.000	0-0	.000	0	0	0	0.9	1	5	0	0	0	0	2.2
at Utah St.	01/14/2026		03:29	0-1	.000	0-0	.000	0-0	.000	0	0	0	0.9	0	0	0	0	0	0	2.1
at Air Force	01/17/2026		09:08	0-1	.000	0-0	.000	0-0	.000	0	1	1	0.9	0	1	2	0	0	0	1.9
San Jose St.	01/20/2026		10:37	0-2	.000	0-1	.000	0-0	.000	0	1	1	0.9	3	2	1	0	0	0	1.8
at New Mexico	01/24/2026		02:42	0-1	.000	0-1	.000	0-0	.000	0	0	0	0.8	1	0	0	0	0	0	1.7
UNLV	01/30/2026		06:42	0-0	.000	0-0	.000	0-0	.000	0	0	0	0.8	0	1	0	0	0	0	1.6
at Boise St.	02/03/2026		00:30	0-0	.000	0-0	.000	0-0	.000	0	0	0	0.8	0	0	0	0	0	0	1.6
Fresno St.	02/07/2026		03:01	0-1	.000	0-0	.000	0-0	.000	1	0	1	0.8	0	1	0	0	0	0	1.5
Totals		0	170:44	11-28	.393	5-12	.417	4-4	1.000	2	14	16	0.8	13	30	9	0	12	31	1.5

Walker's Career Statistics

				Field Goals		3-Point		F-Throws		Rebounds				Scoring						
SEASON	TEAM	GP-GS	MIN/AVG	FG-FGA	FG%	3FG-3FGA	3FG%	FT-FTA	FT%	OFF	DEF	TOT	AVG	PF-FO	A	TO	BLK	STL	PTS	AVG
2025-26	Nevada	21-0	171/8.1	11-28	.393	5-12	.417	4-4	1.000	2	14	16	0.8	13-0	30	9	0	12	31	1.5
TOTAL		21-0	171/8.1	11-28	.393	5-12	.417	4-4	1.000	2	14	16	0.8	13-0	30	9	0	12	31	1.5

3

TYLER ROLISON

Junior | 6-0 | 186 | G | Los Angeles, Calif.



2025-26 SEASON HIGHS

Points	21, vs. Colorado State (12/30)
FG Made	6, vs. Colorado State (12/30)
FG Att.	9, vs. Colorado State (12/30)
3FG Made	2, vs. Colorado State (12/30)
3FG Att.	5, vs. Colorado State (12/30)
FT Made	7, vs. Colorado State (12/30)
FT Att.	11, vs. Colorado State (12/30)
Rebounds	5, 3x last vs. Colorado State (12/30)
Assists	7, 2x last vs. Southern Illinois (11/12)
Steals	3, 2x last vs. Colorado State (12/30)
Blocks	1, vs. Pacific (11/8)
Minutes	25, vs. Santa Clara (11/15)

CAREER HIGHS

Points	21, 2x vs. Colorado St. (12/30/25)
FG Made	8, vs. Colorado St. (2/18/25)
FG Att.	14, vs. Colorado St. (2/18/25)
3FG Made	3, vs. Drake (12/10/23)
3FG Att.	5, 2x last vs. Colorado St. (12/30/25)
FT Made	7, vs. Colorado St. (12/30/25)
FT Att.	11, vs. Colorado St. (12/30/25)
Rebounds	8, vs. San Diego State (3/8/25)
Assists	7, 3x, last vs. Southern Illinois (11/12/25)
Steals	3, 3x last vs. Colorado St. (12/30/25)
Blocks	2, vs. Fresno St. (3/12/25)
Minutes	39, last vs. New Mexico (3/4/25)

PLAYER NOTES

Tyler Rolison, a 6-foot, 186-pound guard from Los Angeles (St. Bernard HS), enters his junior year at Nevada after making strong strides in his sophomore campaign. Last season he appeared in 32 games (starting eight), and averaged 7.4 points, 2.9 assists and 2.0 rebounds per game, while shooting 44.7% from the field, 30.6% from three, and 85.7% from the free-throw line. He logged 23.7 minutes per contest and totaled 242 points and 96 assists on the year. Rolison has developed into a poised and dependable back-court option, capable of facilitating the offense, contributing defensively, and stepping up in key moments—look for him to take on an even larger role for the Wolf Pack in 2025-26.

2025-26 GAME-BY-GAME

Opponent	Date	GS	MIN	Total		3-Pointers		Free throws		Rebounds				PF	A	TO	BLK	STL	PTS	AVG	
				FG-FGA	PCT	3FG-3FGA	PCT	FT-FTA	PCT	OFF	DEF	TOT	AVG								
Louisiana Tech	11/04/2025	*	16:57	0-3	.000	0-1	.000	0-0	.000	0	0	0	0.0	3	7	2	0	0	0.0		
Pacific	11/08/2025		23:59	5-8	.625	1-2	.500	3-5	.600	0	5	5	2.5	1	1	2	1	2	14	7.0	
Southern Ill.	11/12/2025	*	36:29	3-11	.273	1-6	.167	2-4	.500	0	2	2	2.3	3	7	0	0	0	9	7.7	
at Santa Clara	11/15/2025	*	25:49	1-6	.167	1-3	.333	3-4	.750	0	3	3	2.5	2	4	3	0	0	6	7.3	
UC Davis	11/18/2025		15:50	0-3	.000	0-1	.000	0-0	.000	0	1	1	2.2	2	3	3	0	1	0	5.8	
UC Santa Barbara	11/22/2025		15:26	0-1	.000	0-0	.000	4-4	1.000	0	3	3	2.3	1	2	1	0	3	4	5.5	
vs Washington	11/27/2025		19:14	1-6	.167	0-1	.000	1-3	.333	0	0	0	2.0	3	2	1	0	1	3	5.1	
UC San Diego	12/02/2025		12:26	0-0	.000	0-0	.000	0-0	.000	0	0	0	1.8	1	3	1	0	0	0	4.5	
at Washington St.	12/07/2025		16:58	1-4	.250	0-1	.000	2-2	1.000	1	2	3	1.9	4	1	0	0	1	4	4.4	
Duquesne	12/13/2025		19:32	2-7	.286	0-0	.000	2-2	1.000	2	3	5	2.2	0	2	0	0	0	6	4.6	
Boise St.	12/20/2025		17:26	1-4	.250	0-0	.000	2-2	1.000	0	1	1	2.1	2	3	1	0	0	4	4.5	
at Colorado St.	12/30/2025		21:43	6-9	.667	2-5	.400	7-11	.636	2	3	5	2.3	3	2	2	0	3	21	5.9	
at Fresno St.	01/03/2026		23:48	6-11	.545	0-1	.000	4-5	.800	0	0	0	2.2	2	2	0	0	2	16	6.7	
San Diego St.	01/06/2026		14:37	0-2	.000	0-1	.000	0-0	.000	0	0	0	2.0	1	1	2	0	0	0	6.2	
Wyoming	01/10/2026		01:28	0-0	.000	0-0	.000	0-0	.000	0	0	0	1.9	0	1	0	0	0	0	5.8	
at Utah St.	01/14/2026		17:25	1-5	.200	0-1	.000	2-2	1.000	0	0	0	1.8	1	2	1	0	1	4	5.7	
at New Mexico	01/24/2026		12:03	1-4	.250	0-1	.000	0-0	.000	0	0	0	1.6	0	3	0	0	1	2	5.5	
Grand Canyon	01/27/2026		23:12	1-7	.143	0-1	.000	9-11	.818	0	5	5	1.8	1	4	0	0	3	11	5.8	
UNLV	01/30/2026		15:43	2-3	.667	0-0	.000	1-3	.333	0	1	1	1.8	2	3	2	0	0	5	5.7	
at Boise St.	02/03/2026		15:42	1-5	.200	0-1	.000	0-0	.000	0	0	0	1.7	1	3	0	0	0	2	5.6	
Fresno St.	02/07/2026		21:38	3-8	.375	1-3	.333	4-4	1.000	1	3	4	1.8	1	5	1	0	0	11	5.8	
Totals			3	387:25	35-107	.327	6-29	.207	46-62	.742	6	32	38	1.8	34	61	22	1	18	122	5.8

Rolison's Career Statistics

				Field Goals		3-Point		F-Throws		Rebounds				Scoring						
SEASON	TEAM	GP-GS	MIN/AVG	FG-FGA	FG%	3FG-3FGA	3FG%	FT-FTA	FT%	OFF	DEF	TOT	AVG	PF-FO	A	TO	BLK	STL	PTS	AVG
2023-24	Nevada	33-0	422/12.8	36-100	.360	16-42	.381	39-50	.780	5	45	50	1.5	52-0	50	24	1	21	127	3.8
2024-25	Nevada	32-8	757/23.6	79-176	.449	22-71	.310	58-68	.853	10	82	92	2.9	64-1	64	38	4	27	238	7.4
2025-26	Nevada	21-3	387/18.4	35-107	.327	6-29	.207	46-62	.742	6	32	38	1.8	34-0	61	22	1	18	122	5.8
TOTAL		86-11	1566/18.2	150-383	.392	44-142	.310	143-180	.794	21	159	180	2.1	150-1	175	84	6	66	487	5.7

4

COREY CAMPER JR.
Fifth Year | 6-5 | 181 | G | Little Rock, Ark.**2025-26 SEASON HIGHS**

Points	35, vs. Boise State (02/03)
FG Made	14, vs. Boise State (02/03)
FG Att.	22, vs. Boise State (02/03)
3FG Made	5, 3x last vs. Boise State (02/03)
3FG Att.	10, vs. Boise State (02/03)
FT Made	7, vs. UC San Diego (12/02)
FT Att.	8, 2x last vs. Wyoming (01/10)
Rebounds	9, vs. Air Force (01/17)
Assists	6, vs. San Francisco (11/28)
Steals	4, vs. UC Davis (11/18)
Blocks	2, vs. Wyoming (01/10)
Minutes	42, vs. Boise State (02/03)

CAREER HIGHS

Points	35, vs. Boise State (02/03/26)
FG Made	14, vs. Boise State (02/03/26)
FG Att.	22, vs. Boise State (02/03/26)
3FG Made	5, 3x last vs. Boise State (02/03/26)
3FG Att.	10, vs. Boise State (02/03/26)
FT Made	7, vs. UC San Diego (12/02/2025)
FT Att.	8, 3x last Wyoming (01/10/26)
Rebounds	9, vs. Air Force (01/17/26)
Assists	7, vs. Liberty (01/16/25)
Steals	4, 2x last vs. UC Davis (11/18/25)
Blocks	2, 2x last vs. Wyoming (01/10/26)
Minutes	42, vs. Boise State (02/03/26)

PLAYER NOTES

Corey Camper Jr., a 6-foot-5, 181-lb guard from Little Rock, Arkansas, enters his graduate year with Nevada bringing both scoring ability and two-way versatility. In the 2024-25 season, he averaged 10.5 points, 3.6 rebounds, and 2.0 assists per game while shooting 40.0% from the floor, 33.3% from three, and 77.8% from the free-throw line. Known for his defensive impact—averaging roughly 2.0 steals a game—Camper is viewed as a key two-way option who can defend multiple positions, space the floor, and create for himself and others.

2025-26 GAME-BY-GAME

Opponent	Date	GS	MIN	Total		3-Pointers		Free throws		Rebounds				PF	A	TO	BLK	STL	PTS	AVG	
				FG-FGA	PCT	3FG-3FGA	PCT	FT-FTA	PCT	OFF	DEF	TOT	AVG								
Louisiana Tech	11/04/2025	*	23:17	3-8	.375	1-3	.333	2-2	1.000	3	2	5	5.0	1	0	3	1	0	9	9.0	
Pacific	11/08/2025	*	23:45	4-8	.500	0-3	.000	4-7	.571	0	2	2	3.5	3	3	0	0	1	12	10.5	
Southern Ill.	11/12/2025	*	32:19	8-17	.471	2-6	.333	2-3	.667	3	4	7	4.7	1	1	0	0	1	20	13.7	
at Santa Clara	11/15/2025	*	28:11	7-15	.467	3-5	.600	4-4	1.000	2	2	4	4.5	0	1	2	0	1	21	15.5	
UC Davis	11/18/2025	*	23:22	4-10	.400	2-7	.286	2-2	1.000	0	3	3	4.2	2	1	0	0	4	12	14.8	
UC Santa Barbara	11/22/2025	*	31:49	9-14	.643	4-7	.571	5-6	.833	1	1	2	3.8	1	3	0	1	1	27	16.8	
vs Washington	11/27/2025	*	30:19	1-8	.125	0-2	.000	3-4	.750	1	2	3	3.7	2	2	2	0	0	5	15.1	
vs San Francisco	11/28/2025	*	33:23	7-14	.500	2-4	.500	6-7	.857	0	3	3	3.6	1	6	1	0	2	22	16.0	
UC San Diego	12/02/2025	*	30:11	3-10	.300	2-6	.333	7-8	.875	0	3	3	3.6	0	3	2	0	0	15	15.9	
at Fresno St.	01/03/2026	*	22:59	2-7	.286	1-3	.333	1-2	.500	2	1	3	3.5	0	1	1	1	1	6	14.9	
San Diego St.	01/06/2026	*	27:31	4-11	.364	0-3	.000	0-0	.000	1	1	2	3.4	2	3	1	0	1	8	14.3	
Wyoming	01/10/2026	*	32:29	10-13	.769	5-7	.714	6-8	.750	2	5	7	3.7	1	1	2	2	0	31	15.7	
at Utah St.	01/14/2026	*	36:18	5-13	.385	4-7	.571	0-0	.000	1	4	5	3.8	2	2	1	0	2	14	15.5	
at Air Force	01/17/2026	*	31:46	8-13	.615	3-4	.750	4-4	1.000	2	7	9	4.1	2	3	0	0	2	23	16.1	
San Jose St.	01/20/2026	*	20:28	7-12	.583	3-7	.429	2-2	1.000	0	3	3	4.1	1	2	0	1	0	19	16.3	
at New Mexico	01/24/2026	*	35:32	7-13	.538	2-6	.333	4-4	1.000	0	8	8	4.3	2	1	3	0	0	20	16.5	
Grand Canyon	01/27/2026	*	38:29	3-13	.231	0-1	.000	2-6	.333	1	5	6	4.4	0	5	1	0	2	8	16.0	
UNLV	01/30/2026	*	34:56	11-15	.733	5-7	.714	5-6	.833	1	3	4	4.4	0	2	3	0	3	32	16.9	
at Boise St.	02/03/2026	*	42:09	14-22	.636	5-10	.500	2-3	.667	2	2	4	4.4	3	2	0	0	3	35	17.8	
Fresno St.	02/07/2026	*	35:58	6-12	.500	3-7	.429	0-0	.000	2	3	5	4.4	2	3	2	0	1	15	17.7	
Totals			19	615:10	123-248	.496	47-105	.448	61-78	.782	24	64	88	4.4	26	45	24	6	25	354	17.7

Camper Jr.'s Career Statistics

				Field Goals		3-Point		F-Throws		Rebounds				Scoring						
SEASON	TEAM	GP-GS	MIN/AVG	FG-FGA	FG%	3FG-3FGA	3FG%	FT-FTA	FT%	OFF	DEF	TOT	AVG	PF-FO	A	TO	BLK	STL	PTS	AVG
2023-24	UTEP	34-24	940/27.6	101-249	.406	32-103	.311	52-73	.712	23	64	87	2.6	51-0	43	47	9	43	286	8.4
2024-25	UTEP	31-30	981/31.7	124-310	.400	29-87	.333	49-63	.778	28	84	112	3.6	50-0	61	44	7	61	326	10.5
2025-26	Nevada	20-19	615/30.8	123-248	.496	47-105	.448	61-78	.782	24	64	88	4.4	26-0	45	24	6	25	354	17.7
TOTAL FOR Nevada		20-19	615/30.8	123-248	.496	47-105	.448	61-78	.782	24	64	88	4.4	26-0	45	24	6	25	354	17.7
TOTAL		85-73	2536/29.8	348-807	.431	108-295	.366	162-214	.757	75	212	287	3.4	127-0	149	115	22	129	966	11.4

5

AMIRE ROBINSON

RS Sophomore | 6-3 | 196 | G | Akron, Ohio



2025-26 SEASON HIGHS

Points	11, vs. Washington State (12/07)
FG Made	3, vs. Louisiana Tech (11/4)
FG Att.	6, vs. Louisiana Tech (11/4)
3FG Made	1, vs. Pacific (11/8)
3FG Att.	2, vs. Louisiana Tech (11/4)
FT Made	1, vs. UC Davis (11/18)
FT Att.	3, vs. UC Davis (11/18)
Rebounds	6, vs. Louisiana Tech (11/4)
Assists	1, vs. Louisiana Tech (11/4)
Steals	1, 3x last vs. Duquesne (12/13)
Blocks	1, vs. Pacific (11/8)
Minutes	17, vs. Wyoming (01/10)

CAREER HIGHS

Points	11, vs. Washington State (12/07/25)
FG Made	3, vs. Louisiana Tech (11/4/25)
FG Att.	6, vs. Louisiana Tech (11/4/25)
3FG Made	1, vs. Pacific (11/8/2025)
3FG Att.	2, vs. Louisiana Tech (11/4/25)
FT Made	1, vs. UC Davis (11/18/25)
FT Att.	3, vs. UC Davis (11/18/25)
Rebounds	6, vs. Louisiana Tech (11/4/2025)
Assists	1, vs. Louisiana Tech (11/4/2025)
Steals	1, 3x last vs. Duquesne (12/13/2025)
Blocks	1, vs. Pacific (11/8/2025)
Minutes	17, vs. Wyoming (01/10/2026)

PLAYER NOTES

Amire Robinson is a 6'4" guard from Akron, Ohio, playing for the Nevada Wolf Pack. As a freshman during the 2023-2024 season, Robinson appeared in 13 games off the bench. He averaged 0.5 points and 0.5 rebounds per game in limited minutes. Despite the small statistical output, Robinson's potential lies in his athleticism and ability to develop into a key contributor for Nevada in future seasons. His background includes a strong high school career at John R. Buchtel Community Learning Center in Akron, where he was known for his versatility as a combo guard. He will look to get minutes after in his redshirt year in in the 2025-26 season.

2025-26 GAME-BY-GAME

Opponent	Date	GS	MIN	Total		3-Pointers		Free throws		Rebounds				PF	A	TO	BLK	STL	PTS	AVG	
				FG-FGA	PCT	3FG-3FGA	PCT	FT-FTA	PCT	OFF	DEF	TOT	AVG								
Louisiana Tech	11/04/2025		15:57	3-6	.500	0-2	.000	0-0	.000	2	4	6	6.0	0	1	0	0	1	6	6.0	
Pacific	11/08/2025		11:50	2-2	1.000	1-1	1.000	0-0	.000	0	0	0	3.0	2	0	0	1	0	5	5.5	
Southern Ill.	11/12/2025		13:05	0-2	.000	0-2	.000	0-0	.000	1	2	3	3.0	1	0	0	0	0	0	3.7	
at Santa Clara	11/15/2025		08:11	0-3	.000	0-1	.000	0-0	.000	0	0	0	2.3	1	0	0	0	1	0	2.8	
UC Davis	11/18/2025		10:21	0-0	.000	0-0	.000	1-3	.333	0	1	1	2.0	1	0	0	0	0	1	2.4	
UC Santa Barbara	11/22/2025		04:11	1-2	.500	0-1	.000	0-0	.000	0	1	1	1.8	0	0	0	0	0	2	2.3	
vs Washington	11/27/2025		10:19	1-1	1.000	1-1	1.000	0-0	.000	0	2	2	1.9	0	1	0	0	0	3	2.4	
vs San Francisco	11/28/2025		05:42	0-0	.000	0-0	.000	0-0	.000	0	1	1	1.8	0	0	0	0	0	0	2.1	
at Washington St.	12/07/2025		15:34	4-5	.800	3-4	.750	0-1	.000	0	2	2	1.8	0	0	0	0	0	11	3.1	
Duquesne	12/13/2025		15:36	3-4	.750	1-2	.500	1-2	.500	1	1	2	1.8	2	1	0	0	1	8	3.6	
Boise St.	12/20/2025		09:02	1-2	.500	0-0	.000	4-4	1.000	1	1	2	1.8	3	0	0	0	0	6	3.8	
at Colorado St.	12/30/2025		10:22	1-4	.250	0-3	.000	0-0	.000	1	0	1	1.8	0	0	0	0	0	2	3.7	
at Fresno St.	01/03/2026		05:11	0-2	.000	0-2	.000	0-0	.000	0	1	1	1.7	0	0	0	0	0	0	3.4	
San Diego St.	01/06/2026		13:11	1-3	.333	1-3	.333	0-0	.000	1	0	1	1.6	2	3	0	0	0	3	3.4	
Wyoming	01/10/2026		17:24	3-4	.750	2-3	.667	2-2	1.000	0	3	3	1.7	4	0	1	0	0	10	3.8	
at Utah St.	01/14/2026		09:24	0-0	.000	0-0	.000	0-0	.000	0	1	1	1.7	2	0	1	0	0	0	3.6	
at Air Force	01/17/2026		16:02	2-6	.333	2-4	.500	0-0	.000	0	1	1	1.6	0	1	1	0	0	6	3.7	
San Jose St.	01/20/2026		16:18	3-4	.750	3-4	.750	0-0	.000	0	0	0	1.6	2	1	0	0	1	9	4.0	
at New Mexico	01/24/2026		09:49	0-0	.000	0-0	.000	0-0	.000	0	1	1	1.5	0	0	0	0	0	0	3.8	
Grand Canyon	01/27/2026		06:54	0-0	.000	0-0	.000	0-0	.000	0	1	1	1.5	1	0	0	0	0	0	3.6	
UNLV	01/30/2026		01:22	0-1	.000	0-1	.000	0-0	.000	0	0	0	1.4	0	0	0	0	0	0	3.4	
at Boise St.	02/03/2026		02:03	0-0	.000	0-0	.000	0-0	.000	0	0	0	1.4	1	0	0	0	0	0	3.3	
Fresno St.	02/07/2026		05:00	0-2	.000	0-1	.000	0-0	.000	0	0	0	1.3	1	0	0	0	0	0	3.1	
Totals			0	232:49	25-53	.472	14-35	.400	8-12	.667	7	23	30	1.3	23	8	3	1	4	72	3.1

Robinson's Career Statistics

				Field Goals		3-Point		F-Throws		Rebounds										Scoring	
SEASON	TEAM	GP-GS	MIN/AVG	FG-FGA	FG%	3FG-3FGA	3FG%	FT-FTA	FT%	OFF	DEF	TOT	AVG	PF-FO	A	TO	BLK	STL	PTS	AVG	
2023-24	Nevada	13-0	63/4.9	3-5	.600	0-2	.000	0-0	.000	1	9	10	0.8	6-0	3	1	1	0	6	0.5	
2025-26	Nevada	23-0	233/10.1	25-53	.472	14-35	.400	8-12	.667	7	23	30	1.3	23-0	8	3	1	4	72	3.1	
TOTAL		36-0	296/8.2	28-58	.483	14-37	.378	8-12	.667	8	32	40	1.1	29-0	11	4	2	4	78	2.2	

6

KALEB LOWERY

Sixth Year | 6-8 | 217 | F | San Diego, Calif.



2025-26 SEASON HIGHS

Points	12, vs. San Jose State (01/20)
FG Made	4, vs. San Jose State (01/20)
FG Att.	8, vs. Utah State (01/14)
3FG Made	3, vs. San Jose State (01/20)
3FG Att.	4, vs. San Jose State (01/20)
FT Made	2, 3x last vs. UCSB (11/22)
FT Att.	3, vs. San Jose State (01/20)
Rebounds	7, vs. San Diego State (01/06)
Assists	4, 2x last vs. San Jose State (01/20)
Steals	1, 2x last vs. Southern Illinois (11/12)
Blocks	2, vs. Boise State (12/30)
Minutes	28, vs. New Mexico (01/24)

CAREER HIGHS

Points	12, vs. San Jose State (01/20)
FG Made	4, vs. San Jose State (01/20)
FG Att.	8, vs. Utah State (01/14)
3FG Made	3, vs. San Jose State (01/20)
3FG Att.	4, vs. San Jose State (01/20)
FT Made	2, 3x last vs. UCSB (11/22)
FT Att.	3, vs. San Jose State (01/20)
Rebounds	7, vs. San Diego State (01/06)
Assists	4, 2x last vs. San Jose State (01/20)
Steals	1, 2x last vs. Southern Illinois (11/12)
Blocks	2, vs. Boise State (12/30)
Minutes	28, vs. New Mexico (01/24/26)

PLAYER NOTES

Lowery comes to Nevada after a stellar career at The Master's University, where he established himself as one of the most dominant players in the NAIA. In his final season, Lowery averaged 18.8 points and 10.4 rebounds per game, showcasing his ability to impact the game on both ends of the court. The 6-foot-8 forward racked up an impressive list of accolades throughout his collegiate career. Most recently, Lowery was named the Trevor Hudgins Award winner for the 2024-25 season, an honor given to the top NAIA men's basketball player. He was also recognized as an NAIA First Team All-American for the 2024-25 season and earned GSAC Player of the Year honors for a second time.

2025-26 GAME-BY-GAME

Opponent	Date	GS	MIN	Total		3-Pointers		Free throws		Rebounds				PF	A	TO	BLK	STL	PTS	AVG	
				FG-FGA	PCT	3FG-3FGA	PCT	FT-FTA	PCT	OFF	DEF	TOT	AVG								
Louisiana Tech	11/04/2025		10:45	2-4	.500	0-2	.000	0-0	.000	0	1	1	1.0	2	0	0	0	0	4	4.0	
Pacific	11/08/2025		09:42	0-1	.000	0-1	.000	2-2	1.000	0	1	1	1.0	0	0	1	0	1	2	3.0	
Southern Ill.	11/12/2025		12:05	1-3	.333	1-3	.333	0-1	.000	1	0	1	1.0	3	1	1	1	1	3	3.0	
at Santa Clara	11/15/2025		07:50	0-0	.000	0-0	.000	2-2	1.000	0	1	1	1.0	1	0	2	0	0	2	2.8	
UC Santa Barbara	11/22/2025		10:28	0-0	.000	0-0	.000	2-2	1.000	0	1	1	1.0	3	0	2	0	0	2	2.6	
vs Washington	11/27/2025		11:15	1-4	.250	0-1	.000	0-0	.000	1	2	3	1.3	4	0	0	1	0	2	2.5	
vs San Francisco	11/28/2025	*	06:33	1-2	.500	1-2	.500	0-0	.000	0	3	3	1.6	4	0	0	0	0	3	2.6	
UC San Diego	12/02/2025	*	15:16	1-1	1.000	0-0	.000	0-0	.000	0	1	1	1.5	1	1	0	1	0	2	2.5	
at Washington St.	12/07/2025	*	15:53	0-1	.000	0-1	.000	0-0	.000	1	1	2	1.6	4	0	0	0	0	0	2.2	
Duquesne	12/13/2025	*	13:07	2-3	.667	0-1	.000	0-0	.000	2	1	3	1.7	0	4	0	0	1	4	2.4	
Boise St.	12/20/2025	*	20:13	2-2	1.000	0-0	.000	0-0	.000	1	2	3	1.8	2	1	0	1	0	4	2.5	
at Colorado St.	12/30/2025	*	17:41	3-4	.750	1-2	.500	0-0	.000	1	1	2	1.8	4	2	0	2	0	7	3.2	
at Fresno St.	01/03/2026	*	18:01	3-3	1.000	1-1	1.000	0-1	.000	1	4	5	2.1	2	0	0	0	0	7	2.9	
San Diego St.	01/06/2026	*	24:01	1-2	.500	1-2	.500	2-2	1.000	2	5	7	2.4	1	1	0	1	1	5	3.4	
Wyoming	01/10/2026	*	20:25	1-4	.250	0-1	.000	0-0	.000	0	0	0	2.3	3	1	0	1	0	2	3.3	
at Utah St.	01/14/2026	*	18:39	2-8	.250	1-2	.500	2-2	1.000	3	3	6	2.5	5	0	0	1	2	7	3.5	
at Air Force	01/17/2026	*	14:49	1-2	.500	0-0	.000	0-0	.000	0	2	2	2.5	2	1	2	0	0	2	3.4	
San Jose St.	01/20/2026	*	22:36	4-6	.667	3-4	.750	1-3	.333	3	2	5	2.6	1	4	0	0	0	12	3.9	
at New Mexico	01/24/2026	*	28:18	1-4	.250	0-2	.000	0-0	.000	3	4	7	2.8	4	0	1	1	0	2	3.8	
Grand Canyon	01/27/2026	*	16:14	1-4	.250	0-2	.000	0-0	.000	0	1	1	2.8	1	0	1	0	1	2	3.7	
UNLV	01/30/2026	*	21:02	3-3	1.000	2-2	1.000	0-0	.000	0	2	2	2.7	0	0	0	0	0	8	3.9	
at Boise St.	02/03/2026	*	12:16	0-1	.000	0-1	.000	0-0	.000	0	0	0	2.6	1	0	0	0	0	0	3.7	
Fresno St.	02/07/2026	*	23:30	3-7	.429	0-3	.000	2-2	1.000	3	6	9	2.9	2	1	0	0	1	8	3.9	
Totals			17	370:40	33-69	.478	11-33	.333	13-17	.765	22	44	66	2.9	50	17	10	10	8	90	3.9

Lowery's Career Statistics

				Field Goals		3-Point		F-Throws		Rebounds				Scoring						
SEASON	TEAM	GP-GS	MIN/AVG	FG-FGA	FG%	3FG-3FGA	3FG%	FT-FTA	FT%	OFF	DEF	TOT	AVG	PF-FO	A	TO	BLK	STL	PTS	AVG
2025-26	Nevada	23-17	371/16.1	33-69	.478	11-33	.333	13-17	.765	22	44	66	2.9	50-1	17	10	10	8	90	3.9
TOTAL		23-17	371/16.1	33-69	.478	11-33	.333	13-17	.765	22	44	66	2.9	50-1	17	10	10	8	90	3.9

7

VAUGHN WEEMS

Junior | 6-5 | 197 | G | Federal Way, Wash.



2025-26 SEASON HIGHS

Points	16, vs. New Mexico (01/24)
FG Made	5, vs. UC San Diego (12/02)
FG Att.	8, vs. Fresno State (01/03)
3FG Made	3, vs. Fresno State (01/03)
3FG Att.	6, vs. Fresno State (01/03)
FT Made	4, vs. Wyoming (01/10)
FT Att.	4, 2x last vs. Wyoming (01/10)
Rebounds	9, vs. Colorado State (12/30)
Assists	2, 3x last vs. Fresno State (01/03)
Steals	2, 2x last vs. Boise St. (12/20)
Blocks	1, 2x last vs. Washington (11/27)
Minutes	31, vs. New Mexico (01/24)

CAREER HIGHS

Points	16, vs. New Mexico (01/24/26)
FG Made	5, vs. UC San Diego (12/02)
FG Att.	8, vs. Fresno State (01/03/26)
3FG Made	3, vs. Fresno State (01/03/26)
3FG Att.	6, vs. Fresno State (01/03/26)
FT Made	4, vs. Wyoming (01/10/26)
FT Att.	4, 2x last vs. Wyoming (01/10/26)
Rebounds	9, vs. Colorado State (12/30)
Assists	2, 3x last vs. Fresno State (01/03/26)
Steals	2, 2x last vs. Boise St. (12/20)
Blocks	1, 2x last vs. Washington (11/27)
Minutes	31, vs. New Mexico (01/24/26)

PLAYER NOTES

A dynamic 6-foot-5 guard who spent the past two seasons at North Idaho College. A native of Federal Way, Washington, Weems joins the Wolf Pack after a standout sophomore campaign that saw him finish second in the nation among junior college scorers.

Weems averaged 26.7 points per game last season, trailing only Casper College's Abdul Bashir (27.2 ppg) among all Juco players. He added 8.1 rebounds, 3.0 steals, and 2.0 assists per game while shooting 53.1 percent from the field, 35.7 percent from three, and 78.4 percent from the free-throw line. His 88 steals ranked eighth nationally, third most in the country.

2025-26 GAME-BY-GAME

Opponent	Date	GS	MIN	Total		3-Pointers		Free throws		Rebounds				PF	A	TO	BLK	STL	PTS	AVG
				FG-FGA	PCT	3FG-3FGA	PCT	FT-FTA	PCT	OFF	DEF	TOT	AVG							
Louisiana Tech	11/04/2025		11:43	0-0	.000	0-0	.000	0-0	.000	0	0	0	0.0	1	0	3	0	0	0	0.0
Pacific	11/08/2025		16:29	1-4	.250	0-2	.000	0-2	.000	2	1	3	1.5	2	1	0	0	1	2	1.0
UC Davis	11/18/2025		20:50	4-5	.800	1-1	1.000	2-3	.667	1	3	4	2.3	1	0	2	1	1	11	4.3
UC Santa Barbara	11/22/2025		12:11	0-2	.000	0-0	.000	2-2	1.000	1	1	2	2.3	2	1	0	0	1	2	3.8
vs Washington	11/27/2025		15:07	3-5	.600	1-1	1.000	2-2	1.000	1	1	2	2.2	1	0	1	1	0	9	4.8
vs San Francisco	11/28/2025		22:58	3-6	.500	0-0	.000	0-1	.000	2	2	4	2.5	2	2	0	0	0	6	5.0
UC San Diego	12/02/2025		20:40	5-6	.833	1-2	.500	0-0	.000	1	4	5	2.9	2	0	2	0	2	11	5.9
at Washington St.	12/07/2025	*	18:56	1-3	.333	0-1	.000	2-2	1.000	1	2	3	2.9	4	1	1	0	0	4	5.6
Duquesne	12/13/2025	*	16:40	1-4	.250	0-0	.000	0-0	.000	1	0	1	2.7	2	0	2	0	1	2	5.2
Boise St.	12/20/2025	*	24:35	2-5	.400	1-2	.500	3-4	.750	0	1	1	2.5	4	2	2	0	2	8	5.5
at Colorado St.	12/30/2025	*	29:38	4-6	.667	1-2	.500	3-3	1.000	3	6	9	3.1	3	1	1	0	1	12	6.1
at Fresno St.	01/03/2026	*	25:24	4-8	.500	3-6	.500	2-2	1.000	3	3	6	3.3	1	2	1	2	1	13	6.7
Wyoming	01/10/2026		12:05	2-2	1.000	1-1	1.000	4-4	1.000	0	1	1	3.2	1	0	1	0	1	9	6.8
at Utah St.	01/14/2026	*	28:20	2-8	.250	1-2	.500	2-3	.667	5	1	6	3.4	2	2	2	0	0	7	6.9
at Air Force	01/17/2026	*	26:45	4-8	.500	1-1	1.000	2-2	1.000	2	4	6	3.5	1	2	0	0	2	11	7.1
San Jose State	01/20/2026	*	21:37	2-3	.667	0-0	.000	0-0	.000	1	2	3	3.5	1	2	0	0	0	4	6.9
at New Mexico	01/24/2026	*	31:14	7-9	.778	1-3	.333	1-2	.500	5	3	8	3.8	2	0	0	0	2	16	7.5
Grand Canyon	01/27/2026	*	14:17	2-4	.500	0-1	.000	0-0	.000	0	2	2	3.7	0	0	2	0	1	4	7.3
UNLV	01/30/2026	*	29:13	4-6	.667	0-1	.000	1-3	.333	0	4	4	3.7	0	4	0	0	2	9	7.4
at Boise St.	02/03/2026	*	38:39	2-4	.500	2-3	.667	2-2	1.000	0	2	2	3.6	4	2	1	1	0	8	7.4
Fresno St.	02/07/2026	*	30:41	5-10	.500	1-5	.200	4-4	1.000	2	2	4	3.6	0	0	1	1	3	15	7.8
Totals		13	468:02	58-108	.537	15-34	.441	32-41	.780	31	45	76	3.6	36	22	22	6	21	163	7.8

Weems' Career Statistics

				Field Goals		3-Point		F-Throws		Rebounds				Scoring						
SEASON	TEAM	GP-GS	MIN/AVG	FG-FGA	FG%	3FG-3FGA	3FG%	FT-FTA	FT%	OFF	DEF	TOT	AVG	PF-FO	A	TO	BLK	STL	PTS	AVG
2025-26	Nevada	21-13	468/22.3	58-108	.537	15-34	.441	32-41	.780	31	45	76	3.6	36-0	22	22	6	21	163	7.8
TOTAL		21-13	468/22.3	58-108	.537	15-34	.441	32-41	.780	31	45	76	3.6	36-0	22	22	6	21	163	7.8

10

JERIAH COLEMAN

Sixth Year | 7-1 | 248 | F | Anchorage, Alaska



2025-26 SEASON HIGHS

Points	3, vs. San Jose State (01/20)
FG Made	1, 3x last vs. Boise St. (12/20)
FG Att.	1, 3x last vs. Boise St. (12/20)
3Pt. FG Made	-
3Pt. FG Att.	-
FT Made	3, vs. San Jose State (01/20)
FT Att.	4, vs. San Jose State (01/20)
Rebounds	7, vs. San Jose State (01/20)
Assists	1, vs. Louisiana Tech (11/4)
Steals	-
Blocks	1, vs. Southern Illinois (11/12)
Minutes	20, vs. Grand Canyon (01/27)

CAREER HIGHS

Points	8, vs. Bryant (1/18/22)
2Pt. FG Made	4, vs. Bryant (1/18/22)
2Pt. FG Att.	4, vs. Bryant (1/18/22)
3FG Made	-
3FG Att.	-
FT Made	8, vs. Air Force (1/18/22)
FT Att.	10, vs. Air Force (1/18/22)
Rebounds	7, vs. Bryant (1/18/22)
Assists	2, vs. LIU (01/08/22)
Steals	1, vs. Pittsburg (02/26/22)
Blocks	3, vs. Pacific (11/26/23)
Minutes	20, vs. Grand Canyon (01/27)

PLAYER NOTES

Jeriah Coleman, a 7-foot-1, 231-lb center/forward from Anchorage, Alaska, enters the 2025-26 season with the Nevada Wolf Pack men's basketball team as a graduate student bringing size, shot-blocking ability, and depth to the front court. A former standout at Clarendon College who recorded a remarkable 15-point, 15-rebound, 15-block game and averaged 3.6 blocks per game during his junior-college season. At Nevada, Coleman appeared in 12 games in 2024-25—averaging 1.1 points, 1.2 rebounds and 0.4 blocks in 4.3 minutes per game while shooting an efficient

2025-26 GAME-BY-GAME

Opponent	Date	GS	MIN	Total		3-Pointers		Free throws		Rebounds				PF	A	TO	BLK	STL	PTS	AVG
				FG-FGA	PCT	3FG-3FGA	PCT	FT-FTA	PCT	OFF	DEF	TOT	AVG							
Louisiana Tech	11/04/2025		07:06	1-1	1.000	0-0	.000	0-0	.000	1	0	1	1.0	2	1	0	0	0	2	2.0
Southern Ill.	11/12/2025		07:18	0-0	.000	0-0	.000	0-0	.000	0	2	2	1.5	1	0	0	1	0	0	1.0
at Santa Clara	11/15/2025		02:42	0-0	.000	0-0	.000	0-0	.000	1	1	2	1.7	1	0	0	0	0	0	0.7
UC Santa Barbara	11/22/2025		00:48	0-0	.000	0-0	.000	0-0	.000	0	0	0	1.3	1	0	0	0	0	0	0.5
vs Washington	11/27/2025		01:39	0-0	.000	0-0	.000	0-0	.000	0	0	0	1.0	0	0	0	0	0	0	0.4
vs San Francisco	11/28/2025		01:31	0-0	.000	0-0	.000	0-0	.000	0	0	0	0.8	0	0	0	0	0	0	0.3
at Washington St.	12/07/2025		03:28	0-0	.000	0-0	.000	1-2	.500	1	0	1	0.9	0	0	0	0	0	1	0.4
Duquesne	12/13/2025		08:14	1-1	1.000	0-0	.000	0-0	.000	0	1	1	0.9	1	0	0	1	0	2	0.6
Boise St.	12/20/2025		06:17	1-1	1.000	0-0	.000	0-0	.000	0	1	1	0.9	0	0	0	0	0	2	0.8
at Colorado St.	12/30/2025		07:42	0-0	.000	0-0	.000	0-0	.000	0	3	3	1.1	0	0	0	0	0	0	0.7
at Fresno St.	01/03/2026		06:31	1-1	1.000	0-0	.000	0-0	.000	0	0	0	1.0	1	0	0	0	0	2	0.8
San Diego St.	01/06/2026		03:04	0-0	.000	0-0	.000	0-0	.000	0	0	0	0.9	0	0	0	0	0	0	0.8
at Air Force	01/17/2026		05:59	0-0	.000	0-0	.000	0-0	.000	0	2	2	1.0	0	0	0	0	0	0	0.7
San Jose St.	01/20/2026		10:55	0-0	.000	0-0	.000	3-4	.750	2	5	7	1.4	0	0	0	0	0	3	0.9
at New Mexico	01/24/2026		03:32	0-0	.000	0-0	.000	0-0	.000	0	1	1	1.4	0	0	0	0	0	0	0.8
Grand Canyon	01/27/2026		20:41	1-2	.500	0-0	.000	1-2	.500	2	2	4	1.6	2	0	0	2	0	3	0.9
UNLV	01/30/2026		04:45	1-1	1.000	0-0	.000	1-2	.500	0	0	0	1.5	0	0	0	0	2	0	1.1
at Boise St.	02/03/2026		04:05	0-0	.000	0-0	.000	0-0	.000	0	0	0	1.4	3	0	0	0	0	0	1.0
Fresno St.	02/07/2026		14:22	1-1	1.000	0-0	.000	1-2	.500	1	6	7	1.7	0	0	0	2	0	3	1.1
Totals		0	120:39	7-8	.875	0-0	.000	7-12	.583	8	24	32	1.7	12	1	0	8	0	21	1.1

Coleman's Career Statistics

				Field Goals		3-Point		F-Throws		Rebounds										Scoring	
SEASON	TEAM	GP-GS	MIN/AVG	FG-FGA	FG%	3FG-3FGA	3FG%	FT-FTA	FT%	OFF	DEF	TOT	AVG	PF-FO	A	TO	BLK	STL	PTS	AVG	
2020-21	SF-PA	14-0	42/3.0	2-5	.400	0-0	.000	3-5	.600	3	9	12	0.9	10-0	0	3	4	2	7	0.5	
2021-22	SF-PA	28-0	171/6.1	26-40	.650	0-0	.000	11-22	.500	14	43	57	2.0	27-0	3	12	18	4	63	2.3	
2023-24	Nevada	16-0	52/3.3	4-11	.364	0-0	.000	4-9	.444	6	9	15	0.9	4-0	0	3	7	0	12	0.8	
2024-25	Nevada	12-0	52/4.4	5-6	.833	0-0	.000	3-4	.750	6	8	14	1.2	3-0	0	4	5	0	13	1.1	
2025-26	Nevada	19-0	121/6.3	7-8	.875	0-0	.000	7-12	.583	8	24	32	1.7	12-0	1	0	8	0	21	1.1	
TOTAL FOR Nevada		47-0	225/4.8	16-25	.640	0-0	.000	14-25	.560	20	41	61	1.3	19-0	1	7	20	0	46	1.0	
TOTAL		89-0	438/4.9	44-70	.629	0-0	.000	28-52	.538	37	93	130	1.5	56-0	4	22	42	6	116	1.3	

12

TAYSHAWN COMER

Senior | 6-1 | 204 | G | Indianapolis, Ind.



2025-26 SEASON HIGHS

Points	24, 3x last vs. Boise State (02/03)
FG Made	9, 2x last vs. Boise State (02/03)
FG Att.	18, vs. Southern Illinois (11/12)
3FG Made	4, vs. Washington State (12/07)
3FG Att.	9, vs. San Diego State (01/06)
FT Made	13, vs. Boise State (12/20)
FT Att.	14, 2x last vs. Boise State (12/20)
Rebounds	5, 2x last vs. Pacific (11/08)
Assists	10, vs. Wyoming (01/10)
Steals	3, vs. UCSB (11/22)
Blocks	1, vs. Santa Clara (11/15/25)
Minutes	34, vs. Southern Illinois (11/12)

CAREER HIGHS

Points	27, vs. Murray State (01/29/25)
FG Made	9, 2x last vs. Boise State (02/03/26)
FG Att.	18, vs. Southern Illinois (11/12/25)
3FG Made	4, 2x last vs. Washington State (12/07)
3FG Att.	10, vs. Southern Illinois (02/05/25)
FT Made	13, 2x last vs. Boise State (12/20/25)
FT Att.	24, vs. Murray State (01/29/25)
Rebounds	8, vs. Central Arkansas (01/11/25)
Assists	11, vs. Stetson (01/13/23)
Steals	5, vs. Brescia (11/22/23)
Blocks	1, vs. Illinois-Chicago (02/21/25)
Minutes	40, vs. Illinois-Chicago (02/21/25)

PLAYER NOTES

Tayshawn Comer enters his senior season with the Nevada Wolf Pack after productive stops at Evansville and Eastern Kentucky. The 6'1" guard from Indianapolis averaged 16.2 points, 4.1 assists, and 3.7 rebounds per game last season at Evansville, earning Second Team All-Missouri Valley Conference honors. Known for his quickness, court vision, and ability to create off the dribble, Comer began his college career at Eastern Kentucky, where he was a steady playmaker and earned starts as a freshman. A former Indiana All-State selection from Cathedral High School, Comer brings experience, leadership, and a proven scoring touch to Nevada's backcourt for the 2025-26 campaign.

2025-26 GAME-BY-GAME

Opponent	Date	GS	MIN	Total		3-Pointers		Free throws		Rebounds				PF	A	TO	BLK	STL	PTS	AVG	
				FG-FGA	PCT	3FG-3FGA	PCT	FT-FTA	PCT	OFF	DEF	TOT	AVG								
Louisiana Tech	11/04/2025		18:53	3-11	.273	0-3	.000	4-4	1.000	1	4	5	5.0	3	2	1	0	2	10	10.0	
Pacific	11/08/2025	*	27:47	7-12	.583	2-3	.667	3-4	.750	1	4	5	5.0	1	2	2	0	1	19	14.5	
Southern Ill.	11/12/2025	*	33:49	6-18	.333	1-7	.143	10-14	.714	0	1	1	3.7	3	7	3	0	1	23	17.3	
at Santa Clara	11/15/2025	*	30:31	7-9	.778	2-3	.667	3-4	.750	1	0	1	3.0	1	3	2	1	0	19	17.8	
UC Davis	11/18/2025	*	30:27	2-9	.222	1-3	.333	5-6	.833	0	5	5	3.4	4	4	3	0	2	10	16.2	
UC Santa Barbara	11/22/2025	*	28:30	5-14	.357	1-4	.250	3-4	.750	0	2	2	3.2	1	3	2	0	3	14	15.8	
vs Washington	11/27/2025	*	28:31	6-11	.545	1-2	.500	3-4	.750	0	2	2	3.0	3	5	2	0	2	16	15.9	
vs San Francisco	11/28/2025	*	23:03	2-9	.222	0-2	.000	2-4	.500	0	1	1	2.8	1	4	0	0	1	6	14.6	
UC San Diego	12/02/2025	*	28:02	4-8	.500	2-4	.500	2-3	.667	0	2	2	2.7	2	6	1	0	0	12	14.3	
at Washington St.	12/07/2025	*	25:54	9-16	.563	4-6	.667	2-2	1.000	0	0	0	2.4	2	2	1	0	1	24	15.3	
Duquesne	12/13/2025	*	29:39	5-13	.385	0-2	.000	6-9	.667	0	1	1	2.3	2	1	2	0	1	16	15.4	
Boise St.	12/20/2025	*	27:21	5-9	.556	1-1	1.000	13-14	.929	0	1	1	2.2	3	4	2	0	1	24	16.1	
at Colorado St.	12/30/2025	*	22:28	1-9	.111	0-2	.000	0-0	.000	0	0	0	2.0	2	3	1	0	1	2	15.0	
at Fresno St.	01/03/2026	*	17:12	1-8	.125	0-3	.000	0-2	.000	0	3	3	2.1	2	3	3	0	0	2	14.1	
San Diego St.	01/06/2026	*	27:31	5-15	.333	2-9	.222	4-4	1.000	1	1	2	2.1	3	2	4	0	0	16	14.2	
Wyoming	01/10/2026	*	25:06	4-7	.571	1-1	1.000	1-2	.500	0	2	2	2.1	4	10	0	0	0	10	13.9	
at Utah St.	01/14/2026	*	25:49	4-10	.400	1-2	.500	2-2	1.000	0	2	2	2.1	0	3	4	0	0	11	13.8	
at Air Force	01/17/2026	*	30:52	5-7	.714	2-2	1.000	2-2	1.000	0	1	1	2.0	3	4	3	0	1	14	13.8	
San Jose St.	01/20/2026	*	29:23	5-9	.556	2-3	.667	0-0	.000	0	2	2	2.0	0	7	1	0	3	12	13.7	
at New Mexico	01/24/2026	*	25:47	3-11	.273	1-4	.250	6-6	1.000	0	1	1	2.0	5	4	3	0	0	13	13.7	
Grand Canyon	01/27/2026	*	22:59	1-9	.111	1-2	.500	2-2	1.000	2	2	4	2.0	1	1	0	0	0	5	13.2	
UNLV	01/30/2026	*	24:38	2-6	.333	0-0	.000	0-0	.000	0	2	2	2.0	2	8	2	0	0	4	12.8	
at Boise St.	02/03/2026	*	31:60	9-15	.600	3-6	.500	3-3	1.000	0	2	2	2.0	4	4	2	0	0	24	13.3	
Fresno St.	02/07/2026	*	22:12	1-5	.200	1-2	.500	2-5	.400	0	1	1	2.0	3	2	1	0	0	5	13.0	
Totals			23	638:23	102-250	.408	29-76	.382	78-100	.780	6	42	48	2.0	55	94	45	1	20	311	13.0

Comer's Career Statistics

				Field Goals		3-Point		F-Throws		Rebounds				Scoring						
SEASON	TEAM	GP-GS	MIN/AVG	FG-FGA	FG%	3FG-3FGA	3FG%	FT-FTA	FT%	OFF	DEF	TOT	AVG	PF-FO	A	TO	BLK	STL	PTS	AVG
2022-23	EKU	37-37	983/26.6	106-296	.358	37-116	.319	47-71	.662	15	71	86	2.3	86-2	134	78	3	43	296	8.0
2023-24	EKU	31-29	792/25.6	86-221	.389	31-85	.365	40-63	.635	15	61	76	2.5	74-1	92	57	3	26	243	7.8
2024-25	Evans	32-32	1151/36.0	165-427	.386	48-158	.304	140-178	.787	9	108	117	3.7	64-0	131	105	5	38	518	16.2
2025-26	Nevada	24-23	638/26.6	102-250	.408	29-76	.382	78-100	.780	6	42	48	2.0	55-1	94	45	1	20	311	13.0
TOTAL FOR Nevada		24-23	638/26.6	102-250	.408	29-76	.382	78-100	.780	6	42	48	2.0	55-1	94	45	1	20	311	13.0
TOTAL		124-121	3565/28.8	459-1194	.384	145-435	.333	305-412	.740	45	282	327	2.6	279-4	451	285	12	127	1368	11.0

17

PEYTON WHITE

Freshman | 6-6 | 233 | F | Thousand Oaks.



2025-26 SEASON HIGHS

Points	15, vs. UC Davis (11/18)
FG Made	5, vs. UC Davis (11/18)
FG Att.	10, vs. San Francisco (11/28)
3FG Made	4, vs. UC Davis (11/18)
3FG Att.	5, vs. UC Davis (11/18)
FT Made	7, vs. Duquesne (12/13)
FT Att.	8, vs. Duquesne (12/13)
Rebounds	9, vs. UC San Diego (12/02)
Assists	1, 6x last vs. Fresno St. (01/03)
Steals	1, 2x last vs. San Diego St. (01/06)
Blocks	1, 2x last vs. UC San Diego (12/02)
Minutes	24, vs. UC Davis (11/18)

CAREER HIGHS

Points	15, vs. UC Davis (11/18)
FG Made	5, vs. UC Davis (11/18)
FG Att.	10, vs. San Francisco (11/28)
3FG Made	4, vs. UC Davis (11/18)
3FG Att.	5, vs. UC Davis (11/18)
FT Made	7, vs. Duquesne (12/13)
FT Att.	8, vs. Duquesne (12/13)
Rebounds	9, vs. UC San Diego (12/02)
Assists	1, 6x last vs. Fresno St. (01/03)
Steals	1, 2x last vs. San Diego St. (01/06)
Blocks	1, 2x last vs. UC San Diego (12/02)
Minutes	24, vs. UC Davis (11/18)

PLAYER NOTES

Peyton is an athletic and physical guard who knows how to play. He has got a good understanding of making plays that impact winning. He is another player on our team, the son of a great coach, Russell White. Peyton is also an outstanding student and knows the importance of being a student-athlete. He played in the AAU circuit for the BTI Basketball Club where he was a Pro16 champion. He is also a 2 time 1st team all league player for Crespi high school while also the second all time leading scorer at Crespi High School.

2025-26 GAME-BY-GAME

Opponent	Date	GS	MIN	Total		3-Pointers		Free throws		Rebounds											
				FG-FGA	PCT	3FG-3FGA	PCT	FT-FTA	PCT	OFF	DEF	TOT	AVG	PF	A	TO	BLK	STL	PTS	AVG	
Louisiana Tech	11/04/2025		13:21	1-2	.500	0-0	.000	1-1	1.000	1	1	2	2.0	2	0	0	0	0	3	3.0	
Pacific	11/08/2025		09:50	1-2	.500	0-0	.000	1-1	1.000	0	0	0	1.0	2	0	0	1	0	3	3.0	
Southern Ill.	11/12/2025		08:02	0-1	.000	0-1	.000	0-0	.000	0	0	0	0.7	1	0	0	0	0	2.0		
at Santa Clara	11/15/2025		14:41	3-5	.600	0-0	.000	0-0	.000	2	0	2	1.0	1	1	1	0	0	6	3.0	
UC Davis	11/18/2025		24:25	5-6	.833	4-5	.800	1-2	.500	1	3	4	1.6	2	1	2	0	1	15	5.4	
UC Santa Barbara	11/22/2025		05:49	1-3	.333	0-1	.000	0-0	.000	0	0	0	1.3	1	0	0	0	0	2	4.8	
vs Washington	11/27/2025		12:38	1-2	.500	0-1	.000	2-2	1.000	2	1	3	1.6	1	0	0	0	0	4	4.7	
vs San Francisco	11/28/2025		21:53	4-10	.400	2-2	1.000	0-0	.000	2	1	3	1.8	1	1	0	0	0	10	5.4	
UC San Diego	12/02/2025		22:02	4-7	.571	0-2	.000	3-5	.600	2	7	9	2.6	0	0	0	1	0	11	6.0	
at Washington St.	12/07/2025		26:39	1-7	.143	1-3	.333	4-4	1.000	0	2	2	2.5	1	1	0	0	0	7	6.1	
Duquesne	12/13/2025		23:11	2-3	.667	1-1	1.000	7-8	.875	2	1	3	2.5	3	0	1	1	0	12	6.6	
Boise St.	12/20/2025		18:18	3-6	.500	1-3	.333	2-3	.667	0	0	0	2.3	2	1	1	0	0	9	6.8	
at Colorado St.	12/30/2025		17:38	1-4	.250	1-3	.333	4-5	.800	0	0	0	2.2	2	0	0	0	0	7	6.8	
at Fresno St.	01/03/2026		19:45	1-1	1.000	1-1	1.000	0-0	.000	1	0	1	2.1	1	1	0	0	0	3	6.6	
San Diego St.	01/06/2026		11:55	1-2	.500	0-1	.000	0-0	.000	0	1	1	2.0	1	0	0	0	1	2	6.3	
Wyoming	01/10/2026		19:35	4-8	.500	1-3	.333	1-1	1.000	0	1	1	1.9	1	0	0	0	0	10	6.5	
at Utah St.	01/14/2026		15:44	2-7	.286	0-2	.000	0-0	.000	3	0	3	2.0	0	2	0	0	0	4	6.4	
at Air Force	01/17/2026		16:26	0-2	.000	0-2	.000	0-0	.000	2	0	2	2.0	1	0	1	0	1	0	6.0	
San Jose St.	01/20/2026		15:38	4-9	.444	0-1	.000	4-4	1.000	3	1	4	2.1	0	1	2	0	0	12	6.3	
at New Mexico	01/24/2026		17:11	2-5	.400	0-1	.000	0-0	.000	0	1	1	2.1	2	0	1	0	0	4	6.2	
Grand Canyon	01/27/2026		28:46	3-7	.429	2-5	.400	1-2	.500	2	1	3	2.1	1	0	0	0	0	9	6.3	
UNLV	01/30/2026		12:44	1-2	.500	1-1	1.000	0-0	.000	0	2	2	2.1	2	0	0	0	0	3	6.2	
at Boise St.	02/03/2026		12:27	0-3	.000	0-1	.000	0-0	.000	1	0	1	2.0	1	0	1	0	0	0	5.9	
Totals			0	388:38	45-104	.433	15-40	.375	31-38	.816	24	23	47	2.0	29	9	10	3	3	136	5.9

White's Career Statistics

				Field Goals		3-Point		F-Throws		Rebounds									Scoring	
SEASON	TEAM	GP-GS	MIN/AVG	FG-FGA	FG%	3FG-3FGA	3FG%	FT-FTA	FT%	OFF	DEF	TOT	AVG	PF-FO	A	TO	BLK	STL	PTS	AVG
2025-26	Nevada	23-0	389/16.9	45-104	.433	15-40	.375	31-38	.816	24	23	47	2.0	29-0	9	10	3	3	136	5.9
TOTAL		23-0	389/16.9	45-104	.433	15-40	.375	31-38	.816	24	23	47	2.0	29-0	9	10	3	3	136	5.9

21

JOEL ARMOTRADING

Fifth Year | 6-10 | 244 | C | London, England



2025-26 SEASON HIGHS

Points	11, 2x last vs. Southern Illinois (11/12)
FG Made	3, vs. Southern Illinois (11/12)
FG Att.	8, vs. UC Davis (11/18)
3Pt. FG Made	-
3Pt. FG Att.	-
FT Made	7, vs. Pacific (11/08)
FT Att.	11, vs. Pacific (11/08)
Rebounds	15, vs. Pacific (11/08)
Assists	1, vs. Louisiana Tech (11/4)
Steals	2, vs. Santa Clara (11/15)
Blocks	3, vs. UCSB (11/22)
Minutes	27, 2x vs. Santa Clara (11/15)

CAREER HIGHS

Points	16, vs. St. Francis (IL) (12/14/24)
FG Made	8, vs. St. Francis (IL) (12/14/24)
FG Att.	9, vs. St. Francis (IL) (12/14/24)
3FG Made	-
3FG Att.	1, vs. Denver (11/09/23)
FT Made	7, vs. Pacific (11/08/2025)
FT Att.	11, vs. UC Davis (02/03/24)
Rebounds	15, vs. Pacific (11/08/25)
Assists	6, vs. UC Irvine (01/23/25)
Steals	2, 2x last vs. Santa Clara (11/15/25)
Blocks	6, vs. CSUN (03/06/25)
Minutes	30, vs. UC Irvine (01/23/25)

PLAYER NOTES

Joel Armotrading is a 6'10", 244-lb graduate center hailing from London, England, who adds significant frontcourt depth and defensive presence to the Wolf Pack roster. In his 2024-25 campaign with UC Riverside Highlanders, he started 31 of 33 games and averaged 5.8 points, 6.5 rebounds and 1.2 blocks per game while shooting 60.2% from the floor. His prior path includes time at Cal Poly Mustangs and the College of Southern Idaho Golden Eagles junior-college program, where he developed a reputation for rim protection and rebounding.

2025-26 GAME-BY-GAME

Opponent	Date	GS	MIN	Total		3-Pointers		Free throws		Rebounds				PF	A	TO	BLK	STL	PTS	AVG
				FG-FGA	PCT	3FG-3FGA	PCT	FT-FTA	PCT	OFF	DEF	TOT	AVG							
Louisiana Tech	11/04/2025	*	21:42	2-4	.500	0-0	.000	2-2	1.000	2	4	6	6.0	1	1	0	2	0	6	6.0
Pacific	11/08/2025	*	27:22	2-2	1.000	0-0	.000	7-11	.636	7	8	15	10.5	2	0	1	2	0	11	8.5
Southern Ill.	11/12/2025	*	25:48	3-7	.429	0-0	.000	5-5	1.000	1	4	5	8.7	5	0	0	0	0	11	9.3
at Santa Clara	11/15/2025	*	27:15	2-5	.400	0-0	.000	3-4	.750	1	1	2	7.0	3	2	1	1	2	7	8.8
UC Davis	11/18/2025	*	21:31	2-8	.250	0-0	.000	0-0	.000	1	2	3	6.2	3	0	3	1	0	4	7.8
UC Santa Barbara	11/22/2025	*	28:07	0-1	.000	0-0	.000	2-2	1.000	1	2	3	5.7	5	0	3	3	1	2	6.8
vs Washington	11/27/2025	*	05:31	1-1	1.000	0-0	.000	0-0	.000	0	2	2	5.1	0	0	0	0	0	2	6.1
Fresno St.	02/07/2026		06:15	0-0	.000	0-0	.000	2-2	1.000	0	1	1	4.6	1	0	0	0	0	2	5.6
Totals			7 163:32	12-28	.429	0-0	.000	21-26	.808	13	24	37	4.6	20	3	8	9	3	45	5.6

Armotrading's Career Statistics

				Field Goals		3-Point		F-Throws		Rebounds										Scoring	
SEASON	TEAM	GP-GS	MIN/AVG	FG-FGA	FG%	3FG-3FGA	3FG%	FT-FTA	FT%	OFF	DEF	TOT	AVG	PF-FO	A	TO	BLK	STL	PTS	AVG	
2023-24	CPO	30-11	583/19.4	50-92	.543	0-1	.000	49-83	.590	56	89	145	4.8	71-2	11	32	39	11	149	5.0	
2024-25	UCR	33-31	722/21.9	77-128	.602	0-0	.000	39-53	.736	79	136	215	6.5	104-6	17	31	40	13	193	5.8	
2025-26	Nevada	8-7	164/20.4	12-28	.429	0-0	.000	21-26	.808	13	24	37	4.6	20-2	3	8	9	3	45	5.6	
TOTAL FOR Nevada		8-7	164/20.4	12-28	.429	0-0	.000	21-26	.808	13	24	37	4.6	20-2	3	8	9	3	45	5.6	
TOTAL		71-49	1468/20.7	139-248	.560	0-1	.000	109-162	.673	148	249	397	5.6	195-10	31	71	88	27	387	5.5	

24

CHRISTOPHER BAUDREAU

Freshman | 6-9 | 205 | F | Las Vegas, Nev.



2025-26 SEASON HIGHS

Points	2, 2x last vs. San Jose State (01/20)
FG Made	1, 2x last vs. San Jose State (01/20)
FG Att.	1, 2x last vs. San Jose State (01/20)
3FG Made	-
3FG Att.	-
FT Made	-
FT Att.	-
Rebounds	1, vs. San Jose State (01/20)
Assists	-
Steals	-
Blocks	-
Minutes	1, last vs. San Jose State (01/20)

CAREER HIGHS

Points	2, 2x last vs. San Jose State (01/20)
FG Made	1, 2x last vs. San Jose State (01/20)
FG Att.	1, 2x last vs. San Jose State (01/20)
3FG Made	-
3FG Att.	-
FT Made	-
FT Att.	-
Rebounds	1, vs. San Jose State (01/20)
Assists	-
Steals	-
Blocks	-
Minutes	1, last vs. San Jose State (01/20)

PLAYER NOTES

Christopher Baudreau enters his first season with the Nevada Men's Basketball program as a walk-on for the 2025-26 campaign. A product of powerhouse Bishop Gorman High School in Las Vegas, Baudreau helped lead the Gaels to a Nevada state championship, showcasing his leadership, work ethic, and commitment to team success. Known for his energy on both ends of the floor and his high basketball IQ, Baudreau brings a winning pedigree and relentless drive to the Wolf Pack.

2025-26 GAME-BY-GAME

Opponent	Date	GS	MIN	Total		3-Pointers		Free throws		Rebounds				PF	A	TO	BLK	STL	PTS	AVG
				FG-FGA	PCT	3FG-3FGA	PCT	FT-FTA	PCT	OFF	DEF	TOT	AVG							
Louisiana Tech	11/04/2025		01:41	1-1	1.000	0-0	.000	0-0	.000	0	0	0	0.0	0	0	0	0	0	2	2.0
San Jose St.	01/20/2026		01:46	1-1	1.000	0-0	.000	0-0	.000	1	0	1	0.5	1	0	0	0	0	2	2.0
Totals		0	03:27	2-2	1.000	0-0	.000	0-0	.000	1	0	1	0.5	1	0	0	0	0	4	2.0

Baudreau's Career Statistics

				Field Goals		3-Point		F-Throws		Rebounds				Scoring						
SEASON	TEAM	GP-GS	MIN/AVG	FG-FGA	FG%	3FG-3FGA	3FG%	FT-FTA	FT%	OFF	DEF	TOT	AVG	PF-FO	A	TO	BLK	STL	PTS	AVG
2025-26	Nevada	2-0	3/1.7	2-2	1.000	0-0	.000	0-0	.000	1	0	1	0.5	1-0	0	0	0	0	4	2.0
TOTAL		2-0	3/1.7	2-2	1.000	0-0	.000	0-0	.000	1	0	1	0.5	1-0	0	0	0	0	4	2.0

50

ETHAN CROLEY

Freshman | 6-9 | 247 | F | San Antonio, Tex-



2025-26 SEASON HIGHS

Points	11, vs. San Francisco (11/28)
2FG Made	5, vs. San Francisco (11/28)
2FG Att.	7, vs. San Francisco (11/28)
3Pt. FG Made	-
3Pt. FG Att.	1, vs. San Francisco (11/28)
FT Made	1, vs. San Francisco (11/28)
FT Att.	2, vs. Washington (11/27)
Rebounds	10, vs. San Francisco (11/28)
Assists	-
Steals	1, vs. San Francisco (11/28)
Blocks	1, vs. San Francisco (11/28)
Minutes	17, vs. San Francisco (11/28)

CAREER HIGHS

Points	11, vs. San Francisco (11/28)
2Pt. FG Made	5, vs. San Francisco (11/28)
2Pt. FG Att.	7, vs. San Francisco (11/28)
3Pt. FG Made	-
3Pt. FG Att.	1, vs. San Francisco (11/28)
FT Made	1, vs. San Francisco (11/28)
FT Att.	2, vs. Washington (11/27)
Rebounds	10, vs. San Francisco (11/28)
Assists	-
Steals	1, vs. San Francisco (11/28)
Blocks	1, vs. San Francisco (11/28)
Minutes	17, vs. San Francisco (11/28)

PLAYER NOTES

Croley has spent the past year competing in the Overtime Elite league with the Diamond Doves, where he developed his inside game against elite competition. In his most recent season, Croley averaged 16.7 points, 10.7 rebounds, and shot 46.7 percent from the field. Originally from San Antonio, Texas, Croley played high school basketball at Clark High, earning All-District First Team recognition as a senior. With Croley in the mix, Nevada adds size, physicality, and effort to its interior rotation

2025-26 GAME-BY-GAME

Opponent	Date	GS	MIN	Total		3-Pointers		Free throws		Rebounds				PF	A	TO	BLK	STL	PTS	AVG
				FG-FGA	PCT	3FG-3FGA	PCT	FT-FTA	PCT	OFF	DEF	TOT	AVG							
UC Santa Barbara	11/22/2025		03:44	0-0	.000	0-0	.000	0-0	.000	0	0	0	0.0	3	0	2	0	0	0	0.0
vs Washington	11/27/2025		03:14	1-1	1.000	0-0	.000	0-2	.000	0	0	0	0.0	1	0	0	0	0	2	1.0
vs San Francisco	11/28/2025		16:49	5-7	.714	0-1	.000	1-1	1.000	5	5	10	3.3	2	0	1	1	1	11	4.3
UC San Diego	12/02/2025		12:44	1-4	.250	0-0	.000	1-2	.500	3	2	5	3.8	0	0	0	1	0	3	4.0
Duquesne	12/13/2025		02:41	1-1	1.000	0-0	.000	2-3	.667	0	1	1	3.2	0	0	0	0	0	4	4.0
Boise St.	12/20/2025		02:59	0-0	.000	0-0	.000	0-0	.000	0	0	0	2.7	0	0	0	0	0	0	3.3
at Colorado St.	12/30/2025		04:05	1-1	1.000	0-0	.000	0-0	.000	0	0	0	2.3	0	0	0	0	0	2	3.1
at Fresno St.	01/03/2026		01:15	0-0	.000	0-0	.000	0-0	.000	0	0	0	2.0	0	0	0	0	0	0	2.8
San Diego St.	01/06/2026		05:44	0-1	.000	0-0	.000	1-2	.500	0	0	0	1.8	0	0	0	0	0	1	2.6
Wyoming	01/10/2026		06:18	0-1	.000	0-0	.000	0-0	.000	0	0	0	1.6	0	0	0	0	0	0	2.3
at Utah St.	01/14/2026		11:25	1-1	1.000	0-0	.000	0-0	.000	1	1	2	1.6	1	0	0	0	0	2	2.3
San Jose St.	01/20/2026		03:19	0-1	.000	0-0	.000	0-0	.000	0	0	0	1.5	0	0	0	0	0	0	2.1
at Boise St.	02/03/2026		01:20	0-0	.000	0-0	.000	0-0	.000	0	0	0	1.4	1	0	0	0	0	0	1.9
Totals		0	75:37	10-18	.556	0-1	.000	5-10	.500	9	9	18	1.4	8	0	3	2	1	25	1.9

Croley's Career Statistics

				Field Goals		3-Point		F-Throws		Rebounds				Scoring						
SEASON	TEAM	GP-GS	MIN/AVG	FG-FGA	FG%	3FG-3FGA	3FG%	FT-FTA	FT%	OFF	DEF	TOT	AVG	PF-FO	A	TO	BLK	STL	PTS	AVG
2025-26	Nevada	13-0	76/5.8	10-18	.556	0-1	.000	5-10	.500	9	9	18	1.4	8-0	0	3	2	1	25	1.9
TOTAL		13-0	76/5.8	10-18	.556	0-1	.000	5-10	.500	9	9	18	1.4	8-0	0	3	2	1	25	1.9

OVERALL STATS



2025-26 Nevada Men's Basketball Combined Team Statistics All games

Page 1/1
as of Feb 10, 2026

Game Records

Record	Overall	Home	Away	Neutral
ALL GAMES	17-7	12-2	4-4	1-1
CONFERENCE	9-4	6-1	3-3	0-0
NON-CONFERENCE	8-3	6-1	1-1	1-1

Score by Periods

Team	1st	2nd	OT	TOT
Nevada	799	1013	35	1847
Opponents	766	914	28	1708

Team Box Score

No.	Player				Total		3-Point		F-Throw		Rebounds													
		GP-GS	MIN	AVG	FG-FGA	FG%	3FG-3FGA	3FG%	FT-FTA	FT%	OFF	DEF	TOT	AVG	PF	DQ	A	TO	BLK	STL	PTS	AVG		
4	CAMPER JR., Corey	20-19	615:10	30.8	123-248	.496	47-105	.448	61-78	.782	24	64	88	4.4	26	0	45	24	6	25	354	17.7		
12	COMER, Tayshawn	24-23	638:23	26.6	102-250	.408	29-76	.382	78-100	.780	6	42	48	2.0	55	1	94	45	1	20	311	13.0		
1	PRICE, Elijah	24-24	735:41	30.7	83-192	.432	7-21	.333	131-176	.744	64	148	212	8.8	71	3	26	41	44	31	304	12.7		
7	WEEMS, Vaughn	21-13	468:02	22.3	58-108	.537	15-34	.441	32-41	.780	31	45	76	3.6	36	0	22	22	6	21	163	7.8		
0	BAILEY III, Chuck	24-14	504:16	21.0	60-162	.370	23-59	.390	26-35	.743	17	50	67	2.8	52	0	33	13	3	12	169	7.0		
17	WHITE, Peyton	23-0	388:38	16.9	45-104	.433	15-40	.375	31-38	.816	24	23	47	2.0	29	0	9	10	3	3	136	5.9		
3	ROLISON, Tyler	21-3	387:25	18.4	35-107	.327	6-29	.207	46-62	.742	6	32	38	1.8	34	0	61	22	1	18	122	5.8		
21	ARMOTRADING, Joel	8-7	163:32	20.4	12-28	.429	0-0	.000	21-26	.808	13	24	37	4.6	20	2	3	8	9	3	45	5.6		
6	LOWERY, Kaleb	23-17	370:40	16.1	33-69	.478	11-33	.333	13-17	.765	22	44	66	2.9	50	1	17	10	10	8	90	3.9		
5	ROBINSON, Amire	23-0	232:49	10.1	25-53	.472	14-35	.400	8-12	.667	7	23	30	1.3	23	0	8	3	1	4	72	3.1		
24	BAUDREAU, Christopher	2-0	03:27	1.7	2-2	1.000	0-0	.000	0-0	.000	1	0	1	0.5	1	0	0	0	0	0	4	2.0		
50	CROLEY, Ethan	13-0	75:37	5.8	10-18	.556	0-1	.000	5-10	.500	9	9	18	1.4	8	0	0	3	2	1	25	1.9		
2	WALKER, Myles	21-0	170:44	8.1	11-28	.393	5-12	.417	4-4	1.000	2	14	16	0.8	13	0	30	9	0	12	31	1.5		
12	COLEMAN, Jeriah	19-0	120:39	6.3	7-8	.875	0-0	.000	7-12	.583	8	24	32	1.7	12	0	1	0	8	0	21	1.1		
Team											40	43	83					9						
Total		24	4875		606-1377	.440	172-445	.387	463-611	.758	274	585	859	35.8	430	7	349	219	94	158	1847	77.0		
Opponents		24	4875		571-1321	.432	193-572	.337	373-513	.727	231	577	808	33.7	486	9	318	277	90	122	1708	71.2		

Team Statistics

	NEVADA	OPP
Scoring	1847	1708
Points per game	77.0	71.2
Scoring margin	+5.8	-
Field goals-att	606-1377	571-1321
Field goal pct	.440	.432
3 point fg-att	172-445	193-572
3-point FG pct	.387	.337
3-pt FG made per game	7.2	8.0
Free throws-att	463-611	373-513
Free throw pct	.758	.727
F-Throws made per game	19.3	15.5
Rebounds	859	808
Rebounds per game	35.8	33.7
Rebounding margin	+2.1	-
Assists	349	318
Assists per game	14.5	13.3
Turnovers	219	277
Turnovers per game	9.1	11.5
Turnover margin	+2.4	-
Assist/turnover ratio	1.6	1.1
Steals	158	122
Steals per game	6.6	5.1
Blocks	94	90
Blocks per game	3.9	3.8
Winning streak	1	-
Home win streak	5	-
Attendance	114809	49411
Home games-Avg/Game	14-8201	8-6176
Neutral site-Avg/Game	-	2-3890

Team Results

Date	Opponent		Score	Att.
11/04/2025	Louisiana Tech	W	77-50	7144
11/08/2025	Pacific	W	78-77	7307
11/12/2025	Southern Ill.	Wot	86-81	7001
11/15/2025	at Santa Clara	L	83-98	1741
11/18/2025	UC Davis	L	71-75	6957
11/22/2025	UC Santa Barbara	W	77-64	7340
11/27/2025	vs Washington	L	66-83	3562
11/28/2025	vs San Francisco	W	81-65	4217
12/02/2025	UC San Diego	W	76-70	7211
12/07/2025	at Washington St.	W	78-64	2548
12/13/2025	Duquesne	W	78-75	7238
12/20/2025	Boise St.	W	81-66	9091
12/30/2025	at Colorado St.	W	75-62	5326
01/03/2026	at Fresno St.	W	66-65	4699
01/06/2026	San Diego St.	L	68-73	8005
01/10/2026	Wyoming	W	92-83	8906
01/14/2026	at Utah St.	L	62-71	10270
01/17/2026	at Air Force	W	81-66	964
01/20/2026	San Jose St.	W	87-54	7852
01/24/2026	at New Mexico	L	73-80	14639
01/27/2026	Grand Canyon	Wot	66-60	8728
01/30/2026	UNLV	W	89-76	11997
02/03/2026	at Boise St.	Lot	87-91	9224
02/07/2026	Fresno St.	W	69-59	10032

SCHEDULE-RESULTS



2025-26 Nevada Men's Basketball Season Schedule/Results & Leaders All games

Page 1/1
as of Feb 10, 2026

Game Records

Record	Overall	Home	Away	Neutral
ALL GAMES	17-7	12-2	4-4	1-1
CONFERENCE	9-4	6-1	3-3	0-0
NON-CONFERENCE	8-3	6-1	1-1	1-1

Team Results

Date	Opponent		Score	Att.	High Points	High Rebounds
11/04/2025	Louisiana Tech	W	77-50	7144	(24) BAILEY III, Chuck	(8) PRICE, Elijah
11/08/2025	Pacific	W	78-77	7307	(19) COMER, Tayshawn	(15) ARMOTRADING, Joel
11/12/2025	Southern Ill.	Wot	86-81	7001	(23) COMER, Tayshawn	(19) PRICE, Elijah
11/15/2025	at Santa Clara	L	83-98	1741	(21) CAMPER JR., Corey	(6) BAILEY III, Chuck
11/18/2025	UC Davis	L	71-75	6957	(15) PRICE, Elijah	(6) PRICE, Elijah
					(15) WHITE, Peyton	
11/22/2025	UC Santa Barbara	W	77-64	7340	(27) CAMPER JR., Corey	(8) PRICE, Elijah
11/27/2025	vs Washington	L	66-83	3562	(16) COMER, Tayshawn	(8) PRICE, Elijah
11/28/2025	vs San Francisco	W	81-65	4217	(22) CAMPER JR., Corey	(10) CROLEY, Ethan
12/02/2025	UC San Diego	W	76-70	7211	(15) CAMPER JR., Corey	(9) WHITE, Peyton
12/07/2025	at Washington St.	W	78-64	2548	(24) COMER, Tayshawn	(8) PRICE, Elijah
12/13/2025	Duquesne	W	78-75	7238	(16) COMER, Tayshawn	(9) PRICE, Elijah
12/20/2025	Boise St.	W	81-66	9091	(24) COMER, Tayshawn	(6) PRICE, Elijah
						(6) BAILEY III, Chuck
12/30/2025	at Colorado St.	W	75-62	5326	(21) ROLISON, Tyler	(11) PRICE, Elijah
01/03/2026	at Fresno St.	W	66-65	4699	(16) ROLISON, Tyler	(9) PRICE, Elijah
01/06/2026	San Diego St.	L	68-73	8005	(17) PRICE, Elijah	(10) PRICE, Elijah
01/10/2026	Wyoming	W	92-83	8906	(31) CAMPER JR., Corey	(13) PRICE, Elijah
01/14/2026	at Utah St.	L	62-71	10270	(14) CAMPER JR., Corey	(11) PRICE, Elijah
01/17/2026	at Air Force	W	81-66	964	(23) CAMPER JR., Corey	(9) CAMPER JR., Corey
01/20/2026	San Jose St.	W	87-54	7852	(19) CAMPER JR., Corey	(10) PRICE, Elijah
01/24/2026	at New Mexico	L	73-80	14639	(20) CAMPER JR., Corey	(11) PRICE, Elijah
01/27/2026	Grand Canyon	Wot	66-60	8728	(18) BAILEY III, Chuck	(6) PRICE, Elijah
						(6) CAMPER JR., Corey
01/30/2026	UNLV	W	89-76	11997	(32) CAMPER JR., Corey	(11) PRICE, Elijah
02/03/2026	at Boise St.	Lot	87-91	9224	(35) CAMPER JR., Corey	(9) PRICE, Elijah
02/07/2026	Fresno St.	W	69-59	10032	(15) CAMPER JR., Corey	(9) LOWERY, Kaleb
					(15) WEEMS, Vaughn	

Attendance Summary

	Games	Attend	Avg/Game
Home	14	114809	8201
Away	8	49411	6176
Neutral	2	7779	3890
Total	24	171999	7167

NEVADA G-B-G



2025-26 Nevada Men's Basketball Team Game-by-Game All games

Page 1/1
as of Feb 10, 2026

				Total		3-Pointers		Free throws		Rebounds											
Opponent	Date	Score		FG-FGA	PCT	3FG-3FGA	PCT	FT-FTA	PCT	OFF	DEF	TOT	AVG	PF	A	TO	BLK	STL	PTS	AVG	
Louisiana Tech	11/04/2025	77-50	W	25-56	.446	6-20	.300	21-28	.750	17	28	45	45.0	17	16	10	3	6	77	77.0	
Pacific	11/08/2025	78-77	W	25-58	.431	4-15	.267	24-39	.615	18	31	49	47.0	18	10	9	8	7	78	77.5	
Southern Ill.	11/12/2025	86-81	Wot	27-78	.346	8-33	.242	24-33	.727	18	34	52	48.7	22	18	4	4	4	86	80.3	
at Santa Clara	11/15/2025	83-98	L	26-58	.448	7-14	.500	24-28	.857	12	17	29	43.8	16	17	12	2	7	83	81.0	
UC Davis	11/18/2025	71-75	L	21-53	.396	8-20	.400	21-29	.724	9	23	32	41.4	22	14	17	3	10	71	79.0	
UC Santa Barbara	11/22/2025	77-64	W	23-48	.479	5-15	.333	26-30	.867	7	28	35	40.3	20	14	13	5	11	77	78.7	
vs Washington	11/27/2025	66-83	L	22-59	.373	6-14	.429	16-23	.696	9	21	30	38.9	22	11	9	7	3	66	76.9	
vs San Francisco	11/28/2025	81-65	W	30-63	.476	7-14	.500	14-18	.778	11	18	29	37.6	18	19	4	2	6	81	77.4	
UC San Diego	12/02/2025	76-70	W	28-60	.467	7-20	.350	13-22	.591	15	30	45	38.4	12	19	8	6	3	76	77.2	
at Washington St.	12/07/2025	78-64	W	25-60	.417	10-20	.500	18-21	.857	14	21	35	38.1	20	8	6	2	7	78	77.3	
Duquesne	12/13/2025	78-75	W	25-56	.446	4-10	.400	24-32	.750	12	23	35	37.8	17	12	8	5	9	78	77.4	
Boise St.	12/20/2025	81-66	W	25-45	.556	4-9	.444	27-34	.794	5	18	23	36.6	23	17	7	2	9	81	77.7	
at Colorado St.	12/30/2025	75-62	W	22-52	.423	8-22	.364	23-31	.742	11	24	35	36.5	20	9	8	5	8	75	77.5	
at Fresno St.	01/03/2026	66-65	W	24-56	.429	6-21	.286	12-18	.667	9	20	29	35.9	15	11	10	7	9	66	76.6	
San Diego St.	01/06/2026	68-73	L	21-59	.356	8-28	.286	18-20	.900	13	18	31	35.6	17	17	9	1	8	68	76.1	
Wyoming	01/10/2026	92-83	W	31-51	.608	10-16	.625	20-24	.833	9	19	28	35.1	19	21	8	6	2	92	77.1	
at Utah St.	01/14/2026	62-71	L	21-61	.344	7-16	.438	13-17	.765	16	23	39	35.4	17	11	14	2	7	62	76.2	
at Air Force	01/17/2026	81-66	W	27-51	.529	8-15	.533	19-21	.905	8	28	36	35.4	14	14	15	2	7	81	76.4	
San Jose St.	01/20/2026	87-54	W	29-57	.509	12-21	.571	17-21	.810	11	29	40	35.6	11	21	5	5	4	87	77.0	
at New Mexico	01/24/2026	73-80	L	25-60	.417	6-23	.261	17-21	.810	12	30	42	36.0	23	10	12	7	6	73	76.8	
Grand Canyon	01/27/2026	66-60	Wot	21-64	.328	7-17	.412	17-26	.654	13	29	42	36.2	15	13	9	3	8	66	76.3	
UNLV	01/30/2026	89-76	W	29-50	.580	8-14	.571	23-31	.742	5	25	30	36.0	10	20	7	3	5	89	76.9	
at Boise St.	02/03/2026	87-91	Lot	32-65	.492	10-24	.417	13-19	.684	7	18	25	35.5	25	13	8	1	5	87	77.3	
Fresno St.	02/07/2026	69-59	W	22-57	.386	6-24	.250	19-25	.760	13	30	43	35.8	17	14	7	3	7	69	77.0	
Total		1847		606-1377	.440	172-445	.387	463-611	.758	274	585	859	35.8	430	349	219	94	158	1847	77.0	
Opponents		1708		571-1321	.432	193-572	.337	373-513	.727	231	577	808	33.7	486	318	277	90	122	1708	71.2	

Nevada Averages

Games Played	Points/game	FG Pct	3FG Pct	FT Pct	Rebounds/game	Assists/game	Turnovers/game	Assist/Turnover ratio	Steals/game	Blocks/game
24	77.0	44.0	38.7	75.8	35.8	14.5	9.1	1.6	6.6	3.9

OPPONENT G-B-G



2025-26 Nevada Men's Basketball Opponents Game-by-Game All games

Page 1/1
as of Feb 10, 2026

				Total		3-Pointers		Free throws		Rebounds											
Opponent	Date	Score		FG-FGA	PCT	3FG-3FGA	PCT	FT-FTA	PCT	OFF	DEF	TOT	AVG	PF	A	TO	BLK	STL	PTS	AVG	
Louisiana Tech	11/04/2025	77-50	W	18-50	.360	3-22	.136	11-17	.647	8	18	26	26.0	21	10	13	8	6	50	50.0	
Pacific	11/08/2025	78-77	W	26-59	.441	15-33	.455	10-15	.667	7	27	34	30.0	31	17	8	3	3	77	63.5	
Southern Ill.	11/12/2025	86-81	Wot	29-66	.439	4-17	.235	19-29	.655	10	39	49	36.3	26	13	8	1	1	81	69.3	
at Santa Clara	11/15/2025	83-98	L	38-61	.623	12-25	.480	10-16	.625	10	21	31	35.0	23	27	11	11	8	98	76.5	
UC Davis	11/18/2025	71-75	L	22-45	.489	11-26	.423	20-27	.741	4	24	28	33.6	20	14	20	1	8	75	76.2	
UC Santa Barbara	11/22/2025	77-64	W	21-52	.404	7-24	.292	15-23	.652	10	20	30	33.0	20	11	15	4	6	64	74.2	
vs Washington	11/27/2025	66-83	L	24-55	.436	8-14	.571	27-36	.750	13	31	44	34.6	17	17	14	4	5	83	75.4	
vs San Francisco	11/28/2025	81-65	W	19-49	.388	7-23	.304	20-25	.800	12	22	34	34.5	18	14	15	3	2	65	74.1	
UC San Diego	12/02/2025	76-70	W	28-69	.406	6-23	.261	8-11	.727	13	23	36	34.7	19	8	4	2	5	70	73.7	
at Washington St.	12/07/2025	78-64	W	20-51	.392	7-24	.292	17-22	.773	11	23	34	34.6	18	9	14	6	3	64	72.7	
Duquesne	12/13/2025	78-75	W	23-59	.390	11-33	.333	18-20	.900	14	24	38	34.9	24	16	13	3	6	75	72.9	
Boise St.	12/20/2025	81-66	W	20-45	.444	7-22	.318	19-31	.613	11	19	30	34.5	24	14	13	0	6	66	72.3	
at Colorado St.	12/30/2025	75-62	W	19-51	.373	6-24	.250	18-29	.621	12	23	35	34.5	19	10	10	8	6	62	71.5	
at Fresno St.	01/03/2026	66-65	W	24-54	.444	8-19	.421	9-11	.818	10	26	36	34.6	16	14	15	0	6	65	71.1	
San Diego St.	01/06/2026	68-73	L	28-54	.519	4-17	.235	13-19	.684	12	26	38	34.9	19	18	13	5	7	73	71.2	
Wyoming	01/10/2026	92-83	W	26-50	.520	8-18	.444	23-31	.742	9	13	22	34.1	23	10	6	1	4	83	71.9	
at Utah St.	01/14/2026	62-71	L	22-49	.449	7-21	.333	20-24	.833	7	27	34	34.1	18	16	11	8	9	71	71.9	
at Air Force	01/17/2026	81-66	W	23-56	.411	14-32	.438	6-6	1.000	4	17	21	33.3	17	17	14	1	6	66	71.6	
San Jose St.	01/20/2026	87-54	W	19-58	.328	4-24	.167	12-17	.706	11	20	31	33.2	19	6	7	0	2	54	70.6	
at New Mexico	01/24/2026	73-80	L	24-62	.387	12-28	.429	20-27	.741	13	25	38	33.5	16	15	9	5	7	80	71.1	
Grand Canyon	01/27/2026	66-60	Wot	23-58	.397	4-23	.174	10-15	.667	8	35	43	33.9	19	8	15	8	7	60	70.6	
UNLV	01/30/2026	89-76	W	28-61	.459	11-26	.423	9-11	.818	9	21	30	33.7	23	13	10	3	5	76	70.8	
at Boise St.	02/03/2026	87-91	Lot	28-54	.519	8-25	.320	27-35	.771	8	27	35	33.8	17	12	11	5	3	91	71.7	
Fresno St.	02/07/2026	69-59	W	19-53	.358	9-29	.310	12-16	.750	5	26	31	33.7	19	9	8	0	1	59	71.2	
Total		1708		571-1321	.432	193-572	.337	373-513	.727	231	577	808	33.7	486	318	277	90	122	1708	71.2	
Nevada		1847		606-1377	.440	172-445	.387	463-611	.758	274	585	859	35.8	430	349	219	94	158	1847	77.0	

Opponents Averages

Games Played	Points/game	FG Pct	3FG Pct	FT Pct	Rebounds/game	Assists/game	Turnovers/game	Assist/Turnover ratio	Steals/game	Blocks/game
24	71.2	43.2	33.7	72.7	33.7	13.3	11.5	1.1	5.1	3.8

PTS-REB-AST



2025-26 Nevada Men's Basketball Points-rebounds-assists All games

Page 1/2
as of Feb 10, 2026

Opponent	Date	Score	0	1	2	3	4	5	6	7	12	12	17
			BAILEY III	PRICE,ELIJ	WALKER,MYL	ROLISON,TY	CAMPER JR.	ROBINSON,A	LOWERY,KAL	WEEMS,VAUG	COLEMAN,JE	COMER,TAYS	WHITE,PEYT
Louisiana Tech	11/04/2025	77-50	W	24-4-2	9-8-1	2-0-1	0-0-7	9-5-0	6-6-1	4-1-0	0-0-0	2-1-1	10-5-2
Pacific	11/08/2025	78-77	W	0-2-1	10-10-2	0-0-0	14-5-1	12-2-3	5-0-0	2-1-0	2-3-1	DNP	19-5-2
Southern Ill.	11/12/2025	86-81	Wot	3-5-1	17-19-1	DNP	9-2-7	20-7-1	0-3-0	3-1-1	DNP	0-2-0	23-1-7
at Santa Clara	11/15/2025	83-98	L	11-6-3	9-4-3	2-0-0	6-3-4	21-4-1	0-0-0	2-1-0	DNP	0-2-0	19-1-3
UC Davis	11/18/2025	71-75	L	3-1-3	15-6-2	DNP	0-1-3	12-3-1	1-1-0	DNP	11-4-0	DNP	10-5-4
UC Santa Barbara	11/22/2025	77-64	W	8-7-4	14-8-0	0-1-1	4-3-2	27-2-3	2-1-0	2-1-0	2-2-1	0-0-0	14-2-3
vs Washington	11/27/2025	66-83	L	5-2-0	12-8-0	3-1-1	3-0-2	5-3-2	3-2-1	2-3-0	9-2-0	0-0-0	16-2-5
vs San Francisco	11/28/2025	81-65	W	5-0-1	11-1-2	7-0-3	DNP	22-3-6	0-1-0	3-3-0	6-4-2	0-0-0	6-1-4
UC San Diego	12/02/2025	76-70	W	9-6-0	9-8-1	4-2-5	0-0-3	15-3-3	DNP	2-1-1	11-5-0	DNP	12-2-6
at Washington St.	12/07/2025	78-64	W	12-6-1	15-8-0	0-3-2	4-3-1	DNP	11-2-0	0-2-0	4-3-1	1-1-0	24-0-2
Duquesne	12/13/2025	78-75	W	9-1-1	10-9-0	5-2-3	6-5-2	DNP	8-2-1	4-3-4	2-1-0	2-1-0	16-1-1
Boise St.	12/20/2025	81-66	W	8-6-3	11-6-1	5-1-2	4-1-3	DNP	6-2-0	4-3-1	8-1-2	2-1-0	24-1-4
at Colorado St.	12/30/2025	75-62	W	15-4-0	7-11-0	0-0-1	21-5-2	DNP	2-1-0	7-2-2	12-9-1	0-3-0	2-0-3
at Fresno St.	01/03/2026	66-65	W	2-0-1	15-9-1	0-0-0	16-0-2	6-3-1	0-1-0	7-5-0	13-6-2	2-0-0	2-3-3
San Diego St.	01/06/2026	68-73	L	13-2-3	17-10-3	3-3-1	0-0-1	8-2-3	3-1-3	5-7-1	DNP	0-0-0	16-2-2
Wyoming	01/10/2026	92-83	W	0-0-1	20-13-2	0-0-5	0-0-1	31-7-1	10-3-0	2-0-1	9-1-0	DNP	10-2-10
at Utah St.	01/14/2026	62-71	L	0-1-0	13-11-0	0-0-0	4-0-2	14-5-2	0-1-0	7-6-0	7-6-2	DNP	11-2-3
at Air Force	01/17/2026	81-66	W	12-4-1	13-8-1	0-1-1	DNP	23-9-3	6-1-1	2-2-1	11-6-2	0-2-0	14-1-4
San Jose St.	01/20/2026	87-54	W	8-3-1	6-10-1	0-1-2	DNP	19-3-2	9-0-1	12-5-4	4-3-2	3-7-0	12-2-7
at New Mexico	01/24/2026	73-80	L	0-0-1	16-11-1	0-0-0	2-0-3	20-8-1	0-1-0	2-7-0	16-8-0	0-1-0	13-1-4
Grand Canyon	01/27/2026	66-60	Wot	18-4-1	6-6-2	DNP	11-5-4	8-6-5	0-1-0	2-1-0	4-2-0	3-4-0	5-4-1
UNLV	01/30/2026	89-76	W	3-1-0	22-11-2	0-0-1	5-1-3	32-4-2	0-0-0	8-2-0	9-4-4	3-0-0	4-2-8
at Boise St.	02/03/2026	87-91	Lot	1-2-2	17-9-0	0-0-0	2-0-3	35-4-2	0-0-0	0-0-0	8-2-2	0-0-0	24-2-4
Fresno St.	02/07/2026	69-59	W	0-0-2	10-8-0	0-1-1	11-4-5	15-5-3	0-0-0	8-9-1	15-4-0	3-7-0	5-1-2



2025-26 Nevada Men's Basketball Points-rebounds-assists All games

Page 2/2
as of Feb 10, 2026

Opponent	Date	Score		21	24	50
				ARMOTRADIN	BAUDREAU,C	CROLEY,ETH
Louisiana Tech	11/04/2025	77-50	W	6-6-1	2-0-0	DNP
Pacific	11/08/2025	78-77	W	11-15-0	DNP	DNP
Southern Ill.	11/12/2025	86-81	Wot	11-5-0	DNP	DNP
at Santa Clara	11/15/2025	83-98	L	7-2-2	DNP	DNP
UC Davis	11/18/2025	71-75	L	4-3-0	DNP	DNP
UC Santa Barbara	11/22/2025	77-64	W	2-3-0	DNP	0-0-0
vs Washington	11/27/2025	66-83	L	2-2-0	DNP	2-0-0
vs San Francisco	11/28/2025	81-65	W	DNP	DNP	11-10-0
UC San Diego	12/02/2025	76-70	W	DNP	DNP	3-5-0
at Washington St.	12/07/2025	78-64	W	DNP	DNP	DNP
Duquesne	12/13/2025	78-75	W	DNP	DNP	4-1-0
Boise St.	12/20/2025	81-66	W	DNP	DNP	0-0-0
at Colorado St.	12/30/2025	75-62	W	DNP	DNP	2-0-0
at Fresno St.	01/03/2026	66-65	W	DNP	DNP	0-0-0
San Diego St.	01/06/2026	68-73	L	DNP	DNP	1-0-0
Wyoming	01/10/2026	92-83	W	DNP	DNP	0-0-0
at Utah St.	01/14/2026	62-71	L	DNP	DNP	2-2-0
at Air Force	01/17/2026	81-66	W	DNP	DNP	DNP
San Jose St.	01/20/2026	87-54	W	DNP	2-1-0	0-0-0
at New Mexico	01/24/2026	73-80	L	DNP	DNP	DNP
Grand Canyon	01/27/2026	66-60	Wot	DNP	DNP	DNP
UNLV	01/30/2026	89-76	W	DNP	DNP	DNP
at Boise St.	02/03/2026	87-91	Lot	DNP	DNP	0-0-0
Fresno St.	02/07/2026	69-59	W	2-1-0	DNP	DNP

NEVADA TEAM HIGHS



2025-26 Nevada Men's Basketball Team High/Low Analysis All games

Page 1/4
as of Feb 10, 2026

Nevada - Game Highs

POINTS	92	Wyoming (01/10/2026)
	89	UNLV (01/30/2026)
	87	at Boise St. (02/03/2026)
	87	San Jose St. (01/20/2026)
	86	Southern Ill. (11/12/2025)
FIELD GOALS MADE	32	at Boise St. (02/03/2026)
	31	Wyoming (01/10/2026)
FIELD GOAL ATTEMPTS	78	Southern Ill. (11/12/2025)
	65	at Boise St. (02/03/2026)
FIELD GOAL PERCENTAGE	.608 (31-51)	Wyoming (01/10/2026)
	.580 (29-50)	UNLV (01/30/2026)
3 PT FG MADE	12	San Jose St. (01/20/2026)
	10	at Boise St. (02/03/2026)
	10	Wyoming (01/10/2026)
	10	at Washington St. (12/07/2025)
3 PT FG ATTEMPTS	33	Southern Ill. (11/12/2025)
	28	San Diego St. (01/06/2026)
3 PT FG PERCENTAGE	.625 (10-16)	Wyoming (01/10/2026)
	.571 (12-21)	San Jose St. (01/20/2026)
	.571 (8-14)	UNLV (01/30/2026)
FREE THROWS MADE	27	Boise St. (12/20/2025)
	26	UC Santa Barbara (11/22/2025)
FREE THROW ATTEMPTS	39	Pacific (11/08/2025)
	34	Boise St. (12/20/2025)
FREE THROW PERCENTAGE	.905 (19-21)	at Air Force (01/17/2026)
	.900 (18-20)	San Diego St. (01/06/2026)
REBOUNDS	52	Southern Ill. (11/12/2025)
	49	Pacific (11/08/2025)
ASSISTS	21	San Jose St. (01/20/2026)
	21	Wyoming (01/10/2026)
STEALS	11	UC Santa Barbara (11/22/2025)
	10	UC Davis (11/18/2025)
BLOCKED SHOTS	8	Pacific (11/08/2025)
	7	at New Mexico (01/24/2026)
	7	at Fresno St. (01/03/2026)
	7	vs Washington (N) (11/27/2025)
TURNOVERS	17	UC Davis (11/18/2025)
	15	at Air Force (01/17/2026)
FOULS	25	at Boise St. (02/03/2026)
	23	at New Mexico (01/24/2026)
	23	Boise St. (12/20/2025)

OPP. TEAM HIGHS



2025-26 Nevada Men's Basketball Team High/Low Analysis All games

Page 2/4
as of Feb 10, 2026

Opponent - Game Highs

POINTS	98	at Santa Clara (11/15/2025)
	91	at Boise St. (02/03/2026)
	83	Wyoming (01/10/2026)
	83	vs Washington (N) (11/27/2025)
	81	Southern Ill. (11/12/2025)
FIELD GOALS MADE	38	at Santa Clara (11/15/2025)
	29	Southern Ill. (11/12/2025)
FIELD GOAL ATTEMPTS	69	UC San Diego (12/02/2025)
	66	Southern Ill. (11/12/2025)
FIELD GOAL PERCENTAGE	.623 (38-61)	at Santa Clara (11/15/2025)
	.520 (26-50)	Wyoming (01/10/2026)
3 PT FG MADE	15	Pacific (11/08/2025)
	14	at Air Force (01/17/2026)
3 PT FG ATTEMPTS	33	Duquesne (12/13/2025)
	33	Pacific (11/08/2025)
3 PT FG PERCENTAGE	.571 (8-14)	vs Washington (N) (11/27/2025)
	.480 (12-25)	at Santa Clara (11/15/2025)
FREE THROWS MADE	27	at Boise St. (02/03/2026)
	27	vs Washington (N) (11/27/2025)
FREE THROW ATTEMPTS	36	vs Washington (N) (11/27/2025)
	35	at Boise St. (02/03/2026)
FREE THROW PERCENTAGE	1.000 (6-6)	at Air Force (01/17/2026)
	.900 (18-20)	Duquesne (12/13/2025)
REBOUNDS	49	Southern Ill. (11/12/2025)
	44	vs Washington (N) (11/27/2025)
ASSISTS	27	at Santa Clara (11/15/2025)
	18	San Diego St. (01/06/2026)
STEALS	9	at Utah St. (01/14/2026)
	8	UC Davis (11/18/2025)
	8	at Santa Clara (11/15/2025)
BLOCKED SHOTS	11	at Santa Clara (11/15/2025)
	8	Grand Canyon (01/27/2026)
	8	at Utah St. (01/14/2026)
	8	at Colorado St. (12/30/2025)
	8	Louisiana Tech (11/04/2025)
TURNOVERS	20	UC Davis (11/18/2025)
	15	Grand Canyon (01/27/2026)
	15	at Fresno St. (01/03/2026)
	15	vs San Francisco (N) (11/28/2025)
	15	UC Santa Barbara (11/22/2025)
FOULS	31	Pacific (11/08/2025)
	26	Southern Ill. (11/12/2025)

NEVADA TEAM LOWS



2025-26 Nevada Men's Basketball Team High/Low Analysis All games

Page 3/4
as of Feb 10, 2026

Nevada - Game Lows

POINTS	62		at Utah St. (01/14/2026)
	66		Grand Canyon (01/27/2026)
	66		at Fresno St. (01/03/2026)
	66		vs Washington (N) (11/27/2025)
	68		San Diego St. (01/06/2026)
FIELD GOALS MADE	21		Grand Canyon (01/27/2026)
	21		at Utah St. (01/14/2026)
	21		San Diego St. (01/06/2026)
	21		UC Davis (11/18/2025)
FIELD GOAL ATTEMPTS	45		Boise St. (12/20/2025)
	48		UC Santa Barbara (11/22/2025)
FIELD GOAL PERCENTAGE	.328	(21-64)	Grand Canyon (01/27/2026)
	.344	(21-61)	at Utah St. (01/14/2026)
3 PT FG MADE	4		Boise St. (12/20/2025)
	4		Duquesne (12/13/2025)
	4		Pacific (11/08/2025)
3 PT FG ATTEMPTS	9		Boise St. (12/20/2025)
	10		Duquesne (12/13/2025)
3 PT FG PERCENTAGE	.242	(8-33)	Southern Ill. (11/12/2025)
	.250	(6-24)	Fresno St. (02/07/2026)
FREE THROWS MADE	12		at Fresno St. (01/03/2026)
	13		at Boise St. (02/03/2026)
	13		at Utah St. (01/14/2026)
	13		UC San Diego (12/02/2025)
FREE THROW ATTEMPTS	17		at Utah St. (01/14/2026)
	18		at Fresno St. (01/03/2026)
	18		vs San Francisco (N) (11/28/2025)
FREE THROW PERCENTAGE	.591	(13-22)	UC San Diego (12/02/2025)
	.615	(24-39)	Pacific (11/08/2025)
REBOUNDS	23		Boise St. (12/20/2025)
	25		at Boise St. (02/03/2026)
ASSISTS	8		at Washington St. (12/07/2025)
	9		at Colorado St. (12/30/2025)
STEALS	2		Wyoming (01/10/2026)
	3		UC San Diego (12/02/2025)
	3		vs Washington (N) (11/27/2025)
BLOCKED SHOTS	1		at Boise St. (02/03/2026)
	1		San Diego St. (01/06/2026)
TURNOVERS	4		vs San Francisco (N) (11/28/2025)
	4		Southern Ill. (11/12/2025)
FOULS	10		UNLV (01/30/2026)
	11		San Jose St. (01/20/2026)

OPP. TEAM LOWS



2025-26 Nevada Men's Basketball Team High/Low Analysis All games

Page 4/4
as of Feb 10, 2026

Opponent - Game Lows

POINTS	50		Louisiana Tech (11/04/2025)
	54		San Jose St. (01/20/2026)
	59		Fresno St. (02/07/2026)
	60		Grand Canyon (01/27/2026)
	62		at Colorado St. (12/30/2025)
FIELD GOALS MADE	18		Louisiana Tech (11/04/2025)
	19		Fresno St. (02/07/2026)
	19		San Jose St. (01/20/2026)
	19		at Colorado St. (12/30/2025)
	19		vs San Francisco (N) (11/28/2025)
FIELD GOAL ATTEMPTS	45		Boise St. (12/20/2025)
	45		UC Davis (11/18/2025)
FIELD GOAL PERCENTAGE	.328	(19-58)	San Jose St. (01/20/2026)
	.358	(19-53)	Fresno St. (02/07/2026)
3 PT FG MADE	3		Louisiana Tech (11/04/2025)
	4		Grand Canyon (01/27/2026)
	4		San Jose St. (01/20/2026)
	4		San Diego St. (01/06/2026)
	4		Southern Ill. (11/12/2025)
3 PT FG ATTEMPTS	14		vs Washington (N) (11/27/2025)
	17		San Diego St. (01/06/2026)
	17		Southern Ill. (11/12/2025)
3 PT FG PERCENTAGE	.136	(3-22)	Louisiana Tech (11/04/2025)
	.167	(4-24)	San Jose St. (01/20/2026)
FREE THROWS MADE	6		at Air Force (01/17/2026)
	8		UC San Diego (12/02/2025)
FREE THROW ATTEMPTS	6		at Air Force (01/17/2026)
	11		UNLV (01/30/2026)
	11		at Fresno St. (01/03/2026)
	11		UC San Diego (12/02/2025)
FREE THROW PERCENTAGE	.613	(19-31)	Boise St. (12/20/2025)
	.621	(18-29)	at Colorado St. (12/30/2025)
REBOUNDS	21		at Air Force (01/17/2026)
	22		Wyoming (01/10/2026)
ASSISTS	6		San Jose St. (01/20/2026)
	8		Grand Canyon (01/27/2026)
	8		UC San Diego (12/02/2025)
STEALS	1		Fresno St. (02/07/2026)
	1		Southern Ill. (11/12/2025)
BLOCKED SHOTS	0		Fresno St. (02/07/2026)
	0		San Jose St. (01/20/2026)
	0		at Fresno St. (01/03/2026)
	0		Boise St. (12/20/2025)
TURNOVERS	4		UC San Diego (12/02/2025)
	6		Wyoming (01/10/2026)
FOULS	16		at New Mexico (01/24/2026)
	16		at Fresno St. (01/03/2026)

NEVADA PLAYER HIGHS



2025-26 Nevada Men's Basketball
Player Highs Analysis
All games

Page 1/4
as of Feb 10, 2026

Nevada - Individual Game Highs

POINTS	35		Corey Camper Jr. at Boise St. (02/03/2026)
	32		Corey Camper Jr. vs UNLV (01/30/2026)
	31		Corey Camper Jr. vs Wyoming (01/10/2026)
	27		Corey Camper Jr. vs UC Santa Barbara (11/22/2025)
	24		Tayshawn Comer at Boise St. (02/03/2026)
	24		Tayshawn Comer vs Boise St. (12/20/2025)
	24		Tayshawn Comer at Washington St. (12/07/2025)
FIELD GOALS MADE	14		Corey Camper Jr. at Boise St. (02/03/2026)
	11		Corey Camper Jr. vs UNLV (01/30/2026)
FIELD GOAL ATTEMPTS	22		Corey Camper Jr. at Boise St. (02/03/2026)
	18		Tayshawn Comer vs Southern Ill. (11/12/2025)
FIELD GOAL PERCENTAGE (min 5 made)	.875	(7-8)	Elijah Price vs Wyoming (01/10/2026)
	.833	(5-6)	Vaughn Weems vs UC San Diego (12/02/2025)
	.833	(5-6)	Peyton White vs UC Davis (11/18/2025)
3 PT FG MADE	5		Corey Camper Jr. at Boise St. (02/03/2026)
	5		Corey Camper Jr. vs UNLV (01/30/2026)
	5		Corey Camper Jr. vs Wyoming (01/10/2026)
	5		Chuck Bailey III vs Louisiana Tech (11/04/2025)
3 PT FG ATTEMPTS	10		Corey Camper Jr. at Boise St. (02/03/2026)
	9		Tayshawn Comer vs San Diego St. (01/06/2026)
3 PT FG PERCENTAGE (min 2 made)	1.000	(4-4)	Chuck Bailey III vs Grand Canyon (01/27/2026)
	1.000	(2-2)	Kaleb Lowery vs UNLV (01/30/2026)
	1.000	(2-2)	Tayshawn Comer at Air Force (01/17/2026)
	1.000	(2-2)	Peyton White vs San Francisco (N) (11/28/2025)
FREE THROWS MADE	14		Elijah Price vs UNLV (01/30/2026)
	13		Tayshawn Comer vs Boise St. (12/20/2025)
FREE THROW ATTEMPTS	15		Elijah Price vs UNLV (01/30/2026)
	14		Tayshawn Comer vs Boise St. (12/20/2025)
	14		Tayshawn Comer vs Southern Ill. (11/12/2025)
FREE THROW PERCENTAGE (min 3 made)	1.000	(6-6)	Tayshawn Comer at New Mexico (01/24/2026)
	1.000	(6-6)	Elijah Price at Washington St. (12/07/2025)
	1.000	(5-5)	Elijah Price vs San Francisco (N) (11/28/2025)
	1.000	(5-5)	Joel Armotrading vs Southern Ill. (11/12/2025)
	1.000	(4-4)	Vaughn Weems vs Fresno St. (02/07/2026)
	1.000	(4-4)	Tyler Rollison vs Fresno St. (02/07/2026)
	1.000	(4-4)	Corey Camper Jr. at New Mexico (01/24/2026)
	1.000	(4-4)	Peyton White vs San Jose St. (01/20/2026)
	1.000	(4-4)	Elijah Price vs San Jose St. (01/20/2026)
	1.000	(4-4)	Corey Camper Jr. at Air Force (01/17/2026)
	1.000	(4-4)	Vaughn Weems vs Wyoming (01/10/2026)
	1.000	(4-4)	Tayshawn Comer vs San Diego St. (01/06/2026)
	1.000	(4-4)	Chuck Bailey III at Colorado St. (12/30/2025)
	1.000	(4-4)	Amire Robinson vs Boise St. (12/20/2025)
	1.000	(4-4)	Peyton White at Washington St. (12/07/2025)
	1.000	(4-4)	Tyler Rollison vs UC Santa Barbara (11/22/2025)
	1.000	(4-4)	Corey Camper Jr. at Santa Clara (11/15/2025)
	1.000	(4-4)	Tayshawn Comer vs Louisiana Tech (11/04/2025)
	1.000	(3-3)	Tayshawn Comer at Boise St. (02/03/2026)
	1.000	(3-3)	Vaughn Weems at Colorado St. (12/30/2025)
REBOUNDS	19		Elijah Price vs Southern Ill. (11/12/2025)
	15		Joel Armotrading vs Pacific (11/08/2025)
ASSISTS	10		Tayshawn Comer vs Wyoming (01/10/2026)
	8		Tayshawn Comer vs UNLV (01/30/2026)



2025-26 Nevada Men's Basketball
Player Highs Analysis
All games

Page 2/4
as of Feb 10, 2026

Nevada - Individual Game Highs

STEALS	4		Elijah Price vs San Diego St. (01/06/2026)
	4		Elijah Price at Fresno St. (01/03/2026)
	4		Corey Camper Jr. vs UC Davis (11/18/2025)
BLOCKED SHOTS	6		Elijah Price at New Mexico (01/24/2026)
	5		Elijah Price vs Washington (N) (11/27/2025)
TURNOVERS	5		Elijah Price at Air Force (01/17/2026)
	4		Elijah Price at Boise St. (02/03/2026)
	4		Tayshawn Comer at Utah St. (01/14/2026)
	4		Elijah Price at Utah St. (01/14/2026)
	4		Tayshawn Comer vs San Diego St. (01/06/2026)
FOULS	5		Elijah Price vs Fresno St. (02/07/2026)
	5		Elijah Price vs Grand Canyon (01/27/2026)
	5		Tayshawn Comer at New Mexico (01/24/2026)
	5		Kaleb Lowery at Utah St. (01/14/2026)

OPP. PLAYER HIGHS



2025-26 Nevada Men's Basketball Player Highs Analysis All games

Page 3/4
as of Feb 10, 2026

Opponent - Individual Game Highs

POINTS	27	Nasir Meyer vs Wyoming (01/10/2026)
	27	Christian Hammond at Santa Clara (11/15/2025)
	26	Dra Gibbs-Lawhorn vs UNLV (01/30/2026)
	26	Mason Falslev at Utah St. (01/14/2026)
	26	Nils Cooper vs UC Davis (11/18/2025)
FIELD GOALS MADE	11	Christian Hammond at Santa Clara (11/15/2025)
	10	Dra Gibbs-Lawhorn vs UNLV (01/30/2026)
	10	Quel'Ron House vs Southern Ill. (11/12/2025)
FIELD GOAL ATTEMPTS	21	Quel'Ron House vs Southern Ill. (11/12/2025)
	19	Jaden Henley vs Grand Canyon (01/27/2026)
	19	Jake Heidbreder at Fresno St. (01/03/2026)
FIELD GOAL PERCENTAGE (min 5 made)	1.000	(6-6) Franck Kepnang vs Washington (N) (11/27/2025)
	1.000	(5-5) Dominic Parolin at Boise St. (02/03/2026)
	1.000	(5-5) Miles Heide vs San Diego St. (01/06/2026)
3 PT FG MADE	6	Lucas Hobin at Air Force (01/17/2026)
	6	Elias Ralph vs Pacific (11/08/2025)
3 PT FG ATTEMPTS	11	Lucas Hobin at Air Force (01/17/2026)
	9	Dra Gibbs-Lawhorn vs UNLV (01/30/2026)
	9	Jake Hall at New Mexico (01/24/2026)
	9	Jake Heidbreder at Fresno St. (01/03/2026)
	9	Elias Ralph vs Pacific (11/08/2025)
3 PT FG PERCENTAGE (min 2 made)	1.000	(2-2) Khaden Bennett vs Wyoming (01/10/2026)
	1.000	(2-2) Mookie Cook vs San Francisco (N) (11/28/2025)
	1.000	(2-2) Bukky Oboye at Santa Clara (11/15/2025)
	1.000	(2-2) Alexis Marmolejos vs Pacific (11/08/2025)
FREE THROWS MADE	11	Dominic Parolin vs Boise St. (12/20/2025)
	11	Wesley Yates III vs Washington (N) (11/27/2025)
FREE THROW ATTEMPTS	14	Dominic Parolin vs Boise St. (12/20/2025)
	13	Wesley Yates III vs Washington (N) (11/27/2025)
FREE THROW PERCENTAGE (min 3 made)	1.000	(9-9) Javan Buchanan at Boise St. (02/03/2026)
	1.000	(6-6) Mason Falslev at Utah St. (01/14/2026)
	1.000	(6-6) MJ Collins at Utah St. (01/14/2026)
	1.000	(6-6) Maximus Edwards vs Duquesne (12/13/2025)
	1.000	(6-6) Connor Sevilla vs UC Davis (11/18/2025)
	1.000	(5-5) Tomislav Buljan at New Mexico (01/24/2026)
	1.000	(5-5) Junjie Wang vs San Francisco (N) (11/28/2025)
	1.000	(4-4) Deyton Albury at New Mexico (01/24/2026)
	1.000	(4-4) Wesley Celichowski at Air Force (01/17/2026)
	1.000	(4-4) Emeli Yalaho at Washington St. (12/07/2025)
	1.000	(4-4) JJ Mandaquit vs Washington (N) (11/27/2025)
	1.000	(4-4) Bukky Oboye at Santa Clara (11/15/2025)
	1.000	(4-4) Davion Sykes vs Southern Ill. (11/12/2025)
	1.000	(3-3) DeShawn Gory at Fresno St. (01/03/2026)
	1.000	(3-3) Carey Booth at Colorado St. (12/30/2025)
REBOUNDS	15	Tomislav Buljan at New Mexico (01/24/2026)
	13	Jaden Henley vs Grand Canyon (01/27/2026)
ASSISTS	11	Jaden Clayton vs Pacific (11/08/2025)
	7	Zaon Collins at Fresno St. (01/03/2026)
	7	Quel'Ron House vs Southern Ill. (11/12/2025)



2025-26 Nevada Men's Basketball Player Highs Analysis All games

Page 4/4
as of Feb 10, 2026

Opponent - Individual Game Highs

STEALS	4	Wesley Yates III vs Washington (N) (11/27/2025)
	3	Drake Allen at Utah St. (01/14/2026)
	3	BJ Davis vs San Diego St. (01/06/2026)
	3	Jase Butler at Colorado St. (12/30/2025)
	3	Nils Cooper vs UC Davis (11/18/2025)
	3	Marcus Wilson vs UC Davis (11/18/2025)
	3	Brenton Knapper at Santa Clara (11/15/2025)
	3	Will Allen vs Louisiana Tech (11/04/2025)
BLOCKED SHOTS	7	Bukky Oboye at Santa Clara (11/15/2025)
	6	Carey Booth at Colorado St. (12/30/2025)
TURNOVERS	4	Jaden Henley vs Grand Canyon (01/27/2026)
	4	Makaih Williams vs Grand Canyon (01/27/2026)
	4	AJ Patterson at Air Force (01/17/2026)
	4	Zaon Collins at Fresno St. (01/03/2026)
	4	Wilson Jacques at Fresno St. (01/03/2026)
	4	Tarence Gulnyard vs Duquesne (12/13/2025)
	4	Hosana Kitenge vs UC Santa Barbara (11/22/2025)
	4	Niko Rocak vs UC Davis (11/18/2025)
	4	Marcus Wilson vs UC Davis (11/18/2025)
FOULS	5	Wilson Jacques vs Fresno St. (02/07/2026)
	5	Emmanuel Stephen vs UNLV (01/30/2026)
	5	Makaih Williams vs Grand Canyon (01/27/2026)
	5	David Dixon vs Duquesne (12/13/2025)
	5	Ace Glass III at Washington St. (12/07/2025)
	5	Ryan Beasley vs San Francisco (N) (11/28/2025)
	5	Isalah Stafford vs Southern Ill. (11/12/2025)
	5	Quel'Ron House vs Southern Ill. (11/12/2025)
	5	Justin Rochelin vs Pacific (11/08/2025)

BOX SCORES

UC Davis (4-1,0-D Big West) -vs- Nevada (3-2,0-D Mountain West) 11/18/25 at Lander Events Center, Reno, NV

Date: 11/18/25
Time: 7:00 PM
Attendance: 6,857
Site: Lander Events Center, Reno, NV
Referee: Tim Steward, Brian McHugh, Vance Harris

Score By Period	1	2	Total
UC Davis	39	42	75
Nevada	39	38	77

UC Davis 75

#	Player	GS	MIN	FG	3PT	FT	ORE-DRB	REB	PF	A	TO	BLK	STL	PTS
36	Cooper,Mia	*	30	8-10	7-9	7-9	0-4	4	3	4	3	0	3	26
02	Wilson,Marcus	*	28	5-8	2-3	3-5	0-3	3	1	2	4	1	3	15
04	Sevilla,Connor	*	26	2-7	2-5	6-6	0-1	1	2	0	1	0	1	12
07	Roca,Niko	*	25	1-3	1-2	3-4	0-5	5	4	1	4	0	0	6
21	Suberovic,Devin	*	14	1-4	0-3	0-0	0-0	0	1	1	0	0	2	2
20	Chappell,Jashai	*	30	2-4	3-4	0-0	1-5	6	2	1	1	0	0	6
00	Fogburn,Brayden		20	2-5	1-9	0-1	0-3	3	3	4	2	0	1	5
05	Stokes,Jalen		15	1-1	0-0	1-2	1-0	1	1	0	2	0	0	3
14	Amidi,Abdullah		7	0-2	0-2	0-0	0-1	1	0	0	1	0	0	0
13	Noudjidi,Jonathan		4	0-1	0-0	0-0	1-0	1	2	1	0	0	0	0
08	Kawins,Chase		1	0-0	0-0	0-0	0-0	0	1	0	0	0	0	0
TM TEAM			0	0-0	0-0	0-0	1-2	3	0	0	1	0	0	0
Totals			200	22-45	11-26	20-27	4-24	28	20	14	20	1	0	75

Team Summary	FG	3PT	FT
First Half	10-22 45.45 %	4-11 36.36 %	9-13 69.23 %
Second Half	12-23 52.17 %	7-15 46.67 %	11-14 78.57 %
Total	22-45 48.9 %	11-26 42.3 %	20-27 74.1 %

Technical Fouls: none Second Chance Points: 3 Score Tied: 17 time(s) Points in the Paint: 18 Fast Break Points: 19
Lead Changed: 12 time(s) Points off Turnovers: 28 Bench Points: 14 Largest Lead: 0 0

Nevada 71

#	Player	GS	MIN	FG	3PT	FT	ORE-DRB	REB	PF	A	TO	BLK	STL	PTS
01	Price,Elijah	*	36	9-9	0-0	9-12	2-4	6	3	2	1	1	0	15
04	Camper Jr.,Cory	*	23	4-10	2-7	2-2	0-3	3	2	1	0	0	4	12
12	Comer,Tykeawn	*	30	2-9	1-3	6-6	0-5	5	4	4	3	0	2	10
21	Armontrading,Joel	*	21	2-6	0-0	0-0	1-2	3	3	0	3	1	0	4
00	Bailey III,Chuck	*	19	1-4	0-3	1-1	1-0	1	4	3	1	0	1	3
17	White,Peyton		24	5-6	4-5	1-2	1-3	4	2	1	2	0	1	15
07	Weems,Vaughn		21	4-5	1-1	2-9	1-3	4	1	0	2	1	1	11
05	Robinson,Amir		11	0-0	0-0	1-3	0-1	1	1	0	0	0	0	1
03	Robins,Tyler		16	0-3	0-1	0-0	0-1	1	2	3	0	0	0	0
TM TEAM			0	0-0	0-0	0-0	3-1	4	0	0	2	0	0	0
Totals			200	21-53	6-20	21-29	9-23	32	22	14	17	9	10	71

Team Summary	FG	3PT	FT
First Half	13-27 48.14 %	2-7 28.57 %	9-14 64.29 %
Second Half	10-26 38.46 %	4-13 30.77 %	12-15 80.00 %
Total	23-53 43.6 %	6-20 30.0 %	21-29 72.4 %

Technical Fouls: none Second Chance Points: 4 Score Tied: 17 time(s) Points in the Paint: 24 Fast Break Points: 19
Lead Changed: 12 time(s) Points off Turnovers: 14 Bench Points: 27 Largest Lead: 0 0

Nevada (4-3,D-D Mountain West) -vs- Washington (5-1,D-D Big Ten) 11/27/25 at Acrisure Arena, Palm Desert, CA

Date: 11/27/25
Time: 1:30 PM
Site: Acrisure Arena, Palm Desert, CA
Referee: Michael Irving, Skeem Lehigh, Chance Moore

Score By Period	1	2	Total
Nevada	28	38	66
Washington	34	49	83

Nevada 66

#	Player	GS	MIN	FG	3PT	FT	ORE-DRB	REB	PF	A	TO	BLK	STL	PTS
12	Comer,Tykeawn	*	28	6-11	1-2	3-4	0-2	2	3	5	2	0	2	16
01	Price,Elijah	*	33	3-8	1-1	5-6	3-5	8	2	0	1	5	0	12
04	Comer Jr.,Cory	*	30	1-9	0-2	3-4	1-2	3	2	2	2	0	0	5
00	Bailey III,Chuck	*	20	2-10	1-2	0-0	0-2	2	4	0	0	0	0	5
21	Armontrading,Joel	*	6	1-1	0-0	0-0	0-2	0	2	0	0	0	0	2
07	Weems,Vaughn		15	3-5	1-1	2-2	1-1	2	1	0	1	1	0	9
17	White,Peyton		18	1-2	0-1	2-2	2-1	3	1	0	0	0	0	4
03	Robins,Tyler		19	1-6	0-1	1-3	0-0	0	3	2	1	0	1	3
05	Robinson,Amir		11	1-1	1-1	0-0	0-2	2	0	1	0	0	0	3
02	Walker,Hyies		9	1-2	1-2	0-0	0-1	1	1	1	1	0	0	3
06	Lowery,Kaleb		11	1-4	0-1	0-0	1-2	3	4	0	0	1	0	2
50	Croley,Ethan		3	1-1	0-0	0-2	0-0	0	1	0	0	0	0	2
10	Coleman,Jarrah		2	0-0	0-0	0-0	0-0	0	0	0	0	0	0	0
TM TEAM			0	0-0	0-0	0-0	1-1	2	0	0	0	1	0	0
Totals			200	22-59	6-14	16-22	9-21	30	22	11	9	7	3	66

Team Summary	FG	3PT	FT
First Half	10-21 47.6 %	2-7 28.57 %	6-6 100.0 %
Second Half	12-38 31.6 %	4-7 57.14 %	10-16 62.5 %
Total	22-59 37.3 %	6-14 42.9 %	16-22 72.7 %

Technical Fouls: none Second Chance Points: 11 Score Tied: 6 time(s) Points in the Paint: 22 Fast Break Points: 6
Lead Changed: 8 time(s) Points off Turnovers: 16 Bench Points: 26 Largest Lead: 0 0

Washington 83

#	Player	GS	MIN	FG	3PT	FT	ORE-DRB	REB	PF	A	TO	BLK	STL	PTS
09	Yates III,Wesley	*	39	6-13	4-8	11-13	2-2	4	2	3	2	0	4	25
05	Diallo,Zeem	*	36	5-9	1-1	8-9	2-4	6	2	5	3	0	0	19
11	Kapono,Fruck	*	24	6-6	0-0	3-6	2-3	5	2	0	2	4	1	15
00	Peterson,Quimari	*	28	5-8	3-4	0-0	1-5	6	4	1	0	0	0	13
01	Claude,Damond	*	29	1-9	0-1	0-0	1-2	3	1	1	3	0	0	2
23	Mandaguit,JI		22	0-1	0-0	4-4	0-5	3	3	6	2	0	0	4
04	Rendner,Jair		10	2-3	0-0	0-0	2-3	5	2	0	0	0	0	4
24	Sommerville,Lathan		12	0-6	0-0	1-4	2-6	8	1	1	0	0	0	1
TM TEAM			0	0-0	0-0	0-0	1-1	2	0	0	2	0	0	0
Totals			200	24-55	6-14	27-36	13-31	44	17	17	14	4	5	83

Team Summary	FG	3PT	FT
First Half	13-30 43.3 %	2-6 33.33 %	10-16 62.5 %
Second Half	11-25 44.0 %	4-8 50.0 %	17-20 85.0 %
Total	24-55 43.6 %	6-14 42.9 %	27-36 75.0 %

Technical Fouls: none Second Chance Points: 11 Score Tied: 6 time(s) Points in the Paint: 30 Fast Break Points: 9
Lead Changed: 8 time(s) Points off Turnovers: 11 Bench Points: 9 Largest Lead: 0 0

UC Santa Barbara (3-2,0-D Big West) -vs- Nevada (4-2,D-D Mountain West) 11/22/25 at Lander Events Center, Reno, NV

Date: 11/22/25
Time: 2:00 PM
Attendance: 7,340
Site: Lander Events Center, Reno, NV
Referee: Jeffrey Anderson, D.J. Carmona, Keith Kimble

Score By Period	1	2	Total
UC Santa Barbara	28	36	64
Nevada	32	45	77

UC Santa Barbara 64

#	Player	GS	MIN	FG	3PT	FT	ORE-DRB	REB	PF	A	TO	BLK	STL	PTS
01	Little,Miro	*	36	9-6	2-4	6-6	1-5	6	2	4	3	1	1	13
34	Kibanga,Hosana	*	18	5-7	0-0	2-6	0-0	0	4	1	4	2	1	12
20	Mohoney,Aldon	*	31	4-16	2-8	0-0	1-1	2	2	4	1	0	1	10
07	Smith,Cole	*	24	1-8	1-6	3-4	1-2	3	2	0	1	0	0	6
10	Fontenot II,Joan	*	22	1-2	0-0	2-3	0-4	4	1	1	3	0	1	4
24	Sensley,Zion		20	3-7	1-3	0-0	0-3	3	2	0	1	0	0	7
09	Shaw,CJ		16	1-1	0-0	2-2	0-1	4	0	1	1	0	0	4
04	McGhee IV,Marvin		13	1-2	1-2	0-0	0-1	1	1	0	0	1	0	3
29	Simons,Michele		9	1-2	0-1	1-2	0-1	1	3	0	1	0	1	3
12	Hopkins,Evan		12	1-1	0-0	0-0	0-0	0	3	0	0	0	1	2
TM TEAM			0	0-0	0-0	0-0	4-2	6	0	0	0	0	0	0
Totals			200	21-52	7-24	15-23	10-20	30	20	11	15	4	0	64

Team Summary	FG	3PT	FT
First Half	10-26 38.46 %	4-11 36.36 %	6-9 66.66 %
Second Half	11-26 42.31 %	4-13 30.77 %	10-14 71.43 %
Total	21-52 40.4 %	7-24 29.2 %	16-23 69.6 %

Technical Fouls: none Second Chance Points: 15 Score Tied: 1 time(s) Points in the Paint: 24 Fast Break Points: 6
Lead Changed: 2 time(s) Points off Turnovers: 7 Bench Points: 19 Largest Lead: 0 0

Nevada 77

#	Player	GS	MIN	FG	3PT	FT	ORE-DRB	REB	PF	A	TO	BLK	STL	PTS
04	Comer Jr.,Cory	*	32	9-14	4-7	6-6	1-1	2	1	3	0	1	1	27
01	Price,Elijah	*	30	4-6	2-4	6-7	2-6	8	1	0	0	0	1	14
12	Comer,Tykeawn	*	29	5-14	1-4	9-9	0-2	2	1	3	2	0	0	14
00	Bailey III,Chuck	*	23	3-5	0-0	2-3	0-7	7	1	4	2	1	0	8
21	Armontrading,Joel	*	28	0-1	0-0	2-2	1-2	3	5	0	9	1	1	2
03	Robins,Tyler		16	0-1	0-0	4-4	0-3	3	1	2	1	0	3	4
07	Weems,Vaughn		18	0-2	0-0	2-2	1-1	2	2	1	0	0	1	2
06	Lowery,Kaleb		10	0-0	0-0	2-2	0-1	1	3	0	2	0	0	0
17	White,Peyton		6	1-3	0-1	0-0	0-0	0	1	0	0	0	0	2
05	Robinson,Amir		4	1-2	0-1	0-0	0-1	1	0	0	0	0	0	2
02	Walker,Hyies		6	0-0	0-0	0-0	0-1	1	0	1	0	0	0	0
50	Croley,Ethan		4	0-0	0-0	0-0	0-0	0	3	0	2	0	0	0
10	Coleman,Jarrah		1	0-0	0-0	0-0	0-0	0	1	0	0	0	0	0
TM TEAM			0	0-0	0-0	0-0	2-3	5	0	0	1	0	0	0
Totals			200	23-48	5-15	25-30	7-28	36	20	14	15	6	11	77

Team Summary	FG	3PT	FT
First Half	12-28 42.86 %	4-11 36.36 %	6-7 85.71 %
Second Half	11-20 55.00 %	2-4 50.00 %	21-23 91.30 %
Total	23-48 47.9 %	6-15 40.0 %	27-30 90.0 %

Technical Fouls: none Second Chance Points: 24 Score Tied: 1 time(s) Points in the Paint: 30 Fast Break Points: 2

BOX SCORES

UC San Diego (7-1,0-0 Big West) vs- Nevada (6-3,0-0 Mountain West)
12/02/25 at Lawlor Events Center, Reno, NV

Date: 12/02/25
Time: 7:00 PM
Attendance: 7,211
Site: Lawlor Events Center, Reno, NV
Referee: Nate Harris, Amy Bonner, Brian McIntire

Score By Period	1	2	Total
UC San Diego	27	49	76
Nevada	36	41	76

UC San Diego 76

#	Player	GS	MIN	FG	3PT	FT	ORB-DRB	REB	PF	A	T	BK	STL	PTS
08	Berth,Leo	*	31	7-13	1-4	2-2	0-2	2	4	0	0	1	1	17
05	Prospero II,Emanuel	*	26	6-13	0-1	0-0	1-4	5	4	1	0	0	2	12
09	Berth,Leo	*	31	5-13	1-3	0-2	4-1	5	1	3	1	0	3	11
20	Burke,Aidan	*	30	2-9	2-7	2-2	0-3	3	3	1	0	0	1	8
07	Deardoff,Bol	*	24	9-6	0-0	2-2	1-2	3	0	3	0	0	0	8
00	Mayes,Hudson		21	2-6	0-0	2-3	2-7	9	0	0	2	1	0	6
10	Chokdu,Alex		19	2-5	2-5	0-0	1-1	2	4	0	0	0	0	6
23	Johnson,Trap		10	1-2	0-1	0-0	1-1	2	2	0	0	0	0	2
04	Pendleton,Cade		6	0-2	0-2	0-0	0-2	2	1	0	0	0	0	0
TM	TEAM		0	0-0	0-0	0-0	3-0	3	0	0	1	0	0	0
Totals			-	200	28-69	6-23	6-11	18-23	36	19	4	2	5	70

Team Summary	FG	3PT	FT
First Half	11-32 34.38 %	1-10 10.00 %	4-6 66.67 %
Second Half	17-37 45.95 %	5-13 38.46 %	4-6 66.67 %
Total	28-69 40.6 %	6-23 26.1 %	8-11 72.7 %

Technical Fouls: none Second Chance Points: 18 Score Tied: 2 time(s) Points in the Paint: 44 Fast Break Points: 2
Lead Changed: 7 time(s) Points off Turnovers: 12 Bench Points: 14 Largest Lead: 0 0

Nevada 76

#	Player	GS	MIN	FG	3PT	FT	ORB-DRB	REB	PF	A	T	BK	STL	PTS
04	Comper Jr.,Corey	*	30	3-10	2-6	2-2	0-3	3	0	3	2	0	0	15
12	Comer,Tayshawn	*	28	4-8	2-4	2-3	0-2	2	2	6	1	0	0	12
01	Price,Eliab	*	26	4-11	1-2	0-4	5-5	8	3	1	0	0	8	9
00	Bailey III,Chuck	*	21	4-10	1-4	0-0	3-3	6	2	0	0	0	0	9
06	Lowery,Kaleb	*	16	1-1	0-0	0-0	0-1	1	1	1	0	1	0	2
17	White,Peyton		22	4-7	0-2	3-5	2-7	9	0	0	0	1	0	11
07	Weems,Vaughn		21	5-6	1-2	0-0	1-4	5	2	0	2	0	2	11
02	Walker,Myles		12	2-3	0-0	0-0	0-2	2	1	5	1	0	1	4
50	Croley,Ethan		18	1-4	0-0	1-2	3-2	5	0	0	0	1	0	3
03	Rollison,Tyler		12	0-0	0-0	0-0	0-0	0	1	3	1	0	0	0
TM TEAM			0	0-0	0-0	0-0	0-0	0	0	0	0	0	0	0
Totals			200	28-69	7-20	13-22	18-30	45	12	19	4	8	3	76

Team Summary	FG	3PT	FT
First Half	15-30 50.00 %	4-11 36.36 %	1-6 20.00 %
Second Half	13-39 33.33 %	3-9 33.33 %	12-17 70.59 %
Total	28-69 40.6 %	7-20 35.0 %	13-22 59.1 %

Technical Fouls: none Second Chance Points: 16 Score Tied: 2 time(s) Points in the Paint: 34 Fast Break Points: 18
Lead Changed: 7 time(s) Points off Turnovers: 7 Bench Points: 29 Largest Lead: 0 0



Official Basketball Box Score - Final
Nevada at Washington St.
12/02/25 Lawlor Events Center, Reno, NV
12/02/25 Start Sheet

Game Time 2:00 PM
Game Duration 1:59
Attendance 7,211

Officiates: Tony Phillips, Randy McCall, Michael Johnson

Rebounds - 78

NO.	Name	FG	3P	FT	Rebounds	Fouls	TP	AS	TO	ST	Blocks	PTS					
1	Eliab Price	F 34:00	4-10	1-2	6-6	3	5	6	2	6	15	0	2	16			
6	Kaleb Lowery	F 15:53	0-1	0-1	0-0	1	1	2	4	1	0	0	0	5			
0	Chuck Bailey III	G 34:37	5-11	1-2	1-2	3	3	6	2	12	1	1	1	12			
7	Vaughn Weems	G 18:56	1-3	0-1	2-2	1	2	3	4	2	4	1	1	0	5		
12	Tayshawn Comer	G 25:54	9-16	4-6	2-2	0	0	0	2	1	24	2	1	0	11		
17	Peyton White	26:39	1-7	1-3	4-4	0	2	2	1	2	7	1	0	0	1	11	
2	Myles Walker	08:01	0-3	0-0	0-0	1	2	3	1	0	0	2	1	1	0	2	
5	Amir Robinson	15:34	4-6	3-4	0-1	0	2	2	0	1	11	0	0	0	8		
3	Tyler Rollison	16:56	1-4	0-1	2-2	1	2	3	4	1	4	1	0	1	0	3	
10	Jeriah Coleman	03:28	0-0	0-0	1-2	1	0	1	0	2	1	0	0	0	0	4	
Team			3	2	5	0	0	0	0	0	0	0	0	0	0	0	
Totals			25-60	10-20	18-21	14	21	35	20	18	78	8	6	7	2	6	14

Shooting By Period	1st	2nd	3rd	4th	FT
1st FG%	10-20	35.7%			
2nd FG%	3-10	30.0%			
3rd FG%	9-11	81.8%			
4th FG%	15-32	46.9%			
5th FG%	7-10	70.0%			
6th FG%	25-60	41.7%			
7th FG%	19-21	90.5%			
8th FG%	10-20	50.0%			
9th FG%	15-21	71.4%			
10th FG%	15-21	71.4%			
11th FG%	15-21	71.4%			
12th FG%	15-21	71.4%			
13th FG%	15-21	71.4%			
14th FG%	15-21	71.4%			
15th FG%	15-21	71.4%			
16th FG%	15-21	71.4%			
17th FG%	15-21	71.4%			
18th FG%	15-21	71.4%			
19th FG%	15-21	71.4%			
20th FG%	15-21	71.4%			
21st FG%	15-21	71.4%			
22nd FG%	15-21	71.4%			
23rd FG%	15-21	71.4%			
24th FG%	15-21	71.4%			
25th FG%	15-21	71.4%			
26th FG%	15-21	71.4%			
27th FG%	15-21	71.4%			
28th FG%	15-21	71.4%			
29th FG%	15-21	71.4%			
30th FG%	15-21	71.4%			
31st FG%	15-21	71.4%			
32nd FG%	15-21	71.4%			
33rd FG%	15-21	71.4%			
34th FG%	15-21	71.4%			
35th FG%	15-21	71.4%			
36th FG%	15-21	71.4%			
37th FG%	15-21	71.4%			
38th FG%	15-21	71.4%			
39th FG%	15-21	71.4%			
40th FG%	15-21	71.4%			
41st FG%	15-21	71.4%			
42nd FG%	15-21	71.4%			
43rd FG%	15-21	71.4%			
44th FG%	15-21	71.4%			
45th FG%	15-21	71.4%			
46th FG%	15-21	71.4%			
47th FG%	15-21	71.4%			
48th FG%	15-21	71.4%			
49th FG%	15-21	71.4%			
50th FG%	15-21	71.4%			
51st FG%	15-21	71.4%			
52nd FG%	15-21	71.4%			
53rd FG%	15-21	71.4%			
54th FG%	15-21	71.4%			
55th FG%	15-21	71.4%			
56th FG%	15-21	71.4%			
57th FG%	15-21	71.4%			
58th FG%	15-21	71.4%			
59th FG%	15-21	71.4%			
60th FG%	15-21	71.4%			
61st FG%	15-21	71.4%			
62nd FG%	15-21	71.4%			
63rd FG%	15-21	71.4%			
64th FG%	15-21	71.4%			
65th FG%	15-21	71.4%			
66th FG%	15-21	71.4%			
67th FG%	15-21	71.4%			
68th FG%	15-21	71.4%			
69th FG%	15-21	71.4%			
70th FG%	15-21	71.4%			
71st FG%	15-21	71.4%			
72nd FG%	15-21	71.4%			
73rd FG%	15-21	71.4%			
74th FG%	15-21	71.4%			
75th FG%	15-21	71.4%			
76th FG%	15-21	71.4%			
77th FG%	15-21	71.4%			
78th FG%	15-21	71.4%			
79th FG%	15-21	71.4%			
80th FG%	15-21	71.4%			
81st FG%	15-21	71.4%			
82nd FG%	15-21	71.4%			
83rd FG%	15-21	71.4%			
84th FG%	15-21	71.4%			
85th FG%	15-21	71.4%			
86th FG%	15-21	71.4%			
87th FG%	15-21	71.4%			
88th FG%	15-21	71.4%			
89th FG%	15-21	71.4%			
90th FG%	15-21	71.4%			
91st FG%	15-21	71.4%			
92nd FG%	15-21	71.4%			
93rd FG%	15-21	71.4%			
94th FG%	15-21	71.4%			
95th FG%	15-21	71.4%			
96th FG%	15-21	71.4%			
97th FG%	15-21	71.4%			
98th FG%	15-21	71.4%			
99th FG%	15-21	71.4%			
100th FG%	15-21	71.4%			

Rebounds - 64

NO.	Name	Min	FG		3P	FT		Reb		Fouls		TP	AS	TO	ST	Blocks	PTS	a/-	Shooting By Period			
			M-A	%	M-A	%	OR	DR	FF	PF	FO								FB	BS	BA	1st
2	Eemell Yalava	F 28:46	3-8	1-3	4-4	3	4	7	3	2	11	2	3	1	0	0	9		1st <td>FG</td> <td>3P</td> <td>FT</td>	FG	3P	FT
15	Rihards Vavars	F 28:29	4-7	2-5	2-2	0	1	1	0	1	12	0	1	0	0	0	12		1st <td>FG</td> <td>3P</td> <td>FT</td>	FG	3P	FT
22	N Okator	F 25:08	1-3	0-0	3-4	3	5	8	4	5	0	5	1	1	0	0	5		2nd <td>FG</td> <td>3P</td> <td>FT</td>	FG	3P	FT
11	Jerome Morton	G 23:00	0-3	0-1	1-2	1	1	2	2	2	1	3	1	2	0	0	0		2nd <td>FG</td> <td>3P</td> <td>FT</td>	FG	3P	FT
21	Ace Glass	G 25:43	3-14	2-8	2-2	0	3	3	5	1	10	1	3	0	0	0	9		2nd <td>FG</td> <td>3P</td> <td>FT</td>	FG	3P	FT
3	Simon Hildebrandt	07:48	0-1	0-1	0-0	0	0	0	0	0	1	0	0	1	0	0	0		GM	FG	3P	FT
5	Tomas Thrane	26:58	7-10	1-2	5-8	2	5	1	7	23	1	0	0	1	1	4		GM	FG	3P	FT	
13	Adria Rodriguez	09:52	0-1	0-1	0-0	0	2	2	1	0	1	1	0	0	0	0	0		GM	FG	3P	FT
0	Emmanuel Upbo	15:12	0-1	0-1	0-0	0	0	0	2	1	0	0	2	0	0	0	0		GM	FG	3P	FT
10	Parker Garris	11:04	2-3	1-2	0-0	0	1	1	0	0	5	1	0	0	0	0	0		GM	FG	3P	FT
																			Dead End Rebound: 4,0			
Team			20-51		7-24	17-22	11	23	34	18	19	64	9	14	3	6	2	14				

Rebounds - 64

		NEV		WSU		Points from		NEV/WSU		Period by Period Scoring		
		17 (2 14 4:01)		8 (1 11:16)		Turnovers		14 10				
Best Scoring Run		7 (1 8:00)		8 (1 11:16)		Paint		22 26		NEV		
Lead Change						Second Chance		20 20		1st 2nd TOT		
Times Tied		0				Fast Breaks		4 11		NEV 31 47 78		
Time with Lead		21:36		11:24		Bench		23 26		WSU 32 32 64		

BOX SCORES



Official Basketball Box Score - Final
Nevada at Colorado St.
10/08/2025 Moby Arena, Fort Collins
19:00 MT Start Time

Game Team 7:00 PM
Game Duration 1:08
Attendance 4,387

Records - W9

Records 19-0 (2-0)

Colorado State Bears, Fort Collins, Andy O'Brien

NO.	Name	Min	FG	3P	FT	Rebounds	Fouls	TP	AS	TO	ST	Blocks	+/-
			M-A	M-A	M-A	OR DR TOT	PF					BS BA	
1	Eljah Price	30:56	1-8	0-0	5-8	2 8 10	2 5 7	0	1	2	3	5	20
6	Kaleb Lowery	F 17:41	3-4	1-2	0-0	1 1 2	4 0 7	2	0	0	0	2	0 3
0	Chuck Bailey III	G 29:14	4-6	3-4	4-4	1 3 4	4 2 15	0	2	0	0	0	21
7	Vaughn Weems	G 29:36	4-6	1-2	3-3	3 0 3	3 2 12	1	1	1	0	0	23
12	Tayshawn Comer	G 22:28	1-9	0-2	0-0	0 0 0	2 0 2	3	1	1	0	2	-4
2	Myles Walker	08:31	0-1	0-1	0-0	0 0 0	0 0 0	0	1	1	1	0	-3
3	Tyler Rollson	21:43	6-9	2-5	7-11	2 3 5	3 7 21	2	2	3	0	0	13
5	Amire Robinson	10:22	1-4	0-3	0-0	1 0 1	0 1 2	0	0	0	0	1	-10
17	Peyton White	17:58	1-4	1-3	4-5	0 0 0	2 2 7	0	0	0	0	0	12
10	Jeriah Coleman	07:42	0-0	0-0	0-0	0 3 3	0 0 0	0	0	0	0	0	-3
50	Ethan Croley	04:05	1-1	0-0	0-0	0 0 0	0 0 0	2	0	0	0	0	-7
Team						0 0 0	0 0 0	0	0	0	0	0	
Totals			22-52	9-22	23-31	10 24 34	20 19 75	9	8	8	5	8	13

Major Fouls: NONE

Colorado St. - W

Records 8-0 (2-0)

Major Fouls: NONE

NO.	Name	Min	FG	3P	FT	Rebounds	Fouls	TP	AS	TO	ST	Blocks	+/-
			M-A	M-A	M-A	OR DR TOT	PF					BS BA	
0	Carney Booth	F 28:17	2-7	0-1	3-3	3 7 10	2 1 7	0	1	0	0	5	2 -2
11	Augustinas Kludulas	F 25:36	3-7	0-0	2-8	4 3 7	3 6 8	1	0	0	1	1	-13
55	Jevin Muniz	F 33:24	6-11	1-4	2-4	1 4 5	3 2 15	2	1	1	0	1	-1
1	Josh Pascarelli	G 27:14	2-9	1-8	3-4	0 2 2	2 2 8	0	0	0	0	0	-19
2	Brandon Rechsteiner	G 30:21	5-9	4-7	0-0	0 2 2	2 2 14	3	1	0	0	0	-5
4	Jase Butler	23:56	0-4	0-4	5-6	2 3 5	2 4 5	2	3	3	1	0	-2
8	Jop McVey	06:44	0-1	0-0	0-0	0 0 0	0 0 0	0	0	0	0	1	-5
5	Jon Mekonnen	04:24	0-0	0-0	0-0	0 1 1	2 0 1	2	0	1	2	0	0
23	Nikola Dapic	13:51	1-1	0-0	1-2	1 0 1	3 2 3	2	1	0	0	0	-3
3	Damez Slater	06:13	0-2	0-0	0-0	0 2 2	2 1 0	0	0	1	0	0	-3
Team						1 1 2	0 0 0	0	1	0	0	0	
Totals			19-51	6-24	19-29	12 24 36	19 20 62	10	6	8	5	8	13

Major Fouls: NONE

Biggest Lead

14 (2nd 04:10) (1st 02:02)

Best Scoring Run

13 (2nd 01:01) (1st 02:04)

Lead Change

10

Times Tied

3

Time with Lead

33:06 06:10

Points from Turnovers

12 10

Points

26 24

Second Chance

21 16

Fast Breaks

6 8

Bench

32 10

Period by Period Scoring

1st 2nd TOT

16 37 53

1st 2nd TOT

16 37 53

1st 2nd TOT

16 37 53



Official Basketball Box Score - Final
Nevada at Fresno St.
01/03/2026 Moby Arena, Fresno
19:00 MT Start Time

Game Team 4:00 PM
Game Duration 1:08
Attendance 4,887

Records - W9

Records 19-0 (2-0)

Colorado State Bears, Fort Collins, Andy O'Brien

NO.	Name	Min	FG	3P	FT	Rebounds	Fouls	TP	AS	TO	ST	Blocks	+/-
			M-A	M-A	M-A	OR DR TOT	PF					BS BA	
1	Eljah Price	F 32:14	5-10	0-1	5-8	2 7 9	3 6 15	1	3	4	4	0	4
6	Kaleb Lowery	F 18:01	3-3	1-1	0-1	1 4 5	2 1 7	0	0	0	0	0	1
0	Chuck Bailey III	G 18:47	1-5	0-3	0-0	0 0 0	2 1 2	1	1	1	0	0	-1
7	Vaughn Weems	G 25:24	4-8	3-6	2-2	3 6 1	1 13	2	1	1	2	0	8
12	Tayshawn Comer	G 17:12	1-8	0-3	0-2	0 3 3	2 1 2	3	3	0	0	0	-4
2	Myles Walker	08:53	0-0	0-0	0-0	0 0 0	1 0 0	0	0	0	0	0	-4
3	Tyler Rollson	23:48	6-11	0-1	4-5	0 0 0	2 5 16	2	0	2	0	0	5
4	Corey Camper Jr.	22:59	2-7	1-3	1-2	2 1 3	0 1 6	1	1	1	1	0	0
17	Peyton White	19:45	1-1	1-1	0-0	1 0 1	1 0 3	1	0	0	0	0	0
10	Jeriah Coleman	06:31	1-1	0-0	0-0	0 0 0	1 0 2	0	0	0	0	0	0
5	Amire Robinson	05:11	0-2	0-2	0-0	0 1 1	0 0 0	0	0	0	0	0	0
50	Ethan Croley	01:15	0-0	0-0	0-0	0 0 0	0 0 0	0	0	0	0	0	-3
Team						0 1 1	0 0 0	0	0	0	0	0	
Totals			24-56	6-21	12-18	9 20 29	15 16 68	11	10	9	7	0	1

Major Fouls: NONE

Records 8-0 (2-0)

Records 19-0 (2-0)

Colorado State Bears, Fort Collins, Andy O'Brien

NO.	Name	Min	FG	3P	FT	Rebounds	Fouls	TP	AS	TO	ST	Blocks	+/-
			M-A	M-A	M-A	OR DR TOT	PF					BS BA	
35	DeShawn Gory	F 31:31	5-7	1-1	3-3	1 3 4	0 5 14	2	1	0	0	0	-3
16	Wilson Jacques	C 33:24	3-9	0-0	2-2	2 10 12	3 2 8	2	4	0	0	1	-2
3	Jake Hildebreder	G 38:20	9-19	5-9	2-2	2 10 12	3 2 8	2	4	0	0	1	-2
4	Corey Camper Jr.	G 24:54	3-5	2-4	0-0	1 2 3	0 8 1	1	2	0	0	0	0
10	Zamir Collins	G 35:18	4-8	0-1	1-2	0 4 4	3 2 8	7	4	1	0	1	-1
15	David Douglas Jr.	15:31	0-3	0-3	0-0	1 0 1	2 1 0	0	0	0	0	0	-6
9	Gaspar Kocivar	06:36	0-0	0-0	0-0	2 2 1	1 1 0	1	0	0	0	0	1
6	DJ Stickman	04:32	0-0	0-0	0-0	1 1 0	0 0 0	0	0	0	0	0	2
21	Bastien Rieber	09:54	0-3	0-1	1-2	1 0 1	2 2 1	0	1	1	0	0	0
5	Makhan Diouf	00:01	0-0	0-0	0-0	0 0 0	0 0 0	0	0	0	0	0	0
Team						2 4 0	0 0 0	0	0	0	0	0	
Totals			24-54	8-19	9-11	10 26 36	16 15 65	14	15	6	0	7	-1

Major Fouls: NONE

Biggest Lead

2 (1st 16:33) (2nd 17:33)

Best Scoring Run

16 (2nd 16:33) (2nd 17:33)

Lead Change

16

Times Tied

7

Time with Lead

03:07 32:40

Points from Turnovers

18 10

Points

30 28

Second Chance

13 11

Fast Breaks

5 8

Bench

27 1

Period by Period Scoring

1st 2nd TOT

16 30 46

1st 2nd TOT

16 30 46

1st 2nd TOT

16 30 46



Official Basketball Box Score - Final
Nevada at San Diego St. at Nevada
01/08/2026 Moby Arena, Reno
19:00 MT Start Time

Game Team 7:00 PM
Game Duration 1:08
Attendance 4,387

Records - W9

Records 19-0 (2-0)

Colorado State Bears, Fort Collins, Andy O'Brien

NO.	Name	Min	FG	3P	FT	Rebounds	Fouls	TP	AS	TO	ST	Blocks	+/-
			M-A	M-A	M-A	OR DR TOT	PF					BS BA	
25	Jeremiah Oden	F 10:55	0-1	0-0	1-1	0 1 1	1 0 0	0	1	0	0	0	-1
40	Miles Hilde	F 23:29	5-5	0-0	1-1	3 4 7	1 1 10	0	0	0	0	0	8
3	Elzie Harrington	G 10:18	0-0	0-0	2-2	0 0 0	2 2 2	2	1	0	0	0	-1
21	Miles Byrd	G 31:56	6-13	2-6	0-0	0 4 4	2 0 14	5	1	2	1	1	-2
39	Reese Dixon-Waters	G 27:53	5-9	0-2	0-0	1 3 4	2 3 10	0	0	2	0	1	-1
10	BJ Davis	27:22	2-8	0-4	6-7	3 1 7	2 4 10	4	1	3	0	0	10
0	Mason Gresh	16:32	3-3	1-1	0-0	1 4 5	4 0 7	0	1	0	1	0	1
5	Pharoah Compton	08:07	1-1	0-0	1-2	0 1 1	4 1 3	0	0	0	0	0	-4
4	Sean Newman Jr.	14:37	2-2	1-1	0-0	0 1 1	0 1 5	3	1	0	0	0	1
24	Taj DeCourville	19:34	3-9	0-2	4-5	3 3 6	1 4 10	2	2	0	0	0	11
8	Tae Simmons	07:17	1-3	0-0	0-2	0 0 0	2 1 2	1	0	1	0	0	3
Team						0 2 2	0 0 0	0	1	0	0	0	
Totals			28-54	4-17	13-19	12 26 38	19 17 73	13	7	5	1	5	

Major Fouls: NONE

Records 8-0

Records 19-0 (2-0)

Major Fouls: NONE

NO.	Name	Min	FG	3P	FT	Rebounds	Fouls	TP	AS	TO	ST	Blocks	+/-
			M-A	M-A	M-A	OR DR TOT	PF					BS BA	
1	Eljah Price	F 30:54	3-7	0-1	11-12	6 4 10	5	11	17	3	2	4	0 5
6	Kaleb Lowery	F 24:01	1-2	1-2	2-2	2 5 7		1	3	5	1	0	1 -3
9	Chuck Bailey III	G 31:04	5-13	3-6	0-0	1 1 2	2	10	13	3	0	1	0 2
10	Corey Camper Jr.	G 27:31	4-11	0-3	0-0	1 1 2	2	1	8	3	1	1	0 2
11	Corey Camper Jr.	G 27:31	4-11	0-3	0-0	1 1 2	2	1	8	3	1	1	0 2
13	Tyler Rollins	F 14:37	0-2	0-1	0-0	0 0 0	1	10	1	1	2	0	0 -10
17	Peyton White	11:55	1-2	0-1	0-0	0 1 1	1	1	2	0	1	0	0 -7
22	Myles Walker	10:28	1-3	1-2	0-0	0 3 3	0	0	3	1	0	0	0 -9
20	Jeriah Coleman	03:04	0-0	0-0	0-0	0 0 0	0	0	0	0	0	0	0 -4
5	Amirah Roberson	13:11	1-3	1-3	0-0	1 0 1	2	1	3	3	0	0	0 6
29	Ethan Crolley	05:44	0-1	0-0	1-2	1 0 1	0	0	0	0	0	0	0 -5
30	Team					1 2 3	0	0	0	0	0	0	0
total		21:59	8-29	16-20	13	18	31	17	19	98	17	9	1 5 -5

BOX SCORES



Official Basketball Box Score - Final
Nevada at Utah State
07/14/26 Des Moines Sportsplex, Las Vegas
2025-26 Men's Basketball

Game Time: 8:00 PM
Game Duration: 2:01
Attendance: 12,976

Officials: Earl Walton, Mark Ellis, Darryl Gosses

Records: 8-21													Records: 19-8 (9-0)												
NO.	Name	Min	FG M/A	3P M/A	FT M/A	Rebounds O/T	Fouls P/T	TP	AS	TO	ST	Blocks BS/BA	a/+												
1	Elijah Price	G 28:14	4-7	0-0	5-8	1	10	11	4	8	13	0	4	2	1	0	-3								
6	Kaleb Lowery	G 18:40	2-8	1-2	2-2	3	3	6	5	2	7	0	0	2	1	4	-1								
4	Corey Camper Jr.	G 36:18	5-13	4-7	0-0	1	4	5	2	1	14	2	1	2	0	1	-3								
7	Vaughn Weems	G 28:20	2-8	1-2	2-3	5	1	6	2	4	7	2	2	0	0	3	-11								
12	Tayshawn Comer	G 25:49	4-10	1-2	2-2	0	2	2	0	2	11	3	4	0	0	0	-4								
17	Peyton White	15:44	2-7	0-2	0-0	3	0	3	0	0	4	2	0	0	0	0	2								
50	Ethan Croley	11:25	1-1	0-0	0-0	1	1	2	1	0	2	0	0	0	0	0	-7								
2	Myles Walker	03:29	0-1	0-0	0-0	0	0	0	0	0	0	0	0	0	0	0	-5								
3	Tyler Rolison	17:25	1-5	0-1	2-2	0	0	0	1	1	4	2	1	1	0	0	-5								
5	Amir Robinson	06:24	0-0	0-0	0-0	0	1	1	2	0	0	0	0	0	0	0	-8								
0	Chuck Bailey III	05:13	0-1	0-0	0-0	0	1	1	0	0	0	0	0	0	0	0	-7								
Team						2	0	2	0	0	0	1													
Totals			21-51	7-16	13-17	16	23	39	17	18	62	11	14	7	2	8	-9								

Shooting By Period			
1st FG%	9-24	28.5%	
2nd FG%	2-8	25.0%	
3rd FG%	3-9	33.3%	
4th FG%	3-10	30.0%	
2nd FG%	12-27	44.4%	
3PT%	5-8	62.5%	
FT%	10-12	83.3%	
GM FG%	21-61	34.4%	
3PT%	7-16	43.8%	
FT%	13-17	76.5%	

Does Not Record 1, 0

Major Fouls: NONE

Utah State - 71													Records: 9-1 (8-0)																			
NO.	Name	Min	FG	3P	FT	Rebounds	Fouls	TP	AS	TO	ST	Blocks	BS	BA	+	-	1st	FG%	3P%	FT%	Rebounds	Fouls	TP	AS	TO	ST	Blocks	BS	BA	+	-	
32	Zach Keller	15:27	2-2	0-0	0-0	1	3	4	1	4	0	0	0	0	0	2																
35	Adrian Elamin	23:11	2-5	1-3	2-3	1	4	5	0	2	7	2	2	1	3	0	-4	3PT%	7-8	87.5%												
2	MJ Collins	32:54	3-9	2-8	6-6	0	2	2	1	3	14	1	2	0	0	0	12															
8	Drake Allen	27:37	0-6	0-2	3-4	0	5	5	3	2	3	5	1	3	2	0	8															
12	Mason Fatslev	38:56	9-14	2-4	6-6	2	3	5	2	6	28	3	1	2	0	1	9															
1	Elijah Penmyan	12:23	2-4	0-1	0-0	0	2	2	1	0	4	1	1	0	0	0	1															
7	Koby King	17:49	2-3	1-2	0-0	0	5	5	2	0	5	2	1	2	0	0	11															
11	Garry Clark	12:56	0-1	0-0	2-2	0	0	0	1	1	2	0	0	0	0	-3																
22	Karson Templin	19:08	2-5	1-1	1-3	3	2	5	4	2	6	2	1	1	3	1	9															
Team						0	1	1	0	0	0	1																				
Totals		22:49	7-21	20-24	7	27	34	18	17	71	16	11	9	8	2	9																

Shooting By Period													
1st FG	FG%	2nd	FG%	3rd	FG%	4th	FG%	OT	FG%	FT	FT%	3PT	3PT%
17	76.9%	14	76.9%	14	76.9%	14	76.9%	14	76.9%	14	76.9%	14	76.9%
2nd FG%: 13-28 46.4%													
3PT%: 3-10 30.0%													
GM FG%: 12-46 81.9%													
FT%: 12-15 80.0%													
3PT%: 20-24 83.3%													
Dead Ball Rebounds: 4													

Major Fouls: NONE

NEV			USU			Points from			NEV			USU			Period by Period Scoring			
Biggest lead	4 (2 nd 12:37)	11 (2 nd 02:21)	Turnovers	19	21	Paint	24	20	1st	2nd	3rd	4th						
Best Scoring Run	11 (2 nd 08:19)	10 (2 nd 03:37)	Second Chance	9	8	NEV	23	29	29	42	71							
Lead Changes	12		Fast Breaks	10	16	USU	29	42	71									
Times Tied	7		Bench	10	17													
Time with Lead	00:32	31:12																



Official Basketball Box Score - Final
New Mexico at Nevada
01/24/26 The PL Albuquerque, NM
2025-26 Men's Basketball

Game Time: 7:00 PM
Game Duration: 2:01
Attendance: 7,302

Officials: Michael Hood, Mason Gray, Dwayne Auer

New Mexico - 84													Records: 8-13 (1-2)																																																																																																																																																																																																																																																																																																																																																																																																																																																																																																																																																																																																																																																																																																																																																																																																																																																																																																																																																																																																																																																																																																																																																																																																																																																																																																																																											
NO.	Name	Min	FG	3P	FT	Rebounds	Fouls	TP	AS	TO	ST	Blocks	Shooting By Period																																																																																																																																																																																																																																																																																																																																																																																																																																																																																																																																																																																																																																																																																																																																																																																																																																																																																																																																																																																																																																																																																																																																																																																																																																																																																																																																											
													1st FG	1st 3P	1st FT	1st Rebs	1st Fouls	1st TP	1st AS	1st TO	1st ST	1st Blocks	2nd FG	2nd 3P	2nd FT	2nd Rebs	2nd Fouls	2nd TP	2nd AS	2nd TO	2nd ST	2nd Blocks	3rd FG	3rd 3P	3rd FT	3rd Rebs	3rd Fouls	3rd TP	3rd AS	3rd TO	3rd ST	3rd Blocks	4th FG	4th 3P	4th FT	4th Rebs	4th Fouls	4th TP	4th AS	4th TO	4th ST	4th Blocks	5th FG	5th 3P	5th FT	5th Rebs	5th Fouls	5th TP	5th AS	5th TO	5th ST	5th Blocks	6th FG	6th 3P	6th FT	6th Rebs	6th Fouls	6th TP	6th AS	6th TO	6th ST	6th Blocks	7th FG	7th 3P	7th FT	7th Rebs	7th Fouls	7th TP	7th AS	7th TO	7th ST	7th Blocks	8th FG	8th 3P	8th FT	8th Rebs	8th Fouls	8th TP	8th AS	8th TO	8th ST	8th Blocks	9th FG	9th 3P	9th FT	9th Rebs	9th Fouls	9th TP	9th AS	9th TO	9th ST	9th Blocks	10th FG	10th 3P	10th FT	10th Rebs	10th Fouls	10th TP	10th AS	10th TO	10th ST	10th Blocks	11th FG	11th 3P	11th FT	11th Rebs	11th Fouls	11th TP	11th AS	11th TO	11th ST	11th Blocks	12th FG	12th 3P	12th FT	12th Rebs	12th Fouls	12th TP	12th AS	12th TO	12th ST	12th Blocks	13th FG	13th 3P	13th FT	13th Rebs	13th Fouls	13th TP	13th AS	13th TO	13th ST	13th Blocks	14th FG	14th 3P	14th FT	14th Rebs	14th Fouls	14th TP	14th AS	14th TO	14th ST	14th Blocks	15th FG	15th 3P	15th FT	15th Rebs	15th Fouls	15th TP	15th AS	15th TO	15th ST	15th Blocks	16th FG	16th 3P	16th FT	16th Rebs	16th Fouls	16th TP	16th AS	16th TO	16th ST	16th Blocks	17th FG	17th 3P	17th FT	17th Rebs	17th Fouls	17th TP	17th AS	17th TO	17th ST	17th Blocks	18th FG	18th 3P	18th FT	18th Rebs	18th Fouls	18th TP	18th AS	18th TO	18th ST	18th Blocks	19th FG	19th 3P	19th FT	19th Rebs	19th Fouls	19th TP	19th AS	19th TO	19th ST	19th Blocks	20th FG	20th 3P	20th FT	20th Rebs	20th Fouls	20th TP	20th AS	20th TO	20th ST	20th Blocks	21st FG	21st 3P	21st FT	21st Rebs	21st Fouls	21st TP	21st AS	21st TO	21st ST	21st Blocks	22nd FG	22nd 3P	22nd FT	22nd Rebs	22nd Fouls	22nd TP	22nd AS	22nd TO	22nd ST	22nd Blocks	23rd FG	23rd 3P	23rd FT	23rd Rebs	23rd Fouls	23rd TP	23rd AS	23rd TO	23rd ST	23rd Blocks	24th FG	24th 3P	24th FT	24th Rebs	24th Fouls	24th TP	24th AS	24th TO	24th ST	24th Blocks	25th FG	25th 3P	25th FT	25th Rebs	25th Fouls	25th TP	25th AS	25th TO	25th ST	25th Blocks	26th FG	26th 3P	26th FT	26th Rebs	26th Fouls	26th TP	26th AS	26th TO	26th ST	26th Blocks	27th FG	27th 3P	27th FT	27th Rebs	27th Fouls	27th TP	27th AS	27th TO	27th ST	27th Blocks	28th FG	28th 3P	28th FT	28th Rebs	28th Fouls	28th TP	28th AS	28th TO	28th ST	28th Blocks	29th FG	29th 3P	29th FT	29th Rebs	29th Fouls	29th TP	29th AS	29th TO	29th ST	29th Blocks	30th FG	30th 3P	30th FT	30th Rebs	30th Fouls	30th TP	30th AS	30th TO	30th ST	30th Blocks	31st FG	31st 3P	31st FT	31st Rebs	31st Fouls	31st TP	31st AS	31st TO	31st ST	31st Blocks	32nd FG	32nd 3P	32nd FT	32nd Rebs	32nd Fouls	32nd TP	32nd AS	32nd TO	32nd ST	32nd Blocks	33rd FG	33rd 3P	33rd FT	33rd Rebs	33rd Fouls	33rd TP	33rd AS	33rd TO	33rd ST	33rd Blocks	34th FG	34th 3P	34th FT	34th Rebs	34th Fouls	34th TP	34th AS	34th TO	34th ST	34th Blocks	35th FG	35th 3P	35th FT	35th Rebs	35th Fouls	35th TP	35th AS	35th TO	35th ST	35th Blocks	36th FG	36th 3P	36th FT	36th Rebs	36th Fouls	36th TP	36th AS	36th TO	36th ST	36th Blocks	37th FG	37th 3P	37th FT	37th Rebs	37th Fouls	37th TP	37th AS	37th TO	37th ST	37th Blocks	38th FG	38th 3P	38th FT	38th Rebs	38th Fouls	38th TP	38th AS	38th TO	38th ST	38th Blocks	39th FG	39th 3P	39th FT	39th Rebs	39th Fouls	39th TP	39th AS	39th TO	39th ST	39th Blocks	40th FG	40th 3P	40th FT	40th Rebs	40th Fouls	40th TP	40th AS	40th TO	40th ST	40th Blocks	41st FG	41st 3P	41st FT	41st Rebs	41st Fouls	41st TP	41st AS	41st TO	41st ST	41st Blocks	42nd FG	42nd 3P	42nd FT	42nd Rebs	42nd Fouls	42nd TP	42nd AS	42nd TO	42nd ST	42nd Blocks	43rd FG	43rd 3P	43rd FT	43rd Rebs	43rd Fouls	43rd TP	43rd AS	43rd TO	43rd ST	43rd Blocks	44th FG	44th 3P	44th FT	44th Rebs	44th Fouls	44th TP	44th AS	44th TO	44th ST	44th Blocks	45th FG	45th 3P	45th FT	45th Rebs	45th Fouls	45th TP	45th AS	45th TO	45th ST	45th Blocks	46th FG	46th 3P	46th FT	46th Rebs	46th Fouls	46th TP	46th AS	46th TO	46th ST	46th Blocks	47th FG	47th 3P	47th FT	47th Rebs	47th Fouls	47th TP	47th AS	47th TO	47th ST	47th Blocks	48th FG	48th 3P	48th FT	48th Rebs	48th Fouls	48th TP	48th AS	48th TO	48th ST	48th Blocks	49th FG	49th 3P	49th FT	49th Rebs	49th Fouls	49th TP	49th AS	49th TO	49th ST	49th Blocks	50th FG	50th 3P	50th FT	50th Rebs	50th Fouls	50th TP	50th AS	50th TO	50th ST	50th Blocks	51st FG	51st 3P	51st FT	51st Rebs	51st Fouls	51st TP	51st AS	51st TO	51st ST	51st Blocks	52nd FG	52nd 3P	52nd FT	52nd Rebs	52nd Fouls	52nd TP	52nd AS	52nd TO	52nd ST	52nd Blocks	53rd FG	53rd 3P	53rd FT	53rd Rebs	53rd Fouls	53rd TP	53rd AS	53rd TO	53rd ST	53rd Blocks	54th FG	54th 3P	54th FT	54th Rebs	54th Fouls	54th TP	54th AS	54th TO	54th ST	54th Blocks	55th FG	55th 3P	55th FT	55th Rebs	55th Fouls	55th TP	55th AS	55th TO	55th ST	55th Blocks	56th FG	56th 3P	56th FT	56th Rebs	56th Fouls	56th TP	56th AS	56th TO	56th ST	56th Blocks	57th FG	57th 3P	57th FT	57th Rebs	57th Fouls	57th TP	57th AS	57th TO	57th ST	57th Blocks	58th FG	58th 3P	58th FT	58th Rebs	58th Fouls	58th TP	58th AS	58th TO	58th ST	58th Blocks	59th FG	59th 3P	59th FT	59th Rebs	59th Fouls	59th TP	59th AS	59th TO	59th ST	59th Blocks	60th FG	60th 3P	60th FT	60th Rebs	60th Fouls	60th TP	60th AS	60th TO	60th ST	60th Blocks	61st FG	61st 3P	61st FT	61st Rebs	61st Fouls	61st TP	61st AS	61st TO	61st ST	61st Blocks	62nd FG	62nd 3P	62nd FT	62nd Rebs	62nd Fouls	62nd TP	62nd AS	62nd TO	62nd ST	62nd Blocks	63rd FG	63rd 3P	63rd FT	63rd Rebs	63rd Fouls	63rd TP	63rd AS	63rd TO	63rd ST	63rd Blocks	64th FG	64th 3P	64th FT	64th Rebs	64th Fouls	64th TP	64th AS	64th TO	64th ST	64th Blocks	65th FG	65th 3P	65th FT	65th Rebs	65th Fouls	65th TP	65th AS	65th TO	65th ST	65th Blocks	66th FG	66th 3P	66th FT	66th Rebs	66th Fouls	66th TP	66th AS	66th TO	66th ST	66th Blocks	67th FG	67th 3P	67th FT	67th Rebs	67th Fouls	67th TP	67th AS	67th TO	67th ST	67th Blocks	68th FG	68th 3P	68th FT	68th Rebs	68th Fouls	68th TP	68th AS	68th TO	68th ST	68th Blocks	69th FG	69th 3P	69th FT	69th Rebs	69th Fouls	69th TP	69th AS	69th TO	69th ST	69th Blocks	70th FG	70th 3P	70th FT	70th Rebs	70th Fouls	70th TP	70th AS	70th TO	70th ST	70th Blocks	71st FG	71st 3P	71st FT	71st Rebs	71st Fouls	71st TP	71st AS	71st TO	71st ST	71st Blocks	72nd FG	72nd 3P	72nd FT	72nd Rebs	72nd Fouls	72nd TP	72nd AS	72nd TO	72nd ST	72nd Blocks	73rd FG	73rd 3P	73rd FT	73rd Rebs	73rd Fouls	73rd TP	73rd AS	73rd TO	73rd ST	73rd Blocks	74th FG	74th 3P	74th FT	74th Rebs	74th Fouls	74th TP	74th AS	74th TO	74th ST	74th Blocks	75th FG	75th 3P	75th FT	75th Rebs	75th Fouls	75th TP	75th AS	75th TO	75th ST	75th Blocks	76th FG	76th 3P	76th FT	76th Rebs	76th Fouls	76th TP	76th AS	76th TO	76th ST	76th Blocks	77th FG	77th 3P	77th FT	77th Rebs	77th Fouls	77th TP	77th AS	77th TO	77th ST	77th Blocks	78th FG	78th 3P	78th FT	78th Rebs	78th Fouls	78th TP	78th AS	78th TO	78th ST	78th Blocks	79th FG	79th 3P	79th FT	79th Rebs	79th Fouls	79th TP	79th AS	79th TO	79th ST	79th Blocks	80th FG	80th 3P	80th FT	80th Rebs	80th Fouls	80th TP	80th AS	80th TO	80th ST	80th Blocks	81st FG	81st 3P	81st FT	81st Rebs	81st Fouls	81st TP	81st AS	81st TO	81st ST	81st Blocks	82nd FG	82nd 3P	82nd FT	82nd Rebs	82nd Fouls	82nd TP	82nd AS	82nd TO	82nd ST	82nd Blocks	83rd FG	83rd 3P	83rd FT	83rd Rebs	83rd Fouls	83rd TP	83rd AS	83rd TO	83rd ST	83rd Blocks	84th FG	84th 3P	84th FT	84th Rebs	84th Fouls	84th TP	84th AS	84th TO	84th ST	84th Blocks	85th FG	85th 3P	85th FT	85th Rebs	85th Fouls	85th TP	85th AS	85th TO	85th ST	85th Blocks	86th FG	86th 3P	86th FT	86th Rebs	86th Fouls	86th TP	86th AS	86th TO	86th ST	86th Blocks	87th FG	87th 3P	87th FT	87th Rebs	87th Fouls	87th TP	87th AS	87th TO	87th ST	87th Blocks	88th FG	88th 3P	88th FT	88th Rebs	88th Fouls	88th TP	88th AS	88th TO	88th ST	88th Blocks	89th FG	89th 3P	89th FT	89th Rebs	89th Fouls	89th TP	89th AS	89th TO	89th ST	89th Blocks	90th FG	89th 3P	89th FT	89th Rebs	89th Fouls	89th TP	89th AS	89th TO	89th ST	89th Blocks	91st FG	89th 3P	89th FT	89th Rebs	89th Fouls	89th TP	89th AS	89th TO	89th ST	89th Blocks	92nd FG	89th 3P	89th FT	89th Rebs	89th Fouls	89th TP	89th AS	89th TO	89th ST	89th Blocks	93rd FG	89th 3P	89th FT	89th Rebs	89th Fouls	89th TP	89th AS	89th TO	89th ST	89th Blocks	94th FG	89th 3P	89th FT	89th Rebs	89th Fouls	89th TP	89th AS	89th TO	89th ST	89th Blocks	95th FG	89th 3P	89th FT	89th Rebs	89th Fouls	89th TP	89th AS	89th TO	89th ST	89th Blocks	96th FG	89th 3P	89th FT	89th Rebs	89th Fouls	89th TP	89th AS	89th TO	89th ST	89th Blocks	97th FG	89th 3P	89th FT	89th Rebs	89th Fouls	89th TP	89th AS	89th TO	89th ST	89th Blocks	98th FG	89th 3P	89th FT	89th Rebs	89th Fouls	89th TP	89th AS	89th TO	89th ST	89th Blocks	99th FG	89th 3P	89th FT	89th Rebs	89th Fouls	89th TP	89th AS	89th TO	89th ST	89th Blocks	100th FG	89th 3P	89th FT	89th Rebs	89th Fouls	89th TP	89th AS	89th TO	89th ST	89th Blocks	101st FG	89th 3P	89th FT	89th Rebs	89th Fouls	89th TP	89th AS	89th TO	89th ST	89th Blocks	102nd FG	89th 3P	89th FT	89th Rebs	89th Fouls	89th TP	89th AS	89th TO	89th ST	89th Blocks	103rd FG	89th 3P	89th FT	89th Rebs	89th Fouls	89th TP	89th AS	89th TO	89th ST	89th Blocks	104th FG	89th 3P	89th FT	89th Rebs	89th Fouls	89th TP	89th AS	89th TO	89th ST	89th Blocks	105th FG	89th 3P	89th FT	89th Rebs	89th Fouls	89th TP	89th AS	89th TO	89th ST	89th Blocks	106th FG	89th 3P	89th FT	89th Rebs	89th Fouls	89th TP	89th AS	89th TO	89th ST	89th Blocks	107th FG	89th 3P	89th FT	89th Rebs	89th Fouls	89th TP	89th AS	89th TO	89th ST	89th Blocks	108th FG	89th 3P	89th FT	89th Rebs	89th Fouls	89th TP	89th AS	89th TO	89th ST	89th Blocks	109th FG	89th 3P	89th FT	89th Rebs	89th Fouls	89th TP	89th AS	89th TO	89th ST	89th Blocks	110th FG	89th 3P	89th FT	89th Rebs	89th Fouls	89th TP	89th AS	89th TO	89th ST	89th Blocks	111th FG	89th 3P	89th FT	89th Rebs	89th Fouls	89th TP	89th AS	89th TO	89th ST	89th Blocks	112th FG	89th 3P	89th FT	89th Rebs	89th Fouls	89th TP	89th AS	89th TO	89th ST	89th Blocks	113th FG	89th 3P	89th FT	89th Rebs	89th Fouls	89th TP	89th AS	89th TO	89th ST	89th Blocks	114th FG	89th 3P	89th FT	89th Rebs	89th Fouls	89th TP	89th AS	89th TO	89th ST	89th Blocks	115th FG	89th 3P	89th FT	89th Rebs	89th Fouls	89th TP	89th AS	89th TO	89th ST	89th Blocks	116th FG	89th 3P	89th FT	89th Rebs	89th Fouls	89th TP	89th AS	89th TO	89th ST	89th Blocks	117th FG	89th 3P	89th FT	89th Rebs	89th Fouls	89th TP	89th AS	89th TO	89th ST	89th Blocks	118th FG	89th 3P	89th FT	89th Rebs	89th Fouls	89th TP	89th AS	89th TO	89th ST	89th Blocks	119th FG	89th 3P	89th FT	89th Rebs	89th Fouls	89th TP	89th AS	89th TO	89th ST	89th Blocks	120th FG	89th 3P	89th FT	89th Rebs	89th Fouls	89th TP	89th AS	89th TO	89th ST	89th Blocks	121st FG	89th 3P	89th FT	89th Rebs	89th Fouls	89th TP	89th AS	89th TO	89th ST	89th Blocks	122nd FG	89th 3P	89th FT	89th Rebs	89th Fouls	89th TP	89th AS	89th TO	89th ST	89th Blocks	123rd FG	89th 3P	89th FT	89th Rebs	89th Fouls	89th TP	89th AS	89th TO	89th ST	89th Blocks	124th FG	89th 3P	89th FT	89th Rebs	89th Fouls	89th TP	89th AS	89th TO	89th ST	89th Blocks	125th FG	89th 3P	89th FT	89th Rebs	89th Fouls	89th TP	89th AS	89th TO	89th ST	89th Blocks	126th FG	89th 3P	89th FT	89th Rebs	89th Fouls	89th TP	89th AS	89th TO	89th ST	89th Blocks	127th FG	89th 3P	89th FT	89th Rebs	89th Fouls	89th TP	89th AS	89th TO	89th ST	89th Blocks	128th FG	89th 3P	89th FT	89th Rebs	89th Fouls	89th TP	89th AS	89th TO	89th ST	89th Blocks	129th FG	89th 3P	89th FT	89th Rebs	89th Fouls	89th TP	89th AS	89th TO	89th ST	89th Blocks	130th FG	89th 3P

Major Fouls: NONE

Records: 14-6 (8-3)		Records: 14-6 (8-3)																																																																																																																																																																																																																																																																																																																																																																																																																																																																																																																																																																																																																																																																																																																																																																																																																																																																																																																																																																																																																																																																																																																																																																																																																																																																																																																							
NO.	Name	Min	FG	3P	FT	Rebounds	Fouls	TP	AS	TO	ST	Blocks	BS	BA	+	-	Shooting By Period																																																																																																																																																																																																																																																																																																																																																																																																																																																																																																																																																																																																																																																																																																																																																																																																																																																																																																																																																																																																																																																																																																																																																																																																																																																																																																								
			M	A	M	A											1st	FG	3P	FT	Rebounds	Fouls	TP	AS	TO	ST	Blocks	BS	BA	+	-	2nd	FG	3P	FT	Rebounds	Fouls	TP	AS	TO	ST	Blocks	BS	BA	+	-																																																																																																																																																																																																																																																																																																																																																																																																																																																																																																																																																																																																																																																																																																																																																																																																																																																																																																																																																																																																																																																																																																																																																																																																																																																																											
1	Elijah Price	27:32	1-5	0-0	4-4	0	10	10	2	5	6	1	1	0	4	0	12																																																																																																																																																																																																																																																																																																																																																																																																																																																																																																																																																																																																																																																																																																																																																																																																																																																																																																																																																																																																																																																																																																																																																																																																																																																																																																								</

BOX SCORES



Official Basketball Box Score - Final
Grand Canyon at Nevada
01/27/26 Lawlor Events Center, Reno
2025-26 Men's Basketball

Game Time: 7:30 PM
Game Duration: 2:23
Attendance: 8,728

Officials: Michael Irving, Kevin Britt, Amy Bonner

Grand Canyon - 60

Record: 13-7 (3-3)

NO.	Name	Min	FG M-A	3P M-A	FT M-A	Rebounds OR DR TOT	Fouls PF FD	TP	AS	TO	ST	Blocks BS BA	+/-
31	Nana Owusu-Anane	F 38:38	3-10	1-6	0-0	0 3 3	3 0 7	0	2	2	4	1 2	-7
17	Ele Demirel	C 37:00	7-8	0-0	0-0	4 6 10	4 3 14	0	1	1	2	1 -7	
2	Makah Williams	G 43:22	3-12	1-5	6-7	0 1 1	5 5 13	2	4	1	1 1	1 -1	
8	Dusty Stromer	G 43:58	4-7	0-3	0-1	0 4 4	3 2 8	3	3	1	0 0	-6	
10	Jaughn Henley	G 43:48	5-19	2-8	4-7	1 12 13	2 5 16	2	4	2	0 0	-2	
14	Dennis Evans	08:00	1-1	0-0	0-0	1 2 3	0 0 2	0	0	0	1 0	1	
9	Evan Boisdur	03:52	0-1	0-1	0-0	0 0 0	1 0 0	0	0	0	0 0	-11	
32	Wilhelm Breidenbach	06:23	0-0	0-0	0-0	0 1 1	1 0 0	0	1	0	0 0	-8	
Team						2 6 8	0 0	0	1	0	0 0		
Totals			23-58	4-23	10-15	8 35 43	19 15 60	8	15	7	8 3	-6	

Major Fouls: NONE

Dead Ball Rebounds: 3.0

Nevada - 66

Record: 15-6 (7-3)

NO.	Name	Min	FG M-A	3P M-A	FT M-A	Rebounds OR DR TOT	Fouls PF FD	TP	AS	TO	ST	Blocks BS BA	+/-
1	Eljah Price	F 24:15	2-8	0-1	2-3	2 4 6	5 4 6	2	3	0	1 2	2	
6	Kaleb Lowery	F 16:34	1-4	0-2	0-0	0 0 1	1 0 0	2	0	1	0 0	-21	
4	Corey Camper Jr.	G 38:29	3-13	0-1	2-6	1 5 6	0 4 8	5	1	2	0 1	5	
7	Vaughn Weems	G 14:17	2-4	0-1	0-0	0 2 2	0 0 4	0	2	1	0 0	-3	
12	Tayshawn Comer	G 22:59	1-9	1-2	2-2	2 2 4	1 3 5	1	0	0	0 3	-7	
3	Tyler Rolison	G 23:12	1-7	0-1	9-11	0 5 5	1 5 11	4	0	3	0 2	17	
17	Peyton White	28:46	3-7	2-5	1-2	2 1 3	1 1 9	0	0	0	0 0	27	
5	Amire Robinson	06:54	0-0	0-0	0-0	0 1 1	1 0 0	0	0	0	0 0	-4	
0	Chuck Bailey III	29:13	7-10	4-4	0-0	1 3 4	3 1 18	1	1	1	0 0	13	
10	Jeriah Coleman	20:41	1-2	0-0	1-2	2 2 4	2 1 3	0	0	0	2 0	5	
Team						3 3 6	0 0	0	1				
Totals			21-64	7-17	17-26	13 29 42	15 19 66	13	9	8	3 8	6	

Major Fouls: NONE

Dead Ball Rebounds: 4.0

		GCU	NEVADA			Points from Turnovers	GCU	NEVADA
Biggest lead		10 (1 st 12:15)	7 (1 st 07:14)	Period by Period Scoring		1st 2nd OT1 TOT		
Best Scoring Run		10 (1 st 14:24)	9 (1 st 2:55)	Paint		30 18		
Lead Changes		8		Second Chance		10 14		
Times Tied		7		Fast Breaks		5 14		
Time with Lead		24:44	14:01	Bench		2 41		

NCAA LIVESTATS



Official Basketball Box Score - Final
Nevada at Boise St.
02/03/26 Extralife Arena, Boise
2025-26 Men's Basketball

Game Time: 7:00 PM
Game Duration: 2:14
Attendance: 9,204

Officials: Michael Reed, Steve Muckins, Luke Schurer

Nevada - 87

Record: 16-7 (8-4)

NO.	Name	Min	FG M-A	3P M-A	FT M-A	Rebounds OR DR TOT	Fouls PF FD	TP	AS	TO	ST	Blocks BS BA	+/-
1	Eljah Price	F 41:55	6-11	0-1	5-9	1 8 9	4 7 17	0	4	1	0 1	-9	
6	Kaleb Lowery	F 12:16	0-1	0-0	0-0	0 0 0	1 0 0	0	0	0	0 0	-8	
4	Corey Camper Jr.	G 42:09	14-22	5-10	2-3	2 2 4	3 3 35	2	0	3	0 0	5	
7	Vaughn Weems	G 38:39	2-4	2-3	2-2	0 2 2	4 1 6	2	1	0	1 1	-3	
12	Tayshawn Comer	G 32:00	9-15	3-6	3-3	0 2 2	4 3 24	4	2	0	0 0	-1	
0	Chuck Bailey III	21:54	0-4	0-1	1-2	0 2 2	2 1 1	2	0	1	0 1	-1	
17	Peyton White	12:27	0-3	0-1	0-0	1 0 1	1 0 0	0	1	0	0 1	1	
3	Tyler Rolison	15:42	1-5	0-0	0-0	0 0 3	1 0 2	3	0	0	0 0	-1	
10	Jeriah Coleman	04:05	0-0	0-0	0-0	0 0 0	3 1 0	0	0	0	0 0	-4	
5	Amire Robinson	02:03	0-0	0-0	0-0	0 0 0	1 0 0	0	0	0	0 0	-2	
2	Myles Walker	00:30	0-0	0-0	0-0	0 0 0	0 0 0	0	0	0	0 0	0	
50	Ethan Croley	01:20	0-0	0-0	0-0	0 0 0	1 0 0	0	0	0	0 0	0	
Team						3 2 5	0 0	0	0				
Totals			32-65	10-24	13-19	7 18 25	25 16 87	13	8	5	1 5	-4	

Major Fouls: NONE

Dead Ball Rebounds: 4.2

Boise St. - 91

Record: 14-9 (6-6)

NO.	Name	Min	FG M-A	3P M-A	FT M-A	Rebounds OR DR TOT	Fouls PF FD	TP	AS	TO	ST	Blocks BS BA	+/-
13	Andrew Meadow	F 36:49	2-9	0-3	4-9	0 1 1	0 5 8	1	0	1	0 1	-3	
20	Drew Fielder	F 22:05	3-4	1-2	2-2	0 2 2	3 4 9	0	1	0	1 0	2	
22	Javan Buchanan	F 33:09	6-11	2-6	9-9	1 4 5	3 5 23	2	2	0 1	0 8		
4	Dylan Anderson	G 34:37	7-12	2-5	9-10	0 3 3	0 6 25	6	2	0 0	0 1	-1	
5	RJ Keene	G 32:27	1-3	1-3	0-1	1 5 6	2 2 3	1	0	2	0 0	0	
9	Dominic Parolin	22:55	5-5	0-0	1-1	4 5 9	2 2 11	0	3	0	1 0	2	
1	Agnaldo Neto	17:47	0-2	0-2	0-0	0 1 3	0 0 1	0	0	0	0 0	0	
6	Pearson Carmichael	15:20	2-5	1-3	0-0	1 3 4	3 0 8	1	0	0	0 0	4	
16	Spencer Ahrens	11:51	2-3	1-1	2-3	1 0 1	1 1 7	0	2	0 2	0 0	-4	
Team						0 3 3	0 0	0	1				
Totals			28-54	8-25	27-35	8 27 35	17 25 91	12	11	3	5 1	4	

Major Fouls: Keene (TF) 1st 5:30

Dead Ball Rebounds: 6.1

		NEV	BOI			Points from Turnovers	NEV	BOI
Biggest lead		1 (2 nd 7:27)	20 (1 st 7:54)	Period by Period Scoring		1st 2nd OT1 TOT		
Best Scoring Run		12 (2 nd 9:31)	11 (1 st 7:54)	Paint		38 36		
Lead Changes		6		Second Chance		13 14		
Times Tied		5		Fast Breaks		6 3		
Time with Lead		01:22	41:05	Bench		3 23		

NCAA LIVESTATS



Official Basketball Box Score - Final
UNLV at Nevada
01/30/26 Lawlor Events Center, Reno
2025-26 Men's Basketball

Game Time: 7:00 PM
Game Duration: 1:58
Attendance: 11,987

Officials: Keith Kimble, Larry Scroto, Verne Harris

UNLV - 76

Record: 10-11 (5-5)

NO.	Name	Min	FG M-A	3P M-A	FT M-A	Rebounds OR DR TOT	Fouls PF FD	TP	AS	TO	ST	Blocks BS BA	+/-
2	Kimani Hamilton	F 26:59	3-7	1-2	2-2	1 5 6	0 4 1	9	4	0	1 1	1 -5	
34	Emmanuel Stephen	F 15:33	0-1	0-0	0-0	1 2 3	5 0 0	0	0	1	1 0	-16	
0	Dra Gibbs-Lawhorn	G 33:33	10-17	4-9	2-2	0 3 3	2 3 26	3	1	0	1 0	-15	
3	Howie Fleming Jr.	G 22:20	1-6	0-3	3-4	3 3 6	4 2 5	1	2	1	0 0	-13	
12	Issac Williamson	G 24:34	4-9	2-3	0-0	0 1 1	1 0 10	1	1	1	1 0	-7	
7	Al Green	16:07	2-3	2-3	0-0	0 1 1	1 0 6	1	1	0	0 0	-3	
10	Jacob Bannarbie	18:34	3-5	0-0	1-1	2 3 5	4 1 7	1	0	0	0 0	-2	
22	Walter Brown	18:05	0-2	0-2	0-0	0 1 1	1 0 0	0	0	0	0 0	-6	
24	Nass Cunningham	24:35	5-11	2-4	1-2	2 2 4	1 2 13	2	0	0	0 1	2	
Team						0 0 0	0 0	0	0	2			
Totals			28-61	11-26	9-11	9 21 30	23 10 76	13	10	5	3 3	-13	

Major Fouls: NONE

Dead Ball Rebounds: 1.0

Nevada - 89

Record: 16-5 (8-3)

NO.	Name	Min	FG M-A	3P M-A	FT M-A	Rebounds OR DR TOT	Fouls PF FD	TP	AS	TO	ST	Blocks BS BA	+/-
1	Eljah Price	F 35:15	4-8	0-0	14-15	3 8 11	1 10 22	2	0	0	1 2	18	
6	Kaleb Lowery	F 21:02	3-3	2-2	0-0	0 2 2	5 0 2	9	0	0	0 0	20	
4	Corey Camper Jr.	G 34:56	11-15	5-7	5-6	1 3 4	0 4 32	2	3	2	3 0	19	
7	Vaughn Weems	G 29:13	4-6	0-1	1-3	0 4 4	0 2 9	4	0	2	0 0	17	
12	Tayshawn Comer	G 24:38	2-6	0-0	0-0	2 2 2	2 1 4	8	2	0	0 0	14	
3	Tyler Rolison	15:43	2-3	0-0	1-3	0 1 1	2 2 5	3	2	0	0 0	-8	
0	Chuck Bailey III	13:40	1-5	0-2	1-2	0 1 1	3 1 3	0	0	0	0 0	0	
17	Peyton White	12:44	1-2	1-1	0-0	0 2 2	2 0 0	0	0	0	0 0	-6	
2	Myles Walker	06:42	0-0	0-0	0-0	0 0 0	0 0 0	0	1	0	0 0	4	
10	Jeriah Coleman	04:45	1-1	0-0	1-2	0 0 0	0 0 1	3	0	0	2 0	-5	
5	Amire Robinson	01:22	0-1	0-1	0-0	0 0 0	0 0 0	0	0	0	0 0	-3	
Team						1 2 3	0 0	0	0				
Totals			29-50	8-14	23-31	5 25 30	10 23 89	20	7	5	3 3	13	

Major Fouls: NONE

Dead Ball Rebounds: 3.0

	UNLV	NEVADA	Points from		UNLV	NEVADA	Period by Period Scoring			
Biggest lead	0 (1 st 20:00)	21 (2 nd 4:47)	Turnovers	10	19			1st	2nd	TOT
Best Scoring Run	6 (1 st 7:34)	9 (1 st 16:25)	Paint	24	36					
Lead Changes	0		Second Chance	7	10		UNLV	28	48	76
Times Tied	0		Fast Breaks	12	17					
Time with Lead	00:00	38:59	Bench	26	14		NEVADA	33	56	89